

# RANGERS

MEDIA GUIDE 2024-25



PRESENTED BY  
CHASE





PRESENTED BY CHASE

# 2024-25 SCHEDULE

## SEPTEMBER

SUN	MON	TUE	WED	THU	FRI	SAT
1	2	3	4	5	6	7
8	9	10	11	12	13	14
15	16	17	18	19	20	21
22 BOS 1:00 PM ET	23	24 NYI 1:00 PM ET	25	26 BOS 1:00 PM ET	27	28
29	30 NJ 1:00 PM ET					

## OCTOBER

SUN	MON	TUE	WED	THU	FRI	SAT
		1 NJ 1:00 PM ET	2	3	4 NYI 1:00 PM ET	5
6	7	8	9 PIT 1:00 PM ET	10	11	12 UTA 1:00 PM ET
13	14 DET 1:00 PM ET	15	16	17 DET 1:00 PM ET	18	19 TOR 1:00 PM ET
20	21	22 MTL 1:00 PM ET	23	24 FLA 1:00 PM ET	25	26 ANA 1:00 PM ET
27	28	29 WSH 1:00 PM ET	30	31		

## NOVEMBER

SUN	MON	TUE	WED	THU	FRI	SAT
					1 OTT 1:00 PM ET	2
3 NYI 1:00 PM ET	4	5	6	7 BUF 1:00 PM ET	8	9 DET 1:00 PM ET
10	11	12 WPG 1:00 PM ET	13	14 SJS 1:00 PM ET	15	16
17 SEA 1:00 PM ET	18	19 VAN 1:00 PM ET	20	21 CGY 1:00 PM ET	22	23 EDM 1:00 PM ET
24	25 STL 1:00 PM ET	26	27 CAR 1:00 PM ET	28	29 PHI 1:00 PM ET	30 ML 1:00 PM ET

## DECEMBER

SUN	MON	TUE	WED	THU	FRI	SAT
1	2 NJ 1:00 PM ET	3	4	5	6 PIT 1:00 PM ET	7
8	9 SEA 1:00 PM ET	10 CHI 1:00 PM ET	11 BUF 1:00 PM ET	12	13	14 LAK 1:00 PM ET
15 STL 1:00 PM ET	16	17 NSH 1:00 PM ET	18	19	20 DAL 1:00 PM ET	21
22 CAR 12:30 PM ET	23 NJ 1:00 PM ET	24	25	26	27	28 TBL 1:00 PM ET
29	30 FLA 1:00 PM ET	31				

## JANUARY

SUN	MON	TUE	WED	THU	FRI	SAT
			1	2 BOS 1:00 PM ET	3	4 WSH 12:00 PM ET
5 CHI 1:00 PM ET	6	7 DAL 1:00 PM ET	8	9 NJ 1:00 PM ET	10	11 VGK 10:00 PM ET
12	13	14 COL 1:00 PM ET	15	16 UTA 1:00 PM ET	17	18 OBJ 1:00 PM ET
19 MTL 1:00 PM ET	20	21 OTT 1:00 PM ET	22	23 PHI 1:00 PM ET	24	25
26	27	28 CAR 1:00 PM ET	29	30	31	

## FEBRUARY

SUN	MON	TUE	WED	THU	FRI	SAT
						1 BOS 1:00 PM ET
2 VGK 10:00 PM ET	3	4	5 BOS 1:00 PM ET	6	7 PIT 1:00 PM ET	8 CBJ 1:00 PM ET
9	10	11	12	13	14	15
16	17	18	19	20	21	22 BUF 1:00 PM ET
23 PIT 1:00 PM ET	24	25 NYI 1:00 PM ET	26	27	28 TOR 1:00 PM ET	

## MARCH

SUN	MON	TUE	WED	THU	FRI	SAT
						1
2 NSH 1:00 PM ET	3 NYI 1:00 PM ET	4	5 WSH 1:00 PM ET	6	7	8 OTT 12:30 PM ET
9 CBJ 1:00 PM ET	10	11 WPG 1:00 PM ET	12	13 MIN 1:00 PM ET	14	15 CBJ 1:00 PM ET
16	17	18 CGY 1:00 PM ET	19	20 TOR 1:00 PM ET	21	22 VAN 1:00 PM ET
23	24	25 LAK 12:30 PM ET	26	27 ANA 1:00 PM ET	28 SJS 12:30 PM ET	29
30	31					

## APRIL

SUN	MON	TUE	WED	THU	FRI	SAT
		1	2 MIN 1:00 PM ET	3	4	5 NJ 1:00 PM ET
6	7 TBL 1:00 PM ET	8	9 PHI 1:00 PM ET	10 NYI 1:00 PM ET	11	12 CAR 1:00 PM ET
13	14 FLA 1:00 PM ET	15	16	17 TBL 1:00 PM ET	18	19
20	21	22	23	24	25	26
27	28	29	30			



All games broadcast on



\*Unless otherwise noted





**NEW YORK RANGERS  
OFFICIAL GUIDE AND RECORD BOOK  
2024-25**

# TABLE OF CONTENTS

## FRONT OFFICE

About Madison Square Garden Sports Corp. . . . .	6
New York Rangers Directory . . . . .	7
James L. Dolan . . . . .	8
Chris Drury . . . . .	9
Jamaal Lesane . . . . .	10
Ryan Martin . . . . .	11
Jim Sullivan . . . . .	12
Peter Laviolette . . . . .	13
Coaching Staff . . . . .	14-17
Hockey Operations . . . . .	18-22
Scouting Staff . . . . .	23-28
Training Staff - Medical . . . . .	29
Equipment Staff . . . . .	30
Strength and Conditioning Staff . . . . .	31-32
Medical Staff . . . . .	33-35
Rangers Staff . . . . .	36-37

## THE PLAYERS

Player Biographies . . . . .	40-167
In the System . . . . .	168-187
Future Blue . . . . .	188-193
2024 NHL Entry Draft Selections . . . . .	195-196
New York Rangers 2024-25 Roster . . . . .	199-200
How the Rangers Were Built . . . . .	201
Hartford Wolf Pack . . . . .	202-204
MSG Network Broadcast Team . . . . .	205-206

## 2023-24 IN REVIEW

Final NHL Standings . . . . .	209-210
NHL Statistical Leaders . . . . .	211-212
Season Notes & Highlights . . . . .	213-214
Game Summaries . . . . .	215
Final Rangers Scoring . . . . .	216
Miscellaneous Statistics . . . . .	217-218
Hat Tricks, Shorthanded Goals, Penalty Shots, and Empty Net Goals . . . . .	219-220
Transactions . . . . .	221-222
Manpower Games Lost to Injury or Illness . . . . .	222
Game-by-Game Home Attendance . . . . .	223
Scoring of Rangers Prospects . . . . .	224

## CAREER RECORDS

All-Time Scoring List . . . . .	226
All-Time Leaders . . . . .	227
Single-Season Leaders . . . . .	228
All-Time Scoring Streaks . . . . .	229
All-Time Regular Season Coaching Leaders . . . . .	230

All-Time Regular Season Records . . . . .	231-237
Progression of Rangers Records . . . . .	238-241

## PLAYOFF HISTORY AND RECORDS

All-Time Playoff Series Record vs. NHL . . . . .	244
All-Time Playoff Results Year-by-Year . . . . .	245
All-Time Playoff Results Game-by-Game . . . . .	246-251
All-Time Playoff OT Results . . . . .	252-253
All-Time Playoff Scoring List . . . . .	254
All-Time Playoff Leaders . . . . .	255
Single Season Playoff Leaders . . . . .	256
Stanley Cup Winning Goals, All-Time Playoff Hat Tricks, and All-Time Playoff Hat Tricks Against . . . . .	257
All-Time Elimination and Winner-Take-All Games . . . . .	258
All-Time Game 7 Contests, All-Time Overtime Wins When Facing Elimination, and All-Time Overtime Goals to Win a Playoff Series . . . . .	263
Playoff Goaltending Statistics Year-by-Year . . . . .	264-265
All-Time Playoff Shutouts, All-Time Playoff Penalty Shots, and All-Time Playoff Penalty Shots Against . . . . .	266
All-Time Playoff Coaching Records and Leaders . . . . .	267
All-Time Playoff Coaching Records Year-by-Year . . . . .	268
All-Time Playoff Records . . . . .	269-273
Stanley Cup Championship Teams . . . . .	274-275

## RANGERS HERITAGE

Madison Square Garden History . . . . .	276
New York Rangers Franchise History . . . . .	286
All-Time Team Management and All-Time Captains . . . . .	297
Rangers Retired Numbers . . . . .	298
Rangers Jersey History . . . . .	309-314
Rangers Jersey Patches . . . . .	315
Rangers Logo History . . . . .	317-318
NHL Award Winners . . . . .	319-320
Hall of Fame Selections . . . . .	321
NHL All-Star and All-Rookie Team Selections . . . . .	322
NHL All-Star Game Selections and Statistics Year-by-Year . . . . .	323-326
Milestones Accomplished by Rangers Players . . . . .	327
Rangers Who Played in International Competition . . . . .	331
Team Award Winners . . . . .	333

## IN THE PAST

Special Teams Statistics Year-by-Year . . . . .	338
Longest Team Streaks Year-by-Year . . . . .	339-340
All-Time Record Year-by-Year . . . . .	341-342
All-Time Home and Away Record Year-by-Year . . . . .	343-344
All-Time Division Opponents Year-by-Year . . . . .	345-346
Consecutive Home Games and Road Games . . . . .	347



## TABLE OF CONTENTS

Consecutive Team Games Against Same Opponent . . .	348	Longest Goal Streaks Year-by-Year . . . . .	377
Overtime Record Year-by-Year . . . . .	349-350	Longest Assist Streaks Year-by-Year . . . . .	379
Goals Scored in Overtime . . . . .	351-357	Longest Point Streaks Year-by-Year . . . . .	381
Overtime Leaders . . . . .	357	Regular Season Scoring Statistics Year-by-Year . . . . .	383
Fastest Goals Scored in Overtime, Latest Goals Scored in Overtime, and Players Who Have Scored Overtime Goals For and Against the Rangers . . . . .	358	Regular Season Goaltending Statistics Year-by-Year . . . . .	402
All-Time Shootouts . . . . .	359-362	Coaching Staffs Year-by-Year . . . . .	406
All-Time Shootout Goaltender Register, Single-Season Shootout Leaders for Goaltenders, and NHL Shootout Records Held by Rangers Goaltenders . . . . .	362	All-Time Regular Season Coaching Results. . . . .	408
All-Time Shootout Leaders for Skaters and Longest Shootouts. . . . .	363-364	All-Time Results Game-by-Game . . . . .	409
Single-Season Shootout Leaders for Skaters . . . . .	365	All-Time Transactions . . . . .	440
Most Decisive Victories and Most Decisive Defeats . . . . .	366	All-Time NHL Entry Draft Selections. . . . .	460
All-Time 10-Goal Games . . . . .	367	Most Common Surnames . . . . .	465
All-Time 0-0 Games . . . . .	368	Fathers/Sons Who Played With the Rangers . . . . .	466
All-Time Neutral Site Games . . . . .	369	Brothers Who Played With the Rangers . . . . .	467
All-Time Road Games at Madison Square Garden . . . . .	370	All-Time Alternate and Special Event Jerseys . . . . .	468
All-Time Penalty Shots . . . . .	372	Wearing Home Jersey on the Road and Wearing Road Jersey at Home . . . . .	475
All-Time Penalty Shots vs. Rangers . . . . .	373	Captains and Alternate Captains . . . . .	477
Scoring Leaders Year-by-Year . . . . .	375	All-Time Training Camp Locations . . . . .	482
		All-Time Pre-Season Games. . . . .	484
		All-Time Postponed/Rescheduled Games . . . . .	499
		Garden of Dreams . . . . .	500



### EDITORIAL

Editors: Ben Segelbaum, Michael Rappaport

### DESIGN, PRODUCTION, & PRINTING

Design & Production: Ben Segelbaum, Michael Rappaport, Maria Spina, MSG Creative Team  
Photography: MSG Photos, Rangers Archive, Getty Images, NHL Images

## ABOUT MADISON SQUARE GARDEN SPORTS CORP.



**MADISON SQUARE GARDEN  
SPORTS**

MSG Sports features some of the most recognized teams in professional sports, including the New York Knicks (NBA) and the New York Rangers (NHL). As an original franchise of the NBA, the Knicks have a rich history that includes eight trips to the NBA Finals and two NBA Championships. The Rangers hockey club is one of the “Original Six” franchises of the NHL. With four Stanley Cup Championships and 11 Stanley Cup Final appearances, the Rangers remain one of the league’s marquee teams. Both teams play their home games in New York’s Madison Square Garden – The World’s Most Famous Arena.

Other MSG Sports properties include two development league teams – the Westchester Knicks, which serve as the exclusive G-League affiliate of the Knicks, and the Hartford Wolf Pack, the player development team for the Rangers playing in the American Hockey League (AHL).

In addition to its teams, MSG Sports operates a state-of-the-art performance center. The Madison Square Garden Training Center in Greenburgh, NY is a 16-acre facility that offers the Knicks, Rangers and Westchester Knicks a specialized training environment, with dedicated equipment for each team, the latest sports technology to optimize performance and first-class amenities.

### **MSG Sports in the Community**

MSG Sports is committed to leveraging the power of its brands to benefit communities across the tri-state area. The Company is also dedicated to affecting positive change through social impact and cause-related initiatives including food donations, providing free educational resources to local schools and supporting non-profits and fundraising efforts across the region.

The Knicks and Rangers both run grassroots programs – Junior Knicks and Junior Rangers – focused on eliminating barriers and creating more inclusive opportunities for all kids to enjoy basketball and hockey. This commitment includes programs such as Learn to Play, a 10-week skills development program for kids 10 and under, and the Rookie Series, a 10-week recreational league. The Rangers have also been a leader in growing the game by offering girls-only programming through Junior Rangers Girls Hockey, an initiative that seeks to empower girls of all ages through the sport of hockey. In February 2021, the Rangers helped make history by working with the Professional Women’s Hockey Players Association to bring women’s hockey to The Garden for the first time ever as part of the Association’s “Dream Gap Tour” to advance gender equality in the sport. Additionally, the Junior Knicks Assist program organizes charity basketball games to support non-profit youth basketball organizations through fundraising, increased visibility and community gatherings. And the Knicks support local youth basketball through equipment donations and court refurbishments, while also hosting free skills clinics and supporting local non-profit leagues. Both teams also celebrate home-grown heroes throughout the year, including awards such as the Knicks’ “Sweetwater Clifton ‘City Spirit’ Award,” which pays tribute to local heroes who have made a difference in the lives of others, and the Rangers’ “Salute to Our Troops,” which proudly honors the brave men and women who have served or currently serve in the United States Armed Forces.

MSG Sports also has a close association with the Garden of Dreams Foundation, a non-profit organization that assists young people in need. In partnership with MSG Sports, Madison Square Garden Entertainment Corp. and Sphere Entertainment Co., Garden of Dreams provides young people in our communities with access to scholarships; educational and skills opportunities; mentoring programs; and memorable experiences that enhance their lives, help shape their futures and create lasting joy. All of the Foundation’s activities target young people facing illness or financial challenges, as well as children of uniformed personnel who have been lost or injured while serving our communities. Since it was established in 2006, Garden of Dreams has impacted nearly 400,000 children and their families. More information is available at [www.gardenofdreamsfoundation.org](http://www.gardenofdreamsfoundation.org).



# RANGERS DIRECTORY, 2024-25

## TEAM EXECUTIVE MANAGEMENT

Executive Chairman and CEO	James L. Dolan
President and General Manager, & Alternate Governor, New York Rangers	Chris Drury
Chief Operating Officer	Jamaal Lesane
Vice Chairman	Gregg Selbert
Executive Vice President	David Granville-Smith
Executive Vice President, Chief Financial Officer & Treasurer	Victoria Mink
Executive Vice President, Chief Security Officer	John Eversole
Senior Vice President, Communications	Jeremy Watkins
Senior Vice President, Associate General Counsel	Riana Postano
Senior Vice President, Business Operations	Daniel Fleeter
Senior Vice President, Sports Strategy & Administration	John Cudmore
Senior Vice President, Finance	Jeanine McGroary
Senior Vice President, Player Personnel & Director of Pro Scouting	Jamie Morningstar
Vice President, Strategic Advisor to the Chairman	Quentin Dolan

## HOCKEY CLUB PERSONNEL

Assistant General Manager & General Manager, Hartford Wolf Pack	Ryan Martin
Vice President, Hockey Strategy & Data Management	Jim Sullivan
Head Coach	Peter Laviolette
Associate Head Coach	Phil Housley
Assistant Coaches	Michael Peca, Dan Muse
Goaltending Coach	Jeff Malcolm
Skills and Performance Development Coach	Christian Hrnara
Head Video Coordinator	Kyle Smith
Video Assistant	Chris Hoeler
Director of NYR Goaltending	Benoit Allaire
Director of Player Personnel & Director of Amateur Scouting	John Lilley
Associate Dir. of Player Personnel & Director of Pro Scouting	Mark Joz
Director of NCAA Scouting	Jamie Herrington
Director of North American Amateur Scouting	Andy Schneider
Director of European Scouting	Ar Vuori
Director of Player Development	Jed Ortmeyer
Assistant Director of Player Development	Tanner Glas
Player Development Assistant	Mark Staal
Player Development Assistant – Europe	Antti Miettinen
Player Development Assistant, Hartford	Colin Downey
Prospect Development Skills Coach	Mark Ciccio
Skating Coach	Dawn Braid
Goaltending Consultant	Jean-Ian Filatrault
Senior Advisors to the President and General Manager	Mike Barnett
Hockey & Business Operations	Adam Graves
European Scouts	Mikko Eloranta, Jan Gajdosik, Patric Kjellberg, Sergej Kuznetsov
Amateur Scouts	Larry Bernard, Jeff Beukboom, Doug Gasper, Derek Richard
Professional Scouts	Pierre Rioux, Matt Smith, Shaun Suter, Eric Vargas
European Professional Scout	Steve Eminger, Al Tuer, Craig Channell
Goaltending Scout	Shaone Morrison
Senior Director Sports Technology	Scott Cierniemiens
Full Stack Engineer	Rich Dry
Senior Manager, Performance Data Insights	Matthew Karliner
Data Analyst	Jordan Levin
Head Athletic Trainer	Chris Randonelli
Associate Athletic Trainer	Amely Hosler
Senior Sports Therapist	Sean Murdoch
Assistant Athletic Trainer & Massage Therapist	Brandon Rodgers
Head Equipment Manager	Tyler Stratton
Equipment Manager	Acacio Marques
Assistant Equipment Manager	Tim Webb
Head Strength & Conditioning Coach	Bob Pates
Assistant Strength & Conditioning Coach	Kyle Czech
Assistant Sports Scientist	Peter Husko
Strength & Conditioning Consultant	Kayla Mcavoy
Strength & Conditioning Consultant – Europe	Ben Prentiss
Vice President, Team Operations	Daniel Hedlin
Senior Director, Hockey Administration	Pat Bolter
Director, Team Operations	Katie Condon
Director, Player Relations	Matt Langer
Manager, Team Operations	Lindsay Hayes
Manager, Team Operations	Caroline Notaro
Manager, Team Operations	Mary Clare Condon

## BUILDING OPERATIONS

Vice President, Building Operations, MSG Training Center/Miguel Vazquez Manager, Building Operations, MSG Training Center	Steven Kaminski
---	-----------------

## MEDICAL STAFF

Medical Director	Dr. Ryan Lingor
Senior Medical Advisor	Dr. Bryan Kelly
Team Physicians	Dr. Bob Marx, Dr. Anil Ranawat
Director, Sports Nutrition	Erika Whitman
Manager, Sports Nutrition	Taylor Davis
Team Dentist	Dr. Donald Salomon
Assistant Team Dentist	Dr. Joseph V. Esposito

## COMMUNICATIONS

Vice President, Communications	Ryan Watson
Vice President, Communications	Ryan Nissan
Senior Manager, Communications	Leah Capobianco
Manager, Communications/Team Historian	Michael Rappaport
Senior Coordinator, Communications	Ben Segelbaum
Coordinator, Communications	Relly Romanko

## SOCIAL IMPACT & FAN ENGAGEMENT

Director, Social Impact	David Martella
Senior Manager, Fan Engagement	Jacqueline Farrell
Manager, Fan Engagement	Stephan Aralim
Coordinator, Fan Engagement	Skyler Podvey
Coordinator, Social Impact	Hallee Isdaner
Community & Youth Hockey Ambassador	Brian Mullen
Alumni	Ron Grieschen

VP Event Presentation	Matt Coy
Music Director	Ray Castoldi
Director, Event Presentation	Dan Cirriemollo
Vice President Creative Director	Tony Muller
Senior Director, Marketing Strategy	Maniase Nae
Senior Director Marketing Operations	Dave Conlogue
Senior Producer	Tim Bruckmann
Senior Designer	Lauren Jin
Director, Design	Kenneth Goldstein
Director, Content	Mas Wink
Senior Director, Marketing Strategy	Kevin Collin
Director, VIP Hospitality	Amanda Librot
Manager, Digital Content	Sasha Kandrach
Manager, Marketing Operations	India March
Manager, Video Production	Cory Gershon
Copywriter	Kelly Smith
Specialist, Marketing Strategy	Allison Butler
Senior Coordinator, Marketing Strategy	Molly Nodiff
Coordinator, Digital Content	Claire Dalton
Senior Coordinator, Event Presentation	Allison Gurland
Director, Retail Strategy	Lauren Stagg
Senior Merchandise Buyer	Jennifer Herzberg
Senior Coordinator, Merchandise Buyer	Samantha Vero
Motion Designers	William Dong, Thomas Zhang
Shooter/Editor	Nick Homler, Antonella Crescimbeni, Zachary Frenchman, Brian Dalley
Assistant Shooter/Editor	Amanda Remel
Production Assistant	Brendan Hill
Producer	David Jacobson
Senior Analyst	Keith Kavanagh
Associate Creative Director	Chris Lane
Senior Manager, Digital Experiences	Livia Block

## FINANCE

VP Finance	Jeffrey Boyle
Senior Director, Finance	Gregory Sobchuk
Senior Director, Finance	Gregory Sobchuk
Senior Financial Analyst	Christopher O'Meara, Donald Lafferty
Financial Analyst	Brooke LaFetty
Financial Analyst	Nicole Mancuso
Financial Analyst	Samsen Marquez
Financial Analyst	Jordan Gutierrez

## LEGAL & BUSINESS AFFAIRS

Senior Vice President, Legal & Business Affairs	Riana Postano
Counsel, Legal & Business Affairs	Andrew Patrick
Senior Manager, Legal & Business Affairs	Graham Dietz
Senior Counsel	Michael Lydakis

## SEASON SUBSCRIPTION SALES – SERVICE & RETENTION

Vice President, Service & Retention	Alan Latkovic
Vice President, Sales	Brendan Long
Senior Director, Service & Retention	Daniel Shagavat
Directors, Sales	Genaro Botero
Director, Premium Service	Danielle Brand Nespoli
Senior Manager, Sales	Demitria McEntee
Senior Manager Service & Retention	Kevin Smith
Managers, Premium Sales	Christopher Carra
Managers, Sales	Kyle Heiden
Manager, Premium Service	Adam Squinzo
Premium Membership Executives	Alanna Lobianco
Membership Experience Executives	Andrew Nasti, Marcella Brosnan, Emily Ota
Managers, Service & Retention	Gabby Barbera, Boris Berza, Justin Smith, Allison Bart
Manager, Service & Retention	John Armioia, Ed McCarthy, Gianna Ronca, Jack Hyde
Manager of Sales	James Smith
Senior Account Executives	Zackary Tasmis
Account Executives, Group Sale	Tim Holder, Christopher Balbo, Benjamin Berlin, Phillip Young
Account Executives	Omar Coppin, Antonio Chaney, Michael Rice, Nina Petersen, Patrick Ridings
Season Subscription Sales	Justine Crespo, Erika Dron, Emily Gresh, Antonio Borjas, Emma Schait
Account Executives, Premium Sales	Sydney Wright, Nora Bousatta, Allan Swartz, Daniel Goldman, Peter Vaziri
Member Service Representatives	Gordon Taubenfeld, Andy Smith, Jason Silverstein, Emma Schimpf,
Inside Sales Representatives	Andrew Lee, Melanie Kelly, Derick Han, Amanda Hallacy
Senior Coordinator of Sales	Laura Cardillo, Julia Monkash, Kathryn Procopio, Mari Puzino,
Coordinator of Sales	Revens Shah, Brandon Shin
Coordinator, Service & Retention	Xavier McCormick, Sarah Cullivan
Ticketing Sales & Strategy	Hailey Jacobs, Megan Tavares

## TICKETING SALES & STRATEGY

VP Pricing & Inventory Management	Eric Handler
Analyst Pricing & Inventory Management	Tara Collins
Manager, Ticketing Operations	Delaney Snyder
Analyst, Ticketing Operations	Henry Lain
Coordinator, Sales	Deja Lee

## BUSINESS OPERATIONS

Senior Director, Business Operations	Whitney Zepfel
Analyst Business Operations	Jordie Bloom
Senior Analyst Business Operations	Catherine Wise

## BROADCAST INFORMATION

Television - MSG Network	Sam Rosen, Joe Micheletti, John Glanzone
Radio - MSG Radio	Kenny Albert, Dave Maloney

## ADDITIONAL INFORMATION

Home Ice	Madison Square Garden
Website	newyorkrangers.com
Twitter	@NYRangers
Media Entrance	8 Penn Plaza, 8th Avenue & 33rd Street
Press Room	6th Floor, Madison Square Garden
Club Colors	Home: blue base, trimmed w/ red & white Away: white base, trimmed w/ blue & red
Practice Facility	Madison Square Garden Training Center



James L. Dolan is Executive Chairman and Chief Executive Officer of Madison Square Garden Sports Corp. (MSG Sports), which features the New York Knicks (NBA) and New York Rangers (NHL) franchises. In addition, the Company's properties include two development league teams – the Westchester Knicks (NBAGL) and the Hartford Wolf Pack (AHL) – as well as Knicks Gaming, an NBA 2K League franchise.

In his role at MSG Sports, Mr. Dolan sets the Company's overall vision and guides the development of effective strategies to drive its business and maximize growth opportunities. Mr. Dolan also serves as governor to the National Basketball Association and the National Hockey League on behalf of the New York Knicks and New York Rangers.



In addition to his oversight of MSG Sports, Mr. Dolan is Executive Chairman and Chief Executive Officer of Madison Square Garden Entertainment Corp. (MSG Entertainment). MSG Entertainment's portfolio features renowned venues and entertainment brands, including Madison Square Garden – home to the New York Knicks and New York Rangers – as well as the original production, the Christmas Spectacular Starring the Radio City Rockettes.

Mr. Dolan is also Executive Chairman and Chief Executive Officer of Sphere Entertainment Co., whose portfolio includes Sphere – a next-generation entertainment medium that is redefining the future of entertainment. The first Sphere venue opened in Las Vegas in September 2023. In addition, Sphere Entertainment has two regional sports networks, MSG Network and MSG Sportsnet, that telecast a wide range of sports content, including exclusive live local games featuring the New York Knicks and New York Rangers. Mr. Dolan is also Chairman of AMC Networks Inc., which owns and operates several award-winning brands in television and film.

Mr. Dolan was CEO of Cablevision Systems Corporation from 1995 until June 2016, when the media and telecommunications company, which served as MSG's parent company until 2010, was sold to Altice. Prior to his role as Cablevision CEO, Mr. Dolan was CEO of Rainbow Media Holdings, the former Cablevision programming subsidiary now known as AMC Networks. Mr. Dolan began his career with Cablevision in the 1970s and held a variety of executive positions before overseeing Rainbow Media.

Mr. Dolan supports the ongoing commitment of MSG Sports, MSG Entertainment, and Sphere Entertainment to their communities, particularly through the Garden of Dreams Foundation, the non-profit organization that works closely with all three companies to assist young people in need. In addition, he is Vice Chairman Emeritus of the board of the Lustgarten Foundation, an organization he helped found in 1998, which today is the nation's largest private supporter of pancreatic cancer research.

Mr. Dolan has six children and is an avid musician.





Chris Drury enters his fourth season as the Rangers' President and General Manager after being named the 12th President and 12th General Manager in franchise history on May 5, 2021.

Drury begins his 10 season with the Rangers in a front office role. He rejoined the organization on September 4, 2015, and he was promoted to Associate General Manager on February 5, 2021 after previously serving as the team's Assistant General Manager from September 2, 2016 until he received the promotion. In his current role with the Rangers, Drury also serves as an Alternate Governor.

In his first season as President and General Manager in 2021-22, Drury was named a finalist for the Jim Gregory Award, an annual award presented to recognize the work of the top general manager in the NHL.



During his tenure in a front office role, Drury has also served as the General Manager for the Rangers' American Hockey League (AHL) affiliate, the Hartford Wolf Pack. He was named Hartford's General Manager on May 16, 2017. In 2019-20, after he helped assemble a new coaching staff in Hartford, the Wolf Pack posted a 31-20-6-5 record in 62 games. Hartford's .589 points percentage in 2019-20 was the best the team posted since the 2014-15 season. The Wolf Pack followed up their successful 2019-20 season by posting a 14-9-1 record (.604 points percentage) in a 24-game season in 2020-21. Drury also served as the team's Director of Player Development in 2015-16.

In addition to his role with the Rangers, Drury has worked in an executive role at the international level. Prior to the NHL opting out of the 2022 Olympics, Drury was named AGM of Team USA. He has served as the General Manager for the U.S. Men's National Team at the IIHF World Championship in 2019 and 2021, and helped Team USA earn a bronze medal in the tournament in 2021. Drury was also selected to serve in the same capacity for the 2020 IIHF World Championship. He also will be the AGM in the NHL 4 Nations Face-Off and 2026 Olympic Games.

During his 12-year NHL career, the Trumbull, Connecticut native skated in 892 games with the Colorado Avalanche, Calgary Flames, Buffalo Sabres, and the Rangers, registering 255 goals and 360 assists for 615 points. Drury captured the Stanley Cup as a member of the Avalanche in 2000-01, ranking second in the NHL with 11 goals in 23 games during the team's playoff run. In 1998-99, Drury received the Calder Trophy as the NHL's Rookie of the Year after registering 20 goals and 24 assists for 44 points with Colorado. Drury recorded at least 20 goals in nine seasons in his career.

Drury's team reached the playoffs in nine of his 12 seasons in the NHL, and his team advanced to the Conference Finals on six occasions. In 135 career NHL playoff games, Drury registered 47 goals and 42 assists for 89 points, along with a plus-24 rating and 46 penalty minutes. Over the 12 seasons in which he played in the NHL (1998-99 - 2010-11), he led the NHL in playoff game-winning goals (17), ranked second in playoff overtime goals (four), ranked fourth in playoff goals, and ranked ninth in playoff games played.

Drury played four seasons with the Rangers (2007-08 - 2010-11) after signing with the team as a free agent on July 1, 2007. In addition, Drury served as the Rangers captain for three seasons (2008-09 - 2010-11) after being named the 25th captain in franchise history - as well as the second American-born captain in franchise history - on October 3, 2008. In 264 regular season games with the Blueshirts, Drury recorded 62 goals and 89 assists for 151 points, along with 116 penalty minutes. Over his first three seasons with the Rangers, Drury led the team in goals (61) and points (146), ranked second in assists (85), and tied for second in game-winning goals (10). In addition, the Rangers made the playoffs three times during Drury's four seasons with the team. Drury is the second person in franchise history who served as the Rangers' captain while playing for the team and later served as the Rangers' General Manager following their playing career (along with Phil Esposito).

Prior to joining the NHL, Drury completed one of the most impressive collegiate hockey careers in NCAA history. Over four seasons at Boston University (1994-95 - 1997-98), Drury tallied 113 goals and 101 assists for 214 points in 155 games. During his collegiate career, the Terriers captured the National Championship in 1994-95, appeared in the National Championship Game twice (1994-95, 1996-97), and appeared in the Frozen Four three times (1994-95, 1995-96, 1996-97). Drury was selected as a First Team All-American on two occasions (1996-97, 1997-98), a Hobey Baker Finalist as the Top Player in College Hockey on three occasions (1995-96, 1996-97, 1997-98), and he became the first Terrier to receive the Hobey Baker Award in 1997-98.

Internationally, Drury represented the United States in numerous tournaments and earned several medals. He participated in three consecutive Winter Olympics (2002, 2006, 2010), capturing a silver medal at the 2002 Winter Olympics in Salt Lake City, Utah and the 2010 Winter Olympics in Vancouver, British Columbia. Drury was inducted into the U.S. Hockey Hall of Fame in 2015.

Drury and his wife, Rory, have a son, Luke, and two daughters, Dylan and Kelly.



As Chief Operating Officer of Madison Square Garden Sports Corp. (MSG Sports), Jamaal Lesane works closely with executive leadership to strengthen the Company's portfolio and support its long-term direction and growth. This includes supporting MSG Sports' overall strategic vision, while driving innovation and optimizing corporate performance across the Company's professional sports franchises. In his role, Mr. Lesane also oversees business operations for the Company's teams, including the New York Knicks and New York Rangers, directly managing core functions such as strategic planning, marketing, ticketing, and the in-game experience, as well as community and fan development.

Mr. Lesane has been with the MSG Family of Companies since 2008, in roles of increasing responsibility. Prior to becoming Chief Operating Officer of MSG Sports in July 2024, Mr. Lesane served as Executive Vice President and General Counsel, where he was the Company's chief legal officer. Prior to MSG Sports becoming a standalone company in April 2020 when The Madison Square Garden Company (MSG) separated its entertainment and sports businesses, Mr. Lesane was MSG's Senior Vice President, Legal and Business Affairs. In this role he served as team counsel for the Knicks, Rangers, and Westchester Knicks, while also providing legal support for all other MSG sports properties - including college basketball, boxing, wrestling, and mixed martial arts - occurring at MSG's venues, which includes Madison Square Garden.

Prior to joining MSG, Mr. Lesane worked as an Associate Counsel at Home Box Office, Inc. (HBO), where he provided legal support and counsel to HBO Sports and HBO Licensing and Retail. Prior to HBO, he was a corporate lawyer at Covington and Burling LLP.

Mr. Lesane graduated with a B.A. from Yale University and received his J.D. from Harvard Law School. He was born, raised, and currently resides in Brooklyn, NY.







*ASSISTANT GENERAL MANAGER AND  
GENERAL MANAGER, HARTFORD WOLF PACK*

Ryan Martin begins his fourth season with the Rangers as Assistant General Manager and General Manager of the Hartford Wolf Pack.

Martin was general manager of the 2022 U.S. Men's National Team at the World Championships and has played a role in the player personnel decisions for Team USA for over a decade.

Martin joined the Rangers organization after spending 16 seasons with the Detroit Red Wings organization (2005-06 – 2020-21). He spent eleven seasons (2010-11 – 2020-21) as the organization's Assistant General Manager. In that role, Martin spent eight seasons (2013-14 – 2020-21) as the General Manager of the Red Wings AHL affiliate, the Grand Rapids Griffins. Under Martin's guidance, the Griffins won the 2017 Calder Cup and advanced to the Calder Cup Playoffs in every season in which the annual postseason tournament took place.



While with the Red Wing's organization, Martin spent five seasons (2005-06 – 2009-10) as the team's Director of Hockey Administration. Martin was also a member of the Red Wings organization when the club won the Stanley Cup at the conclusion of the 2008-09 NHL season.

In addition to his work with the Red Wings, Martin served as a scout with USA Hockey for their World Junior Championship team in 2021. That team won a Gold Medal in the Edmonton bubble in January 2021.

Prior to beginning his career with the Red Wings, Martin worked in Denver, Colorado from 1999 through 2003 as an attorney. He also worked at KO Sports, Inc.

With the Rangers, Martin oversees all aspects of hockey operations with the Wolf Pack, including player personnel decisions, player development, contract negotiations, and player movement.



Jim Sullivan begins his fourth season as the Rangers' Vice President, Hockey Strategy after being promoted to the post prior to the start of the 2021-22 season.

Prior to being promoted to Vice President, Hockey Strategy and Data Management, Sullivan served as Director, Player Care & Development/Analytics & Hockey Technology for seven seasons. In his role, he worked directly with the Rangers' front office to provide reporting and analysis of player progress, skill building plans, and improvement metrics. Under Sullivan's guidance, the Rangers expanded their use of analytics, utilizing a software platform to import tracking data, statistics, and salary information in order to assist in player valuation and analysis.

Sullivan originally joined the Rangers organization in 2009 as a video analyst, and he was promoted to Director of Hockey Technology after two seasons. In his role as Director of Hockey Technology, Sullivan was responsible for researching and implementing solutions in accordance with the Rangers' organizational strategy.





Peter Laviolette is in his second season with the Rangers after being named the 37th head coach in franchise history on June 13, 2023.



In his first season with the Blueshirts, he posted a 55-23-4 record and became the eighth head coach to capture the President's Trophy in his first season with the team. He is the 10th head coach to be behind the bench for multiple President's Trophy teams.

With the Rangers making the postseason in 2024, he became the first head coach in NHL history to appear in the Stanley Cup Playoffs with six different franchises.

During the 2023-24 season, he surpassed Al Arbour for seventh most wins in NHL history (783) and Darryl Sutter for ninth most games coached (1,480). He also coached in the 2024 NHL All Star Game.

Laviolette has notched a 807-526-25-154 (W-L-T-OTL) record in 1,430 games as head coach between the New York Islanders (2001-02 - 2002-03), Carolina Hurricanes (2003-04 - 2008-09), Philadelphia Flyers (2009-10 - 2013-14), Nashville Predators (2014-15 - 2019-20), Washington Capitals (2020-21 - 2022-23) and the Rangers. He ranks seventh all-time in NHL history in wins, first among US-born head coaches, and eighth all-time in games coached.

The Franklin, Massachusetts native has led 14 teams to postseason appearances in his career and has an overall record of 88-82 in the playoffs. Laviolette has guided three teams to a Stanley Cup Final, winning it with Carolina in 2006. Laviolette is the fourth coach in NHL history to lead three different teams to the Stanley Cup Final (Carolina: 2006; Philadelphia: 2010; Nashville: 2017), joining Dick Irvin, Scotty Bowman and Mike Keenan.

Internationally, Laviolette has coached Team USA at the World Championship in 2004, 2005 and 2014. He has also represented his country in four Olympic Games, first as a player (1988, 1994), then as a head coach at the 2006 Torino Games, and as an assistant at the 2014 Sochi Games.

Laviolette played 12 career NHL games, with the Rangers, during the 1988-89 season, but spent most of his playing career in the American and International hockey leagues.



## PHIL HOUSLEY

**Associate Head Coach** | Phil Housley begins his second season with the Rangers coaching staff after being named Associate Head Coach on June 23, 2023.

Housley came to the organization with over 20 years of coaching experience at multiple levels in hockey. Before the Rangers, he was an assistant coach for the Arizona Coyotes from 2019-2022. Housley previously served as the head coach for the Buffalo Sabres from 2017-2019 and was an assistant coach under Peter Laviolette in Nashville for four seasons (2013-2017). In addition to helping the Predators reach the Stanley Cup Final for the first time in franchise history in 2017, the team ranked in the top two in the league in goals by defensemen in every season with him on the bench and were in the top half in fewest goals allowed in each of his last three seasons with the organization.

The St. Paul, Minnesota native spent time coaching for Team USA at the international level, serving as an assistant coach at two IIHF World Junior Championships and three IIHF World Championships. Most notably, he served as the head coach when Team USA won the gold medal at the 2013 IIHF World Junior Championship.

Drafted by Buffalo in the first round, sixth overall, in the 1982 NHL Entry Draft, Housley played 21 NHL seasons with the Sabres, Winnipeg Jets, St. Louis Blues, Calgary Flames, New Jersey Devils, Washington Capitals, Chicago Blackhawks and Toronto Maple Leafs, collecting 338 goals and 894 assists for 1,232 points in 1,495 career NHL games. A seven-time NHL All-Star (1984, 1989, 1990, 1991, 1992, 1993, 2000), Housley won a gold medal at the 1996 World Cup of Hockey and a silver medal at the 2002 Winter Olympic games with Team USA. He was also inducted into the Hockey Hall of Fame in 2015.



### MICHAEL PECA

**Assistant Coach** | Michael Peca begins his second season with the Rangers coaching staff after being named Assistant Coach on on June 23, 2023.

Prior to joining the Rangers, Peca spent two seasons with the Rochester Americans of the AHL, serving as an assistant coach. His coaching at the pro level began when he was a member of Laviolette's staff in 2020-21 with the Capitals where he was a player development coach.

The Toronto, Ontario native skated in over 850 NHL games over 14 seasons between the Canucks, Sabres, Islanders, Oilers, Maple Leafs and Blue Jackets, where he tallied 465 points (176G-289A). He captained the Sabres to a Stanley Cup Final in 1999. Peca is a two-time winner (1996-97 - BUF, 2001-02 - NYI) of the Frank J. Selke Trophy, given annually "to the forward who best excels in the defensive aspects of the game."



### DAN MUSE

**Assistant Coach** | Dan Muse begins his second season with the Rangers coaching staff after being named Assistant Coach on on June 23, 2023.

Muse most recently served as the head coach of USA Hockey's National Team Development Program for three seasons in addition to guiding the U-18 team to multiple World Championships. Prior to joining the national program, Muse served as an assistant coach under Laviolette in Nashville for three seasons.

Prior to his stint with Predators, Muse served as head coach of the USHL's Chicago Steel for two seasons, where he led the team to a Clark Cup championship in 2017. Additionally, the Canton, Massachusetts native spent time on staff at Yale University (2009-2015), where he helped the Bulldogs to the 2013 NCAA title.



### JEFF MALCOLM

**Head Goaltending Coach** | Jeff Malcolm begins his first season as the Rangers' Goaltending Coach and fourth with the organization. He spent the previous three seasons as the with the Hartford Wolf Pack as the team's Goaltending Coach.

Prior to becoming Hartford's Goaltending Coach, Malcolm served three seasons as the Rangers Goaltending Consultant. In his role as Goaltending Consultant, he assisted in the on-ice and off-ice development of goaltenders throughout the Rangers organization, including goaltenders with the Wolf Pack, and he also worked with the Rangers front office in evaluating goaltenders at both the amateur level and professional level.

Malcolm played four seasons of professional hockey (2013-14 – 2016-17) with the Wolf Pack and the Greenville Road Warriors/ Swamp Rabbits (ECHL). In 94 career appearances in the ECHL, he posted a 51-30-11 record, along with a 2.96 GAA, and a .910 SV% and was selected to participate in the 2015 CCM ECHL All-Star Classic.

Prior to beginning his professional career, Malcolm played four seasons of collegiate hockey at Yale University (2009-10 – 2012-13). He helped Yale win the National Championship in his final season at the school in 2012-13, and he stopped all 36 shots he faced to earn a win and a shutout in the National Championship Game against Quinnipiac University on April 13, 2013. Malcolm was named to the Frozen Four All-Tournament Team, as well as the NCAA All-Ivy League Second Team, in 2012-13.



### CHRISTIAN HMURA

**Skills and Performance Development Coach** | Christian Hmura enters his second season as the Rangers Skills Coach. In his role, Hmura is responsible for assisting in the development of players' skills, such as skating, shooting, and stickhandling.

Hmura came to New York after six seasons (2017-2023) as Hockey Director and Director of Player Development for the Chicago Mission, a Tier 1 AAA Youth Hockey Club. During his tenure with the Mission, 22 players went on to be selected in the NHL Entry Draft. From 2012-2023, Hmura was a Private Professional Development Coach, where he worked with over 70-plus NHL players in private and small group settings. In addition, Hmura was a scout for the Quebec Major Junior Hockey League's (QMJHL) Moncton Wildcats for three years (2013-2016).






## KYLE SMITH

**Head Video Coordinator** | Kyle Smith enters his fourth season with the Rangers coaching staff as the team's Head Video Coordinator.

Smith joined the Rangers coaching staff after spending two seasons with the Buffalo Sabres as the team's Video Coordinator (2019-20 and 2020-21). Prior to becoming Buffalo's Video Coordinator, he spent eight seasons in the American Hockey League (AHL) as the Rochester Americans' Video Coach. Smith was also responsible for handling all aspects of team travel during his final two seasons with Rochester. He spent the 2010-11 season with the Sabres in the Pro Scouting/Hockey Analytics Department, handling various tasks and working closely with Buffalo's hockey operations personnel. In April of 2011, Smith served as Interim Video Coach with the AHL's Portland Pirates before being elevated to a full-time role with the Sabres/Americans.

Smith played four years of collegiate hockey at SUNY Cortland and served as the team's captain during his final two seasons.



## CHRIS HOELER

**Video Assistant** | Chris Hoeler enters his first season with the Rangers coaching staff as the team's Video Assistant. In his role, Hoeler is responsible for helping the coaching staff pre-scout games and assisting the coaching staff and front office with video breakdowns.

Prior to joining the Rangers, Hoeler served as the Video Coach for the AHL's Hartford Wolf Pack, a role he began in 2019-20.

Hoeler assumed his video coach role with the Wolf Pack after one season as director of hockey operations for the Chicago Steel of the USHL (2018-19). The previous year, 2017-18, he worked with the Harvard University women's hockey program in Cambridge, Massachusetts as a video and analytics coordinator.





## BENOIT ALLAIRE

**Director of New York Rangers Goaltending** | Enters his 21st season with the New York Rangers organization and first in his current role ... In his role, Allaire oversees the development of goaltenders at all levels throughout the organization, including at the American Hockey League (AHL) level and ECHL level...Served as goaltending coach for 20 seasons ... Several Rangers goaltenders have achieved considerable success under the direction of Allaire. Current Rangers goaltender Igor Shesterkin won the Vezina Trophy in 2021-22 and was named a Hart finalist after he posted a 36-13-4 record, .935 save percentage and a 2.07 goals against average in 2021-22 ... During Henrik Lundqvist's 15 seasons with the Blueshirts, he established several franchise and league records, including franchise records for career appearances by a goaltender, wins, saves, and shutouts ... Prior to joining the Rangers organization, Allaire spent seven seasons as the goaltending coach for the Phoenix Coyotes. He also served as the goaltending instructor for the Montreal Canadiens for one season (1996-97 ... A native of St. Janvier, Quebec, Allaire served as a goaltending instructor in the Quebec Major Junior Hockey League (QMJHL) with three different teams: Laval, Verdun and Granby. During his tenure in the QMJHL, the goaltenders under Allaire's supervision won two President's Cups (QMJHL's championship) and played in two Memorial Cup Tournaments (1989-90 with Laval and 1991-92 with Verdun).



## JOHN LILLEY

**Director of Player Personnel & Director of Amateur Scouting** | Enters his fourth season with the Rangers as Director of Player Personnel & Director of Amateur Scouting ... Joined the Rangers organization after spending 15 seasons with the Toronto Maple Leafs organization ... Served as Toronto's Director of Amateur Scouting for three seasons (2018-19 - 2020-21) ... Prior to being named Director of Amateur Scouting, was the Maple Leafs' Director of United States Scouting for two seasons (2016-17 and 2017-18) ... Also served as an Amateur Scout for his first 10 seasons in the Maple Leafs' organization (2006-07 - 2015-16) ... A native of Wakefield, Massachusetts, has been a part of USA Hockey on several occasions throughout his career, both as a player and as a coach ... Served as an Assistant Coach with the U.S. National Team Development Program for three seasons (2003-04 - 2005-06) and helped the United States win a gold medal at the 2005 IIHF U18 World Championship and a silver medal at the 2004 IIHF U18 World Championship ... Represented the United States in several tournaments as a player, including the 1994 Winter Olympics ... Played professional hockey for parts of nine seasons (1993-94 - 2001-02), including parts of three seasons in the NHL with the Mighty Ducks of Anaheim (1993-94 - 1995-96) ... Tallied 11 points (three goals, eight assists) in 23 career NHL games ... Was selected by the Winnipeg Jets in the seventh round, 140th overall, of the 1990 NHL Entry Draft.



## GARTH JOY

**Associate Director of Player Personnel & Director of Pro Scouting** | Begins his third season with the Rangers as Associate Director of Player Personnel & Director of Pro Scouting...Prior to joining the Rangers, was with for the Colorado Avalanche for 20+ year, finishing his tenure there as part of the 2022 Stanley Cup winning team...From 1999-2013, he was a pro scout and from 2013 to 2022 was a Senior Pro Scout and Assistant Director of Player Personnel...For the Avs, he played a key role in advising the general managers on potential trade acquisitions...Was a 11th round (222nd overall) draft pick in the 1986 NHL Draft by the Minnesota North Stars...Played five seasons in the OHL with both the Hamilton Steelhawks and Kingston Raiders...Earned a Bachelor of Education degree at St. Thomas University in Fredericton, New Brunswick...During that time while playing Canadian Interuniversity Sport, was voted to the CIS All-Canadian Team as a defenseman...Finished his playing career in Denmark with Vojens IK for the 1995-96 and 1996-97 seasons.





## ANDY SCHNEIDER

**Director of North American Scouting** | Begins his third season as Director of North American Scouting for the Rangers...Prior to joining the Rangers in 2022, was a member of the New Jersey Devils scouting department from 2015-16 to 2021-22, serving as both an amateur scout and the head of CHL scouting...He joined the Devils' organization after working for the Columbus Blue Jackets as an amateur scout for three seasons...He began his post-playing career in 2011-12 as an assistant coach with Swift Current (WHL)... Played 18 seasons professionally, including ten in Germany from 1997 through 2007, before completing his career with a four-year stint in Austria, which concluded in 2010-11...Was signed by Ottawa as a free agent on Oct. 9, 1992, spent two years with the organization and saw action in ten NHL games in 1993-94... Andy and his wife, Kim, have two sons, Jackson and Zachary.



## ARI VUORI

**Director of European Scouting** | Begins his third season as Director of European Scouting for the Rangers...Prior to joining the Rangers, Vuori served for seven seasons with the Toronto Maple Leafs as Director of European Scouting...Before joining the Leafs, Vuori served as a European scout with the Detroit Red Wings for eight seasons (2007-08 through 2014-15) and with the Los Angeles Kings for 11 seasons (1996-97 through 2006-07)...He also held a hockey operations role with TPS of the Finnish Elite League for eight seasons...As a player, Vuori, collected 371 points (167 goals, 204 assists) in 503 regular season games over 13 seasons in the Finnish Elite League...He also spent the 1981-82 season in the Ontario Hockey League with the Belleville Bulls and the Niagara Falls Flyers.



## JAMIE HERRINGTON

**Director of NCAA Scouting** | Enters his fourth season as the Rangers' Director of NCAA Scouting ... Prior to being promoted to his current post, spent five seasons as an Amateur Scout with the Rangers; was primarily responsible for scouting amateur players and free agents in the NCAA ... Prior to joining the Rangers, served two seasons as a scout with the U.S. National Team Development Program (2014-15 and 2015-16) and two seasons as a Graduate Assistant with Castleton State College (2009-10 and 2010-11) ... Played professional hockey for parts of seven seasons in the ECHL and CHL, as well as leagues in France and Italy ... Played four seasons of collegiate hockey at Dartmouth College and served as the team's captain in his junior and senior year.



## JED ORTMAYER

**Director of Player Development** | Enters his eighth season as Director of Player Development after rejoining the Rangers organization on June 14, 2017 ... In his role, he works with the hockey operations department in overseeing the development of Rangers prospects, both on and off the ice ... He also works with Rangers prospects who have yet to begin their professional hockey careers, as well as players with the Rangers' American Hockey League affiliate, the Hartford Wolf Pack, to further enhance their progression ... Oversees the Rangers' annual Prospect Development Camp ... Played 11 seasons of professional hockey during his career, including parts of eight seasons in the NHL (2003-04 - 2011-12) ... Skated in 345 career NHL games with the Rangers, Nashville, San Jose, and Minnesota, registering 22 goals and 31 assists for 53 points ... Was a finalist for the Bill Masterton Trophy in 2009-10, which is awarded annually to the NHL player who "best exemplifies the qualities of perseverance, sportsmanship, and dedication to hockey" ... Played three seasons with the Rangers (2003-04 - 2006-07) ... Was twice named the winner of the Steven McDonald Extra Effort Award (2003-04 and 2006-07), which is given annually to the Ranger who, as chosen by the fans, "goes above and beyond the call of duty" ... Played four seasons of collegiate hockey at the University of Michigan (1999-00 - 2002-03) and served as the team's captain for the final two seasons of his collegiate career.



## TANNER GLASS

**Assistant Director of Player Development** | Enters his sixth season with the Rangers' front office after rejoining the team as Assistant Director of Player Development ... In his role, works with Director of Player Development Jed Ortmeyer to assist in the development of Rangers prospects throughout North America, both on and off the ice ... Began working in the front office after concluding an 11-season NHL career (2007-08 - 2017-18) ... Skated in 527 career NHL games with Florida, Vancouver, Winnipeg, Pittsburgh, the Rangers, and Calgary, registering 24 goals and 45 assists for 69 points, along with 658 penalty minutes ... Also skated in 67 career Stanley Cup Playoff games, and helped Vancouver advance to the Stanley Cup Final in 2010-11 ... Concluded his playing career with Bordeaux in France during the 2018-19 season ... Played 134 games over parts of three seasons with the Rangers (2014-15 - 2016-17) and helped the Blueshirts advance to the Stanley Cup Playoffs in each of his three seasons with the team ... Prior to beginning his professional career, played four seasons of collegiate hockey at Dartmouth College (2003-04 - 2006-07) ... Served as Dartmouth's captain during the 2006-07 season ... Also played parts of six seasons in the American Hockey League (AHL).



## ANTTI MIETTINEN

**Player Development Assistant - Europe** | Enters his fourth season with the Rangers' front office in the hockey operations' player development department ... In his role, works with Director of Player Development Jed Ortmeyer to assist in the development of Rangers prospects throughout Europe, both on and off the ice ... A native of Hameenlinna, Finland, he has served as an Assistant Coach with several of Finland's teams in international competition ... Helped Finland earn a bronze medal at the 2021 IIHF World Junior Championship ... Served as an assistant coach with HPK in Liiga for four seasons (2016-17 - 2019-20); helped the team win the league championship in 2018-19 ... Skated in 539 career NHL games over parts of nine NHL seasons (2003-04 - 2012-13) with the Dallas Stars, Minnesota Wild, and Winnipeg Jets, registering 97 goals and 133 assists for 230 points ... Represented Finland in several international tournaments, including the 2010 Winter Olympics; helped Finland earn a bronze medal at the Olympics ... Was inducted into the Finnish Hockey Hall of Fame in 2019.





## MARC STAAL

**Player Development Assistant** | Enters his first season as Director of Player Development after rejoining the Rangers organization on March 5, 2024 ... Retired in 2024 after enjoying a 17-year NHL career as a defenseman split between the Rangers, Red Wings, Panthers and Flyers ... His 892 regular-season games with New York were fourth in team history at his position behind Harry Howell (1,160), Brian Leetch (1,129) and Ron Greschner (981) ... Played 107 Stanley Cup Playoff games as a Blueshirt, which ranked third among skaters to Chris Kreider and Dan Girardi ... Served 10 seasons as an assistant captain for the Rangers ... Played in NHL All-Star Game in 2011 ... The second of four Staal brothers (Eric, Jordan, Jared) to reach the NHL.



## MIKE BARNETT

**Co-Senior Advisor to the President and General Manager** | Begins his 16th season with the Rangers ... In addition to his role as Senior Advisor to the President and General Manager during his tenure, also served as an Amateur Scout in 2013-14, where he was responsible for scouting amateur players and free agents in North America ... Before joining the Rangers, he spent six seasons as the General Manager, Senior Executive Vice President and Alternate Governor of the Phoenix Coyotes ... Prior to his stay in Phoenix, he served as President of International Management Group's (IMG) hockey division for 12 years, compiling a player list that included several high-profile players such as Wayne Gretzky, Brett Hull, Paul Coffey, Jaromir Jagr, Joe Thornton, Mats Sundin, and Sergei Fedorov ... Played two seasons of professional hockey with the Chicago Cougars and Houston Aeros of the World Hockey Association (WHA) in 1973-74 and 1974-75 following his junior hockey and collegiate careers.



## JEAN-IAN FILIATRAULT

**Goaltending Consultant** | Enters his fourth season with the Rangers as Goaltending Consultant ... In his role, works with Director of New York Rangers Goaltending Benoit Allaire, assisting in the development of Rangers goaltending prospects throughout the organization, including in Europe and at the junior level and collegiate level ... Prior to joining the Rangers organization, most recently worked in the Colorado Avalanche organization as Goaltending Development Coach ... Has also worked in the Anaheim Ducks organization and Toronto Maple Leafs organization during his coaching career.





## MARK CIACCIO

**Prospect Development Skills Coach** | Mark Ciaccio enters his 12th season with the Rangers and second in player development ... In his role, Ciaccio works primarily with the team's prospects as part of the player development staff ... Prior to joining the Rangers, Ciaccio served as the Skills Coach for the Phoenix Coyotes for 12 seasons (2001-13), and he worked with MODO in the Swedish Hockey League (SHL) ... Ciaccio is the owner of MC Hockey Skills, a power skating and skill training program that holds camps worldwide.



## COLIN DOWNEY

**Player Development Assistant, Hartford Wolf Pack** | Enters his third season with the Rangers as skills coach for for the AHL's Hartford Wolf Pack ... Enjoyed an eight year professional career in France after a successful college career ... As a junior, played for the Boston Junior Bruins of the EJHL during the 2008-09 and 2009-10 seasons ... He served as captain of the Bruins during the 2009-10 season, his last before moving on to the NCAA level. ... Played four seasons of NCAA hockey at Bowdoin College, where he appeared in 100 career games and scored 118 career points (47G-71A). Over the course of 216 games in France, Downey scored 93 goals and 130 assists for 223 career points. He most recently suited up for Tours during the 2021-22 season.



### MIKKO ELORANTA

#### EUROPEAN SCOUT

Begins his ninth season with the Rangers as a European Scout ... Is primarily responsible for covering leagues in Finland ... Played parts of four NHL seasons with the Boston Bruins and Los Angeles Kings (1999-00 – 2002-03), registering 32 goals and 44 assists for 76 points, along with 186 penalty minutes in 264 games ... Established career-highs with 12 goals and 23 points as a member of the Bruins during the 2000-01 season ... Represented Finland in several tournaments throughout his career, earning a silver medal at the IIHF World Championship in two consecutive years (1998 and 1999) and finishing as the runner-up in the 2004 World Cup of Hockey ... Tallied two goals in four games while representing Finland at the 2002 Winter Olympics in Salt Lake City, Utah.



### JAN GAJDOSIK

#### EUROPEAN SCOUT


Begins his 25th season as a full-time European Scout with the Rangers after spending seven seasons as a part-time scout with the team ... Responsible for covering Sweden, Finland, Russia, Czech Republic, and Slovakia territories ... A native of Trencin, Slovakia, Gajdosik began his scouting career in 1993 ... A former goaltender, he was forced to retire from hockey at the age of 16 because of an injury ... Makes his home in Trencin, a hockey town which has produced NHL players such as Zdeno Chara, Marian Hossa, Marian Gaborik, Zigmund Palffy, and Pavol Demitra.



### PATRIC KJELLBERG

#### EUROPEAN SCOUT

Begins his eighth season with the Rangers as a European Scout ... In his role, he is primarily responsible for scouting amateur players in Sweden, as well as covering various tournaments ... Played parts of six seasons in the NHL with the Montreal Canadiens, Nashville Predators, and Mighty Ducks of Anaheim, registering 160 points (64 goals, 96 assists) in 364 career games ... Posted back-to-back 40-point seasons with Nashville in 1999-00 and 2000-01, and skated in 10 playoff games while helping Anaheim advance to the Stanley Cup Final in 2002-03 ... A native of Trelleborg, Sweden, Kjellberg represented his country in the Winter Olympics on three occasions (1992, 1994, 1998), and helped Sweden earn a gold medal in 1994 ... Also helped Sweden earn a gold medal at the IIHF World Championship twice (1992 and 1998) ... Played nine seasons in the top professional league in Sweden; led the league in goals in 1997-98.





## SERGEI KUZNETSOV

### EUROPEAN SCOUT


Begins his fifth season with the Rangers as a European Scout ... In his role, he is primarily responsible for scouting amateur and professional players in Russia, as well as covering various tournaments ... Joined the Rangers organization after serving as a scout with the Arizona Coyotes for four seasons ... Prior to becoming a scout, served as an Assistant Coach with Lokomotiv Yaroslavl's organization in Russia for three seasons ... Was selected by Tampa Bay in the sixth round, 146th overall, of the 1998 NHL Entry Draft and played four seasons of professional hockey in North America (2000-01 - 2003-04) ... Following his playing career in North America, returned to Russia and played nine more seasons professionally in Europe before retiring following the 2012-13 season.



## SHAONE MORRISONN

### EUROPEAN PROFESSIONAL SCOUT


Begins his fourth season with the Rangers as a European Professional Scout ... Joined the Rangers organization after playing professional hockey for parts of the last 19 seasons, including parts of the last nine seasons in Europe and Asia ... Skated in 480 career NHL games over parts of eight seasons (2002-03 - 2010-11) with the Boston Bruins, Washington Capitals, and Buffalo Sabres, registering 11 goals and 64 assists for 75 points, along with a plus-34 rating and 455 penalty minutes ... Was originally selected by Boston in the first round, 19th overall, of the 2001 NHL Entry Draft ... Following his NHL career, played five seasons in the Kontinental Hockey League (KHL) in Russia, as well as one season in Liiga in Finland.



## SCOTT CLEMMENSEN

### GOALTENDING SCOUT

Begins his first season with the Rangers as a Goaltending Scout ... Joined the Rangers organization after spending the previous nine seasons Director, Goaltending Development for the New Jersey Devils ... He went into player development following a 14-season professional playing career, including action in 191 career NHL games with New Jersey, Toronto, and Florida ... Appeared in six games for Team USA at the 2010 World Championships Clemmensen made his pro debut in 2001 after four seasons at Boston College.



### LARRY BERNARD

#### AMATEUR SCOUT

Begins his 17th season with the Rangers as an Amateur Scout ... Primarily responsible for scouting amateur talent in the United States ... Previously spent five seasons with the Tampa Bay Lightning organization, and served as an Amateur Scout with Tampa Bay beginning in 2003 prior to joining the Rangers ... A native of Prince George, British Columbia, he was selected by the Rangers in the eighth round, 154th overall, of the 1985 NHL Entry Draft ... Appeared in 69 games in the AHL over two seasons with the Moncton Hawks, registering 14 goals and 18 assists for 32 points ... Also appeared in 21 ECHL games with the Knoxville Cherokees, recording 12 goals and 17 assists for 29 points ... Following his playing career, served five seasons as an Assistant Coach with the Surrey Eagles of the BCJHL, as well as with Prince George and Prince Albert of the WHL and Sarnia of the OHL.



### JEFF BEUKEBOOM

#### AMATEUR SCOUT

Begins his eighth season as an Amateur Scout with the Rangers ... Joined the Rangers scouting staff after serving one season as an Assistant Coach with the Blueshirts in 2016-17 ... Prior to becoming an Assistant Coach with the Rangers, served as an Assistant Coach with the Rangers' American Hockey League (AHL) affiliate, the Hartford Wolf Pack, for four seasons (2012-13 - 2015-16) ... Served as an Assistant Coach with the Sudbury Wolves of the Ontario Hockey League (OHL) for three seasons (2009-10 - 2011-12) and with the Barrie Colts of the OHL for one season (2008-09) ... Also served as an Assistant Coach for one season with the Toronto Roadrunners of the AHL in 2003-04 ... Played 13 seasons in the NHL (1986-87 - 1998-99), registering 30 goals and 129 assists for 159 points, along with a plus-114 rating and 1,890 penalty minutes in 804 career games ... Was selected by the Edmonton Oilers in the first round, 19th overall, of the 1983 NHL Entry Draft ... Was a member of three Stanley Cup championship teams with Edmonton (1986-87, 1987-88, and 1989-90) ... Was acquired by the Rangers from Edmonton on November 12, 1991 to complete the transaction that sent Mark Messier from the Oilers to the Blueshirts ... Skated in 520 games over parts of eight seasons with the Rangers (1991-92 - 1998-99), registering 18 goals and 72 assists for 90 points, along with a plus-63 rating and 1,157 penalty minutes, and won his fourth Stanley Cup in 1993-94.



### DOUG GASPER

#### AMATEUR SCOUT

Begins his third season as an Amateur Scout with the Rangers ... Joined the Rangers scouting staff after serving as general manager of the Brandon Wheat Kings of the Western Hockey League (WHL) for one season...He joined the Wheat Kings scouting staff in 2019 after spending the previous two seasons as a Western Canadian amateur scout for the Vancouver Canucks...A former area scout with both the Western Hockey League's Prince Albert Raiders and Saskatchewan Junior Hockey League's Nipawin Hawks, Gasper served as the Moose Jaw Warriors' director of scouting from 2015 to 2017.





## DEREK RICHARD

### AMATEUR SCOUT

Begins his third season as an Amateur Scout with the Rangers ... Joined the Rangers scouting staff after three seasons as an Amateur Scout for the Vancouver Canucks...Was a certified agent for 15 years...Played hockey at Division 3 Bowdoin College from 1989-90- 1992-93 where he also got his law degree...Currently resides in Milton, Massachusetts .



## MATT LINDSAY

### AMATEUR SCOUT

Begins his first season as an Amateur Scout with the Rangers ... Joined the Rangers scouting staff after three seasons as an assistant coach for the University of Massachusetts hockey program ... Went to Amherst following 10 seasons at Penn State where he helped the Nittany Lions to two NCAA Tournament berths and two Big Ten titles ... Prior to his time with the Nittany Lions, served as an assistant coach at Princeton from 2007-11.



## DAVE MACPHERSON

### AMATEUR SCOUT

Begins his first season as an Amateur Scout with the Rangers ... Joins the Rangers scouting staff after three years as Analytics Director for the Sarnia Sting of the Ontario Hockey League ... Owned Pick224, a hockey analytics website providing free data from over 15 hcokey leagues for five years ... Prior to entering the hockey space, was with LiveCA LLP for nine years, serving as CFO.



## PIERRE RIOUX

### AMATEUR SCOUT

Begins his third season as an Amateur Scout with the Rangers ... Joined the Rangers scouting staff after serving as general manager of the Baie-Comeau Drakkar of the Quebec Major Junior Hockey League (QMJHL) for three seasons...Before that he was both an Assistant General Manager and Assistant Coach for Rimouski in the QMJHL, with Alexis Lafreniere as a player..Was an Amateur Scout for the Toronto Maple Leafs from 2009-10 to 2015-16...Played in 14 games in the NHL with the Calgary Flames...Won a World Junior Championship with Canada in 1981-82.





### MATTHEW SMITH

#### AMATEUR SCOUT

Begins his third season with the Rangers as an Amateur Scout...Scouted previously for the New York Islanders and Washington Capitals...Currently the owner of two hockey rinks in Rhode Island, the Rhode Island Sports Center and Lynch Arena. He also owns the Providence Hockey Club which is a youth hockey organization with over 40 teams and Blue Chip Select Hockey which is a Spring/Summer program...Played for Ft. McMurray Oil Barons of the AJHL and Victoria Cougars of the WHL... Attended the University of Wisconsin after going to Catholic Memorial High School where he was a three-time state champ and Boston Globe's Player of the Year in 1990... Lives in Lincoln, Rhode Island with his wife Amy and sons Cam, Connor, Aiden and Brendan.



### SHAUN SUTTER

#### AMATEUR SCOUT

Begins his first season with the Rangers as an Amateur Scout ... Comes to New York after serving as Assistant General Manager/Director of Player Personnel with Red Deer Rebels of the Western Hockey League (WHL) ... He joined the Rebels as Senior Scout in 2011 and was promoted to his latest position in 2013 ... Sutter was a fourth-round selection of the Calgary Flames in the 1998 National Hockey League Draft and played eight seasons of professional hockey ... After retiring in 2009, Sutter was an Assistant Coach with the Regina Pats from 2009-11.



### ERNIE VARGAS

#### AMATEUR SCOUT

Begins his third season with the Rangers as a Amateur Scout...Spent 20-plus seasons with the Minnesota Wild as an Amateur Scout...was originally hired by Doug Risebrough in 2000...Drafted by the Montreal Canadiens in the sixth round, 117th overall, of the 1982 NHL Draft...Played for the Milwaukee Admirals of the IHL and the Sherbrooke Canadiens & Baltimore Skipjacks of the AHL... Attended the University of Wisconsin where he played four seasons with the Badgers from 1982-83 to 1985-86...A St. Paul, Minnesota native, he was a member of the United States World Junior Championship team in 1982-83.





## STEVE EMINGER

### PROFESSIONAL SCOUT

Begins his eighth season with the Rangers as a Professional Scout after rejoining the organization on June 14, 2017 ... Rejoined the Rangers organization after playing 14 seasons of professional hockey, including parts of 10 seasons in the NHL (2002-03 - 2012-13) ... Skated in 488 career NHL games with the Washington Capitals, Philadelphia Flyers, Tampa Bay Lightning, Florida Panthers, Anaheim Ducks, and the Rangers ... Played in 142 games with the Rangers over three seasons (2010-11 - 2012-13) ... Won the Calder Cup in his final season of professional hockey in 2015-16 with Lake Erie of the American Hockey League (AHL).



## AL TUER

### PROFESSIONAL SCOUT

Begins his fourth season with the Rangers as a Professional Scout ... Joined the Rangers organization after working in the Florida Panthers organization for 11 seasons (2010-11 - 2020-21), including four seasons as the team's Director of Professional Scouting ... Served as the Panthers' Head Professional Scout for one season after spending his first six seasons in the organization as a Professional Scout ... Began his scouting career with the Calgary Flames, where he served as an Amateur Scout for nine seasons (2001-02 - 2009-10) ... Served as a General Manager/Head Coach in the WHL for six seasons following the conclusion of his playing career ... Played 10 seasons of professional hockey (1983-84 - 1992-93), including parts of four seasons in the NHL.



## CRAIG CHANNELL

### PROFESSIONAL SCOUT

Begins his third season with the Rangers as a Professional Scout ... Prior to joining the Blueshirts staff in October of 2022, was scout for the London Knights of the Ontario Hockey League (OHL) for parts of two seasons ... Served as an amateur scout for the Minnesota Wild (2009-10 - 2017-18) and St. Louis Blues (2004-05 - 2008-09) ... Was the Director of Amateur Scouting for the Nashville Predators (1997-98 - 2003-04) and two years for the Washington Capitals after a stint as amateur scout for the team.



### ANDY HOSLER

#### HEAD ATHLETIC TRAINER

Begins his second season with the Rangers ... Returned to the NHL after spending two seasons at Michigan State University as the Head Athletic Trainer ... Spent 14 years with the Nashville Predators (2007-21), including serving as the organization's Head Athletic Trainer in his final eight seasons with the team. Prior to joining the Predators, spent two seasons as the head athletic trainer for the ECHL's Utah Grizzlies.



### SEAN MURDOCH

#### ASSOCIATE ATHLETIC TRAINER

Begins his 10th season with the Rangers and third as the team's Associate Athletic Trainer ... Served the previous seven seasons as the Rangers' Assistant Athletic Trainer ... Previously spent three seasons with the Dubuque Fighting Saints of the United States Hockey League (USHL) as the team's Athletic Trainer (2013-2015) ... Also served as a Graduate Assistant, Athletic Trainer, with the University of Minnesota's Baseball Team from 2011-2013 ... Graduated from Michigan State University in 2011 with a Bachelor of Science degree in Athletic Training, and received a Master of Education degree in Applied Kinesiology-Exercise Science from the University of Minnesota in 2013.



### BRANDON RODGERS

#### SENIOR SPORTS THERAPIST


Begins his second season with the Rangers as the team's Senior Sports Therapist ... Prior to joining Rangers, spent five seasons as Physical Therapist and Assistant Strength & Conditioning Coach for the Tampa Bay Lightning. In his role with Tampa Bay, Rodgers helped implement strength and high-performance programs, and assisted the medical staff by performing physical therapy and traditional athletic training services.



### TYLER STRATTON

#### ASSISTANT ATHLETIC TRAINER & MASSAGE THERAPIST

Begins his fifth season with the Rangers as the team's Massage Therapist and first as Assistant Athletic Trainer ... Prior to joining the Rangers, spent three seasons with the Florida Panthers organization as the Assistant Athletic Trainer for the team's American Hockey League (AHL) affiliate, the Springfield Thunderbirds ... Also served as the Assistant Athletic Trainer during the 2019 AHL All-Star Classic ... Was the Athletic Trainer for the Men's and Women's Gymnastics teams at Springfield College in 2017 ... Received a Bachelor of Science degree in Athletic Training from Springfield College in 2016 and became a Licensed Massage Therapy Practitioner after studying at The Massage School in Easthampton, MA for three years.



## ACACIO MARQUES

### HEAD EQUIPMENT MANAGER

Begins his 29th season in a full-time role with the Rangers ... Was named Head Equipment Manager prior to the start of the 2019-20 season after serving 19 seasons as Equipment Manager ... Spent four seasons as an Assistant Equipment Manager for the Rangers before being promoted to Equipment Manager ... In his role, oversees all equipment ordering, inventory, and repair issues, along with general operational matters at the Rangers practice facility ... Joined the team in 1997 after assisting the club on a part-time basis since 1993 ... A native of New York, Marques received a Bachelors degree of Business Administration from Iona College in 1990 ... Prior to working with the Rangers, Marques operated a pro shop in Rye, NY ... Hobbies include boating and golf.



## TIM WEBB

### EQUIPMENT MANAGER

Begins his fifth season as Equipment Manager ... In his role, assists Head Equipment Manager Acacio Marques in equipment ordering, inventory, and repairs, as well as with general operational matters at MSG Training Center ... Previously served four seasons as Assistant to the Equipment Staff before being named Equipment Manager ... Has held several roles during his tenure with the Rangers; has worked in the team's Fan Development and Hockey Development Department, Blue Crew staff, and as a Game Night Locker Room Attendant ... Joined the Rangers as an intern in the hockey operations department in 2009 ... Also fills in as a goaltender during Rangers practices on occasion ... Graduated from Seton Hall University with a Bachelor's Degree in Sports Management ... Played club hockey at Seton Hall.



## BOB PATLEN

### ASSISTANT EQUIPMENT MANAGER


Begins his fifth season as Assistant Equipment Manager ... In his role, assists Head Equipment Manager Acacio Marques and Equipment Manager Tim Webb in equipment ordering, inventory, and repairs, as well as with general operational matters at MSG Training Center ... Has held several roles during his tenure with the Rangers, beginning in July 2013; has worked in the team's Fan Development Department, serving as a coach for youth and community events, and also as a Game Night Locker Room Attendant ... Played hockey while attending Seton Hall University, serving as the team's alternate captain for two years and the team's captain during his senior year.



### KYLE CZECH

#### HEAD STRENGTH AND CONDITIONING COACH

Begins his fifth season with the Rangers as the team's Head Strength and Conditioning Coach ... Prior to joining the Rangers, served four seasons as the Strength and Conditioning Coach for Boston University's Men's Ice Hockey Team and the school's Field Hockey Team ... Was a member of Boston University's team that won the Hockey East Championship in 2017-18 ... Prior to working at Boston University, was a member of Prentiss Hockey Performance (PHP) in Connecticut ... Holds two degrees from Winona State University in Minnesota and has also previously worked at Clemson University and the University of Wisconsin ... Assisted with all Olympic sports during his tenure at Clemson University ... Served as a strength & conditioning intern with Men's and Women's Basketball, Men's and Women's Hockey, Golf, and Spirit Squads during his tenure at the University of Wisconsin.



### PETER HLUSKO

#### ASSISTANT STRENGTH AND CONDITIONING COACH

Begins his fourth season with the Rangers as the team's Assistant Strength and Conditioning Coach ... Has worked at Prentiss Hockey Performance (PHP) in Connecticut since 2017 ... Served as Strength and Conditioning Coach for the U.S. Women's National Team during the 2017 IIHF Women's World Championship and helped the team win a gold medal ... Is a certified FRC Mobility Specialist and USA Weightlifting (USAW-LISPC) ... Attended Mercyhurst University where he received a bachelor's degree in exercise science and played on the men's hockey team (2011-12 - 2014-15) ... Also attended West Virginia University where he received a master's degree in coaching and sport education ... Interned with USA Hockey's National Team Development Program while he attended grad school.



### KAYLA MCAVOY

#### ASSISTANT SPORTS SCIENTIST

Begins her second season with the Rangers as the team's Assistant Sports Scientist and fourth with the team ... Earned a full-time role after two seasons with the team as temp associate in the strength and conditioning department. ... After graduating from Queens College, got her start in the industry as an intern with Prentiss Hockey Performance where she worked alongside trainers to design and implement exercise programs for professional athletes.







## BEN PRENTISS

### STRENGTH AND CONDITIONING CONSULTANT


Begins his eighth season with the Rangers as the team's Strength and Conditioning Consultant ... In his role, he helps develop and execute training programs for Rangers players and prospects, both on and off the ice ... Is the founder of Prentiss Hockey Performance (PHP), and he has worked with professional and Olympic hockey players for over two decades ... Has trained several of the NHL's top current and former players since he opened PHP, including Hall of Famer Martin St. Louis and Brad Richards ... Is among a select group of trainers who have earned "Level 5 certification", as he has trained a medalist at the international level ... Has also served as the Director of Hockey Performance for Boston University's hockey program.



## DANIEL HEDIN

### STRENGTH AND CONDITIONING CONSULTANT - EUROPE

Begins his 25th season as the Rangers Strength and Conditioning Consultant - Europe ... Works closely with the Rangers' Strength and Conditioning staff to develop comprehensive training methods and regimens for all Rangers players ... Specifically focuses on monitoring the progress and work habits of Rangers prospects playing in Europe ... Joined the Rangers after working as a personal trainer for eight years ... Is a licensed Personal Trainer working in Sweden and Monaco ... Is certified by the Scandinavian Academy of Fitness Education ... Developed the personal training manual for S.A.T.S. in Stockholm, Sweden ... Also serves as a Strength and Conditioning trainer for ATP Tennis players in Monaco.



### DR. RYAN LINGOR

#### MEDICAL DIRECTOR

Begins his eighth season with the Rangers but second as Medical Director after six years as team physician ... Serves as an Attending Physician and the Medical Director at the Same Day Sports Clinic at Hospital for Special Surgery (HSS) ... Is also a faculty member of the Weill Cornell Medical College ... Served as a Consultant and Assistant Team Physician with the New York Jets for four years before joining the Rangers' medical staff ... Also served as the Head Athletic Trainer for the Hamburg Sea Devils of NFL Europe in 2006, and completed athletic training internships with the Miami Dolphins and New England Patriots ... Earned his medical degree from the Loyola University Chicago Stritch School of Medicine and completed a Sports Medicine Fellowship at the University of Notre Dame ... Started playing hockey at four years old with his brother in South Dakota.



### DR. BRYAN KELLY

#### SENIOR MEDICAL ADVISOR

Begins his 11th season with the Rangers and his second as Senior Medical Advisor after three seasons as Medical Director & Head Team Physician ... Served five seasons as Head Team Physician before adding the title of Medical Director ... Has a faculty appointment at Weill Cornell Medical College and medical staff appointments at Hospital for Special Surgery and NewYork-Presbyterian Hospital ... Has served as the Associate Team Physician for the New York Giants for the last 17 years ... Works with the MLS' New York Red Bulls and several collegiate teams in the tri-state area ... Received his medical degree from Duke University Medical School ... Completed a two-year fellowship at Hospital for Special Surgery, specializing in Sports Medicine and Shoulder Surgery, as well as a fellowship in Hip Sports Injuries and Arthroscopy at the University of Pittsburgh Medical Center, Center for Sports Medicine ... Has received numerous awards, including the Excellence in Research Award from the American Orthopaedic Society for Sports Medicine in 2011.





## DR. BOB MARX

### TEAM PHYSICIAN

Begins his sixth season with the Rangers as Assistant Team Physician ... Has worked at Hospital for Special Surgery (HSS) for the last 23 years ... Is an Attending Orthopedic Surgeon at HSS, specializing in knee and shoulder surgery, and he also serves as the Vice Chair of Orthopedic Surgery for Faculty Development at HSS ... Has also served as the Head Orthopedic Surgery consultant for UFC ... Is Deputy Editor for Sports Medicine for the Journal of Bone & Joint Surgery ... Has been voted as one of the "Best Doctors in New York" by New York Magazine on multiple occasions ... Received his undergrad degree from the Université de Montréal and earned his medical degree from McGill University in Montreal ... Was born and raised in Montreal, and played hockey as a kid.



## DR. ANIL RANAWAT

### TEAM PHYSICIAN

Begins his 10th season with the Rangers ... Has worked at Hospital for Special Surgery (HSS) since April of 2008 ... His appointments include Chief, Hip and Knee Division of Sports Medicine Institute at Hospital for Special Surgery; Associate Professor of Orthopedic Surgery at Weill Cornell Medical College; Associate Attending Orthopedic Surgeon at Hospital for Special Surgery; Medical Director, Physician's Assistant Department, Hospital for Special Surgery ... Has also worked as an Assistant Team Physician with the New York Mets since 2010 ... Has received numerous accolades, including the T. Campbell Thompson Award for Excellence in Orthopedic Surgery and the Jean C. McDaniel Resident Teaching Award at Hospital for Special Surgery ... Received his undergrad degree from Duke University and graduated from Weill Medical College of Cornell University in 2001.



### TAYLER DAVIS

#### MANAGER, SPORTS NUTRITION

Begins her second season with the Rangers as Manager, Sports Nutrition ... Prior to joining the Rangers, served as Associate Director of Sports Nutrition at the University of Notre Dame where she collaborated with sport coaches, strength & conditioning, sports medicine, sports psych personnel, and campus partners to help maximize the potential of each student-athlete ... Prior to her time in South Bend, she worked in sports nutrition at the Mississippi State University ... Received her undergrad degree at West Chester University of Pennsylvania and her masters degree at Logan University.



### DR. DONALD SALOMON

#### TEAM DENTIST

Begins his 40th season with the Rangers as Team Dentist ... Earned a Doctorate in Medical Dentistry from the University of Pennsylvania ... Completed post-graduate studies at the Pankey Institute and at the Institute of Advanced Dental Studies ... Has given a range of lectures on cosmetic dentistry ... A member of the American Dental Association, Ninth District Dental Society, and Scarsdale Dental Society.



### DR. JOSEPH V. ESPOSITO

#### ASSISTANT TEAM DENTIST

Begins his 23rd season with the Rangers as Assistant Team Dentist ... Earned a Doctorate of Dental Surgery from New York University College of Dentistry ... Completed post-graduate studies with The Seattle Institute for Advanced Dental Education ... Has served as President of the Scarsdale Dental Society ... A member of the Academy of Sports Team Dentists, American Dental Association, Ninth District Dental Society, Academy of Cosmetic Dentistry, and the Academy of General Dentistry.



### ADAM GRAVES

**Hockey and Business Operations** | One of the most popular players in franchise history, Adam Graves returned to the Rangers organization on July 19, 2005 in a dual role that uses his myriad of abilities in both the on-ice and off-ice areas of the organization. In this capacity, Graves works with the club's hockey personnel to advance the development of key Rangers prospects, while also assisting in the development and execution of the organization's many community outreach programs, as well as marketing and sponsorship initiatives.



Graves plays an integral role in strengthening the bond between the team and its fans while developing future Blueshirt loyalists. He is involved in a variety of youth hockey and season subscription events, and he is instrumental in supporting the efforts of the Garden of Dreams Foundation through appearances, media interviews, and participation in the fulfillment of fundraising auction experiences.

With a keen eye for talent, Graves has become an essential member of the hockey operations department. His ability to lend support and direction, both on and off the ice, has benefited many key prospects within the Rangers system. He is also involved in free agency signings and the NHL Draft with the Rangers, as well as the development of players with the Hartford Wolf Pack.

Extremely active in the community both during and after his playing career, Graves was recognized by the NHL when he received the King Clancy Memorial Trophy in 1994. The award is presented annually to the NHL player who "best exemplifies leadership qualities on and off the ice and has made a noteworthy humanitarian contribution in his community." In 2000, he was honored with the NHL Player Foundation Award, recognizing the NHL player who "applies the core values of hockey - commitment, perseverance, and teamwork - to enrich the lives of people in his community." Graves also received the Bill Masterton Trophy in 2001, an award given annually by the Professional Hockey Writers Association (PHWA) to the NHL player who "best exemplifies the qualities of perseverance, sportsmanship and dedication to hockey."

During his 10-year playing career with the Rangers, Graves worked tirelessly in the greater metropolitan area with various charitable organizations, including Family Dynamics, Toys for Tots, Muscular Dystrophy Association, Dime Hometown Heroes, and Big Brothers/Big Sisters. As a result of his extensive civic efforts, Graves was also recognized with honors from countless organizations and publications, including USA Weekend's "Most Caring Athlete" Award, Sports Illustrated for Kids' "Good Sport" Award, and 'The Sporting News' "Good Guy" Award.

As a Ranger, Graves registered 280 goals and 227 assists for 507 points in 772 games. He ranks third on the Rangers' all-time goals list and ranks 10th on the franchise's all-time points list. He established a Rangers single-season record for goals with 52 during the 1993-94 campaign, breaking Vic Hadfield's 22-year old club record of 50. His record stood for 12 years until Jaromir Jagr scored 54 goals in 2005-06. A two-time Stanley Cup champion, capturing titles with the Edmonton Oilers in 1989-90 and the Rangers in 1993-94, Graves represented the Blueshirts at the 1994 NHL All-Star Game and was selected as an NHL Second Team All-Star in 1993-94.

In addition, Graves received numerous Rangers team awards during his career, including: Most Valuable Player (92-93, 93-94); Player's Player Award (91-92, 92-93, 94-95, 98-99); Ceil Saidel Memorial Award (94-95, 95-96, 96-97, 97-98, 98-99, 99-00, 00-01); Steven McDonald Extra Effort Award (91-92, 92-93, 93-94, 98-99, 99-00); John Halligan Good Guy Award (92-93); Frank Boucher Trophy (93-94); and Crumb Bum Award (1993).

A native of Toronto, Ontario, Graves signed with New York as a free agent on September 3, 1991. He was originally drafted by the Detroit Red Wings in the second round, 22nd overall, of the 1986 NHL Entry Draft. Over his 16-year NHL career, the left winger played in 1,152 career games with the Red Wings, Oilers, Rangers, and San Jose Sharks, registering 329 goals and 287 assists for 616 points.

Graves joined a select group of New York hockey immortals when his No. 9 jersey was raised to the Garden rafters on February 3, 2009. He and his wife, Violet, have three children: daughters, Madison and Montana, and son, Logan.



## HENRIK LUNDQVIST

**Business Operations** | Henrik Lundqvist returned home to MSG when he joined MSG Sports and MSG Entertainment in a unique Business Operations role on September 8, 2022.

In his role, Lundqvist is involved in numerous areas including representing MSG Sports and MSG Entertainment in a variety of partner and sponsorship endeavors, assisting with content development for digital platforms across both companies, growing and strengthening the connection with Rangers alumni, as well as lending his support with the Garden of Dreams Foundation.

In addition, Lundqvist offers his support as a lead studio analyst on MSG Network throughout the Rangers season.



During his tenure in New York, Lundqvist established himself as one of the greatest players in Rangers history, both on and off the ice. Off the ice, Henrik and his wife, Therese, founded the Henrik Lundqvist Foundation (HLF), and he has served the official spokesperson for the Garden of Dreams Foundation (GDF). Through its fundraising efforts and community outreach, HLF strives to create positive change in the lives of children and adults throughout the world through education and health services. In 2012, he received the Garden of Dreams Hero Award, which annually honors a person or organization who embodies the spirit and commitment of the Foundation, with active, on-going dedication to children facing obstacles.

The Sweden native played 15 seasons with the Rangers (2005-06 - 2019-20) and owned over 50 franchise records at the time of his retirement, including all-time records for wins (459), appearances by a goaltender (887), shutouts (64), playoff appearances (by either a skater or goaltender - 130), playoff wins (61), and playoff shutouts (10). In 2011-12, Lundqvist won the Vezina Trophy as the NHL's Best Goaltender and was a finalist for the award in four other seasons throughout his tenure with the Rangers (2005-06, 2006-07, 2007-08, 2012-13). A five-time NHL All-Star (2009, 2011, 2012, 2018, 2019), Lundqvist was named to the NHL's First All-Star Team in 2011-12, the NHL's Second All-Star Team in 2012-13, and the NHL's All-Rookie Team in 2005-06.

Lundqvist earned numerous team awards and honors throughout his career. He was named the Rangers' Most Valuable Player in nine different seasons, which is more than any other player in franchise history. In addition, Lundqvist was twice named the winner of the Steven McDonald Extra Effort Award, which is presented annually to the Ranger who, as chosen by the fans, "goes above and beyond the call of duty." On January 28, 2022, Lundqvist was given the highest honor a Rangers player can receive, when his No. 30 jersey was raised to the MSG rafters. In 2023, Lundqvist was inducted into the Hockey Hall of Fame.





SECURITY

RANGERS

ZIBANEJAD  
93

79

BAUER

PRIOR

CCM

RANGERS


20

William Moore





**THE PLAYERS**



# ALEX BELZILE

## RIGHT WING

60

*HEIGHT: 6'0" - WEIGHT: 198 - SHOOTS: RIGHT - BORN: AUG. 31, 1991 - BIRTHPLACE: ST-ELOI, QC*

### PROFESSIONAL CAREER

#### 2023-24

\* Led the Hartford Wolf Pack in points (50), ranked tied for second in assists (31) and third in goals (19).

\* Had an additional eight power play goals in 61 games.

#### 2022-23

\* Split the season between the Montreal Canadiens and Laval Rocket of the American Hockey League (AHL).

\* Was the Canadiens' nominee for the Bill Masterton Memorial Trophy for 2022-23, awarded to "the NHL player who best exemplifies the qualities of perseverance, sportsmanship, and dedication to hockey."

\* Skated in 31 games for the Canadiens, notching a career-high six goals and eight assists for 14 points.

\* Scored first career NHL goal on February 12, 2023 against Edmonton. At age 31, he was the oldest player to score their first career goal for the Canadiens since 35-year-old Herb Gardiner in 1926.

\* As captain of Laval, he notched 26 points (14G-12A) in 31 games.

\* Notched a season-high and career-high two points on March 7, 2023 vs. CAR (1G-1A) and January 26, 2023 vs. DET (2A).

#### 2021-22

\* Played in 11 games for Montreal.

\* As assistant captain for Laval, recorded 10 goals and 12 assists for 22 points in 32 regular season games.

\* In 15 playoff games for Laval, tallied nine points (5G-4A) and a plus-3 rating. Ranked second on the team in playoff goals and tied for fifth in points.

#### 2020-21

\* Played in his first two regular season NHL games with Montreal

\* Made his debut on May 8, 2021 at Toronto. Also recorded his first NHL point in contest (assist)

#### 2019-20

\* Saw first NHL action in six playoff games with Montreal, recording one assist.

#### 2018-19

\* Set AHL career-highs in goals (19), assists (35) and points (54), leading Laval in all three categories.

\* Named to the AHL All-Star Game

#### 2016-17

\* Won the ECHL's Kelly Cup with the Colorado Eagles.

#### 2013-14

\* Won the ECHL's Kelly Cup with the Alaska Aces.

#### 2012-13

\* Made his pro debut with the Gwinnett Gladiators of the ECHL, posting 10 goals and 20 assists for 30 points in 40 games.

\* Was loaned out to the Hamilton Bulldogs of the AHL, collecting eight points (3G-5A) in 14 games.

### AMATEUR CAREER

\* Played three seasons for the Rimouski Oceanic of the Quebec Major Junior Hockey League (QMJHL) from 2009-10 to 2011-12, collecting 59 goals and 134 assists for 193 points in 158 games.

\* In 2011-12, set career-highs in assists (70) and points (92). Ranked tied for fourth in the QMJHL in points and second in assists.

### CAREER TRANSACTIONS

\* Signed as a free agent by Montreal, May 24, 2019

\* Signed as a free agent by NY Rangers, July 1, 2023





## CAREER STATISTICS

SEASON	TEAM	LEAGUE	REGULAR SEASON					PLAYOFFS					
			GP	G	A	PTS	PIM	GP	G	A	PTS	PIM	
2008-09	Rivière-du-Loup	QMAA	-	-	-	-	-						
2009-10	Collège Champlain	QJAAAHL	33	14	26	40	62						
	Rimouski	QMJHL	31	10	24	34	20	12	7	4	11	14	
2010-11	Rimouski	QMJHL	64	27	40	67	78	5	2	5	7	6	
2011-12	Rimouski	QMJHL	63	22	70	92	85	21	7	18	25	28	
2012-13	Gwinnett	ECHL	40	10	20	30	36	4	0	2	2	2	
	Hamilton	AHL	14	3	5	8	11						
2013-14	Gwinnett	ECHL	3	0	0	0	8						
	Alaska	ECHL	16	4	8	12	0	18	3	7	10	18	
2014-15	Idaho	ECHL	63	28	41	69	113	6	1	1	2	4	
2015-16	San Antonio	AHL	25	6	4	10	10						
	Fort Wayne	ECHL	29	10	21	31	34	16	6	10	16	20	
2016-17	San Antonio	AHL	45	5	7	12	39						
	Colorado	ECHL	17	10	17	27	18	18	14	12	26	38	
2017-18	San Antonio	AHL	61	14	20	34	63						
2018-19	Laval	AHL	74	19	35	54	80						
2019-20	Montréal	NHL	0	0	0	0	0	6	0	1	1	0	
	Laval	AHL	20	7	7	14	30						
2020-21	Montréal	NHL	2	0	1	1	0						
	Laval	AHL	17	4	10	14	39						
2021-22	Montréal	NHL	11	0	0	0	4						
	Laval	AHL	32	10	12	22	23	15	5	4	9	44	
2022-23	Montréal	NHL	31	6	8	14	13						
	Laval	AHL	31	14	12	26	29						
2023-24	Hartford	AHL	61	19	31	50	70	10	1	2	3	16	
<b>NHL TOTALS</b>			<b>44</b>	<b>6</b>	<b>9</b>	<b>15</b>	<b>17</b>	<b>6</b>	<b>0</b>	<b>1</b>	<b>1</b>	<b>0</b>	

### STATISTICAL BREAKDOWN

SEASON	PPG	SHG	GWG	+/-	S	S%	TF	F%	H	BS	MIN
2020-21	0	0	0	-1	3	0	5	80	2	0	12:08
2021-22	0	0	0	0	13	0	19	36.8	17	5	10:39
2022-23	0	0	0	0	40	15	205	46.8	27	22	10:24
<b>TOTALS</b>	<b>0</b>	<b>0</b>	<b>0</b>	<b>-1</b>	<b>56</b>	<b>10.7</b>	<b>229</b>	<b>46.7</b>	<b>46</b>	<b>27</b>	<b>11:38</b>

#### NHL FIRSTS

GAME	5/8/21 at TOR
GOAL	2/12/23 vs. EDM (Skinner)
ASSIST	5/8/21 at TOR



# JONNY BRODZINSKI

CENTER

22

HEIGHT: 6'0" - WEIGHT: 211 - SHOOTS: RIGHT - BORN: JUN. 19, 1993 - BIRTHPLACE: HAM LAKE, MN

## PROFESSIONAL CAREER

### 2023-24

\* Notched career highs in games played (57), goals (6), assists (13) and points (19), along with two game-winning goals and shots (89).

\* Appeared in three playoff games.

\* Averaged 11:07 of ice time per game, the highest amount of his career (min. 6 games).

\* Was with the Rangers from November 28 to end of season. At time of call up, led the AHL in points with 25 (11G-14A) in 16 games.

\* Agreed to two-year extension on Feb. 21.

### 2022-23

\* Tallied two points (1G-1A) in 17 games for the Blueshirts with a plus-3 rating.

\* With Hartford, led the team in scoring with 48 points and ranked second in assists (27) and tied for second in goals (21).

\* Posted two points (1G-1A) in five playoff games with the Wolf Pack.

### 2021-22:

\* Collected one goal and one assist for two points in 22 regular season games with Rangers. Played in one playoff game for the club

\* Scored lone goal on Mar. 15 vs. ANA

\* Tallied 18 goals and 22 assists for 39 points in 36 games with Hartford and was a plus-8 rating. Finished third on the team in points, tied for second in goals and tied for fifth in assists. Also ranked second in plus/minus

### 2020-21

\* Skated in five games with the Rangers, making his Rangers debut on Feb. 1 vs. PIT

\* Tallied his first goal/point as a Ranger on Feb. 26 vs. BOS

\* Tallied 17 points (6G-11A) in 14 games with Hartford. Led the Wolf Pack in points per game (1.21), tied for third in assists, and tied for fourth in goals and points.

### 2019-20

\* Registered one assist in three games with San Jose.

\* Tallied 30 points (14G-16A) in 44 games with San Jose Barracuda of AHL

### 2018-19

\* Recorded three points (2G-1A) in 13 games with Los Angeles.

### 2017-18

\* Tallied six points (4G-2A) in 35 games with Los Angeles.

### 2016-17

\* Recorded two assists in six games with Los Angeles

\* Made his NHL debut on Mar. 25 vs. NYR

\* Tallied two assists, including his first career NHL assist/point, on Apr. 4 vs. EDM

\* Tallied 49 points (27 goals, 22 assists) in 59 games with Ontario ...

\* Established AHL career-highs in several categories, including goals, assists, and points

\* Selected to play in the 2017 AHL All-Star Classic

\* Tied for seventh in the AHL in goals

## AMATEUR CAREER

\* Spent three seasons at St. Cloud State University, where he collected 112 points (64G-48A) in 120 games.

\* In 2014-15, named to the NCHC First All-Star Team

\* Led St. Cloud State in goals, power play goals (11), and shots on goal (161), and ranked second in points. in 2014-15

\* Helped the team win the Penrose Cup as NCHC Regular Season Champions in 2013-14

\* In 2012-13, recorded 33 points (22G-11A) and a plus-28 rating in 42 games, leading all NCAA Division I freshmen in games played, goals, and plus/minus rating

\* In parts of two seasons with Fargo of the USHL,





notched 12 goals and 15 assists for 27 points in 68 games.

### CAREER TRANSACTIONS

\* Selected by Los Angeles in the fifth round, 148th overall, of the 2013 NHL Entry Draft, June 30, 2013

\* Signed by San Jose as a free agent, July 2, 2019

\* Signed by the Rangers as a free agent, October 9, 2020

## CAREER STATISTICS

SEASON	TEAM	LEAGUE	REGULAR SEASON					PLAYOFFS				
			GP	G	A	PTS	PIM	GP	G	A	PTS	PIM
2009-10	Blaine High	USHS-MN	30	22	26	48	18	5	0	6	6	0
2010-11	Blaine High	USHS-MN	30	31	29	60	18	5	4	4	8	2
	Team Twin Cities	UMHSEHL	21	11	14	25	10	3	2	3	5	2
	Fargo	USHL	10	2	3	5	2	2	0	0	0	0
2011-12	Fargo	USHL	58	10	12	22	18	6	1	1	2	0
2012-13	St. Cloud State Univ.	NCAA	42	22	11	33	10					
2013-14	St. Cloud State Univ.	NCAA	38	21	20	41	16					
2014-15	St. Cloud State Univ.	NCAA	40	21	17	38	49					
2015-16	Ontario	AHL	65	15	13	28	16	4	2	1	3	2
2016-17	Los Angeles	NHL	6	0	2	2	2					
	Ontario	AHL	59	27	22	49	12	5	2	2	4	2
2017-18	Los Angeles	NHL	35	4	2	6	6					
	Ontario	AHL	29	13	17	30	18	4	1	2	3	2
2018-19	Los Angeles	NHL	13	2	1	3	2					
	Ontario	AHL	3	1	0	1	2					
2019-20	San Jose	NHL	3	0	1	1	0					
	San Jose	AHL	44	14	16	30	26					
2020-21	RANGERS	NHL	5	1	0	1	4					
	Hartford	AHL	14	6	11	17	8					
2021-22	RANGERS	NHL	22	1	1	2	10	1	0	0	0	2
	Hartford	AHL	36	18	21	39	34					
2022-23	RANGERS	NHL	17	1	1	2	8					
	Hartford	AHL	47	21	27	48	39	5	1	1	2	0
2023-24	RANGERS	NHL	57	6	13	19	8	3	0	0	0	0
	Hartford	AHL	16	11	14	25	4					
<b>NHL TOTALS</b>			<b>158</b>	<b>15</b>	<b>21</b>	<b>36</b>	<b>40</b>	<b>4</b>	<b>0</b>	<b>0</b>	<b>0</b>	<b>2</b>
<b>NYR TOTALS</b>			<b>101</b>	<b>9</b>	<b>15</b>	<b>24</b>	<b>30</b>	<b>4</b>	<b>0</b>	<b>0</b>	<b>0</b>	<b>2</b>

### STATISTICAL BREAKDOWN

SEASON	PPG	SHG	GWG	+/-	S	S%	TF	F%	H	BS	MIN
2016-17	0	0	0	2	17	0	0	--	10	4	12:17
2017-18	0	0	1	4	53	7.6	10	40	35	9	9:30
2018-19	0	0	0	0	17	11.8	2	50	23	7	9:55
2019-20	0	0	0	0	5	0	1	0	3	0	7:24
2020-21	0	0	0	0	7	14.3	1	0	4	2	11:20
2021-22	0	0	0	1	34	2.9	97	50.5	8	8	10:51
2022-23	0	0	0	3	27	3.7	96	53.1	9	4	9:19
2023-24	1	0	2	-3	89	6.7	323	50.2	34	24	11:07
<b>TOTALS</b>	<b>1</b>	<b>0</b>	<b>3</b>	<b>+7</b>	<b>249</b>	<b>6.0</b>	<b>530</b>	<b>50.4</b>	<b>126</b>	<b>58</b>	<b>10:25</b>

### NHL FIRSTS

GAME	3/25/17 vs. NYR
GOAL	11/18/17 vs. FLA (Reimer)
ASSIST	4/4/17 vs. EDM



**SAM  
CARRICK**

**CENTER**

**39**

**HEIGHT: 6'0" - WEIGHT: 202 - SHOOTS: RIGHT - BORN: FEB. 4, 1992 - BIRTHPLACE: MARKHAM, ON**

#### **PROFESSIONAL CAREER**

##### 2023-24

\* Tallied 10 goals and six assists for 16 points in 77 games with the Edmonton Oilers and Anaheim Ducks.

\* Added one assist in 10 playoff games.

\* Finished the season with career highs in faceoff win percentage (53.4), hits (167), blocked shots (35), and takeaways (24).

##### 2022-23

\* Recorded seven points (3G-4A with 86 PIM in 52 games.

\* Ranked third among Anaheim leaders in hits (97) and led in hits per 60 minutes (10.70).

\* Played four games with the San Diego Gulls of the AHL.

##### 2021-22

\* Set personal bests in points (19), goals (11), and assists (8)

\* Recorded his first career multi-goal effort in his 100th career NHL game, Mar. 23 vs. CHI

\* Scored one goal in two games with AHL's San Diego.

##### 2019-20

\* Appeared in nine games with the Ducks

\* Scored his first career SHG and first goal as a Duck on a career-high seven shots in a 6-5 shootout victory Dec. 21, 2019 @ NYI.

##### 2018-19

\* Posted AHL career highs in goals (32), assists (29) and points (61) in 61 games with the Gulls.

\* Set San Diego single-season records in points and goals.

\* Led San Diego to the 2019 Western Conference Finals with 14 points (7G-7A) in 16 playoff games.

##### 2014-15

\* Made his NHL debut with Toronto Nov. 1, 2014 vs. CHI

\* Scored his first career NHL goal Mar. 26, 2015 vs. FLA (Roberto Luongo).

#### **AMATEUR CAREER**

\* Career developed when he played in the 2005 Quebec International Pee-Wee Hockey Tournament with the Markham Waxers minor ice hockey team and major junior hockey for Brampton of the Ontario Hockey League.

\* Was a first round choice in the 2008 OHL Priority Selection draft.

#### **CAREER TRANSACTIONS**

\* Selected by Toronto in the fifth round, 144th overall, of the 2010 NHL Entry Draft, June 26, 2010

\* Signed as a free agent by Chicago, July 1, 2016.

\* Traded to Anaheim by Chicago with Spencer Abbott for Kenton Hegelsen and Anaheim's 7th round pick in 2019 NHL Draft, March 1, 2017.

\* Traded to Edmonton by Anaheim with Ty Taylor and a 7th-round pick in the 2024 NHL Draft for a 1st-round pick in 2024 and a conditional pick in 2025, March 6, 2024.

\* Signed as a free agent with New York, July 1, 2024.





## CAREER STATISTICS

SEASON	TEAM	LEAGUE	REGULAR SEASON					PLAYOFFS					
			GP	G	A	PTS	PIM	GP	G	A	PTS	PIM	
2007-08	Toronto U16 AAA	GTHL U16	55	40	30	70	130						
2008-09	Brampton	OHL	61	10	11	21	47	21	1	0	1	16	
	Canada Ontario U17	WHC-17	6	1	3	4	14						
2009-10	Brampton	OHL	66	21	21	42	96	8	2	2	4	8	
2010-11	Brampton	OHL	59	16	23	39	74	4	0	1	1	4	
2011-12	Brampton	OHL	68	37	30	67	104	8	4	4	8	16	
2012-13	Toronto	AHL	19	2	2	4	18	5	0	0	0	0	
	Idaho	ECHL	50	16	21	37	70						
2013-14	Toronto	AHL	62	14	21	35	115	14	5	4	9	10	
2014-15	Maple Leafs	NHL	16	1	1	2	9						
	Toronto	AHL	59	9	18	27	112	5	1	2	3	4	
2015-16	Maple Leafs	NHL	3	0	0	0	4						
	Toronto	AHL	52	16	18	34	90	12	0	5	5	19	
2016-17	Rockford	AHL	57	11	17	28	85						
	San Diego	AHL	15	3	8	11	20	10	4	3	7	14	
2017-18	San Diego	AHL	67	13	28	41	83						
2018-19	Ducks	NHL	6	0	1	1	2						
	San Diego	AHL	61	32	29	61	90	16	7	7	14	21	
2019-20	Ducks	NHL	9	1	1	2	0						
	San Diego	AHL	46	23	20	43	40						
2020-21	Ducks	NHL	13	2	4	6	28						
	San Diego	AHL	27	14	10	24	19	3	2	1	3	0	
2021-22	Ducks	NHL	64	11	8	19	85						
	San Diego	AHL	2	1	0	1	14						
2022-23	Ducks	NHL	52	3	4	7	86						
	San Diego	AHL	4	0	0	0	4						
2023-24	Ducks	NHL	61	8	3	11	90						
	Oilers	NHL	16	2	3	5	12	10	0	1	1	12	
<b>NHL TOTALS</b>			<b>240</b>	<b>28</b>	<b>25</b>	<b>53</b>	<b>316</b>	<b>10</b>	<b>0</b>	<b>1</b>	<b>1</b>	<b>12</b>	

### STATISTICAL BREAKDOWN

SEASON	PPG	SHG	GWG	+/-	S	S%	TF	F%	H	BS	MIN
2014-15	0	0	0	1	17	5.9	91	41.8	30	1	6:29
2015-16	0	0	0	-2	4	0	1	100	4	0	11:28
2018-19	0	0	0	-1	5	0	37	51.4	15	2	10:13
2019-20	0	1	0	-3	16	6.3	72	45.8	13	8	13:46
2020-21	0	0	0	4	23	8.7	63	52.4	29	3	12:55
2021-22	0	0	0	-12	80	13.8	413	49.4	122	21	11:28
2022-23	0	0	0	-17	50	6	369	49.3	98	24	10:34
2023-24	1	2	0	-11	92	10.9	785	53.4	167	35	12:13
<b>TOTALS</b>	<b>1</b>	<b>3</b>	<b>0</b>	<b>-41</b>	<b>287</b>	<b>9.8</b>	<b>1,831</b>	<b>50.7</b>	<b>478</b>	<b>94</b>	<b>11:19</b>

#### NHL FIRSTS

GAME	11/1/14 vs. CHI
GOAL	3/26/15 vs. FLA (Luongo)
ASSIST	3/21/15 at OTT



# FILIP CHYTIL

## CENTER

72

HEIGHT: 6'2" - WEIGHT: 210 - SHOOTS: LEFT - BORN: SEP 5, 1999 - BIRTHPLACE: KROMERIZ, CZECH REPUBLIC

### PROFESSIONAL CAREER

#### 2023-24

\* Was limited to 10 regular season games, recording six assists/points, after suffering an upper body injury on November 2 against Carolina.

\* Skated in six playoff games

\* On Oct. 21 at SEA, recorded his first career three point (3A) game.

#### 2022-23

\* Registered a career-high in goals (22), assists (23), points (45) and plus/ minus (+15).

\* Among all NHL players who averaged 15 minutes or less of ice time this season, ranked tied for second in points and second in goals

\* Ranked ninth among under-23 centers in goals.

\* Became the seventh Rangers player in the past 20 years to record a 20-goal season at age 23 or younger. He joined Pavel Buchnevich (21 in 2018-19), J.T. Miller (22 in 2015-16), Chris Kreider (21 in 2014-15), Derek Stepan (21 in 2010-11), Brandon Dubinsky (20 in 2009-10) and Petr Prucha (30 in 2005-06).

\* Had points in a career-long six games (7G-2A) from Jan. 23-Feb. 10.

\* Played in his 300th career game on Feb. 17, 2023 against the Oilers.

#### 2021-22

\* Registered 22 points (8G-14A) in 67 games with the Rangers

\* Tied a career-high at the time with 14 assists ... Recorded a career-high 21:02 of TOI on Oct. 16 at MTL

\* Played his 200th career game on Nov. 18 at TOR

\* Notched seven goals and two assists for nine points in 20 playoff games

\* Scored three postseason GWGs

\* Only four skaters in Rangers history have recorded more postseason goals before age 23 than Chytil (7): Alex Kovalev (13), Ron Duguay (11), Don Maloney (8) and Don Murdoch (8)

\* Only five players in NHL history have scored more game-winning goals in a single playoff year at age 22 or younger than Chytil (3): Jake Guentzel (5 in 2017), Chris Drury (4 in 1999), Jaromir Jagr (4 in 1992), Claude Lemieux (4 in 1986) and Steve Payne (4 in 1981)

#### 2020-21

\* Among players who were in their age 21 season or younger (min. 20 games played): ranked 12th in points per game and tied for 15th in goals per game (0.19)

\* Ranked sixth among NHL centers (min. 20 games played) in points per 60 minutes of ice time at 5-on-5 (2.60) and assists per 60 minutes of ice time at 5-on-5 (1.65)

\* Ranked second on the Rangers (min. 10 games played) in assists per 60 minutes of ice time at 5-on-5, ranked third in points per 60 minutes of ice time at 5-on-5, and ranked fourth in goals per 60 minutes of ice time at 5-on-5 (0.94)

\* Led the Rangers (min. 10 games played) in individual shot attempts per 60 minutes of ice time at 5-on-5 (13.33) and individual shots on goal per 60 minutes of ice time at 5-on-5 (8.61)

\* The Rangers posted a 14-3-3 record in games which he tallied a point, including a 6-1-1 record in games which he registered a goal

#### 2019-20

\* Registered 14 goals and 23 points in 60 games

\* Ranked third among NHL players 20 years old or younger in goals; only trailed Andrei Svechnikov and Brady Tkachuk

\* Ranked fifth on the Rangers in even strength goals (13) and ranked fourth on the team in goals per 60 minutes of ice time at 5-on-5 (1.01; only trailed Zibanejad, Panarin, and Kreider)







points through the first 11 games of a season

\* On Nov. 13 at CBJ, passed Brad Park for the fifth most assists by a Rangers defenseman within their first three career seasons (87). Those with more were Reijo Ruotsalainen (130), Sergei Zubov (126), Brian Leetch (125) & Ron Greschner (94)

\* Played in his 150th career game on Dec. 8 vs. COL

\* On Dec. 10 at BUF, recorded his 100th career assist in his 151st game. Fox tied Quinn Hughes (151 GP) and Brian Leetch (151 GP) as the sixth-fastest defensemen in NHL history to reach the milestone. The only blueliners to require fewer games: Sergei Zubov (127 GP), Mark Howe (135 GP), Stefan Persson (135 GP), Al MacInnis (144 GP) and Larry Murphy (150 GP) ... With the milestone, Fox tied Brian Leetch (151 GP) for the second-fewest games to reach 100 assists by a Rangers defenseman in franchise history, behind only Sergei Zubov (127 GP)

\* On Jan. 19 vs. TOR, became the first Rangers defenseman since Brian Leetch in 2000-01 to reach the 40-point mark in 40 games played or fewer. Also became the third different defenseman in franchise history with 35 or more assists through 40 games played in a season, joining Brian Leetch and Sergei Zubov ...

\* Scored the shootout winner on his first career shootout attempt on Jan. 24 at LAK

\* Notched his 50th point of the season in his 50th game of the season (7G-43A) on Feb. 27 vs. VAN, requiring the fewest games to do so by a Rangers blueliner since Brian Leetch (44 GP in 2000-01). Fox became the third Ranger to reach the 50-point mark.

\* Scored his first career overtime goal to cap off his three-point night (1G-2A) on Mar. 15 vs. ANA

\* Collected his 58th assist of the season on Apr. 16 vs. DET, tying Brian Leetch (2000-01, 1996-97) for the fifth most assists by a Rangers defenseman in a single season

\* On Apr. 21 at NYI, finished his first 200 games with 137 assists, the sixth most by a defenseman through their first 200 games in NHL history

\* Finished with five goals and 18 assists for 23 points in 20 playoff games, the second most points in a single playoff year by a Rangers defenseman (Brian Leetch - 34 in 1994)

\* In G1 of the First Round against Pittsburgh,

opened the scoring for New York with his first career playoff goal/point. It marked the ninth time in franchise history that a defenseman scored the team's first goal of the postseason and the first since Matt Gilroy in Game 1 of the 2011 Conference Quarterfinals

\* Became the fourth New York-born player in franchise history to score a playoff goal for the Rangers, following Ryan Callahan (14 G), Brian Mullen (2 G) and Matt Gilroy (1 G)

\* In G6 of First Round, tallied four assists, becoming the fifth player in Rangers history to record four-plus assists in a playoff game, joining Jaromir Jagr (April 17, 2007), Dave Maloney (April 9, 1983), Mikko Leinonen (April 8, 1982) and Jean Ratelle (April 22, 1971). The last NHL defenseman to notch four or more assists in a playoff game before him was Kris Letang on May 22, 2013

\* Became the first Rangers defenseman to record four points in a potential elimination game in G6, besting the previous mark shared by four others: Brian Leetch (1G-2A in Game 7 of 1992 DSF), James Patrick (3A in Game 7 of 1992 DSF), Willie Huber (1G-2A in Game 5 of DSF) and Reijo Ruotsalainen (1G-2A in Game 6 of 1982 DF)

\* Became the fourth defenseman in NHL history with at least one point in all seven games of a series, joining Miro Heiskanen (DAL - 2020 - R2), Larry Murphy (PIT - 1995 - CQF), and Paul Reinhart (CGY - 1984 - Div. Finals). Fox is the first skater (defenseman or forward) in Rangers history to accomplish the feat

\* In G4 of Second Round, became the sixth player in franchise history with a postseason-opening home point streak of six or more games, joining Mark Messier (7 GP in 1994), Wayne Gretzky (6 GP in 1997), Luc Robitaille (6 GP in 1997), Pierre Larouche (6 GP in 1986) and Brad Park (6 GP in 1974)

\* Became the first Rangers defenseman to record 10 assists in a single playoff year since Ryan McDonagh (13A) in 2014

\* Had a home point streak of nine playoff games. Only two defensemen in NHL history have recorded a longer such run in a playoff year: Ray Bourque (10 GP in 1991) and Paul Coffey (10 GP in 1985)

\* Recorded his fourth-straight multi-point game in G2 of the ECF, surpassing Brian Leetch (1992 & 1995) for the longest multi-point streak by a defenseman in Rangers playoff history

- \* Signed a seven-year extension on November 1
- \* Tied for the team-lead in goals with 11, which were also tied for the 16th most by a defenseman in the NHL
- \* Among defensemen who played 20 or more games, he ranked fourth with 0.95 points per game
- \* Led the Blueshirts blueline with 23:54 of average time on ice - the 20th highest among NHL defensemen
- \* Recorded his sixth career three-point game on Oct. 29 vs. CBJ
- \* Recorded his 100th career point in his 135th career game on Nov. 2 at VAN; became the 22nd defenseman in NHL history and third in Rangers history (Sergei Zubov, Brian Leetch) to notch 100 points in 135 or fewer games
- \* With 12 points through 11 games, became the first Rangers defenseman since Brian Leetch in 2000-01 to record 10 or more assists/12 or more points through the first 11 games of a season
- \* On Nov. 13 at CBJ, passed Brad Park for the fifth most assists by a Rangers defenseman within their first three career seasons (87). Those with more were Reijo Ruotsalainen (130), Sergei Zubov (126), Brian Leetch (125) & Ron Greschner (94)
- \* Played in his 150th career game on Dec. 8 vs. COL
- \* On Dec. 10 at BUF, recorded his 100th career assist in his 151st game. Fox tied Quinn Hughes (151 GP) and Brian Leetch (151 GP) as the sixth-fastest defensemen in NHL history to reach the milestone. The only blueliners to require fewer games: Sergei Zubov (127 GP), Mark Howe (135 GP), Stefan Persson (135 GP), Al MacInnis (144 GP) and Larry Murphy (150 GP) ... With the milestone, Fox tied Brian Leetch (151 GP) for the second-fewest games to reach 100 assists by a Rangers defenseman in franchise history, behind only Sergei Zubov (127 GP)
- \* On Jan. 19 vs. TOR, became the first Rangers defenseman since Brian Leetch in 2000-01 to reach the 40-point mark in 40 games played or fewer. Also became the third different defenseman in franchise history with 35 or more assists through 40 games played in a season, joining Brian Leetch and Sergei Zubov
- \* Scored the shootout winner on his first career shootout attempt on Jan. 24 at LAK
- \* Notched his 50th point of the season in his 50th game of the season (7G-43A) on Feb. 27 vs. VAN, requiring the fewest games to do so by a Rangers blueliner since Brian Leetch (44 GP in 2000-01). Fox became the third Ranger to reach the 50-point mark.
- \* Scored his first career overtime goal to cap off his three-point night (1G-2A) on Mar. 15 vs. ANA
- \* Collected his 58th assist of the season on Apr. 16 vs. DET, tying Brian Leetch (2000-01, 1996-97) for the fifth most assists by a Rangers defenseman in a single season
- \* On Apr. 21 at NYI, finished his first 200 games with 137 assists, the sixth most by a defenseman through their first 200 games in NHL history
- \* Finished with five goals and 18 assists for 23 points in 20 playoff games, the second most points in a single playoff year by a Rangers defenseman (Brian Leetch - 34 in 1994)
- \* In G1 of the First Round against Pittsburgh, opened the scoring for New York with his first career playoff goal/point. It marked the ninth time in franchise history that a defenseman scored the team's first goal of the postseason and the first since Matt Gilroy in Game 1 of the 2011 Conference Quarterfinals
- \* Became the fourth New York-born player in franchise history to score a playoff goal for the Rangers, following Ryan Callahan (14 G), Brian Mullen (2 G) and Matt Gilroy (1 G)
- \* In G6 of First Round, tallied four assists, becoming the fifth player in Rangers history to record four-plus assists in a playoff game, joining Jaromir Jagr (April 17, 2007), Dave Maloney (April 9, 1983), Mikko Leinonen (April 8, 1982) and Jean Ratelle (April 22, 1971). The last NHL defenseman to notch four or more assists in a playoff game before him was Kris Letang on May 22, 2013
- \* Became the first Rangers defenseman to record four points in a potential elimination game in G6, besting the previous mark shared by four others: Brian Leetch (1G-2A in Game 7 of 1992 DSF), James Patrick (3A in Game 7 of 1992 DSF), Willie Huber (1G-2A in Game 5 of DSF) and Reijo Ruotsalainen (1G-2A in Game 6 of 1982 DF)
- \* Became the fourth defenseman in NHL history with at least one point in all seven games of a series, joining Miro Heiskanen (DAL - 2020 - R2), Larry Murphy (PIT - 1995 - CQF), and Paul Reinhart (CGY - 1984 - Div. Finals). Fox is the first skater (defenseman or forward) in Rangers

\* Skated in his 100th career NHL game (and his 100th game as a Ranger) on Nov. 30 at NJD

\* Became the fifth player in franchise history to tally 25 or more goals at age 20 or younger (Murdoch, Allison, Kovalev, Sandstrom)

\* Made his playoff debut in Game 1 of the Qualifying Round at CAR on Aug. 1.

\* Registered nine points (three goals, six assists) and a plus-nine rating in nine games with Hartford prior to being recalled by the Rangers on Oct. 28

\* Ranked fourth in the AHL in plus/minus rating and was tied for 11th in the AHL in points at the time he was recalled by the Rangers

#### 2018-19

\* Among NHL players who were either in their age 18 or age 19 season: tied for fourth in goals (11), ranked fifth in games played (75), ranked sixth in shots on goal (133), and ranked seventh in points (23)

\* Skated in more games in one season than any teenager forward in franchise history

\* The Rangers posted a 9-2-0 record when he registered a goal

\* Posted a career-high five-game goal/point streak from Nov. 12 vs. VAN to Nov. 21 vs. NYI (five goals over the span), becoming the first teenager to record a five-game goal streak in franchise history and the second teenager to notch a five-game point streak in franchise history (Allison – 1980-81 season) ... Chytil's five-game goal streak was one game shy of the Rangers' rookie record

\* Registered the game-winning goal in back-to-back games on Nov. 19 vs. DAL and Nov. 21 vs. NYI; became the first Rangers rookie to record the game-winning goal in two consecutive games since Steven King (1992-93) ...

\* Posted a three-game point streak from Jan. 10 at NYI to Jan. 13 at CBJ (one goal, two assists) ...

\* Tallied his 10th career NHL goal on Jan. 19 at BOS; became the third player in franchise history to register 10 or more goals as a teenager (Allison and Kovalev)

\* Registered his 20th point of the season by tallying an assist on Feb. 19 at CAR; became the first teenage forward to record 20 or more points in a season with the Rangers since Kovalev (1992-93)

#### 2017-18

\* Registered three points (one goal, two assists) in nine games with the Rangers

\* Was one of six 18-year-olds who played at least one NHL game during the season

\* Won the Lars-Erik Sjoberg Award as the Top Rangers rookie in Training Camp

\* Made his NHL debut on Oct. 5 vs. COL; at 18 years and 30 days old, became the fourth-youngest player to appear in a game with the Rangers in franchise history, and the only players who were younger were Harry Lumley (17 years, 42 days on Dec. 23, 1943), Len Wharton (17 years, 81 days on Mar. 4, 1945), and Don Raleigh (17 years, 125 days on Oct. 30, 1943)

\* Became the first Ranger to wear jersey No. 72 in a regular season game

\* Tallied his first career NHL assist/point on Mar. 26 vs. WSH; became the first 18-year-old to record an assist/point with the Rangers since Malhotra in 1998-99

\* Recorded his first career NHL goal on Mar. 30 vs. TBL; became the fourth-youngest player to register his first goal for the Rangers.

### **AHL CAREER**

#### 2017-18

\* Registered 31 points (11 goals, 20 assists) in 46 games with Hartford

\* His 31 points were tied for the 12th-most a player younger than 19 years old tallied in one season in AHL history

\* Led all AHL players younger than 20 years old in goals and points per game (0.69), and ranked second among all AHL players younger than 20 years old in assists and points at the time he was recalled by the Rangers on Mar. 25

\* Became the youngest player to appear in an AHL game since Mario Tremblay in 1974

### **EUROPEAN CAREER**

#### 2016-17

\* Skated in 38 games with Zlin in the Czech Extraliga, registering four goals and four assists for eight points, along with 16 penalty minutes

\* Was one of 21 players younger than 18 years old who played in the league; ranked second among players younger than 18 years old in the league in games played, goals, and points.

#### 2015-16

\* Registered 50 points (28 goals, 22 assists) in 30 games with Zlin's U18 team.

#### 2014-15

\* Split the season between Zlin's U16 team and U18 team

\* Recorded 48 points (30 goals, 18 assists) and a plus-36 rating in 25 games with Zlin's U16 team

\* Registered nine points (six goals, three assists) in 19 games with Zlin's U18 team. 2013-14: Tallied 21 points (11 goals, 10 assists) in 24 games with Zlin's U16 team

\* Notched two points (one goal, one assist) in three playoff games.

#### 2012-13

\* Skated in one game with Zlin's U16 team as a 13-year-old.

### **INTERNATIONAL CAREER**

#### 2021

\* Registered four points (two goals, two assists) in eight games while representing the Czech Republic at the 2021 IIHF World Championship.

#### 2019

\* Recorded two points (one goal, one assist) and a plus-four rating in five games while representing the Czech Republic at the 2019 IIHF World Championship ... Played in his 10th career World Championship game against Russia on May 13, setting a record for the most career World

Championship games played by a teenager with the Czech Republic (since 1993).

#### 2018

\* Registered four points (two goals, two assists) in seven games while representing the Czech Republic at the 2018 IIHF World Junior Championship

\* Tallied two points (one goal, one assist) in seven games while representing the Czech Republic at the 2018 IIHF World Championship

\* Became the youngest player to score a goal for the Czech Republic in an IIHF World Championship game.

#### 2017

Recorded five points (two goals, three assists) in five games while representing the Czech Republic at the 2017 IIHF U18 World Championship.

#### 2016

\* Recorded three goals and one assist for four points in five games while helping the Czech Republic earn a gold medal at the 2016 Ivan Hlinka Memorial Tournament.

#### 2015

\* Tallied one assist in five games while representing the Czech Republic at the 2015 World U17 Hockey Challenge.

### **CAREER TRANSACTIONS**

\* Selected by the Rangers in the first round, 21st overall, of the 2017 NHL Entry Draft.

## CAREER STATISTICS

SEASON	TEAM	LEAGUE	REGULAR SEASON					PLAYOFFS				
			GP	G	A	PTS	PIM	GP	G	A	PTS	PIM
2012-13	Zlin U16	CZE-U16	1	0	0	0	0	-	-	-	-	-
2013-14	Zlin U16	CZE-U16	24	11	10	21	8	3	1	1	2	0
2014-15	Zlin U18	CZE-U18	19	6	3	9	10	-	-	-	-	-
	Zlin U16	CZE-U16	25	30	18	48	16	5	4	6	10	6
2015-16	Zlin U18	CZE-U18	30	28	22	50	8	-	-	-	-	-
	Czech Republic	WHC-17	5	0	1	1	0	-	-	-	-	-
2016-17	Zlin	CZE	38	4	4	8	16	-	-	-	-	-
	Zlin U20	CZE-U20	2	0	0	0	0	1	0	0	0	0
	Czech Republic	WJC-18	5	2	3	5	2	-	-	-	-	-
2017-18	RANGERS	NHL	9	1	2	3	4	-	-	-	-	-
	Hartford	AHL	46	11	20	31	6	-	-	-	-	-
	Czech Republic	WC	7	1	1	2	2	-	-	-	-	-
	Czech Republic	WJC	7	2	2	4	0	-	-	-	-	-
2018-19	RANGERS	NHL	75	11	12	23	8	-	-	-	-	-
	Czech Republic	WC	5	1	1	2	2	-	-	-	-	-
2019-20	RANGERS	NHL	60	14	9	23	10	3	0	0	0	2
	Hartford	AHL	9	3	6	9	2	-	-	-	-	-
2020-21	RANGERS	NHL	42	8	14	22	10	-	-	-	-	-
	Czech Republic	WC	8	2	2	4	2	-	-	-	-	-
2021-22	RANGERS	NHL	67	8	14	22	14	20	7	2	9	4
2022-23	RANGERS	NHL	74	22	23	45	30	7	1	3	4	0
2023-24	RANGERS	NHL	10	0	6	6	4	6	0	0	0	2
NHL/NYR TOTALS			337	64	80	144	80	36	8	5	13	8

## STATISTICAL BREAKDOWN

SEASON	PPG	SHG	GWG	+/-	S	S%	TF	P%	H	BS	MIN
2017-18	0	0	0	-5	21	4.8	76	36.8	3	1	13:37
2018-19	3	0	2	-22	133	8.3	175	38.9	29	21	13:47
2019-20	1	0	2	-7	114	12.3	515	38.5	13	31	14:50
2020-21	0	0	0	9	76	10.5	304	42.8	15	19	13:14
2021-22	0	0	1	-1	135	5.9	311	43.4	24	27	13:11
2022-23	3	0	4	15	177	12.4	631	39.8	36	38	14:41
2023-24	0	0	0	0	22	0.0	67	43.3	4	4	15:56
<b>TOTALS</b>	<b>7</b>	<b>0</b>	<b>9</b>	<b>-11</b>	<b>678</b>	<b>9.4</b>	<b>2079</b>	<b>40.4</b>	<b>124</b>	<b>141</b>	<b>14:02</b>

### NHL FIRSTS

GAME	10/5/17 vs. COL
GOAL	3/30/18 vs. TBL (Domingue)
ASSIST	3/26/18 vs. WSH

### RANGERS RECORDS

Longest Goal Streak by a Teenager - 5 (11/12/18 - 11/21/18)
Games Played by a Teenage Forward in One Season - 75 (2018-19)

### RANGERS AWARDS

John Halligan Good Guy Award (Cooperation with Media) - 2022-23

Lars-Erik Sjoberg Award (Best Rookie of Training Camp) - 2017



**WILL  
CUYLLE**  
**LEFT WING**

**50**

**HEIGHT: 6'3" - WEIGHT: 212 - SHOOTS: LEFT - BORN: FEB. 5, 2002 - BIRTHPLACE: TORONTO, ON**

**CAREER HIGHLIGHTS**

2023-24

\* Ranked first among rookies and 7th in the NHL with 249 hits.

\* Notched two points (1G-1A) in 16 playoff games.

\* Won Lars-Erik Sjöberg Award as top rookie from training camp.

\* Recorded points in three-straight games (Feb. 9-15).

\* Scored first career PPG on Mar. 4 vs. FLA.

\* Scored first career GWG on Nov. 2 vs. CAR.

\* Scored first career goal/recorded first career NHL point on Oct. 14 at CBJ.

2022-23

\* Played in four games with the Rangers after making his NHL debut on January 25 against Toronto.

\* Tabbed 45 points (25G-20A) in 69 games with Hartford, the second highest tally on the team. Led club in goals.

2021-22

\* Skated in 59 games for the Windsor Spitfires of the OHL, posting 43 goals and 37 assists for 80 points and a plus-22 rating. Was captain of Windsor.

\* Ranked tied for sixth in the OHL in goals.

\* In the postseason, recorded 31 points (15G-16A) in 25 game. Ranked fourth in the OHL in playoff points, third in goals and fourth in assists.

\* Earned a gold medal with Canada at the World Junior Championships, posting four points (2G-2A) in seven games.

2020-21

\* Registered five points (two goals, three assists) and 35 penalty minutes in 18 games with Hartford.

\* Ranked second on the Wolf Pack in penalty minutes per game (1.94).

\* Ranked second among all AHL rookies (min. 15 games played) in penalty minutes per game.

\* Tallied his first career AHL goal/point while making his AHL debut on Feb. 7 vs. Bridgeport

2019-20

\* Recorded 42 points (22 goals, 20 assists) in 62 games with Windsor

\* Established OHL career-highs in several categories, including assists, points, power play goals (seven), and shots on goal (200)

\* Tied for third on Windsor in power play goals, ranked fourth in shots on goal, and ranked fifth in goals

2018-19

\* Tallied 41 points (26 goals, 15 assists) in 63 games in his rookie season in the OHL with Windsor.

\* Selected to the OHL Second All-Rookie Team; ranked fifth among OHL rookies in goals and ranked seventh among OHL rookies in points.

\* Ranked third on Windsor in goals and shots on goal (187), and ranked sixth in points

\* Was selected by Peterborough with the third overall pick in the 2018 OHL Priority Selection Draft.

\* Registered three points (two goals, one assist) in five games while helping Canada earn a silver medal at the 2019 Hlinka Gretzky Cup.

2017-18

\* Tallied 62 points (33 goals, 29 assists) in 43 games with the Toronto Marlboros U16 AAA team in the Greater Toronto Hockey League (GTHL).

\* Tallied three points (two goals, one assist) in five games while playing with Canada-Black at the 2018 World U17 Hockey Challenge

**CAREER TRANSACTIONS**

\* Selected by the Rangers in the second round, 60th overall, of the 2020 NHL Entry Draft.







## CAREER STATISTICS

SEASON	TEAM	LEAGUE	REGULAR SEASON					PLAYOFFS				
			GP	G	A	PTS	PIM	GP	G	A	PTS	PIM
2017-18	Toronto U16	GTHL U16	43	33	29	62	-	-	-	-	-	
2018-19	Windsor	OHL	63	26	15	41	50	4	2	1	3	6
	Canada Black	WHC-17	5	2	1	3	2	-	-	-	-	-
2019-20	Windsor	OHL	62	22	20	42	37	-	-	-	-	-
2020-21	Hartford	AHL	18	2	3	5	35	-	-	-	-	-
2021-22	Windsor	OHL	59	43	37	80	48	25	15	16	31	30
	Canada U20	WJC-20	7	2	2	4	25	-	-	-	-	-
2022-23	RANGERS	NHL	4	0	0	0	10	-	-	-	-	-
	Hartford	AHL	69	25	20	45	59	9	1	2	3	2
2023-24	RANGERS	NHL	81	13	8	21	56	16	1	1	2	8
<b>NHL/NYR TOTALS</b>			<b>85</b>	<b>13</b>	<b>8</b>	<b>21</b>	<b>66</b>	<b>16</b>	<b>1</b>	<b>1</b>	<b>2</b>	<b>8</b>

## STATISTICAL BREAKDOWN

SEASON	PPG	SHG	GWG	+/-	S	S%	TF	F%	H	BS	MIN
2022-23	0	0	0	-2	1	0.0	2	0.0	8	0	6:58
2023-24	1	0	2	-3	119	10.9	10	20.0	249	26	11:08
<b>TOTALS</b>	<b>1</b>	<b>0</b>	<b>2</b>	<b>-5</b>	<b>120</b>	<b>10.8</b>	<b>12</b>	<b>16.7</b>	<b>257</b>	<b>26</b>	<b>10:56</b>

### RANGERS AWARDS

Lars-Erik Sjoberg Award (Best Rookie of Training Camp) - 2023

### NHL FIRSTS

GAME	1/25/23 at TOR
GOAL	10/14/23 at CBJ (S. Martin)
ASSIST	11/4/23 at MIN



**ADAM  
EDSTROM**  
**CENTER**

**84**

*HEIGHT: 6'6" - WEIGHT: 241 - SHOOTS: LEFT - BORN: OCT. 12, 2000 - BIRTHPLACE: KARLSTAD, SWE*

**CAREER HIGHLIGHTS**

2023-24

\* Played 11 games for the Rangers, scoring two goals.

\* Made NHL debut and scored first NHL goal on Dec. 15 vs. ANA.

\* Had 16 pts (11G-5A) in 40 games with Hartford.

2022-23

\* Played in three games with Hartford in the regular season, scoring a goal.

\* Skated in five playoff games for the team.

\* Appeared in 42 games with Rögle BK of the Swedish Hockey League (SHL), setting new career-highs in goals (9), assists (10), and points (19).

2021-22

\* Skated in 43 regular season games with Rögle BK, notching seven goals and two assists for nine points and a plus-2 rating.

\* Finished with 74 hits, tied for the seventh most in the SHL.

\* In 13 playoff games with Rögle, tallied four points (3G-1A).

\* Was a part of Rögle's Champions Hockey League title team.

**AMATEUR CAREER**

\* Played four seasons in the J20 SuperElit with Mora IK J20 and Rögle BK J20, collecting 19 goals and eight assists for 27 points in 70 games.

**CAREER TRANSACTIONS**

\* Selected by the Rangers in the sixth round (161st overall) in the 2019 NHL Entry Draft.



## CAREER STATISTICS

SEASON	TEAM	LEAGUE	REGULAR SEASON					PLAYOFFS				
			GP	G	A	PTS	PIM	GP	G	A	PTS	PIM
2014-15	Hammarö HC U16	U16 Div.1	15	9	7	16	8	-	-	-	-	-
2015-16	Hammarö HC U16	U16 Div.1	5	12	7	19	2	-	-	-	-	-
	Hammarö HC J18	J18 Div.1	21	26	23	49	20	-	-	-	-	-
	Hammarö HC J20	J20 Region	6	1	0	1	2	-	-	-	-	-
2016-17	Mora IK J18	J18 Region	21	11	8	19	70	-	-	-	-	-
	Mora IK J20	J20 Nationell	28	2	1	3	6	2	0	1	1	0
2017-18	Mora IK J18	J18 Region	19	16	12	28	24	1	0	0	0	2
	Mora IK J20	J20 Nationell	21	6	2	8	10	2	5	1	6	0
2018-19	Mora IK J20	J20 Nationell	20	11	5	16	12	2	2	2	4	0
	Mora IK	SHL	15	0	1	1	0					
	Malungs IF	HockeyEttan	2	2	0	2	0					
2019-20	Rögle BK J20	J20 Nationell	1	0	0	0	0					
	Rögle BK	SHL	46	4	5	9	14					
	Sweden U20	International-Jr	3	1	0	1	2					
2020-21	Rögle BK	SHL	43	3	7	10	33	11	3	3	6	6
2021-22	Rögle BK	SHL	43	7	2	9	6	13	3	1	4	4
	Rögle BK	Champions HL	9	1	0	1	2					
2022-23	Rögle BK	SHL	42	9	10	19	35	9	2	1	3	6
	Rögle BK	Champions HL	9	1	0	1	2					
	Hartford	AHL	3	1	0	1	0	5	0	1	1	2
2023-24	RANGERS	NHL	11	2	0	2	2					
	Hartford	AHL	40	11	5	16	16					
<b>NHL/NYR TOTALS</b>			<b>11</b>	<b>2</b>	<b>0</b>	<b>2</b>	<b>2</b>	<b>-</b>	<b>-</b>	<b>-</b>	<b>-</b>	<b>-</b>

### STATISTICAL BREAKDOWN

SEASON	PPG	SHG	GWG	+/-	S	S%	TF	F%	H	BS	MIN
2023-24	0	0	0	2	7	28.6	0	0.0	30	2	8:25
<b>TOTALS</b>	<b>0</b>	<b>0</b>	<b>0</b>	<b>2</b>	<b>7</b>	<b>28.6</b>	<b>0</b>	<b>0.0</b>	<b>30</b>	<b>2</b>	<b>8:25</b>

#### NHL FIRSTS

GAME	12/15/23 vs. ANA
GOAL	12/15/23 vs. ANA (L. Dostal)



**ADAM**

**FOX**

**DEFENSEMAN**

**23**

**HEIGHT: 5'11" - WEIGHT: 180 - SHOOTS: RIGHT - BORN: FEB. 17, 1998 - BIRTHPLACE: JERICHO, NY**

**PROFESSIONAL CAREER**

2023-24

\* Set a career-high in 17 goals and posted 56 assists and 73 points.

\* Among NHL blueliners, ranked tied for sixth in goals, sixth in points, and eighth in assists.

\* Scored the most goals by a Rangers defenseman since Brian Leetch in 2000-01 (21).

\* Joined Leetch (7x) as the only Rangers blueliners to have three or more seasons with 70-plus points.

\* Was named the recipient of the third annual Rod Gilbert "Mr. Ranger" Award, given to the Rangers player "who best honors Rod's legacy by exemplifying leadership qualities both on and off the ice, and making a significant humanitarian contribution to his community."

\* Recorded 300th career point on Mar. 30 at ARI.

\* Became fourth NYR d-man to record multiple 4+ assist games on Feb. 15 vs. MTL.

\* Played in 300th career game on Dec. 9 at WSH.

\* Became 6th fastest d-man to record 200 assists on Oct. 12 at BUF.

2022-23

\* One of three finalists for the Norris Trophy.

\* Among NHL defensemen in 2022-23, ranked tied for fourth in assists (60) and eighth in points (72).

\* Notched four assists in Game 1 vs. NJD, for the second time in his career, becoming the second defenseman in NHL history with multiple four-assist outings in his playoff career, joining Paul Coffey (4x; last: Game 2 of 1991 DF).

\* Joined Brian Leetch as the only two Rangers defensemen to have multiple 60-plus assist seasons.

\* Established a career-high of 12 goals, games played (82) and plus/minus (+28).

\* Recorded his second straight 70-point season and became the second defenseman to do so with the Rangers, joining Brian Leetch (2 from 1995-96 - 1996-97 & 2 from 1990-91 - 1991-92).

\* Became the fourth active defenseman to record back-to-back 70-point seasons. The others: John Carlson (2 from 2018-19 - 2019-20), Brent Burns (2 from 2015-16 - 2016-17) and Erik Karlsson (2 from 2015-16 - 2016-17).

\* Ranked tied for fourth among NHL d-men in game-winning goals (5) and tied for first in takeaways (88).

\* Rangers held a 15-0-0 record in the regular season when he recorded multiple points.

\* Reached 20 career playoff assists. He required the fewest games (24 GP) in Rangers history to reach 20 career postseason assists, besting the previous mark set by Brian Leetch (26 GP) and required the second-fewest games by a defenseman in NHL history to record 20 career playoff assists, trailing only Gary Suter (23 GP).

\* Had six points through two games of postseason, tying John Carlson (w/ WSH in 2018) and Gary Suter (w/ CGY in 1988) for the most through the first two playoff games by a defenseman in NHL history. Became the sixth defenseman in NHL history with six points through his first two games in a playoff year, joining Gary Suter in 1988, John Carlson in 2018, Al MacInnis in 1999, Bobby Orr in 1971 and Pierre Pilote in 1964.

\* With 31 points in 29 playoff games, became the fifth-fastest defenseman in NHL history to reach 30 career postseason points, trailing Brian Leetch (26 GP), Al MacInnis (27 GP), Denis Potvin (28 GP) and Bobby Orr (28 GP).

2021-22

\* Ranked third among NHL defensemen in assists (63) and fourth in points (74)

\* Point total was the ninth most in franchise history by a defenseman and his assist total was the fifth most in a single season by a Rangers defenseman

\* Ranked tied for second in the NHL in power play assists with 33 ..

\* First NYR d-man to record 50 assists since Brian Leetch in 2000-01

\* Named to 2022 All-Star Game in Vegas but did not participate due to injury





history to accomplish the feat

\* In G4 of Second Round, became the sixth player in franchise history with a postseason-opening home point streak of six or more games, joining Mark Messier (7 GP in 1994), Wayne Gretzky (6 GP in 1997), Luc Robitaille (6 GP in 1997), Pierre Larouche (6 GP in 1986) and Brad Park (6 GP in 1974)

\* Became the first Rangers defenseman to record 10 assists in a single playoff year since Ryan McDonagh (13A) in 2014

\* Had a home point streak of nine playoff games. Only two defensemen in NHL history have recorded a longer such run in a playoff year: Ray Bourque (10 GP in 1991) and Paul Coffey (10 GP in 1985)

\* Recorded his fourth-straight multi-point game in G2 of the ECF, surpassing Brian Leetch (1992 & 1995) for the longest multi-point streak by a defenseman in Rangers playoff history

\* With 23 points, recorded the most points by a defenseman in NHL history through 20 career playoff games, surpassing Brian Leetch (22 PTS in 20 GP).

#### 2020-21

Won the Norris Trophy, which is awarded annually "to the defense player who demonstrates throughout the season the greatest all-round ability in the position"; became the fourth Ranger in franchise history to win the award (Harvey - 1961-62; Howell - 1966-67; Leetch - 1991-92 and 1996-97)

\* Became the second defenseman in NHL history to win the Norris Trophy in one of his first two seasons in the league (Bobby Orr - won the award in his second NHL season in 1967-68)

\* Became the fourth American defenseman in NHL history to win the Norris Trophy (Langway, Chelios, and Leetch)

\* Was named to the NHL's First All-Star Team

\* Established career-highs in several categories, including points (47), assists (42), and average ice time (24:42)

\* Led NHL defensemen in assists, ranked second in points and power play assists (21), tied for second in power play points (23), ranked third in takeaways (38), and tied for 16th in plus/minus rating (plus-19)

\* Became the first NHL defenseman to lead all NHL defensemen in assists in one of his first two seasons in the league since Zubov in 1993-94 and only the third defenseman to do so since 1925-26 (Zubov - 1993-94; Roger Leger - 1946-47) ... Ranked third in the NHL in power play assists, tied for sixth in assists, tied for seventh in power play points, and ranked 11th in average ice time

\* Was the only NHL player who logged at least 200:00 of power play ice time and 140:00 of shorthanded ice time

\* Led the Rangers in assists, average ice time, power play assists, power play points, and blocked shots (102), ranked second in takeaways and plus/minus rating, and ranked fifth in points

\* Became the fourth defenseman in franchise history to average at least 0.75 assists per game in a season (min. 10 games played), joining Leetch (four times), Park, and Zubov; became the first Rangers defenseman to do so since Leetch in 1995-96

\* Became the eighth defenseman in franchise history to average at least 0.85 points per game in a season (min. 10 games played), joining Leetch (nine times), Park (four times), Greschner (four times), Zubov (twice), Ruotsalainen (twice), J. Patrick (twice), and Beck; became the first Rangers defenseman to do so since Leetch in 2000-01

\* Led the Rangers in ice time in 46 of the team's 56 games (including 46 of the 55 games he played)

\* His 24:42 average ice time was the most a Ranger averaged in one season since McDonagh (24:49 in 2013-14)

\* Named the Rangers' MVP and the winner of the Steven McDonald Extra Effort Award; became the seventh Ranger to be named the Team's MVP (as chosen by the media) and to receive the Steven McDonald Extra Effort Award (as chosen by the fans) since 1987-88, which was the first year the Steven McDonald Extra Award was presented, joining Graves (1992-93 and 1993-94), Messier (1994-95 and 1995-96), Leetch (1996-97), Gretzky (1997-98), Lundqvist (2017-18), and Zibanejad (2018-19) as the only players to win both awards in the same season

\* Became the second defenseman to be named the winner of the Steven McDonald Extra Effort Award (Leetch - 1996-97)

\* Became the first Ranger to be named the team's MVP in one of his first two seasons in the NHL



since Lundqvist in 2006-07 and the first Rangers skater since Leetch in 1988-89

\* Registered 20 points (three goals, 17 assists) in March; became the third Rangers defenseman to record at least 20 points in a calendar month in franchise history (Leetch – five times; Park – once)

\* Led the NHL in assists in March; led NHL defensemen in assists and points during the month ... Posted a career-high 12-game point streak from Mar. 17 vs. PHI to Apr. 8 vs. PIT (three goals, 19 assists), including a career-high seven-game assist streak from Mar. 17 vs. PHI to Mar. 28 at WSH (13 assists over the seven games); the 12-game point streak was tied for the fifth-longest by a defenseman in franchise history

\* Selected as the NHL's First Star of the Week for the week ending on Mar. 28; became the eighth NHL defenseman (and first Rangers defenseman) to be named the NHL's First Star of the Week since the league began awarding Three Stars of the Week in 2006-07 (Hedman, Carlson, Giordano (twice), Pietrangelo, Byfuglien, Karlsson, Kaberle)

\* Recorded three points (one goal, two assists), recorded two power play assists, and posted a plus-two rating in a team-high 24:14 of ice time while skating in his 100th career NHL game (and his 100th career game with the Rangers) on Mar. 22 vs. BUF

\* Tallied 63 points (11 goals, 52 assists) through his first 100 career NHL games; the only Rangers defensemen who registered more points than him within their first 100 career NHL games are Leetch (99), Zubov (91), and Ruotsalainen (72), and the only defensemen who tallied more assists than Fox within their first 100 career NHL games are Zubov (75) and Leetch (69)

\* Established single-game career-highs with five assists and five points, recorded three power play assists and one shorthanded assist, and logged a team-high 21:55 of ice time on Mar. 25 at PHI; tied the single-game franchise record for assists, and tied single-game franchise records for assists and points by a defenseman

\* Recorded an assist, which was his 35th assist and 40th point of the season, and posted a plus-two rating on Apr. 15 vs. NJD; became the first Rangers defenseman 23 years old or younger to tally at least 35 assists in a season since Zubov in 1993-94, and became the second defenseman in franchise history to tally 40 or more points in each of his first two NHL seasons (Ruotsalainen – 1981-82 and 1982-83)

## 2019-20

\* Registered 42 points (eight goals, 34 assists) and posted a plus-22 rating in 70 games in his rookie season

\* His 42 points were the fifth-most by a Rangers rookie defenseman in one season in franchise history, and his 34 assists were tied for the fourth-most by a Rangers rookie defenseman in one season in franchise history

\* Was one of four players who skated in each of the Rangers' 70 games; was the first rookie who skated in each of the Rangers' games in one season since Stepan in 2010-11, and was also the first Rangers rookie defenseman who skated in each of the team's games in one season since Laidlaw in 1980-81

\* Tied for second among NHL rookie defensemen in goals, ranked third among NHL rookie defensemen in assists and points, and tied for first among NHL rookie defensemen in game-winning goals (four); his four game-winning goals were the most by a Rangers rookie defenseman in one season in franchise history

\* Led NHL rookies in plus/minus rating and takeaways (57), tied for first among NHL rookies in game-winning goals, ranked third in assists, and tied for fourth in points; his plus-22 rating was the third-best by a Rangers rookie in one season since the NHL began to track plus/minus rating in 1959-60 (Vickers – plus-35 in 1972-73; Fairbairn – plus-23 in 1969-70), as well as the best plus/minus rating by a Rangers rookie defenseman in one season since the NHL began to track the statistic

\* Became the third Ranger to either lead NHL rookies or tie for first among NHL rookies in plus/minus rating since 1959-60 (Karpovtsev – tied for first in 1993-94; Hagelin – led NHL rookies outright in 2011-12)

\* His 57 takeaways were the second-most by an NHL rookie defenseman in one season since the NHL began to track takeaways in 2005-06 (John Carlson – 60 takeaways in 2010-11)

\* Recorded 13 more takeaways than any other NHL rookie during the season

\* Tied for 14th in the NHL in takeaways and tied for 16th in the NHL in plus/minus rating

\* Ranked second among NHL defensemen in takeaways and tied for seventh among NHL defensemen in plus/minus rating

\* Led the Rangers in takeaways, ranked second

in plus/minus rating, and tied for fourth in assists

\* Led Rangers defensemen in plus/minus rating and game-winning goals, ranked second in assists and points, and tied for second in goals

The Rangers posted a 22-8-2 record in games which he registered a point, including an 8-0-0 record in games which he tallied a goal

\* Won the Lars-Erik Sjoberg Award as the top rookie in Training Camp

\* Made his NHL/Rangers debut on Oct. 3 vs. WPG

\* Tallied his first career NHL assist/point on Oct. 24 vs. BUF

\* Registered his first career NHL goal and posted a plus-two rating on Oct. 29 vs. TBL

\* Posted a five-game point streak from Nov. 4 vs. OTT to Nov. 12 vs. PIT (two goals, four assists)

\* Recorded two points (one goal, one assist), including his first career NHL game-winning goal, on Nov. 27 vs. CAR

\* Skated in three playoff games

\* Posted a plus-two rating while making his playoff debut in Game 1 of the Qualifying Round at CAR on Aug. 1.

## **COLLEGE CAREER**

### 2018-19

\* Established collegiate career-highs in several categories, including goals (nine), assists (39), points (48), and plus/minus rating (plus-23)

\* Named a finalist for the Hobey Baker Award as the top player in collegiate hockey and was named a First Team All-American

\* Named the 2019 Walter Brown Award winner (best American-born college hockey player in New England), the ECAC Hockey Player of the Year, and the Ivy League Player of the Year; was selected to the ECAC Hockey First Team

\* Led the NCAA in assists and ranked fourth in the NCAA in points

\* Became the first defenseman to lead the NCAA in assists since 2005-06

\* Led the NCAA in assists per game (1.18) and points per game (1.45); was the first NCAA defenseman (min. 10 games played) to lead the nation in points per game since 1974-75

\* Established single-season Harvard records for assists and points by a defenseman.

### 2017-18

\* Named a First Team All-American, named to the ECAC First All-Star Team, and named to the All-Ivy League First Team for the second consecutive season

\* Ranked third among NCAA defensemen in assists per game (0.76) and tied for third among NCAA defensemen in points per game (0.97)

\* Led Harvard in assists (22) and ranked third on the team in points (28). 2016-17: Named a First Team All-American as a freshman

\* Named to the ECAC First All-Star Team and the All-Ivy League First Team, and was named the ECAC Rookie of the Year and the Ivy League Rookie of the Year ...

\* Became the first NCAA defenseman in his U19 season to tally at least 40 points since Brian Leetch ... Led NCAA defensemen in assists (34) and points (40) ... Helped Harvard win the ECAC Championship and was named to the ECAC All-Tournament Team.

## **USDP CAREER**

### 2015-16

\* Tallied 59 points (nine goals, 50 assists) in 64 games with the U.S. National U18 Team). 2014-15: Recorded 27 points (four goals, 23 assists) in 54 games with the U.S. National U17 Team.

## **INTERNATIONAL CAREER**

### 2019

\* Recorded one assist in eight games while representing the United States at the 2019 IIHF World Championship.

### 2018

\* Registered five points (one goal, four assists) while helping the United States earn a bronze medal at the 2018 IIHF World Junior Championship

\* Named one of the Top Three Players on his Team in the tournament.

### 2017

\* Recorded four assists while helping the United States win a gold medal at the 2017 IIHF World Junior Championship.

### 2016

\* Registered nine points (one goal, eight assists) and a plus-15 rating in seven games while helping the United States earn a bronze medal at the 2016 IIHF U18 World Championship

\* Named the Best Defenseman in the tournament and was selected to the Tournament All-Star Team

\* Led all defensemen in the tournament in points (nine) and tied for first among all defensemen in the tournament in assists (eight).

#### 2014

\* Helped the United States earn a silver medal at the 2014 World U17 Hockey Challenge.

#### **CAREER TRANSACTIONS**

\* Selected by Calgary in the third round, 66th overall, of the 2016 NHL Entry Draft.

\* Traded to Carolina by Calgary with Dougie Hamilton and Micheal Ferland for Noah Hanifin and Elias Lindholm, June 23, 2018.

\* Traded to NY Rangers by Carolina for NY Rangers' 2nd-round pick in 2019 NHL Draft and a conditional pick in 2020 NHL Draft, April 30, 2019.



## CAREER STATISTICS

SEASON	TEAM	LEAGUE	REGULAR SEASON					PLAYOFFS				
			GP	G	A	PTS	PIM	GP	G	A	PTS	PIM
2012-13	Long Island Bantam	AYBHL	21	12	27	39	39	-	-	-	-	-
2013-14	Long Island 16U	AYHL 16U	22	14	37	51	38	-	-	-	-	-
2014-15	U.S. National U17 Team	USDP	54	4	23	27	40	-	-	-	-	-
	Team USA	USHL	34	3	14	17	26	-	-	-	-	-
	United States	WHC-17	6	0	2	2	0	-	-	-	-	-
2015-16	U.S. National U18 Team	USDP	64	9	50	59	12	-	-	-	-	-
	Team USA	USHL	25	5	17	22	2	-	-	-	-	-
	United States	WJC-18	7	1	8	9	0	-	-	-	-	-
2016-17	Harvard University	NCAA	35	6	34	40	6	-	-	-	-	-
	United States	WJC	7	0	4	4	2	-	-	-	-	-
2017-18	Harvard University	NCAA	29	6	22	28	12	-	-	-	-	-
	United States	WJC	7	1	4	5	0	-	-	-	-	-
2018-19	Harvard University	NCAA	33	9	39	48	14	-	-	-	-	-
	United States	WC	8	0	1	1	0	-	-	-	-	-
2019-20	RANGERS	NHL	70	8	34	42	32	3	0	0	0	2
2020-21	RANGERS	NHL	55	5	42	47	14	-	-	-	-	-
2021-22	RANGERS	NHL	78	11	63	74	26	20	5	18	23	2
2022-23	RANGERS	NHL	82	12	60	72	34	7	0	8	8	16
2023-24	RANGERS	NHL	72	17	56	73	36	16	0	8	8	8
NHL/NYR TOTALS			357	53	255	308	142	46	5	34	39	28

### STATISTICAL BREAKDOWN

SEASON	PPG	SHG	GWG	+/-	S	S%	TF	F%	H	BS	MIN
2019-20	1	0	4	22	125	6.4	0	0.0	35	92	18:54
2020-21	2	1	1	19	102	4.9	1	0.0	23	102	24:42
2021-22	0	1	2	18	158	7.0	0	0.0	30	128	23:54
2022-23	1	0	5	28	159	7.5	0	0.0	25	125	24:23
2023-24	6	1	5	21	137	12.4	0	0.0	44	123	23:27
TOTALS	10	3	17	108	681	7.8	1	0.0	157	570	23:04

#### RANGERS AWARDS

Rod Gilbert "Mr. Ranger" Award - 2023-24  
 Rangers MVP (as voted by Professional Hockey Writers Association) - 2020-21  
 Steven McDonald Extra Effort Award - 2020-21  
 Lars-Erik Sjoberg Award (Best Rookie of Training Camp) - 2019

#### NHL AWARDS

Norris Trophy - 2020-21  
 NHL First All-Star Team - 2020-21, 2022-23  
 NHL Second All-Star Team - 2023-24

#### NHL FIRSTS

GAME 10/3/19 vs. WPG  
 GOAL 10/29/19 vs. TBL (Vasilevskiy)  
 ASSIST 10/24/19 vs. BUF

#### ALL-STAR GAME SCORING

SEASON	TEAM	G	A
2022-23	Metropolitan Division	0	1

#### RANGERS RECORDS

Most assists in one game - 5 (3/25/21 at Philadelphia); tied with several others  
 Most assists by a defenseman in one game - 5 (3/25/21 at Philadelphia); tied with Brian Leetch  
 Most points by a defenseman in one game - 5 (3/25/21 at Philadelphia); tied with two others  
 Best plus/minus rating by a rookie defenseman - +22 (2019-20)  
 Most game-winning goals by a rookie defenseman - 4 (2019-20)



**BEN  
HARPUR**  
**DEFENSEMAN**

**12**

**HEIGHT: 6'6" - WEIGHT: 235 - SHOOTS: LEFT - BORN: JAN. 12, 1995 - BIRTHPLACE: HAMILTON, ON**

**PROFESSIONAL CAREER**

2023-24

\* Was limited to seven games with the Hartford Wolf Pack, recording one goal and two assists for three points.

2022-23

\* In 42 games with the Rangers, notched one goal and five assists for six points.

\* Made Rangers debut on December 15, 2022.

\* With the Hartford Wolf Pack of the AHL, tallied five points (3G-2A) in 17 games.

2021-22

\* Split his season between the Nashville Predators, and Milwaukee Admirals of the AHL.

\* In 19 games with Nashville, he posted one assist/point. While with the Admirals, Harpur skated in six games.

2020-21

\* Set NHL career-highs in assists/points with the Predators when he had seven.

\* Third among Predators defensemen in hits (44) and eighth in blocked shots (29).

\* Averaged 16:26 of TOI, the sixth-most among team blueliners.

\* Posted his first career multi-point game on April 8 at Detroit (2A)

2018-19

\* Spent the entire season with Ottawa, skating in a career-high 51 games.

2017-18

\* Served as an alternate captain for Belleville Senators of the AHL.

2016-17

\* Made Ottawa's 2017 Stanley Cup Playoff roster that went to Game 7 of the Eastern Conference Final, skating in his first nine career postseason games, collecting two assists.

\* Set AHL career-highs in points with 27 (2G-25A) with Binghamton Senators in 63 games.

**AMATEUR CAREER**

\* Played four seasons in the OHL with Guelph and Barrie from 2011-15.

\* His OHL tenure was highlighted by winning the league title and earning a spot in the 2014 Memorial Cup with Guelph.

**CAREER TRANSACTIONS**

\* Drafted by the Ottawa Senators in the fourth round, 108th overall, of the 2013 NHL Draft.

\* Traded to Toronto by Ottawa with Cody Ceci, Aaron Luchuk and a 3rd-round pick in 2020 NHL Draft for Nikita Zaitsev, Connor Brown and Michael Carcone, July 1, 2019.

\* Traded to Nashville by Toronto for Miikka Salomaki, February 22, 2020.

\* Signed as a free agent by NY Rangers, October 27, 2022.







## CAREER STATISTICS

SEASON	TEAM	LEAGUE	REGULAR SEASON					PLAYOFFS				
			GP	G	A	PTS	PIM	GP	G	A	PTS	PIM
2015-16	Senators	NHL	5	0	1	1	2	-	-	-	-	-
	Binghamton	AHL	47	2	4	6	34	-	-	-	-	-
	Evansville	ECHL	4	0	2	2	2	-	-	-	-	-
2016-17	Senators	NHL	6	0	0	0	0	3	0	1	1	0
	Binghamton Senators	AHL	63	2	25	27	81	5	0	0	0	0
2017-18	Senators	NHL	41	0	1	1	21	-	-	-	-	-
	Belleville Senators "A"	AHL	19	2	9	11	31	10	0	7	7	8
2018-19	Senators	NHL	51	1	4	5	56	-	-	-	-	-
2019-20	Toronto	AHL	34	1	10	11	22	7	0	0	0	0
	Milwaukee	AHL	7	0	1	1	20	1	0	0	0	0
2020-21	Predators	NHL	34	0	7	7	17	-	-	-	-	-
2021-22	Predators	NHL	19	0	1	1	27	-	-	-	-	-
	Milwaukee	AHL	6	0	0	0	5	-	-	-	-	-
2022-23	RANGERS	NHL	42	1	5	6	20	-	-	-	-	-
	Hartford	AHL	17	3	2	5	24	-	-	-	-	-
2023-24	Hartford	AHL	7	1	2	3	2	-	-	-	-	-
<b>NHL TOTALS</b>			<b>198</b>	<b>2</b>	<b>19</b>	<b>21</b>	<b>143</b>	<b>14</b>	<b>0</b>	<b>3</b>	<b>3</b>	<b>6</b>
<b>RANGERS TOTALS</b>			<b>42</b>	<b>1</b>	<b>5</b>	<b>6</b>	<b>20</b>	<b>-</b>	<b>-</b>	<b>-</b>	<b>-</b>	<b>-</b>

## STATISTICAL BREAKDOWN

SEASON	PPG	SHG	GWG	+/-	S	S%	TF	F%	H	BS	MIN
2015-16	0	0	0	2	33	0.0	0	0.0	9	7	13:40
2016-17	0	0	0	0	34	2.9	0	0.0	5	3	17:48
2017-18	0	0	0	-13	50	2.0	0	0.0	71	35	14:53
2018-19	0	0	0	-21	26	0.0	0	0.0	89	69	17:37
2020-21	0	0	0	-10	13	0.0	0	0.0	44	29	16:26
2021-22	0	0	0	1	3	0.0	0	0.0	36	21	13:44
2022-23	0	0	0	-1	3	0.0	0	0.0	63	57	14:04
<b>TOTALS</b>	<b>0</b>	<b>0</b>	<b>0</b>	<b>-42</b>	<b>162</b>	<b>1.2</b>	<b>0</b>	<b>0.0</b>	<b>317</b>	<b>221</b>	<b>15:38</b>

### NHL FIRSTS

GAME	3/31/16 at MIN
GOAL	12/1/18 vs. SJS (M. Jones)
ASSIST	4/5/16 vs. PIT



# ZAC JONES

## DEFENSEMAN

6

HEIGHT: 5'11" - WEIGHT: 190 - SHOOTS: LEFT - BORN: OCT. 18, 2000 - BIRTHPLACE: RICHMOND, VA

### PROFESSIONAL CAREER

#### 2023-24

\* Notched career-highs across the board in GP (31), goals (2), assists (7) and points (9).

\* Scored first goal of season and recorded third career multi-point game on Jan. 27 at OTT.

\* Recorded first point (A) of season on Nov. 7 vs. DET.

#### 2022-23

\* Split his 2022-23 season between the Rangers and Hartford.

\* At the AHL level, recorded 31 points (8G-23A) in 54 games and a plus-16 rating.

\* Among Wolf Pack defensemen, he ranked first in goals and second in assists and points.

In the Calder Cup Playoffs, added six points (2G-4A) in nine games, leading team defensemen in assists and points.

\* With New York, he posted one goal and one assist for two points in 16 games, his goal being a game-winning tally.

#### 2021-22

\* Split his season between the Rangers and Hartford Wolf Pack

\* Played in 12 games for the NHL club, recording two assists

\* Notched 35 points (9G-26A) in 52 games with Hartford in 2021-22, the fifth most points on the team

\* Ranked second on the Wolf Pack in assists with 26.

#### 2020-21

\* Registered four assists/points in 10 games with the Rangers

\* Recorded three shots on goal and was credited with two blocked shots while making his NHL/

Rangers debut on Apr. 22 vs. PHI; became the sixth player born in Virginia to play in an NHL game in league history (Chris Bala, Scott Darling, Scott Lachance, James Walsh, Eric Weinrich)

\* Became the 60th player to wear jersey No. 6 in a regular season or playoff game with the Rangers in franchise history

\* Was credited with three hits and posted a plus-one rating on Apr. 23 vs. PHI

\* Registered a power play assist, which was his first career NHL assist/point, on Apr. 25 vs. BUF

### COLLEGE CAREER

#### 2020-21

\* Registered 24 points (nine goals, 15 assists) and a plus-17 rating in 29 games in his sophomore season with UMass

\* Helped UMass win the National Championship

\* Named to the NCAA (East) Second All-American Team, the Hockey East Second All-Star Team, and the Frozen Four All-Tournament Team

\* Also helped UMass win the Hockey East Championship

\* Ranked second among NCAA defensemen in goals, ranked third among NCAA defensemen in points, tied for third among NCAA defensemen in shots on goal (84), and tied for eighth among NCAA defensemen in assists

\* Among NCAA defensemen who were either a freshman or sophomore: ranked first in points and shots on goal, ranked second in goals, and tied for third in assists

\* Ranked second on UMass in shots on goal, ranked third in assists, tied for third in points, and tied for fourth in goals

\* Tallied 21 points over the final 22 games of the season

\* Posted a collegiate career-high eight-game



point streak from Dec. 20 vs. Vermont to Jan. 18 at Boston University (three goals, nine assists)

\* Registered three assists in the NCAA East Regional Semifinals against Lake Superior State on Mar. 26

\* Tallied a goal in the NCAA Frozen Four Semifinals against Minnesota Duluth on Apr. 8. 2019-20: Tallied 23 points (three goals, 20 assists) and posted a plus-12 rating in 32 games in his freshman season with UMass

\* Named to the Hockey East All-Rookie Team

\* Led NCAA freshmen defensemen in assists and shots on goal (89), ranked second among NCAA freshmen defensemen in points per game (0.72), and ranked third among NCAA freshmen defensemen in points

\* Led UMass in assists, ranked third in points, and ranked fourth in shots on goal; led team defensemen in points.

#### **USHL CAREER**

##### 2018-19

\* Registered 52 points (seven goals, 45 assists) and a plus-38 rating in 56 games with Tri-City

\* Named the USHL Rookie of the Year and was selected to the USHL All-Rookie Team

\* Named to the USHL Second All-Star Team

\* Led the USHL in power play assists (25)

\* Ranked fourth in the USHL - and led USHL defensemen - in assists

\* Ranked fourth in the USHL in plus/minus rating

#### **INTERNATIONAL CAREER**

##### 2021

\* Tallied three assists and posted a plus-five rating in 10 games while helping the United States earn a bronze medal at the 2021 IIHF World Championship

\* Selected as one of the Top Three Players on his Team in the tournament

\* Led Team USA in average ice time in the tournament (19:55).

##### 2020

\* Registered two points (one goal, one assist) in five games while representing the United States at the 2020 IIHF World Junior Championship.

##### 2018

\* Recorded four points (one goal, three assists) in six games while helping the United States win a gold medal at the 2018 World Junior A Challenge.

#### **CAREER TRANSACTIONS**

\* Selected by the Rangers in the third round, 68th overall, of the 2019 NHL Entry Draft.

## CAREER STATISTICS

SEASON	TEAM	LEAGUE	REGULAR SEASON					PLAYOFFS				
			GP	G	A	PTS	PIM	GP	G	A	PTS	PIM
2014-15	Richmond 16U	EJEPL 16U	19	5	23	28	4	3	1	1	2	0
2015-16	Selects Academy 16U	USPHL 16U	22	1	5	6	4	3	0	1	1	2
2016-17	Selects Academy 16U	USPHL 16U	6	0	3	3	2	4	2	4	6	4
2017-18	Selects Academy 18U	18U AAA	54	8	37	45	28	-	-	-	-	-
	Selects Academy 18U	USPHL 18U	7	2	7	9	2	4	1	1	2	2
2018-19	Tri-City	USHL	56	7	45	52	38	6	0	5	5	2
2019-20	UMass	NCAA	32	3	20	23	24	-	-	-	-	-
	United States	WJC	5	1	1	2	0	-	-	-	-	-
2020-21	UMass	NCAA	29	9	15	24	8	-	-	-	-	-
	RANGERS	NHL	10	0	4	4	2	-	-	-	-	-
	United States	WC	10	0	3	3	4	-	-	-	-	-
2021-22	RANGERS	NHL	12	0	2	2	0	-	-	-	-	-
	Hartford	AHL	52	9	26	35	25	-	-	-	-	-
2022-23	RANGERS	NHL	16	1	1	2	4	-	-	-	-	-
	Hartford	AHL	54	8	23	31	34	9	2	4	6	8
2023-24	RANGERS	NHL	31	2	7	9	8	-	-	-	-	-
<b>NHL/NYR TOTALS</b>			<b>69</b>	<b>3</b>	<b>14</b>	<b>17</b>	<b>14</b>	<b>-</b>	<b>-</b>	<b>-</b>	<b>-</b>	<b>-</b>

### STATISTICAL BREAKDOWN

SEASON	PPG	SHG	GWG	+/-	S	S%	TF	F%	H	BS	MIN
2020-21	0	0	0	-2	12	0.0	0	0	8	8	14:59
2021-22	0	0	1	-2	15	6.7	0	0	4	13	15:37
2022-23	0	0	0	-7	8	0.0	0	0	5	16	15:10
2023-24	0	0	1	1	42	4.8	0	0	22	23	14:38
<b>TOTALS</b>	<b>0</b>	<b>0</b>	<b>2</b>	<b>-40</b>	<b>77</b>	<b>3.9</b>	<b>0</b>	<b>0</b>	<b>39</b>	<b>60</b>	<b>15:00</b>

### NHL FIRSTS

GAME	4/22/21 vs. PHI
GOAL	10/29/22 at DAL (Wedgewood)
ASSIST	4/25/21 vs. BUF





# KAAPO KAKKO

## RIGHT WING

24

HEIGHT: 6'2" - WEIGHT: 215 - SHOOTS: LEFT - BORN: FEB. 13, 2001 - BIRTHPLACE: TURKU, FIN

### PROFESSIONAL CAREER

#### 2023-24

\* Recorded 13 goals and six assists for 19 points in 61 games during the regular season. His 13 goals were the second most of his career (18 in 2022-23).

\* Played in 300th career NHL game on Apr. 15 vs. OTT

\* Had a point streak of five games (3G-2A) from Mar. 26-Apr. 3.

\* Recorded his 100th career point on Oct. 21 at SEA.

#### 2022-23

\* Collected career-highs in goals (18), assists (22), points (40) and plus/minus (+12).

\* Ranked tied for fourth on the team with 18 even-strength goals.

\* One of eight Rangers with 40 or more points on the season and one of six forwards.

\* One of seven Blueshirts to play in all 82 games.

#### 2021-22

\* Tallied 18 points (7G-11A) in 43 games during his third season with the Rangers

\* Had points in a career-long five straight games (3G-3A) from Nov. 14-24

\* Established a plus/minus rating of nine, setting a career high

\* Returned to the lineup after missing the 31 games on Apr. 9 vs. OTT, skating 13:01 minutes

\* Registered his sixth-career multi-goal game and second of the season on Apr. 13 at PHI. Only six players had posted more with the Rangers before age 22: Don Murdoch (11), Wayne Dillon (8), Niklas Sundstrom (7), Tony Amonte (7), Tomas Sandstrom (7) and Steve Vickers (7)

\* Recorded five points (2G-3A) in 19 playoff games

\* In G3 of First Round, opened the scoring for New York with his first career playoff goal/point.

#### 2020-21

\* Registered 17 points (nine goals, eight assists) and a plus-three rating in 48 games with the Rangers

\* Tied for sixth among NHL players 20 years old or younger in goals

\* Was one of seven NHL players who recorded at least 30 takeaways and 15 or fewer giveaways

\* Tied for 14th in the NHL (min. 20 games played) in takeaways per 60 minutes of ice time (2.70)

\* Led the Rangers (min. 10 games played) in SAT% (54.3%), ranked fourth in takeaways (31), and ranked fifth in individual shot attempts per 60 minutes of ice time at 5-on-5 (12.08)

\* The Rangers posted a 10-2-2 record in games which he tallied a point, including a 5-1-1 record in games which he notched a goal

\* Tied for the team-high with three shots on goal and was credited with two takeaways in 18:28 of ice time on Feb. 12 vs. BOS; played in his final game as a teenager – skated in 78 games as a teenager, which was the fourth-most by a teenager with the Rangers in franchise history (Malhotra – 100; Chytil – 84; Del Zotto – 80), and his 12 career goals as a teenager were tied for the third-most by a teenager in Rangers history (Allison – 24; Kovalev – 15; Chytil – 12; Lafrenière – 12)

\* Recorded an assist and posted a plus-one rating while skating in his 100th career NHL game (and 100th game as a Ranger) on Apr. 11 at NYI; became the eighth player in franchise history to play all of his first 100 career NHL games prior to turning 21 years old Greschner, Allison, Mallette, Kovalev, Malhotra, Del Zotto, Chytil)

#### 2019-20

\* Recorded 23 points (10 goals, 13 assists) in 66 games in his rookie season in the NHL



\* Registered eight goals and 19 points while he was 18 years old; the 19 points were the most by an 18-year-old in Rangers history and the eight goals were tied for the most by an 18-year-old in franchise history (tied with Manny Malhotra)

\* Was one of five players who skated in at least one NHL game as an 18-year-old during the season; his eight goals were the most by an 18-year-old in the NHL and his 19 points were the second-most by an 18-year-old

\* His 10 goals were the second-most by an NHL teenager (only trailed Andrei Svechnikov), and his 23 points were tied for the third-most by a teenager in the league (only trailed Svechnikov and Rasmus Dahlin)

\* Ranked fourth among NHL rookies in power play assists (11), tied for fifth in power play points (13), tied for sixth in takeaways (35), tied for seventh in goals, and tied for 11th in points

\* Made his NHL/Rangers debut on Oct. 3 vs. WPG; became the 13th-youngest player (and 10th-youngest skater) to appear in a game with the Rangers in franchise history and the first player born in the year 2000 or later to appear in a game with the Rangers in franchise history

\* Tallied his first career NHL goal/point on Oct. 12 vs. EDM; became the eighth player to tally a goal with the Rangers at 18 years old or younger in franchise history (Manny Malhotra, Don Raleigh, Filip Chytil, Red Garrett, Mark Morrison, Joe Bell, and Billy Warwick) and the ninth player to tally a point with the Rangers at 18 years old or younger in franchise history (Manny Malhotra, Don Raleigh, Filip Chytil, Red Garrett, Mark Morrison, Joe Bell, Billy Warwick, and Dave Maloney)

\* Recorded his first career NHL assist on Oct. 22 vs. ARI

\* Tallied two points (one goal, one assist) on Nov. 4 vs. OTT; became the third 18-year-old to post a multi-point game in Rangers history (Joe Bell – once in 1942-43; Malhotra – twice in 1998-99)

\* Registered two goals, including the game-winning goal in overtime, on Nov. 12 vs. PIT; became the first 18-year-old to post a multi-goal game in Rangers history and the youngest player to record an overtime goal in franchise history

\* Skated in three playoff games

\* Led all skaters with five shots on goal while making his playoff debut in Game 1 of the Qualifying Round at CAR on Aug. 1; became the youngest player to skate in a playoff game with

the Rangers in franchise history (19 years and 170 days old) and became the third teenager to skate in a playoff game with the Blueshirts in franchise history (Jackie McLeod and Steven Rice).

## **EUROPEAN CAREER**

### 2018-19

\* Registered 38 points (22 goals, 16 assists) in 45 games with TPS in his rookie season in Liiga

\* His 22 goals were the most any U18 player has registered in one season in the history of Finland's top league; broke the previous record of 21, which was set by Aleksander Barkov in 2012-13

\* His 38 points were the third-most in one season by a U18 player in the history of Finland's top league, trailing only Barkov (48 in 2012-13) and Mikael Granlund (40 in 2009-10)

\* Named Liiga Rookie of the Year

\* Tied for sixth in Liiga (and led all rookies) in goals

\* Registered five points (four goals, one assist) in five games with TPS in the playoffs; his four goals during the Playoffs were tied for the second-most by a U18 player in one year in the history of Liiga (Patrik Laine – 10 in 2016)

\* Recorded two goals in five games with TPS in the Champions Hockey League (CHL).

### 2017-18

\* Tallied 55 points (25 goals, 30 assists) and posted a plus-13 rating in 38 games with TPS' U20 team in Nuorten SM-liiga

\* Received the Yrjo Hakala Award as the Nuorten SM-liiga Rookie of the Year

\* Ranked fifth in the league in points and tied for fifth in the league in goals

\* Tallied one assist in six games in Liiga

\* Was one of only three U17 players who skated in at least one game in Liiga during the season; was the only U17 player who tallied a point in Liiga during the season

\* Registered 11 points (seven goals, four assists) in six regular season games and nine points (four goals, five assists) in five playoff games with TPS' U18 team in B-nuorten SM-sarja.

### 2016-17

\* Tallied 41 points (24 goals, 17 assists) in 35 games with TPS' U18 team in B-nuorten SM-sarja

\* Received the Heino Pulli Award as the B-nuorten SM-sarja Rookie of the Year

\* Ranked sixth in the league – and led his team – in goals

\* Tallied seven goals/points in five playoff games; led the league in goals and tied for second in the league in points in the playoffs

\* Registered three points (two goals, one assist) in two playoff games with TPS' U16 team to help the team earn a bronze medal in C-nuorten SM-sarja

\* Registered four assists/points in seven games with TPS' U20 team in Nuorten SM-liiga. 2015-16: Recorded 26 points (14 goals, 12 assists) in 25 games with TPS' U16 team in C-nuorten SM-sarja

\* Tallied 10 points (three goals, seven assists) in eight qualification games with TPS' U16 team

\* Notched three assists in four playoff games with TPS' U16 team.

## **INTERNATIONAL CAREER**

### 2019

\* Registered seven points (six goals, one assist) and a plus-10 rating in 10 games while helping Finland win a gold medal at the 2019 IIHF World Championship

\* Became the first player in hockey history to win a gold medal at the IIHF World Championship in his U18 season and became the youngest player in hockey history to win a gold medal at the IIHF U18 World Championship, the IIHF World Junior Championship, and the IIHF World Championship (18 years, 102 days old; Connor McDavid was previously the youngest player to

win a gold medal in all three tournaments – 19 years, 130 days old)

\* His six goals in the tournament were tied for the second-most by a player in his U18 season in one IIHF World Championship in the tournament's history (Patrik Laine registered seven goals at the 2016 IIHF World Championship); his seven points were the second-most by a U18 player in one IIHF World Championship

\* Became the fourth 18-year-old since 1947 who tallied at least six goals in one IIHF World Championship tournament (Sidney Crosby, Laine, and Auston Matthews)

\* Was named one of the Top Three Players on his Team in the tournament

\* Tallied five points (two goals, three assists) in seven games while helping Finland win a gold medal at the 2019 IIHF World Junior Championship

\* Recorded the game-winning goal with 1:26 remaining in the third period in the Gold Medal Game against the United States.

### 2018

\* Notched 10 points (four goals, six assists) in seven games while helping Finland win a gold medal at the 2018 IIHF U18 World Championship

\* Was named one of the Top Three Players on his Team in the tournament.

## **CAREER TRANSACTIONS**

\* Selected by the Rangers in the first round, second overall, of the 2019 NHL Entry Draft.

## CAREER STATISTICS

SEASON	TEAM	LEAGUE	REGULAR SEASON					PLAYOFFS				
			GP	G	A	PTS	PIM	GP	G	A	PTS	PIM
2015-16	TPS U16	Jr. C SM-sarja	25	14	12	26	2	4	0	3	3	0
	TPS U16	Jr. C SM-sarja Q	8	3	7	10	2	-	-	-	-	-
2016-17	TPS U20	Jr. A SM-liiga	7	0	4	4	0	3	0	1	1	0
	TPS U18	Jr. B SM-sarja	35	24	17	41	8	5	7	0	7	2
	TPS U16	Jr. C SM-sarja	-	-	-	-	-	2	2	1	3	2
2017-18	TPS	Liiga	6	0	1	1	0	-	-	-	-	-
	TPS U20	Jr. A SM-liiga	38	25	30	55	16	-	-	-	-	-
	TPS U18	Jr. B SM-sarja	6	7	4	11	4	5	4	5	9	-
	Finland	WJC-18	7	4	6	10	2	-	-	-	-	-
2018-19	TPS	Liiga	45	22	16	38	10	5	4	1	5	6
	Finland	WC	10	6	1	7	0	-	-	-	-	-
	Finland	WJC	7	2	3	5	0	-	-	-	-	-
2019-20	RANGERS	NHL	66	10	13	23	14	3	0	0	0	0
2020-21	RANGERS	NHL	48	9	8	17	10	-	-	-	-	-
2021-22	RANGERS	NHL	43	7	11	18	10	19	2	3	5	2
2022-23	RANGERS	NHL	82	18	22	40	8	7	1	1	2	0
2023-24	RANGERS	NHL	61	13	6	19	24	15	1	1	2	0
<b>NHL/NYR TOTALS</b>			<b>300</b>	<b>57</b>	<b>60</b>	<b>117</b>	<b>66</b>	<b>44</b>	<b>4</b>	<b>5</b>	<b>9</b>	<b>2</b>

## STATISTICAL BREAKDOWN

SEASON	PPG	SHG	GWG	+/-	S	S%	TF	F%	H	BS	MIN
2019-20	2	0	3	-26	109	9.2	6	33.3	20	11	14:17
2020-21	2	0	0	3	81	11.1	7	42.9	14	16	14:21
2021-22	1	0	2	9	62	11.3	7	14.3	8	15	15:27
2022-23	0	0	2	12	125	14.4	4	25.0	26	27	15:18
2023-24	1	0	2	6	91	14.3	23	56.5	26	18	13:17
<b>TOTALS</b>	<b>6</b>	<b>0</b>	<b>9</b>	<b>4</b>	<b>468</b>	<b>12.2</b>	<b>47</b>	<b>42.6</b>	<b>94</b>	<b>87</b>	<b>14:32</b>

## NHL FIRSTS

GAME	10/3/19 vs. WPG
GOAL	10/12/19 vs. EDM (Smith)
ASSIST	10/22/19 vs. ARI

## HOCKEY RECORDS

Youngest player in hockey history to win a gold medal at the U18 World Championship, World Junior Championship, and World Championship (18 years, 102 days old)

## RANGERS RECORDS

Most career points by a Rangers player at 18 years old - 19

Most career goals by a Rangers player at 18 years old - 8 (tied with Manny Malhotra)

Youngest player to post a multi-goal game with the Rangers - 18 years, 272 days old (11/12/19 vs. Pittsburgh)

Youngest player to skate in a playoff game with the Rangers - 19 years, 170 days old





# CHRIS KREIDER

## LEFT WING

20

HEIGHT: 6'3" - WEIGHT: 230 - SHOOTS: LEFT - BORN: APR. 30, 1991 - BIRTHPLACE: BOXFORD, MA

### PROFESSIONAL CAREER

#### 2023-24

\* Played in all 82 games for the first time in his career, tallying 39 goals and 36 assists for 75 points and a plus-19 rating.

\* Scored second most goals of his career, notched second most points, and set career high in assists.

\* On Mar. 30 in Arizona, he scored his 300th career goal, becoming the third player in franchise history to reach the feat (Rod Gilbert - 406, Jean Ratelle - 336).

\* Surpassed Rod Gilbert (108) for the second most power play goals in franchise history.

\* Played in his 800th career game on Mar. 16, becoming the 10th skater in franchise history to reach the number

\* Surpassed Adam Graves for the third most goals in Rangers history (281)

\* Surpassed Adam Graves for the 10th most points in team history (508)

\* Surpassed Camille Henry for the fourth most road goals in franchise history (137)

\* Recorded his 166th career goal at MSG (regular season and playoffs) to surpass Rod Gilbert for the most in the building's history.

\* Notched his ninth 20-goal campaign in his career. Only two players in franchise history have recorded as many: Rod Gilbert (12x) and Jean Ratelle (9x).

#### 2022-23

\* Tallied 36 goals and 18 assists for 54 points in 79 games and a plus-21 rating.

\* Ranked second on the team in goals and first in even-strength goals (24).

\* The third Rangers skater in the past 25 years to post consecutive 30-goal campaigns, joining Mika Zibanejad (2 from 2018-19 - 2019-20) and Jaromir

Jagr (2 from 2005-06 - 2006-07).

\* Surpassed Vic Hadfield for 5th most goals in NYR history (263) on Apr. 5 vs. TBL.

\* Became Rangers franchise leading American-born goal scorer (241) on Dec. 3 vs. CHI.

\* Became the Rangers all-time leader in playoff goals with his 35th and surpassed Adam Graves for the most power play goals in Rangers playoff history (14).

#### 2021-22

\* Set franchise records in power play goals (26) and game-winning goals (11), while also tying Adam Graves (1993-94) for the second most goals in franchise history with 52

\* Selected to 2021-22 All-Star Game, became the first Rangers forward to play in consecutive All-Star Games since Wayne Gretzky (1996-97 - 1998-99)

\* Finished the season with a combined 62 goals in the playoffs and regular season, tied with Adam Graves (1993-94) for the most in franchise history

\* Was named winner of the 2021-22 Steven McDonald Extra Effort Award, presented by Northwell Health and the first annual Rod Gilbert "Mr. Ranger" Award, given to the Rangers player "who best honors Rod's legacy by exemplifying leadership qualities both on and off the ice, and making a significant humanitarian contribution to his community."

\* Rangers' Masterton Trophy nominee for 2021-22

\* His season marked the 17th time in NHL history that a player has recorded 52+ goals and 26+ power play goals in a season, the most recent before Kreider was Ilya Kovalchuk in 2005-06 with Atlanta.

\* Became the only player in NHL history to record 50+ goals, 25+ power play goals, three+ shorthanded goals and 10+ game winning goals in the same season



\* The fourth skater in league history to tally 52+ goals, 26+ power play goals and 11+ game-winning goals (Phil Esposito, Brett Hull, Alexander Mogilny)

\* Climbed franchise ranks as well, his 229 career goals being the 10th most in team history and his 84 career power play goals the fifth most in team history

\* Scored 26 of the Rangers' 55 power play goals for a 47.3 percent clip, ranking first in both Rangers and NHL history for scoring the highest percentage of his team's single-season power-play goals

\* Scored the Rangers' first goal of 2021-22 on Oct. 13 at WSH, tying Andy Bathgate for the 12th most PPG's in franchise history

\* Surpassed Petr Nedved (351) for the 27th most points in franchise history on Oct. 14 vs. DAL

\* Scored in third-straight game on Oct. 16 at MTL, the first Ranger since Mika Zibanejad in 2017 to start the season with goals in each of the first three games

\* Notched his 350th career point on Oct. 23 at OTT. Became the 28th player to record 350 points with the Rangers, 22nd player to record their first 350 career points in a Rangers uniform, 16th Massachusetts-born skater to notch 350 points, and the 10th player from the first round of the 2009 draft with 350 points

\* On Oct. 29 vs. CBJ, passed Petr Nedved (351) for the 27th most points in franchise history

\* His seven goals through nine games were the most to start a season for a Ranger since Rick Nash scored nine goals in the first nine games of 2014-15

\* Became the first Ranger and fifth player in the NHL to reach 10 goals with his tally on Nov. 13 at CBJ

\* Registered the shootout winner as the 14th shooter of the night against NJD on Nov. 14. It was his first shootout goal of his career (was 0-1 previously)

\* First Rangers player with 15 or more goals prior to his 20th game in a season since Marian Gaborik in 2009-10 (15G-12A in 19 GP)

\* Was one of three players in team history to score 10 or more power-play goals in the first 24 games of a season, joining Jaromir Jagr (2005-06 - 11) and Marcel Dionne (1987-88 - 12) ... On Dec. 12 vs. NSH, played in his 600th career NHL game,

becoming the 22nd skater in franchise history to play in 600 games with the team

\* Surpassed Don Maloney (195) for the 12th most goals in Rangers history with his 19th tally of the season on Dec. 29 at FLA

\* Tied Brad Park for the 19th most points in franchise history (378) on Jan. 6 at VGK

\* Scored his 200th career goal on Jan. 13 at SJS.

\* Since making his debut in 2012-13, at the time of his goal, Kreider along with Alex Ovechkin and Evander Kane were the only active players with 200+ goals and 1,200+ hits

\* Scored his first career shorthanded goal/point on Jan. 13 at SJS, becoming the 95th player among NHL players who made their debut after 1933-34 to play in 610-plus games before recording his first shorthanded point or finishing their career without one.

\* Was one of 80 players to score 198-plus goals before scoring their first shorthanded goal or finishing their career without one

\* Set his career-high in goals (29) behind his fifth-career hat trick (first since March 4, 2021 at New Jersey) on Jan. 22 vs. ARI

\* Scored his 30th goal of the season on Jan. 24 vs. LAK and became the fourth different player in franchise history to score 30 goals in 43 or fewer games in a season, joining Rod Gilbert (42 GP in 1971-72), Bill Cook (42 GP in 1930-31 & 1926-27) and Don Murdoch (43 GP in 1976-77). He became the third player in Rangers history to be the NHL's first skater to reach the 30-goal mark (tied or outright), joining Lynn Patrick (1941-42) and Bill Cook (1926-27 & 1930-31). Since 1967-68, was the 14th player to record his first 30-goal campaign in his 10th NHL season or later

\* Scored 12 goals in January and became the third Rangers player in the past 25 years to record 12-plus goals in a single month, joining Jaromir Jagr (12 in Oct. 2005 & March 2006) and Petr Prucha (12 in Dec. 2005)

\* His 34 goals were the most by a Ranger through 51 games since Mark Messier and Pat Verbeek during the 1995-96 season

\* Collected his 400th career point (216G-184A) on Mar. 15 vs. ANA

\* On Mar. 17 vs. NYI, scored 40th goal of his season, tying Mark Messier and Vic Hadfield (both w/ 61 GP) for the sixth-fewest games needed in

franchise history to reach 40 goals in a season. Overall, it was the 25th time in team history a skater has scored 40 or more goals in a season and the first since Mika Zibanejad in 2019-20 (41G)

\* Tied Jaromir Jagr (2005-06) for the most power play goals (24) in a single season in franchise history on Mar. 30 at DET

\* Scored his 25th power play goal of the season, setting the franchise record for the most PPG's in a season on Apr. 5 at NJD. His stood up as the game-winning goal, his franchise record setting 10th of the season

\* On Apr. 12 vs. CAR, became the fourth player in Rangers history to score 50 goals in a single season, joining Jaromir Jagr (54G - 2005-06), Adam Graves (52G - 1993-94) and Vic Hadfield (50G - 1971-72). Eighth player in NHL history to hit the 50-goal milestone for the first time in his 10th season or later and first since Dave Andreychuk (11 seasons) in 1992-93. Fourth skater in league history to score 50 goals for the first time at 30 years or older (beginning of season), joining Joe Mullen, Vic Hadfield and Johnny Bucyk. Kreider was the 15th player in NHL history to record 50+ goals and 25+ power play goals in a season and first since Alex Ovechkin notched the feat in 2014-15

\* In G1 of the First Round, scored his first career playoff shorthanded goal a part of his seventh career multi-point playoff game (1G-1A)

\* Surpassed Brian Leetch for the eighth most playoff games played by a Ranger (83) in G3 of the First Round

\* His goal in G6 in the First Round with 1:28 remaining in regulation was the second-latest go-ahead goal in Rangers playoff history behind Cam Connor (58:51), who tallied his in Game 3 of the 1982 Division Semifinals

\* Scored two goals in G7 of the Second Round, becoming the fourth Rangers skater to record a multi-goal game in a Game 7, with the other three all coming in the 1992 Division Semifinals against New Jersey: Adam Graves (2), Mark Messier (2) and Darren Turcotte (2). With the win, Kreider improved to 7-1 in Game 7s - only six players in NHL history have more Game 7 wins: Glenn Anderson (8), Ray Bourque (8), Brad Richards (8), Justin Williams (8), Ryan McDonagh (8) and Carl Hagelin (8)

\* Scored his 10th goal of the playoffs and 34th career playoff goal, tying Rod Gilbert for the most in franchise history, in G3 of the ECF. His goal was his 12th career power-play goal in the Stanley Cup Playoffs, tying Brian Leetch for the second most

in Rangers history, behind only Adam Graves (13)

\* In G6 of the ECF, played in his 100th career playoff game, joining Marc Staal (107 GP) and Dan Girardi (122 GP) as the only skaters to hit the mark with the Rangers.

#### 2020-21

\* Registered 30 points (20 goals, 10 assists) in 50 games with the Rangers ... Established career-highs in goals per game (0.40) and power play goals (11)

\* Ranked fourth in the NHL in power play goals

\* Was the only NHL player who recorded at least 20 goals and 100 hits

\* Led the Rangers in power-play goals and hits (115), tied for second in goals and game-winning goals (four), tied for fifth in shots on goal (102), and ranked sixth in points

\* Tied for the team-high with four hits while making his season debut in the Rangers' season opener on Jan. 14 vs. NYI; became the first Rangers forward to play at least one regular season or playoff game in 10 different seasons with the team since Messier (1991-92 - 1996-97; 2000-01 - 2003-04) and first Rangers forward to play at least one regular season or playoff game in 10 consecutive seasons with the team since Graves (1991-92 - 2000-01)

\* Tallied a goal, led the Rangers with five shots on goal, and tied for the game-high (and led the Rangers) with four hits on Jan. 30 vs. PIT; registered his 319th career point with the Rangers, passing Pavelich for the third-most points by an American-born player with the Rangers in franchise history

\* Recorded a power play goal, which was the game-winning goal, on Feb. 1 vs. PIT; registered his 161st career goal with the Rangers, passing Dillon for the second-most goals by an American-born player with the Blueshirts in franchise history (the only American-born Ranger who has registered more goals with the team is Leetch)

\* Posted a three-game goal/point streak from Feb. 20 at WSH to Feb. 26 vs. BOS (five goals, one assist over the span)

\* Tallied a power play goal, which was the first goal of the game, and posted a plus-one rating on Feb. 20 at WSH; registered the 50th power play goal of his NHL career (and his 50th career power play goal with the Rangers), becoming the 17th player in franchise history to record at least

50 career power play goals, and tied James Patrick and Don Maloney for 15th place on the franchise's all-time power play goals list

#### 2019-20

\* Registered 45 points (24 goals, 21 assists) and a plus-13 rating in 63 games

\* Tied career-highs in points per game (0.71) and game-winning goals (five)

\* Was one of three NHL players who registered at least 24 goals and 110 hits prior to suffering an injury on Feb. 28 (Ovechkin and Pageau)

\* Was tied for the team lead in game-winning goals, ranked second in power play goals (nine), ranked third in goals (24) and hits (116), and ranked fifth in points (45) at the time of his injury on Feb. 28

\* Represented the Rangers at the 2020 NHL All-Star Game; played in the NHL All-Star Game for the first time in his career and became the 74th different player to skate in the NHL All-Star Game as a member of the Rangers in franchise history

\* Registered two points (one goal, one assist), including his 300th career NHL point, on Jan. 9 vs. NJD

\* Tallied two points (one goal, one assist) in three playoff games

\* Recorded the first goal of the game, which was 12 seconds into the second period, and tied for the game-high with six shots on goal in Game 3 of the Qualifying Round vs. CAR on Aug. 4; his goal 12 seconds into the second period was the fastest goal from the start of a period in a playoff game in franchise history

\* Recorded his 24th career playoff goal with the Rangers in Game 3, tying Vickers for sixth place on the franchise's all-time playoff goals list

#### 2018-19

\* Established career-highs in average ice time (17:24) and shots on goal (201), and tied his career-high in goals (28); was one assist and one point shy of tying his career-high in both categories

\* Was one of three NHL players who registered at least 28 goals and 150 hits (Ovechkin, E. Kane); since the NHL began to track real-time stats in 1997-98, is one of three Rangers who recorded at least 28 goals and 150 hits in the same season (Graves - 1998-99; Callahan - 2011-12)

\* Tied for third in the NHL in goals on tipped shots (eight)

\* Led the Rangers in even strength goals (21), ranked second in goals, points (52), shots on goal, plus/minus rating (plus-four), and hits (159), and was tied for second in power play goals (seven)

\* Named an alternate captain at the start of the season

\* Skated in his 400th career NHL game (as well as his 400th career game as a Ranger) on Nov. 15 at NYI

\* Tallied a goal on Mar. 29 vs. STL; registered his 50th point of the season, marking the second time he reached the 50-point plateau in his career

#### 2017-18

\* Ranked second on the Rangers in power play goals (seven), tied for fourth in power play points (12), ranked sixth in points (37), and tied for sixth in goals (16) and assists (21)

\* The Rangers posted a 17-8-3 record in games which he registered a point, including an 11-3-0 record in games which he tallied a goal

\* Was named the Rangers' nominee for the Bill Masterton Trophy, which is awarded annually to the NHL player who "best exemplifies the qualities of perseverance, sportsmanship and dedication to hockey"

\* At the time of his injury on Dec. 27, he led the Rangers in hits (75), was tied for the team lead in power play goals (five), ranked second in shots on goal (91), was tied for second in goals (11), and was tied for fourth in points (22)

\* Recorded his 100th career NHL assist, which was an assist on the game-winning goal, on Dec. 5 at PIT

\* Tallied an assist, which was his 200th career NHL point, and posted a plus-one rating on Dec. 13 at OTT

\* Registered his 100th career NHL goal on Dec. 15 vs. LAK

#### 2016-17

\* Established career-highs in goals (28), points (53), power play assists (seven), and power play points (13), and tied his career-high in assists (25)

\* Was one of five NHL players who registered at least 28 goals and 130 hits (Ovechkin, Simmonds, Pavelski, and Lee)

\* Led the Rangers in goals, tied for the team lead



in power play goals (six), tied for third in game-winning goals (four), and ranked fourth in points and shots on goal (186); also led the team in games with a goal (24)

\* Tallied two points (one goal, one assist) and was assessed a fighting major on Jan. 17 vs. DAL; became the first Ranger to post a “Gordie Howe Hat Trick” since Dubinsky on Dec. 12, 2010

\* Tied for the team lead in power play goals (one), ranked fourth in shots on goal (30) and hits (34), and tied for fourth in goals (three) in the playoffs

\* Notched the lone assist on the game-winning goal in overtime in Game 5 of the First Round at MTL on Apr. 20

\* Registered three goals in the Second Round against OTT; tied for the team lead in goals in the series

\* Skated in his 74th career Stanley Cup Playoff game with the Rangers in Game 3 vs. OTT on May 2, moving into 10th place on the franchise’s all-time playoff games played list

\* Registered a goal, tied for the game-high with four hits, and recorded four shots on goal in Game 6 vs. OTT on May 9; tallied his 23rd career playoff goal with the Rangers, passing Vic Hadfield, Don Maloney, and Anders Hedberg for sole possession of seventh place on the franchise’s all-time playoff goals list.

#### 2015-16

\* Ranked second on the Rangers in hits (177), tied for third in power play goals (five), ranked fourth in even strength goals (16), ranked fifth in goals (21) and even strength points (35), tied for fifth in points (43), and ranked sixth in shots on goal (158)

\* Led the Rangers with 15 goals on the road

\* Registered two points (one goal, one assist), including his 100th career NHL point, on Dec. 11 at EDM

\* Notched an assist while skating in his 200th career NHL game on Dec. 12 at CGY

\* Led the Rangers in hits (23), and tied for the team lead in goals (two), power play goals (one), and plus/minus rating (plus-one) in the playoffs

\* Registered a goal in Game 5 of the First Round at PIT on Apr. 23; recorded his 20th career playoff goal with the Rangers, passing Walt Tkaczuk for sole possession of 10th place on the franchise’s all-time playoff goals list.

#### 2014-15

\* Established career-highs in games played (80), assists (25), plus/minus rating (plus-24), and game-winning goals (five)

\* Was the only NHL player who recorded at least 20 goals, 40 or more points, a plus-20 or better rating, and 80 or more penalty minutes

\* Led the Rangers in power-play goals (seven), ranked second in game-winning goals, tied for second in goals (21), ranked third in shots on goal (180), and tied for third in plus/minus rating

\* Established a single-game career-high with two power play goals on Feb. 26 vs. ARI

\* Established playoff career-highs in games played (19), goals (seven), shots on goal (38), shooting percentage (18.4%), hits (78), and average ice time (17:14), and tied a playoff career-high in game-winning goals (two)

\* Ranked fourth in the NHL in hits, tied for seventh in game-winning goals, and tied for 11th in goals in the playoffs

\* Led the Rangers in shooting percentage and hits, tied for the team lead in game-winning goals and power play goals (two), ranked second in goals, ranked fourth in shots on goal, and tied for sixth in points (nine)

\* Registered the game-winning goal in Game 3 of the First Round at PIT on Apr. 20

\* Led all skaters in goals (four) and tied for third among all skaters in the series in points (four) in the Second Round against WSH

\* Tallied the game-tying goal with 1:41 remaining in regulation in Game 5 vs. WSH on May 8

\* Registered his first career NHL multi-goal game in the playoffs in Game 6 at WSH on May 10; became the first Ranger in franchise history who tallied a goal in both the first minute and last minute of a single period in a playoff game

\* Posted a playoff career-high four-game point streak from Game 1 of the Eastern Conference Final vs. TBL on May 16 to Game 4 of the Eastern Conference Final at TBL on May 22.

#### 2013-14

\* Ranked fifth among NHL rookies in goals (17), sixth in points (37), ninth in plus/minus rating (plus-14), and tied for second in power play goals (six)

\* Led the team in plus/minus rating, ranked third



in power play goals, and tied for fifth in goals

\* Established playoff career-highs in assists (eight), points (13), power play goals (three), and power play points (five) while helping the Rangers advance to the Stanley Cup Final

\* Led the Rangers in power play goals and shooting percentage (17.2%), tied for third on the team in assists, and tied for fourth in goals (five), points, and power play points in the playoffs

\* Ranked second on the team in points and tied for second in goals and assists after his return to the lineup in Game 4 of the Second Round vs. PIT on May 7

\* Registered 13 points (five goals, eight assists) in the team's final 14 playoff games

\* Tied for the team lead in goals (three) and ranked second on the team in assists (five) and points (eight) in the Eastern Conference Final against MTL

\* Tallied the game-tying goal at 19:31 of the third period in Game 3 vs. MTL on May 22

\* Registered single-game playoff career-highs with three assists and four points, including three points (one goal, two assists) in the second period in Game 5 at MTL on May 27

\* Tied for second on the team in assists (two) and points (three) in the Stanley Cup Final against LAK.

#### 2012-13

\* Tallied three points (two goals, one assist) in 23 games with the Rangers

\* Made his NHL regular season debut in the Rangers' season opener on Jan. 19 at BOS

\* Notched his first career NHL regular season point with a goal on Feb. 5 at NJD

\* Recorded his first career NHL regular season assist on Feb. 7 vs. NYI

\* Recorded two points (one goal, one assist) in eight playoff games

\* Tallied the game-winning goal in overtime in Game 4 of the Eastern Conference Semifinals vs. BOS on May 23; became the sixth player in franchise history to score an overtime goal in a game which the Rangers faced elimination.

#### 2011-12

\* Registered seven points (five goals, two assists) in

18 playoff games with the Rangers following the conclusion of his collegiate season

\* Established NHL records for most playoff goals (five) and playoff points (seven) by a player before skating in a regular season game

\* Tied for first among NHL rookies in goals and power play goals (two), tied for second in game-winning goals (two) and power play points (two), and ranked fourth in points during the playoffs

\* Made his NHL debut in Game 3 of the Eastern Conference Quarterfinals at OTT on Apr. 16

\* Became the first player to win an NCAA title and make his NHL debut in that year's playoffs since 1990 (John Byce – University of Wisconsin; Boston Bruins)

\* Tallied his first career professional point with the game-winning goal in Game 6 at OTT on Apr. 23

\* Notched his first career goal at Madison Square Garden, which was the game-winning goal, and registered his first career professional assist in Game 1 of the Eastern Conference Semifinals vs. WSH on Apr. 28; became the youngest Ranger to record two points in a playoff game since 1996 and the first Rangers rookie to register two game-winning goals in the playoffs since 1981

\* Tied for the series lead in goals (three) and power play goals (two) during the Eastern Conference Final against NJD

\* Recorded two points (one goal, one assist), including an assist on the game-winning goal and a power play goal in the third period, in Game 1 vs. NJD on May 14.

### **AHL CAREER**

#### 2013-14

\* Recorded four points (two goals, two assists) in six games with Hartford

\* Was tied for first on Hartford in power play goals (two), tied for third in goals, tied for fourth in points, and ranked second in shots on goal (16) in six games at the time he was recalled by the Rangers

\* Registered a point in four of the six games he played with the Wolf Pack, including each of his first three games of the season.

#### 2012-13

\* Registered 23 points (12 goals, 11 assists) in 48 games with Connecticut

\* Was tied for sixth on Connecticut in goals and ranked third in power play goals (six) at the time he was recalled by the Rangers on Apr. 17

\* Tallied his first career AHL assist/point while making his AHL debut on Oct. 12 vs. Bridgeport

\* Registered two points (one goal, one assist), including his first career AHL goal, on Oct. 27 vs. Providence

\* Posted a three-game goal/point streak from Mar. 1 vs. Bridgeport to Mar. 5 vs. Portland (four goals over the span); tallied a power play goal in each contest.

## **COLLEGE CAREER**

### 2011-12

\* Established collegiate career-highs in games played (44), goals (23), assists (22), points (45), and penalty minutes (66)

\* Led Boston College in goals and points

\* Captured his second NCAA Championship in three seasons with Boston College

\* Helped the Eagles capture their third consecutive Beanpot and Hockey East Tournament titles.

### 2010-11

\* Named MVP of the 2011 Beanpot Tournament.

### 2009-10

\* Led Boston College to its fourth NCAA National Championship

\* Became the first hockey player to win a World Junior Championship gold medal, Collegiate Conference Playoff Championship and NCAA Championship in a single season

\* Named to the Hockey East All-Rookie Team

\* Helped the Eagles secure the 2010 Hockey East Championship

\* Captured the 2010 Beanpot Tournament title with Boston College.

## **JUNIOR A CAREER**

### 2008-09

\* Recorded six points (four goals, two assists) in five games with the Valley Jr. Warriors in the Tier III Junior A Eastern Junior Hockey League (EJHL).

## **PREP SCHOOL CAREER**

### 2008-09

\* Registered 56 points (33 goals, 23 assists) in 26 games with Phillips Academy Andover

\* Ranked sixth among all high school players in points per game (2.15).

### 2007-08

\* Recorded 41 points (26 goals, 15 assists) in 24 games with Phillips Academy Andover.

## **HIGH SCHOOL CAREER**

### 2006-07

\* Tallied 41 points (28 goals, 13 assists) in 20 games with Masconomet Regional High School.

### 2005-06

\* Registered 15 points (five goals, 10 assists) in 19 games with Masconomet Regional High School.

## **INTERNATIONAL CAREER**

### 2019

\* Registered four points (three goals, one assist) and posted a plus-four rating in eight games while representing the United States at the 2019 IIHF World Championship

\* Tied for second on the United States in goals in the tournament

\* Tallied his 20th career goal with Team USA (10 at the IIHF World Junior Championship and 10 at the IIHF World Championship) on May 18 against Denmark.

### 2018

\* Registered 10 points (four goals, six assists) and posted a plus-seven rating in 10 games while helping the United States earn a bronze medal at the 2018 IIHF World Championship

\* Was named Team USA's Best Player of the Game in the Bronze Medal Game against Canada on May 20.

### 2011

\* Tied for second on Team USA in goals (two) and fifth in points (three) in seven games at the 2011 IIHF World Championship

\* Helped Team USA earn a bronze medal at the 2011 IIHF World Junior Championship,

### 2010

\* Registered a goal and an assist, and posted a plus-three rating in six games at the 2010 IIHF World Championship

\* Helped Team USA capture the gold medal at the 2010 IIHF World Junior Championship.

## **CAREER TRANSACTIONS**

\* Selected by the Rangers in the first round, 19th overall, of the 2009 NHL Entry Draft.

## CAREER STATISTICS

SEASON	TEAM	LEAGUE	REGULAR SEASON					PLAYOFFS				
			GP	G	A	PTS	PIM	GP	G	A	PTS	PIM
2005-06	Masconomet Regional	USHS-MA	19	5	10	15	-	-	-	-	-	
2006-07	Masconomet Regional	USHS-MA	20	28	13	41	-	-	-	-	-	
2007-08	Andover	NEPSAC	24	26	15	41	-	-	-	-	-	
2008-09	Andover	NEPSAC	26	33	23	56	10	-	-	-	-	
	Valley Jr. Warriors	EJHL	5	4	2	6	-	-	-	-	-	
2009-10	Boston College	NCAA	38	15	8	23	26	-	-	-	-	
	United States	WC	6	1	1	2	0	-	-	-	-	
2010-11	United States	WJC	7	6	1	7	2	-	-	-	-	
	Boston College	NCAA	32	11	13	24	37	-	-	-	-	
	United States	WC	7	2	1	3	6	-	-	-	-	
2011-12	United States	WJC	6	4	2	6	0	-	-	-	-	
	Boston College	NCAA	44	23	22	45	66	-	-	-	-	
2012-13	RANGERS	NHL	-	-	-	-	-	18	5	2	7	6
	Connecticut	AHL	23	2	1	3	6	8	1	1	2	0
2013-14	RANGERS	NHL	48	12	11	23	73	-	-	-	-	-
	Hartford	AHL	66	17	20	37	72	15	5	8	13	14
2014-15	RANGERS	NHL	6	2	2	4	16	-	-	-	-	-
	RANGERS	NHL	80	21	25	46	88	19	7	2	9	14
2015-16	RANGERS	NHL	79	21	22	43	58	5	2	0	2	6
2016-17	RANGERS	NHL	75	28	25	53	58	12	3	1	4	18
2017-18	RANGERS	NHL	58	16	21	37	44	-	-	-	-	-
	United States	WC	10	4	6	10	2	-	-	-	-	-
2018-19	RANGERS	NHL	79	28	24	52	57	-	-	-	-	-
	United States	WC	8	3	1	4	2	-	-	-	-	-
2019-20	RANGERS	NHL	63	24	21	45	58	3	1	1	2	6
2020-21	RANGERS	NHL	50	20	10	30	34	-	-	-	-	-
2021-22	RANGERS	NHL	81	52	25	77	24	20	10	6	16	14
2022-23	RANGERS	NHL	79	36	18	54	26	7	6	3	9	0
2023-24	RANGERS	NHL	82	39	36	75	26	16	8	4	12	6
<b>NHL/NYR TOTALS</b>			<b>815</b>	<b>304</b>	<b>248</b>	<b>552</b>	<b>551</b>	<b>123</b>	<b>48</b>	<b>28</b>	<b>76</b>	<b>84</b>

## STATISTICAL BREAKDOWN

SEASON	PPG	SHG	GWG	+/-	S	S%	TF	F%	H	BS	MIN
2012-13	0	0	0	-1	19	10.5	1	0.0	36	6	10:07
2013-14	6	0	0	14	136	12.5	19	42.1	146	18	15:44
2014-15	7	0	5	24	180	11.7	21	42.9	162	17	15:43
2015-16	5	0	3	10	158	13.3	6	83.3	177	33	15:57
2016-17	6	0	4	6	186	15.1	9	55.6	132	30	17:00
2017-18	7	0	0	-2	137	11.7	60	41.7	103	24	15:37
2018-19	7	0	2	4	201	13.9	72	37.5	159	49	17:24
2019-20	9	0	5	13	156	15.4	123	43.1	116	42	17:15
2020-21	11	0	4	-1	102	19.6	75	40.0	115	35	17:24
2021-22	26	3	11	19	258	20.2	137	48.9	141	39	18:44
2022-23	8	4	3	21	229	15.7	84	45.2	128	24	18:25
2023-24	18	2	7	19	246	15.9	96	36.5	99	20	18:47
<b>TOTALS</b>	<b>110</b>	<b>9</b>	<b>44</b>	<b>126</b>	<b>2,008</b>	<b>15.1</b>	<b>703</b>	<b>43.0</b>	<b>1,514</b>	<b>337</b>	<b>16:57</b>

### CAREER HAT TRICKS (6)

DATE	OPPONENT	GOALTENDER
11/30/13	VAN	Luongo (2), Lack (1)
12/31/16	at COL	Pickard
2/24/21	at PHI	Elliott
3/4/21	at NJD	Blackwood
1/22/22	ARI	Vejmelka (2), Wedgewood (1)
2/15/24	MTL	Montembeault

### ALL-STAR GAME SCORING

SEASON	TEAM	G	A
2019-20	Metropolitan Division	0	0
2021-22	Metropolitan Division	1	1

### RANGERS RECORDS

Most career playoff power play goals - 19

Most single-season power play goals - 26

Most single-season game-winning goals - 11

Most career playoff goals - 48

Most career playoff game-winning goals - 12

Most career penalty shot attempts - 4 (tied with Gaborik)

Consecutive games with a penalty shot attempt - 2

Fastest goal from the start of a period in a playoff game - 12 seconds (second period in Game 3 of the 2020 Qualifying Round vs. Carolina)

### NHL RECORDS

Only player in NHL history to record 50+ goals, 25+ power play goals, three+ shorthanded goals and 10+ game winning goals in the same season.

Career goals (5) and points (7) prior to playing a regular season game

### NHL FIRSTS

GAME	1/19/13 at BOS
GOAL	2/5/13 at NJD (Brodeur)
ASSIST	2/7/13 vs. NYI

### CAREER PENALTY SHOTS (4)

DATE	OPPONENT	GOALTENDER (RESULT)
11/19/13	BOS	Rask (Save)
11/19/15	at TBL	Bishop (Save)
11/21/15	at FLA	Luongo (Save)
4/8/21	PIT	Jarry (Save)

### RANGERS AWARDS

Steven McDonald Extra Effort Award - 2021-22

Rod Gilbert "Mr. Ranger" Award - 2021-22

John Halligan Good Guy Award (Cooperation with Media) - 2019-20



# ALEXIS LAFRENIÈRE

13

## LEFT WING

HEIGHT: 6'2" - WEIGHT: 196 - SHOOTS: LEFT - BORN: OCT. 11, 2001 - BIRTHPLACE: SAINT-EUSTACHE, QC

### PROFESSIONAL CAREER

#### 2023-24

\* Had a career high in goals (28), assists (29) and points (57).

\* Was one of five players on New York to play in all 82 games.

\* Blueshirts were 21-1-1 when he scores a goal this season.

\* On the Rangers, he ranked second in even strength goals (26) and third in even strength points (51).

\* With 28 goals and 29 assists, was the first Rangers skater aged 22 or younger since Tony Amonte (1992-93) to have 25-plus goals and 25-plus assists in a single season.

\* Named the NHL's Third Star of the Week for the week ending March 31. Lafrenière topped the NHL with five goals and ranked third with seven points (5G-2A) in three games.

\* First career 5-point game and hat trick on Mar. 30 at ARI.

\* Recorded 100th career point on Nov. 9 vs. MIN

#### 2022-23

\* At the time, had career highs in games played (81), points (39), and assists (23).

\* Tabbed three power play goals last season, one of six Rangers to reach the mark.

#### 2021-22

\* Broke out for 19 goals and 12 assists for 31 points in his second NHL season

\* All 19 of his goals were even-strength, the second most on the Blueshirts

\* Had four game-winning goals, tied for the fourth most on New York

\* On Oct. 16 at MTL, became the first Quebec-born Ranger since Derick Brassard, on March 26, 2016,

to score a goal against Montreal

\* On Jan. 3 vs. EDM, scored 20th goal of his career, making him the seventh winger in franchise history to get at least 20 career goals before their 21st birthday. Others: Don Murdoch (35), Mike Allison (33), Tomas Sandstrom (29), Alex Kovalev (29), Troy Mallette (24), Kaapo Kakko (24)

\* Played in his 100th career game on Jan. 30 vs. SEA

\* Recorded his 50th career point on Apr. 23 at BOS

\* In G3 of First Round, notched his first career playoff point. The last Rangers skater younger than Lafrenière (20 years, 208 days) to record a playoff point was Steven Rice (19 years, 322 days) in Game 6 of 1991 Division Semifinals

\* Became the 11th Rangers player to score a postseason goal before age 21 and the first to do so since Chris Kreider with goal in G4 of First Round

\* With assist in G1 of Second Round, became the fourth player in Rangers history to collect at least five points in a single postseason at age 20 or younger, joining Don Maloney (7G-13A-20 PTS in 1979), Niklas Sundstrom (4G-3A-7 PTS in 1996) and Rod Gilbert (2G-3A-5 PTS in 1962)

\* His nine playoff points surpassed Niklas Sundstrom (7 in 11 GP) for the second most career playoff points by a Rangers player age 20 or younger. Don Maloney (20 in 18 GP) is the only such skater with more.

#### 2020-21

\* Registered 21 points (12 goals, nine assists) in 56 games in his rookie season with the Rangers

\* Was one of three players who skated in each of the Rangers' 56 games during the season (Strome and Zibanejad); became the first teenager to skate in each of the Blueshirts' games in one season in franchise history

\* His 12 goals were the third-most by a teenager with the Rangers in one season in franchise





history (Allison – 24 in 1980-81; Kovalev – 15 in 1992-93) and were tied for the third-most career goals by a teenager with the Rangers in franchise history

\* Tied for first among NHL teenagers in goals and ranked third among NHL teenagers in points

\* Tied for first among NHL rookies in game-winning goals (four), tied for fourth in 5-on-5 goals (11), tied for fifth in even strength goals (12), tied for sixth in even strength points (21), and tied for seventh in goals

\* Ranked second on the Rangers in 5-on-5 goals, and tied for second in even strength goals and game-winning goals

\* The Rangers posted a 15-4-0 record in games which he tallied a point, including a 10-2-0 record in games which he notched a goal

\* Made his NHL/Rangers debut on Jan. 14 vs. NYI

\* Tallied his first career NHL goal/point, which was the game-winning goal in overtime, and registered four shots on goal on Jan. 28 at BUF; became the fourth player in franchise history whose first career NHL goal was the game-winning goal in overtime (Thompson – Nov. 30, 1926; Nemchinov – Oct. 5, 1991; Zuccarello – Jan. 5, 2011) ... Tied for game-highs with five hits and two takeaways on Feb. 8 vs. NYI

## **JUNIOR CAREER**

### 2019-20

\* Registered 112 points (35 goals, 77 assists) and a plus-41 rating in 52 games with Rimouski

\* Named the Canadian Hockey League (CHL) Player of the Year as the best player in the three Canadian Major Junior Hockey Leagues (OHL, QMJHL, WHL) for the second consecutive season; became the second player to be named CHL Player of the Year twice (along with Sidney Crosby)

\* Received the Mike Bossy Trophy as the QMJHL's Best Professional Prospect, the Michel Briere Trophy as the QMJHL's Most Valuable Player, the Jean Beliveau Trophy as the QMJHL's leader in points, and the Paul Dumont Trophy as the QMJHL's Personality of the Year (which recognizes an individual who had a positive media impact and helped improve the league's image during a season); was also named to the QMJHL's First All-Star Team

\* Established QMJHL career-highs in points and assists

\* Led the QMJHL in points and assists, tied for fifth

in the league in shots on goal (261), ranked eighth in the QMJHL in plus/minus rating, and tied for 10th in the league in goals

\* Averaged 2.15 points per game during the season (112 points in 52 games), became the first QMJHL player to average at least 2.15 points per game in a season (min. 20 games played) since Jonathan Drouin in 2013-14 (2.35), as well as the first player in the CHL to average at least 2.15 points per game in a season (min. 20 games played) since Connor McDavid in 2014-15 (2.55)

\* Served as Rimouski's captain.

### 2018-19

\* Registered 105 points (37 goals, 68 assists) and established a QMJHL career-high with a plus-52 rating in 61 games with Rimouski

\* Named the CHL Player of the Year, received the Michel Briere Trophy as the QMJHL's Most Valuable Player, and the Paul Dumont Trophy as the QMJHL's Personality of the Year; was also named to the QMJHL's First All-Star Team

\* Ranked second in the QMJHL in assists, tied for second in points, tied for fourth in game-winning goals (eight), and ranked ninth in plus/minus rating

\* Represented the QMJHL All-Stars in the 2018 Canada Russia Series

\* Established QMJHL playoff career-highs in several categories, including games played (13), goals (nine), assists (14), points (23), and plus/minus rating (plus-10)

\* Ranked second in the QMJHL in points per game (1.77), tied for fifth in assists, ranked seventh in points, tied for seventh in goals, and tied for 10th in plus/minus rating in the playoffs; led Rimouski in goals and points, and tied for the team lead in assists in the playoffs.

### 2017-18

\* Registered 80 points (42 goals, 38 assists) and a plus-35 rating in 60 games in his rookie season in the QMJHL with Rimouski; established a QMJHL career-high in goals

\* Named the CHL Rookie of the Year and the QMJHL Rookie of the Year, and also received the Michel Bergeron Trophy as the QMJHL Offensive Rookie of the Year

\* Named to the QMJHL's All-Rookie Team and the QMJHL's First All-Star Team

\* His 42 goals were the most by a QMJHL player in

his U17 season or younger since Sidney Crosby (54 in 2003-04); became the fifth player in the CHL since 2003-04 to register 40 or more goals in a season while playing in his U17 season or younger (along with Crosby, John Tavares, Taylor Hall, and Steven Stamkos)

\* Ranked sixth in the QMJHL in goals and ranked ninth in the league in points ... Led Rimouski in goals and points ... Tallied seven points (four goals, three assists) in seven playoff games.

## **MIDGET CAREER**

### 2016-17

\* Recorded 83 points (33 goals, 50 assists) and a plus-34 rating in 36 games with the Saint-Eustache Vikings of the Ligue de hockey Midget AAA du Quebec (QMAAA)

\* Named the QMAAA Most Valuable Player, received the Mario Lemieux Trophy as the QMAAA's Top Prospect, and was named to the QMAAA First All-Star Team

\* Led the QMAAA in several categories, including goals, assists, and points

\* Recorded five points (one goal, four assists) in five playoff games. 2015-16

\* Skated in two games with the Mille-Iles Seigneurs Midget Espoir in the Ligue de Hockey d'Excellence du Quebec (QMEAA).

## **BANTAM CAREER**

### 2015-16

\* Tallied 69 points (35 goals, 34 assists) in 26 games with the Mille-Iles Seigneurs Bantam AAA in the Quebec Bantam AAA Hockey League (QBAAA)

\* Helped Mille-Iles win the Coupe Dodge (the Quebec Provincial Hockey Championship) as league champions

\* Led the QBAAA in several categories, including goals, assists, and points.

### 2014-15

\* Recorded 19 points (12 goals, seven assists) in 27 games with Mille-Iles Seigneurs U15 AAA team in the QBAAA.

## **INTERNATIONAL CAREER**

### 2020

\* Registered 10 points (four goals, six assists) in five games while helping Canada win a gold medal at the 2020 IIHF World Junior Championship

\* Received several awards in the tournament; was named the tournament's Most Valuable Player and Best Forward, was named to the tournament's All-Star Team, and was named one of the Top Three Players on his Team.

### 2019

\* Tallied one goal and posted a plus-three rating in five games while representing Canada at the 2019 IIHF World Junior Championship.

### 2018

\* Recorded 11 points (five goals, six assists) in five games while helping Canada win a gold medal at the 2018 Hlinka Gretzky Cup

\* Served as Canada's captain in the tournament

\* Tied for first among all skaters in the tournament in points and tied for second among all skaters in the tournament in goals

\* Tallied six points (four goals, two assists) and posted a plus-three rating in five games at the 2018 IIHF U18 World Championship

\* Tied for the team lead in points in the tournament.

### 2017

\* Registered six points (three goals, three assists) in six games while helping Canada-Red earn a silver medal at the 2017 World U17 Hockey Challenge

\* Was named to the tournament All-Star Team

\* Helped Team Green win the U17 Development Camp Tournament Championship.

## **CAREER TRANSACTIONS**

\* Selected by the Rangers in the first round, first overall, of the 2020 NHL Entry Draft.

## CAREER STATISTICS

SEASON	TEAM	LEAGUE	REGULAR SEASON					PLAYOFFS				
			GP	G	A	PTS	PIM	GP	G	A	PTS	PIM
2014-15	Mille-Iles Seigneurs U15	QBAAA	27	12	7	19	23	-	-	-	-	-
2015-16	Mille-Iles Seigneurs	QBAAA	26	35	34	69	39	-	-	-	-	-
	Mille-Iles Seigneurs	QMEAA	2	0	0	0	0	-	-	-	-	-
2016-17	Saint-Eustache Vikings	QMAAA	36	33	50	83	34	5	1	4	5	2
2017-18	Rimouski	QMJHL	60	42	38	80	54	7	4	3	7	12
	Canada-Red	WHC-17	6	3	3	6	0	-	-	-	-	-
	Canada	WJC-18	5	4	2	6	2	-	-	-	-	-
2018-19	Rimouski	QMJHL	61	37	68	105	72	13	9	14	23	14
	Canada	WJC	5	1	0	1	2	-	-	-	-	-
2019-20	Rimouski	QMJHL	52	35	77	112	50	-	-	-	-	-
	Canada	WJC	5	4	6	10	4	-	-	-	-	-
2020-21	RANGERS	NHL	56	12	9	21	8	-	-	-	-	-
2021-22	RANGERS	NHL	79	19	12	31	37	20	2	7	9	11
2022-23	RANGERS	NHL	81	16	23	39	33	7	0	0	0	0
2023-24	RANGERS	NHL	82	28	29	57	40	16	8	6	14	6
<b>NHL/NYR TOTALS</b>			<b>298</b>	<b>75</b>	<b>73</b>	<b>148</b>	<b>118</b>	<b>43</b>	<b>10</b>	<b>13</b>	<b>23</b>	<b>17</b>

## STATISTICAL BREAKDOWN

SEASON	PPG	SHG	GWG	+/-	S	S%	TF	F%	H	BS	MIN
2020-21	0	0	4	-7	67	17.9	31	41.9	43	11	13:53
2021-22	0	0	4	2	110	17.3	48	29.2	108	26	13:59
2022-23	3	0	2	10	135	11.9	76	36.8	141	28	15:13
2023-24	2	0	5	2	217	12.9	66	25.8	73	21	17:16
<b>TOTALS</b>	<b>5</b>	<b>0</b>	<b>15</b>	<b>7</b>	<b>529</b>	<b>14.2</b>	<b>221</b>	<b>32.6</b>	<b>365</b>	<b>86</b>	<b>15:12</b>

### CAREER HAT TRICKS (1)

DATE	OPPONENT	GOALTENDER
12/3/23	SJS	Blackwood

### NHL FIRSTS

GAME	1/14/21 vs. NYI
GOAL	1/28/21 at BUF (Ullmark)
ASSIST	2/26/21 vs. BOS



# JAKE LESCHYSHYN

## CENTER

15

HEIGHT: 5'11" - WEIGHT: 196 - SHOOTS: LEFT - BORN: MAR. 10, 1999 - BIRTHPLACE: RALEIGH, NC

### PROFESSIONAL CAREER

#### 2023-24

\* Played in one game for the Rangers, Jan. 11 at STL.

\* Had eight goals and 11 assists for 19 points in 47 games with the Hartford Wolf Pack.

#### 2022-23

\* Played in 13 games for the Rangers after being claimed off waivers from Vegas on January 11, 2022.

\* Skated in 22 games Golden Knights and at time of release, his 10.80 hits per 60 ranked fourth on Vegas.

\* Accumulated five goals and 10 assists for 15 points in 18 games with Hartford last season.

\* Notched three points (2G-1A) in five Calder Cup Playoff games with Hartford.

#### 2021-22

\* Skated in career-high 41 NHL games with Vegas, scoring six points (2G-4A).

\* Made NHL debut on October 14, 2021, and scored first career NHL goal on November 13, 2021 against Vancouver.

\* Appeared in 34 games with Henderson of the AHL, notching 27 points (14G-13A).

#### 2020-21

\* Tallied eleven points (6G-5A) in 39 games with Henderson. Scored in Silver Knights' first-ever

game on 2/6/21, the first goal in franchise history (1:41 of 2nd period).

#### 2019-20

\* Appeared in 61 games as AHL rookie with Chicago Wolves, scoring eight points (4G-4A).

\* Scored first career AHL goal on Oct. 26, 2019.

#### 2018-19

\* Made AHL debut on April 7, 2017 with the Chicago and played in five games (3 regular season and 2 in playoffs).

### AMATEUR CAREER

#### 2018-19

\* Served as captain of Regina in the Western Hockey League (WHL), skating in 24 games with the club and scoring 32 points (16G-16A).

\* Traded to Lethbridge on November 20, 2018.

\* Scored 49 points (24G-25A) in 44 games with Lethbridge. Added ten points (6G-4A) in seven WHL Playoff Games.

#### 2017-18

\* Tabbed 40 points (17G-23A) in 64 games with Regina as assistant captain.

### TRANSACTIONS

\* Drafted by the Golden Knights in the second round, 62nd overall, of the 2017 NHL Draft.

\* Claimed off waivers by Rangers from Vegas, January 11, 2023.



## CAREER STATISTICS

SEASON	TEAM	LEAGUE	REGULAR SEASON					PLAYOFFS				
			GP	G	A	PTS	PIM	GP	G	A	PTS	PIM
2016-17	Regina	WHL	47	17	23	40	22	-	-	-	-	-
2017-18	Regina	WHL	64	18	22	40	67	7	3	2	5	2
2018-19	Regina	WHL	24	16	16	32	18	-	-	-	-	-
	Lethbridge	WHL	44	24	25	49	30	7	6	4	10	2
	Chicago	AHL	3	0	0	0	0	2	0	0	0	0
2019-20	Chicago	AHL	61	4	4	8	20	-	-	-	-	-
2020-21	Henderson	AHL	39	6	5	11	38	5	0	0	0	5
2021-22	Golden Knights	NHL	41	2	4	6	8	-	-	-	-	-
	Henderson	AHL	34	14	13	27	24	2	0	0	0	2
2022-23	Golden Knights	NHL	22	0	0	0	8	-	-	-	-	-
	RANGERS	NHL	13	0	0	0	0	-	-	-	-	-
	Hartford	AHL	18	5	10	15	8	5	2	1	3	2
2023-24	RANGERS	NHL	1	0	0	0	0	-	-	-	-	-
	Hartford	AHL	47	8	11	19	36	10	5	1	6	2
<b>NHL TOTALS</b>			<b>77</b>	<b>2</b>	<b>4</b>	<b>6</b>	<b>16</b>	-	-	-	-	-
<b>RANGERS TOTALS</b>			<b>14</b>	<b>0</b>	<b>0</b>	<b>0</b>	<b>0</b>	-	-	-	-	-

### STATISTICAL BREAKDOWN

SEASON	PPG	SHG	GWG	+/-	S	S%	TF	F%	H	BS	MIN
2021-22	0	0	0	-2	35	5.7	265	46.0	45	11	11:18
2022-23	0	0	0	-10	31	0.0	233	50.6	55	23	9:08
2023-24	0	0	0	-1	0	0.0	0	0.0	0	1	6:28
<b>TOTALS</b>	<b>0</b>	<b>0</b>	<b>0</b>	<b>-13</b>	<b>66</b>	<b>3.0</b>	<b>498</b>	<b>48.2</b>	<b>100</b>	<b>35</b>	<b>10:15</b>

### NHL FIRSTS

GAME	10/14/21 at LAK
GOAL	4/9/22 vs. ARI (Vejmelka)
ASSIST	11/13/21 vs. VAN





**RYAN  
LINDGREN**  
**DEFENSEMAN**

**55**

**HEIGHT: 6'0" - WEIGHT: 194 - SHOOTS: LEFT - BORN: FEB. 11, 1998 - BIRTHPLACE: BURNSVILLE, MN**

**PROFESSIONAL CAREER**

2023-24

\* Recorded three goals and 14 assists for 17 points in 76 games and posted a team-high plus-22 rating.

\* Led all Rangers skaters in shorthanded time on ice (206:57) last season.

\* In 16 playoff games, added three assists.

\* Skated in 300th career NHL game on Jan. 18 at VGK.

\* Scored first goal of season on Dec. 2 at NSH, 2nd career GWG.

\* Collected his first point (A) of season on Nov. 4 at MIN.

2022-23

\* Recorded a career-high in assists (17) and points (18) in 63 games, while notching a team-high plus-29 rating.

\* Named the winner of the 2022-23 Steven McDonald Extra Effort Award, third defenseman to win award.

\* Named the winner of the Players' Player Award, as voted on by his teammates.

\* On November 30 at Ottawa, Lindgren recorded a career-high threeassist/point game and at the time became the fifth different Rangers defensemen since 2015-16 to record a three-assist game (Fox, McDonagh, Pionk, Skjei).

2021-22

\* Recorded 11 assists and a career high four goals for 15 points in 78 games, the most GP in his career

\* Ranked second on New York in blocked shots (141) and first among Rangers defensemen in SH TOI (174:16)

\* Scored his first goal of the season on Oct. 23 at OTT

\* Recorded his first career GWG on Nov. 21 vs BUF,

with .07 seconds to play. Became 4th player in team history to score a game-winning goal in the final second

\* Played in his 150th career game on Jan. 10 at LAK

\* Had two goals and three assists for five points in 17 playoff games

\* Scored first career playoff goal in G5 of First Round.

2020-21

\* Established career-highs in several categories, including assists (15), points (16), plus/minus rating (plus-20), and hits (98)

\* Named the winner of the Players' Player Award, which is given annually to the Ranger who, as selected by his teammates, "best exemplifies what it means to be a team player"

\* Ranked fourth in the NHL (min. 115:00 of shorthanded ice time) in power play goals against per 60 minutes of shorthanded ice time (4.22)

\* Tied for second among NHL defensemen in penalties drawn (17; only trailed Smith - 25)

\* Tied for 13th among NHL defensemen in plus/minus rating

\* Was one of eight NHL players who recorded at least 95 hits, 50 blocked shots, and 19 takeaways

\* Led the Rangers in plus/minus rating, and ranked fourth in average even strength ice time (17:23), hits, and blocked shots (50)

\* Ranked second among Rangers defensemen in points and assists

\* Drew four penalties on Jan. 16 vs. NYI; the four penalties drawn were tied for the most in one game by a Rangers player since the NHL began to track the statistic in 2009-10

\* Was not on the ice for a power play goal against



in 20 consecutive games from Jan. 24 at PIT to Mar. 9 at PIT (51:30 of shorthanded ice time over the span)

\* Tied single-game career-highs with two assists and two points, recorded his first career NHL shorthanded assist/point, and posted a plus-two rating while skating in his 100th career NHL game on Mar. 30 vs. WSH

#### 2019-20

\* Registered 14 points (one goal, 13 assists) and a plus-16 rating in 60 games in his rookie season in the NHL

\* Tied for fourth among NHL rookies in plus/minus rating

\* Led NHL defensemen in penalties drawn (25)

\* Led NHL rookies in penalties drawn; drew more penalties than any other Rangers rookie since the NHL began to track the statistic in 2009-10

\* Tied for fourth on the Rangers (ranked second among team defensemen) in plus/minus rating, ranked fifth in blocked shots (70), and ranked sixth in hits (94)

\* Tallied his first career NHL assist/point and posted a plus-two rating while skating in his first NHL game of the season on Oct. 29 vs. TBL

\* Recorded his first career NHL goal on Nov. 10 vs. FLA

\* Tallied one assist in three playoff games

\* Notched his first career playoff assist/point while making his playoff debut in Game 1 of the Qualifying Round at CAR on Aug. 1.

#### 2018-19

\* Skated in five games with the Rangers

\* The Rangers posted a 4-0-1 record when he was in the lineup

\* Recorded three hits and registered three blocked shots in 15:22 of ice time while making his NHL/Rangers debut on Jan. 15 vs. CAR

#### **AHL CAREER**

##### 2019-20

\* Registered two points (one goal, one assist) and a plus-eight rating in nine games with Hartford prior to being recalled by the Rangers on Oct. 28

\* Was tied for fifth in the AHL in plus/minus rating at the time he was recalled.

##### 2018-19

\* Registered 12 assists and 92 penalty minutes in 63 games with Hartford as of the conclusion of the Rangers' season on Apr. 6; was assigned to Hartford on Apr. 7

\* Was tied for 10th among AHL defensemen in penalty minutes, and was also tied for first among all AHL rookies in penalty minutes, at the time he was recalled by the Rangers on Apr. 4

\* Ranked sixth among AHL defensemen who were in their U21 season or younger in games played at the time he was recalled on Apr. 4

##### 2017-18

\* Registered four points (two goals, two assists) and posted a plus-four rating in 10 games with Hartford following the conclusion of his collegiate season

\* Made his AHL debut on Mar. 24 vs. Hershey

\* Tallied two points (one goal, one assist), including his first career AHL goal, assist, and point, and recorded his first career AHL game-winning goal while skating in his second career AHL game on Mar. 25 at Hershey.

#### **COLLEGE CAREER**

##### 2017-18

\* Established collegiate career-highs in several categories, including games played (35), goals (two), assists (seven), and points (nine)

\* Named an Honorable Mention for the Big Ten All-Star Team for the second consecutive season

\* Served as an alternate captain for the University of Minnesota in his sophomore year

##### 2016-17

\* Established collegiate career-highs in plus/minus rating (plus-nine) and penalty minutes (65)

\* Named to the Big Ten All-Rookie Team and was named an Honorable Mention for the Big Ten All-Star Team

\* Helped the University of Minnesota win the Big Ten Regular Season Championship.

#### **USDP CAREER**

##### 2015-16

\* Registered 25 points (six goals, 19 assists) in 61 regular season games with the U.S. National U18 Team

\* Served as the captain of the U.S. National U18 Team

\* Recorded 12 points (four goals, eight assists) in 25 United States Hockey League (USHL) contests with Team USA.

#### 2014-15

\* Recorded 19 points (three goals, 16 assists) and 85 penalty minutes in 55 games with the U.S. National U17 Team

\* Served as the captain of the U.S. National U17 Team

\* Registered 13 points (three goals, 10 assists) in 35 USHL games with Team USA.

### **HIGH SCHOOL CAREER**

#### 2013-14

\* Registered 15 points (three goals, 12 assists) and 80 penalty minutes in 51 games in his third season with Shattuck-St. Mary's

\* Helped Shattuck-St. Mary's capture the 2014 Tier 1 Boys 18 and Under National Championship.

#### 2012-13

\* Tallied 88 points (24 goals, 64 assists) in 55 games with Shattuck-St. Mary's.

#### 2011-12

\* Recorded 69 points (18 goals, 51 assists) in 74 games with Shattuck-St. Mary's.

### **INTERNATIONAL CAREER**

#### 2018

\* Tallied one assist in seven games while helping

the United States earn a bronze medal at the 2018 IIHF World Junior Championship

\* Served as an alternate captain in the tournament.

#### 2017

\* Registered one assist and posted a plus-four rating in seven games while helping the United States capture a gold medal at the 2017 IIHF World Junior Championship.

#### 2016

\* Recorded five points (two goals, three assists) and posted a plus-five rating in seven games while helping the United States earn a bronze medal at the 2016 IIHF U18 World Championship

\* Served as Team USA's captain in the tournament.

#### 2014

\* Tallied one assist in six games while helping the United States earn a silver medal at the 2014 World U17 Hockey Challenge

\* Served as Team USA's captain in the tournament.

### **CAREER TRANSACTIONS**

\* Selected by Boston in the second round, 49th overall, of the 2016 NHL Entry Draft.

\* Traded to Rangers by Boston with Ryan Spooner, Matt Beleskey, Boston's 1st round pick in 2018 NHL Draft and Boston's 7th round pick in 2019 NHL Draft for Rick Nash, February 25, 2018.

## CAREER STATISTICS

SEASON	TEAM	LEAGUE	REGULAR SEASON					PLAYOFFS				
			GP	G	A	PTS	PIM	GP	G	A	PTS	PIM
2011-12	Shattuck-St. Mary's	USHS-MN	74	18	51	69	65	-	-	-	-	-
2012-13	Shattuck-St. Mary's	USHS-MN	55	24	64	88	68	-	-	-	-	-
2013-14	Shattuck-St. Mary's	USHS-MN	51	3	12	15	80	-	-	-	-	-
2014-15	U.S. Nat'l U17 Team	USDP	55	3	16	19	85	-	-	-	-	-
	Team USA	USHL	35	3	10	13	65	-	-	-	-	-
	United States	WHC-17	6	0	1	1	4	-	-	-	-	-
2015-16	U.S. Nat'l U18 Team	USDP	61	6	19	25	60	-	-	-	-	-
	Team USA	USHL	25	4	8	12	16	-	-	-	-	-
	United States	WJC-18	7	2	3	5	4	-	-	-	-	-
2016-17	Univ. of Minnesota	NCAA	32	1	6	7	65	-	-	-	-	-
	United States	WJC	7	0	1	1	0	-	-	-	-	-
2017-18	Univ. of Minnesota	NCAA	35	2	7	9	51	-	-	-	-	-
	Hartford	AHL	10	2	2	4	23	-	-	-	-	-
	United States	WJC	7	0	1	1	2	-	-	-	-	-
2018-19	RANGERS	NHL	5	0	0	0	8	-	-	-	-	-
	Hartford	AHL	65	0	12	12	94	-	-	-	-	-
2019-20	RANGERS	NHL	60	1	13	14	47	3	0	1	1	0
	Hartford	AHL	9	1	1	2	6	-	-	-	-	-
2020-21	RANGERS	NHL	51	1	15	16	35	-	-	-	-	-
2021-22	RANGERS	NHL	78	4	11	15	48	17	2	3	5	10
2022-23	RANGERS	NHL	63	1	17	18	45	7	1	1	2	6
2023-24	RANGERS	NHL	76	3	14	17	36	16	0	3	3	6
<b>NHL/NYR TOTALS</b>			<b>333</b>	<b>10</b>	<b>70</b>	<b>80</b>	<b>219</b>	<b>43</b>	<b>3</b>	<b>8</b>	<b>11</b>	<b>22</b>

### STATISTICAL BREAKDOWN

SEASON	PPG	SHG	GWG	+/-	S	S%	TF	F%	H	BS	MIN
2018-19	0	0	0	-6	8	0.0	0	0.0	11	9	14:35
2019-20	0	0	0	16	47	2.1	0	0.0	94	70	16:34
2020-21	0	0	0	20	65	1.5	0	0.0	98	50	20:00
2021-22	0	0	1	18	73	5.5	0	0.0	129	141	20:06
2022-23	0	1	0	29	75	1.3	0	0.0	68	92	18:50
2023-24	0	0	1	22	73	4.1	0	0.0	114	103	19:21
<b>TOTALS</b>	<b>0</b>	<b>1</b>	<b>2</b>	<b>99</b>	<b>341</b>	<b>2.9</b>	<b>0</b>	<b>0.0</b>	<b>514</b>	<b>465</b>	<b>18:57</b>

### NHL FIRSTS

GAME 1/15/19 vs. CAR

GOAL 11/10/19 vs. FLA (Montembeault)

ASSIST 10/29/19 vs. TBL

### RANGERS AWARDS

Steven McDonald Extra Effort Award - 2022-23

Players' Player Award - 2020-21, 2022-23



# K'ANDRE MILLER

## DEFENSEMAN

79

HEIGHT: 6'5" - WEIGHT: 210 - SHOOTS: LEFT - BORN: JAN. 21, 2000 - BIRTHPLACE: ST. PAUL, MN

### PROFESSIONAL CAREER

#### 2023-24

\* Recorded eight goals and 22 assists for 30 points in 80 games.

\* Ranked second among Rangers defensemen in goals, and third in assists and points.

\* Ranked first among all Rangers skaters in takeaways (57).

\* Recorded 100th career point on Mar. 16 at PIT

\* Tabbed his second career 2+ goal game and third career 3+ point game on Dec. 27 vs. WSH.

\* Scored first goal of season and notched second career OTG on Oct. 28 at VAN.

#### 2022-23

\* Established career-highs in goals (9), assists (34) and points (43), ranking second among Blueshirts defensemen in all three categories.

\* Among NHL defensemen that collected 149-plus minutes of shorthanded time on-ice, ranked third in PP GA/60 with a 4.43 mark.

\* 61 takeaways were the fifth most among NHL defensemen last season.

\* On March 19 against Nashville, recorded most points by a NYR d-man in a period (first period - 4).

#### 2021-22

\* Set career highs in goals (seven), assists (13), points (20), and games played (82)

\* Was the only Ranger to skate in all 82 games

\* Ranked third on the team in plus/minus rating (23), TOI/GP (20:36), takeaways (59), and third among defensemen in goals, assists, and points

\* Tallied fourth most hits (151) for New York

\* Recorded two game-winning goals (Jan. 30 vs SEA, Mar. 27 vs BUF) and one game-deciding goal in his first shootout attempt (Feb. 15 vs BOS)

\* Playing in his first NHL game in his home state of Minnesota on Mar. 8, recorded five hits, matching his career high

\* In G1 of the First Round, led the Rangers with 45:08 minutes of time on ice, the third highest TOI in franchise history behind Ryan McDonagh (53:17) and Marc Staal (49:34) – both on May 2, 2012 at Washington

\* Tallied two points in G2 of First Round, becoming the first Blueshirts defenseman since Ryan McDonagh on April 29, 2017 at Ottawa to record a multi-point game in the playoffs

\* At 22 years, 114 days, scored his first career playoff goal and became the second-youngest defenseman in Rangers history to score in a Game 7, behind only Michael Del Zotto who scored in the 2012 Conference Semifinals (21 years, 323 days).

#### 2020-21

\* Registered 12 points (five goals, seven assists) and a plus-nine rating in 53 games in his rookie season with the Rangers

\* Named to the NHL's All-Rookie Team

\* Averaged 21:07 of ice time per game, which was the most by a Rangers rookie in a season (min. 30 games played) since the NHL began to track ice time in 1997-98

\* Logged at least 20:00 of ice time in 42 games during the season; the 42 games with at least 20:00 of ice time were the most among NHL rookies during the season and were the second-most by a Rangers rookie since the league began to track ice time in 1997-98 (Tyutin – 56)

\* Ranked sixth among NHL defensemen in takeaways (33)

\* Was one of three NHL players who recorded at least 90 hits, 75 blocked shots, and 30 takeaways (Weegar and Ferraro)





\* Ranked second among NHL rookies in average ice time and average even strength ice time (18:25), and tied for fifth in plus/minus rating

\* Led NHL rookie defensemen in goals, tied for second in plus/minus rating, and tied for third in points

\* Led the Rangers in average even strength ice time, ranked third in average ice time, takeaways, and blocked shots (77), ranked fifth in hits (93), and tied for fifth in plus/minus rating

\* Tied for first among Rangers defensemen in goals, ranked third in plus/minus rating, and tied for third in points

\* Made his NHL/Rangers debut on Jan. 14 vs. NYI; became the first player to wear jersey No. 79 in a regular season game with the Rangers in franchise history

\* Tallied his first career NHL assist/point, was credited with five hits, and posted a plus-one rating in 21:17 of ice time on Jan. 22 at PIT

\* Registered his first career NHL goal, recorded three shots on goal, and posted a plus-two rating on Jan. 26 at BUF; was on the ice for eight of the Rangers' 11 even strength goals through the first six games of the season and posted a plus-six rating over the first six games of the season

## **COLLEGE CAREER**

### 2019-20

\* Established collegiate career-highs in several categories, including games played (36) and goals (seven)

\* Was an Honorable Mention for the Big Ten All-Star Team

\* His seven goals were tied for the 11th-most among NCAA defensemen, and were tied for the most among NCAA defensemen who were in their U20 season or younger

\* Was one of five players who skated in each of the University of Wisconsin's 36 games during the season.

### 2018-19

\* Established collegiate career-highs in several categories as a freshman, including points (22), assists (17), and plus/minus rating (plus-seven)

\* Named to the Big Ten All-Rookie Team and was an Honorable Mention for the Big Ten All-Star Team; named a finalist for the Big Ten Freshman of the Year

\* Led NCAA freshmen defensemen in assists per game (0.65) and points per game (0.85)

\* Led NCAA defensemen in their U19 season in assists and points, and tied for first among NCAA defensemen in their U19 season in goals

\* Was named the Hockey Commissioners' Association (HCA) National Rookie of the Month twice (October and December)

\* Led Wisconsin in assists and points at the time of his injury on Feb. 9

\* Was on the ice for 37 of the 76 goals Wisconsin scored in the 26 games he played (48.7%)

\* Tallied his first career collegiate goal/point, which was also his first career collegiate game-winning goal, and posted a plus-three rating while making his collegiate debut on Oct. 12 vs. Boston College

\* Notched his first career collegiate assist on Oct. 13 vs. Boston College

## **USDP CAREER**

### 2017-18

\* Registered 29 points (nine goals, 20 assists) in 58 games with the U.S. National U18 Team as part of the United States National Team Development Program (USNTDP)

\* Ranked third among defensemen on the team in goals, points, and plus/minus rating.

### 2016-17

\* Tallied 17 points (three goals, 14 assists) in 54 games with the U.S. National U17 Team

\* Notched one assist in one game with the U.S. National U18 Team.

## **HIGH SCHOOL CAREER**

### 2015-16

\* Recorded 16 points (five goals, 11 assists) in 25 games with Minnetonka High School

\* Was named to the All-Lake Conference Team and the Star Tribune All-Metro Third Team; was the only sophomore who was named to any of the three All-Metro teams during the season

\* Skated in two games with Team Southwest of the Upper Midwest High School Elite Hockey League (UMSHEHL).

2014-15

\* Registered six points (four goals, two assists) in 25 games as a freshman at Minnetonka High School.

#### **BANTAM CAREER**

2014-15

\* Tallied 16 points (seven goals, nine assists) in 16 games with the MNBEL Canadiens.

#### **INTERNATIONAL CAREER**

2020

\* Registered two assists and a plus-one rating in five games while representing the United States at the 2020 IIHF World Junior Championship

\* Served as an alternate captain in the tournament

\* Led the team in average ice time in the tournament (19:24).

2019

\* Tallied one assist and posted a plus-one rating in six games while helping the United States earn a silver medal at the 2019 IIHF World Junior Championship.

2018

\* Registered three points (one goal, two assists) and a plus-four rating in seven games while helping the United States earn a silver medal at the 2018 IIHF U18 World Championship.

2016

\* Notched one assist in five games while representing the United States at the 2016 World U17 Hockey Challenge.

#### **CAREER TRANSACTIONS**

\* Selected by the Rangers in the first round, 22nd overall, of the 2018 NHL Entry Draft.



## CAREER STATISTICS

SEASON	TEAM	LEAGUE	REGULAR SEASON					PLAYOFFS				
			GP	G	A	PTS	PIM	GP	G	A	PTS	PIM
2014-15	Minnetonka High	USHS-MN	25	4	2	6	2	3	0	1	1	0
	MNBEL Canadiens	Bantam	16	7	9	16	-	-	-	-	-	-
2015-16	Minnetonka High	USHS-MN	25	5	11	16	12	1	0	0	0	2
	Team Southwest	UMHSEHL	2	0	0	0	0	-	-	-	-	-
2016-17	U.S. Nat'l U18 Team	USDP	1	0	1	1	0	-	-	-	-	-
	U.S. Nat'l U17 Team	USDP	54	3	14	17	16	-	-	-	-	-
	Team USA	USHL	34	0	7	7	12	-	-	-	-	-
	United States	WHC-17	5	0	1	1	0	-	-	-	-	-
2017-18	U.S. Nat'l U18 Team	USDP	58	9	20	29	26	-	-	-	-	-
	Team USA	USHL	22	4	12	16	6	-	-	-	-	-
	United States	WJC-18	7	1	2	3	4	-	-	-	-	-
2018-19	Univ. of Wisconsin	NCAA	26	5	17	22	18	-	-	-	-	-
	United States	WJC	6	0	1	1	0	-	-	-	-	-
2019-20	Univ. of Wisconsin	NCAA	36	7	11	18	24	-	-	-	-	-
	United States	WJC	5	0	2	2	2	-	-	-	-	-
2020-21	RANGERS	NHL	53	5	7	12	20	-	-	-	-	-
2021-22	RANGERS	NHL	82	7	13	20	24	20	2	5	7	10
2022-23	RANGERS	NHL	79	9	34	43	47	7	0	1	1	4
2023-24	RANGERS	NHL	80	8	22	30	49	16	1	3	4	8
<b>NHL/NYR TOTALS</b>			<b>294</b>	<b>29</b>	<b>76</b>	<b>105</b>	<b>140</b>	<b>43</b>	<b>3</b>	<b>9</b>	<b>12</b>	<b>22</b>

## STATISTICAL BREAKDOWN

SEASON	PPG	SHG	GWG	+/-	S	S%	TF	F%	H	BS	MIN
2020-21	0	0	1	9	62	8.1	0	0.0	93	77	21:07
2021-22	1	0	2	23	102	6.9	0	0.0	151	95	20:36
2022-23	0	0	2	12	113	8.0	0	0.0	162	105	21:57
2023-24	0	0	3	5	96	8.3	0	0.0	148	117	21:34
<b>TOTALS</b>	<b>1</b>	<b>0</b>	<b>8</b>	<b>49</b>	<b>373</b>	<b>7.8</b>	<b>0</b>	<b>0.0</b>	<b>554</b>	<b>394</b>	<b>21:19</b>

### NHL FIRSTS

GAME 1/14/21 vs. NYI

GOAL 1/26/21 at BUF (Ullmark)


ASSIST 1/22/21 at PIT

### NHL AWARDS

NHL All-Rookie Team - 2020-21

### RANGERS RECORDS

Most points by a defenseman (4) in a single period



# ARTEMI PANARIN

LEFT WING

10

HEIGHT: 6'0" - WEIGHT: 177 - SHOOTS: RIGHT - BORN: OCT. 30, 1991 - BIRTHPLACE: KORKINO, RUS

## PROFESSIONAL CAREER

### 2023-24

\* Tallied a career-high 49 goals, and 71 assists for a career-high 120 points in 82 games.

\* His point total was the second most for a Rangers skater in a single season (Jaromir Jagr – 123 points in 2005-06) and the fourth highest in the NHL this year.

\* Had 135 points (54G-81A) combined between the regular season and playoffs, the most in team history.

\* Named to NHL's First All-Star Team for second time.

\* Notched a point in 67 of his 82 games, establishing the franchise record for the most games with a point.

\* Rangers MVP for 2023-24.

\* His 14 games of three or more points were tied with Rod Gilbert (1974-75) and Vic Hadfield (1971-72) for the third most in a season in Rangers history.

\* NHL's Third Star of Week ending Apr. 7.

\* Notched 500th career assist on Mar. 16 at PIT

\* Scored OTW in Stadium Series.

\* Recorded 400th point with NYR on Jan. 14 vs. WSH

\* NHL's Second Star of Week ending on Dec. 31.

\* Collected 700th career point on Dec. 12 vs. TOR.

\* Had points in a career long 15-straight games (10G-16A) from Oct. 12-Nov. 18.

\* Played in 600th career game on Nov. 2 vs. CAR

### 2022-23

\* Led the Rangers in assists (63) and points (92) while ranking tied for 10th in the NHL in assists.

\* Joined Mark Messier and Jean Ratelle as the only Rangers skaters to record three or more 90-point seasons with the team.

\* 8th undrafted skater to reach seven 70-point seasons.

\* Reached the 60-assist mark for the third time with the Rangers (also 74 in 2021-22 & 63 in 2019-20). He joined Brian Leetch (70 in 1995-96, 80 in 1991-92 & 72 in 1990-91) as the second player in franchise history with three such campaigns.

\* Had 24 multi-point games this season. Since 2019-20, his 99 multi-point games rank sixth in the NHL. His 64 multi-assist games since 19-20 are the second most in the NHL.

\* Appeared in the 2023 All-Star Game in Florida.

### 2021-22

\* In 75 games, Panarin registered 96 points (22G-74A), setting a career high at the time in assists and points

\* Established a career high with 37 PPP (5G-32A)

\* Led the Rangers in assists, points, and power-play points

\* Ranked fourth in the NHL in assists and tied for fourth in PPA

\* First Rangers forward to ever notch 74 assists

\* Became sixth Ranger to record multiple 90-point seasons with the team and fifth Ranger to record 60+ assists in multiple seasons with team

\* His assist total was third most in a single season by a Ranger, behind Brian Leetch (1991-92 - 80) and Sergei Zubov (1993-94 - 77)

\* His 96 points were tied for the 11th most in team history

\* Played in his 450th career game on Nov. 18 vs. TOR; Since 1967, was the 35th player in the NHL to







notch 320 or more assists in 450 or fewer games. Panarin and Connor McDavid are the only two players who made their debut in 2015-16 or later to record 489 or more points in 450 games or less

\* Earned his 500th career NHL point in his 457th career game on Dec. 7 vs. CHI; was the 49th player in NHL history to record 500 points in 457 or fewer games and the fifth active player to do so (Connor McDavid – 369 GP, Sidney Crosby – 369 GP, Alex Ovechkin – 373 GP, Evgeni Malkin – 413 GP). Since the 2015-16 season, was one of five players to notch 500 points in that span (McDavid, Kane, Draisaitl, Marchand). He required the sixth-fewest games among undrafted players to reach 500 career points (for those who debuted in 1963-64 onward, following the first NHL Draft). He trailed only Wayne Gretzky (234 GP), Peter Stastny (322 GP), Bobby Orr (396 GP), Joe Mullen (446 GP) and Adam Oates (456 GP)

\* Reached the 50-point mark on Feb. 1 vs. FLA (52 pts) and became the fourth undrafted player to begin his career with at least seven consecutive 50-point seasons, joining Wayne Gretzky (15: 1979-80 – 1993-94), Peter Stastny (12: 1980-81 – 1991-92) and Mike Ridley (9: 1985-86 – 1993-94)

\* Reached the 50-assist plateau, in his 54th game. The last Rangers skater to reach the 50-assist mark in fewer contests was Wayne Gretzky (51 GP) in 1996-97

\* Scored 20th goal of the season in his 500th career game, on Apr. 7 vs. PIT; at the time, the only active players with more points (558) through 500 career games were Sidney Crosby (706), Connor McDavid (680), Alex Ovechkin (633) and Evgeni Malkin (611)

\* On Apr. 16 vs. DET, tallied an assist to hit the 90-point mark for the second time with the Rangers (2019-20 – 95) and became the sixth player to have multiple 90-point seasons with the franchise; The others: Jean Ratelle (3x), Mark Messier (3x), Jaromir Jagr (2x), Wayne Gretzky (2x), Rod Gilbert (2x)

\* In G2 of the First Round, tallied his third career three-point playoff game and first as a member of the Rangers. He became the first New York skater to do so since J.T. Miller (3A) in Game 2 of the 2016 First Round

\* Scored his second career playoff overtime goal (Apr. 12, 2018 with CBJ), in G7 of the First Round, joining Derek Stepan (2015 R2) and Stephan Matteau (1994 ECF) as the only Game 7 overtime goal scorers in team history. He was the 13th player in franchise history to net a series-clinching goal

in overtime.

## 2020-21

\* Registered 58 points (17 goals, 41 assists), a plus-14 rating, and six penalty minutes in 42 games with the Rangers

\* Became the ninth player in NHL history to average at least 1.35 points per game and 0.15 penalty minutes or fewer per game in the same season (min. 40 games played), and the first to do so since Paul Kariya in 1996-97

\* Averaged 1.38 points per game for the second consecutive season; became the second player in franchise history to average at least 1.30 points per game in two different seasons (Messier) and the first to do so in two consecutive seasons

\* His 1.38 points per game average was tied for the fourth-best by a Ranger in one season (min. 20 games played) in franchise history, and his 0.98 assists per game average was the fourth-best by a Ranger in one season (min. two games played) in franchise history

\* Ranked third in the NHL in points per game and ranked second in the NHL (min. two games played) in assists per game

\* Tied for eighth in the NHL in assists and tied for 13th in points

\* Ranked second in the NHL (min. 20 games played) in assists per 60 minutes of ice time at 5-on-5 (2.17) and tied for fourth in points per 60 minutes of ice time at 5-on-5 (3.06)

\* Led the Rangers in points, ranked second in assists, ranked third in plus/minus rating and power play goals (five), and ranked fourth in goals and shots on goal (106)

\* The Rangers earned at least one point in 28 of the 42 games he played (22-14-6 record), including 24 of the 29 games which he tallied a point (20-5-4 record)

\* Posted 19 multi-point games, including eight three-point games (each of his eight three-point games took place at MSG)

\* Recorded 39 points (12 goals, 27 assists) in 22 games he played at MSG during the season; his 1.23 assists per game average at home was the best by a Ranger in one season (min. two games played) in franchise history, and his 1.77 points per game average at home was the third-best by a Ranger in one season (min. two games played) in franchise history

\* Named an alternate captain prior to the start of the season

\* Notched a power play assist, which was his 100th career point as a Ranger, tallied a goal in the shootout, and registered three shots on goal on Jan. 22 at PIT; tallied his first 100 career points with the Rangers in fewer games (73) than any other player in franchise history (Messier was previously the fastest player to register his first 100 career points with the Rangers – 74 games)

\* Recorded three points (one goal, two assists), including a power play assist on the game-winning goal, while skating in his 400th career NHL game on Feb. 1 vs. PIT; recorded 427 points in his first 400 career NHL games – among active players, the only ones who recorded more points within their first 400 career NHL games were Crosby, Ovechkin, Malkin, and McDavid

\* Registered a goal while skating in his 100th career game with the Rangers on Apr. 13 at NJD; tallied 138 points (45 goals, 93 assists) in his first 100 games as a member of the Blueshirts, and the 138 points and 93 assists are each the most by a player in his first 100 games with the Rangers in franchise history (Messier previously held the record in each category – 137 points and 92 assists)

#### 2019-20

\* Established career-highs in several categories, including goals (32), assists (63), points (95), and plus/minus rating (plus-36)

\* Named a finalist for the Hart Trophy, which is awarded annually “to the player adjudged to be the most valuable to his team,” and the Ted Lindsay Award, which is presented annually to the “most outstanding player in the NHL” as voted by fellow members of the NHLPA; was the first Ranger to be named a finalist for each award since Lundqvist in 2011-12 and the first Rangers skater to be named a finalist for each award since Jagr in 2005-06

\* Named to the NHL’s First All-Star Team at left wing; became the second left wing in Rangers history to be named to the NHL’s First All-Star Team (Lynn Patrick in 1941-42)

\* Was also the first Rangers player to be named to either of the NHL’s All-Star Teams since Lundqvist in 2012-13 (Second Team) and the first Ranger to be named to the NHL’s First All-Star Team since Lundqvist in 2011-12

\* Led the NHL in even strength points (71) and even strength assists (46); since the NHL began to track points by strength in 1933-34, was the fifth

Ranger to lead the NHL in even strength points (Lynn Patrick – 1941-42; Bathgate – tied for the NHL lead in 1955-56; Ratelle – 1967-68 and 1971-72; Tkaczuk – tied for NHL lead in 1969-70) and the seventh Ranger to lead the NHL in even strength assists (Boucher – tied for the NHL lead in 1934-35; Watson – tied for the NHL lead in 1937-38 and led the NHL in 1941-42; Laprade – tied for the NHL lead in 1947-48; Bathgate – 1955-56 and 1959-60; Ratelle – 1967-68; Gretzky – 1997-98) in a season

\* Became only the third Ranger to lead the NHL (or tie for the NHL lead) in both even strength points and even strength assists in the same season since 1933-34 (Bathgate – 1955-56; Ratelle – 1967-68)

\* Led the NHL in 5-on-5 points (59) and 5-on-5 assists (38); since the NHL began tracking 5-on-5 points and assists in 2009-10, became the first Ranger to lead the NHL in each category

\* His 71 even strength points were tied for the fourth-most by a Ranger in one season in franchise history (tied with Jagr in 2005-06); the only Rangers who recorded more even strength points in one season were the three members of the ‘G-A-G Line’ in 1971-72 (Ratelle – 82; Gilbert – 74; Hadfield – 72)

\* His 46 even strength assists were tied for the most by a Ranger in one season in franchise history (Messier – 1991-92; Gretzky – 1996-97)

\* His 95 points were the 12th-most in one season by a Ranger in franchise history, and his 63 assists were tied for the 12th-most by a Ranger in one season in franchise history; his 63 assists were also the most by a left winger in one season in franchise history

\* Averaged 1.38 points per game, which was the fourth-highest points per game average in one season (min. 40 games played) in franchise history (Ratelle – 1.73 in 1971-72; Jagr – 1.50 in 2005-06; Boucher – 1.48 in 1929-30)

\* Ranked second in the NHL (and led NHL forwards) in plus/minus rating, tied for second in the NHL in assists, tied for third in the NHL in points, tied for 13th in the NHL in goals, and ranked 16th in the NHL in takeaways (56)

\* Was the only NHL player who recorded 95 or more points and a plus-35 rating or better during the season; was the first NHL player who registered at least 95 points and a plus-35 rating or better in the same season since 2009-10 (Alex Ovechkin, Henrik Sedin, and Nicklas Backstrom)

\* Was the fourth Ranger in franchise history who

recorded 95 or more points and a plus-35 rating or better in the same season in franchise history; the only other three players who have done so with the Blueshirts were the three members of the 'G-A-G Line' in 1971-72

\* Was one of only two NHL players who recorded at least 95 points and was assessed 20 penalty minutes or fewer (Leon Draisaitl)

\* Was not assessed more than two penalty minutes in any of the 69 games he played during the season

\* Became the second player in franchise history to record 95 or more points and register 20 penalty minutes or fewer in the same season (Ratelle - 1971-72)

\* Was tied for second in the NHL in games with a point and in games with an assist (43), and ranked fourth in the NHL in multi-point games during the season

\* Posted a plus-40 on-ice even strength goal differential (he was on the ice for 89 of the Rangers' goals at even strength and was on ice for 49 of the Blueshirts' goals against at even strength)

\* Led the NHL in on-ice even strength goal differential, and the plus-40 differential was tied for the sixth-best an NHL player has recorded since the NHL began to track the statistic in 2009-10

\* Selected to represent the Rangers at the 2020 NHL All-Star Game (did not play due to injury); was selected to play in the NHL All-Star Game for the first time in his career

\* Registered 23 points (seven goals, 16 assists) and a plus-11 rating in November; the 23 points were the most any Ranger has recorded in November of one season in franchise history, and he also became the first Ranger to tally at least 23 points in any calendar month since Jagr in March of 2006

\* Selected as the NHL's Third Star of the Month for December

\* Tallied two points (one goal, one assist) in three playoff games

\* Notched an assist while skating in his first playoff game with the Rangers in Game 1 of the Qualifying Round at CAR on Aug. 1

\* Recorded a power play goal, which was his first playoff goal with the Rangers, in Game 2 at CAR on Aug. 3.

## 2018-19

\* Established career-highs in several categories, including game-winning goals (eight) and overtime goals (four)

\* Established Blue Jackets single-season franchise records in assists (59) and points (87), eclipsing the single-season franchise records he set in 2017-18 (55 assists and 82 points)

\* His four overtime goals were a Blue Jackets single-season franchise record

\* Posted 25 multi-point games, which were a career-high and the most any Blue Jacket registered in one season in franchise history (breaking Rick Nash's single-season franchise record of 24 multi-point games in 2008-09)

\* Tied for the NHL lead in overtime goals, tied for fifth in game-winning goals, ranked 13th in assists, and tied for 17th in points

\* Ranked fourth in the NHL in even strength assists (trailing only Kucherov, McDavid, and Marnier) and tied for seventh in the NHL in even strength points (tied with Crosby and Tavares)

\* Led Columbus in several categories, including assists and points, tied for the team lead in game-winning goals, ranked second in goals, and led team forwards in average ice time (19:51)

\* Established playoff career-highs in several categories, including games played (10), goals (five), assists (six), and points (11)

\* His 11 points were the most any Columbus player has recorded in one playoff year in franchise history

\* Ranked second in the NHL (min. 10 playoff games played) in points per game during the playoffs (1.10)

\* Led Columbus in points, tied for the team lead in goals and assists, and tied for third in shots on goal (27) in the playoffs; led team forwards in average ice time (21:44)

\* Recorded a point in eight of 10 playoff games; posted a playoff career-high six-game point streak from Game 1 of the First Round at TBL on Apr. 10 to Game 2 of the Second Round at BOS on Apr. 27 (four goals, five assists)

\* Established a single-game playoff career-high with two goals, tied a single-game playoff career-high with three points, and recorded an assist on the game-winning goal in the second overtime

while skating in a single-game playoff career-high 32:10 of ice time in Game 2 at BOS on Apr. 27.

#### 2017-18

\* Established Blue Jackets single-season franchise records at the time with 55 assists and 82 points in his first season with Columbus; he eclipsed both of those records in 2018-19

\* Tied for second in the NHL in even strength assists (41) and ranked seventh in the NHL in even strength points (61)

\* Led Columbus in several categories, including goals (27), assists (55), points (82), and plus/minus rating (plus-23), tied for the team lead in game-winning goals (five) and power play goals (seven), and ranked third in shots on goal and average ice time; led Blue Jackets forwards in average ice time

\* Tied for the NHL lead in shootout goals (six; was 6-for-10 (60.0%) in the shootout and tallied two game-deciding goals)

\* Established a playoff career-high in average ice time (25:59)

\* Led Columbus in assists and points, tied for second in goals, and ranked third in average ice time in the playoffs; led Blue Jackets forwards in average ice time

\* Posted three consecutive multi-point games in the first three games of the First Round against WSH

\* Established a single-game playoff career-high with three points (one goal, two assists), tied a single-game playoff career-high with two assists, and tallied his first career Stanley Cup Playoff overtime goal in Game 1 of the First Round at WSH on Apr. 12.

#### 2016-17

\* Named to the NHL's Second All-Star Team at Left Wing

\* Established career-highs in several categories, including games played (82)

\* Ranked fifth in the NHL in even strength points (57), tied for seventh in even strength assists (35), and tied for 11th in points (74)

\* Led Chicago in power play goals, ranked second in goals (31), points, plus/minus rating (plus-18), and shots on goal (211), ranked third in assists (43), and tied for third in game-winning goals (five)

\* Registered a five-game assist streak from Oct. 28 at NJD to Nov. 5 at DAL (three goals, five assists)

\* Recorded his first career "Gordie Howe Hat Trick", registering a goal, assist, and fighting major, and tallied the game-winning goal in overtime on Nov. 9 at STL

\* Registered one assist in four playoff games.

#### 2015-16

\* Won the Calder Trophy as the NHL's Rookie of the Year and was named to the NHL's All-Rookie Team

\* Became the seventh Blackhawk to win the Calder Trophy and the first since Patrick Kane

\* Led NHL rookies in several categories, including goals (30), assists (47), points (77), and game-winning goals (seven)

\* Tied for ninth in the NHL in points

\* Ranked second on Chicago in goals, assists, points, power play goals (eight), and ranked third in game-winning goals, shots on goal (187), power play assists (16), and power play points (24)

\* Tallied his first career NHL goal/point while making his NHL debut on Oct. 7 vs. NYR

\* Registered three points (one goal, two assists), including his first career NHL assist, and recorded his first career NHL game-winning goal on Oct. 10 vs. NYI

\* Notched seven points (two goals, five assists) in seven playoff games

\* Made his Stanley Cup Playoff debut in Game 1 of the First Round at STL on Apr. 13

\* Registered his first career Stanley Cup Playoff goal/point, which was also the game-winning goal, in Game 2 at STL on Apr. 15

\* Recorded his first career Stanley Cup Playoff assist in Game 3 vs. STL on Apr. 17 vs. STL

\* Received the Kharlamov Trophy as the Russian Hockey Player of the Year.

### **EUROPEAN CAREER**

#### 2014-15

\* Established KHL career-highs in several categories, including games played (54), goals (26), assists (36), and points (62)

\* Named to the KHL's First All-Star Team and was selected to play in the KHL All-Star Game

\* Tied for fourth in the KHL in points, ranked fifth in the league in goals, and tied for sixth in assists

\* Led SKA in goals and points, and ranked second in assists

\* Named the KHL's Forward of the Month for October; tallied 17 points (10 goals, seven assists) in 13 games

\* Helped SKA win the Gagarin Cup as KHL Champions; registered 20 points (five goals, 15 assists) in 20 playoff games

\* Established KHL playoff career-highs in games played, goals, assists, and points, and tied his KHL playoff career-high in plus/minus rating (plus-nine)

\* Tied for the KHL lead in assists and tied for third in points in the playoffs.

#### 2013-14

\* Recorded 40 points (20 goals, 20 assists) and a plus-21 rating in 51 KHL games with SKA

\* Established a KHL career-high in plus/minus rating

\* Skated in four playoff games. 2012-13: Split the season between Vityaz and SKA; recorded 19 points (11 goals, eight assists) in 43 KHL games

\* Recorded nine points (two goals, seven assists) in 14 playoff games with SKA.

#### 2011-12

\* Split the season between Vityaz and Ak Bars; registered 31 points (13 goals, 18 assists) in 50 KHL games

\* Skated in three KHL playoff games with Ak Bars.

#### 2010-11

\* Tallied 21 points (five goals, 16 assists) in 40 KHL games with Vityaz

\* Registered 17 points (five goals, 12 assists) and a plus-14 rating in 13 games with Russkie Vityazi Chekhov of the Junior Hockey League (MHL).

#### 2009-10

\* Tallied nine points (one goal, eight assists) in 20 KHL games with Vityaz

\* Recorded 44 points (20 goals, 24 assists) and a plus-19 rating in 38 MHL games with Russkie Vityazi Chekhov

\* Ranked fourth on the team in goals, assists, and points

\* Notched three points (one goal, two assists) in three MHL playoff games.

#### 2008-09

\* Registered one assist in five KHL games with Vityaz

\* Notched his first career KHL assist/point while making his KHL debut on Oct. 17 against Lada

\* Recorded 68 points (29 goals, 39 assists) in 62 games with Vityaz Chekhov's 2nd team in the Russian First League (Russia3).

### **INTERNATIONAL CAREER**

#### 2017

\* Registered 17 points (four goals, 13 assists) in nine games while helping Russia earn a bronze medal at the 2017 IIHF World Championship

\* Named the Best Forward of the Tournament and was selected to the Tournament All-Star Team; also named one of the Top Three Players on his Team in the Tournament

\* Led all players in the tournament in assists and points

#### 2016

\* Recorded 15 points (six goals, nine assists) and posted a plus-nine rating in 10 games while helping Russia earn a bronze medal at the 2016 IIHF World Championship

\* Tallied two points (one goal, one assist) in four games while representing Russia at the 2016 World Cup of Hockey.

#### 2015

\* Registered 10 points (five goals, five assists) in 10 games while helping Russia earn a silver medal at the 2015 IIHF World Championship

\* Named one of the Top Three Players on his Team in the tournament. 2011: Recorded five points (three goals, two assists) in seven games while helping Russia win a gold medal at the 2011 IIHF World Junior Championship

\* Recorded two goals in the third period, including the game-winning goal, in the Gold Medal Game against Canada on Jan. 5.

### **CAREER TRANSACTIONS**

\* Signed as a free agent by Chicago, May 1, 2015.

\* Traded to Columbus by Chicago with Tyler Motte and NY Islanders' 6th round pick (previously acquired, Columbus selected Jonathan Davidsson) in 2017 NHL Draft for Brandon Saad, Anton Forsberg and Columbus' 5th round pick in 2018 NHL Draft, June 23, 2017.

\* Signed as a free agent by NY Rangers, July 1, 2019.

## CAREER STATISTICS

SEASON	TEAM	LEAGUE	REGULAR SEASON					PLAYOFFS				
			GP	G	A	PTS	PIM	GP	G	A	PTS	PIM
2008-09	Vityaz	KHL	5	0	1	1	2	-	-	-	-	-
	Vityaz-2	Russia3	62	29	39	68	70	13	4	5	9	28
2009-10	Vityaz	KHL	20	1	8	9	16	-	-	-	-	-
	Russkie Vityazi	MHL	38	20	24	44	55	3	1	2	3	0
2010-11	Vityaz	KHL	40	5	16	21	8	-	-	-	-	-
	Russkie Vityazi	MHL	13	5	12	17	22	-	-	-	-	-
	Russia	WJC	7	3	2	5	2	-	-	-	-	-
2011-12	Vityaz	KHL	38	12	14	26	49	-	-	-	-	-
	Ak Bars	KHL	12	1	4	5	4	3	0	0	0	0
2012-13	Vityaz	KHL	40	11	7	18	22	-	-	-	-	-
	SKA St. Petersburg	KHL	3	0	1	1	2	14	2	7	9	0
2013-14	SKA St. Petersburg	KHL	51	20	20	40	30	4	0	0	0	2
2014-15	SKA St. Petersburg	KHL	54	26	36	62	37	20	5	15	20	4
	Russia	WC	10	5	5	10	4	-	-	-	-	-
2015-16	Blackhawks	NHL	80	30	47	77	32	7	2	5	7	14
	Russia	WC	10	6	9	15	4	-	-	-	-	-
2016-17	Blackhawks	NHL	82	31	43	74	21	4	0	1	1	0
	Russia	W-Cup	4	1	1	2	4	-	-	-	-	-
	Russia	WC	9	4	13	17	4	-	-	-	-	-
2017-18	Blue Jackets	NHL	81	27	55	82	26	6	2	5	7	6
2018-19	Blue Jackets	NHL	79	28	59	87	23	10	5	6	11	0
2019-20	RANGERS	NHL	69	32	63	95	20	3	1	1	2	0
2020-21	RANGERS	NHL	42	17	41	58	6	-	-	-	-	-
2021-22	RANGERS	NHL	75	22	74	96	18	20	6	10	16	8
2022-23	RANGERS	NHL	82	29	63	92	36	7	0	2	2	2
2023-24	RANGERS	NHL	82	49	71	120	24	16	5	10	15	4
	<b>NHL TOTALS</b>		<b>672</b>	<b>265</b>	<b>516</b>	<b>781</b>	<b>206</b>	<b>73</b>	<b>21</b>	<b>40</b>	<b>61</b>	<b>34</b>
	<b>NYR TOTALS</b>		<b>350</b>	<b>149</b>	<b>312</b>	<b>461</b>	<b>612</b>	<b>46</b>	<b>12</b>	<b>23</b>	<b>35</b>	<b>14</b>

## STATISTICAL BREAKDOWN

SEASON	PPG	SHG	GWG	+/-	S	S%	TF	F%	H	BS	MIN
2015-16	8	0	7	8	187	16.0	0	0.0	46	14	18:31
2016-17	9	0	5	18	211	14.7	10	20.0	23	14	19:28
2017-18	7	0	5	23	228	11.8	7	0.0	15	19	20:08
2018-19	6	0	8	14	191	14.7	4	25.0	14	17	19:51
2019-20	7	0	4	36	209	15.3	2	50.0	25	18	20:36
2020-21	5	0	1	14	106	16.0	3	0.0	13	7	19:39
2021-22	5	0	5	21	177	12.4	2	50.0	22	14	19:13
2022-23	9	0	4	4	204	14.2	19	31.6	26	11	19:36
2023-24	11	1	5	18	303	16.2	10	10.0	18	15	20:07
<b>TOTALS</b>	<b>67</b>	<b>1</b>	<b>44</b>	<b>156</b>	<b>1,816</b>	<b>14.6</b>	<b>57</b>	<b>21.1</b>	<b>202</b>	<b>129</b>	<b>19:41</b>



### CAREER HAT TRICKS (7)

DATE	OPPONENT	GOALTENDER
2/17/16	at NYR	Lundqvist (2), Empty Net (1)
3/20/18	at NYR	Lundqvist (2), Empty Net (1)
12/12/19	at SJS	Jones (2), Empty Net (1)
2/11/23	at CAR	Raanta (4)
12/3/23	SJS	Blackwood
12/30/23	at TBL	Vasilevskiy
3/21/24	at BOS	Swayman (2), Empty Net (1)

### NHL FIRSTS

GAME	10/7/15 vs. NYR
GOAL	10/7/15 vs. NYR (Lundqvist)
ASSIST	10/10/15 vs. NYI

### NHL AWARDS

Calder Trophy - 2015-16
NHL All-Rookie Team - 2015-16
NHL First All-Star Team - 2019-20, 2023-24
NHL Second All-Star Team - 2016-17, 2022-23

### ALL-STAR GAME SCORING

SEASON	TEAM	G	A
2019-20	Metropolitan Division	Injured	
2022-23	Metropolitan Division	0	3

### RANGERS RECORDS

Rangers' all-time leader in points per game - 1.32
Rangers' all-time leader in assists per game - 0.89 (min. 10 games played)
Most points combined between the regular season and playoffs - 135 (2023-24)
Most assists in one season by a Rangers forward - 74 (2021-22)
Most even strength assists in one season by a Ranger - 46 (2019-20); tied with Messier (1991-92) and Gretzky (1996-97)
Most points in first 100 games with the Rangers - 138
Most assists in first 100 games with Rangers - 93

### RANGERS AWARDS

Rangers MVP (as voted by the Professional Hockey Writers Association) - 2019-20, 2023-24
--



# JONATHAN QUICK

## GOALTENDER

32

HEIGHT: 6'1" - WEIGHT: 220 - CATCHES: LEFT - BORN: JAN. 21, 1986 - BIRTHPLACE: MILFORD, CT

### PROFESSIONAL CAREER

#### 2023-24

\* Had a 18-6-2 record in 27 games in his first season with the Rangers, along with a 2.62 goals-against average, .911 save percentage and two shutouts.

\* Was named the team's nominee for the Masterton Trophy, awarded for perseverance, sportsmanship & dedication to the sport of hockey.

\* Named the winner of the Players' Player Award, as voted on by his teammates.

\* On March 30 in Arizona, became the all-time wins leader (392) among American-born goaltenders, surpassing Ryan Miller.

\* Began his tenure with a 9-0-1 mark, becoming the first goalie in franchise history to notch points in his first 10 decisions.

#### 2022-23

\* Split season between the Kings and Golden Knights, tallying a 16-15-6 record in 41 games with two shutouts.

\* He won his first four starts with Vegas and finished 5-2-2 with the Stanley Cup-winning club.

#### 2021-22

\* Reached 20-win plateau for ninth time in career.

\* Registered his 56th career shutout (27 saves) on Dec. 9 vs. Dallas, becoming 23rd goaltender in league history to reach such mark.

\* Won his 350th career NHL game on Feb. 25 at Anaheim, joining Ryan Miller (390), John Vanbiesbrouck (374) and Tom Barrasso (369) as only American-born goalies with 350+ wins.

\* Became the first US-born goalie to ever record 10 playoff shutouts and the 24th in league history to win 49 playoff games, tying Glenn Hall.

#### 2020-21

\* Winning record of 11-9-2 with two shutouts and a 2.86 GAA.

#### 2017-18

\* Won the Jennings Trophy when the Kings allowed the fewest goals in the NHL.

\* Posted a 33-28-3 record with a 2.40 goals-against average, a .921 save percentage and five shutouts in 64 appearances (63 starts).

#### 2016-17

\* Was limited to only 17 appearances in net, the second lowest of his career behind his rookie season (3 GP).

#### 2015-16

\* Posted a career-high 40 wins, posted a 2.22 GAA, the third highest of his career.

\* His wins ranked second in the NHL.

#### 2014-15

\* Recipient of Kings Most Popular Player Award.

\* Passed Rogie Vachon on Kings all-time list in both shutouts (32) and games played (389).

\* Appeared in his 400th NHL game March 26 at NYI.

\* Started a career-high 16 straight games, Jan. 14-Feb. 2

\* Registered his 33rd career shutout, surpassing Rogie Vachon for first on the Kings all-time shutout list.

#### 2013-14

\* Won second Stanley Cup as member of Kings.

\* Surpassed Rogie Vachon as the winningest goaltender (172 wins) in Kings history on March 22 vs. FLA (327th career game).

\* In postseason, among NHL goaltenders he ranked: first in wins, first in saves, first in games played, tied for first in shutouts, sixth in SV% and seventh in GAA.



#### 2012-13

\* In playoffs, among NHL goaltenders he ranked: third in wins, second in GAA, second in SV% and tied for first in shutouts.

#### 2011-12

\* Among NHL goaltenders he ranked: fourth in appearances, tied for fifth in wins, second in GAA, tied for fifth in SV% and first in shutouts.

\* Allowed two-or-fewer goals 46 times (31-8-7)...

\* Allowed one goal or shut out opposition 27 times (18-5-4)...

\* Awarded the Conn Smythe as playoff MVP in first Stanley Cup championship for Los Angeles.

\* In the playoffs, among NHL goaltenders he ranked: first in wins, first in GAA (ranked third-best in NHL history among goalies with at least 10 games played), first in SV% (tied for the best in NHL history among goalies with at least 10 games played) and tied for first in shutouts.

#### 2010-11

\* Among NHL goaltenders he ranked: tied for ninth in wins, sixth in GAA, tied for sixth in shutouts, first in shootout wins (10) and fourth in shootout SV% among goalies with 20+ shots faced (.818)

#### 2009-10

Among NHL goaltenders he ranked: sixth in wins, fourth in appearances, 10th in saves and tied for first in shootout wins (eight).

\*First career playoff win April 17, 2010 at VAN (in OT).

#### 2008-09

\* Among NHL rookie goaltenders he ranked: third in wins, GAA, SV%, shutouts, appearances and saves...21 wins third most by Kings rookie goaltender.

\* First career shutout (sixth career NHL game and fourth career NHL start) Dec. 23 at CBJ (24 saves, 3-0 win)

\* Won NHL debut Dec. 6 vs. BUF

#### **AMATEUR CAREER**

\* Played two seasons at UMass, going 19-12-5 in his last season with a 2.16 save percentage.

\* In 2007, was named to the Hockey East Second All-Star Team and NCAA East Second All-American Team.

#### **INTERNATIONAL CAREER**

\* Played for the United States in the Winter Olympics in 2010 and 2014, and the World Cup of Hockey in 2016.

#### **CAREER TRANSACTIONS**

\* Selected by Los Angeles in the third round, 72nd overall, of the 2005 NHL Entry Draft.

\* Traded to Columbus by Los Angeles with a conditional pick in the 2023 NHL Draft and 3rd-round pick in 2024 for Vladislav Gavrikov and Joonas Korpi, March 1, 2023.

\* Traded to Vegas by Columbus for Michael Hutchinson and a 7th-round pick in the 2025 NHL Draft, March 2, 2023.

\* Signed as a free agent by NY Rangers, July 1, 2023.

## CAREER STATISTICS

### REGULAR SEASON

SEASON	TEAM	LEAGUE	GP	W	L	T	OT	SO	GA	SA	GAA	SV%	MIN	A	PIM
2005-06	UMass	NCAA	17	4	10	--	1	0	45	--	2.98	.920	905	--	--
2006-07	UMass	NCAA	37	19	12	--	5	3	80	--	2.16	.929	2,224	--	--
2007-08	Kings	NHL	3	1	2	--	0	0	9	62	3.84	.855	140:31	0	0
	Manchester	AHL	19	11	8	--	0	3	--	--	2.32	.922	--	--	--
	Reading	ECHL	38	23	11	--	3	-	--	--	2.79	.905	--	--	--
2008-09	Kings	NHL	44	21	18	--	2	4	103	1,200	2.48	.914	2494:54	1	0
	Manchester	AHL	14	6	5	--	2	0	--	--	2.68	.919	827	--	--
2009-10	Kings	NHL	72	39	24	--	7	4	180	1,927	2.54	.907	4258:35	1	2
2010-11	Kings	NHL	61	35	22	--	3	6	134	1,631	2.24	.918	3590:34	2	0
2011-12	Kings	NHL	69	35	21	--	13	10	133	1,863	1.95	.929	4099:26	2	6
2012-13	Kings	NHL	37	18	13	--	4	1	87	889	2.45	.902	2133:42	0	2
2013-14	Kings	NHL	49	27	17	--	4	6	100	1,183	2.07	.915	2904:45	2	2
	USA	OG	5	0	2	--	0	0	7	--	2.17	.923	--	--	--
2014-15	Kings	NHL	72	36	22	--	13	6	156	1,896	2.24	.918	4184:15	1	18
2015-16	Kings	NHL	68	40	23	--	5	5	149	1,820	2.22	.918	4034:29	3	10
2016-17	Kings	NHL	17	8	5	--	2	35	421	2.26	.917	930:57	0	2	
	USA	WCup	2	--	--	--	0	--	--	--	3.56	.863	--	--	--
2017-18	Kings	NHL	64	33	28	--	3	5	147	1,867	2.4	.921	3677:05	4	10
2018-19	Kings	NHL	46	16	23	--	7	2	149	1,329	3.38	.888	2647:34	2	6
2019-20	Kings	NHL	42	16	22	--	4	1	117	1,224	2.79	.904	2516:14	1	0
2020-21	Kings	NHL	22	11	9	--	2	2	58	566	2.86	.898	1218:49	0	0
2021-22	Kings	NHL	46	23	13	--	9	2	116	1,284	2.59	.910	2685:52	1	6
2022-23	Kings	NHL	31	11	13	--	4	1	99	699	3.50	.876	1669:23	0	2
	Golden Knights	NHL	10	9	5	--	2	1	28	282	3.13	.901	536:22	0	2
2023-24	RANGERS	NHL	27	18	6	--	2	2	69	771	2.62	.911	1582:44	1	8
	NHL TOTALS		780	393	283	-	86	60	1,869	21,013	2.47	.911	45335:11	21	76
	NYR TOTALS		27	18	6	-	2	2	69	771	2.62	.911	1582:44	1	8

### PLAYOFFS

SEASON	TEAM	LEAGUE	GP	W	L	SO	GA	SA	GAA	SV%	MIN
2009-10	Kings	NHL	6	2	4	0	21	181	3.50	.884	360:27
2010-11	Kings	NHL	6	2	4	1	20	229	3.16	.913	380:15
2011-12	Kings	NHL	20	16	4	3	29	538	1.41	.946	1238:12
2012-13	Kings	NHL	18	9	9	3	34	518	1.86	.934	1099:00
2013-14	Kings	NHL	26	16	10	2	69	774	2.58	.911	1605:16
2015-16	Kings	NHL	5	1	4	0	15	132	3.04	.886	295:35
2017-18	Kings	NHL	4	0	4	0	7	131	1.55	.947	271:26
2021-22	Kings	NHL	7	3	4	1	22	228	3.43	.904	384:45
	NHL TOTALS		92	49	43	10	217	2,731	2.31	.921	5634:56

#### NHL AWARDS

Stanley Cup - 2011-12, 2013-14, 2022-23

Conn Smythe Trophy - 2011-12

William M. Jennings Trophy - 2013-14, 2017-18

NHL Second All-Star Team - 2011-12

NHL All-Star Game - 2011-12, 2015-16

#### NHL FIRSTS

GAME 12/6/07 vs. BUF

WIN 12/6/07 vs. BUF

SHUTOUT 12/23/08 at CBJ

### CAREER SHOOTOUTS

W	L	SA	GA	SV%
51	46	342	109	.681



# MATT REMPE

## CENTER

# 73

HEIGHT: 6'9" - WEIGHT: 255 - SHOOTS: RIGHT - BORN: JUN. 29, 2002 - BIRTHPLACE: CALGARY, ALB

### PROFESSIONAL CAREER

#### 2023-24

\* Played in 17 games for the Rangers, recording two points (1G-1A). Added one goal in 11 playoff games.

\* Scored first career goal on Feb. 24 at PHI.

\* Made NHL debut on Feb. 18 against NYI in Stadium Series, first to ever make debut in an outdoor game

\* Had 12 points (8G-4A) in 43 games with Hartford this season.

#### 2022-23

\* Skated in 53 games for the Hartford Wolf Pack, notching six goals and four assists for 10 points.

### AMATEUR CAREER

\* Over the course of his career in the WHL, collected 59 points (30G-29A) in 111 games, all with Seattle Thunderbirds.

\* Posted WHL career highs in 2021-22 with Seattle in goals (17).

\* In 2019-20, he was named the "Most Improved Player" on the Thunderbirds.

\* Skated in 45 games with Spruce Grove of the Alberta Junior Hockey League (AJHL), recording 12 points (4G-8A).

### CAREER TRANSACTIONS

\* Selected by the Rangers in the first round, 19th overall, of the 2020 NHL Entry Draft.

### CAREER STATISTICS

SEASON	TEAM	LEAGUE	REGULAR SEASON					PLAYOFFS				
			GP	G	A	PTS	PIM	GP	G	A	PTS	PIM
2018-19	Spruce Grove	AJHL	43	4	8	12	32	8	0	1	1	0
2019-20	Seattle	WHL	47	12	19	31	53	-	-	-	-	-
2020-21	Spruce Grove	AJHL	2	0	0	0	2	-	-	-	-	-
	Seattle	WHL	8	1	4	5	12	-	-	-	-	-
2021-22	Seattle	WHL	56	17	6	23	93	24	8	4	12	10
2022-23	Hartford	AHL	53	6	4	10	87	-	-	-	-	-
2023-24	RANGERS	NHL	17	1	1	2	71	11	1	0	1	10
	Hartford	AHL	43	8	4	12	96	-	-	-	-	-
NHL/NYR TOTALS			17	1	1	2	71	11	1	0	1	10

### STATISTICAL BREAKDOWN

SEASON	PPG	SHG	GWG	+/-	S	S%	TF	F%	H	BS	MIN
2023-24	0	0	1	1	12	8.3	8	50.0	50	5	5:38
TOTALS	0	0	1	1	12	8.3	8	50.0	50	5	5:38

### NHL FIRSTS

GAME 2/18/24 at NYI (Stadium Series)

GOAL 2/24/24 at PHI (S. Ersson)

ASSIST 2/25/24 at CBJ







# CHAD RUHWEDL

## DEFENSEMAN

5

HEIGHT: 5'11" - WEIGHT: 189 - SHOOTS: RIGHT - BORN: MAY, 7, 1990 - BIRTHPLACE: SAN DIEGO, CA

### PROFESSIONAL CAREER

#### 2023-24

\* Recorded one goal and three assists for four points in 52 games between the Rangers (five games) and the Pittsburgh Penguins (47 games).

\* Added 90 hits and 44 blocked shots to his season totals.

\* Played five games for NYR after the trade.

\* Made Rangers debut on Mar. 19 vs. WPG.

\* Acquired by Rangers on Mar. 8

\* Ranked fourth on the Penguins in hits (75) at time of trade

#### 2022-23

\* Skated in seventh season with the Penguins, recording one goal and four assists for five points in 47 games.

#### 2021-22

\* Notched career highs in games played (78), goals (4), assists (9) and points (13) with Pittsburgh.

\* Had a career-high 82 shots on goal.

#### 2017-18

\* Skated in 12 playoff games with the Penguins.

#### 2016-17

\* Was apart of the Stanley Cup winning Penguins

\* Made his playoff debut in Game 6 of the 2017 Second Round against Washington.

#### 2014-15

\* Served as an alternate captain for Rochester of the AHL, where he posted career highs in games played (72), goals (10), assists (26) and points (36)

\* Was voted team MVP by teammates

#### 2012-13

\* Made NHL debut with the Buffalo Sabres, playing seven games for the team.

### AMATEUR HIGHLIGHTS

\* Played three seasons of college hockey at the University of Massachusetts-Lowell from 2010-13, posting 63 points (15G-48A) in 110 career games.

\* In his last college seasons in 2012-13, served as an alternate captain and was named NCAA First-Team All-American, First-Team All-Hockey East and best defenseman in New England.

\* Helped guide UMass-Lowell to the 2013 Frozen Four

\* Played two years with Sioux Falls of the USHL from 2008-10, serving as captain in both seasons

\* Named a USHL All-Star in 2009-10.

### CAREER TRANSACTIONS

\* Signed as a free agent by Buffalo, April 13, 2013.

\* Signed as a free agent by Pittsburgh, July 1, 2016.

\* Traded to NY Rangers by Pittsburgh for a 4th-round pick in the 2027 NHL Draft, March 8, 2024.



## CAREER STATISTICS

SEASON	TEAM	LEAGUE	REGULAR SEASON					PLAYOFFS				
			GP	G	A	PTS	PIM	GP	G	A	PTS	PIM
2008-09	Sioux Falls	USHL	55	0	11	11	30	4	0	1	1	4
2009-10	Sioux Falls	USHL	58	5	17	22	55	3	0	1	1	2
2010-11	UMass-Lowell	NCAA	32	2	13	15	10	-	-	-	-	-
2011-12	UMass-Lowell	NCAA	37	6	19	25	26	-	-	-	-	-
2012-13	UMass-Lowell	NCAA	41	7	16	23	20	-	-	-	-	-
	Sabres	NHL	7	0	0	0	0	-	-	-	-	-
2013-14	Sabres	NHL	21	0	1	1	2	-	-	-	-	-
	Rochester	Spengler	3	0	0	0	0	-	-	-	-	-
	Rochester	AHL	47	4	24	28	22	5	2	3	5	4
2014-15	Sabres	NHL	4	0	1	1	0	-	-	-	-	-
	Rochester	AHL	72	10	26	36	22	-	-	-	-	-
2015-16	Sabres	NHL	1	0	0	0	0	-	-	-	-	-
	Rochester	AHL	59	10	16	26	26	-	-	-	-	-
2016-17	Penguins	NHL	34	2	8	10	8	6	0	0	0	4
	Wilkes-Barre/Scranton	AHL	28	4	12	16	12	-	-	-	-	-
2017-18	Penguins	NHL	44	2	3	5	16	12	0	0	0	2
2018-19	Penguins	NHL	18	1	1	2	4	-	-	-	-	-
	Wilkes-Barre/Scranton	AHL	5	1	4	5	2	-	-	-	-	-
2019-20	Penguins	NHL	41	2	4	6	12	-	-	-	-	-
2020-21	Penguins	NHL	17	0	2	2	14	-	-	-	-	-
2021-22	Penguins	NHL	78	4	9	13	14	7	0	0	0	0
2022-23	Penguins	NHL	47	1	4	5	18	-	-	-	-	-
2023-24	Penguins	NHL	47	1	3	4	4	-	-	-	-	-
	RANGERS	NHL	5	0	0	0	0	-	-	-	-	-
	<b>NHL TOTALS</b>		<b>364</b>	<b>13</b>	<b>36</b>	<b>49</b>	<b>94</b>	<b>25</b>	<b>0</b>	<b>0</b>	<b>0</b>	<b>6</b>
	<b>NYR TOTALS</b>		<b>5</b>	<b>0</b>	<b>0</b>	<b>0</b>	<b>0</b>	<b>-</b>	<b>-</b>	<b>-</b>	<b>-</b>	<b>-</b>

### STATISTICAL BREAKDOWN

SEASON	PPG	SHG	GWG	+/-	S	S%	TF	F%	H	BS	MIN
2012-13	0	0	0	0	8	0	0	0.0	7	8	14:12
2013-14	0	0	0	-3	35	0	0	0.0	20	29	17:53
2014-15	0	0	0	3	4	0	0	0.0	6	2	12:28
2015-16	0	0	0	0	1	0	0	0.0	3	2	15:30
2016-17	0	0	0	9	45	4.4	0	0.0	36	26	17:20
2017-18	0	0	0	-8	67	3	0	0.0	67	43	15:44
2018-19	0	0	0	-9	22	4.6	0	0.0	40	16	16:17
2019-20	0	0	0	4	44	4.6	0	0.0	74	25	14:46
2020-21	0	0	0	3	16	0	0	0.0	32	13	14:42
2021-22	0	0	0	2	82	4.9	0	0.0	149	86	15:20
2022-23	0	0	0	-4	36	2.8	0	0.0	90	51	14:34
2023-24	0	0	0	-6	35	2.9	0	0.0	90	44	12:42
<b>TOTALS</b>	<b>0</b>	<b>0</b>	<b>1</b>	<b>-9</b>	<b>395</b>	<b>3.3</b>	<b>0</b>	<b>0.0</b>	<b>614</b>	<b>345</b>	<b>15:08</b>

#### NHL FIRSTS

GAME	4/14/13 vs. TBL
GOAL	12/23/16 vs. NJD (C. Schneider)
ASSIST	4/4/14 at DET





# BRADEN SCHNEIDER

4

## DEFENSEMAN

HEIGHT: 6'3" - WEIGHT: 213 - SHOOTS: RIGHT - BORN: SEP. 20, 2001 - BIRTHPLACE: PRINCE ALBERT, SK

### PROFESSIONAL CAREER

#### 2023-24

\* Was one of five players on NYR to play in all 82 games

\* Posted a career-high 14 assists, 19 points and 15:53 TOI/GP

\* Played in his 200th career game on Apr. 3 vs. NJD.

\* Recorded first goal and first assist of season on Oct. 26 at EDM.

#### 2022-23

\* In 81 games, had five goals and 13 assists for 18 points.

\* Ranked fourth among Rangers defensemen in plus/minus and tied for fourth in points.

\* Ranked third among Blueshirts d-men in hits with 147 and second in blocked shots (130).

\* Played in 100th career game on Feb. 20 vs. WPG.

#### 2021-22

\* Recorded 11 points (2G-9A) in first 43 NHL games

\* Among Rangers defensemen, ranked fifth points and third in P/GP (0.26) ..

\* Made his NHL debut on Jan. 13 at SJS, scoring one goal; became the seventh defenseman in Rangers history and first since Thomas Pock on March 23, 2004 to score a goal in his NHL debut; was the third Ranger to make his NHL debut last season (Nils Lundkvist, Adam Huska) ... Recorded his fifth career point (1G-4A) on Feb. 20 at OTT

\* Fifth career assist came on Mar. 15 vs. ANA

\* Scored the second goal of his career on Mar. 29 at PIT

\* Had points in back-to-back games on Mar. 29-30

\* Collected his second career multi-point/assist game with two helpers in season finale on Apr. 29 vs. WSH

\* Had three assists in 20 playoff games

\* Notched his first career playoff point with an assist in G2 of First Round

\* In G7 of First Round, became the youngest player in Rangers history to record a point (A) in a Game 7, besting Alex Kovalev (21 years, 110 days) in the 1994 Stanley Cup Final.

### AHL CAREER

#### 2021-22

\* Started his season with the Hartford Wolf Pack, recording nine assists and a plus-9 rating in 24 games.

#### 2020-21

\* Tallied an assist and posted a plus-two rating in two games with Hartford

\* Made his AHL debut on Feb. 7 vs. Bridgeport

\* Notched his first career AHL assist/point on Feb. 11 at Providence.

### JUNIOR CAREER

#### 2020-21

\* Registered 27 points (five goals, 22 assists) and a plus-18 rating in 22 games with Brandon

\* Won the Bill Hunter Memorial Trophy as the WHL Defenseman of the Year

\* Selected as the WHL East Division Defenseman of the Year and was named to WHL East Division All-Star Team

\* Established WHL career-highs in points per game (1.23) and plus/minus rating

\* Ranked second in the WHL in power play assists (15), tied for second in game-winning goals (two), tied for fifth in plus/minus rating, and tied for sixth in assists

\* Ranked second among WHL defensemen in assists, tied for second in plus/minus rating, ranked third in points, and tied for fifth in goals

\* Served as Brandon's captain

\* Helped Brandon win the East Division Championship.

#### 2019-20

\* Recorded 42 points (seven goals, 35 assists) and a plus-nine rating in 60 games with Brandon





\* Was selected to the WHL Eastern Conference's First All-Star Team

\* Established WHL career-highs in several categories, including assists and points

\* Ranked first among all WHL draft eligible defensemen for the 2020 NHL Entry Draft in assists and points

\* Named the winner of Brandon's Mike Adamski Hardest Working Player Award

\* Served as an alternate captain with Brandon for the second consecutive season

\* Represented the WHL All-Stars in the 2019 Canada Russia Series.

#### 2018-19

\* Tallied 24 points (eight goals, 16 assists) and posted a plus-13 rating in 58 games with Brandon

\* Established a WHL career-high in goals

\* Led Brandon defensemen in goals and ranked second among Brandon defensemen in points. 2017-18: Recorded 22 points (one goal, 21 assists) and a plus-10 rating in 66 games in his rookie season in the WHL with Brandon

\* Tied for third among WHL rookies in plus/minus rating and tied for 11th among WHL rookies (tied for third among WHL rookie defensemen) in assists

\* Notched two assists, including his first career WHL regular season assist/point, on Sept. 22 vs. Regina

\* Registered his first career WHL goal on Feb. 19 vs. Moose Jaw.

#### 2016-17

\* Skated in one regular season game with Brandon

\* Made his WHL debut as a 15-year-old on Mar. 18 vs. Regina

\* Notched one assist in three playoff games.

### **MINOR CAREER**

#### 2016-17

\* Registered 31 points (12 goals, 19 assists) and 73 penalty minutes in 35 games with the Prince Albert Mintos U18 AAA team in the Saskatchewan Male AAA Hockey League (SMAAAHL)

\* Skated in six playoff games.

#### 2015-16

\* Tallied one assist in two regular season games and skated in two playoff games with the Prince Albert Mintos U18 AAA team in the SMAAAHL

\* Recorded 20 points (seven goals, 13 assists) in 30 games with the Prince Albert Raiders U15 AA team in the Saskatchewan AA Hockey League (SAAHL)

\* Served as the team's captain

\* Notched four points (one goal, three assists) in three playoff games.

#### 2014-15

\* Tallied 20 points (six goals, 14 assists) in 27 games with the Prince Albert Raiders U15 AA team in the SAAHL.

### **INTERNATIONAL CAREER**

#### 2021

\* Helped Canada win a gold medal at the 2021 IIHF World Championship

\* Recorded three points (one goal, two assists) and a plus-eight rating in six games while helping Canada earn a silver medal at the 2021 IIHF World Junior Championship.

#### 2019

\* Registered three points (two goals, one assist) and a plus-nine rating while representing Canada at the 2019 IIHF U18 World Championship

\* Selected as one of the Top Three Players on his Team in the tournament.

#### 2018

\* Helped Canada win a gold medal at the 2018 Hlinka Gretzky Cup. 2017: Recorded two points (one goal, one assist) in six games while playing with Canada-White at the 2017 World U17 Hockey Challenge

\* Served as the team's captain in the tournament.

### **CAREER TRANSACTIONS**

\* Selected by the Rangers in the first round, 19th overall, of the 2020 NHL Entry Draft.

## CAREER STATISTICS


SEASON	TEAM	LEAGUE	REGULAR SEASON					PLAYOFFS				
			GP	G	A	PTS	PIM	GP	G	A	PTS	PIM
2014-15	Prince Albert U15	SAAHL U15	27	6	14	20	55	9	1	2	3	8
2015-16	Prince Albert U18	SMAAAHL	2	0	1	1	0	2	0	0	0	0
	Prince Albert U15	SAAHL U15	30	7	13	20	26	3	1	3	4	2
2016-17	Prince Albert U18	SMAAAHL	35	12	19	31	73	6	0	0	0	23
	Brandon	WHL	1	0	0	0	0	3	0	1	1	0
2017-18	Brandon	WHL	66	1	21	22	16	11	0	6	6	4
	Canada White	WHC-17	6	1	1	2	0	-	-	-	-	-
2018-19	Brandon	WHL	58	8	16	24	26	-	-	-	-	-
	Canada	WJC-18	7	2	1	3	2	-	-	-	-	-
2019-20	Brandon	WHL	60	7	35	42	42	-	-	-	-	-
2020-21	Hartford	AHL	2	0	1	1	0	-	-	-	-	-
	Brandon	WHL	22	5	22	27	12	-	-	-	-	-
	Canada	WC	9	0	1	1	0	-	-	-	-	-
	Canada	WJC	6	1	2	3	25	-	-	-	-	-
2021-22	RANGERS	NHL	43	2	9	11	9	20	0	3	3	6
	Hartford	AHL	24	0	9	9	10	-	-	-	-	-
2022-23	RANGERS	NHL	81	5	13	18	16	7	1	0	1	9
2023-24	RANGERS	NHL	82	5	14	19	16	16	0	2	2	16
<b>NHL/NYR TOTALS</b>			<b>206</b>	<b>12</b>	<b>36</b>	<b>48</b>	<b>41</b>	<b>43</b>	<b>1</b>	<b>5</b>	<b>6</b>	<b>31</b>

### STATISTICAL BREAKDOWN

SEASON	PPG	SHG	GWG	+/-	S	S%	TF	F%	H	BS	MIN
2021-22	0	0	0	5	25	8.0	0	0.0	60	52	15:29
2022-23	0	0	1	9	79	6.3	0	0.0	147	130	15:43
2023-24	0	1	1	-1	95	5.3	0	0.0	167	133	15:54
<b>TOTALS</b>	<b>0</b>	<b>1</b>	<b>2</b>	<b>13</b>	<b>199</b>	<b>6.0</b>	<b>0</b>	<b>0.0</b>	<b>374</b>	<b>315</b>	<b>15:44</b>

#### NHL FIRSTS

GAME	1/13/22 at SJS
GOAL	1/13/22 at SJS (Hill)
ASSIST	1/27/22 at CBJ



# IGOR SHESTERKIN

## GOALTENDER

31

HEIGHT: 6'1" - WEIGHT: 195 - CATCHES: LEFT - BORN: DEC. 30, 1995 - BIRTHPLACE: MOSCOW, RUS

### PROFESSIONAL CAREER

#### 2023-24

\* Finished tied for third in wins (36), tied for fifth in save percentage (.913), and seventh in GAA (2.58).

\* Posted his third consecutive 30-win season. Only two other goaltenders in franchise history have had three 30-win campaigns in their career: Henrik Lundqvist (11) and Ed Giacomin (5).

\* Finished 16-5-1 in his last 22 games.

\* Appeared in 200th game on Mar. 9 vs. STL

\* Named NHL's Third Star of Month for the month of February.

\* Participated in the 2024 All-Star Game.

\* Earned 100th career win on Oct. 12 at BUF.

#### 2022-23

\* Had a career-high 37 wins on the year, tied for the third most in the NHL.

\* Only three goaltenders in Rangers history have recorded more wins: Mike Richter (42 in 1993-94), Henrik Lundqvist (39 in 2011-12 & 38 in 2008-09) and Ed Giacomin (38 in 1968-69).

\* Was 17-4-4 on the road, his 17 wins tied for the second most in the NHL.

\* On the road, ranked third among goaltender with 20-plus games in GAA (2.36) and save percentage (.920).

\* Appeared in the 2023 All-Star Game in Florida.

#### 2021-22

\* Awarded the Vezina Trophy, given "to the goaltender adjudged to be the best at his position," as selected by NHL general managers; the sixth Ranger to earn the honor, joining Henrik Lundqvist (2011-12), John Vanbiesbrouck (1985-86), Ed Giacomin & Gilles Villemure\* (1970-71), and Dave Kerr (1939-40). \*Of note, prior to 1981-82 the Vezina Trophy was given to the goaltender(s)

of the team that allowed the fewest goals in the NHL – now that award is the William M. Jennings Trophy

\* Fifth goaltender to win the Vezina Trophy with 100 or fewer career games played, joining Tom Barrasso (1983-84 – 42 GP), Ron Hextall (1986-87 – 66 GP), Ed Belfour (1990-91 – 97 GP), and Jim Carey (1995-96 – 99 GP).

\* Won the award in his first season playing 50 or more games, the 16th goaltender to win the Vezina Trophy in their first season playing 50-plus games and first since Tuukka Rask (2013-14 – 58 GP)

\* When facing 30-or-more shots in a game, was 24-7-2 in 2021-22 and when seeing 40-or-more shots, the goaltender was 4-0-0

\* Went 36-13-4 with a league-leading 2.07 GAA and .935 save percentage

\* It was the 19th time in league history that a goaltender led the league in GAA, Save Percentage in his Vezina-winning season and first since Sergei Bobrovsky in 2016-17 with Columbus

\* Finished with the highest save percentage (.935) in franchise history among goaltenders with 30 appearances

\* Won the Rangers Most Valuable Player award as voted on by the media ... Save percentage was the third highest in NHL history among goaltenders who played 50 or more games, behind Tim Thomas (2010-11 - .938) and Dominik Hasek (1998-99 - .937)

\* Became the fifth goaltender since 2002-03 to guide his team to the third round of the postseason in the same season he won the Vezina Trophy. The previous four goalies were Marc-Andre Fleury (2020-21- VGK), Henrik Lundqvist (2011-12 – NYR), Tim Thomas (2010-11 – BOS), and Martin Brodeur (2002-03 – NJD)

\* Named a finalist for the Hart Memorial Trophy, the award presented annually "to the player adjudged to be the most valuable to his team."



\* On Dec. 31 at TBL, tallied his 40th career win in only his 67th career game, joining Gilles Villemure (1964-72) as the only Rangers goaltenders to reach the feat and becomes the 26th goaltender in NHL history to have won 40 games in 67 or fewer contests

\* Won seven-straight starts from Dec. 31-Jan. 24

\* Notched his 50th career win on Feb. 20 at OTT, becoming the 14th goalie in NHL history with 50 or more wins through 79 career games played. The last goaltender to get to that mark was Jordan Binnington of the Blues on Feb. 23, 2020

\* On Mar. 6 at WPG, improved to 10-0-0 in his career when making 40-plus saves in a game.

\* He became the NHL's second goaltender since 1955-56 to win each of his first 10 or more games when making 40+ saves, joining Tuukka Rask (11-0-0)

\* Recorded his first career NHL point (A) and became the 28th goaltender in team history to notch a point on Mar. 10 at STL

\* Earned his 30th win of the season on Mar. 19 at TBL, setting a franchise record for fewest appearances to 30 wins in a season (41 GP), passing Henrik Lundqvist (46 GP) in 2014-15. With a 30-8-3 record, Shesterkin tied Mike Richter for the fewest number of regulation losses (8) in team history upon reaching 30 wins

\* Posted a 10-9-0 in 20 postseason starts, along with a 2.59 GAA and .929 save percentage

\* Made 79 saves on 83 shots in G1 of First Round, the second most saves in NHL history behind Joonas Korpi (83) on August 11, 2020 against Tampa Bay. His save total surpassed the 56 saves from Gump Worsley (April 5, 1962) for the most in franchise history

\* Earned his first career playoff win in G2 of First Round, making 39 saves on 41 shots

\* Combined for 118 saves through the first two games, tied for the second most combined saves in consecutive games by a single goaltender in NHL history; became the first goaltender since 1955-56 (since shots on goal began being tracked) to record 100 saves through his team's first two games of a postseason, besting the previous mark of 97 shared by Jean-Sebastien Giguere (2003 w/ ANA) and Roberto Luongo (2007 w/ VAN)

\* In G6 of First Round, notched an assist on the Rangers' third goal, making him the fifth

Rangers goaltender to record a playoff assist (Henrik Lundqvist - May 25, 2014, Mike Richter - May 11, 1997, Bob Froese - April 6, 1989, John Vanbiesbrouck - April 12, 1986 and April 9, 1986)

\* In G7 of First Round, became the fourth goaltender in Rangers history to win a Game 7, joining Henrik Lundqvist (6x), Mike Richter (2x) and John Vanbiesbrouck (1x); recorded 255 saves in seven games, the most in a single series by a Rangers goaltender (since 1955-56 when the League began officially tracking shots on goal); fifth most saves in a single round (since 1955-56 when shots on goal began being tracked), trailing Curtis Joseph (277 in 1993 DF w/ STL), Jonas Hiller (274 in 2009 CSF w/ ANA), Ken Dryden (260 in 1971 QF w/ MTL) and Ed Belfour (258 in 2003 CQF w/ TOR)

\* Became the third Rangers goaltender (Richter, Vanbiesbrouck) to post a win in his first career Game 7 and the youngest Rangers goaltender to win his first career Game 7 (26 years, 136 days)

\* With win in G4 of Second Round, became the fifth goaltender in club history to post a five-game home winning streak during a postseason, following Mike Richter (1994), Steve Baker (1981), Ed Giacomin (1974) and Dave Kerr (1940)

\* Established a franchise record for the longest home win streak in a playoff year in G6 of Second Round, surpassing Mike Richter (5 GP in 1994), Steve Baker (5 GP in 1981), Ed Giacomin (5 GP in 1974) and Dave Kerr (5 GP in 1940). Shesterkin won his fourth career game when facing elimination, the second most in Rangers history behind Henrik Lundqvist (16); notched two assists, becoming the fifth goaltender in NHL history to register multiple assists in a playoff game; the first to do so while facing elimination

\* Became the third goaltender in Rangers history to win multiple career Game 7s (2-0), joining Henrik Lundqvist (6-2) and Mike Richter (2-0)

\* In G1 of ECF, became the first goaltender to post a seven-game home win streak in a playoff year since Corey Crawford with the Blackhawks in 2014

\* In G2 of ECF, won his eighth-straight playoff game at home, becoming the fifth goaltender to earn the feat since 1998 (Jonathan Quick - 2013, Marc-Andre Fleury - 2008, Chris Osgood - 2009, Martin Brodeur - 2003); earned his 10th career postseason win in his 17th game, requiring the fewest games in Rangers history to reach the mark among goaltenders to start their playoff career with the franchise (edging Henrik Lundqvist: 18 GP).

## 2020-21

\* Posted a 16-14-3 record, along with a 2.62 GAA, a .916 SV%, and 2 SO in 35 appearances (31 starts) in his rookie season in the NHL with the Rangers

\* Tied for 12th among NHL goaltenders (min. 20 games played) in SV%

\* Posted a .900 SV% or better in 21 of his starts during the season (most among NHL rookie goaltenders)

\* Ranked fourth among NHL rookie goaltenders (min. 10 games played) in SV% and ranked fifth (min. 10 games played) in GAA

\* Tied for third among NHL rookie goaltenders in wins, and ranked third in appearances and starts

\* Made 29 saves while starting in the Rangers' season opener on Jan. 14 vs. NYI; became the 10th rookie goaltender to start a season-opening game for the Rangers in franchise history and the first since Weeks in 1981-82

\* Earned 18 wins in his first 30 career NHL appearances; the 18 wins were the second-most by a Rangers goaltender within their first 30 career NHL appearances in franchise history (Henry - 20)

\* Posted a shutout streak of 199:33 against New Jersey over a span of four games (Mar. 4 - Apr. 17), including an overall shutout streak of 152:37 over a span of three games (Apr. 13 - Apr. 17), and posted back-to-back shutouts on Apr. 13 at NJD and Apr. 15 vs. NJD ... his shutout streak of 199:33 against NJD was the longest by a Rangers goaltender against one opponent in franchise history

\* His overall shutout streak of 152:37 was the fourth-longest shutout streak by a rookie goaltender in Rangers history (the only three streaks that were longer were by Chabot in 1926-27

\* Earned a win in relief while making his final appearance as a rookie on May 8 at BOS; earned his 26th career win as a rookie, passing Villemure for the fifth-most career wins by a rookie goaltender with the Rangers in franchise history.

## 2019-20

\* Posted a 10-2-0 record, along with a 2.52 GAA and a .932 SV% in 12 appearances with the Rangers

\* His .932 SV% was the second-best among NHL goaltenders who made at least 10 appearances during the season

\* Ranked fifth among NHL rookie goaltenders in wins despite not making his first NHL appearance until Jan. 7

\* Earned a win in nine of his first 10 NHL appearances (9-1-0 record); became the first goaltender in Rangers history to earn a win in nine of his first 10 career NHL appearances, as well as the first goaltender to earn a win in nine of his first 10 career appearances with the Rangers

\* Became the fourth goaltender in NHL history to register nine wins in his first 10 career NHL appearances (Frank Brimsek, Bob Froese, and Frederik Andersen)

\* Made 29 saves and earned his first career NHL win while making his NHL/Rangers debut on Jan. 7 vs. COL; became the first goaltender who was born in Russia to appear in a game with the Rangers in franchise history

\* Posted a seven-game winning streak from Jan. 31 vs. DET to Feb. 22 vs. SJS; tied the franchise record for the longest winning streak by a rookie goaltender (Henry - 1941-42), and the seven-game winning streak was tied for the fifth-longest in Rangers history

\* Appeared in one playoff game

\* Stopped 27 of 30 shots while making his playoff debut in Game 3 of the Qualifying Round vs. CAR on Aug. 4; became the 10th rookie goaltender to appear in a playoff game in franchise history (Chabot, Miller, Aitkenhead, Henry, Villemure, Weeks, Vanbiesbrouck, Richter, and Lundqvist) and became the first Rangers goaltender other than Lundqvist to start a playoff game since Weekes in Game 2 of the Eastern Conference Quarterfinals against NJD in 2006.

## **AHL CAREER**

### 2019-20

\* Posted a 17-4-3 record, along with a 1.90 GAA, a .934 SV%, and 3 SO in 25 appearances with Hartford

\* Led the AHL in GAA and SV%, and ranked second in the AHL in wins at the time he was recalled by the Rangers for the final time during the season on Jan. 29

\* Was selected to play in the 2020 AHL All-Star Classic

\* Named the AHL's Goaltender of the Month for the month of October, which was the first month of his AHL career

\* Made 26 saves to earn his first career AHL win while making his AHL debut on Oct. 5 vs. Charlotte



\* Stopped all 36 shots to record his first career AHL shutout on Oct. 18 vs. Springfield

## **EUROPEAN CAREER**

### 2018-19

\* Posted a 24-3-1 record, along with a 1.11 GAA, a .953 SV%, and 10 SO in 28 KHL appearances with SKA St. Petersburg

\* Established KHL career-bests in GAA (1.11), SV% (.953), and SO (10)

\* Led the KHL in GAA and SV%, and tied for second in the KHL in SO; his 1.11 GAA was the second-best in one season in KHL history and his .953 SV% was tied for the second-best in one season in the league's history

\* Posted a 1.95 GAA in 10 playoff appearances with SKA.

### 2017-18

\* Posted a 24-2-2 record, along with a 1.70 GAA, a .933 SV%, and 7 SO in 28 KHL appearances with SKA St. Petersburg

\* Tied for third in the KHL in SO, ranked fourth in GAA, and ranked sixth in SV%

\* Played in the KHL All-Star Game.

### 2016-17

\* Posted a 31-4-1 record, along with a 1.64 GAA, a .937 SV%, and 8 SO in 39 KHL appearances with SKA St. Petersburg

\* Established a KHL career-high in wins

\* Named to the KHL First All-Star Team and played in the KHL All-Star Game for the first time in his career ... Tied for second in the KHL in SO, ranked third in SV%, and ranked fourth in GAA

\* Named the KHL's Goaltender of the Month for October

\* Helped SKA win the Gagarin Cup; posted a 4-1 record, along with a 1.84 GAA and a .940 SV% in five playoff appearances.

### 2015-16

\* Appeared in 25 games with SKA-Neva St. Petersburg of the Supreme Hockey League (VHL), posting a 17-5-3 record, along with a 1.19 GAA, a .954 SV%, and 6 SO

\* Led the VHL in GAA and SV%

\* Posted a 5-2-0 record in seven KHL appearances with SKA St. Petersburg

\* Posted a 1.51 GAA and a .946 SV% in two appearances with SKA-1946 St. Petersburg of the Junior Hockey League (MHL).

### 2014-15

\* Split the season between SKA St. Petersburg (KHL), SKA-Karelia (VHL), and SKA-1946 St. Petersburg (MHL)

\* Helped Russia win the 2014 Canada Russia Super Series.

### 2013-14

\* Posted an 18-5-0 record, along with a 1.42 GAA, a .947 SV%, and 5 SO in 23 MHL appearances with MHK Spartak Moscow Jr.

\* Played in the MHL All-Star Game and was named the MHL Goaltender of the Month for September

\* Helped MHK Spartak Moscow Jr. win the MHL Championship; posted a 12-7 record, along with a 1.75 GAA, a .937 SV%, and 4 SO

\* Appeared in nine KHL games with Spartak Moscow.

### 2012-13

\* Posted an 11-1-2 record, along with a 2.10 GAA, a .920 SV%, and 2 SO in 15 MHL appearances with MHK Spartak Moscow Jr.

\* Posted a 6-3 record in nine playoff appearances.

## **INTERNATIONAL CAREER**

### 2018

\* Posted a 2-1-1 record, along with a 1.46 GAA, a .942 SV%, and 2 SO in four appearances while representing Russia at the 2018 IIHF World Championship; established a Soviet/Russian record for consecutive shutout minutes in a single tournament at the World Championships

\* Was a member of the gold medal-winning Olympic Athletes from Russia team at the 2018 Winter Olympics.

### 2017

\* Was a member of the bronze medal-winning Russian team at the 2017 IIHF World Championship.

### 2016

\* Was a member of the bronze medal-winning Russian team at the 2016 IIHF World Championship.

### 2015

\* Posted a 3-1-0 record, along with a 1.98 GAA, a .938 SV%, and 1 SO while helping Russia earn

a silver medal at the 2015 IIHF World Junior Championship.

### 2013

\* Posted a 4-2-0 record, along with a 2.26 GAA and a .937 SV% at the 2013 IIHF U18 World Championship

\* Named one of the Top Three Players on his Team.

### 2012

\* Represented Russia at the 2012 Ivan Hlinka Memorial Tournament and at the 2012 World Junior A Challenge.

### **CAREER TRANSACTIONS**

\* Selected by the Rangers in the fourth round, 118th overall, of the 2014 NHL Entry Draft.



## CAREER STATISTICS

### REGULAR SEASON

SEASON	TEAM	LEAGUE	GP	W	L	T	OT	SO	GA	SA	GAA	SV%	MIN	A	PIM
2012-13	MHK Spartak	MHL	15	11	1	-	2	2	31	389	2.10	.920	887	0	25
	Russia	WJC-18	6	4	2	-	0	0	-	-	2.26	.937	-	-	-
2013-14	Spartak Moscow	KHL	9	2	5	-	1	1	20	207	2.80	.903	428	0	0
	MHK Spartak	MHL	23	18	5	-	0	5	33	627	1.42	.947	1,399	1	30
2014-15	SKA St. Petersburg	KHL	6	5	0	-	1	0	9	109	2.33	.917	231	0	10
	SKA-Karelia	VHL	8	3	3	-	2	1	14	245	1.72	.943	488	0	0
	SKA-1946	MHL	3	2	0	-	1	0	6	91	2.26	.934	159	0	25
	Russia	WJC	5	3	1	-	0	1	8	129	1.98	.938	242	0	0
2015-16	SKA St. Petersburg	KHL	7	5	2	-	0	1	18	205	2.58	.912	419	0	0
	SKA-Neva	VHL	25	17	5	-	3	6	30	652	1.19	.954	1,513	1	6
	SKA-1946	MHL	2	1	1	-	0	0	3	56	1.51	.946	119	0	0
	Russia	WC	-	-	-	-	-	-	-	-	-	-	-	-	-
2016-17	SKA St. Petersburg	KHL	39	31	4	-	1	8	60	953	1.64	.937	2,191	3	0
	Russia	WC	-	-	-	-	-	-	-	-	-	-	-	-	-
2017-18	SKA St. Petersburg	KHL	28	24	2	-	2	7	45	670	1.70	.933	1,593	1	2
	Russia	WC	4	2	1	-	1	2	5	86	1.46	.942	205	0	0
2018-19	SKA St. Petersburg	KHL	28	24	3	-	1	10	31	656	1.11	.953	1,681	1	4
2019-20	RANGERS	NHL	12	10	2	-	0	0	29	424	2.52	.932	692	0	0
	Hartford	AHL	25	17	4	-	3	3	46	698	1.90	.934	1,455	2	4
2020-21	RANGERS	NHL	35	16	14	-	3	2	83	987	2.62	.916	1,899	0	0
2021-22	RANGERS	NHL	53	36	13	-	4	6	106	1,622	2.07	.935	3,071	1	2
2022-23	RANGERS	NHL	58	37	13	-	8	3	144	1,719	2.48	.916	3,489	1	2
2023-24	RANGERS	NHL	55	36	17	-	2	4	141	1,606	2.58	.913	3,277	1	6
	<b>NHL/NYR TOTALS</b>		<b>213</b>	<b>135</b>	<b>59</b>	<b>-</b>	<b>17</b>	<b>15</b>	<b>503</b>	<b>6,358</b>	<b>2.43</b>	<b>.921</b>	<b>12,427</b>	<b>3</b>	<b>10</b>

### PLAYOFFS

SEASON	TEAM	LEAGUE	GP	W	L	SO	GA	SA	GAA	SV%	MIN
2012-13	MHK Spartak	MHL	9	6	3	3	14	269	1.59	.948	529
2013-14	MHK Spartak	MHL	19	12	7	4	33	526	1.75	.937	1,134
2014-15	SKA-1946 St. Petersburg	MHL	13	9	4	1	32	355	2.47	.910	778
2016-17	SKA St. Petersburg	KHL	5	4	1	0	7	116	1.84	.940	228
2017-18	SKA St. Petersburg	KHL	1	0	0	0	0	2	0.00	1.000	1
2018-19	SKA St. Petersburg	KHL	10	4	5	0	17	178	1.95	.904	522
2019-20	RANGERS	NHL	1	0	1	0	3	30	3.10	.900	58
2021-22	RANGERS	NHL	20	10	9	0	51	720	2.59	.929	1,182
2022-23	RANGERS	NHL	7	3	4	0	14	203	1.96	.931	427
2023-24	RANGERS	NHL	16	10	6	0	39	524	2.34	.927	1,000
	<b>NHL/NYR TOTALS</b>		<b>44</b>	<b>23</b>	<b>20</b>	<b>0</b>	<b>107</b>	<b>1,477</b>	<b>2.41</b>	<b>.928</b>	<b>2,667</b>

## RANGERS RECORDS

Highest single-season save percentage (.935) in franchise history (min. 30 app.) - 2021-22

Fewest games required to 30 wins (41 GP) in franchise history - 2021-22

Most wins by a Rangers goaltender in his first 10 career NHL games - 9

Longest winning streak by a Rangers rookie goaltender - 7 games (1/31/20 - 2/22/20); tied with Jim Henry (1941-42)

Only goaltender born in Russia to appear in a game with the Rangers in franchise history

Longest shutout streak by a Ranger goaltender against one opponent in franchise history - 199:33 against NJD (4/13/21 - 4/17/21)

Only rookie goaltender in Rangers history to make at least 40 saves in two consecutive team games - 2/9/20 - 2/11/20

## NHL RECORDS

Only goaltender in NHL history to post a .900 SV% or better in each of his first 10 career appearances

Most wins by a goaltender in his first 10 career NHL appearances - 9; tied with three others

Most 40-save games/wins by a goaltender in his first 10 career NHL appearances - 4

### NHL FIRSTS

GAME 1/7/20 vs. COL (5-3)

WIN 1/7/20 vs. COL (5-3)

SHUTOUT 4/13/21 at NJD (3-0)

### CAREER SHOOTOUTS

W	L	SA	GA	SV%
10	8	73	21	.712

### NHL AWARDS

Vezina Trophy - 2021-22

NHL First All-Star Team - 2021-22


NHL All-Star Game - 2022-23

### RANGERS AWARDS

Rangers MVP (as voted by PWHA) - 2021-22

### CAREER SHUTOUTS (15)

DATE	OPPONENT	SCORE	SAVES
4/13/21	at NJD	3-0	27
4/15/21	NJD	4-0	16
10/29/21	CBJ	4-0	31
1/2/22	TBL	4-0	38
1/13/22	at SJS	3-0	37
4/7/22	PIT	3-0	30
4/16/22	DET	4-0	20
4/19/22	WPG	3-0	31
11/1/22	PHI	1-0 (OT)	19
3/18/23	PIT	6-0	33
4/8/23	at CBJ	4-0	20
2/12/24	CGY	2-0	29
3/9/24	STL	4-0	26
3/12/24	at CAR	1-0	28
4/15/24	OTT	4-0	25



# REILLY SMITH

## RIGHT WING

91

HEIGHT: 6'1" - WEIGHT: 185 - SHOOTS: LEFT - BORN: APR 1, 1991 - BIRTHPLACE: MIMICO, ON

### PROFESSIONAL CAREER

#### 2023-24

\* Tallied 13 goals and 27 assists for 40 points in 76 games for the Pittsburgh Penguins.

\* Reached several personal milestones including notching his 300th career assist, tallying his 500th career point and skating in his 800th career game.

#### 2022-23

\* Won the Stanley Cup with the Vegas Golden Knights and scored the Cup-clinching goal in Game 5 against Florida

\* Recorded 26 goals, 30 assists, 56 points and was a plus-11 in 78 regular season games with Vegas.

\* Ranked third on Vegas on goals (26) and fourth in points (56).

\* Notched 14 points (4G-10A) during the playoffs and three points in the Cup Final.

#### 2019-20

\* Posted a career high 27 goals in 71 games for the Golden Knights.

\* Tabbed a career-high six game-winning goals.

#### 2017-18

\* Played in first season with Vegas after being taken in the expansion draft

\* Posted a career-high 38 assists and 60 points in 67 games.

\* Was a plus-31 rating, also a career-high.

\* Tallied a career-high seven power play goals.

#### 2015-16

\* Skated in all 82 games for the second time of his career, with Florida.

#### 2013-14

With Boston, skated in all 82 games for the first time in his career.

#### 2011-12

\* Made his NHL debut with Dallas, playing in three games.

### AMATEUR CAREER

\* Enjoyed a three year collegiate career with Miami University of Ohio from 2009-12, recording 122 points (66G-56A) in 121 games.

\* Captained Miami of Ohio during his final season in 2011-12

\* Was named a Hobey Baker Award finalist during the 2011-12 season. His 30 goals and 48 points ranked second and 10th in the nation.

### CAREER TRANSACTIONS

\* Drafted by Dallas in the third round of the 2009 NHL Draft

\* Traded to Boston by Dallas with Loui Eriksson, Joe Morrow and Matt Fraser for Tyler Seguin, Rich Peverley and Ryan Button, July 4, 2013.

\* Traded to Florida by Boston with Marc Savard for Jimmy Hayes, July 1, 2015.

\* Traded to Vegas by Florida for Vegas' 4th round pick in 2018 NHL Draft and Expansion Draft considerations, June 21, 2017.

\* Traded to Pittsburgh by Vegas for a 3rd-round pick in the 2024 NHL Draft, June 28, 2023.

\* Traded to NY Rangers by Pittsburgh for a 5th-round pick in the 2025 NHL Draft and a 2nd-round pick in 2027, July 1, 2024.







## CAREER STATISTICS

SEASON	TEAM	LEAGUE	REGULAR SEASON					PLAYOFFS				
			GP	G	A	PTS	PIM	GP	G	A	PTS	PIM
2009-10	Miami (Ohio)	NCAA	44	8	12	20	24	-	-	-	-	-
2010-11	Miami (Ohio)	NCAA	38	28	26	54	18	-	-	-	-	-
2011-12	Miami (Ohio)	NCAA	39	30	18	48	22	-	-	-	-	-
	Stars	NHL	3	0	0	0	2	-	-	-	-	-
2012-13	Stars	NHL	37	3	6	9	8	-	-	-	-	-
	Texas	AHL	45	14	21	35	20	7	0	4	4	0
2013-14	Bruins	NHL	82	20	31	51	14	12	4	1	5	0
2014-15	Bruins	NHL	81	13	27	40	20	-	-	-	-	-
2015-16	Panthers	NHL	82	25	25	50	31	6	4	4	8	0
2016-17	Panthers	NHL	80	15	22	37	17	-	-	-	-	-
2017-18	Golden Knights	NHL	67	22	38	60	24	20	5	17	22	10
2018-19	Golden Knights	NHL	74	19	34	53	14	7	1	5	6	0
2019-20	Golden Knights	NHL	71	27	27	54	20	20	5	9	14	8
2020-21	Golden Knights	NHL	53	14	11	25	18	19	3	7	10	4
2021-22	Golden Knights	NHL	56	16	22	38	8	-	-	-	-	-
2022-23	Golden Knights	NHL	78	26	30	56	16	22	4	10	14	14
2023-24	Penguins	NHL	76	13	27	40	18	-	-	-	-	-
<b>NHL TOTALS</b>			<b>840</b>	<b>213</b>	<b>300</b>	<b>513</b>	<b>210</b>	<b>106</b>	<b>26</b>	<b>53</b>	<b>79</b>	<b>36</b>

### STATISTICAL BREAKDOWN

SEASON	PPG	SHG	GWG	+/-	S	S%	TF	F%	H	BS	MIN
20112012	0	0	0	-3	2	0	1	100	0	0	8:24
20122013	0	0	0	0	34	8.8	4	75	18	6	10:55
20132014	6	0	3	28	146	13.7	2	0	63	14	14:42
20142015	1	0	0	7	143	9.1	8	25	74	39	15:24
20152016	5	0	3	19	173	14.5	2	0	85	39	18:37
20162017	6	1	3	-13	160	9.4	6	50	75	34	18:21
20172018	7	1	4	31	162	13.6	13	30.8	40	24	17:55
20182019	4	1	1	13	178	10.7	7	71.4	39	33	18:16
20192020	3	2	6	17	169	16	12	25	55	30	17:55
20202021	4	2	1	10	124	11.3	4	0	46	20	17:52
20212022	3	2	3	4	150	10.7	8	50	55	23	17:47
20222023	6	4	4	11	180	14.4	7	57.1	69	32	16:58
20232024	1	0	3	3	152	8.6	19	26.3	55	28	16:08
<b>TOTALS</b>	<b>46</b>	<b>13</b>	<b>31</b>	<b>127</b>	<b>1,773</b>	<b>12.0</b>	<b>93</b>	<b>36.6</b>	<b>674</b>	<b>322</b>	<b>16:54</b>

#### NHL FIRSTS

GAME	3/28/12 at EDM
GOAL	2/15/13 at VAN (Schneider)
ASSIST	2/26/13 at CBJ

#### NHL AWARDS

Stanley Cup Champion - 2022-23

#### CAREER HAT TRICKS (1)

DATE	OPPONENT	GOALTENDER
5/8/21	STL	Husso (2), Empty Net (1)



# VINCENT TROCHECK

## CENTER

16

HEIGHT: 5'11" - WEIGHT: 188 - SHOOTS: RIGHT - BORN: JUL. 11, 1993 - BIRTHPLACE: PITTSBURGH, PA

### PROFESSIONAL CAREER

#### 2023-24

\* Posted a career high in assists (52) and points (77) while tallying 25 goals in 82 games.

\* Led the team in playoff scoring with 20 points (8G-12A) in 16 games.

\* Steven McDonald Award winner for 2023-24, presented annually to the Ranger who, as chosen by the fans, "goes above and beyond the call of duty."

\* Ranked fourth in NHL in FO% (58.7) among players who had a minimum of 700 faceoffs.

\* Played in the 2024 ASG.

\* Played in 700th career game on Mar. 9 vs. STL.

\* Recorded 500th career point on Mar. 2 at TOR.

\* Notched 300th career assist on Jan. 23 at SJS.

\* Notched third career four-point game (1G-3A) on Dec. 30 at TBL.

#### 2022-23

\* Finished fourth in points (64), assists and tied for fourth in goals (22) in first season with the Rangers.

\* His 42 assists were the second most of his career (44 - 2017-18 with FLA).

\* Led Rangers with a 56.1 faceoff percentage (min. 25 GP).

\* He has played in 80-plus games in four seasons and has recorded 20 or more goals, and 50 or more points in five seasons over his career.

\* Played in 600th career game on January 16 at CBJ.

#### 2021-22

\* Skated in 81 games for the Carolina Hurricanes, registering 21 goals and 30 assists for 51 points and a career-high plus-21 rating

\* Ranked third on the Hurricanes with a career-high 185 hits, tied for fourth in points and fifth in goals

\* Was one of four players in the NHL with 50 or more points and 180 or more hits (Trocheck, Tom Wilson, Brady Tkachuk, Andrei Svechnikov)

\* Among NHL skaters with 1,200 or more faceoffs taken, he ranked 13th in the league with a 54.6 faceoff percentage

\* Led all Carolina forwards in blocked shots (46) and ranked second among forwards in ice time per game (17:52) and takeaways (50)

\* Notched 10 points (6G-4A) and a plus-7 rating in 14 games in the 2022 Stanley Cup Playoffs; led the Hurricanes in playoff goals and plus/minus while ranking tied for third in points

\* Recorded three points (1G-2A) against Boston in G5 of First Round

\* Scored a goal in three of seven games against the Blueshirts in the Second Round.

#### 2020-21

\* Posted 43 points (17g, 26a) in 47 games

\* Ranked third on the team in goals, fifth in assists and second in points

\* Tied for team lead in power-play goals (7)

\* Ranked fourth on the team in hits (107)

\* Ranked second on the team and ninth in the NHL in faceoff win percentage (56.1%, min. 600 faceoffs)

\* Led the team in shootout goals (3) and game-deciding goals (2)

\* Scored a goal in each of his first six games against FLA, becoming the first Whalers/Hurricanes player to score in his first four or more



games against his former team after being traded since the NHL began tracking trades in 1991-92, the first Hurricanes player since 2005-06 (Rod Brind'Amour) to record a six-game goal streak against one opponent

\* Scored the game-winning goal vs. TBL (2/20) for his 300th career NHL point

\* Missed eight games due to an upper-body injury (3/11-3/27)

\* Posted a career-long seven-game assist/point streak from 3/30-4/10 (3g, 7a), tied for the team-long assist streak this season

\* Tallied a point in 13 consecutive games played from 2/27-4/10 (7g, 11a), marking the fifth-longest such run in franchise history

\* Wore an "A" with captain Jordan Staal out of the lineup at NSH (5/10)

#### 2019-20

\* Completed his seventh NHL season and first with the Hurricanes

\* Registered 38 points (11g, 27a) in 62 games

\* Earned 36 points (10g, 26a) in 55 games with the Florida Panthers and two points (1g, 1a) in seven games with Carolina

\* Registered two assists in eight playoff games

\* Made Hurricanes playoff debut in Game 1 of Eastern Conference Qualifying Round vs. NYR (8/1)

\* Posted first career Hurricanes playoff point (assist) in Game 1 of Eastern Conference First Round vs. BOS (8/12)

#### 2018-19

\* Posted 34 points (10G-24A) in 55 NHL games with Florida.

\* Ranked tied for sixth on the team in assists and eighth in goals and points

\* Finished second among Panthers forwards in average ice time (19:40)

\* Won 51.8% of his faceoffs

\* Missed 27 games with a lower-body injury from 11/21-1/15

\* Scored two goals including 100th career NHL goal vs. WSH (4/1)

#### 2017-18

\* Recorded 75 points (31g, 44a) in 82 NHL games with Florida

\* Established career highs in goals, assists, points, power-play goals (13), shorthanded goals (3) and game-winning goals (5)

\* Led Panthers in goals and power-play goals... Ranked second on the team in points and third in assists

\* Finished sixth in the NHL in shots (287)

\* Averaged a career-high 21:22 of ice time per game

\* Won 54.1% of his faceoffs

\* Recorded three points (2g, 1a) including 100th career NHL assist at STL (1/9)

\* Scored first career hat trick at EDM (2/12)

\* Recorded two assists to reach 200 career NHL points vs. OTT (3/12)

\* Played 300th career NHL game at CBJ (3/22)

#### 2016-17

\* Tallied 54 points (23g, 31a) in 82 NHL games with Florida

\* Led Panthers in points and tied for team lead in assists

\* Finished second on team in goals

\* Named to 2017 NHL All-Star Game

\* Registered two points (1g, 1a) including 100th career NHL point vs. TOR (12/28)

\* Tallied three points (2g, 1a) in 200th career NHL game at NSH (2/11)

#### 2015-16

\* Posted 53 points (25g, 28a) in 76 NHL games with Florida

\* Ranked tied for third on the Panthers in goals and fifth in assists and points

\* Tallied a career-high four points (1g, 3a) in season opener vs. PHI (10/10)

\* Added one assist in two NHL playoff games

\* Made NHL playoff debut in Game 5 of Eastern Conference First Round vs. NYI (4/22)

\* Posted first career NHL playoff point (assist) in Game 6 at NYI (4/24).

#### 2014-15

\* Split second professional season between Florida (NHL) and San Antonio (AHL)

\* Posted 22 points (7g, 15a) in 50 games with Florida

\* Began the season in the AHL and finished with 19 points (8g, 11a) in 23 games with San Antonio

\* Scored first AHL playoff goal in AHL playoff debut at Oklahoma City (4/23)

\* Earned first career AHL playoff assist vs. Oklahoma City (4/29).

#### 2013-14

\* Split first professional season between Florida (NHL) and San Antonio (AHL)

\* Tallied eight points (5g, 3a) in 20 games with Florida

\* Began the season in the AHL and recorded 42 points (16g, 26a) in 55 games with San Antonio

\* Tied for Rampage team lead in assists and finished second on the team in goals and points

\* Recorded first career professional point (assist) in AHL debut vs. Chicago (10/4)

\* Scored first two career AHL goals at Chicago (10/13)

\* Made NHL debut vs. BUF (3/7)

\* Scored first career NHL goal vs. NJD (3/14)

\* Earned first career NHL assist at ANA (3/23)

#### **AMATEUR CAREER**

##### 2012-13

\* Posted 109 points (50g, 59a) in 63 OHL games with Saginaw and Plymouth

\* Won Red Tilson Trophy as OHL's Most Outstanding Player

\* Named OHL First Team All-Star

\* Led OHL in points and plus/minus (+49)

\* Tied for league lead in shorthanded goals (5)

\* Ranked second in the OHL in goals and fourth in points

\* Recorded 37 multi-point games

\* Held without a point in just 11 games

\* Tallied 50 points (24g, 26a) in 35 games with Saginaw and 59 points (26g, 33a) in 28 games with Plymouth

\* Began the season with Saginaw and captained the Spirit

\* Recorded 200th career OHL point (assist) vs. Kitchener (10/6)

\* Posted three points (2g, 1a) including 100th career OHL goal vs. Sarnia (1/26)

\* Finished the season with a 21-game point streak from 1/26-3/17 (23g, 23a)

\* Registered two points (1g, 1a) to reach 100 points on the season at Saginaw (3/5)

\* Scored 50th goal of the season vs. Windsor (3/16)

\* Added 24 points (10g, 14a) in 15 OHL playoff games

\* Led the Whalers in playoff goals and points.

#### **CAREER TRANSACTIONS**

\* Selected by the Florida Panthers in the 2011 NHL Draft. Third round, 64th overall.

\* Traded to Carolina by Florida for Erik Hauula, Lucas Wallmark, Eetu Luostarinen and Chase Priskie, February 24, 2020.

\* Signed as a free agent by NY Rangers, July 13, 2022.

## CAREER STATISTICS

SEASON	TEAM	LEAGUE	REGULAR SEASON					PLAYOFFS				
			GP	G	A	PTS	PIM	GP	G	A	PTS	PIM
2009-10	Saginaw	OHL	68	15	28	43	56	6	2	2	4	2
2010-11	Saginaw	OHL	68	26	36	62	60	12	6	5	11	4
2011-12	Saginaw	OHL	65	29	56	85	65	12	5	6	11	10
2012-13	Saginaw	OHL	35	24	26	50	34	-	-	-	-	-
	Plymouth	OHL	28	26	33	59	24	15	10	14	24	8
2013-14	Panthers	NHL	20	5	3	8	6	-	-	-	-	-
	San Antonio	AHL	55	16	26	42	32	-	-	-	-	-
2014-15	Panthers	NHL	50	7	15	22	24	-	-	-	-	-
	San Antonio	AHL	23	8	11	19	19	3	1	1	2	2
2015-16	Panthers	NHL	76	25	28	53	44	2	0	1	1	0
2016-17	Panthers	NHL	82	23	31	54	43	-	-	-	-	-
2017-18	Panthers	NHL	81	31	44	75	54	-	-	-	-	-
2018-19	Panthers	NHL	55	10	24	34	54	-	-	-	-	-
2019-20	Panthers	NHL	55	10	26	36	33	-	-	-	-	-
	Hurricanes	NHL	7	1	1	2	16	8	0	2	2	4
2020-21	Hurricanes	NHL	47	17	26	43	20	9	2	1	3	4
2021-22	Hurricanes	NHL	81	21	30	51	78	14	6	4	10	10
2022-23	RANGERS	NHL	82	22	42	64	58	7	1	0	1	14
2023-24	RANGERS	NHL	82	25	52	77	55	16	8	12	20	10
	NHL TOTALS		719	197	322	519	485	56	17	20	37	42
	RANGERS TOTALS		164	47	94	141	113	23	9	12	21	24

### STATISTICAL BREAKDOWN

SEASON	PPG	SHG	GWG	+/-	S	S%	TF	F%	H	BS	MIN
2013-14	1	1	0	-11	38	13.2	348	47.7	39	11	18:53
2014-15	1	0	0	9	89	7.9	481	48.7	93	19	14:00
2015-16	4	1	4	15	174	14.4	1,106	49.5	125	41	17:46
2016-17	2	0	2	-13	230	10.0	1,664	50.2	164	51	20:50
2017-18	13	3	5	-9	287	10.8	1,577	54.1	145	55	21:22
2018-19	3	1	1	-9	158	6.3	961	51.8	112	42	19:40
2019-20	1	1	2	-8	141	7.8	832	52.2	101	37	16:44
2020-21	7	0	2	-3	123	13.8	769	56.1	107	28	18:14
2021-22	6	0	3	21	168	12.5	1,245	54.6	185	46	17:52
2022-23	9	0	3	3	225	9.8	1,286	56.1	182	44	19:18
2023-24	11	1	5	16	215	11.6	1,500	58.7	175	86	21:27
TOTALS	58	8	27	11	1,848	10.7	11,769	53.4	1,428	460	18:59

#### NHL FIRSTS

GAME	3/7/14 vs. BUF
GOAL	3/14/14 vs. NJD (Schneider)
ASSIST	3/25/14 vs. OTT

#### CAREER HAT TRICKS (1)

DATE	OPPONENT	GOALTENDER
2/12/18	at EDM	Talbot

#### ALL-STAR GAME SCORING

SEASON	TEAM	G	A
2023-24	Team Matthews	0	2
2016-17	Atlantic Division	1	3

#### RANGERS AWARDS

Steven McDonald Extra Effort Award - 2023-24





# JACOB TROUBA

8

## DEFENSEMAN

HEIGHT: 6'3" - WEIGHT: 212 - SHOOTS: RIGHT - BORN: FEB. 26, 1994 - BIRTHPLACE: ROCHESTER, MI

### PROFESSIONAL CAREER

#### 2023-24

\* Named recipient of the Mark Messier NHL Leadership Award, which is presented "to the player who exemplifies great leadership qualities to his team, on and off the ice, during the regular season and who plays a leading role in his community growing the game of hockey."

\* Rangers' King Clancy Nominee.

\* Recorded three goals and 19 assists for 22 points in 69 regular season games.

\* Finished first on NYR in blocked shots (183) and second in hits (191).

\* Collected 300th career point on Dec. 12 vs. TOR.

\* Played in 700th career game on Nov. 29 vs. DET.

#### 2022-23

\* Won Mr. Ranger Award for 2022-23.

\* Played in all 82 games for the second time in his career (2018-19 with WPG).

\* His eight goals were tied for the third most in his career while his 199 shots ranked second.

\* Ranked sixth among NHL defensemen in hits (218) and fourth in blocked shots (196).

\* Played in his 600th game on Oct. 14 at WPG.

#### 2021-22

\* Co-Players' Player Award winner for the season

\* Registered 39 points (11G-28A) through 81 games with New York

\* Posted a career high in goals, plus/minus rating (+25), and PIM (88); his 28 assists were the second most of career

\* Tied for most goals scored by a Rangers defenseman with Adam Fox

\* Ranked second among all Rangers skaters and led team defensemen in plus/minus rating

\* Only player in NHL with 175+ blocked shots and 200+ hits

\* His 177 blocked shots ranked second in the NHL and led the Rangers and he ranked second on the team in hits (207)

\* Notched his second career multi-point playoff game (1G-1A) in G5 of First Round and first since May 1, 2018 vs. NSH while with WPG.

#### 2020-21

\* Registered 12 points (two goals, 10 assists) and a plus-three rating in 38 games with the Rangers

\* Was the only NHL player who had registered at least 100 hits, 80 blocked shots, and 15 takeaways during the season at the time of his injury on Apr. 20

\* Led the Rangers in hits (111) and blocked shots (84), and ranked second in average ice time (21:29) at the time of his injury

\* Named an alternate captain prior to the start of the season

\* Skated in his 500th career NHL game on Mar. 20 at WSH

\* Tallied two assists, tied for the game-high (led the Rangers) with three blocked shots, and tied for the game-high with four hits while skating in his 100th career game with the Rangers on Apr. 6 vs. PIT

#### 2019-20

\* Established career-highs in power play goals (four) and hits (173)

\* Was one of two NHL players who registered at least 160 shots on goal, 170 hits, and 120 blocked shots (Nurse)

\* Was one of five NHL players who logged at least 125:00 of power play ice time and 175:00 of

LTRA.

120



shorthanded ice time (Provorov, Weber, Hronek, Niskanen)

\* Ranked eighth among NHL defensemen in hits and ranked 14th among NHL defensemen in shots on goal (168)

\* Was one of four players who skated in each of the Rangers' 70 games

\* Led the Rangers in average ice time (22:34), hits, and blocked shots (128), and ranked third in shots on goal

\* Led Rangers defensemen in power play goals and shots on goal, and ranked third in assists (20) and points (27)

\* Tied a single-game career-high with three points (one goal, two assists), recorded his first goal, assist, and point as a Ranger, led all skaters with five hits, and logged a game-high 24:26 of ice time while making his Rangers debut on Oct. 3 vs. WPG; became the first defenseman to record a three-point game in his Rangers debut in franchise history

\* Registered one assist in three playoff games

\* Skated in his first playoff game with the Rangers in Game 1 of the Qualifying Round at CAR on Aug. 1

#### 2018-19

\* Established career-highs in several categories, including games played (82), assists (42), and points (50)

\* Tied for ninth among NHL defensemen in assists (tied with Erik Karlsson and Victor Hedman) and ranked 13th among NHL defensemen in points

\* Ranked second among NHL defensemen 25 years old or younger in assists (trailing only Morgan Rielly) and ranked third among NHL defensemen 25 years old or younger in points (trailing only Rielly and Chabot)

\* Ranked sixth in the NHL in blocked shots (171)

\* Was one of six NHL defensemen who logged at least 200:00 of shorthanded ice time and 150:00 of power play ice time (along with Doughty, Josi, Carlson, Ellis, and Giordano)

\* Led Winnipeg in total ice time (1,876:00), total shorthanded ice time (201:57), and blocked shots, ranked second in average ice time (22:53) and average shorthanded ice time (2:28), tied for second in power play assists (15), ranked third in assists and even strength assists (25), and tied for fourth in points

\* Established a single-game career-high with three assists, tied a single-game career-high with three points, and recorded his 100th career NHL assist on Oct. 20 vs. ARI

\* Skated in his 400th career NHL game on Mar. 21 at VGK

\* Recorded one assist in six playoff games.

#### 2017-18

\* Registered 24 points (three goals, 21 assists) and a plus-nine rating in 55 games with Winnipeg

\* Ranked second on the team in average ice time (21:54) and tied for third in blocked shots (100)

\* Ranked third among Jets defensemen in assists

\* Skated in his 300th career NHL game on Dec. 7 at FLA

\* Posted a three-game assist/point streak from Jan. 5 vs. BUF to Jan. 9 at BUF (one goal, four assists)

\* Established playoff career-highs in games played (17), goals (two), points (three), and plus/minus rating (plus-six) while helping the Jets advance to the Western Conference Final

\* Tied for the team lead in blocked shots (41), ranked second in average ice time (21:39), and tied for second in plus/minus rating in the playoffs

\* Registered his first career Stanley Cup Playoff goal, which was also the game-winning goal, in the first minute of Game 5 of the First Round vs. MIN on Apr. 20

\* Registered a "Gordie Howe Hat Trick" by recording one goal, one assist, and one fighting major, and posted a plus-two rating in Game 3 of the Second Round vs. NSH on May 1.

#### 2016-17

\* Established a career-high in average ice time (24:58); ranked 11th in the NHL in average ice time

\* Tied for 20th among NHL defensemen in points per game (0.55; 33 points in 60 games)

\* Ranked second on Winnipeg in average ice time and ranked third in blocked shots (118)

\* Ranked second among Jets defensemen in goals (eight), assists (25), and points (33)

#### 2015-16

\* Established career-highs in plus/minus rating (plus-10) and blocked shots (177)

\* Ranked 10th in the NHL – and led Winnipeg – in blocked shots

\* Ranked second on Winnipeg – and led team defensemen – in plus/minus rating

\* Ranked third on the Jets in average ice time (22:04)

\* Ranked third among Winnipeg defensemen in goals (six), assists (15), and points (21)

\* Tied a single-game career-high with two goals, recorded a shorthanded goal, and posted a plus-two rating in 25:27 of ice time on Dec. 29 vs. DET

\* Skated in his 200th career NHL game on Mar. 18 vs. CHI.

#### 2014-15

\* Tallied 22 points (seven goals, 15 assists) in 65 games with Winnipeg

\* Ranked second on the Jets in blocked shots (120) and ranked third in average ice time (23:19)

\* Ranked second among Winnipeg defensemen in goals and shots on goal (133), and ranked third among Jets defensemen in assists and points

\* Tallied two assists in four playoff games

\* Tied for the team lead in assists and tied for third on the Jets in points in the playoffs

\* Notched his first career Stanley Cup Playoff assist/point and posted a plus-two rating while making his Stanley Cup Playoff debut in Game 1 of the First Round at Anaheim on Apr. 16.

#### 2013-14

\* Finished sixth in voting for the Calder Trophy as the NHL's Rookie of the Year

\* Led NHL rookies in average ice time (22:26) and ranked second among NHL rookie defensemen in goals and tied for third among NHL rookie defensemen in points

\* Tied for second among Jets defensemen in goals and plus/minus rating (plus-four), and ranked third among team defensemen in assists (19) and points (29)

\* Registered two points (one goal, one assist), including his first career NHL goal, assist, and point, and posted a plus-two rating while making his NHL debut on Oct. 1 at EDM.

### **COLLEGE CAREER**

#### 2012-13

\* Named to the NCAA (West) First All-American Team; was the only freshman to be named a First Team All-American during the season

\* Became the first freshman in the University of Michigan's history to be named a First Team All-American

\* Named the CCHA's Best Offensive Defenseman and to the CCHA First All-Star Team and the CCHA All-Rookie Team

\* Received the University of Michigan's Hal Downs Award as Most Valuable Player and the Vic Heyliger Award as the team's Most Outstanding Defenseman

\* Registered 29 points (12 goals, 17 assists) in 37 games

\* Tied for second among NCAA defensemen in goals and tied for seventh among NCAA defensemen in points; led NCAA freshmen defensemen in both categories

\* Tallied his first career collegiate goal, assist, and point in his collegiate debut on Oct. 11 vs. RIT.

### **USDP CAREER**

#### 2011-12

\* Recorded 32 points (nine goals, 23 assists) in 54 games with the U.S. National U18 Team as part of the U.S. National Team Development Program

\* Tallied 18 points (four goals, 14 assists) in 22 games in United States Hockey League (USHL) competition.

#### 2010-11

\* Split the season between the U.S. National U18 Team and the U.S. National U17 Team

\* Tallied seven points (three goals, four assists) in 31 USHL games with Team USA.

### **MIDGET CAREER**

#### 2009-10

\* Registered 28 points (14 goals, 14 assists) in 38 games with Compuware U16 in the Tier 1 Elite U16 Hockey League (TIEHL U16) and skated in three games with Compuware U18.

#### 2008-09

\* Tallied 17 points (four goals, 13 assists) in 31 games with Compuware Bantam Major AAA in the TIEBHL.

#### 2007-08

\* Recorded 12 points (four goals, eight assists) in 31 games with Compuware Bantam Minor AAA in the TIEMBHL.

### **INTERNATIONAL CAREER**

#### 2017

\* Registered three points (one goal, two assists) and a plus-five rating in eight games while representing the United States at the 2017 IIHF World Championship.

#### 2016

\* Skated in two games while playing with Team North America at the 2016 World Cup of Hockey.

#### 2014

\* Recorded three points (two goals, one assist) in four games while representing the United States at the 2014 IIHF World Championship.

#### 2013

\* Tallied nine points (four goals, five assists) in seven games while helping the United States win a gold medal at the 2013 IIHF World Junior Championship

\* Named the Best Defenseman in the tournament and was named to the Tournament All-Star Team; was also named one of the Top Three Players on his Team in the tournament

\* Registered three points (one goal, two assists) in seven games while helping the United States earn a bronze medal at the 2013 IIHF World Championship.

#### 2012

\* Tallied two assists in six games while representing the United States at the 2012 IIHF World Junior Championship

\* Registered three points (one goal, two assists) and posted a plus-five rating in six games while helping the United States win a gold medal at the 2012 IIHF U18 World Championship.

#### 2011

\* Registered nine points (two goals, seven assists) while helping the United States earn a silver medal at the 2011 World U17 Hockey Challenge

\* Tallied one goal in six games while helping the United States win a gold medal at the 2011 IIHF U18 World Championship.

### **CAREER TRANSACTIONS**

\* Selected by Winnipeg in the first round, ninth overall, of the 2012 NHL Entry Draft.

\* Acquired by the Rangers in exchange for Neal Pionk and a first-round pick in the 2019 NHL Entry Draft (Ville Heinola), June 17, 2019

CAREER STATISTICS

			REGULAR SEASON					PLAYOFFS				
SEASON	TEAM	LEAGUE	GP	G	A	PTS	PIM	GP	G	A	PTS	PIM
2010-11	U.S. Nat'l U18 Team	USDP	21	2	5	7	24	-	-	-	-	-
	U.S. Nat'l U17 Team	USDP	37	6	13	19	35	-	-	-	-	-
	U.S. Nat'l Team	USHL	31	3	4	7	31	-	-	-	-	-
	United States	WJC-18	6	1	0	1	2	-	-	-	-	-
	United States	WHC-17	6	2	7	9	12	-	-	-	-	-
2011-12	U.S. Nat'l U18 Team	USDP	54	9	23	32	71	-	-	-	-	-
	U.S. Nat'l Team	USHL	22	4	14	18	35	-	-	-	-	-
	United States	WJC	6	0	2	2	0	-	-	-	-	-
	United States	WJC-18	6	1	2	3	8	-	-	-	-	-
2012-13	Univ. of Michigan	NCAA	37	12	17	29	88	-	-	-	-	-
	United States	WC	7	1	2	3	2	-	-	-	-	-
	United States	WJC	7	4	5	9	10	-	-	-	-	-
2013-14	Jets	NHL	65	10	19	29	43	-	-	-	-	-
	United States	WC	4	2	1	3	8	-	-	-	-	-
2014-15	Jets	NHL	65	7	15	22	46	4	0	2	2	2
2015-16	Jets	NHL	81	6	15	21	62	-	-	-	-	-
2016-17	Jets	NHL	60	8	25	33	54	-	-	-	-	-
	Team North America W-Cup		2	0	0	0	0	-	-	-	-	-
	United States	WC	8	1	2	3	2	-	-	-	-	-
2017-18	Jets	NHL	55	3	21	24	34	17	2	1	3	17
2018-19	Jets	NHL	82	8	42	50	58	6	0	1	1	4
2019-20	RANGERS	NHL	70	7	20	27	61	3	0	1	1	0
2020-21	RANGERS	NHL	38	2	10	12	22	-	-	-	-	-
2021-22	RANGERS	NHL	81	11	28	39	88	20	1	4	5	25
2022-23	RANGERS	NHL	82	8	22	30	63	7	0	0	0	6
2023-24	RANGERS	NHL	69	3	19	22	73	16	1	6	7	22
	<b>NHL TOTALS</b>		<b>748</b>	<b>73</b>	<b>236</b>	<b>309</b>	<b>604</b>	<b>73</b>	<b>4</b>	<b>15</b>	<b>19</b>	<b>76</b>
	<b>NYR TOTALS</b>		<b>340</b>	<b>31</b>	<b>99</b>	<b>130</b>	<b>307</b>	<b>46</b>	<b>2</b>	<b>11</b>	<b>13</b>	<b>53</b>

STATISTICAL BREAKDOWN

SEASON	PPG	SHG	GWG	+/-	S	S%	TF	F%	H	BS	MIN
2013-14	0	1	1	4	121	8.3	0	0.0	95	132	22:26
2014-15	1	0	0	2	133	5.3	1	0.0	97	120	23:19
2015-16	0	1	0	10	133	4.5	1	0.0	144	177	22:04
2016-17	2	0	1	4	154	5.2	0	0.0	107	118	24:58
2017-18	0	0	2	9	144	2.1	0	0.0	84	100	21:54
2018-19	3	1	1	8	162	4.9	0	0.0	112	171	22:53
2019-20	4	0	1	-12	168	4.2	0	0.0	173	128	22:34
2020-21	0	0	1	3	70	2.9	0	0.0	111	84	21:29
2021-22	1	0	1	25	204	5.4	0	0.0	207	177	22:26
2022-23	2	1	2	7	199	4.0	1	0.0	218	196	21:12
2023-24	0	0	0	-4	129	2.3	0	0.0	191	183	21:15
<b>TOTALS</b>	<b>13</b>	<b>4</b>	<b>10</b>	<b>56</b>	<b>1,617</b>	<b>4.5</b>	<b>3</b>	<b>0.0</b>	<b>1,539</b>	<b>1,586</b>	<b>22:24</b>



### NHL FIRSTS

GAME	10/1/13 at EDM
GOAL	10/1/13 at EDM (Dubnyk)
ASSIST	10/1/13 at EDM

### NHL AWARDS

Mark Messier Leadership Award - 2023-24

### RANGERS RECORDS

Most points by a defenseman in his Rangers debut in franchise history - 3 (10/3/19 vs. Winnipeg)

### RANGERS AWARDS

Rod Gilbert "Mr. Ranger" Award - 2022-23

Players' Player Award - 2021-22





# JIMMY VESEY

## LEFT WING

26

HEIGHT: 6'2" - WEIGHT: 203 - SHOOTS: LEFT - BORN: MAY 26, 1993 - BIRTHPLACE: BOSTON, MA

### PROFESSIONAL CAREER

#### 2023-24

\* Tallied 13 goals and 13 assists for 26 points in 80 games for the Rangers.

\* Had the ninth most points on New York.

#### 2022-23

\* Tallied 11 goals and 14 assists for 25 points in 81 games with the Rangers.

\* Notched a career-high plus-13 rating, tied a career-high in games played and recorded the second most assists in a season in his career.

\* Played in 500th career NHL game on April 6 at STL.

#### 2021-22

\* Skated in 68 games for the New Jersey Devils, tallying eight goals and seven assists for 15 points.

\* Two of his eight goals came shorthanded.

#### 2020-21

\* Skated in 50 games between Toronto and Vancouver, tallying five goals and five assists for 10 points with 58 total shots

#### 2019-20

\* Appeared in 60 games for the Buffalo Sabres during the 2019-20 season, recording nine goals and 11 assists.

#### 2018-19

\* Notched career-highs in points (35), assists (18), games played (81) and tied his career-high in goals (17).

\* Ranked fifth on the Rangers in goals and sixth in points.

\* Recorded a career-high 154 shots on goal.

#### 2017-18

\* Had a career-high tying 17 goals and tied for the team-lead with four game-winning goals.

\* Blueshirts posted a 15-4-3 record in games when he registered a point.

\* Skated in his 100th career NHL game on November 17, 2017 against Columbus.

#### 2016-17

\* Ranked second among NHL rookies in game-winning goals (6), tied for fifth in power play goals (5), seventh in takeaways (44) and tied for 12th in goals (16).

\* First Ranger to tally six game-winning goals in

his rookie season since Mike Ridley in 1985-86.

\* Won the Lars-Erik Sjoberg Award as the top Rangers rookie in Training Camp.

\* Made his NHL debut on October 13, 2016 against Islanders.

### AMATEUR CAREER

#### 2015-16

\* Won the Hobey Baker Award as the top player in collegiate hockey; became the fourth player in Harvard's history to win the award

\* Ranked fourth in the NCAA in goals per game (0.73), ranked fifth in shots on goal per game (4.48), tied for seventh in goals (24), and ranked eighth in points per game (1.39)

\* Led Harvard in goals, points (46), and shots on goal (148), ranked second in assists (22), power play goals (six), and game-winning goals (five), and tied for second in plus/minus rating (plus-11).

\* Named ECAC Player of the Year and Ivy League Player of the Year for the second consecutive season

#### 2014-15

Established collegiate career-highs in games played (37), goals (32), assists (26), points (58), power play goals (seven), game-winning goals (six), plus/minus rating (plus23), and shots on goal (158).

\* Was a finalist for the Hobey Baker Award as the top player in collegiate hockey.

\* Led the NCAA in goals and goals per game (0.86), ranked second in points per game (1.57), ranked third in the NCAA in points, tied for sixth in game-winning goals, and tied for 10th in shots on goal.

\* Selected to the NCAA (East) First All-American Team and named ECAC Player of the Year

#### 2013-14

\* Selected to the All-Ivy Second Team

\* Led Harvard in goals (13), points (22), game-winning goals (five), and shots on goal (144), tied for the team lead in power play goals (four), and tied for third in assists (nine).

#### 2012-13

\* Selected to the ECAC All-Rookie Team

\* Tied for sixth among NCAA freshmen in goals per game (0.41).

\* Tied for the team lead in goals (11), tied for second on Harvard in power play goals (two), tied





for third in points (18), and ranked fourth in shots on goal (79).

### CAREER TRANSACTIONS

\* Drafted by the Nashville Predators in the third round, 66th overall, of the 2012 NHL Draft.

\* Traded to Buffalo by Nashville for Minnesota's 3rd round pick (previously acquired, Nashville selected Rem Pitlick) in 2016 NHL Draft, June 20, 2016.

\* Signed as a free agent by NY Rangers, August 19, 2016.

\* Traded to Buffalo by NY Rangers for a 3rd-round pick in 2021 NHL Draft, July 1, 2019.

\* Signed as a free agent by Toronto, October 11, 2020.

\* Claimed off waivers by Vancouver from Toronto, March 17, 2021.

\* Signed as a free agent by New Jersey, October 10, 2021.

\* Signed as a free agent by NY Rangers, October 9, 2022.



## CAREER STATISTICS

SEASON	TEAM	LEAGUE	REGULAR SEASON					PLAYOFFS				
			GP	G	A	PTS	PIM	GP	G	A	PTS	PIM
2012-13	Harvard	NCAA	27	11	7	18	25	-	-	-	-	-
	USA U20	WJC-20	7	1	4	5	2	-	-	-	-	-
2013-14	Harvard	NCAA	31	13	9	22	14	-	-	-	-	-
2014-15	Harvard	NCAA	37	32	26	58	21	-	-	-	-	-
	USA	WC	9	0	3	3	0	-	-	-	-	-
2015-16	Harvard	NCAA	33	24	22	46	6	-	-	-	-	-
2016-17	RANGERS	NHL	80	16	11	27	26	12	1	4	5	9
2017-18	RANGERS	NHL	79	17	11	28	20	-	-	-	-	-
2018-19	RANGERS	NHL	81	17	18	35	21	-	-	-	-	-
2019-20	Sabres	NHL	64	9	11	20	15	-	-	-	-	-
2020-21	Maple Leafs	NHL	30	5	2	7	4	-	-	-	-	-
	Canucks	NHL	20	0	3	3	6	-	-	-	-	-
2021-22	Devils	NHL	68	8	7	15	12	-	-	-	-	-
2022-23	RANGERS	NHL	81	11	14	25	20	7	0	1	1	10
2023-24	RANGERS	NHL	80	13	13	26	20	12	1	2	3	2
	<b>NHL TOTALS</b>		<b>583</b>	<b>96</b>	<b>90</b>	<b>186</b>	<b>144</b>	<b>31</b>	<b>2</b>	<b>7</b>	<b>9</b>	<b>21</b>
	<b>NYR TOTALS</b>		<b>401</b>	<b>74</b>	<b>67</b>	<b>141</b>	<b>107</b>	<b>31</b>	<b>2</b>	<b>7</b>	<b>9</b>	<b>21</b>

## STATISTICAL BREAKDOWN

SEASON	PPG	SHG	GWG	+/-	S	S%	TF	F%	H	BS	MIN
2016-17	5	0	6	-13	116	13.8	7	28.6	64	37	13:38
2017-18	1	0	4	-18	136	12.5	32	46.9	83	34	14:20
2018-19	1	0	4	-6	154	11	32	25	79	34	16:03
2019-20	0	1	2	12	93	9.7	5	0	43	20	13:48
2020-21	0	0	1	-14	58	8.6	12	25	38	19	12:43
2021-22	0	2	2	-24	110	7.3	61	29.5	85	29	14:25
2022-23	0	1	4	13	123	8.9	18	22.2	98	40	13:37
2023-24	0	0	4	-4	116	11.2	23	39.1	90	28	12:23
<b>TOTALS</b>	<b>7</b>	<b>4</b>	<b>27</b>	<b>-54</b>	<b>906</b>	<b>10.6</b>	<b>190</b>	<b>31.1</b>	<b>580</b>	<b>241</b>	<b>13:55</b>

### HOCKEY AWARDS

Hobey Baker Memorial Award (Top U.S. Collegiate Player) - 2016

### NHL FIRSTS

GAME 10/13/16 vs. NYI

GOAL 10/17/16 vs. SJS (Jones)

ASSIST 10/26/16 vs. BOS

### RANGERS AWARDS

John Halligan Good Guy Award (Cooperation with Media) - 2023-24



# MIKA ZIBANEJAD

## CENTER

93

HEIGHT: 6'2" - WEIGHT: 203 - SHOOTS: RIGHT - BORN: APR 18, 1993 - BIRTHPLACE: STOCKHOLM, SWE

### PROFESSIONAL CAREER

#### 2023-24

\* Notched 40 assists in a season for the third consecutive year and 25 goals for the sixth time in his career.

\* Ranked second on the team in playoff points (16) and first in assists (13).

\* Had double-digit power play goals (12) for a seventh straight season. The only other player that has reached 10-plus power play goals in the last seven seasons is Steven Stamkos.

\* Scored 100th PPG with NYR on Mar. 26 vs. PHI

\* Set franchise record for most OTGs (8) on Feb. 9 at CHI.

\* Notched 500th point with Rangers on Jan. 27 at OTT.

\* Had points in career-long 10-straight games from Dec. 10-Dec. 30

\* Named NHL's Second Star for week ending Dec. 24.

\* Played in 800th career game on Dec. 27 vs. WSH.

\* Played in 500th game with NYR on Nov. 12 vs. CBJ.

#### 2022-23

\* Had a career-high of 91 points (39G-52A), becoming the third Rangers center since 1982-83 to record 90 points in a season (Gretzky, Messier).

\* Since 2007-08, only Panarin and Zibanejad have recorded 90 or more points in a season for the Rangers.

\* Fourth Rangers player in the past 25 years to record consecutive 80-point seasons. The others: Artemi Panarin (2021-22 - 2022-23), Jaromir Jagr (2005-06 - 2006-07) and Wayne Gretzky (1996-97 - 1997-98).

\* Had a career-high 20 power play goals, tied for the third most in the NHL.

\* Recorded his second season with 50 or more assists. The only players in franchise history with more such campaigns are Brian Leetch (6x), Rod Gilbert (4x), Mark Messier (4x), Wayne Gretzky (3x), Jean Ratelle (3x) and Artemi Panarin (3x).

\* Named the Rangers' Most Valuable Player, as voted on by members of the Rangers media.

#### 2021-22

\* Recorded 81 points (29G-52A) in 81 games

\* Established a career high in points, assists, plus/minus rating (+30)

\* Ranked second the team in goals, points, and takeaways (62), third in assists and P/GP (1.00), and fourth in power play points (28)

\* Led the team in plus/minus rating

\* Led Rangers forwards in TOI/GP (23:54)

\* Had a career-high tying 15 PPGs

\* Tied for sixth in the NHL in playoff points (24), led Rangers

\* Tied for seventh in the NHL in playoffs goals (10)

\* Ranked eighth in playoff assists (14)

\* Scored his first goal of the season on Oct. 18 at TOR while also recording his 100th career multi-point game

\* With his 55th power-play goal with the Rangers on Nov. 2 at VAN, passed Tomas Sandstrom for the 14th most in team history; 138th goal with New York tied him with Bill Fairbairn for the 31st most in franchise history

\* On Dec. 1 vs. PHI, tallied his 300th point as a Ranger (140G-160A), becoming the 42nd player to record 300 points with the franchise; required the fewest games (343 GP) to reach the mark with the





club since Jaromir Jagr (257 GP)

\* Recorded his 500th career point on Mar. 25 vs. PIT; became the 11th Swedish-born center to reach the milestone and third center from the 2011 NHL Draft class to notch 500 points (Mark Scheifele, Ryan Nugent-Hopkins). Of all skaters who made their debut in 2011-12 or later, became the 14th to reach 500 points in 669 games or less

\* Recorded two goals and two assists for four points, his first career playoff four-point game, in G6 of First round; scored two goals in a span of 1:16 to tie the game at 2-2. The last Rangers player to score twice in that span or faster in a playoff game was Don Maloney (0:26 in Game 3 of 1979 QF)

\* In G7 of First Round, recorded three points (1G-2A), including an assist on the overtime winner; scored the tying goal with 5:45 remaining in regulation, marking the first time in franchise history a Rangers player has tied a Game 7 in the final 10 minutes of the third period

\* In G7 of Second Round, registered three assists, becoming the second player in franchise history to record three-plus assists in a Game 7 (James Patrick - 1992 DSF vs. NJD)

\* Tied Adam Graves (6 in 1996) for the most PPG's in a single playoff year

#### 2020-21

\* Registered 50 points (24 goals, 26 assists) in 56 games with the Rangers

\* Led the NHL in power play shot attempts (117) and shorthanded shot attempts (44), and ranked second in power play shots on goal (72)

\* Was the only NHL forward who logged at least 200:00 of power play ice time and 130:00 of shorthanded ice time

\* Tied for fifth in the NHL in power play goals (10), tied for sixth in game-winning goals (seven), tied for 13th in goals, ranked 15th in faceoff wins (479), ranked 16th in shots on goal (171), and tied for 17th in takeaways (39)

\* Tied for sixth among NHL centers in goals and tied for 12th in points

\* Led the Rangers in several categories, including goals, game-winning goals, shots on goal, and takeaways, and ranked second in points and power play goals

\* Led the Rangers in goals for the fourth consecutive season; became the second player in

franchise history to lead the Rangers in goals for at least four consecutive seasons (Bill Cook - five straight seasons from 1928-29 - 1932-33)

\* Was one of three players who skated in each of the Rangers' 56 games during the season

\* Recorded six of his team-leading seven game-winning goals on the road; his road six game-winning goals were tied for the second-most in one season in Rangers history (Nash - seven in 2014-15; Jagr - six in 2005-06)

\* Established single-game career-highs with six points (three goals, three assists) and a plus-five rating, registering all six points in the second period, tallied a natural hat trick with one even strength goal, one power play goal, and one shorthanded goal, and registered his 400th career NHL point on Mar. 17 vs. PHI; became the second player in NHL history to register six points in one period (Bryan Trottier), and tied the Rangers' single-period franchise record for goals

\* Became the first Ranger to tally at least six points in one game since Messier on Nov. 25, 1992 at PIT

\* Tied a single-game career-high with six points (three goals, three assists), recording his second six-point game and natural hat trick in a five-game span (both against PHI), tallied three power play goals, led the Rangers with five shots on goal, and posted a plus-three rating on Mar. 25 at PHI; became the third player in NHL history to score a natural hat trick in consecutive games against the same opponent in a single season and became the first player in NHL history to register six or more points in consecutive games played against one opponent within the same regular season

\* Became the second Ranger in franchise history to register multiple six-point games (along with Hedberg) and the first to do so in one season

\* Became the seventh Ranger in franchise history to register at least three power play goals in one game

\* Led all skaters with seven shots on goal and eight faceoff wins (8-for-16; 50.0%) in 19:48 of ice time while skating in his 600th career NHL game on May 1 at NYI

\* Recorded two goals, including the game-winning goal (which was his 200th career NHL goal), led all skaters with six shots on goal, and posted a plus-two rating on May 8 at BOS.

\* Established career-highs in several categories, including goals (41), points (75), average ice time (21:38), power play goals (15), power play points (27), shorthanded goals (three), shorthanded assists (two), and shorthanded points (five), and tied his career-high in plus/minus rating (plus-nine)

\* Led the NHL (min. five games played) in goals per game (0.72); his 0.72 goals per game average was the third-best by a Ranger in one season (min. 30 games played) in franchise history (Bill Cook - 0.75 in 1926-27; Ratelle - 0.73 in 1971-72)

\* Became the fourth Ranger to lead the NHL in goals per game (min. 30 games played) in a season in franchise history (Bill Cook - 1926-27 and 1932-33; Lynn Patrick - 1941-42; Camille Henry - 1962-63)

\* His 41 goals were tied for the 14th-most in one season in franchise history

\* Reached the 40-goal plateau in fewer personal games (56) than any other Ranger in franchise history

\* Was the 20th different Ranger who posted a 40-goal season in franchise history, and it was the 24th instance of a player tallying 40 or more goals in a season with the Blueshirts in franchise history

\* Became the first Ranger to record 40 or more goals in a season since Nash in 2014-15 and was also the first Rangers center who tallied at least 40 goals in a season since Messier in 1995-96

\* Ranked third in the NHL in power play goals and shorthanded points, ranked fifth in goals, tied for fifth in shorthanded goals, ranked seventh (min. 10 games played) in points per game (1.32), tied for eighth in power play points, tied for ninth in shots on goal per game (min. 10 games played - 3.65), overtime goals (two), and shorthanded assists, tied for 10th in game-winning goals, and tied for 12th in points

\* His 1.32 points per game average was the 11th-best in one season (min. 40 games played) in franchise history; was the first Rangers center who averaged at least 1.32 points per game in a season since Messier in 1995-96 (1.34)

\* Was the only NHL player who recorded 15 or more power play goals and three or more shorthanded goals; over the last 10 seasons, is one of only three NHL players who have recorded at least 15 power play goals and three shorthanded goals in the same season (Ryan Kesler - 2010-11;

\* Became the second Ranger to record at least 15 power play goals and at least three shorthanded goals in the same season since the NHL began to track goals by strength in 1933-34 (Graves - 1993-94)

\* Played in 29 games which the Rangers won; registered a point in 26 of those 29 games, and tallied a goal in 23 of those 29 contests

\* Of his 41 goals, 17 were the go-ahead goal in the game; ranked second in the NHL in go-ahead goals (Pastrnak - 18)

\* Recorded 20 of his 41 goals in either the third period or overtime; was tied for second in the NHL in goals in either the third period or overtime

\* Ranked fifth among NHL forwards in average ice time this season (21:38), and was the only NHL player who averaged at least 3:30 of power play ice time per game and at least 2:30 of shorthanded ice time per game; was the first NHL forward who averaged at least 3:30 of power play ice time per game and at least 2:30 of shorthanded ice time per game in the same season since Ryan Kesler in 2010-11, and was only the fourth Rangers forward who accomplished the feat since the NHL began to track ice time in 1997-98 (Nedved - 2002-03; Shanahan - 2006-07 and 2007-08; Drury - 2007-08)

\* Led the Rangers in goals, power play goals, power play points, shorthanded goals, shorthanded points, game-winning goals (six), and faceoff wins (592), ranked second in points, average ice time, and shots on goal (208), and tied for fourth in assists (34)

\* Selected as the NHL's First Star of the Week for the week ending on Oct. 6 (first week of the season)

\* Posted a career-high nine-game point streak from Feb. 11 at WPG to Feb. 27 at MTL (eight goals, seven assists), including a career-high six-game goal streak from Feb. 16 vs. BOS to Feb. 27 at MTL; the six-game goal streak was tied for the longest in the NHL during the season (he posted two separate six-game goal streaks during the season and became the second Ranger in franchise history to post two six-game goal streaks in the same season (Turcotte - 1992-93))

\* Selected as the NHL's Second Star of the Week for the week ending on Feb. 23

\* Selected as the NHL's First Star of the Week for the week ending on Mar. 8

\* Tallied two points (one goal, one assist) in three playoff games

\* Tied a single-game playoff career-high with two points (one goal, one assist) while skating in a game-high 25:08 of ice time in Game 1 of the Qualifying Round at CAR on Aug. 1; became the second Rangers forward to log at least 25:00 of ice time in a playoff game which ended in regulation since the NHL began to track ice time in 1997-98 (Dubinsky - 25:45 of ice time in Game 3 of the Eastern Conference Quarterfinals in 2011 vs. WSH).

#### 2018-19

\* Established career-highs in numerous categories, including games played (82), assists (44), total ice time (1,685:48), shots on goal (236), primary assists (25), power play assists (12), faceoff wins (831), faceoffs taken (1,673), and takeaways (69)

\* Was named the Rangers' Most Valuable Player and the winner of the Steven McDonald Extra Effort Award; became the sixth Ranger to be named the team's MVP (as chosen by the media) and to receive the Steven McDonald Extra Effort Award (as chosen by the fans) in the same season, joining Graves (1992-93 and 1993-94), Messier (1994-95 and 1995-96), Leetch (1996-97), Gretzky (1997-98), and Lundqvist (2017-18) as the only Rangers to accomplish the feat

\* Was the only Ranger who played in all of the team's 82 games during the season; played in all 82 games of a season for the first time in his NHL career

\* Led the Rangers in numerous categories, including goals (30), assists, points (74), primary assists, power play goals (11), power play assists, power play points (23), shots on goal, game-winning goals (five), takeaways, faceoff wins, faceoffs taken, and total ice time

\* Became the 13th different Ranger to lead the team in goals, assists, and points in the same season (and the first to do so since Dubinsky in 2010-11); it was the 18th instance in franchise history that one player led the team in goals, assists, and points in the same season

\* Became the third center in franchise history to register at least 30 goals in a season when 25 years old or younger (Pavelich and Turcotte), and also became the third center in franchise history to record at least 70 points in a season when 25 years old or younger (Tkaczuk and Pavelich)

\* Was one of seven NHL players who recorded 30 or

more goals and won at least 800 faceoffs (Barkov, Crosby, Larkin, Scheifele, Tavares, Toews), and was one of 10 NHL players who registered at least 30 goals and 60 or more takeaways (Aho, Barkov, Draisaitl, Larkin, McDavid, Monahan, Scheifele, Stone, Toews)

\* Was one of five NHL forwards who logged at least 1,250 minutes of even strength ice time, 200 minutes of power play ice time, and 150 minutes of shorthanded ice time during the season (Barkov, Couturier, Kopitar, O'Reilly)

\* Ranked eighth in the NHL in faceoffs taken and ranked 11th in the NHL in faceoff wins and power play shots on goal (70)

\* Became the first Rangers forward to lead the team in total ice time since the NHL began to track the statistic in 1997-98; his 1,685:48 of ice time was the sixth-most by a Rangers forward in one season since 1997-98

\* His 831 faceoff wins were the fourth-most a Ranger recorded in one season since the NHL began tracking the statistic in 1997-98, and his 1,673 faceoffs taken were the third-most a Ranger has taken in one season since 1997-98

\* Led the NHL in shootout attempts (11) and tied for the NHL lead in shootout goals (five); tied the Rangers' single-season record for shootout goals

\* Took a shot in every shootout the Rangers had during the season

\* Named an alternate captain prior to the start of the season

\* Tallied four points (two goals, two assists), registered a power play goal and a shorthanded goal, and recorded the game-winning goal on Oct. 23 vs. FLA; became the first Ranger to tally a power play goal and a shorthanded goal in the same period since Dubinsky (Apr. 12, 2009 at PHI) and became the first Ranger to record a power play point and a shorthanded point in the same period of a game since Callahan (Mar. 28, 2012 at WPG)

\* Recorded his 100th career point with the Rangers by notching an assist on Nov. 15 at NYI

\* Tallied two assists and won 12 of 16 faceoffs (75.0%) on Nov. 21 vs. NYI

\* Named the NHL's Second Star of the Week for the week ending on Jan. 20; led the NHL with five goals during the week

\* Named the NHL's Third Star of the Week for the week ending on Feb. 3; tallied six points (three goals, three assists) in three games and notched a point on all six Rangers goals

\* Tallied two assists, including his 300th career NHL point, on Mar. 9 vs. NJD

#### 2017-18

\* Tied for sixth in the NHL in power play goals (14)

\* Was one of seven NHL players who registered 27 or more goals, 47 or more points, and 14 or fewer penalty minutes (Barkov, Dadonov, DeBrincat, W. Karlsson, Matthews, and Rakell)

\* Led the Rangers in goals (27), power play goals, power play points (21), shots on goal (212), faceoff wins (654), and faceoffs taken (1,287), tied for the team lead in game-winning goals (four), ranked second in points (47), ranked fourth in takeaways (49), and ranked fifth in hits (92)

\* Recorded 22 points (11 goals, 11 assists) and two penalty minutes in the first 22 games of the season

\* Tallied three points (one goal, two assists), all in the third period, recorded two power play points (one power play goal, one power play assist), notched his 200th career NHL point, registered the game-winning goal, led all skaters with 14 faceoff wins (14-for-21; 66.7%), and recorded four shots on goal in 19:50 of ice time on Oct. 31 vs. VGG

\* Recorded a power play goal, tied for the game-high with five shots on goal, led all skaters with 14 faceoff wins (14-for-25; 56.0%) and logged 20:37 of ice time while skating in his 400th career NHL game on Mar. 20 vs. CBJ.

#### 2016-17

\* Established a career-high in faceoff win percentage (52.0%; 494-for-950)

\* Recorded a point in 28 of the 56 games he played (14 goals, 23 assists); the Rangers posted a 33-17-6 record when he was in the lineup

\* Registered two assists, including his first assist/point as a Ranger, while making his Rangers debut on Oct. 13 vs. NYI

\* Recorded two points (one goal, one assist), including his first goal as a Ranger, and won 15 of 22 faceoffs (68.2%) on Oct. 15 at STL

\* Tallied a goal and won 17 of 24 faceoffs (70.8%) while skating in his 300th career NHL game on Nov. 20 vs. FLA

\* Recorded his 100th career NHL assist on Feb. 5 vs. CGY

\* Established playoff career-highs in games played (12), goals (two), assists (seven), points (nine), and plus/minus rating (plus-four)

\* Tied for the NHL lead in shorthanded assists (one), tied for second in shorthanded points (one), and tied for third in overtime goals (one) in the playoffs

\* Led the Rangers in assists, points, and overtime goals, tied for the team lead in game-winning goals (one), faceoff wins (102), and shorthanded assists, ranked second in shots on goal (34), tied for second in shorthanded points and power play assists (one), and tied for third in plus/minus rating in the playoffs

\* Tied a single-game playoff career-high with two points (one goal, one assist), registered his first career Stanley Cup Playoff overtime goal, which was also his first career Stanley Cup Playoff game-winning goal, and posted a plus-two rating in Game 5 of the First Round at MTL on Apr. 20

\* Tallied five points (one goal, four assists) in the Second Round against OTT

\* Tied single-game playoff career-highs with two assists and two points and won 16 of 27 faceoffs (59.3%) while skating in a single-game playoff career-high 25:46 of ice time in Game 2 at OTT on Apr. 29

\* Tied a single-game playoff career-high with two points (one goal, one assist) in Game 6 vs. OTT on May 9.

#### 2015-16

\* Established a career-high in game-winning goals (seven)

\* Was one of 11 NHL centers who logged at least 1,000 even strength minutes of ice time, 200 power play minutes of ice time, and 100 shorthanded minutes of ice time

\* Tied for fifth in the NHL in shootout goals (four; 4-for-9) and game-deciding goals (two)

\* Led Ottawa in game-winning goals, faceoff wins (659), and faceoffs taken (1,306), ranked third in shorthanded goals (two), tied for fourth in assists (30), and ranked fifth in points (51) and power play points (11)

\* Tallied at least 20 goals and 40 points for the second consecutive season; was one of six players 22 years old or younger who tallied 20 or more goals in both 2014-15 and 2015-16



\* Registered at least one point in 40 of 81 games

\* Established a career-high with a five-game assist streak from Nov. 5 vs. WPG to Nov. 14 vs. NYR (five assists)

\* Recorded his first career NHL hat trick on Feb. 27 at CGY; posted a natural hat trick in the third period, tallying three goals in a span of 2:38 ... Registered a five-game point streak from Mar. 12 vs. TOR to Mar. 22 vs. WSH.

#### 2014-15

\* Established career-highs in shootout goals (five) and hits (149)

\* Tied for ninth in the NHL – and led Ottawa – in shootout goals

\* Tied for third on the Senators in power play assists (10) and power play points (14), ranked fifth in goals (20) and assists (26), ranked sixth in points (46) and hits, and tied for sixth in power play goals (four)

\* Tied for the team lead in points (four), power play assists (two), and power play points (three), and tied for second on the Senators in assists (three) in the playoffs

\* Tied a single-game playoff career-high with two points (one goal, one assist) in Game 1 of the First Round at MTL on Apr. 15

\* Tied single-game playoff career-highs with two assists and two points in Game 5 at MTL on Apr. 24.

#### 2013-14

\* Ranked third on the Senators in shootout goals (three), and tied for the team lead (min. two shootout attempts) in shootout shooting percentage (50.0; 3-for-6)

\* Posted a three-game goal streak from Nov. 27 at WSH to Dec. 1 vs. DET

\* Skated in his 100th career NHL game on Feb. 8 at BOS.

#### 2012-13

\* Tied for the team lead – and tied for sixth among NHL rookies - in plus/minus rating

\* Registered his first career NHL goal on Jan. 30 vs. MTL

\* Recorded four points (one goal, three assists) in 10 playoff games

\* Registered two assists, including his first career

Stanley Cup Playoff assist/point, while making his Stanley Cup Playoff debut in Game 1 of the Eastern Conference Quarterfinals at MTL on May 2

\* Talled his first career Stanley Cup Playoff goal in Game 4 vs. MTL on May 7.

#### 2011-12

\* Recorded his first career NHL assist/point while making his NHL debut on Oct. 7 at DET.

#### AHL CAREER:

#### 2013-14

\* Talled seven points (two goals, five assists) in six games with Binghamton.

#### 2012-13

\* Notched 11 points (four goals, seven assists) in 23 games with Binghamton

\* Made his AHL debut on Oct. 13 vs. Wilkes-Barre/Scranton

\* Recorded his first career AHL assist/point on Oct. 19 vs. Hershey

\* Talled his first career AHL goal on Nov. 16 vs. Adirondack.

#### **EUROPEAN CAREER**

#### 2011-12

\* Established SHL career-highs in assists (eight) and points (13), and tied SHL career-highs in goals (five) and games played (26)

\* Talled a point in 13 of the 26 games in which he played

\* Posted a three-game point streak from Nov. 22 against Frolunda to Nov. 29 against MODO

\* Recorded six points (four goals, two assists) in 10 games as part of Kvalserien, a round-robin tournament

\* Skated in one game in SuperElit.

#### 2010-11

\* Established SHL career-highs in games played (26) and goals (five)

\* Recorded nine points (five goals, four assists), which was the most by a player 18 years old or younger in the SHL during the season

\* Made his SHL debut on Dec. 4 against Timra

\* Recorded two points (one goal, one assist) in



seven SHL playoff games

- \* Established SuperElit career-highs in games played (27), goals (12), assists (nine), and points (21)
- \* Tallied three points (one goal, two assists) in three playoff games in SuperElit and earned a bronze medal with Djurgardens J20
- \* Notched five points (three goals, two assists) in two contests with Djurgardens J18.

#### 2009-10

- \* Tallied four points (two goals, two assists) in 14 SuperElit games
- \* Recorded 36 points (14 goals, 22 assists) in 28 games with Djurgardens J18
- \* Registered nine points (five goals, four assists) in five playoff games while helping Djurgardens J18 earn a silver medal.

#### 2008-09

Recorded four points (two goals, two assists) in 11 games with AIK J18.

### **INTERNATIONAL CAREER**

#### 2018

- \* Registered 11 points (six goals, five assists) and posted a plus-10 rating in 10 games while helping Sweden win a gold medal at the 2018 IIHF World Championship
- \* Tied for fourth among all skaters in the tournament - and tied for the team lead - in goals, and tied for fifth among all skaters in the tournament in plus/minus rating.

#### 2012

Registered five points (four goals, one assist) and posted a plus-three rating in six games while helping Sweden earn a gold medal at the 2012 IIHF World Junior Championship

- \* Tied for second on the team in goals during the tournament

\* Tallied the "Golden Goal", scoring the game-winning goal in overtime of the gold medal game against Russia on Jan. 5, 2011: Recorded eight points (four goals, four assists) and a plus-eight rating in six games while helping Sweden earn a silver medal at the 2011 IIHF U18 World Championship

- \* Tied for the team lead in points during the tournament.

#### 2010

Recorded nine points (five goals, four assists) while helping Sweden earn a bronze medal at the 2010 World U17 Hockey Challenge

- \* Tied for first among all skaters in goals during the tournament.

### **CAREER TRANSACTIONS**

- \* Selected by Ottawa in the first round, sixth overall, of the 2011 NHL Entry Draft.
- \* Acquired by the Rangers, along with a second-round pick in the 2018 NHL Entry Draft (later traded), in exchange for Derick Brassard and a seventh-round pick in the 2018 NHL Entry Draft (Luke Loheit), July 18, 2016

## CAREER STATISTICS

SEASON	TEAM	LEAGUE	REGULAR SEASON					PLAYOFFS				
			GP	G	A	PTS	PIM	GP	G	A	PTS	PIM
2008-09	AIK J18	J18 Elit	11	2	2	4	2	-	-	-	-	-
	AIK U16	U16 SM	8	7	8	15	2	-	-	-	-	-
2009-10	Djurgardens J20	SuperElit	14	2	2	4	4	-	-	-	-	-
	Djurgardens J18	J18 Elit	28	14	22	36	18	5	5	4	9	4
	Sweden	WHC-17	6	5	4	9	4	-	-	-	-	-
2010-11	Djurgardens	SHL	26	5	4	9	2	7	1	1	2	2
	Djurgardens J20	SuperElit	27	12	9	21	12	3	1	2	3	0
	Djurgardens J18	J18 Elit	2	3	2	5	2	-	-	-	-	-
	Sweden	WJC-18	6	4	4	8	2	-	-	-	-	-
2011-12	Senators	NHL	9	0	1	1	2	-	-	-	-	-
	Djurgardens	SHL	26	5	8	13	4	-	-	-	-	-
	Djurgardens	Kvalserien	-	-	-	-	-	10	4	2	6	2
	Djurgardens J20	SuperElit	1	0	0	0	2	-	-	-	-	-
	Sweden	WJC	6	4	1	5	2	-	-	-	-	-
2012-13	Senators	NHL	42	7	13	20	6	10	1	3	4	0
	Binghamton	AHL	23	4	7	11	10	-	-	-	-	-
2013-14	Senators	NHL	69	16	17	33	18	-	-	-	-	-
	Binghamton	AHL	6	2	5	7	2	-	-	-	-	-
2014-15	Senators	NHL	80	20	26	46	20	6	1	3	4	0
2015-16	Senators	NHL	81	21	30	51	18	-	-	-	-	-
2016-17	RANGERS	NHL	56	14	23	37	16	12	2	7	9	0
2017-18	RANGERS	NHL	72	27	20	47	14	-	-	-	-	-
	Sweden	WC	10	6	5	11	0	-	-	-	-	-
2018-19	RANGERS	NHL	82	30	44	74	47	-	-	-	-	-
2019-20	RANGERS	NHL	57	41	34	75	14	3	1	1	2	0
2020-21	RANGERS	NHL	56	24	26	50	18	-	-	-	-	-
2021-22	RANGERS	NHL	81	29	52	81	12	20	10	14	24	4
2022-23	RANGERS	NHL	82	39	52	91	20	7	1	3	4	6
2023-24	RANGERS	NHL	81	26	46	72	30	16	3	13	16	2
	NHL TOTALS		848	294	384	678	235	74	19	44	63	12
	NYR TOTALS		567	230	297	527	171	58	17	38	55	12

## STATISTICAL BREAKDOWN

SEASON	PPG	SHG	GWG	+/-	S	S%	TF	F%	H	BS	MIN
2011-12	0	0	0	-3	12	0.0	50	44.0	15	5	12:54
2012-13	3	0	0	9	90	7.8	343	46.4	82	19	13:34
2013-14	3	0	0	-15	153	10.5	397	46.1	118	28	14:20
2014-15	4	0	0	0	150	13.3	1,261	48.8	149	26	16:26
2015-16	2	2	7	-2	184	11.4	1,306	50.5	111	43	17:46
2016-17	4	0	2	9	119	11.8	950	52.0	23	27	17:04
2017-18	14	0	4	-23	212	12.7	1,287	50.8	92	64	17:58
2018-19	11	2	5	-12	236	12.7	1,673	49.7	134	66	20:34
2019-20	15	3	6	9	208	19.7	1,204	49.2	51	49	21:38
2020-21	10	2	7	2	171	14.0	1,034	46.3	75	44	20:06
2021-22	15	1	3	30	219	13.2	1,388	52.3	67	47	19:38
2022-23	20	1	5	25	251	15.5	1,398	49.5	71	48	19:58
2023-24	12	2	3	15	221	11.8	1,112	49.3	49	55	19:45
<b>TOTALS</b>	<b>113</b>	<b>13</b>	<b>42</b>	<b>44</b>	<b>2,226</b>	<b>13.2</b>	<b>13,344</b>	<b>49.7</b>	<b>1,037</b>	<b>521</b>	<b>18:20</b>

## NHL FIRSTS

GAME	10/7/11 at DET
GOAL	1/30/13 vs. MTL (Budaj)
ASSIST	10/7/11 at DET

## CAREER HAT TRICKS (8)

DATE	OPPONENT	GOALTENDER
2/27/16	at CGY	Ortio
1/31/19	at NJD	Kinkaid
10/5/19	at OTT	Anderson
3/5/20^	WSH	Samsonov
3/17/21	PHI	Hart
3/25/21	at PHI	Hart
4/25/21	BUF	Tokarski
1/2/22	TBL	Vasilevskiy

^ 5 goals

## RANGERS RECORDS

Most overtime goals - 8

Most power play goals in a single postseason - 2021-22 (6, tied with Adam Graves)

Most goals in one game - 5 (3/5/20 vs. Washington); tied with Don Murdoch (10/12/76) and Mark Pavelich (2/23/83)

Most points in one period - 6 (second period on 3/17/21 vs. Philadelphia)

Most goals in one period - 3 (second period on 3/17/21 vs. Philadelphia); tied with several others

Fewest personal games to reach 40 goals in one season - 56 (2019-20)

Points on consecutive goals scored by the Rangers - 10 (recorded a point on 10 straight goals from 1/19/19 - 2/4/19)

Consecutive team games with a game-winning goal - 3 (2018-19) - tied with Rod Gilbert (1966-67)

Shootout goals in one season - 5 (2018-19); tied with 10 others

Consecutive games with a goal to begin a season - 4 (2017-18); tied with Rick Nash (2014-15)

Most shorthanded points in one game - 2 (11/30/19 at New Jersey); tied with several others

## RANGERS AWARDS

Rangers MVP (as voted by the Professional Hockey Writers Association) - 2018-19, 2022-23

Steven McDonald Extra Effort Award - 2018-19, 2019-20

John Halligan Good Guy Award (Cooperation with Media) - 2018-19

## NHL RECORDS

Most points in one period - 6 (second period on 3/17/21 vs. Philadelphia); tied with Bryan Trottier

Only player in NHL history to register 6 or more points in consecutive games played against one opponent in the same regular season (2020-21 vs. Philadelphia; 3/17/21 and 3/25/21)



## **BRETT BERARD**

**LEFT WING**

**HEIGHT: 5'9" - WEIGHT: 175 - SHOOTS: LEFT - BORN: SEP 9, 2002 - BIRTHPLACE: PROVIDENCE, RI**

### 2023-24

- In first full season with Hartford, posted 48 points (25G-23A) in 71 games. Ranked first on team in goals and third in team scoring.
- Ranked second among AHL rookies in goals and tied for fifth in points.
- Named the team's winner of the IOA/American Specialty AHL Man of the Year award for his outstanding contributions to the Hartford community during the season.

### CAREER

- In three seasons at Providence, appeared in 91 career games and scored 72 points (33G-39A).
- Set career-highs in goals (18), assists (20), and points (38) in 36 games during the 2021-22 season with the Friars.
- Was named to the Hockey East Conference's Third All-Star Team following that 2021-22 campaign, and was named a Semifinalist for the Walter Brown Award, given annually to the best American-born D-1 college hockey player in New England.
- Helped Team USA win the Gold Medal at the 2021 IIHF World Junior Hockey Championship and represented Team USA at the 2022 IIHF World Junior Championship.

**ANTON  
BLIDH**  
**LEFT WING**



*HEIGHT: 6'1" - WEIGHT: 196 - SHOOTS: LEFT - BORN: MAR 14, 1994 - BIRTHPLACE: MOLNLYCKE, SWE*

2023-24

- Played one game for the Rangers last season (Jan. 13 at WSH).
- With Hartford, posted seven goals and 10 assists for 17 points in 64 games.

CAREER

- Has skated in 85 career NHL games split between the Rangers, Colorado Avalanche and Boston Bruins, notching four goals and eight assists for 12 points.
- Has registered 128 points (66G-62A) in 395 career AHL games between the Wolf Pack, Eagles and Providence Bruins. He has also added 14 points (8G-6A) in 44 playoff games.
- He was selected in the sixth round, 180th overall, of the 2013 NHL Entry Draft by the Bruins.
- Spent two seasons playing in his native Sweden for Frolunda HC and Karlskrona HK.



**TALYN  
BOYKO**  
**GOALTENDER**

**HEIGHT: 6'7" - WEIGHT: 212 - CATCHES: LEFT - BORN: OCT 16, 2002 - BIRTHPLACE: DRUMHELLER, AB**

2023-24

- Played in his first professional season, with the Cincinnati Cyclones of the ECHL, earning 13 wins.

CAREER

- Played in five seasons at the WHL level, split between the Tri-City Americans and Kelowna Rockets.
- Had his best stretch at end of 2021-22 when he had a 28-12-4 record, 2.79 GAA and .913 SV% with Kelowna.
- Won the Canadian Sport School Hockey League (CSSHL) U15 Championship in 2016-17 with Pursuit of Excellence Prep; posted a 13-2-0 record, along with a 2.90 GAA and a 2 SO in 18 appearances during the season.



**JAROSLAV  
CHMELAR**  
**RIGHT WING**



**HEIGHT: 6'4" - WEIGHT: 198 - SHOOTS: RIGHT - BORN: JUL 20, 2003 - BIRTHPLACE: NOVE MESTO NAD METUJÍ, CZE**

2023-24

- Played in seven games for Hartford, scoring two goals.
- Notched five goals and 10 assists for 15 points in 26 games with Providence College.
- Was one of six players on the team to have double-digit assists.

CAREER

- Played two seasons at Providence, accumulating 12 goals and 16 assists for 28 points in 59 games. In his freshman campaign, he totaled seven goals and six assists for 13 points in 33 games.
- Prior to playing at Providence, posted nine goals and nine assists in 39 games with Jokerit U20 (Finland) in 2021-22 and appeared in 15 games with the Jokerit U18 squad in 2020-21.
- Internationally, represented Czechia in the 2022 and 2023 World Junior Championships, winning a silver medal in 2023. Suited up for Czechia at the 2021 U18 World Championships.



## LOUIS DOMINGUE

### GOALTENDER

*HEIGHT: 6'3" - WEIGHT: 207 - CATCHES: RIGHT - BORN: MAR 6 1992 - BIRTHPLACE: ST-HYACINTHE, QC*

#### 2023-24

- Appeared in 28 games for the Hartford Wolf Pack of the American Hockey League (AHL) last season, notching a 16-8-4 record, 2.66 goals-against average and .909 save percentage.
- Made one start for the Blueshirts, stopping 25-of-26 shots in a win against Minnesota on November 9.

#### CAREER

- Has amassed 143 career NHL games, split between the Rangers, Penguins, Flames, Canucks, Devils, Lightning, and Coyotes, compiling a 60-60-10 record, 3.02 goals against average and .905 save percentage.
- In 198 career games in the AHL between Hartford, Wikes-Barre/Scranton, Stockton, Syracuse, Binghamton, Springfield, and Portland, Domingue has a 94- 69-25 mark, 2.73 goals-against average and .908 save percentage, along with 10 shutouts.
- He had a career-best season in 2018-19 with the Tampa Bay Lightning, going 21-5-0 with a 2.88 goals-against average and .908 save percentage.
- Was originally selected by the Coyotes in the fifth round, 138th overall, of the 2010 NHL Entry Draft.

**CASEY  
FITZGERALD**  
**DEFENSEMAN**



*HEIGHT: 6'0" - WEIGHT: 187 - SHOOTS: RIGHT - BORN: FEB 25, 1997 - BIRTHPLACE: NORTH READING, MA*

2023-24

- Played in 69 games for the Charlotte Checkers of the American Hockey League (AHL) in 2023-24, notching four goals and 17 assists for 21 points.
- Among Charlotte defensemen, he ranked tied for third in points and assists.

CAREER

- Has played 148 career AHL games, across five seasons between the Rochester Americans and Checkers, notching 55 points (13G-42A).
- Skated in 63 NHL games between Florida and Buffalo, collecting nine assists.
- Prior to turning pro, he spent four seasons at Boston College and helped the Eagles to two Hockey East regular season titles and earned spots on the All-Rookie Team, Second All-Star Team and was named the conference's Best Defensive Defenseman in 2017-18.
- Originally selected by the Sabres in the third round, 86th overall, of the 2016 NHL Draft.



# DYLAN GARAND

## GOALTENDER

HEIGHT: 6'1" - WEIGHT: 177 - CATCHES: LEFT - BORN: JUN 7, 2002 - BIRTHPLACE: VICTORIA, BC

### 2023-24

- Appeared in 39 games for Hartford, posting 16 wins and two shutouts.

### CAREER

- In parts of three seasons with Hartford, has compiled 29 wins in 73 games and a 3.03 GAA.
- CHL's Goaltender of the Year and WHL's Goaltender of the Year for 2021-22.
- Among the WHL leaders in all major goaltending categories in 2021-22, including goals-against average (2.16, second), save percentage (.925, second), wins (34, T-1st), and shutouts ( four, T-4th).
- In 136 career WHL regular season appearances, accrued a record of 90-31-5-2 with a 2.33 GAA, .919 SV%, and 12 shutouts.
- Led Canada to a gold medal at the 2022 World Junior Championship.



**BO**  
**GROULX**  
**CENTER**

*HEIGHT: 6'2" - WEIGHT: 202 - SHOOTS: LEFT - BORN: FEB 6, 2000 - BIRTHPLACE: ROUEN, FRA*

2023-24

- Skated in 45 games for the Anaheim Ducks this past season, notching two assists.

CAREER

- In 65 career NHL games, all with the Ducks, he has posted one goal and four assists for five points.
- Has compiled 39 goals and 51 assists for 90 points in 145 career AHL games, all with the San Diego Gulls.
- He posted career highs in goals (18), assists (21), and points (39) in the 2022-23 campaign with San Diego.
- Was originally selected by the Ducks in the second round, 54th overall, of the 2018 NHL Draft.



**RYDER  
KORCZAK**  
**CENTER**

*HEIGHT: 5'11" - WEIGHT: 177 - SHOOTS: LEFT - BORN: SEP 23, 2002 - BIRTHPLACE: YORKTON, SK*

2023-24


- Skated in 67 games for the Hartford Wolf Pack, tallying nine goals and 11 assists for 20 points.

CAREER

- Made his professional debut with Hartford in 2022-23, playing in five contests.
- Played six seasons in the WHL between Calgary and Moose Jaw, recording 82 goals and 164 assists for 246 points in 248 games.
- Prior to going to the WHL, skated in parts of two seasons for the Yorkton Maulers U18 AAA team in the Saskatchewan Male AAA Hockey League (SMAAAHL).



**CONNOR  
MACKEY**  
**DEFENSEMAN**



*HEIGHT: 6'3" - WEIGHT: 205 - SHOOTS: LEFT - BORN: SEP 12, 1996 - BIRTHPLACE: TOWER LAKES, IL*

2023-24

- Recorded two goals and nine assists for 11 points in 44 games with the Hartford Wolf Pack and a team-high plus-12 rating.

- Played one game for the Rangers (Jan. 27 at Ottawa), where he was a plus-1 in 16:27 of ice time.

CAREER

- In three AHL seasons between the Wolf Pack and Stockton Heat, has compiled 63 points (10G-53A) and a plus-24 rating in 124 games.

- In 2021-22 with Stockton, he led team defensemen with 36 points (5G-31A) in 53 games. He was named an AHL All-Star in 2021.

- Has played in 40 career NHL games over four seasons split between the Rangers, Calgary Flames and Arizona Coyotes, notching 11 points (4G-7A).

- Prior to turning pro, played three seasons at Minnesota State University, earning All-WCHA First Team honors in his final year.

- Has represented the United States at the 2023 and 2021 World Championships.



## VICTOR MANCINI

### DEFENSEMAN

*HEIGHT: 6'3" - WEIGHT: 229 - SHOOTS: RIGHT - BORN: MAY 26, 2002 - BIRTHPLACE: HANCOCK, MI*

#### 2023-24

- Played in seven games for the Hartford Wolf Pack, compiling three assists.
- Played in his junior season at the University of Nebraska-Omaha where he compiled four goals and six assists for 10 points in 40 games.
- Ranked tied for fourth on the Mavericks with a plus-7 rating and fifth in shots (78).

#### CAREER

- In his three collegiate seasons, collected four goals and 19 assists for 23 points in 110 games.
- In 2022-23, he appeared in 32 games for the Mavericks where he logged a career high eight assists and led all Mavericks with 41 blocked shots. That season he was named NCHC Academic All-Conference and a Distinguished Scholar.
- Split his 2020-21 season with the Green Bay Gamblers (USHL), Hanhals IF (HockeyEttan), and Frolunda's J20 team.

**BRYCE**  
**MCCONNELL-BARKER**  
**CENTER**



*HEIGHT: 6'2" - WEIGHT: 191 - SHOOTS: LEFT - BORN: JUNE 4, 2004 - BIRTHPLACE: LONDON, ON*

2023-24

- Played in four playoff games with Hartford.
- Appeared in 52 games with the Soo Greyhounds of the OHL, scoring 51 points (22G-29A).
- Finished third on the club in points, tied for third in goals, and fifth in assists.

CAREER

- Appeared in 188 career OHL games with Greyhounds over four seasons, recording 177 points (75G-102A).
- Was captain of Soo in 2022-23.
- Played for the London Junior Knights from 2018-19 - 2019-20 before going to play in the OHL.



## RILEY NASH

CENTER

HEIGHT: 6'1" - WEIGHT: 187 - SHOOTS: RIGHT - BORN: MAY 9, 1989 - BIRTHPLACE: CONSORT, ALBERTA

### 2023-24

- Played one game for the Blueshirts, on Dec. 9 against Washington
- Notched 27 points (11G-16A) in 41 games with the Hartford Wolf Pack

### CAREER

- Has recorded 176 points (63G-113A) in 628 games at the NHL level between the Rangers, Arizona Coyotes, Tampa Bay Lightning, Winnipeg Jets, Columbus Blue Jackets, Boston Bruins and Carolina Hurricanes.
- In 2017-18 with the Bruins, he posted career-highs in goals (15), assists (26) and points (41).
- Has accumulated 42 career playoff games as well, notching two goals and six assists for eight points over six playoff campaigns.
- Selected by the Edmonton Oilers in the first round (No. 21) of the 2007 NHL Draft, Nash played alongside his brother, Brenden, at Cornell University and was named ECAC Rookie of the Year with 12 goals and 20 assists in 2008.
- Finished his Cornell career with 102 points (37G-65A) and 101 penalty minutes in 102 career games with the Big Red. Was +23 for his collegiate career
- Was on the ECAC First All-Star Team in 2009

**HUGO  
OLLAS**  
**GOALTENDER**



*HEIGHT: 6'7" - WEIGHT: 251 - CATCHES: LEFT - BORN: APR 24, 2002 - BIRTHPLACE: LINKÖPING, SWE*

2023-24

- Played in one game for Hartford, earning a win.
- Appeared in 21 games for Merrimack College Warriors, earning a 2.84 goals-against average and .908 save percentage.

CAREER

- Played three seasons and 64 games for the Warriors, compiling a 27-27 record, 2.48 goals-against average, .914 save percentage and six shutouts.
- During the 2022-23 campaign, he had a 10-9 record, .915 save percentage and collected five shutouts. Was named to the Hockey East Third All-Star Team following the season.
- Prior to attending Merrimack, appeared in 11 games in 2020-21 combined with Linköping HC J20 of J20 Nationell and Linköping HC of the Swedish Hockey League. He also competed for the Swedish U17 team in international play.



**BRENNAN  
OTHMANN**  
**LEFT WING**

*HEIGHT: 6'0" - WEIGHT: 192 - SHOOTS: LEFT - BORN: JAN 5, 2003 - BIRTHPLACE: PICKERING, ON*

2023-24

- Skated in three games for the Blueshirts, tallying six shots.
- Made NHL debut on Jan. 4 vs. CHI, recorded team-high five shots.
- Recorded 49 points (21G-28A) in 67 games with the Hartford Wolf Pack, ranking fourth among AHL rookies in points.
- Ranked second on Hartford in points, fifth in assists, and second in goals.

CAREER

- In three seasons at the OHL level, split between Flint and Peterborough, has posted 96 goals and 101 assists for 197 points in 177 games.
- Was a part of the OHL-winning Peterborough Petes in 2022-23, tallying 25 points (8G-17A) in 23 playoff games with the team.
- Has won two gold medals at the U20 World Championship (2022, 2023) with Team Canada.



**MATTHEW  
ROBERTSON**  
**DEFENSEMAN**



*HEIGHT: 6'4" - WEIGHT: 211 - SHOOTS: LEFT - BORN: MAR 9, 2001 - BIRTHPLACE: EDMONTON, AB*

2023-24

- Skated in 68 games for the Hartford Wolf Pack, recording four goals and 17 assists for 21 points.
- Among Wolf Pack blueliners, he ranked second in games played, third in assists and points, tied for third in goals, and first in shots on goal (131).

CAREER

- Has played three seasons with Hartford, compiling 55 points (10G-45A) in 190 games. He's added one assist in 10 career Calder Cup Playoff games.
- Established AHL career highs in goals (5), assists (18) and points (23) during the 2022-23 regular season.
- Played in parts of five seasons for the Edmonton Oil Kings of the WHL, compiling 31 goals and 96 assists for 127 points in 208 games.
- In 2018-19, was named to the CHL Top Prospects Game.



**DYLAN  
ROOBROECK**  
**CENTER**

*HEIGHT: 6'7" - WEIGHT: 209 - SHOOTS: LEFT - BORN: JUL 27, 2004 - BIRTHPLACE: LONDON, ON*


2023-24

- Skated in one playoff game for Hartford.
- Collected 26 goals and 46 assists for 72 points in 68 regular season games for the Oshawa Generals of the OHL. On the Generals, he ranked second in points and third in assists.
- During the OHL playoffs, had a team-high 11 goals, along with 15 assists for 26 points in 21 games.

CAREER

- Played three seasons in the OHL, split between the Generals and Niagara IceDogs, accumulating 146 points (46G-97A) in 200 regular season games.
- In 2022-23, tied for the Oshawa team lead with 38 assists.

**BRANDON  
SCANLIN**  
**DEFENSEMAN**



*HEIGHT: 6'4" - WEIGHT: 222 - SHOOTS: LEFT - BORN: JUN 2, 1999 - BIRTHPLACE: HAMILTON, ON*

2023-24

- Made NHL debut on March 26 against the Flyers, skating 10:46.
- Registered eight goals and eight assists for 16 points in 64 games with the Hartford Wolf Pack. Led team defensemen in goals and ranked fourth in points.

CAREER

- Over the course of three seasons with the Wolf Pack, has tabbed 12 goals and 20 assists for 32 points and a plus-24 rating in 140 games.
- Has played in 19 playoff games for the team, notching one assist.
- Compiled a successful collegiate career at the University of Nebraska-Omaha, where he accumulated 11 goals and 51 assists for 62 points in 98 games stretched over three seasons.
- In his final season, he registered six goals and 25 assists for 31 points in 38 games, ranking tied for second among NCAA defensemen in assists and tied for sixth in points.
- In 2020-21, Scanlin was named to the Honorable Mention All-NCHC Team and in 2019-20, he was named to the NCHC All-Rookie Team.
- Played two seasons for the Brooks Bandits of the Alberta Junior Hockey League (AJHL), where he registered 84 points (24G-60A) in 98 games.
- In 2018-19, he helped guide the Bandits to a AJHL championship and later, a victory in the Canadian Junior A National Championship game.



**ADAM  
SYKORA**  
**LEFT WING**

*HEIGHT: 5'11" - WEIGHT: 193 - SHOOTS: LEFT - BORN: SEP 7, 2004 - BIRTHPLACE: PIESTANY, SLOVAKIA*

2023-24

- Played in 66 games with Hartford, notching eight goals and 15 assists for 23 points.
- In 10 playoff games, tabbed three assists.

CAREER

- Began his North American pro career in 2022-23 with the Wolf Pack, playing two regular season games and four postseason games.
- Over the course of three seasons with HK Nitra, appeared in 99 career games and notched 40 points (18G-22A).
- Represented his native Slovakia at the IIHF U18 World Junior Championship, IIHF U20 World Junior Championship, and IIHF Men's World Championship. Was named a "Top Three Player" for Team Slovakia at the 2023 World Junior Championship.

**KALLE  
VAISANEN**  
**LEFT WING**



*HEIGHT: 6'3" - WEIGHT: 204 - SHOOTS: RIGHT - BORN: JAN 28, 2003 - BIRTHPLACE: KOTKA, FIN*

2023-24

- Played in three regular season games for Hartford and one in the postseason.
- Finished european season with TPS of Finland's Liiga with nine goals and five assists for 14 points in 58 regular season games. He also added four points (1G-3A) in nine playoff games.

CAREER

- Over the course of three years with TPS, posted 14 goals and 10 assists for 24 points in 137 contests.
- Prior to playing for the TPS' top club, played parts of three seasons with the U-20 team, recording 50 points (17G-33A) in 45 games, and three seasons with the U-18 program, notching 41 points (19G-22A) in 46 games.
- Internationally, has represented Finland at multiple World Junior Championships. In 2023, he was named Top 3 Player on the team and in 2022 he helped guide Finland to a silver medal.



PERBEAULT

34

NCAA

202

FRON

WARRIOR

WARRIOR







**FUTURE BLUE**



## DREW FORTESCUE

DEFENSEMAN

HEIGHT: 6'1" - WEIGHT: 176 - SHOOTS: LEFT  
BORN: APR. 28, 2005 - BIRTHPLACE: NEW YORK, NY

### 2023-24

- In first season with Boston College, skated in 40 games, posting a plus-13 rating and 31 blocked shots
- Finished with four goals and four assists for eight points

### CAREER

- Won the gold medal at the 2023 IIHF Under-18 Men's World Championship
- In 2022-23, skated in 62 games last season for the U.S. National Under-18 Team, posting a goal and 25 assists for 26 points with a plus-34 rating



## ZAKARY KARPA

CENTER

HEIGHT: 6'2" - WEIGHT: 185 - SHOOTS: LEFT  
BORN: MAR 25, 2002 - BIRTHPLACE: GREENWICH, CT

### 2023-24

- Recorded eight points (4G-4A) in 31 games in junior season at Harvard
- Notched 17 blocked shots

### CAREER

- In three years with Harvard, has compiled 15 goals and 13 assists for 28 points in 86 games.
- Played for the Des Moines Buccaneers of the USHL at the end of the 2020-21 season after starting the year with the Omaha Lancers
- Finished the 2020-21 season with 28 points (9G-19A) in 48 games played
- Played two seasons with the U.S. National Team Development Program (2018-20)



## TY HENRICKS

---

LEFT WING

HEIGHT: 6'5" - WEIGHT: 205 - SHOOTS: LEFT  
BORN: JUN 28, 2005 - BIRTHPLACE: MISSION VIEJO, CA

### 2023-24

- In 60 games with the Muskegon in the USHL, recording 32 points (17G-15A).

### CAREER

- Split his 2022-23 season between Fargo and Muskegon of the USHL, tallying 19 points (9G-10A) in 47 games.



## HANK KEMPF

---

DEFENSEMAN

HEIGHT: 6'2" - WEIGHT: 190 - SHOOTS: LEFT  
BORN: APR 15, 2002 - BIRTHPLACE: WILMETTE, ILLINOIS

### 2023-24

- Played in all 35 games for Cornell, recording eight points (1G-7A) and a plus-14 rating

### CAREER

- Through three years at Cornell, has notched 18 points (2G-16A) in 98 games.
- In 2021-22, named to ECAC Hockey All-Rookie Team after posting a plus-10 rating in league games.



## NOAH LABA

---

CENTER

HEIGHT: 6'2" - WEIGHT: 191 - SHOOTS: RIGHT  
BORN: AUG 4, 2003 - BIRTHPLACE: NORTHVILLE, MI

### 2023-24

- Appeared in 36 games with the Colorado College Tigers, was Second-Team All-American
- NCHC Defensive Player of the Year and winner of Three Stars Award
- Led team with career-highs of 20 goals and 37 points and tied for team lead with 17 assists.

### CAREER

- Has notched 31 goals and 28 assists for 59 points in 71 games for the Tigers in two seasons.
- Played two USHL seasons with the Lincoln Stars.
- Made one appearance in the World Junior Championships with the United States two years ago.



## RASMUS LARSSON

---

DEFENSEMAN

HEIGHT: 6'3" - WEIGHT: 200 - SHOOTS: LEFT  
BORN: FEB 9, 2004 - BIRTHPLACE: STOCKHOLM, SWE

### 2023-24

- Played first season for the Green Bay Gamblers in the USHL, recording 17 points (4G-13A) in 59 regular season games and skated in six playoff games.

### CAREER

- Was in Sweden's Vasteras program from 2020-21 to 2022-23



## BRODY LAMB

RIGHT WING

HEIGHT: 6'1" - WEIGHT: 165 - SHOOTS: RIGHT  
BORN: AUG 30, 2003 - BIRTHPLACE: ROCHESTER, MN

### 2023-24

• In sophomore season at the University of Minnesota, skated in all 39 games for the Gophers and set career highs in goals (12), assists (15) and points (27).

### CAREER

• Before playing at the collegiate level, spent the 2021-22 season playing for the Green Bay Gamblers in the USHL after playing the final 10 games of 2020-21

• Played two years of prep hockey for the Dodge County Wildcats and finished his career with 98 goals and 55 assists.



## GABE PERREAULT

RIGHT WING

HEIGHT: 5'11" - WEIGHT: 165 - SHOOTS: LEFT  
BORN: MAY 7, 2005 - BIRTHPLACE: SHERBROOKE, QUE

### 2023-24

• Skated in 36 games, posting a plus-24 rating along with 19 goals and 41 assists in first season with Boston College.

- Named a CCM/AHCA Second Team All-American
- Named a Hockey East Second Team All-Star and a New England All-Star
- Finished second in Division I in assists (41) and tied for fourth in points (60)

### CAREER

• Produced 45 points (19G-26A) in 23 games with the (USNTDP) in 2022-23 and 132 points (53G-79A) through 63 games with the Under-18 U.S. National Team.

- Holds the single-season points record at USA Hockey's National Team Development Program
- Won the gold medal at the 2023 IIHF Under-18 Men's World Championship





(EJ) EMERY

NEW YORK  
RANGERS

24

R  
S



W  
RANGERS





**2024  
ENTRY DRAFT  
SELECTIONS**



## EJ EMERY

SELECTED FIRST ROUND, 30<sup>TH</sup> OVERALL

DEFENSEMAN

HEIGHT: 6'3" - WEIGHT: 185 - SHOOTS: RIGHT  
BORN: MARCH 30, 2006 - BIRTHPLACE: SURREY, BC

### 2023-24

- Produced 16 points (16A) in 61 games with the Under-18 U.S. National Team. He also added six assists through 27 games with the USNTDP (USHL).
- Participated in the 2024 All-American Prospects Game

### CAREER

- Skated one season with Yale Hockey Academy (2021-22) after two seasons with Burnaby Winter Club (2019-21)
- Played two seasons with USA Hockey's National Team Development Program (2022-24)



## NATHAN ASPINALL

SELECTED FIFTH ROUND, 159<sup>TH</sup> OVERALL

LEFT WING

HEIGHT: 6'6" - WEIGHT: 185 - SHOOTS: LEFT  
BORN: MAR 30, 2006 - BIRTHPLACE: MARKHAM, ON

### 2023-24

- Rangers fifth-round selection in the 2024 NHL Draft
- The 6'6" winger tallied 18 goals and 16 assists in 65 games last season, his second as a Flint Firebird (OHL).

### CAREER

- In two seasons with Flint, has combined for 38 points (19G-19A) in 94 regular season games. Has also played in five postseason games.
- Prior to playing in the OHL, played one season for the Markham Waxers U16 team in the ETAHL.



## RAOUL BOILARD

SELECTED FOURTH ROUND, 119<sup>TH</sup> OVERALL

CENTER

HEIGHT: 6'1" - WEIGHT: 188 - SHOOTS: LEFT  
BORN: JAN 7, 2006 - BIRTHPLACE: SHERBROOKE, QUE

### 2023-24

- Recorded 22 goals and 40 assists for 62 points in 68 games for the Baie-Comeau Drakkar of the QMJHL.

- Finished third on the team in points, second in assists, and fifth in goals.

### CAREER

- Spent two seasons in the BCHL with the Salmon Arm Silverbacks and Alberni Valley Bulldogs.



## RICO GREDIG

SELECTED SIXTH ROUND, 191<sup>ST</sup> OVERALL

LEFT WING

HEIGHT: 6'1" - WEIGHT: 180 - SHOOTS: LEFT  
BORN: FEB 1, 2005 - BIRTHPLACE: CHUR, SUI

### 2023-24

- Split the year with the Davos and Davos U20 in Switzerland, recording four points (2G-2A) in 28 games with the big club

- Played in the WJC with Swiss, recording one assist in five games

### CAREER

- Has played in the Davos program since 2018-19 and before that was with Chur.





**2024-25  
ROSTER**

## 2024-25 NEW YORK RANGERS ROSTER

FORWARDS	HEIGHT	WEIGHT	SHOOTS	BIRTHPLACE
Belzile, Alex	6-0	198	Right	St-Eloi, Quebec
Berard, Brett	6-9	175	Left	Providence, Rhode Island
Blidh, Anton	6-1	196	Left	Molnlycke, Sweden
Brodzinski, Jonny	6-0	211	Right	Ham Lake, Minnesota
Carrick, Sam	6-0	202	Right	Markham, Ontario
Chmelar, Jaroslav	6-5	226	Right	Nove Mesto nad Metuji, Czech Republic
Chytil, Filip	6-2	210	Left	Kromeriz, Czech Republic
Cuyllé, Will	6-3	212	Left	Toronto, Ontario
Edstrom, Adam	6-6	241	Left	Karlstad, Sweden
Groulx, Bo	6-2	202	Left	Rouen, France
Kakko, Kaapo	6-2	215	Left	Turku, Finland
Korczak, Ryder	5-11	177	Right	Yorkton, Saskatoon
Kreider, Chris	6-3	230	Left	Boxford, Massachusetts
Lafrenière, Alexis	6-2	196	Left	Saint-Eustache, Quebec
Leschyshyn, Jake	5-11	196	Left	Raleigh, North Carolina
McConnell-Barker, Bryce	6-2	191	Left	London, Ontario
Nash, Riley	6-1	187	Right	Consort, Alberta
Othmann, Brennan	6-0	192	Left	Scarborough, Ontario
Panarin, Artemi	6-0	177	Right	Korkino, Russia
Rempe, Matt	6-9	255	Right	Calgary, Alberta
Roobroock, Dylan	6-7	209	Left	London, Ontario
Smith, Reilly	6-1	185	Left	Mimico, Ontario
Sykora, Adam	5-11	193	Left	Piestany, Slovakia
Trocheck, Vincent	5-11	188	Right	Pittsburgh, Pennsylvania
Vaisanen, Kalle	6-3	204	Right	Kotka, Finland
Vesey, Jimmy	6-2	203	Left	Boston, Massachusetts
Zibanejad, Mika	6-2	203	Right	Stockholm, Sweden
DEFENSEMEN	HEIGHT	WEIGHT	SHOOTS	BIRTHPLACE
Fitzgerald, Casey	6-0	187	Right	North Reading, Massachusetts
Fox, Adam	5-11	180	Right	Jericho, New York
Harpur, Ben	6-6	235	Left	Hamilton, Ontario
Jones, Zac	5-11	190	Left	Richmond, Virginia
Lindgren, Ryan	6-0	194	Left	Burnsville, Minnesota
Mackey, Connor	6-3	205	Left	Tower Lakes, Illinois
Mancini, Victor	6-3	229	Right	Hancock, Michigan
Miller, K'Andre	6-5	210	Left	St. Paul, Minnesota
Robertson, Matthew	6-4	211	Left	Edmonton, Alberta
Ruhwedel, Chad	5-11	189	Right	San Diego, California
Scanlin, Brandon	6-4	222	Left	Hamilton, Ontario
Schneider, Braden	6-3	213	Right	Prince Albert, Saskatchewan
Trouba, Jacob	6-3	212	Right	Rochester, Michigan
GOALTENDERS	HEIGHT	WEIGHT	CATCHES	BIRTHPLACE
Boyko, Talyn	6-7	206	Left	Drumheller, Alberta
Domingue, Louis	6-3	207	Right	St-Hyacinthe, Quebec
Garand, Dylan	6-1	177	Left	Victoria, British Columbia
Ollas, Hugo	6-7	251	Left	Linköping, Sweden
Quick, Jonathan	6-1	220	Left	Milford, Connecticut
Shesterkin, Igor	6-1	195	Left	Moscow, Russia

## 2024-25 NEW YORK RANGERS ROSTER

BIRTHDATE	2023-24 TEAM	GP	G	A	PTS	PIM
8/31/91	Hartford (AHL)	61	19	31	50	70
9/9/02	Hartford (AHL)	71	25	23	48	62
3/14/95	Rangers (NHL)	1	0	0	0	2
	Hartford (AHL)	64	7	10	17	77
6/19/93	Rangers (NHL)	57	6	13	19	8
	Hartford (AHL)	16	11	14	25	4
2/4/92	Oilers (NHL)	16	2	3	5	12
	Ducks (NHL)	61	8	3	11	90
7/20/03	Providence (NCAA)	26	5	10	15	29
	Hartford (AHL)	7	2	0	2	2
9/5/99	Rangers (NHL)	10	0	6	6	4
2/5/02	Rangers (NHL)	81	13	8	21	56
10/12/00	Rangers (NHL)	11	2	0	2	2
	Hartford (AHL)	40	11	5	16	16
2/6/00	Ducks (NHL)	45	0	2	2	22
2/13/01	Rangers (NHL)	61	13	6	19	24
9/23/02	Hartford (AHL)	67	9	11	20	28
4/30/91	Rangers (NHL)	82	39	36	75	26
10/11/01	Rangers (NHL)	82	28	29	57	40
3/10/99	Rangers (NHL)	1	0	0	0	0
	Hartford (AHL)	47	8	11	19	36
6/4/04	Soo (OHL)	52	22	29	51	22
5/9/89	Rangers (NHL)	1	0	0	0	0
	Hartford (AHL)	41	11	16	27	38
1/5/03	Rangers (NHL)	3	0	0	0	0
	Hartford (AHL)	67	21	28	49	64
10/30/91	Rangers (NHL)	82	49	71	120	24
6/29/02	Rangers (NHL)	17	1	1	2	71
	Hartford (AHL)	43	8	4	12	96
7/27/04	Oshawa (OHL)	68	26	46	72	101
4/1/91	Penguins (NHL)	76	13	27	40	18
9/7/04	Hartford (AHL)	66	8	15	23	4
7/11/93	Rangers (NHL)	82	25	52	77	55
	Hartford (AHL)	3	0	0	0	2
	TPS (Liiga)	58	9	5	14	16
5/26/93	Rangers (NHL)	80	13	13	26	20
4/18/93	Rangers (NHL)	81	26	46	72	30
BIRTHDATE	2023-24 TEAM	GP	G	A	PTS	PIM
2/25/97	Charlotte (AHL)	69	4	17	21	65
2/17/98	Rangers (NHL)	72	17	56	73	36
1/12/95	Hartford (AHL)	7	1	2	3	2
10/18/00	Rangers (NHL)	31	2	7	9	8
2/11/98	Rangers (NHL)	76	3	14	17	36
9/12/96	Rangers (NHL)	1	0	0	0	5
	Hartford (AHL)	44	2	9	11	82
5/26/02	Hartford (AHL)	7	0	3	3	4
	Nebraska-Omaha (NCAA)	40	4	6	10	8
1/21/00	Rangers (NHL)	80	8	22	30	49
3/9/01	Hartford (AHL)	68	4	17	21	49
5/7/90	Rangers (NHL)	5	0	0	0	0
	Penguins (NHL)	47	1	3	4	4
6/2/99	Rangers (NHL)	1	0	0	0	0
	Hartford (AHL)	64	8	8	16	39
9/20/01	Rangers (NHL)	82	5	14	19	16
2/26/94	Rangers (NHL)	69	3	19	22	73
BIRTHDATE	2023-24 TEAM	GP	W	L	OT	GAA
10/16/02	Cincinnati (ECHL)	26	13	9	1	3.42
3/6/92	Rangers (NHL)	1	1	0	0	1.00
	Hartford (AHL)	28	16	8	4	2.66
6/7/02	Hartford (AHL)	39	16	17	5	3.03
	Hartford (AHL)	1	1	0	0	4.00
	Merrimack (NCAA)	21	7	12	0	2.84
1/21/86	Rangers (NHL)	27	18	6	2	2.62
12/30/95	Rangers (NHL)	55	36	17	2	2.58



## HOW THE RANGERS WERE BUILT

Alex Belzile	Signed as a free agent on July 1, 2023.
Brett Berard	Rangers fifth round choice, 134th overall, in the 2020 NHL Entry Draft
Anton Blidh	From Colorado for Gustav Rydahl on March 3, 2023.
Talyn Boyko	Rangers fourth round choice, 112th overall, in the 2021 NHL Entry Draft
Jonny Brodzinski	Signed as a free agent on October 9, 2020.
Sam Carrick	Signed as a free agent on July 1, 2024.
Jaroslav Chmelar	Rangers fifth round choice, 144th overall, in the 2021 NHL Entry Draft
Filip Chytil	Rangers first round choice, 21st overall, in the 2017 NHL Entry Draft.
Will Cuyille	Rangers second round choice, 60th overall, in the 2020 NHL Entry Draft.
Louis Domingue	Signed as a free agent on July 13, 2022.
Adam Edstrom	Rangers sixth round choice, 161st overall, in the 2019 NHL Entry Draft
Casey Fitzgerald	Signed as a free agent on July 2, 2024.
Adam Fox	From the Carolina Hurricanes in exchange for a second-round pick in the 2019 NHL Entry Draft and a conditional third-round pick in the 2020 NHL Entry Draft on April 30, 2019.
Dylan Garand	Rangers fourth round choice, 103rd overall, in the 2020 NHL Entry Draft
Bo Groulx	Signed as a free agent on July 2, 2024.
Ben Harpur	Signed as a free agent on October 27, 2022
Zac Jones	Rangers third round choice, 68th overall, in the 2019 NHL Entry Draft.
Kaapo Kakko	Rangers first round choice, second overall, in the 2019 NHL Entry Draft.
Ryder Korczak	Rangers third round choice, 75th overall, in the 2021 NHL Entry Draft
Chris Kreider	Rangers first round choice, 19th overall, in the 2009 NHL Entry Draft.
Alexis Lafrenière	Rangers first round choice, first overall, in the 2020 NHL Entry Draft.
Ryan Lindgren	From the Boston Bruins with Ryan Spooner, Matt Beleskey, a first-round pick in the 2018 NHL Entry Draft, and a seventh-round pick in the 2019 NHL Entry Draft in exchange for Rick Nash on February 25, 2018.
Jake Leschyshyn	Claimed off waivers from Vegas on January 11, 2023
Connor Mackey	Signed as a free agent on July 1, 2023.
Victor Mancini	Rangers fifth round choice, 159th overall, in the 2022 NHL Entry Draft
Bryce McConnell-Barker	Rangers third round choice, 97th overall, in the 2022 NHL Entry Draft.
K'Andre Miller	Rangers first round choice, 22nd overall, in the 2018 NHL Entry Draft.
Riley Nash	Signed as a free agent on July 1, 2023.
Hugo Ollas	Rangers seventh round choice, 197th overall, in the 2020 NHL Entry Draft
Brennan Othmann	Rangers first round choice, 16th overall, in the 2021 NHL Entry Draft.
Artemi Panarin	Signed as a free agent on July 1, 2019.
Jonathan Quick	Signed as a free agent on July 1, 2023.
Matt Rempe	Rangers sixth round choice, 165th overall, in the 2020 NHL Entry Draft.
Matthew Robertson	Rangers second round choice, 49th overall, in the 2019 NHL Entry Draft.
Dylan Roobroeck	Rangers sixth round choice, 178th overall, in the 2023 NHL Entry Draft
Chad Ruhwedel	From the Pittsburgh Penguins in exchange for a fourth-round pick in the 2027 NHL Draft on March 8, 2024
Brandon Scanlin	Signed as an undrafted free agent on March 19, 2022
Braden Schneider	Rangers first round choice, 19th overall, in the 2020 NHL Entry Draft.
Igor Shesterkin	Rangers fourth round choice, 118th overall, in the 2014 NHL Entry Draft.
Reilly Smith	From the Pittsburgh Penguins in exchange for a conditional fifth-round pick in the 2025 NHL Draft and a second-round pick in the 2027 NHL Draft on July 1, 2024
Adam Sykora	Rangers second round choice, 63rd overall, in the 2022 NHL Entry Draft.
Vincent Trocheck	Signed as a free agent on July 13, 2022
Jacob Trouba	From the Winnipeg Jets in exchange for Neal Pionk and a first-round pick in the 2019 NHL Entry Draft on June 17, 2019.
Kalle Vaisanen	Rangers fourth round choice, 106th overall, in the 2021 NHL Entry Draft
Jimmy Vesey	Signed as a free agent on October 9, 2022.
Mika Zibanejad	From the Ottawa Senators with a second-round pick in the 2018 NHL Entry Draft in exchange for Derick Brassard and a seventh-round pick in the 2018 NHL Entry Draft on July 18, 2016.



**HARTFORD  
WOLF PACK**



### GRANT POTULNY

Head Coach | Grant Potulny was named Head Coach of the Hartford Wolf Pack on June 27th, 2024. He is the eighth Head Coach in Hartford Wolf Pack franchise history.

Potulny came to the Wolf Pack after seven seasons as the Head Coach of Northern Michigan University (2017-18 – 2023-24). While Head Coach of the Wildcats, Potulny led the program to a 128-113-17 record over 258 games. The Wildcats won 20 games in back-to-back seasons, posting a record of 20-16-1

during the 2021-22 campaign and a record of 21-17-0 during the 2022-23 season. The Wildcats concluded the 2022-23 campaign by advancing to the CCHA Finals for the second time in three seasons.

Prior to joining the Wildcats for the 2017-18 season, Potulny spent eight seasons as an Assistant Coach at the University of Minnesota. During his time with the Golden Gophers, Potulny helped the program capture six regular-season conference titles and qualify for the NCAA Tournament on five occasions.

The native of Grand Forks, ND, also played for the Golden Gophers during a four-year NCAA career. He scored 116 points (68 g, 48 a) in 146 games, including a career-high 22 goals as a freshman during the 2000-01 season. His successful college career included helping the Golden Gophers to a pair of NCAA National Championships. Potulny was named the NCAA Tournament MVP in 2002, helping the program to a National Championship. The Golden Gophers repeated as National Champions in 2003, with Potulny earning MVP honors in the WCHA Tournament.

Following his collegiate career, Potulny played six seasons in the AHL. He appeared in 297 career games, scoring 145 points (73 g, 72 a) with the Binghamton Senators (2003-04 – 2006-07), Hershey Bears (2007-08), Springfield Falcons (2007-08), San Antonio Rampage (2008-09), and Norfolk Admirals (2008-09).

He was selected in the fifth round, 157th overall, by the Ottawa Senators in the 2000 NHL Entry Draft.

Internationally, Potulny has served as an Assistant Coach for Team USA at the IIHF World Junior Championship in 2013, 2017, 2018, and 2022. Team USA took home the Gold Medal with Potulny behind the bench in both 2013 and 2017.

### PAUL MARA

Assistant Coach | Paul Mara was named an Assistant Coach with the Wolf Pack on December 5th, 2023.

Mara initially joined the New York Rangers organization as a Player Development Assistant on August 25th, 2023, before transitioning into his role as an assistant coach with the Hartford Wolf Pack. Mara will continue to serve in his Paul Mara 1.jpgrole as Player Development Assistant.

Before joining the Rangers organization, Mara spent five seasons as the head coach of the Boston Pride of both the NWHL and PHF. During his tenure in Boston, Mara guided the Pride to the Isobel Cup Championship in both 2021 and 2022. He also led the team to a regular season championship during the 2019-20 campaign.

Mara was also behind the bench as an assistant coach with Team USA at the 2018 Winter Olympics for the U.S. Women's National Team. That team defeated Team Canada in the gold medal game to win the second-ever gold medal for the United States in women's ice hockey (1998).

Mara was selected 7th overall by the Tampa Bay Lightning in the 1997 NHL Entry Draft. He went on to enjoy a 734-game NHL career. He played for the Montréal Canadiens, Anaheim Ducks, New York Rangers, Boston Bruins, Phoenix Coyotes, and Tampa Bay Lightning.

Mara was a member of the Rangers for three seasons, appearing in 156 games with the club during 2006-07, 2007-08, and 2008-09 campaigns.





## JAMIE TARDIFF

**Assistant Coach** | Jamie Tardiff begins his third season with the Hartford Wolf Pack as the team's Assistant Coach.

Tardiff was previously an Assistant Coach with the Soo Greyhounds of the OHL, starting with the club prior to the 2018-19 campaign. During his time with the organization, the Greyhounds won 112 games and advanced to the playoffs in both the 2018-19 and 2021-22 seasons.

Prior to joining the Greyhounds, Tardiff spent the 2017-18 season as a Player/Assistant Coach with the Quad City Mallards of the ECHL, where he completed his lengthy playing career.

As a player, Tardiff played 12 professional seasons, including eight in the American Hockey League. Over the course of 487 AHL games with the Manitoba Moose, Iowa Stars, Grand Rapids Griffins, Providence Bruins, and Rochester Americans, Tardiff scored 267 career points (142 g, 125 a). He served as the captain of the Griffins during the 2009-10 and 2010-11 seasons and was named an AHL All-Star during the 2012-13 season as a member of the Bruins. Tardiff appeared in two career NHL games, both coming with the Boston Bruins during the 2012-13 campaign.

In addition to his time in the AHL, Tardiff played three seasons for Adler Mannheim in the German DEL. He helped guide the club to a Championship during the 2014-15 season, his first year overseas.



## BRENDAN BURKE

**Goaltending Coach** | Brendan Burke begins his first season with the Hartford Wolf Pack as the team's Goaltending Coach.

He joins the organization from the Jr. Coyotes in Arizona, where he was the Director of Goaltending for two seasons.

As a player, Burke embarked on a five-year journey in the Canadian Hockey League, first with the WHL's Portland Winterhawks, from 2011-2015, where he was part of a WHL championship squad in 2013, followed by brief stints with the Calgary Hitmen and the London Knights of the OHL.

While a member of the Knights, Burke captured a Memorial Cup and was the recipient of the Dave Pinkney Award, given to the top goalie tandem in the OHL. Selected 163rd overall in the 2013 NHL Entry Draft by his hometown Coyotes, Burke elected to pursue his academic and athletic goals at the University of Alberta where he won three Canada West Titles and one National Championship in 2018.



## MSG NETWORK TEAM



### SAM ROSEN

**TV PLAY-BY-PLAY** | Sam Rosen has been calling play-by-play for the New York Rangers on MSG Network since 1984 and the words he uttered on June 14, 1994 – “This one will last a lifetime!” – will be celebrated forever by the nearly two million Rangers fans that tuned in that evening to watch the Rangers clinch the Stanley Cup for the first time in 54 years.

One of the most knowledgeable and thorough play-by-play personalities in sports, Rosen has called games alongside some of hockey's greatest minds, including Hall-of-Famer Phil Esposito and current partner Joe Micheletti. Rosen has won four New York Emmy Awards for MSG Networks' Rangers coverage and has been nominated eight times for achievement in play-by-play. Rosen also called football games for the NFL on FOX for 23 seasons (1997 – 2019) and games for NHL Radio for 13 years (1996 – 2008), including 12 Stanley Cup Finals. He was inducted into the Jewish Sports Hall of Fame in 2008. Rosen was also the recipient of the 2016 Foster Hewitt Memorial Award from the Hockey Hall of Fame.



### JOE MICHELETTI

**TV ANALYST** | Joe Micheletti was named MSG Network's New York Rangers television analyst in September 2006 after spending eight years serving in the same capacity for the New York Islanders on MSG+. Micheletti also previously served as an analyst for NBC's coverage of the NHL.

Micheletti broke into broadcasting in 1985 as part of the St. Louis Blues radio team after a seven-year professional hockey career. He held the position for two years before joining the Blues in 1987 as an assistant coach. After spending three years behind the bench, Micheletti returned to broadcasting in 1991 as the color analyst for the Minnesota North Stars. He then returned to St.

Louis, this time as the television analyst for the Blues. He has been a part of the broadcast team for five Winter Olympics with CBS, TNT and NBC, 21 Stanley Cup Finals, 15 NHL All-Star games, and the World Cup of Hockey. Micheletti can also be heard doing national radio for NBC/Westwood One. Micheletti has earned numerous New York Emmy nominations for his work with MSG Networks, most recently in 2016.



### JOHN GIANNONE

**TV HOST/REPORTER** | John Giannone currently serves as studio host for Rangers games on MSG Networks, providing coverage during intermission and the network's pre- and post-game shows. Prior to this season, Giannone also worked as an in-game reporter during Rangers telecasts, where he delivered analysis and commentary from between the benches, while conducting player interviews during intermission and pre- and post-game shows. Giannone joined MSG Networks in 2002 and has worked in many roles, including play-by-play, host, anchor and reporter for a variety of games and programs on the network. Giannone has received five Emmy Awards for his role in Rangers coverage between 2008 and 2015.

Prior to joining MSG Networks, Giannone was a field reporter for CNN/ISI and spent nine years as a writer covering the Islanders, Jets, Giants, and Mets for the NY Post and the Mets, Rangers and Yankees for The Daily News.



### STEVE VALIQUETTE

**STUDIO ANALYST** | Steve Valiquette joined MSG Networks in 2014 and returns this season as a studio analyst for coverage of the New York Rangers. Valiquette won a New York Emmy Award for best sports analyst in 2019 for his work on MSG Network and received a nomination in 2021 as well.

Valiquette played in the NHL for parts of six seasons with three teams, including the New York Rangers and New York Islanders. Valiquette made his first NHL start with the Islanders on March 16, 2000 in a 4-2 win against the Atlanta Thrashers. The popular goaltender made his NHL playoff debut with the Rangers in 2009 against the Washington Capitals. After a 15-year playing career

Valiquette joined the Quinnipiac Bobcats NCAA Division I coaching staff in 2011. In 2012-2013 he worked for the New York Islanders as a goalie consultant developing goalies within the Islanders system as well as scouting. Additionally, Valiquette has a hockey analytics business (Clear Sight Analytics), which rates scoring chances in the NHL as well as year-round (Clear Sight Development), which is a coaching platform that mentors young goalies across Connecticut and Tri State area 12 months a year.



## MSG NETWORK TEAM



### MICHELLE GINGRAS

**TV HOST/REPORTER** | Michelle Gingras currently serves as in-game host and reporter for Rangers games on MSG Networks. She also works as a studio host and reporter on MSG Networks' coverage of the New York Red Bulls. Before joining MSG Networks, Gingras was a host and reporter for Yahoo Sports. She was also a college football reporter on BeIn Sports Network and a ringside reporter for the Tampa Bay Lightning and Fox Sports Florida. Gingras began her career in San Diego, where she worked as a multimedia reporter at the San Diego Union-Tribune, as well as for their cable affiliate, UT-TV, covering the San Diego Padres and San Diego State athletics. Gingras attended Loyola University in New Orleans and graduated with a Bachelor's degree in journalism.



### KENNY ALBERT

**RADIO PLAY-BY-PLAY** | Kenny Albert, a three-time finalist for a National Sports Emmy Award in the play-by-play category and the 2023 NSMA New York Sportscaster of the Year, returns for his 29th season as the radio voice of the Rangers (his 20th season in the booth with broadcast partner Dave Maloney). Albert is in his fourth season as the NHL's lead play-by-play voice on Turner Sports, and has called the Stanley Cup Final on national television in 2021 (NBC) and 2023 (TNT). His autobiography, "A Mic for All Seasons", was released in October 2023. The only play-by-play broadcaster to currently call all four major sports, Albert has called hockey at the last six Winter Olympics (including the men's and women's gold medal hockey games in 2018 and 2022), as well as Track and Field, Volleyball, Water Polo and Baseball at the 2016, 2020, 2024 Summer Olympics for NBC. Albert is call-

ing the NFL on FOX for a 31st consecutive season, and has called Major League Baseball games on various FOX networks since 1997. He has been at the mic for five NFC Divisional playoff games, five MLB Division series, the 2007 and 2009 Sugar Bowls, 2008 Orange Bowl, 2008 Pro Bowl, 2011 Cotton Bowl, and 2023 World Baseball Classic for FOX; the "world feed" of Super Bowl XLVI in February 2012; Knicks games on MSG Networks since 2008; and Premier Boxing Champions on both NBC and FOX. Albert called NHL games on NBC/NBCSN from 2012-2021; the Stanley Cup Final on NHL Radio/Westwood One seven times (1994, 1995, and 2016-2020), and the 2014 Stanley Cup Final on NBC (Game 1) and MSG Radio (Games 2-5); two NHL All-Star Games on Westwood One; and five seasons of the NHL on FOX (1995-1999). He has also called NHL games on ESPN2, OLN and Versus. From 1992-95, Albert was the television voice of the Washington Capitals following two seasons as radio voice of the American Hockey League's Baltimore Skipjacks. A 1990 graduate of New York University, Albert lives in New Jersey with wife Barbara and daughters Amanda and Sydney.



### DON LA GRECA

**RADIO PLAY-BY-PLAY** | After many seasons of hosting the official Rangers' pre- and post-game shows on ESPN New York radio, Don La Greca is now a Rangers radio broadcaster as the fill-in play-by-play announcer for Kenny Albert.

La Greca also co-hosts "The Michael Kay Show" which airs from 2:00 to 6:30 p.m. weekdays on 98.7FM ESPN New York and Sirius XM satellite radio. La Greca has been with ESPN New York radio from its start and was the first voice listeners heard when the station launched on September 3, 2001. La Greca is the creator and host of "Game Misconduct," a daily NHL podcast on ESPN's

PodCenter.



### DAVE MALONEY

**RADIO/TV ANALYST** | Former New York Rangers captain and defenseman Dave Maloney is entering his 20th season as part of MSG Network's broadcasting crew. At the age of 18, Maloney became the youngest player in Rangers history when he played his first game on December 18, 1974 and in 1978 became the youngest player to be named Rangers captain. After a decade in the NHL, Maloney took his first step into broadcasting by joining the Rangers radio crew while recovering from an injury during the 1984-85 season. He officially traded his skates for a microphone following the season and landed several broadcasting jobs in the years to follow, including with CTV in Canada, the Minnesota North Stars and Sports Channel.



**KEVIN MAROTTA**  
Senior Vice President,  
Content & Marketing  
MSG Networks



**KEVIN MEININGER**  
Senior Coordinating Producer,  
Remote Production,  
MSG Network



**LARRY ROTH**  
TV Director,  
MSG Network



**CHRIS EBERT**  
TV Producer,  
MSG Network



METLIFE STADIUM



DISCOVER

4:50

MYR 5

WARRIOR

WARRIOR





**2023-24 SEASON  
IN REVIEW**

# FINAL NHL STANDINGS

## EASTERN CONFERENCE

ATLANTIC DIVISION	GP	W	L	OT	PTS	RW	GF	GA
Florida Panthers	82	52	24	6	110	42	268	200
Boston Bruins	82	47	20	15	109	36	267	224
Toronto Maple Leafs	82	46	26	10	102	33	303	263
Tampa Bay Lightning	82	45	29	8	98	37	291	268
Detroit Red Wings	82	41	32	9	91	27	278	274
Buffalo Sabres	82	39	37	6	84	33	246	244
Ottawa Senators	82	37	41	4	78	25	255	281
Montreal Canadiens	82	30	36	16	76	20	236	289

METROPOLITAN DIVISION	GP	W	L	OT	PTS	RW	GF	GA
New York Rangers	82	55	23	4	114	43	282	229
Carolina Hurricanes	82	52	23	7	111	44	279	216
New York Islanders	82	39	27	16	94	29	246	263
Washington Capitals	82	40	31	11	91	32	220	257
Pittsburgh Penguins	82	38	32	12	88	32	255	251
Philadelphia Flyers	82	38	33	11	87	30	235	261
New Jersey Devils	82	38	39	5	81	33	264	283
Columbus Blue Jackets	82	27	43	12	66	21	237	300

## WESTERN CONFERENCE

CENTRAL DIVISION	GP	W	L	OT	PTS	RW	GF	GA
Dallas Stars	82	52	21	9	113	40	298	234
Winnipeg Jets	82	52	24	6	110	46	259	199
Colorado Avalanche	82	50	25	7	107	42	304	254
Nashville Predators	82	47	30	5	99	38	269	248
St. Louis Blues	82	43	33	6	92	31	239	250
Minnesota Wild	82	39	33	10	87	32	251	263
Arizona Coyotes	82	36	41	5	77	28	256	274
Chicago Blackhawks	82	23	53	6	52	17	179	290

PACIFIC DIVISION	GP	W	L	OT	PTS	RW	GF	GA
Vancouver Canucks	82	50	23	9	109	44	279	223
Edmonton Oilers	82	49	27	6	104	39	294	237
Los Angeles Kings	82	44	27	11	99	37	256	215
Vegas Golden Knights	82	45	29	8	98	34	267	245
Calgary Flames	82	38	39	5	81	32	253	271
Seattle Kraken	82	34	35	13	81	28	217	236
Anaheim Ducks	82	27	50	5	59	21	204	295
San Jose Sharks	82	19	54	9	47	14	181	331

## FINAL NHL STANDINGS

	GP	W	L	OT	PTS	RW	ROW	GF	GA
New York Rangers	82	55	23	4	114	43	51	282	229
Dallas Stars	82	52	21	9	113	40	48	298	234
Carolina Hurricanes	82	52	23	7	111	44	50	279	216
Winnipeg Jets	82	52	24	6	110	46	52	259	199
Florida Panthers	82	52	24	6	110	42	49	268	200
Vancouver Canucks	82	50	23	9	109	44	50	279	223
Boston Bruins	82	47	20	15	109	36	43	267	224
Colorado Avalanche	82	50	25	7	107	42	48	304	254
Edmonton Oilers	82	49	27	6	104	39	47	294	237
Toronto Maple Leafs	82	46	26	10	102	33	41	303	263
Nashville Predators	82	47	30	5	99	38	44	269	248
Los Angeles Kings	82	44	27	11	99	37	42	256	215
Tampa Bay Lightning	82	45	29	8	98	37	42	291	268
Vegas Golden Knights	82	45	29	8	98	34	41	267	245
New York Islanders	82	39	27	16	94	29	38	246	263
St. Louis Blues	82	43	33	6	92	31	38	239	250
Detroit Red Wings	82	41	32	9	91	27	38	278	274
Washington Capitals	82	40	31	11	91	32	36	220	257
Pittsburgh Penguins	82	38	32	12	88	32	36	255	251
Minnesota Wild	82	39	33	10	87	32	36	251	263
Philadelphia Flyers	82	38	33	11	87	30	34	235	261
Buffalo Sabres	82	39	37	6	84	33	37	246	244
New Jersey Devils	82	38	39	5	81	33	38	264	283
Calgary Flames	82	38	39	5	81	32	38	253	271
Seattle Kraken	82	34	35	13	81	28	31	217	236
Ottawa Senators	82	37	41	4	78	25	32	255	281
Arizona Coyotes	82	36	41	5	77	28	34	256	274
Montreal Canadiens	82	30	36	16	76	20	26	236	289
Columbus Blue Jackets	82	27	43	12	66	21	24	237	300
Anaheim Ducks	82	27	50	5	59	21	26	204	295
Chicago Blackhawks	82	23	53	6	52	17	22	179	290
San Jose Sharks	82	19	54	9	47	14	18	181	331

## INDIVIDUAL POINTS SCORING LEADERS

PLAYER	TEAM	GP	G	A	PTS
Nikita Kucherov	TBL	81	44	100	144
Nathan MacKinnon	COL	82	51	89	140
Connor McDavid	EDM	76	32	100	132
Artemi Panarin	NYR	82	49	71	120
David Pastrnak	BOS	82	47	63	110
Auston Matthews	TOR	81	69	38	107
Leon Draisaitl	EDM	81	41	65	106
Mikko Rantanen	COL	80	42	62	104
J.T. Miller	VAN	81	37	66	103
William Nylander	TOR	82	40	58	98
Kirill Kaprizov	MIN	75	46	50	96
Sidney Crosby	PIT	82	42	52	94
Filip Forsberg	NSH	82	48	46	94
Sam Reinhart	FLA	82	57	37	94

## GOAL SCORING AND ASSISTS LEADERS

GOALS				ASSISTS			
PLAYER	TEAM	GP	PTS	PLAYER	TEAM	GP	A
Auston Matthews	TOR	81	69	Auston Matthews	TOR	81	69
Sam Reinhart	FLA	82	57	Sam Reinhart	FLA	82	57
Zach Hyman	EDM	80	54	Zach Hyman	EDM	80	54
Nathan MacKinnon	COL	82	51	Nathan MacKinnon	COL	82	51
Artemi Panarin	NYR	82	49	Artemi Panarin	NYR	82	49
Filip Forsberg	NSH	82	48	Filip Forsberg	NSH	82	48
David Pastrnak	BOS	82	47	David Pastrnak	BOS	82	47
Brayden Point	TBL	81	46	Brayden Point	TBL	81	46
Kirill Kaprizov	MIN	75	46	Kirill Kaprizov	MIN	75	46
Nikita Kucherov	TBL	81	44	Nikita Kucherov	TBL	81	44
Sidney Crosby	PIT	82	42	Sidney Crosby	PIT	82	42
Jonathan Marchessault	VGK	82	42	Jonathan Marchessault	VGK	82	42
Mikko Rantanen	COL	80	42	Mikko Rantanen	COL	80	42
Leon Draisaitl	EDM	81	41	Leon Draisaitl	EDM	81	41

## ROOKIE SCORING LEADERS

PLAYER	TEAM	GP	G	A	PTS
Connor Bedard	CHI	68	22	39	61
Brock Faber	MIN	82	8	39	47
Luke Hughes	NJD	82	9	38	47
Logan Cooley	ARI	82	20	24	44
Marco Rossi	MIN	82	21	19	40
Luke Evangelista	NSH	80	16	23	39
Matthew Knies	TOR	80	15	20	35
Dmitri Voronkov	CBJ	75	18	16	34
Connor Zary	CGY	63	14	20	34

## DEFENSEMEN SCORING LEADERS

PLAYER	TEAM	GP	G	A	PTS
Quinn Hughes	VAN	82	17	75	92
Cale Makar	COL	77	21	69	90
Roman Josi	NSH	82	23	62	85
Evan Bouchard	EDM	81	18	64	82
Victor Hedman	TBL	78	13	63	76
Adam Fox	NYR	72	17	56	73
Noah Dobson	NYI	79	10	60	70
Josh Morrissey	WPG	81	10	59	69
Mike Matheson	MTL	82	11	51	62
Rasmus Dahlin	BUF	81	20	39	59
Morgan Rielly	TOR	72	7	51	58
Zach Werenski	CBJ	70	11	46	57
Erik Karlsson	PIT	82	11	45	56
Shayne Gostisbehere	DET	81	10	46	56

# GOALTENDING LEADERS

## GOALS AGAINST AVERAGE (MIN. 30 GAMES)

GOALTENDER	TEAM	GP	GAA	GA	MINS
Pyotr Kochetkov	CAR	42	2.33	92	2371:29
Sergei Bobrovsky	FLA	58	2.37	135	3414:14
Connor Hellebuyck	WPG	60	2.39	142	3567:20
Thatcher Demko	VAN	51	2.45	123	3015:53
Joey Daccord	SEA	50	2.46	116	2832:47
Cam Talbot	LAK	54	2.5	130	3116:07
Jeremy Swayman	BOS	44	2.53	108	2565:51
Ukko-Pekka Luukkonen	BUF	54	2.57	132	3081:14
Linus Ullmark	BOS	40	2.57	103	2400:08
Igor Shesterkin	NYR	55	2.58	141	3277:06

## WINS

GOALTENDER	TEAM	GP	W	L	OT	MINS
Alexandar Georgiev	COL	63	38	18	5	3637:57
Connor Hellebuyck	WPG	60	37	19	4	3567:20
Sergei Bobrovsky	FLA	58	36	17	4	3414:14
Igor Shesterkin	NYR	55	36	17	2	3277:06
Stuart Skinner	EDM	59	36	16	5	3361:21
Juuse Saros	NSH	64	35	24	5	3624:38
Thatcher Demko	VAN	51	35	14	2	3015:53
Jake Oettinger	DAL	54	35	14	4	3084:35
Andrei Vasilevskiy	TBL	52	30	20	2	3062:52
Jordan Binnington	STL	57	28	21	5	3291:29

## SAVE PERCENTAGE (MIN. 30 GAMES)

GOALTENDER	TEAM	GP	SV%	W	L	OT	GA	SA	MINS
Connor Hellebuyck	WPG	60	0.921	37	19	4	142	1,798	3567:20
Thatcher Demko	VAN	51	0.918	35	14	2	123	1,492	3015:53
Jeremy Swayman	BOS	44	0.916	25	10	8	108	1,287	2565:51
Joey Daccord	SEA	50	0.916	19	18	11	116	1,374	2832:47
Linus Ullmark	BOS	40	0.915	22	10	7	103	1,207	2400:08
Sergei Bobrovsky	FLA	58	0.915	36	17	4	135	1,584	3414:14
Joel Hofer	STL	30	0.914	15	12	1	72	830	1628:39
Cam Talbot	LAK	54	0.913	27	20	6	130	1,490	3116:07
Igor Shesterkin	NYR	55	0.913	36	17	2	141	1,606	3277:06
Jordan Binnington	STL	57	0.913	28	21	5	156	1,786	3291:29
Charlie Lindgren	WSH	50	0.911	25	16	7	127	1,431	2852:23

## SHUTOUTS

GOALTENDER	TEAM	GP	SO	W	L	OT	MINS
Sergei Bobrovsky	FLA	58	6	36	17	4	3414:14
Tristan Jarry	PIT	51	6	19	25	5	2740:38
Connor Ingram	ARI	50	6	23	21	3	2802:56
Charlie Lindgren	WSH	50	6	25	16	7	2852:23
Connor Hellebuyck	WPG	60	5	37	19	4	3567:20
Thatcher Demko	VAN	51	5	35	14	2	3015:53
Ukko-Pekka Luukkonen	BUF	54	5	27	22	4	3081:14
Igor Shesterkin	NYR	55	4	36	17	2	3277:06
Samuel Ersson	PHI	51	4	23	19	7	2809:28
Pyotr Kochetkov	CAR	42	4	23	13	4	2371:29



## 2023-24 SEASON NOTES AND HIGHLIGHTS

- The Rangers finished the season with a 55-23-4 record for 114 points, finishing first place in the League standings for the fifth time in franchise history, following 2014-15, 1993-94, 1991-92 and 1941-42.
- The Blueshirts won the Metro Division and eighth division title in franchise history (Others: 1926-27, 1931-32, 1989-90, 1991-92, 1993-94, 2011-12, 2014-15).
- New York set the franchise record in wins (55) and points (114).
- The Blueshirts became the first team in the NHL to clinch a spot in the 2024 Stanley Cup Playoffs and the first team to reach the 100-point plateau. With a win in their 72nd game, the Rangers surpassed the 100-point threshold in the second fewest games (1971-72 - 67 GP) in team history.
- The Rangers clinched a playoff berth for the 63rd time in franchise history and third-straight season.
- The Rangers recorded a 26.4 power play percentage, the second best mark in franchise history (1977-78) and third best in the NHL.
- With a 84.5 clip, the Blueshirts finished with the third highest penalty kill percentage in the NHL.
- New York's 52.3 faceoff percentage ranked tied for the third highest in team history and highest since the 2007-08 season.
- The Blueshirts had a franchise record and league-high 28 comeback victories. Fourteen of the 28 came when trailing during the third period, tied for the most in the league. The Blueshirts also had 20 wins when trailing first in a game, the most in a single season in franchise history.
- The Rangers' 106 third period goals were the eighth most in franchise history and the most since 1991-92. In the NHL, the goal number was the second best in the NHL.
- Five Rangers (Lafreniere, Schneider, Panarin, Trocheck, Kreider) played in all 82 games this season.
- At home, New York finished with a 30-11-0 record for 60 points, tying the franchise record for the most home wins (1970-71).
- On the road, the Blueshirts had a 25-12-4 record for 54 points, the fifth time in team history they had 25 or plus road wins in a year. Their 25 road wins ranked tied for third in the NHL.
- In the second half of back-to-backs, the Rangers held a 9-1-0 mark with the second highest point percentage (.917) in the NHL.
- The Blueshirts had 201 points from defensemen this season, the fourth most in the NHL. Twelve game-winning goals came from d-men, the second most in the league.
- The Rangers had five players (Zibanejad, Kreider, Trocheck, Panarin, Fox) with 60 or more points this season and six players with 50 or more points.

## 2023-24 SEASON NOTES AND HIGHLIGHTS

- During the regular season, the Rangers had a 12-4 record in games that went past regulation, including a 8-1 record in the five-minute overtime. Their .750 win percentage in games past regulation ranked tied for first in the NHL and their five-minute OT mark was the best in the league.
- In one-goal games, the Rangers had a NHL-best 23-4-4 record.
- New York finished seventh in goals per game (3.39) and goals against per game (2.76).
- From Jan. 27-Feb. 24, the Blueshirts won 10 games in a row, tying the franchise record for the longest win streak (1972-73, 1938-39).
- The Rangers' .907 team save percentage was the fifth highest in the NHL.
- Peter Laviolette, in his first season with the Rangers, joined Scotty Bowman (4x), Alain Vigneault (3x), Mike Babcock (2x), Terry Crisp (2x), Ken Hitchcock (2x), Mike Keenan (2x), Joel Quenneville (2x), Glen Sather (2x) and Barry Trotz (2x) as the 10th head coach to win the Presidents' Trophy multiple times. Among these bench bosses, only Bowman, Keenan, Quenneville and Vigneault won it with two different franchises.
- New York had 35 wins when scoring the first goal of the game, tied for the second most in the NHL.

# GAME SUMMARIES

#	Date	Team	W-L-OT	Record	GF-GA	Scorers	W Goal	PP	PK	SF-SA	W-L Gldtr.	Attend.
1	10/12/2023	@ Buffalo Sabres	W	1-0-0	5-1	13,20p,10,20s,8	20	1-4	3-3	31-25	31 / 27	19070+
2	10/14/2023	@ Columbus Blue Jackets	L	1-1-0	3-5	56,50,20p	55	1-3	0-1	42-21	90 / 31	16520
3	10/16/2023	Arizona Coyotes	W	2-1-0	2-1	20,16p	16	1-3	4-5	28-27	31 / 39	18006+
4	10/19/2023	Nashville Predators	L	2-2-0	1-4	23p	36	1-4	2-4	24-27	74 / 31	18006+
5	10/21/2023	@ Seattle Kraken	W	3-2-0	4-1	10,24,13,10	24	0-1	3-3	27-19	32 / 31	17151+
6	10/24/2023	@ Calgary Flames	W	4-2-0	3-1	13p,20p,56	20	2-5	4-4	20-26	31 / 25	16800
7	10/26/2023	@ Edmonton Oilers	W	5-2-0	3-0	23p,4,13	23	1-3	2-2	32-29	32 / 74	17939
8	10/28/2023	@ Vancouver Canucks	W*	6-2-0	4-3	10p,23p,93,79	79	3-6	5-6	24-33	31 / 29	18483
9	10/30/2023	@ Winnipeg Jets	W*	7-2-0	3-2	10,20,93	93	1-3	3-3	26-29	31 / 37	11898
10	11/02/2023	Carolina Hurricanes	W	8-2-0	2-1	20p,50	50	1-5	1-2	26-27	31 / 31	18006+
11	11/04/2023	@ Minnesota Wild	O**	8-2-1	4-5	26,10,56,20	12	0-1	4-4	18-39	29 / 32	16878+
12	11/07/2023	Detroit Red Wings	W	9-2-1	5-3	16,20p,16p,10,50	10	2-3	6-6	32-28	32 / 35	18006+
13	11/09/2023	Minnesota Wild	W	10-2-1	4-1	16,13,17p,10	13	1-1	1-1	28-26	70 / 29	18006+
14	11/12/2023	Columbus Blue Jackets	W**	11-2-1	4-3	20,13,13	13	0-3	1-1	40-28	32 / 90	18006+
15	11/15/2023	@ New Jersey Devils	W	12-2-1	5-3	10p,26,10,26,17	26	1-3	0-1	35-33	31 / 41	17086+
16	11/20/2023	@ Dallas Stars	L	12-3-1	3-6	16p,24,21	91	1-4	2-3	33-36	41 / 31	18532+
17	11/22/2023	@ Pittsburgh Penguins	W	13-3-1	1-0	13	13	0-3	5-5	36-32	32 / 35	18250+
18	11/24/2023	@ Philadelphia Flyers	W	14-3-1	3-1	93,20,93	20	0-2	6-6	19-37	31 / 79	19032
19	11/25/2023	Boston Bruins	W	15-3-1	7-4	12,20p,20s,26,79,71,10	79	1-3	2-3	40-31	32 / 35	18006+
20	11/27/2023	Buffalo Sabres	L	15-4-1	1-5	93p	99	1-3	2-2	26-39	1 / 31	18006+
21	11/29/2023	Detroit Red Wings	W	16-4-1	3-2	10,7,26,26	26	0-2	4-5	41-27	31 / 35	18006+
22	12/02/2023	@ Nashville Predators	W	17-4-1	4-3	8,20,16p,55	55	1-2	3-4	25-40	31 / 32	17341+
23	12/03/2023	San Jose Sharks	W	18-4-1	6-5	10p,10,93,50,10,79	79	1-3	1-2	36-28	32 / 29	18006+
24	12/05/2023	@ Ottawa Senators	L	18-5-1	2-6	10p,79	91	1-4	3-3	35-36	31 / 31	17362
25	12/09/2023	@ Washington Capitals	L	18-6-1	0-4		15	0-1	3-3	31-29	79 / 31	18573+
26	12/10/2023	Los Angeles Kings	W	19-6-1	4-1	93p,26,22p,50	26	2-5	2-3	27-26	32 / 29	18006+
27	12/12/2023	Toronto Maple Leafs	L	19-7-1	3-7	17,93p,17	16	1-2	2-3	31-30	31 / 31	18006+
28	12/15/2023	Anaheim Ducks	W	20-7-1	5-1	20,26,20p,93p,84	26	2-6	3-3	39-30	32 / 1	18006+
29	12/16/2023	@ Boston Bruins	W*	21-7-1	2-1	16p,16	16	1-6	4-4	34-22	31 / 1	17850+
30	12/19/2023	@ Toronto Maple Leafs	W	22-7-1	5-2	93,13p,4,10p,93	4	2-2	0-0	36-33	31 / 31	19264+
31	12/22/2023	Edmonton Oilers	L	22-8-1	3-4	17,93p,50	71	1-3	2-2	34-28	74 / 32	18006+
32	12/23/2023	Buffalo Sabres	W*	23-8-1	4-3	55,10p,93,20	20	1-4	1-1	33-30	31 / 1	18006+
33	12/27/2023	Washington Capitals	W	24-8-1	5-1	79,10p,4,79,13	10	1-3	2-2	31-27	31 / 35	18006+
34	12/29/2023	@ Florida Panthers	L	24-9-1	3-4	10,50,93s	23	0-2	2-3	34-33	72 / 32	19723+
35	12/30/2023	@ Tampa Bay Lightning	W	25-9-1	5-1	10,16,20,10,10p	16	1-2	2-3	31-35	31 / 88	19092+
36	01/02/2024	Carolina Hurricanes	L	25-10-1	1-6	20	37	0-3	2-4	29-27	62 / 31	18006+
37	01/04/2024	Chicago Blackhawks	W	26-10-1	4-1	10,20p,8,26	20	1-2	3-3	32-23	31 / 34	18006+
38	01/06/2024	@ Montreal Canadiens	O**	26-10-2	3-4	16,10,23	22	0-3	2-2	48-30	35 / 32	21105+
39	01/08/2024	Vancouver Canucks	L	26-11-2	3-6	16p,10,16	40	1-2	0-0	42-26	35 / 31	18006+
40	01/11/2024	@ St. Louis Blues	L	26-12-2	2-5	23,16p	20	1-3	2-4	43-20	50 / 31	18006+
41	01/13/2024	@ Washington Capitals	L	26-13-2	2-3	23,23	77	0-3	3-3	27-21	79 / 32	18573+
42	01/14/2024	Washington Capitals	W	27-13-2	2-1	10,13	13	0-5	2-2	31-25	31 / 79	18006+
43	01/16/2024	Seattle Kraken	W	28-13-2	5-2	16p,56,17,24,17	17	1-2	0-2	23-31	31 / 60	18006+
44	01/18/2024	@ Vegas Golden Knights	L	28-14-2	1-5	93p	49	1-3	2-3	30-26	36 / 31	18149+
45	01/20/2024	@ Los Angeles Kings	L	28-15-2	1-2	20	55	0-3	1-1	23-26	31 / 32	18292+
46	01/21/2024	@ Anaheim Ducks	W	29-15-2	5-2	16p,50,10p,20,26	10	2-4	3-3	33-18	31 / 1	16197
47	01/23/2024	@ San Jose Sharks	O*	29-15-3	2-3	23,10	48	0-3	3-3	31-22	29 / 31	12892
48	01/26/2024	Vegas Golden Knights	L	29-16-3	7-5	17,24	81	0-2	2-2	38-20	33 / 31	18006+
49	01/27/2024	@ Ottawa Senators	W	30-16-3	2-2	13,20,6,22,17,10,24	6	0-3	0-1	29-31	32 / 70	19262+
50	02/05/2024	Colorado Avalanche	W*	31-16-3	2-1	10,13	13	0-1	3-3	29-33	32 / 40	18006+
51	02/07/2024	Tampa Bay Lightning	W	32-16-3	3-1	26,22,26	22	0-2	1-1	24-18	32 / 88	17208
52	02/09/2024	@ Chicago Blackhawks	W*	33-16-3	4-3	13,20,22,93	93	0-3	2-2	35-31	31 / 34	19950+
53	02/12/2024	Calgary Flames	W	34-16-3	2-0	50,26	50	0-3	2-2	31-29	31 / 25	18006+
54	02/15/2024	Montreal Canadiens	W	35-16-3	7-4	20,50,93s,20p,16,20,24	16	1-4	4-5	31-36	32 / 35	18006+
55	02/18/2024	@ New York Islanders	W*	36-16-3	6-5	56,16p,16,20p,93p,10	10	3-5	0-2	37-41	31 / 30	79690+
56	02/20/2024	Dallas Stars	W	37-16-3	3-1	23,4,16	24	0-4	3-4	26-42	31 / 41	18006+
57	02/22/2024	@ New Jersey Devils	W	38-16-3	5-1	93p,13,20,13,16	13	1-5	5-5	18-40	31 / 50	16650+
58	02/24/2024	@ Philadelphia Flyers	W	39-16-3	2-1	13,73	73	0-5	4-4	24-40	31 / 33	19756+
59	02/25/2024	@ Columbus Blue Jackets	L	39-17-3	2-4	10,84	96	0-2	2-3	40-41	90 / 32	18293+
60	02/28/2024	Columbus Blue Jackets	W	40-17-3	4-1	10,23p,20,10	23	1-3	2-2	30-31	31 / 90	18006+
61	03/02/2024	@ Toronto Maple Leafs	O**	40-17-4	3-4	13,16,16	11	0-3	3-3	35-34	35 / 31	19312+
62	03/04/2024	Florida Panthers	L	40-18-4	2-4	50p,20p	94	2-4	2-3	28-30	72 / 31	18006+
63	03/09/2024	St. Louis Blues	W	41-18-4	4-0	16p,26,20p,24p	16	3-6	2-2	39-26	31 / 50	18006+
64	03/11/2024	New Jersey Devils	W	42-18-4	3-1	93,56,16	56	0-4	4-4	26-20	32 / 31	18006+
65	03/12/2024	@ Carolina Hurricanes	W	43-18-4	1-0	23	23	0-2	1-1	24-28	31 / 52	18859+
66	03/14/2024	@ Tampa Bay Lightning	L	43-19-4	3-6	10,4,96	91	0-2	1-2	28-28	88 / 31	19092+
67	03/16/2024	@ Pittsburgh Penguins	W	44-19-4	7-4	24,23,10,10p,93p,79,20	93	2-3	2-3	28-37	32 / 35	17811
68	03/17/2024	New York Islanders	W	45-19-4	5-2	93,50,22,24,13	22	0-1	3-3	31-27	31 / 30	18006+
69	03/19/2024	Winnipeg Jets	L	45-20-4	2-4	91p,13	55	1-2	2-3	41-27	37 / 31	18006+
70	03/21/2024	@ Boston Bruins	W	46-20-4	5-2	10,10,23,93,10	23	0-1	3-3	31-26	32 / 1	17850+
71	03/23/2024	Florida Panthers	W**	47-20-4	4-3	23p,10,10	10	1-3	2-2	37-30	31 / 72	18006+
72	03/26/2024	Philadelphia Flyers	W*	48-20-4	6-5	93p,22,13,16s,13,23	23	1-1	2-3	27-42	31 / 33	18006+
73	03/28/2024	@ Colorado Avalanche	W**	49-20-4	3-2	24,20p	10	1-3	2-2	25-40	31 / 40	18130+
74	03/30/2024	@ Arizona Coyotes	W	50-20-4	8-5	13,55,13,20,6,21s,10,13	21	0-0	2-3	32-32	32 / 70	4600+
75	04/01/2024	Pittsburgh Penguins	L	50-21-4	2-5	24,96	52	0-3	3-3	30-20	39 / 31	18006+
76	04/03/2024	New Jersey Devils	W	51-21-4	4-3	10,13,24,20p	20	1-3	3-3	41-20	31 / 31	18006+
77	04/05/2024	@ Detroit Red Wings	W	52-21-4	4-3	50,21,21,20p	13	1-3	2-3	38-34	32 / 34	19515+
78	04/07/2024	Montreal Canadiens	W	53-21-4	5-2	93p,20p,10,93,13	10	2-3	1-1	46-28	31 / 30	17854
79	04/09/2024	@ New York Islanders	L	53-22-4	2-4	20p,23p	21	2-3	2-2	33-28	40 / 31	17255+
80	04/11/2024	Philadelphia Flyers	L	53-23-4	1-4	10p	10	1-4	4-4	25-26	33 / 32	18006+
81	04/13/2024	New York Islanders	W**	54-23-4	3-2	4s,10	10	0-1	5-5	43-36	31 / 30	18006+
82	04/15/2024	Ottawa Senators	W	55-23-4	4-0	96,23s,10,13	96	0-3	2-2	34-25	31 / 70	18006+

## FINAL RANGERS SCORING

Pos.	No.	Player	GP	G	A	PTS	+/-	PIM	PPG	SHG	GWG	S	%
LW	10	Artemi Panarin	82	49	71	120	18	24	11	0	1	302	16.2
C	16	Vincent Trocheck	82	25	52	77	16	55	11	1	1	215	11.6
LW	20	Chris Kreider	82	39	36	75	19	26	18	2	1	246	15.9
D	23	Adam Fox	72	17	56	73	21	36	6	1	1	137	12.4
C	93	Mika Zibanejad	81	26	46	72	15	30	12	2	2	221	11.8
LW	13	Alexis Lafrenière	82	28	29	57	2	40	2	0	1	217	12.9
D	56	Erik Gustafsson	76	6	25	31	3	35	0	0	0	93	6.5
D	79	K'Andre Miller	80	8	22	30	5	49	0	0	1	96	8.3
LW	26	Jimmy Vesey	80	13	13	26	-4	20	0	0	0	116	11.2
D	8	Jacob Trouba	69	3	19	22	-4	73	0	0	0	129	2.3
RW	17	Blake Wheeler	54	9	12	21	2	23	1	0	0	83	10.8
LW	50	Will Cuylle	81	13	8	21	-3	56	1	0	0	119	10.9
C	22	Jonny Brodzinski	57	6	13	19	-3	8	1	0	0	89	6.7
RW	24	Kaapo Kakko	61	13	6	19	6	24	1	0	0	91	14.3
D	4	Braden Schneider	82	5	14	19	-1	16	0	1	0	95	5.3
D	55	Ryan Lindgren	76	3	14	17	22	36	0	0	0	73	4.1
C	21	Barclay Goodrow	80	4	8	12	-13	78	0	1	0	61	6.6
D	6	Zac Jones	31	2	7	9	1	8	0	0	0	42	4.8
C	96	Jack Roslovic	19	3	5	8	-1	2	0	0	0	31	9.7
C	72	Filip Chytil	10	0	6	6	0	4	0	0	0	22	0
C	12	Nick Bonino	45	1	4	5	-12	8	0	0	0	31	3.2
C	91	Alex Wennberg	19	1	4	5	-1	0	1	0	0	10	10
C	71	Tyler Pitlick	34	1	3	4	-6	4	0	0	0	32	3.1
C	84	Adam Edstrom	11	2	0	2	2	2	0	0	0	7	28.6
C	73	Matt Rempe	17	1	1	2	1	71	0	0	0	12	8.3
C	18	Riley Nash	1	0	0	0	0	0	0	0	0	1	0
D	5	Chad Ruhwedel	5	0	0	0	-2	0	0	0	0	1	0
LW	25	Anton Blidh	1	0	0	0	-1	2	0	0	0	1	0
C	15	Jake Leschyshyn	1	0	0	0	-1	0	0	0	0	0	--
D	14	Connor Mackey	1	0	0	0	1	5	0	0	0	1	0
LW	78	Brennan Othmann	3	0	0	0	0	0	0	0	0	6	0
D	58	Brandon Scanlin	1	0	0	0	0	0	0	0	0	0	--

## GOALTENDERS

No.	Goaltender	GP	W	L	OT	GAA	SV%	SO	GA	SA	SV	MIN	G	A	PIM
31	Igor Shesterkin	55	36	17	2	2.58	0.913	4	141	1,606	1,466	3277:06	0	1	6
32	Jonathan Quick	27	18	6	2	2.62	0.911	2	69	771	702	1582:44	0	1	8
70	Louis Domingue	1	1	0	0	1.00	0.962	0	1	26	25	60:00	0	0	0

## MISCELLANEOUS STATISTICS

### WIN/LOSS BREAKDOWN

DIVISION	HOME	PTS	GF	GA	AWAY	PTS	GF	GA	TOTAL	PTS	GF	GA
Atlantic	9-3-0	16	44	38	7-3-2	16	47	36	16-6-2	32	91	74
Metropolitan	10-3-0	20	42	35	8-5-0	16	41	33	18-8-0	36	83	68
Central	6-2-0	12	22	13	5-2-1	11	31	31	14-4-1	23	53	44
Pacific	5-3-0	10	30	24	5-2-1	11	23	17	10-5-1	21	53	41
<b>TOTALS</b>	<b>30-11-0</b>	<b>60</b>	<b>139</b>	<b>110</b>	<b>25-12-4</b>	<b>54</b>	<b>139</b>	<b>116</b>	<b>55-23-4</b>	<b>114</b>	<b>278</b>	<b>226</b>

### GOALS BY PERIOD

	1ST	2ND	3RD	OT	TOTALS
Rangers	67	97	106	8	278 (3.39)
Opponents	65	80	72	1	226 (2.76)

### TEAM STATISTICS

Most Goals, Game:	8 (Mar. 30 at ARI)
Most Goals Allowed, Game:	7 (Dec. 12 vs. TOR)
Most Goals, Period:	5 {3rd} (Mar.30 at ARI)
Most Goals Allowed, Period:	5 {3rd} (Nov.20 at DAL)
Largest Margin of Victory:	5 (Jan. 27 at OTT)
Largest Margin of Defeat:	5 (Jan. 2 vs CAR)
Most Shots, Game:	48 (Jan. 6 at MTL)
Most Shots Allowed, Game:	42 (Feb. 20 vs DAL)
Most Shots, Period:	20 (Apr.13 vs NYI)
Least Shots, Game:	18 (Feb. 22 at NJD)
Least Shots Allowed, Game:	19 (Oct. 21 at SEA)
Least Shots, Period:	2 (3rd) (Apr. 11 vs. PHI)
Most Power Play Goals, Game:	3 (Mar. 9 vs STL)
Most Power Play Goals Allowed, Game:	2 (Jan 16 vs SEA)
Most Shorthanded Goals, Game:	1 (Apr.15 vs OTT)
Most Shorthanded Goals Allowed, Game:	2 (Nov. 20 at DAL)
Most Hits, Game:	47 (Mar. 2 at TOR)
Most Faceoff Wins, Game:	45 (Nov.12 vs CBJ)
Highest Faceoff Win Percentage, Game:	72.3 (Nov.27 vs BUF)
Most Blocked Shots, Game:	32 (Nov.4 at MIN)
Longest Winning Streak:	10 (Jan. 27-Feb.24)
Longest Losing Streak:	3 (Jan. 8-13)

### INDIVIDUAL STATISTICS

Most Goals, Game	3 (6x) last- A. Lafrenière on Mar. 30 at ARI
Most Assists, Game	4 - A. Fox on Feb. 15 vs. MTL
Most Points, Game	5 (2x) last- A. Lafrenière on Mar. 30 at ARI
Most Shots, Game	10 - A. Panarin on Dec. 16 at BOS
Most PIM, Game	17 (2x) last - Feb. 22 at NJD
Most Hits, Game	9 - V. Trocheck on Feb. 18 at NYI
Most Blocked Shots, Game	8 - J. Trouba on Oct. 12 at BUF
Longest Goal Streak	4 (4x) last - C. Kreider from Apr. 3-9
Longest Assist Streak	9 - A. Panarin from Oct. 24-Nov. 12
Longest Point Streak	15 - A. Panarin from Oct. 12-18
Most Saves, Game	41 - I. Shesterkin on Feb. 20 vs. DAL

## MISCELLANEOUS STATISTICS

### MONTHLY RECORD

	GP	W	L	OT	PTS	GF	GA
October	9	7	2	0	14	28	18
November	12	9	2	1	19	42	34
December	14	9	5	0	18	51	43
January	14	5	7	2	12	40	47
February	11	10	1	0	20	40	22
March	14	10	3	1	21	56	42
April	8	5	3	0	10	24	23
<b>TOTALS</b>	<b>82</b>	<b>55</b>	<b>23</b>	<b>4</b>	<b>112</b>	<b>278</b>	<b>229</b>

### 2023-24 RANGERS SITUATIONAL RECORD

	W	L	OT
Scoring first	35	8	3
Opponent scoring first	20	15	1
Leading after 1st Period	24	4	3
Trailing after 1st Period	11	14	1
Tied after 1st Period	20	5	0
Leading after 2nd Period	34	3	2
Trailing after 2nd Period	10	18	1
Tied after 2nd Period	11	2	1
OT Record	12	4	
Five-Minute Overtime Record	8	1	
Shootout Record	4	3	
Outshooting opponent	34	14	3
Outshot by opponent	20	8	1
Even shots	1	1	0
Second game of back-to-backs	9	1	0
Third game in four days	7	6	1
Afternoon games	9	1	0
Night games	46	22	4
Sunday	8	1	0
Monday	6	5	0
Tuesday	7	5	1
Wednesday	6	0	0
Thursday	9	5	0
Friday	4	3	0
Saturday	15	4	3
1-Goal Games	23	4	4
2-Goal Games	8	5	0
3+ Goal Games	24	14	0

	WHEN RANGERS SCORE...			WHEN OPPOSITION SCORES...			
	W	L	OT	W	L	OT	
0 Goals	0	1	1	0 Goals	5	0	0
1 Goal	2	6	0	1 Goal	21	0	0
2 Goals	9	9	1	2 Goals	11	1	0
3 Goals	10	7	2	3 Goals	10	1	3
4 Goals	13	0	1	4 Goals	3	9	1
5 Goals	13	0	0	5 Goals	4	6	0
6 Goals	3	0	0	6 Goals	0	5	0
7 Goals	4	0	0	7 Goals	0	1	0
8 Goals	1	0	0	8 Goals	-		
9 Goals	-			9 Goals	-		



## HAT TRICKS

BY RANGERS (4)	DATE	OPPONENT/SITE	GOALTENDER
(10) Artemi Panarin	Dec. 3	SJS/Home	(29) M. Blackwood
(10) Artemi Panarin	Dec. 30	TBL/Away	(88) A. Vasilevskiy
(20) Chris Kreider	Feb. 15	MTL/Home	(35) S. Montembeault
(13) A. Lafreniere	Mar. 30	ARI/Away	(70) K. Vejmelka
AGAINST RANGERS (5)	DATE	OPPONENT/SITE	GOALTENDER
(38) B. Jenner	Oct. 14	CBJ/Away	(31) I. Shesterkin
(25) J. Kyrou	Jan. 11	STL/Home	(31) I. Shesterkin
(81) J. Marchessault	Jan. 26	VGK/Home	(31) I. Shesterkin
(28) B. Point	Mar. 14	TBL/Home	(31) I. Shesterkin
(55) M. Scheifele	Mar. 19	WPG/Home	(31) I. Shesterkin

## SHORTHANDED GOALS

BY RANGERS (8)	DATE	OPPONENT/SITE	GOALTENDER
(20) C. Kreider	Oct. 12	BUF/Away	(27) D. Levi
(20) C. Kreider	Nov. 25	BOS/Home	(35) L. Ullmark
(93) M. Zibanejad	Dec. 29	FLA/Away	(72) S. Bobrovsky
(93) M. Zibanejad	Feb. 15	MTL/Home	(35) S. Montembeault
(16) V. Trocheck	Mar. 26	PHI/Home	(33) S. Ersson
(21) B. Goodrow	Mar. 30	ARI/Away	(70) K. Vejmelka
(4) B. Schneider	Apr. 13	NYI/Home	(30) I. Sorokin
(23) A. Fox	Apr. 15	OTT/Home	(70) J. Korpisalo
AGAINST RANGERS (6)	DATE	OPPONENT/SITE	GOALTENDER
(57) T. Myers	Oct. 28	VAN/Away	(31) I. Shesterkin
(18) S. Steel	Nov. 20	DAL/Away	(31) I. Shesterkin
(24) R. Hintz	Nov. 20	DAL/Away	(31) I. Shesterkin
(10) C. Sissons	Dec. 2	NASH/Away	(31) I. Shesterkin
(21) B. Howden	Jan. 18	VGK/Away	(31) I. Shesterkin
(14) B. Horvat	Mar. 17	NYI/Home	(31) I. Shesterkin

## PENALTY SHOTS

BY RANGERS (2)	DATE	OPPONENT/SITE	GOALTENDER (RESULT)
(13) A. Lafreniere	Dec. 3	SJS/Home	(29) M. Blackwood (Unsuccessful)
(26) J. Vesey	Apr. 15	OTT/Home	(70) J. Korpisalo (Unsuccessful)
AGAINST RANGERS (3)	DATE	OPPONENT/SITE	GOALTENDER (RESULT)
(16) J. Zucker	Oct. 16	ARI/Home	(31) I. Shesterkin (Unsuccessful)
(3) Adam Pelech	Apr. 14	NYI/Home	(31) I. Shesterkin (Unsuccessful)
(13) Marhew Barzal	Apr. 9	NYI/Away	(31) I. Shesterkin (Unsuccessful)

## EMPTY-NET GOALS

BY RANGERS (19)	DATE	OPPONENT/SITE	GOALTENDER PULLED
(8) J. Trouba	Oct. 12	BUF/Away	(27) D. Levi
(10) A. Panarin	Nov. 9	MIN/Home	(29) M.A Fleury
(17) B. Wheeler	Nov. 18	NJD/Away	(41) V. Vanecek
(93) M. Zibanejad	Dec. 19	TOR/Away	(31) M. Jones
(26) J. Vesey	Feb. 7	TBL/Home	(88) A. Vasilevskiy
(26) J. Vesey	Feb. 12	CGY/Home	(25) J. Markstrom
(13) A. Lafreniere	Mar. 30	ARI/Away	(70) K. Vejmelka
(10) A. Panarin	Mar. 30	ARI/Away	(70) K. Vejmelka
(13) A. Lafreniere	Apr. 7	MTL/Home	(30) C. Primeau
(10) A. Panarin	Mar. 21	BOS/Away	(1) J. Swayman
(10) A. Panarin	Jan. 27	OTT/Away	(70) J. Korpisalo
(10) A. Panarin	Feb. 28	CBJ/Home	(90) E. Merzlikins
(26) J. Vesey	Jan.21	ANA/Away	(1) L. Dostal
(93) M. Zibanejad	Mar. 21	BOS/Away	(1) J. Swayman
(16) V. Trocheck	Feb. 20	DAL/Home	(41) S. Wedgewood
(16) V. Trocheck	Mar. 11	NJD/Home	(31) K.Kahkonen
(20) C. Kreider	Feb.28	CBJ/Home	(90) E. Merzlikins
(20) C. Kreider	Mar. 16	Pit/Away	(35) T. Jarry
(17) B. Wheeler	Jan. 16	SEA/Home	(60) C. Driedger
AGAINST RANGERS (15)	DATE	OPPONENT/SITE	GOALTENDER PULLED
(18) S. Steel	Nov. 20	DAL/Away	(31) I. Shesterkin
(24) R. Hintz	Nov. 20	DAL/Away	(31) I. Shesterkin
(37) C. Mittelstadt	Nov. 27	BUF/Home	(31) I. Shesterkin
(91) V. Tarasenko	Dec. 5	OTT/Away	(31) I. Shesterkin
(64) D. Kampf	Dec. 12	TOR/Home	(31) I. Shesterkin
(40) E. Pettersson	Jan. 8	VAN/Home	(31) I. Shesterkin
(15) A. Lundell	Mar. 4	FLA/Home	(31) I. Shesterkin
(21) B. Howden	Jan. 18	VGK/Away	(31) I. Shesterkin
(89) P. Buchnevich	Jan. 11	STL/AWAY	(31) I. Shesterkin
(81) J. Marchessault	Jan. 26	VGK/Home	(31) I. Shesterkin
(55) M. Scheifele	Mar. 19	WPG/Home	(31) I. Shesterkin
(86) N. Kucherov	Mar. 14	TBL/Home	(31) I. Shesterkin
(17) B. Rust	Apr. 1	PIT/Home	(31) I. Shesterkin
(27) A. Lee	Apr. 9	NYI/Away	(31) I. Shesterkin
(87) S. Crosby	Apr. 1	PIT/Home	(31) I. Shesterkin

## TRANSACTIONS

DATE	TRANSACTION
Sept. 21	Signed goaltender Brad Arvanitis to a PTO
Sept. 22	Signed defenseman Adam Clendening to a PTO
Sept. 24	Olof Lindbom assigned to Hartford Wolf Pack
Sept. 24	Maxim Barbashev, Seth Barton, Zach Berzolla, Max McCue, Ryan McCleary, and Sahil Panwar assigned to Hartford
Sept. 24	Joe Arntsen, Bryce McConnell-Barker, James Petrovski, and Dylan Roobroeck sent back to their respective junior teams.
Sept. 24	Brad Arvanitis released from his PTO.
Sept. 24	Talyn Boyko assigned to Hartford Wolf Pack
Sept. 29	Nikolas Brouillard, Karl Henriksson, Ryder Korczak, and Bobby Trivigno assigned to the Hartford Wolf Pack
Sept. 29	Blake Hillman and Adam Clendening released from their PTOs
Sept. 30	Alex Belzile, Anton Blidh, Turner Elson, Connor Mackey, Riley Nash, and Adam Sykora assigned to Hartford Wolf Pack
Oct. 1	Brett Berard, Dylan Garand, Adam Edstrom, Jake Leschyshyn, Matt Rempe, Matthew Robertson, and Brandon Scanlin assigned to the Hartford Wolf Pack
Oct. 2	Louis Domingue and Mac Hollowell assigned to Hartford Wolf Pack
Oct. 3	Dylan Garand recalled from Hartford Wolf Pack
Oct. 5	Dylan Garand re-assigned to Hartford Wolf Pack
Oct. 6	Brennan Othmann assigned to Hartford Wolf Pack
Oct. 7	Jonny Brodzinski and Ben Harpur assigned to Hartford Wolf Pack
Nov. 3	Jonny Brodzinski recalled from Hartford
Nov. 3	Connor Mackey and Louis Domingue recalled from Hartford
Nov. 5	Jonny Brodzinski, Connor Mackey and Louis Domingue re-assigned to Hartford
Nov. 5	Jonny Brodzinski, Connor Mackey and Louis Domingue recalled from Hartford
Nov. 7	Jonny Brodzinski, Connor Mackey and Louis Domingue re-assigned to Hartford
Nov. 8	Connor Mackey, Louis Domingue, Dylan Garand recalled from Hartford
Nov. 10	Connor Mackey, Louis Domingue, Dylan Garand re-assigned to Hartford
Nov. 10	Louis Domingue recalled from Hartford
Nov. 11	Connor Mackey recalled from Hartford
Nov. 13	Connor Mackey and Louis Domingue re-assigned to Hartford
Nov. 17	Connor Mackey recalled from Hartford
Nov. 28	Jonny Brodzinski and Adam Edstrom recalled from the Hartford Wolf Pack. Connor Mackey assigned to Hartford
Nov. 28	Adam Edstrom assigned to Hartford
Dec. 3	Anton Blidh recalled from Hartford
Dec. 3	Anton Blidh assigned to Hartford
Dec. 7	Riley Nash recalled from Hartford
Dec. 10	Riley Nash re-assigned to Hartford
Dec. 12	Matthew Robertson recalled from Hartford
Dec. 12	Matthew Robertson re-assigned Hartford
Dec. 15	Adam Edstrom recalled from Hartford
Dec. 16	Connor Mackey re-assigned to Hartford
Dec. 16	Adam Edstrom re-assigned to Hartford
Dec. 28	Adam Edstrom recalled from Hartford
Dec. 31	Adam Edstrom re-assigned to Hartford
Jan. 3	Brennan Othmann recalled from Hartford
Jan. 9	Brennan Othmann re-assigned to Hartford
Jan. 9	Jake Leschyshyn recalled from Hartford
Jan. 10	Matthew Robertson recalled from Hartford
Jan. 11	Matthew Robertson re-assigned to Hartford
Jan. 12	Anton Blidh recalled from Hartford
Jan. 13	Jake Leschyshyn re-assigned to Hartford
Jan. 14	Anton Blidh re-assigned to Hartford
Jan. 19	Matthew Robertson recalled from Hartford
Jan. 22	Matthew Robertson re-assigned to Hartford
Jan. 26	Nick Bonino re-assigned to Hartford
Jan. 27	Connor Mackey recalled from Hartford
Jan. 28	Jake Leschyshyn and Connor Mackey re-assigned to Hartford
Feb. 4	Jake Leschyshyn and Connor Mackey recalled from Hartford
Feb. 5	Connor Mackey re-assigned to Hartford
Feb. 10	Jake Leschyshyn re-assigned to Hartford

## TRANSACTIONS

DATE	TRANSACTION
Feb. 10	Adam Edstrom recalled from Hartford
Feb. 10	Matt Rempe recalled from Hartford
Feb. 13	Matt Rempe re-assigned to Hartford
Feb. 14	Alex Belzile recalled from Hartford
Feb. 14	Brandon Scanlin agreed to terms on two-year contract extension
Feb. 16	Matt Rempe recalled from Hartford
Feb. 21	Jonny Brodzinski agreed to terms on two-year contract extension
Feb. 22	Brennan Othmann recalled from Hartford
Feb. 23	Brennan Othmann re-assigned to Hartford
Mar. 1	Connor Mackey agreed to terms on two-year contract extension
Mar. 3	Jonathan Quick agreed to terms on one-year contract extension
Mar. 5	Alex Belzile re-assigned to Hartford
Mar. 6	Acquired Alex Wennberg in exchange for a 2024 2nd Rd Pick, 2025 conditional 4th Rd Pick
Mar. 8	Acquired Chad Ruhwedel in exchange for 2027 4th Rd Pick
Mar. 8	Acquired Nic Petan in exchange for Turner Elson
Mar. 8	Acquired Jack Roslovic in exchange for a 2026 4th Rd Pick
Mar. 8	Adam Edstrom re-assigned to Hartford
Mar. 10	Louis Domingue agreed to terms on one-year contract extension
Mar. 15	Hugo Ollas agreed to terms on two-year, entry level contract
Mar. 15	Adam Edstrom recalled from Hartford
Mar. 17	Adam Edstrom re-assigned to Hartford
Mar. 18	Brandon Scanlin recalled from Hartford
Mar. 20	Jaroslav Chmelar agreed to terms on three-year, entry level contract
Apr. 2	Brandon Scanlin re-assigned to Hartford
Apr. 2	Kalle Vaisanen agreed to terms on three-year, entry level contract
Apr. 2	Victor Mancini agreed to terms on two-year, entry level contract

## MANPOWER GAMES LOST DUE TO INJURY OR ILLNESS

PLAYER	TYPE OF INJURY	DATE OF INJURY	DATES MISSED	GAMES MISSED
Jacob Trouba	Lower Body	Mar. 4	Mar. 9-28	11
Blake Wheeler	Lower Body	Feb. 15	Feb. 18-Apr. 15	28
Adam Fox	Lower Body	Nov. 2	Nov. 4-27	10
Kaapo Kakko	Lower Body	Nov. 27	Nov. 29-Jan. 13	21
Ryan Lindgren	Upper Body	Oct. 12	Oct. 14	1
	Upper Body	Jan. 26	Jan. 27	1
	Lower Body	Mar. 19	Mar. 19-26	4
Erik Gustafsson	Lower Body	Jan. 18	Jan. 20	1
	Upper Body	Mar. 23	Mar. 26-Apr. 1	4
Nick Bonino	Illness	N/A	Dec. 16	1
Tyler Pitlick	Lower Body	Jan. 2	Jan. 4-16	7
Filip Chytil	Upper Body	Nov. 2	Nov. 4-Apr. 15	72
Mika Zibanejad	Illness	N/A	Jan. 11	1
Igor Shesterkin	Undisclosed	N/A	Nov. 4-12	4
Jonathan Quick	Upper Body	N/A	Nov. 9	1
<b>TOTAL</b>				<b>167</b>

## GAME-BY-GAME HOME ATTENDANCE

NO.	DATE	VS.	ATTENDANCE	SEASON	SELLOUT	AVG.
1	Oct. 16	vs. ARI	18,006	18,006	1	18,006
2	Oct. 19	vs. NSH	18,006	36,012	2	18,006
3	Nov. 2	vs. CAR	18,006	54,018	3	18,006
4	Nov. 7	vs. DET	18,006	72,024	4	18,006
5	Nov. 9	vs. MIN	18,006	90,030	5	18,006
6	Nov. 12	vs. CBJ	18,006	108,036	6	18,006
7	Nov. 25	vs. BOS	18,006	126,042	7	18,006
8	Nov. 27	vs. BUF	18,006	144,048	8	18,006
9	Nov. 29	vs. DET	18,006	162,054	9	18,006
10	Dec. 3	vs. SJS	18,006	180,060	10	18,006
11	Dec. 10	vs. LAK	18,006	198,066	11	18,006
12	Dec. 12	vs. TOR	18,006	216,072	12	18,006
13	Dec. 15	vs. ANA	18,006	234,078	13	18,006
14	Dec. 22	vs. EDM	18,006	252,084	14	18,006
15	Dec. 23	vs. BUF	18,006	270,090	15	18,006
16	Dec. 27	vs. WSH	18,006	288,096	16	18,006
17	Jan. 2	vs. CAR	18,006	306,102	17	18,006
18	Jan. 4	vs. CHI	18,006	324,108	18	18,006
19	Jan. 8	vs. VAN	18,006	342,114	19	18,006
20	Jan. 14	vs. WSH	18,006	360,120	20	18,006
21	Jan. 16	vs. SEA	18,006	378,126	21	18,006
22	Jan. 26	vs. VGK	18,006	396,132	22	18,006
23	Feb. 5	vs. COL	18,006	414,138	23	18,006
24	Feb. 7	vs. TBL	17,208	432,144		18,006
25	Feb. 12	vs. CGY	18,006	449,352	24	17,974
26	Feb. 15	vs. MTL	18,006	467,358	25	17,975
27	Feb. 20	vs. DAL	18,006	485,364	26	17,976
28	Feb. 28	vs. CBJ	18,006	503,370	27	17,978
29	Mar. 4	vs. FLA	18,006	521,376	28	17,978
30	Mar. 9	vs. STL	18,006	539,382	29	17,979
31	Mar. 11	vs. NJD	18,006	557,388	30	17,980
32	Mar. 17	vs. NYI	18,006	575,394	31	17,981
33	Mar. 19	vs. WPG	18,006	593,400	32	17,982
34	Mar. 23	vs. FLA	18,006	611,406	33	17,983
35	Mar. 26	vs. PHI	18,006	629,412	34	17,983
36	Apr. 1	vs. PIT	18,006	647,418	35	17,984
37	Apr. 3	vs. NJD	18,006	665,424	36	17,984
38	Apr. 7	vs. MTL	17,854	683,430		17,985
39	Apr. 11	vs. PHI	18,006	701,284	37	17,982
40	Apr. 13	vs. NYI	18,006	719,290	38	17,982
41	Apr. 15	vs. OTT	18,006	737,296	39	17,983

# SCORING OF RANGERS PROSPECTS

## CANADIAN JUNIOR

POS.	NAME	HT.	WT.	ACQ.	BIRTHPLACE	BORN	2023-24 TEAM/LEAGUE	GP	G	A	PTS	PIM	PLUS/MINUS
F	Maxim Barbashev	6-2	191	2022/5th	Moscow, Russia	12/18/2003	Shawinigan (QMJHL)	15	2	7	9	10	-9
							Rimouski (QMJHL)	44	12	14	26	28	8
							Rimouski (Playoffs)	5	0	2	2	0	-5
F	Bryce McConnell-Barker	6-1	186	2022/3rd	London, ON	6/4/2004	Soo (OHL)	52	22	29	51	22	-2
							Soo (Playoffs)	11	5	10	15	17	1
F	Dylan Roobroek	6-7	204	2023/6th	London, ON	7/27/2004	Oshawa (OHL)	68	26	46	72	101	23
							Oshawa (Playoffs)	21	11	15	26	28	2

## COLLEGIATE

POS.	NAME	HT.	WT.	ACQ.	BIRTHPLACE	BORN	2023-24 TEAM/LEAGUE	GP	G	A	PTS	PIM	PLUS/MINUS
F	Jaroslav Chmelar	6-4	198	2021/5th	Nove Mesto nad Metuji, CZE	7/20/2003	Providence College (Hockey East)	26	5	10	15	29	7
D	Drew Fortescue	6-1	176	2023/3rd	New York, NY	4/28/2005	Boston College (Hockey East)	40	4	4	8	36	13
F	Zakary Karpa	6-2	185	2022/6th	Greenwich, CT	3/25/2002	Harvard (ECAC)	31	4	4	8	6	-8
D	Hank Kempf	6-2	190	2021/7th	Wilmette, IL	4/15/2002	Cornell (ECAC)	35	1	7	8	12	14
F	Noah Laba	6-2	191	2022/4th	Northville, MI	8/4/2003	Colorado College (NCHC)	36	20	17	37	27	20
F	Brody Lamb	6-1	165	2021/4th	Rochester, MN	8/30/2003	Minnesota (Big Ten)	39	12	15	27	6	-1
D	Victor Mancini	6-3	215	2022/5th	Hancock, MI	5/26/2002	Nebraska-Omaha (NCHC)	40	4	6	10	8	7
F	Gabe Perreault	5-11	165	2023/1st	Sherbrooke, QC	5/7/2005	Boston College (Hockey East)	36	19	41	60	29	24

GOALIE	HT.	WT.	ACQ.	BIRTHPLACE	BORN	2023-24 TEAM/LEAGUE	GP	W	L	OT	GAA	SV%
Hugo Ollas	6-7	220	2020/7th	Linköping, Sweden	4/24/2002	Merrimack College (Hockey East)	21	7	12	0	2.84	.908

## USHL

POS.	NAME	HT.	WT.	ACQ.	BIRTHPLACE	BORN	2023-24 TEAM/LEAGUE	GP	G	A	PTS	PIM	PLUS/MINUS
D	Rasmus Larsson	6-3	200	2023/5th	Stockholm, Sweden	2/9/2004	Green Bay (USHL)	59	4	13	17	8	7
							Green Bay (Playoffs)	6	0	0	0	2	2
F	Ty Henricks	6-5	205	2023/6th	Mission Viejo, Calif.	6/28/2005	Muskegon (USHL)	60	17	15	32	22	5
							Muskegon (Playoffs)	8	1	0	1	4	-2

## EUROPEAN

POS.	NAME	HT.	WT.	ACQ.	BIRTHPLACE	BORN	2023-24 TEAM/LEAGUE	GP	G	A	PTS	PIM	PLUS/MINUS
F	Oliver Tarnstrom	6-0	158	2020/3rd	Stockholm, Sweden	8/30/2002	Brynas IF (HockeyAllsvenskan)	45	3	14	17	4	6
							Qualification	13	3	3	6	0	3
F	Kalle Vaisanen	6-4	178	2021/4th	Kotka, Finland	1/28/2003	TPS (Liiga)	58	9	5	14	16	-9
							Playoffs	9	1	3	4	0	-2
F	Lauri Pajuniemi	6-0	202	2018/5th	Tampere, Finland	9/12/1999	Malmö (SHL)	43	15	20	35	26	-1

## MINOR LEAGUE PROFESSIONAL

GOALIE	HT.	WT.	ACQ.	BIRTHPLACE	BORN	2023-24 TEAM/LEAGUE	GP	W	L	OT	GAA	SV%
Talyn Boyko	6-7	212	2021/4th	Drumheller, Alberta	10/16/2002	Cincinnati Cyclones (ECHL)	26	13	9	1	3.42	.888
Olof Lindbom	6-1	190	2018/2nd	Stockholm, Sweden	7/23/2000	Cincinnati Cyclones (ECHL)	29	10	15	3	3.56	.884

## WORLD JUNIORS

POS.	NAME	HT.	WT.	ACQ.	BIRTHPLACE	BORN	COUNTRY	GP	G	A	PTS	PIM	PLUS/MINUS
D	Drew Fortescue	6-1	176	2023/3rd	New York, NY	4/28/2005	United States	7	1	3	4	6	6
F	Adam Sykora	6-0	158	2020/3rd	Stockholm, Sweden	8/30/2002	Slovakia	5	1	1	2	2	1
F	Gabe Perreault	5-11	165	2023/1st	Sherbrooke, QC	5/7/2005	United States	7	3	7	10	2	4





# CAREER RECORDS

## ALL-TIME SCORING LIST

PLAYER	GAMES PLAYED	GOALS	ASSISTS	POINTS	PIM
1. Rod Gilbert (RW)	1,065	406	615	1,021	510
2. Brian Leetch (D)	1,129	240	741	981	525
3. Jean Ratelle (C)	861	336	481	817	192
4. Andy Bathgate (RW)	719	272	457	729	444
5. Mark Messier (C)	698	250	441	691	667
6. Walt Tkaczuk (C)	945	227	451	678	556
7. Ron Greschner (D)	981	179	431	610	1,226
8. Steve Vickers (LW)	698	246	340	586	330
9. Vic Hadfield (LW)	841	262	310	572	1,041
<b>10. Chris Kreider (LW)</b>	<b>815</b>	<b>304</b>	<b>248</b>	<b>552</b>	<b>551</b>
<b>11. Mika Zibanejad (C)</b>	<b>567</b>	<b>230</b>	<b>297</b>	<b>527</b>	<b>171</b>
12. Adam Graves (LW)	772	280	227	507	810
13. Don Maloney (LW)	653	195	307	502	739
14. Camille Henry (C)	637	256	222	478	72
15. James Patrick (D)	671	104	363	467	541
<b>16. Artemi Panarin (LW)</b>	<b>350</b>	<b>149</b>	<b>312</b>	<b>461</b>	<b>104</b>
17. Dean Prentice (LW)	666	186	236	422	266
18. Frank Boucher (C)	533	152	262	414	106
19. Phil Esposito (C)	422	184	220	404	263
20. Anders Hedberg (RW)	465	172	225	397	144
21. Tomas Sandstrom (RW)	407	173	207	380	563
22. Brad Park (D)	465	95	283	378	738
23. Andy Hebenton (RW)	560	177	191	368	80
24. Bryan Hextall Sr. (RW)	449	187	180	367	227
25. Bill Cook (RW)	475	228	138	366	386
26. Bill Fairbairn (RW)	536	138	224	362	161
27. Phil Watson (RW)	547	128	233	361	491
28. Derek Stepan (C)	515	128	232	360	130
29. Mats Zuccarello (RW)	509	113	239	352	215
30. Petr Nedved (C)	478	149	202	351	312
31. Harry Howell (D)	1,160	82	263	345	1,147
32. Bob Nevin (RW)	505	168	174	342	105
33. Ron Duguay (C)	499	164	176	340	370
34. Lynn Patrick (C)	455	145	191	336	240
35. Alex Kovalev (RW)	492	142	188	330	533
36. Phil Goyette (C)	396	98	231	329	49
37. Don Raleigh (C)	535	101	219	320	96
38. Jaromir Jagr (RW)	277	124	195	319	220
39. Mark Pavelich (C)	341	133	185	318	326
40. Pete Stemkowski (C)	496	113	204	317	379
41. Reijo Ruotsalainen (D)	389	99	217	316	154
42. Mike Rogers (C)	316	117	191	308	142
<b>43. Adam Fox (D)</b>	<b>357</b>	<b>53</b>	<b>255</b>	<b>308</b>	<b>142</b>
44. Kelly Kisio (C)	336	110	195	305	415
45. Jim Neilson (D)	811	60	238	298	763
46. Fred Cook (LW)	433	154	141	295	450
47. Dave Maloney (D)	605	70	225	295	1,113
48. Mike Gartner (RW)	322	173	113	286	231
49. Cecil Dillon (RW)	409	160	121	281	100
50. Edgar Laprade (C)	500	108	172	280	42

**Bold Italic = Active**

## ALL-TIME LEADERS

### GAMES PLAYED

PLAYER	TOTAL
Harry Howell	1,160
Brian Leetch	1,129
Rod Gilbert	1,065
Ron Greschner	981
Walt Tkaczuk	945
Marc Staal	892
Jean Ratelle	861
Vic Hadfield	841
<b>Chris Kreider</b>	<b>815</b>
Jim Neilson	811
Dan Girardi	788

### GOALS

Rod Gilbert	406
Jean Ratelle	336
<b>Chris Kreider</b>	<b>304</b>
Adam Graves	280
Andy Bathgate	272
Vic Hadfield	262
Camille Henry	256
Mark Messier	250
Steve Vickers	246
Brian Leetch	240
<b>Mika Zibanejad</b>	<b>230</b>
Bill Cook	228
Walt Tkaczuk	227

### ASSISTS

Brian Leetch	741
Rod Gilbert	615
Jean Ratelle	481
Andy Bathgate	457
Walt Tkaczuk	451
Mark Messier	441
Ron Greschner	431
James Patrick	363
Steve Vickers	340
<b>Artemi Panarin</b>	<b>312</b>
Vic Hadfield	310
Don Maloney	307

### PENALTY MINUTES

Ron Greschner	1,226
Jeff Beukeboom	1,157
Harry Howell	1,147
Dave Maloney	1,113
Vic Hadfield	1,041
Nick Fotiu	970
Lou Fontinato	940
Ivan Johnson	826
Adam Graves	810
Barry Beck	775
Jim Neilson	763
Don Maloney	739

### GOALS BY A DEFENSEMAN

Brian Leetch	240
Ron Greschner	179
James Patrick	104
Reijo Ruotsalainen	99
Brad Park	95
Harry Howell	82
Dave Maloney	70
Barry Beck	66
Jim Neilson	60
Bill Gadsby	58
Carol Vadnais	56
Ott Heller	54

### ASSISTS BY A DEFENSEMAN

PLAYER	TOTAL
Brian Leetch	741
Ron Greschner	431
James Patrick	363
Brad Park	283
Harry Howell	263
<b>Adam Fox</b>	<b>255</b>
Jim Neilson	238
Dave Maloney	225
Reijo Ruotsalainen	217
Bill Gadsby	212
Rod Seiling	198

### POINTS BY A DEFENSEMAN

Brian Leetch	981
Ron Greschner	610
James Patrick	467
Brad Park	378
Harry Howell	345
Reijo Ruotsalainen	316
<b>Adam Fox</b>	<b>308</b>
Jim Neilson	298
Dave Maloney	295
Bill Gadsby	270
Rod Seiling	248
Carol Vadnais	246

### WINS

Henrik Lundqvist	459
Mike Richter	301
Ed Giacomin	267
Gump Worsley	204
John Vanbiesbrouck	200
Dave Kerr	157
<b>Igor Shesterkin</b>	<b>135</b>
Chuck Rayner	123
Gilles Villemure	98

### SHUTOUTS

Henrik Lundqvist	64
Ed Giacomin	49
Dave Kerr	40
John Ross Roach	30
Mike Richter	24
Gump Worsley	24
Chuck Rayner	24
Lorne Chabot	21

### APPEARANCES

Henrik Lundqvist	887
Mike Richter	666
Gump Worsley	581
Ed Giacomin	539
John Vanbiesbrouck	449
Chuck Rayner	377
Dave Kerr	324

### SAVES (FIRST TRACKED IN 1955-56)

Henrik Lundqvist	23,509
Mike Richter	17,379
Gump Worsley	14,709
Ed Giacomin	13,692
John Vanbiesbrouck	11,733
<b>Igor Shesterkin</b>	<b>5,856</b>
John Davidson	5,638
Gilles Villemure	4,316
Glen Hanlon	3,728
Alexandar Georgiev	3,405

## SINGLE-SEASON LEADERS

GOALS		
PLAYER	YEAR	TOTAL
Jaromir Jagr	2005-06	54
Chris Kreider	2021-22	52
Adam Graves	1993-94	52
Vic Hadfield	1971-72	50
Artemi Panarin	2023-24	49
Mike Gartner	1990-91	49
Pierre Larouche	1983-84	48
Mark Messier	1995-96	47
Jean Ratelle	1971-72	46
Mike Gartner	1992-93	45
Rod Gilbert	1971-72	43
John Ogrodnick	1989-90	43

ASSISTS		
PLAYER	YEAR	TOTAL
Brian Leetch	1991-92	80
Sergei Zubov	1993-94	77
Artemi Panarin	2021-22	74
Brian Leetch	1990-91	72
Mark Messier	1991-92	72
Wayne Gretzky	1996-97	72
Artemi Panarin	2023-24	71
Brian Leetch	1995-96	70
Jaromir Jagr	2005-06	69
Wayne Gretzky	1997-98	67
Mark Messier	1992-93	66
Jaromir Jagr	2006-07	66
Mike Rogers	1981-82	65

POINTS		
PLAYER	YEAR	TOTAL
Jaromir Jagr	2005-06	123
Artemi Panarin	2023-24	120
Jean Ratelle	1971-72	109
Mark Messier	1991-92	107
Vic Hadfield	1971-72	106
Mike Rogers	1981-82	103
Brian Leetch	1991-92	102
Mark Messier	1995-96	99
Rod Gilbert	1971-72	97
Rod Gilbert	1974-75	97
Wayne Gretzky	1996-97	97
Artemi Panarin	2021-22	96
Jaromir Jagr	2006-07	96
Artemi Panarin	2019-20	95
Jean Ratelle	1972-73	94
Artemi Panarin	2022-23	92

PENALTY MINUTES		
PLAYER	YEAR	TOTAL
Troy Mallette	1989-90	305
Kris King	1989-90	286
Troy Mallette	1990-91	252
Tie Domi	1991-92	246
Barry Beck	1980-81	231
Michel Petit	1987-88	227
Chris Simon	2003-04	225
Kris King	1991-92	224
Jeff Beukeboom	1995-96	220
Theoren Fleury	2001-02	216

POWER PLAY GOALS		
PLAYER	YEAR	TOTAL
Chris Kreider	2021-22	26
Jaromir Jagr	2005-06	24
Vic Hadfield	1971-72	23
Marcel Dionne	1987-88	22
Mike Gartner	1990-91	22
Phil Esposito	1977-78	21
Mika Zibanejad	2022-23	20
Adam Graves	1993-94	20
Camille Henry	1953-54	20
Camille Henry	1957-58	19
Pierre Larouche	1983-84	19
John Ogrodnick	1989-90	19

SHORTHANDED GOALS		
PLAYER	YEAR	TOTAL
Theoren Fleury	2000-01	7
Cecil Dillon	1934-35	6
Don Maloney	1980-81	5
Mike Rogers	1982-83	5
Mike Gartner	1993-94	5
Mark Messier	1996-97	5
Brandon Prust	2010-11	5

GOALS BY A ROOKIE		
PLAYER	YEAR	TOTAL
Tony Granato	1988-89	36
Tony Amonte	1991-92	35
Mark Pavelich	1981-82	33
Bill Cook	1926-27	33
Don Murdoch	1976-77	32
Darren Turcotte	1989-90	32
Petr Prucha	2005-06	30
Steve Vickers	1972-73	30
Tomas Sandstrom	1984-85	29
Ulf Dahlen	1987-88	29

ASSISTS BY A ROOKIE		
PLAYER	YEAR	TOTAL
Brian Leetch	1988-89	48
Mark Pavelich	1981-82	43
Mike Ridley	1985-86	43
Mike Allison	1980-81	38
Reijo Ruotsalainen	1981-82	38
Ron Greschner	1974-75	37
Darren Turcotte	1989-90	34
Tony Amonte	1991-92	34
Brady Skjei	2016-17	34
Adam Fox	2019-20	34

POINTS BY A ROOKIE		
PLAYER	YEAR	TOTAL
Mark Pavelich	1981-82	76
Brian Leetch	1988-89	71
Tony Amonte	1991-92	69
Darren Turcotte	1989-90	66
Mike Ridley	1985-86	65
Mike Allison	1980-81	64
Tony Granato	1988-89	63
Tomas Sandstrom	1984-85	58
Reijo Ruotsalainen	1981-82	56
Don Murdoch	1976-77	56
Bill Fairbairn	1969-70	56

GOALS BY A DEFENSEMAN		
PLAYER	YEAR	TOTAL
Reijo Ruotsalainen	1984-85	28
Ron Greschner	1980-81	27
Brad Park	1973-74	25
Brad Park	1971-72	24
Ron Greschner	1977-78	24
Brian Leetch	1988-89	23
Brian Leetch	1993-94	23
Brian Leetch	1991-92	22
Ron Greschner	1979-80	21
Brian Leetch	2000-01	21

POINTS BY A DEFENSEMAN		
PLAYER	YEAR	TOTAL
Brian Leetch	1991-92	102
Sergei Zubov	1993-94	89
Brian Leetch	1990-91	88
Brian Leetch	1995-96	85
Brad Park	1973-74	82
Brian Leetch	1993-94	79
Brian Leetch	2000-01	79
Brian Leetch	1996-97	78
Adam Fox	2021-22	74
Brad Park	1971-72	73
Reijo Ruotsalainen	1984-85	73
Adam Fox	2023-24	73
Adam Fox	2022-23	72

WINS		
PLAYER	YEAR	TOTAL
Mike Richter	1993-94	42
Henrik Lundqvist	2011-12	39
Henrik Lundqvist	2008-09	38
Ed Giacomin	1968-69	38
Igor Shesterkin	2022-23	37
Henrik Lundqvist	2006-07	37
Henrik Lundqvist	2007-08	37
Igor Shesterkin	2023-24	36
Igor Shesterkin	2021-22	36
Ed Giacomin	1967-68	36
Henrik Lundqvist	2010-11	36
Henrik Lundqvist	2009-10	35
Ed Giacomin	1969-70	35
Henrik Lundqvist	2015-16	35

SHUTOUTS		
PLAYER	YEAR	TOTAL
John Ross Roach	1928-29	13
Lorne Chabot	1927-28	11
Henrik Lundqvist	2010-11	11
Henrik Lundqvist	2007-08	10
Lorne Chabot	1926-27	10
John Ross Roach	1931-32	9
Ed Giacomin	1966-67	9
Henrik Lundqvist	2011-12	8
Dave Kerr	1935-36	8
Dave Kerr	1937-38	8
Dave Kerr	1939-40	8
Ed Giacomin	1967-68	8
Ed Giacomin	1970-71	8

APPEARANCES		
PLAYER	YEAR	TOTAL
Henrik Lundqvist	2009-10	73
Henrik Lundqvist	2007-08	72
Mike Richter	1997-98	72
Johnny Bower	1953-54	70
Gump Worsley	1955-56	70
Ed Giacomin	1968-69	70
Ed Giacomin	1969-70	70
Henrik Lundqvist	2006-07	70
Henrik Lundqvist	2008-09	70

## ALL-TIME SCORING STREAKS

### LONGEST ALL-TIME POINT SCORING STREAKS

GAMES	PLAYER	DATE	TOTALS
17	Brian Leetch	Nov. 23 to Dec. 31, 1991	5 goals, 24 assists
16	Mike Rogers	Feb. 14 to Mar. 20, 1982	10 goals, 18 assists
15	Artemi Panarin	Oct. 12 to Nov. 18, 2023	10 goals, 16 assists
15	Wayne Gretzky	Oct. 6 to Nov. 4, 1996	7 goals, 15 assists
15	Mark Messier	Feb. 5 to Mar. 7, 1992	7 goals, 17 assists
15	Walt Poddubny	Jan. 11 to Feb. 17, 1987	12 goals, 8 assists
14	Carey Wilson	Dec. 26, 1988 to Jan. 26, 1989	7 goals, 17 assists
14	Rod Gilbert	Oct. 7 to Nov. 8, 1972	11 goals, 12 assists
14	Theoren Fleury	Dec. 2 to Dec. 31, 2000	6 goals, 15 assists
14	Brian Leetch	Oct. 7 to Nov. 4, 1991	4 goals, 16 assists
14	Reijo Ruotsalainen	Feb. 5 to Mar. 7, 1985	9 goals, 11 assists
14	Brian Leetch	Oct. 30 to Dec. 1, 1996	6 goals, 14 assists
13	Scott Gomez	Dec. 6, 2007 to Jan. 2, 2008	4 goals, 15 assists
13	Jean Ratelle	Feb. 3 to Feb. 27, 1972	16 goals, 12 assists
13	Jean Ratelle	Mar. 5 to Mar. 30, 1969	12 goals, 10 assists
13	Walt Tkaczuk	Dec. 28, 1969 to Jan. 28, 1970	9 goals, 12 assists
13	Andy Bathgate	Dec. 9, 1962 to Jan. 5, 1963	12 goals, 7 assists
13	Rod Gilbert	Nov. 8 to Dec. 5, 1968	5 goals, 12 assists
13	Artemi Panarin	Feb. 7 to Mar. 1, 2020	5 goals, 14 assists

### LONGEST ALL-TIME GOAL SCORING STREAKS

GAMES	PLAYER	DATE	TOTALS
10	Andy Bathgate	Dec. 15, 1962 to Jan. 5, 1963	11 goals
8	Jean Ratelle	Feb. 12 to Feb. 23, 1972	13 goals
8	Jean Ratelle	Feb. 15 to Mar. 4, 1973	10 goals
7	Frank Boucher	Jan. 18 to Feb. 4, 1930	8 goals
7	Cecil Dillon	Jan. 20 to Feb. 3, 1935	8 goals
7	Andy Bathgate	Nov. 8 to Nov. 23, 1958	9 goals
7	Rod Gilbert	Jan. 9 to Jan. 23, 1964	7 goals
7	Rod Gilbert	Jan. 25 to Feb. 7, 1976	12 goals
7	Eddie Johnstone	Mar. 14 to Mar. 28, 1982	8 goals
7	Pierre Larouche	Feb. 5 to Feb. 24, 1986	10 goals
7	Mike Gartner	Mar. 12 to Mar. 27, 1990	8 goals
7	Mike Gartner	Jan. 30 to Feb. 13, 1991	7 goals

### LONGEST ALL-TIME ASSIST STREAKS

GAMES	PLAYER	DATE	TOTALS
15	Brian Leetch	Nov. 29 to Dec. 31, 1991	23 assists
10	Rod Gilbert	Mar. 5 to Mar. 26, 1969	14 assists
10	Ryan Strome	Mar. 15 to Apr. 1, 2021	14 assists
9	Artemi Panarin	Oct. 24 to Nov. 12, 2023	12 assists
9	Brian Leetch	Jan. 3 to Jan. 31, 1996	9 assists
9	Brian Leetch	Oct. 16 to Nov. 4, 1991	13 assists
9	Darren Turcotte	Oct. 8 to Oct. 25, 1990	11 assists
9	Jean Ratelle	Oct. 25 to Nov. 15, 1972	12 assists
9	Andy Bathgate	Dec. 18, 1955 to Jan. 11, 1956	12 assists
8	Wayne Gretzky	Jan. 20 to Feb. 4, 1998	9 assists
8	Theoren Fleury	Nov. 7 to Nov. 26, 1999	10 assists
8	Brian Leetch	Nov. 29 to Dec. 11, 1995	9 assists
8	Mark Messier	Apr. 12 to Apr. 26, 1995	19 assists
8	Don Maloney	Mar. 8 to Mar. 24, 1982	12 assists
8	Mark Messier	Feb. 12 to Feb. 27, 1993	11 assists
8	Lynn Patrick	Jan. 1 to Jan. 21, 1943	11 assists
8	Mike Rogers	Mar. 4 to Mar. 20, 1982	10 assists
8	Babe Pratt	Jan. 6 to Feb. 1, 1942	11 assists
8	Rod Gilbert	Nov. 22 to Dec. 10, 1969	10 assists
8	Steve Vickers	Nov. 22 to Dec. 9, 1978	9 assists
8	Ryan McDonagh	Oct. 17 to Nov. 1, 2016	9 assists
8	Tony DeAngelo	Feb. 12 to Feb. 27, 2019	9 assists



## ALL-TIME REGULAR SEASON COACHING LEADERS

GAMES COACHED	
Emile Francis	654
Lester Patrick	604
Frank Boucher	527
Alain Vigneault	410
Tom Renney	327
John Tortorella	319
Phil Watson	295
Herb Brooks	285
Roger Neilson	280
Colin Campbell	269
David Quinn	208
Red Sullivan	196
John Muckler	185
Fred Shero	180
Gerard Gallant	164
Ron Low	164
Michel Bergeron	158
Muzz Patrick	136
Alf Pike	123
John Ferguson	121
Bill Cook	117
Lynn Patrick	107
Ted Sator	99
Craig Patrick	95
Neil Colville	93
Glen Sather	90
Mike Keenan	84
Peter Laviolette	82
Jean-Guy Talbot	80
Doug Harvey	70
Bryan Trottier	54
Phil Esposito	45
Ron Smith	44
Bernie Geoffrion	43
Larry Popein	41
Ron Stewart	39
Tom Webster	16

WINS	
Emile Francis	342
Lester Patrick	281
Alain Vigneault	226
Frank Boucher	181
John Tortorella	171
Tom Renney	164
Roger Neilson	141
Herb Brooks	131
Phil Watson	119
Colin Campbell	118
Gerard Gallant	99
David Quinn	96
Fred Shero	82
Michel Bergeron	73
John Muckler	70
Ron Low	69
Red Sullivan	58
Peter Laviolette	55
Mike Keenan	52
Muzz Patrick	43
John Ferguson	43
Ted Sator	41
Lynn Patrick	40
Craig Patrick	37
Alf Pike	36
Bill Cook	34
Glen Sather	33
Jean-Guy Talbot	30
Doug Harvey	26
Neil Colville	26
Phil Esposito	24
Bernie Geoffrion	22
Bryan Trottier	21
Larry Popein	18
Ron Stewart	15
Ron Smith	15
Tom Webster	5

\*Wayne Cashman and Ed Giacomin shared head coaching duties for two games during the 1986-87 season.

POINTS PERCENTAGE (minimum 100 games coached)	
Gerard Gallant	.662
Emile Francis	.602
Alain Vigneault	.596
John Tortorella	.583
Tom Renney	.572
Roger Neilson	.566
Lester Patrick	.554
Herb Brooks	.532
Fred Shero	.522
David Quinn	.522
Michel Bergeron	.519
Colin Campbell	.519
Phil Watson	.492
Ron Low	.463
John Muckler	.451
Lynn Patrick	.449
John Ferguson	.434
Frank Boucher	.422
Muzz Patrick	.415
Bill Cook	.393
Red Sullivan	.385
Alf Pike	.378



# ALL-TIME REGULAR SEASON RECORDS

## TEAM RECORDS: STREAKS

**LONGEST WINNING STREAK:** 10 (three times) last - 2023-24. Began 1/27. Ended 2/24

**LONGEST HOME WINNING STREAK:** 14 1939-40. Began 12/19 with 5-2 victory over Montreal. Ended 2/29 when defeated by Chicago, 2-1.

**LONGEST ROAD WINNING STREAK:** 9 2019-20. Began 1/16 with a 3-2 victory over NY Islanders. Ended 2/28 when defeated by Philadelphia, 5-2.

**LONGEST WINNING STREAK AT START OF SEASON:** 5 (twice) last - 2008-09. Began 10/4 with 2-1 victory over Tampa Bay. Ended 10/15 when defeated by Buffalo, 3-1.

**LONGEST HOME WINNING STREAK AT START OF SEASON:** 8 1990-91. Began 10/8 with 6-3 victory over Minnesota. Ended 11/2 when defeated by Islanders, 3-2.

**LONGEST ROAD WINNING STREAK AT START OF SEASON:** 4 1931-32. Began 11/2 with 4-1 victory over Montreal. Ended 12/3 with 1-1 tie against Detroit.

**LONGEST WINNING STREAK VS. A SINGLE TEAM:** 15 Began 1/24/29 with 3-1 victory over Pittsburgh. Ended 2/22/31 with 6-1 victory over Philadelphia. (Pittsburgh moved to Philadelphia prior to the 1930-31 season and subsequently folded following that season).

**LONGEST HOME WINNING STREAK VS. A SINGLE TEAM:** 16 Began 1/5/11 with a 2-1 victory over Carolina. Ended 2/8/19 when defeated by Carolina, 3-0.

**LONGEST ROAD WINNING STREAK VS. A SINGLE TEAM:** 8 (twice) last - Began 3/20/73 with a 6-1 victory over Minnesota. Ended 2/28/76 when defeated by Minnesota, 5-3.

**LONGEST UNDEFEATED STREAK:** 19 1939-40. (14-0-5-0) Began 11/23 with 1-1 tie against Montreal. Ended 1/14 when defeated by Chicago, 2-1. (Rangers then won next five games for overall stretch of 24 victories or ties in 25 games).

**LONGEST HOME UNDEFEATED STREAK:** 26 (19-0-7-0) Began 3/29/70, with a 4-1 victory over Montreal. Ended 2/3/71, when defeated by Chicago, 4-2. (The streak covered the final two games of the 1969-70 season and the first 24 games of the 1970-71 season).

**LONGEST ROAD UNDEFEATED STREAK:** 11 1939-40. (6-0-5-0) Began 11/5 with 1-1 tie against Detroit. Ended 1/14 when defeated by Chicago, 2-1.

**LONGEST UNDEFEATED STREAK AT START OF SEASON:** 5 (three times) last - 2008-09. Began 10/4 with 2-1 victory over Tampa Bay. Ended 10/15 when defeated by Buffalo, 3-1.

**LONGEST HOME UNDEFEATED STREAK AT START OF SEASON:** 24 (17-0-7-0) Began 10/14/70 with 3-0 victory over Buffalo. Ended 2/3/71 when defeated by Chicago, 4-2.

**LONGEST ROAD UNDEFEATED STREAK AT START OF SEASON:** 11 (6-0-5-0) Began 11/5/39 with 1-1 tie at Detroit. Ended 1/14/40 when defeated by Chicago, 2-1.

**LONGEST UNDEFEATED STREAK VS. A SINGLE TEAM:** 20 (15-0-5-0) Began 2/8/70 with 5-1 victory over Los Angeles. Ended 11/1/73 when defeated at Los Angeles, 2-1.

**LONGEST HOME UNDEFEATED STREAK VS. A SINGLE TEAM:** 30 (27-0-3-0) Began 2/8/69 with 2-0 victory over St. Louis. Ended 10/15/80 when defeated by St. Louis, 2-1.

**LONGEST ROAD UNDEFEATED STREAK VS. A SINGLE TEAM:** 17 (11-0-6-0) Began 2/25/55 with 2-2 tie at Chicago. Ended 11/3/57 with a 3-2 victory at Chicago.

**LONGEST TIE STREAK:** 4 (twice) last - 1997-98. Began 10/3 with 2-2 tie against Islanders. Ended 10/11 with 6-3 victory at Vancouver.

**LONGEST HOME TIE STREAK:** 3 1969-70. Began 11/29 with 2-2 tie against Philadelphia. Ended 12/7 with 6-3 victory over Montreal.

**LONGEST ROAD TIE STREAK:** 3 1929-30. Began 3/1 with 3-3 tie at Toronto. Ended 3/8 when defeated at Montreal, 6-0.

**LONGEST TIE STREAK VS. A SINGLE TEAM:** 7 Began 2/9/69 with 3-3 tie against Philadelphia. Ended 11/25/70 when defeated at Philadelphia, 3-1.

During the 2005-06 season, the NHL instituted the shootout to follow a scoreless five-minute overtime to eliminate ties.

The winning team in the shootout gains two points and a win in the standings, while the losing team receives one point, recorded as an "OT" in the standings.

## ALL-TIME REGULAR SEASON RECORDS

### TEAM RECORDS: STREAKS (CONT'D)

**LONGEST LOSING STREAK:** 11 1943-44. Began 10/30 when defeated by Toronto, 5-2. Ended 11/28 with 2-2 tie against Montreal.

**LONGEST HOME LOSING STREAK:** 7 (twice) last - 1992-93. Began 3/24 when defeated by Philadelphia, 5-4, and continued through end of regular season when defeated by Washington, 2-0, on 4/14.

**LONGEST ROAD LOSING STREAK:** 10 (twice) last - 1960-61. Began 2/8 when defeated by Toronto, 5-3 and continued through the end of the 1960-61 season.

**LONGEST LOSING STREAK AT START OF SEASON:** 11 1943-44. Began 10/30 when defeated by Toronto, 5-2. Ended 11/28 with 2-2 tie against Montreal.

**LONGEST HOME LOSING STREAK AT START OF SEASON:** 5 1943-44. Began 11/6 when defeated by Chicago, 4-3. Ended 11/28 with 2-2 tie against Montreal.

**LONGEST ROAD LOSING STREAK AT START OF SEASON:** 10 1943-44. Began 10/30 when defeated by Toronto, 5-2. Ended 12/25 with 5-3 victory over Toronto.

**LONGEST LOSING STREAK VS. A SINGLE TEAM:** 12 Began 12/17/44 when defeated by Montreal Canadiens, 4-1. Ended 12/31/45 with 0-0 tie against Montreal Canadiens.

**LONGEST HOME LOSING STREAK VS. A SINGLE TEAM:** 11 Began 1/9/44 when defeated by Montreal Canadiens, 6-5. Ended 12/31/45 with 0-0 tie against Montreal Canadiens.

**LONGEST ROAD LOSING STREAK VS. A SINGLE TEAM:** 21 Began 2/6/54 when defeated by Montreal Canadiens, 4-3. Ended 2/16/57 with 2-1 victory at Montreal Canadiens.

**LONGEST WINLESS STREAK:** 21 1943-44 (0-17-4-0) Began 1/23 when defeated by Detroit, 15-0 and continued through the end of the 1943-44 season.

**LONGEST HOME WINLESS STREAK:** 10 1943-44(0-7-3-0). Began 1/30 when defeated by Montreal, 5-3 and continued through the end of the 1943-44 season.

**LONGEST ROAD WINLESS STREAK:** 16 1952-53(0-12-4-0). Began 10/9 when defeated by Detroit, 5-3. Ended 12/25 with 2-1 victory over Boston.

**LONGEST WINLESS STREAK AT START OF SEASON:** 15 1943-44 (0-14-1-0). Began 10/30 when defeated by Toronto, 5-2. Ended 12/12 with 6-4 victory over Boston.

**LONGEST HOME WINLESS STREAK AT START OF SEASON:** 6 (twice) last - 1950-51. (0-3-3-0) Began 10/25 with 1-1 tie against Boston. Ended 11/22 with 3-2 victory over Montreal Canadiens.

**LONGEST ROAD WINLESS STREAK AT START OF SEASON:** 16 1952-53. (0-12-4-0) Began 10/9 when defeated by Detroit, 5-3. Ended 12/25 with 2-1 victory over Boston.

**LONGEST WINLESS STREAK VS. A SINGLE TEAM:** 23 (0-15-8-0). Began 2/17/97 with 2-2 tie against New Jersey. Ended 3/31/01 with a 4-3 victory at New Jersey.

**LONGEST HOME WINLESS STREAK VS. A SINGLE TEAM:** 15 (0-14-1-0). Began 3/4/43 when defeated by Montreal Canadiens, 7-2. Ended 3/17/46 with 8-5 victory over Montreal Canadiens.

**LONGEST ROAD WINLESS STREAK VS. A SINGLE TEAM:** 26 (0-22-4-0). Began 3/18/50 when defeated at Montreal Canadiens, 5-3. Ended 1/30/54 with 2-1 victory at Montreal Canadiens.

**LONGEST SHUTOUT STREAK:** 4 1927-28. Rangers were not scored upon for a total of 297 minutes and 42 seconds. Defeated Pittsburgh, 3-0; Chicago, 1-0; tied Detroit, 0-0 (10 minute overtime); defeated Toronto, 1-0. Streak started on 2/23 and ran until 2/28.

**LONGEST SHUTOUTS AGAINST STREAK:** 4 1927-28. Rangers failed to score for 341 minutes and 42 seconds. Tied by Ottawa, 0-0 (twice); defeated by Chicago, 3-0; defeated by Boston, 2-0. Streak ran 2/7 to 2/19.

**LONGEST NON-SHUTOUT STREAK:** 236 games. Began 12/20/89 with a 2-2 tie with Buffalo. Ended 12/15/92 when defeated by Calgary, 3-0 (Vernon).

### TEAM RECORDS: SEASON

**MOST VICTORIES:** 55 - 2023-24 (82 games). Home: 30 - 2023-24 (41 games). Road: 28 - 2014-15 (41 games).

**MOST LOSSES:** 44 1984-85 (80-game schedule). 39 1943-44 (50-game schedule). Home: 21 2003-04 (41 games), 17 1943-44 (25 games), 19 1964-65 (35 games). Road: 26 1975-76 (40 games), 26 1984-85 (40 games), 25 1963-64 (35 games), 25 1965-66 (35 games).

**MOST TIES (Minimum 70-game schedule):** 21 1950-51 (70-game schedule). Home: 13 1954-55 (35 games). Road: 11, 1950-51 (35 games).

**MOST OVERTIME LOSSES (Since 1999-00):** 14 2018-19. Home: 9 2018-19. Road: 10 2007-08.

**MOST POINTS:** 114 - 2023-24 (82 games). Home: 67 1970-71 (39 games). Road: 58 2014-15 (41 games).

**MOST GOALS:** 321 1991-92. Home: 186 1982-83 (40 games). Road: 155 1978-79, 1986-87 (40 games).

**MOST ASSISTS:** 540 1988-89.

**MOST SCORING POINTS (Goals and Assists):** 855 1978-79.

**MOST PENALTY MINUTES:** 2,021 1989-90.

## ALL-TIME REGULAR SEASON RECORDS

### TEAM RECORDS: SEASON (CONT'D)

**MOST POWER PLAY GOALS:** 111 1987-88.  
**MOST SHORTHANDED GOALS:** 20 1993-94.  
**MOST GOALS AGAINST:** 345 1984-85 (80-game schedule). Home: 156 1986-87 (40 games). Road: 197 1975-76 (40 games).  
**MOST POWER PLAY GOALS ALLOWED:** 89 1995-96.  
**MOST SHORTHANDED GOALS ALLOWED:** 18 1992-93.  
**MOST SHUTOUTS:** 13 1928-29 (44-game schedule). Home: 8 1928-29 (22 games), 2007-08 (41 games). Road: 7 1926-27 (22 games).  
**MOST TIMES SHUT OUT:** 10 1928-29 (44-game schedule). Home: 5 1930-31 (22 games), 1938-39 (24 games), 1964-65 (35 games), 2014-15 (41 games). Road: 8 1953-54 (35 games).  
**MOST 20-GOAL SCORERS:** 8 (four times) last - 1993-94.  
**MOST 30-GOAL SCORERS:** 5 1991-92.  
**MOST 40-GOAL SCORERS:** 3 1971-72.  
**MOST HAT TRICKS:** 10 1986-87.  
**MOST PLAYERS USED:** 50 2003-04.  
**MOST ROOKIES USED:** 20 1943-44.  
**FEWEST VICTORIES:** 6 1943-44 (50-game schedule). Home: 4 1943-44 (25 games). Road: 2 1943-44 (25 games).  
**FEWEST VICTORIES (Minimum 70-game schedule):** 17 1952-53, 1954-55, 1959-60. Home: 8 1964-65 (35 games). Road: 6 1950-51, 1952-53, 1965-66 (35 games).  
**FEWEST LOSSES:** 11 1939-40 (48-game schedule). Home: 2 1970-71 (39 games). Road: 7 1928-29 (22 games), 1930-31 (22 games), 1939-40 (24 games).  
**FEWEST LOSSES (Minimum 70-game schedule):** 17 1971-72. Home: 2 1970-71 (39 games). Road: 10 1957-58 (35 games).  
**FEWEST TIES (Minimum 70-game schedule):** 4 2001-02 (82-game schedule). Home: 1 1983-84 (40 games). Road: 1 1975-76, 1991-92 (40 games).  
**FEWEST OVERTIME LOSSES (Since 1999-00):** 1 2000-01. Home: 1 1999-00, 2000-01, 2001-02. Road: 0 2000-01.  
**FEWEST POINTS:** 17 1943-44 (50-game schedule). Home: 12 1943-44 (25 games). Road: 5 1943-44 (25 games).  
**FEWEST POINTS (Minimum 70-game schedule):** 47 1965-66. Home: 24 1964-65 (35 games). Road: 16 1965-66 (35 games).  
**FEWEST GOALS:** 72 1928-29 (44-game schedule). Home: 32 1928-29 (22 games). Road: 40 1928-29 (22 games).  
**FEWEST GOALS (Minimum 70-game schedule):** 150 1954-55. Home: 86 1954-55 (35 games). Road: 63 1952-53 (35 games).  
**FEWEST ASSISTS:** 47 1927-28 (44-game schedule).  
**FEWEST SCORING POINTS:** 141 1927-28 (44-game schedule).  
**FEWEST PENALTY MINUTES:** 253 1943-44 (50-game schedule).  
**FEWEST GOALS AGAINST:** 65 1928-29 (44-game schedule). Home: 21 1928-29 (22 games). Road: 41 1926-27 (22 games).  
**FEWEST GOALS AGAINST (Minimum 70-game schedule):** 177 1970-71 (78 games). Home: 71 1970-71 (39 games). Road: 91 1957-58 (35 games).  
**FEWEST SHUTOUTS:** 0 (many times) last - 2000-01.  
**FEWEST TIMES SHUT OUT:** 0 (many times) last - 2019-20.

### TEAM RECORDS: GAME

**GREATEST WINNING MARGIN:** 11 Defeated California, 12-1, at Madison Square Garden on 11/21/71.  
**GREATEST WINNING MARGIN, Home:** 11 Defeated California, 12-1, at Madison Square Garden on 11/21/71.  
**GREATEST WINNING MARGIN, Road:** 9 Defeated New Jersey, 11-2, at New Jersey on 10/25/84.  
**GREATEST LOSING MARGIN:** 15 Defeated by Detroit, 15-0, at Detroit on 1/23/44.  
**GREATEST LOSING MARGIN, Home:** 10 Defeated by Boston, 13-3, at Madison Square Garden on 1/2/44.  
**GREATEST LOSING MARGIN, Road:** 15 Defeated by Detroit, 15-0, at Detroit on 1/23/44.  
**HIGHEST TIE SCORE:** 7-7 Tied Minnesota, at Minnesota on 3/19/78. Tied Quebec, at Madison Square Garden on 3/22/81.  
**MOST GOALS:** 12 Defeated California, 12-1, at Madison Square Garden on 11/21/71.  
**MOST GOALS, Home:** 12 Defeated California, 12-1, at Madison Square Garden on 11/21/71.  
**MOST GOALS, Road:** 11 (many times) last - Defeated Pittsburgh, 11-3, at Pittsburgh on 11/25/92.  
**MOST GOALS, Rangers and Opponents:** 19 Defeated by Boston, 10-9, at Boston on 3/4/44.  
**MOST ASSISTS:** 23 Defeated California, 12-1, at Madison Square Garden on 11/21/71.

## ALL-TIME REGULAR SEASON RECORDS

### TEAM RECORDS: GAME (CONT'D)

**MOST POINTS:** 35 Defeated California, 12-1, at Madison Square Garden on 11/21/71. Rangers had 12 goals and 23 assists.

**MOST POINTS, RANGERS AND OPPONENTS:** 46 Defeated by Boston, 10-9, at Boston on 3/4/44. Boston had 10 goals, 15 assists; Rangers had 9 goals, 12 assists.

**MOST PENALTY MINUTES:** 134 vs. Pittsburgh, at Madison Square Garden on 10/30/88.

**MOST PENALTY MINUTES, RANGERS AND OPPONENTS:** 292 vs. Pittsburgh, at Madison Square Garden on 10/30/88. Pittsburgh had 158 penalty minutes, Rangers had 134 penalty minutes.

**MOST GOALS ALLOWED:** 15 Defeated by Detroit, 15-0, at Detroit on 1/23/44.

**MOST POWER PLAY GOALS:** 6 Defeated Quebec, 6-4, at Madison Square Garden on 10/13/93.

**MOST SHORTHANDED GOALS:** 3 (several times) - last, Defeated New Jersey, 6-2, at Madison Square Garden on 10/5/83.

**MOST ROOKIES USED, ONE GAME:** 11 (several times) - last, Defeated Chicago, 4-0, at Madison Square Garden on 3/25/27.

**FASTEST GOAL AT START OF GAME:** 0:09 (four times). Bun Cook, 1/23/27 vs. NY Americans; Jean Ratelle, 11/5/71 at California; Ron Duguay, 4/6/80 at Philadelphia; Jim Wiemer, 3/27/85, at Buffalo.

**FASTEST TWO GOALS:** 0:04 (twice). Martin St. Louis at 19:16 and Rick Nash at 19:20 of the second period, vs. San Jose on 10/19/14 at Madison Square Garden. Rangers won, 4-0.

**FASTEST TWO GOALS, BY RANGERS AND OPPONENTS:** 0:04. Rangers' Don Awrey at 17:19 of the third period and Boston's Wayne Cashman at 17:23 of the third period, on 4/2/78 at Boston. Boston won, 8-3. Chicago's Denis Savard at 19:23 of the third period and Rangers' Mark Pavelich at 19:27 of the third period, on 2/24/82 at Madison Square Garden. Rangers won, 6-4. Rangers' Martin St. Louis at 19:16 of the second period and Rangers' Rick Nash at 19:20 of the second period, on 10/19/14 at Madison Square Garden. Rangers won, 4-0.

**FASTEST THREE GOALS:** 0:28. Doug Sulliman at 7:52, Eddie Johnstone at 7:57 and Warren Miller at 8:20 of the first period, vs. Colorado on 1/14/80 at Madison Square Garden. Tie game, 6-6.

**FASTEST THREE GOALS, OPPONENTS:** 0:21. Chicago's Bill Mosienko scored all three goals at 6:09, 6:20 and 6:30 of the third period on 3/23/52 at Madison Square Garden. Chicago won, 7-6.

**FASTEST THREE GOALS, BY RANGERS AND OPPONENTS:** 0:15. Rangers' Mark Pavelich at 19:18, Rangers' Ron Greschner at 19:27, and Minnesota's Willi Plett at 19:33 of the second period on 2/10/83 at Minnesota. Minnesota won, 7-5.

**FASTEST FOUR GOALS:** 1:38. Mark Pavelich at 15:53, Mike Rogers at 16:18, Ron Greschner at 16:51 and Mike Rogers at 17:31 of the first period vs. Edmonton on 2/15/85 at Madison Square Garden. Rangers won, 8-7.

**FASTEST FOUR GOALS, OPPONENTS:** 1:20. Boston's Bill Thoms at 6:34, Frank Mario at 7:08 and 7:27, and Ken Smith at 7:54 of the second period on 1/21/45 at Boston. Boston won, 14-3.

**FASTEST FOUR GOALS, BY RANGERS AND OPPONENTS:** 1:01. Rangers' Doug Sulliman at 7:52, Rangers' Eddie Johnstone at 7:57, Rangers' Warren Miller at 8:20, and Colorado's Rob Ramage at 8:53 of the first period on 1/14/80 at Madison Square Garden. Tie game, 6-6.

**FASTEST FIVE GOALS:** 2:58. Carl Hagelin at 18:42 of the first period, Brad Richards at 19:39 of the first period, Ryane Clowe at 19:56 of the first period, Anton Stralman at 1:13 of the second period, and Brad Richards at 1:40 of the second period on 4/19/13 at Buffalo. Rangers won, 8-4.

**FASTEST FIVE GOALS, OPPONENTS:** 2:55. Boston's Bobby Schumatz at 19:13 of the first period, Ken Hodge at 0:18 of the second period, Phil Esposito at 0:43 of the second period, Don Marcotte at 0:58 of the second period, and John Bucyk at 2:08 of the second period on 12/19/74 at Boston. Boston won, 11-3.

**MOST SHOTS ON GOAL:** 65 vs. Detroit in a 9-5 win on 4/5/70.

**FEWEST SHOTS ON GOAL:** 9 at Detroit in a 2-0 loss on 12/11/55.

### TEAM RECORDS: PERIOD

**MOST GOALS:** 8 in the third period against California, at Madison Square Garden on 11/21/71. Rangers won, 12-1.

**MOST GOALS, RANGERS AND OPPONENTS:** 10 in the third period against the NY Americans, at Madison Square Garden

on 3/16/39 (Rangers were the road team). Rangers - 7 goals, Americans - 3 goals. Rangers won, 11-5.

**MOST ASSISTS:** 15 in the third period against California, at Madison Square Garden on 11/21/71.

Rangers won, 12-1.

**MOST POINTS:** 23 in the third period against California, at Madison Square Garden on 11/21/71.

Rangers- 8 goals and 15 assists.

Rangers won, 12-1.

**MOST PENALTY MINUTES:** 126 in the third period against Pittsburgh, at Madison Square Garden on 10/30/88.

**MOST PENALTY MINUTES, RANGERS AND OPPONENTS:** 272 in the third period against Pittsburgh, at Madison Square Garden on 10/30/88.

# ALL-TIME REGULAR SEASON RECORDS

## INDIVIDUAL RECORDS: CAREER

**MOST GOALS:** 406 Rod Gilbert.  
**MOST ASSISTS:** 741 Brian Leetch.  
**MOST POINTS:** 1,021 Rod Gilbert.  
**MOST PENALTY MINUTES:** 1,226 Ron Greschner.  
**MOST HAT TRICKS:** 9 Bill Cook.  
**MOST GAMES PLAYED:** 1,160 Harry Howell.  
**MOST SEASONS:** 18 Rod Gilbert, 1960-61 – 1977-78.  
**MOST CONSECUTIVE GAMES:** 560 Andy Hebenton. Including playoff games (22), Hebenton appeared in 582 consecutive games with the Rangers (1955-56 – 1962-63).  
**MOST 20-GOAL SEASONS:** 12 Rod Gilbert.  
**MOST 20-ASSIST SEASONS:** 14 Brian Leetch.  
**MOST 30-POINT SEASONS:** 15 Brian Leetch.  
**MOST 30-GOAL SEASONS:** 6 Jean Ratelle.

## INDIVIDUAL RECORDS: SEASON

**MOST GOALS:** 54 Jaromir Jagr, 2005-06.  
**MOST ASSISTS:** 80 Brian Leetch, 1991-92.  
**MOST POINTS:** 123 Jaromir Jagr, 2005-06.  
**MOST GOALS BY A CENTER:** 48 Pierre Larouche, 1983-84.  
**MOST ASSISTS BY A CENTER:** 72 (twice) Wayne Gretzky, 1996-97; Mark Messier, 1991-92.  
**MOST POINTS BY A CENTER:** 109 Jean Ratelle, 1971-72.  
**MOST GOALS BY A LEFT WING:** 52 (two times) Chris Kreider, 2021-22 and Adam Graves, 1993-94.  
**MOST ASSISTS BY A LEFT WING:** 74 Artemi Panarin, 2021-22.  
**MOST POINTS BY A LEFT WING:** 120 Artemi Panarin, 2023-24  
**MOST GOALS BY A RIGHT WING:** 54 Jaromir Jagr, 2005-06.  
**MOST ASSISTS BY A RIGHT WING:** 69 Jaromir Jagr, 2005-06.  
**MOST POINTS BY A RIGHT WING:** 123 Jaromir Jagr, 2005-06.  
**MOST PENALTIES:** 88 Michel Petit, 1987-88.  
**MOST PENALTY MINUTES:** 305 Troy Mallette, 1989-90.  
**MOST POWER PLAY GOALS:** 26 Chris Kreider, 2021-22.  
**MOST SHORTHANDED GOALS:** 7 Theoren Fleury, 2000-01.  
**MOST SHOTS ON GOAL:** 368 Jaromir Jagr, 2005-06.  
**HIGHEST SHOOTING PERCENTAGE:** 29.6 Steve Vickers, 1979-80 (29 goals on 98 shots).  
**MOST GAME-WINNING GOALS:** 11 Chris Kreider, 2021-22  
**MOST POINTS BY A LINE\*:** 302 Vic Hadfield (97)-Jean Ratelle (109)-Rod Gilbert (96) 1971-72.  
**MOST GOALS BY A LINE\*:** 133 Vic Hadfield (45)-Jean Ratelle (46)-Rod Gilbert (42) 1971-72.  
**MOST HAT TRICKS:** 4 Tomas Sandstrom, 1986-87.  
**MOST CONSECUTIVE HAT TRICKS:** 2 (twice). Steve Vickers scored hat tricks against Los Angeles on 11/12/72 and against Philadelphia on 11/15/72. Frank Boucher scored hat tricks against NY Americans on 3/18/28 and against Chicago on 3/21/28.  
**LONGEST CONSECUTIVE GOAL SCORING STREAK:** 10 Andy Bathgate. 12/15/62 to 1/5/63 (11 goals during streak).  
**LONGEST CONSECUTIVE ASSIST SCORING STREAK:** 15 Brian Leetch, 11/29/91 to 12/31/91 (23 assists during the streak).  
**LONGEST CONSECUTIVE POINT SCORING STREAK:** 17 Brian Leetch, 11/23/91 to 12/31/91 (five goals and 24 assists during the streak).  
**FASTEST TWO GOALS:** 0:08. Pierre Jarry scored at 11:03 and 11:11 of third period against California on 11/21/71 at Madison Square Garden. Don Maloney scored at 12:48 and 12:56 of third period against Philadelphia on 3/12/87 at Philadelphia.  
**FASTEST THREE GOALS:** 2:30. Don Maloney scored at 16:41, 18:37 and 19:11 of second period on 2/21/81 against Washington at Madison Square Garden.  
**FASTEST THREE ASSISTS:** 1:21. Don Raleigh tallied an assist at 5:23, 5:43 and 6:44 of first period on 11/16/47 against Montreal at Madison Square Garden.

\* These records computed on basis of having at least two members of line on ice at time of each goal.

## ALL-TIME REGULAR SEASON RECORDS

### INDIVIDUAL RECORDS: GAME

**MOST GOALS:** 5 (three times) Don Murdoch, at Minnesota on 10/12/76; Mark Pavelich, against Hartford, at Madison Square Garden on 2/23/83; Mika Zibanejad, against Washington, at Madison Square Garden on 3/5/20.

**MOST ASSISTS:** 5 (eight times) Walt Tkaczuk, at Pittsburgh on 2/12/72; Rod Gilbert, against Pittsburgh, at Madison Square Garden on 3/2/75, against Kansas City, at Madison Square Garden on 3/30/75, and at Colorado on 10/8/76; Don Maloney, at Quebec on 1/3/87; Brian Leetch, at Pittsburgh on 4/18/95; Wayne Gretzky, at Nashville on 2/15/99; Adam Fox, at Philadelphia on 3/25/21.

**MOST POINTS:** 7 Steve Vickers, against Washington, at Madison Square Garden on 2/18/76 (three goals and four assists).

**MOST PENALTY MINUTES:** 36 Chris Simon, at Toronto on 12/2/03.

**MOST POWER PLAY GOALS:** 4 Camille Henry, at Detroit on 3/13/54.

**MOST SHORTHANDED GOALS:** 2 (nine times) last - Don Maloney, at Calgary on 1/14/87.

**MOST SHOTS ON GOAL:** 16 Rod Gilbert, at Montreal on 2/24/68.

### INDIVIDUAL RECORDS: PERIOD

**MOST GOALS, ONE PERIOD:** 3 (many times) last - Mika Zibanejad in second period, against Philadelphia, at Madison Square Garden on 3/17/21.

**MOST ASSISTS, ONE PERIOD:** 4 (twice) Phil Goyette in first period, against Boston, at Madison Square Garden on 10/20/63; Wayne Gretzky in second period against Ottawa, at Madison Square Garden on 1/4/97.

**MOST POINTS, ONE PERIOD:** 6 Mika Zibanejad in second period, against Philadelphia, at Madison Square Garden on 3/17/21 (three goals and three assists).

### INDIVIDUAL ROOKIE RECORDS: SEASON

**MOST GOALS:** 36 Tony Granato, 1988-89.

**MOST ASSISTS:** 48 Brian Leetch, 1988-89.

**MOST POINTS:** 76 Mark Pavelich, 1981-82.

**MOST GOALS BY A DEFENSEMAN:** 23 Brian Leetch, 1988-89.

**MOST ASSISTS BY A DEFENSEMAN:** 48 Brian Leetch, 1988-89.

**MOST POINTS BY A DEFENSEMAN:** 71 Brian Leetch, 1988-89.

**LONGEST GOAL SCORING STREAK:** 6 Petr Prucha, 12/3/05 to 12/13/05; Darren Turcotte, 2/21/90 to 3/3/90; Tony Granato 1/9/89 to 1/21/89; Bill Cook, 3/13/27 to 3/25/27.

**MOST POWER PLAY GOALS:** 20 Camille Henry, 1953-54.

**MOST SHORTHANDED GOALS:** 4 Tony Granato, 1988-89.

**MOST SHOTS:** 268 Brian Leetch, 1988-89.

**MOST HAT TRICKS:** 3 Tony Granato, 1988-89.

**MOST PENALTY MINUTES:** 305 Troy Mallette, 1989-90.

### INDIVIDUAL ROOKIE RECORDS: GAME

**MOST GOALS:** 5 Don Murdoch, at Minnesota on 10/12/76.

**MOST ASSISTS:** 4 (four times) Brad Park, against Pittsburgh, at Madison Square Garden on 2/2/69; Walt Tkaczuk, against Chicago, at Madison Square Garden on 2/26/69; Mark Heaslip, against Washington, at Madison Square Garden on 3/12/78; Brian Leetch, against Toronto, at Madison Square Garden on 2/17/89.

**MOST POINTS:** 5 (four times) Grant Warwick, 1/25/42 against Detroit at Madison Square Garden; Rick Middleton, 11/17/74 against California at Madison Square Garden; Don Murdoch, 10/12/76 at Minnesota; Brian Leetch, 2/17/89 against Toronto at Madison Square Garden.

### INDIVIDUAL DEFENSEMAN RECORDS: CAREER

**MOST GAMES:** 1,160 Harry Howell.

**MOST GOALS:** 240 Brian Leetch.

**MOST ASSISTS:** 741 Brian Leetch.

**MOST POINTS:** 981 Brian Leetch.

### INDIVIDUAL DEFENSEMAN RECORDS: SEASON

**MOST GOALS:** 28 Reijo Ruotsalainen, 1984-85.

**MOST ASSISTS:** 80 Brian Leetch, 1991-92.

**MOST POINTS:** 102 Brian Leetch, 1991-92.

**MOST POWER PLAY GOALS:** 17 Brian Leetch, 1993-94.

**MOST SHORTHANDED GOALS:** 3 (twice) Brian Leetch, 1988-89; Ryan McDonagh, 2013-14.

**MOST SHOTS:** 328 Brian Leetch, 1993-94.

**MOST PENALTY MINUTES:** 231 Barry Beck, 1980-81



## ALL-TIME REGULAR SEASON RECORDS

### INDIVIDUAL DEFENSEMAN RECORDS: GAME

**MOST GOALS:** 3 (many times) last - Tony DeAngelo, against New Jersey at Madison Square Garden on 1/9/20.

**MOST ASSISTS:** 5 (twice) Brian Leetch, at Pittsburgh on 4/18/95; Adam Fox, at Philadelphia on 3/25/21.  
**MOST POINTS:** 5 (four times) Brian Leetch, against Toronto at Madison Square Garden on 2/17/89 and at Pittsburgh on 4/18/95;

Tony DeAngelo, against New Jersey at Madison Square Garden on 1/9/20; Adam Fox, at Philadelphia on 3/25/21.

**MOST SHOTS:** 13 Brian Leetch, against Washington at Madison Square Garden on 1/4/89.

### INDIVIDUAL DEFENSEMAN RECORDS: PERIOD

**MOST GOALS:** 2 (many times) last - K'Andre Miller, first period against Nashville at Madison Square Garden on 3/19/23

**MOST POINTS:** 4 K'Andre Miller, first period against Nashville at Madison Square Garden on 3/19/23

### INDIVIDUAL GOALTENDER RECORDS: CAREER

**MOST APPEARANCES:** 887 Henrik Lundqvist.

**MOST WINS:** 459 Henrik Lundqvist.

**MOST LOSSES:** 310 Henrik Lundqvist.

**MOST SHUTOUTS:** 64 Henrik Lundqvist.

**MOST MINUTES:** 51,816:19 Henrik Lundqvist.

**LOWEST GOALS AGAINST AVERAGE:** (Min. 100 appearances) 2.07 Dave Kerr.

**MOST ASSISTS:** 27 Henrik Lundqvist.

**MOST PENALTY MINUTES:** 212 John Vanbiesbrouck.

### INDIVIDUAL GOALTENDER RECORDS: SEASON

**MOST APPEARANCES:** 73 Henrik Lundqvist, 2009-10.

**MOST WINS:** 42 Mike Richter, 1993-94.

**MOST WINS (Including Playoffs):** 58 Mike Richter, 1993-94.

**MOST LOSSES:** 39 Ken McAuley, 1943-44.

**MOST SHUTOUTS:** 13 John Ross Roach, 1928-29.

**MOST MINUTES:** 4,304:48 Henrik Lundqvist, 2007-08.

**LOWEST GOALS AGAINST AVERAGE:** 1.41 John Ross Roach, 1928-29.

**MOST ASSISTS:** 5 John Vanbiesbrouck, 1984-85 and 1987-88; Mike Richter, 1992-93.

**MOST PENALTY MINUTES:** 56 Bob Froese, 1986-87.

**HIGHEST SAVE PERCENTAGE (Min. 25 appearances):** .935 Igor Shesterkin, 2021-22.

### INDIVIDUAL GOALTENDER RECORDS: GAME

**MOST SAVES:** 59 Mike Richter, at Vancouver on 1/31/91 (3-3 tie).

**MOST ASSISTS:** 2 (four times) Ed Giacomin, vs. Toronto, at Madison Square Garden on 3/19/72. John Vanbiesbrouck, at Winnipeg on 1/9/85. Mike Richter, at Washington on 2/23/90, and vs. Quebec, at Madison Square Garden on 10/29/92.

## PROGRESSION OF RANGERS RECORDS - ALL-TIME

PLAYER	TOTAL TO BECOME LEADER	DATE ACCOMPLISHED	OPPONENT	FINAL TOTAL WITH RANGERS
<b>GOALS</b>				
Bill Cook	1	11/16/26	MMR	-
Fred "Bun" Cook	3	11/27/26	at MTL	-
Bill Cook	5	12/15/26	at CHI	228
Andy Bathgate	229	11/29/62	at DET	272
Rod Gilbert	273	11/11/73	NYI	-
Rod Gilbert*	277	11/22/73	at BUF	-
Jean Ratelle	278	11/24/73	LAK	-
Rod Gilbert**	283	12/16/73	CHI	406

*\*Gilbert and Jean Ratelle entered the game tied for the record with 276; Ratelle had tied Gilbert on 11/21/73 vs. CGS*

*\*\*Gilbert and Jean Ratelle entered the game tied for the record with 282*

<b>ASSISTS</b>				
Fred "Bun" Cook	1	11/16/26	MMR	-
Frank Boucher	2	12/19/26	DCG	262
Andy Bathgate	263	3/19/60	at DET	457
Rod Gilbert	458	11/29/74	at AFM	615
Brian Leetch	616	11/18/00	at CGY	741

<b>POINTS</b>				
Bill Cook / Fred "Bun" Cook	1	11/16/26	MMR	-
Fred "Bun" Cook	3	11/20/26	at TSP	-
Bill Cook	6	12/28/26	SEN	-
Frank Boucher	60	3/18/28	NYA	-
Frank Boucher*	71	12/30/28	BOS	-
Frank Boucher**	207	1/1/32	DFL	-
Bill Cook	211	1/17/32	at DFL	-
Bill Cook***	213	1/24/32	DFL	-
Frank Boucher	328	1/22/35	at MTL	414
Andy Bathgate	415	2/28/60	TOR	729
Rod Gilbert	730	2/3/74	MNS	1,021

*\*Boucher and Bill Cook entered the game tied for the record with 70; Cook had tied Boucher at 66 on 12/9/28 at DCG and remained tied through several games*

*\*\*Boucher and Bill Cook entered the game tied for the record with 205; Cook had tied Boucher on 12/27/31 vs. CHI*

*\*\*\*Cook and Frank Boucher entered the game tied for the record with 212; Boucher had tied Cook on 1/19/32 vs. MTL*

<b>GAMES PLAYED</b>				
Murray Murdoch*	175	3/16/30	at PIR^	508
Frank Boucher	509	2/12/38	at MMR	518**
Ott Heller	519	3/16/43	at BOS	649
Harry Howell	650	1/6/62	at MTL	1,160

*^game was played at Madison Square Garden*

*\*Murdoch and Frank Boucher each skated in all of the Rangers' first 174 games in franchise history*

*\*\*Boucher retired following the 1937-38 season with 518 games played; he returned in 1943-44, playing 15 games to finish his Rangers career with 533*

**NOTE - FINAL TOTAL WITH RANGERS IS ONLY INCLUDED FOR PLAYERS WHO LEFT THE RANGERS AS THE ALL-TIME LEADER IN RESPECTIVE CATEGORY**

## PROGRESSION OF RANGERS RECORDS - ALL-TIME

PLAYER	TOTAL TO BECOME LEADER	DATE ACCOMPLISHED	OPPONENT	FINAL TOTAL WITH RANGERS
WINS				
Hal Winkler	1	11/16/26	MMR	-
Lorne Chabot	2	11/27/26	at MTL	-
Hal Winkler	3	12/7/26	at BOS	-
Lorne Chabot	4	12/21/26	PIR	41
John Ross Roach	42	12/9/30	SEN	80
Dave Kerr	81	3/3/38	DET	157
Gump Worsley	158	2/22/61	CHI	204
Ed Giacomin	205	12/3/72	AFM	267*
Mike Richter	267*	1/18/01	TOR	301
Henrik Lundqvist	302	3/18/14	at OTT	459

*\*In 2000-01, Ed Giacomin's win total with the Rangers was recognized as 266, and Richter earned his 267th win with the Rangers on 1/18/01 to pass him. Several years later, upon reviewing statistics league-wide, Giacomin was credited with 267 career wins with the Rangers. Richter earned his 268th career win with the Rangers on 1/22/01 at CAR.*

### SHUTOUTS

Hal Winkler	1	11/16/26	MMR	-
Hal Winkler*	2	12/7/26	at BOS	-
Lorne Chabot	3	1/1/27	at CHI	21
John Ross Roach	22	11/17/31	at NYA	30
Dave Kerr	31	12/17/39	at DET	40
Ed Giacomin	41	1/3/73	LAK	49
Henrik Lundqvist	50	3/22/14	at NJD	64

*\*Winkler and Lorne Chabot entered the game tied with 1; Chabot had tied him on 11/27/26 at MTL*

### APPEARANCES

Hal Winkler	1	11/16/26	MMR	-
Hal Winkler*	2	11/25/26	at PIR	-
Hal Winkler**	3	11/30/26	CHI	-
Hal Winkler***	4	12/7/26	at BOS	-
Hal Winkler****	6	12/19/26	DCG	-
Hal Winkler*****	7	12/23/26	at SEN	-
Hal Winkler*****	8	12/28/26	SEN	-
Lorne Chabot	9	1/6/27	MTL	81
John Ross Roach	82	3/1/30	at TOR	180
Dave Kerr	181	11/13/38	at DET	324
Chuck Rayner	325	12/1/51	at TOR	377
Gump Worsley	378	1/9/60	DET	581^
Mike Richter	583^	1/8/01	DAL	666
Henrik Lundqvist	667	2/14/16	PHI	887

*\*Winkler and Lorne Chabot entered the game tied with 1; Chabot had tied him on 11/20/26 at TSP*

*\*\*Winkler and Lorne Chabot entered the game tied with 2; Chabot had tied him on 11/27/26 at MTL*

*\*\*\*Winkler and Lorne Chabot entered the game tied with 3; Chabot had tied him on 12/4/26 at DCG*

*\*\*\*\*Winkler and Lorne Chabot entered the game tied with 5; Chabot had tied him on 12/12/26 vs. BOS and remained tied after 12/15/26 at CHI*

*\*\*\*\*\*Winkler and Lorne Chabot entered the game tied with 6; Chabot had tied him on 12/21/26 vs. PIR*

*\*\*\*\*\*Winkler and Lorne Chabot entered the game tied with 7; Chabot had tied him on 12/26/26 at NYA*

*^In 2000-01, Gump Worsley's appearances total with the Rangers was recognized as 582, and Richter made his 583rd career appearance with the Rangers on 1/8/01 to pass him. Several years later, upon reviewing statistics league-wide, Worsley was credited with 581 career appearances with the Rangers. Richter made his 582nd career appearance with the Rangers on 1/6/01 vs. NJD*

**NOTE - FINAL TOTAL WITH RANGERS IS ONLY INCLUDED FOR PLAYERS WHO LEFT THE RANGERS AS THE ALL-TIME LEADER IN RESPECTIVE CATEGORY**

## PROGRESSION OF RANGERS RECORDS - SINGLE-SEASON

PLAYER	SEASON	TOTAL
	GOALS	
Bill Cook	1926-27	33
Bill Cook	1931-32	33
Andy Bathgate	1958-59	40
Vic Hadfield	1971-72	50
Adam Graves	1993-94	52
Jaromir Jagr	2005-06	54
	ASSISTS	
Frank Boucher	1926-27	15
Frank Boucher	1928-29	16
Frank Boucher	1929-30	36
Phil Watson	1941-42	37
Lynn Patrick	1942-43	39
Don Raleigh	1951-52	42
Andy Bathgate	1955-56	47
Andy Bathgate	1956-57	50
Andy Bathgate	1961-62	56
Jean Ratelle	1971-72	63
Mike Rogers	1981-82	65
Brian Leetch	1990-91	72
Brian Leetch	1991-92	80
	POINTS	
Bill Cook	1926-27	37
Frank Boucher	1929-30	62
Andy Bathgate	1955-56	66
Andy Bathgate	1956-57	77
Andy Bathgate	1957-58	78
Andy Bathgate	1958-59	88
Jean Ratelle	1971-72	109
Jaromir Jagr	2005-06	123

## PROGRESSION OF RANGERS RECORDS - SINGLE-SEASON

PLAYER	SEASON	TOTAL
WINS		
Lorne Chabot	1926-27	22
John Ross Roach	1931-32	23
Andy Aitkenhead	1932-33	23
Dave Kerr	1937-38	27
Dave Kerr	1939-40	27
Jim Henry	1941-42	29
Johnny Bower	1953-54	29
Gump Worsley	1955-56	32
Ed Giacomin	1967-68	36
Ed Giacomin	1968-69	38
Mike Richter	1993-94	42
SHUTOUTS		
Lorne Chabot	1926-27	10
Lorne Chabot	1927-28	11
John Ross Roach	1928-29	13
APPEARANCES		
Lorne Chabot	1926-27	37
Lorne Chabot	1927-28	44
John Ross Roach	1928-29	44
John Ross Roach	1929-30	44
John Ross Roach	1930-31	44
John Ross Roach	1931-32	48
Andy Aitkenhead	1932-33	48
Andy Aitkenhead	1933-34	48
Dave Kerr	1936-37	48
Dave Kerr	1937-38	48
Dave Kerr	1938-39	48
Dave Kerr	1939-40	48
Dave Kerr	1940-41	48
Jim Henry	1941-42	48
Ken McAuley	1943-44	50
Chuck Rayner	1946-47	58
Chuck Rayner	1948-49	58
Chuck Rayner	1949-50	69
Johnny Bower	1953-54	70
Gump Worsley	1955-56	70
Ed Giacomin	1968-69	70
Ed Giacomin	1969-70	70
Mike Richter	1997-98	72
Henrik Lundqvist	2007-08	72
Henrik Lundqvist	2009-10	73







**PLAYOFF  
HISTORY  
&  
RECORDS**

# RANGERS PLAYOFF RESULTS VS. NHL

## SERIES RECORDS VERSUS OTHER CLUBS

YEAR	SERIES	WINNER	W	L	T	GF	GA	
<b>VS. BOSTON BRUINS</b>								
1927	Semifinals	Bruins	0	1	1	1	3	
1928	Semifinals	RANGERS	1	0	1	5	2	
1929	Finals	Bruins	0	2	0	1	4	
1939	Semifinals	Bruins	3	4	0	12	14	
1940	Semifinals	RANGERS	4	2	0	15	9	
1958	Semifinals	Bruins	2	4	0	16	28	
1970	Quarterfinals	Bruins	2	4	0	16	25	
1972	Finals	Bruins	2	4	0	16	18	
1973	Quarterfinals	RANGERS	4	1	0	22	11	
2013	Conf. Semifinals	Bruins	1	4	0	10	16	
Series Record: 3-7			Total	19	26	2	114	130
<b>VS. BUFFALO SABRES</b>								
1978	Preliminaries	Sabres	1	2	0	6	11	
2007	Conf. Semifinals	Sabres	2	4	0	13	17	
Series Record: 0-2			Total	3	6	0	19	28
<b>VS. CALGARY FLAMES (ATLANTA FLAMES)</b>								
1980	Preliminaries	RANGERS	3	1	0	14	8	
Series Record: 1-0			Total	3	1	0	14	8
<b>VS. CAROLINA HURRICANES (HARTFORD WHALERS)</b>								
2020	Qualifying Round	Hurricanes	0	3	0	4	11	
2022	Second Round	RANGERS	4	3	0	20	13	
2024	Second Round	RANGERS	4	2	0	20	19	
Series Record: 2-1			Total	8	8	0	44	43
<b>VS. CHICAGO BLACKHAWKS</b>								
1931	Semifinals	Black Hawks	0	2	0	0	3	
1968	Quarterfinals	Black Hawks	2	4	0	12	18	
1971	Semifinals	Black Hawks	3	4	0	14	21	
1972	Semifinals	RANGERS	4	0	0	17	9	
1973	Semifinals	Black Hawks	1	4	0	11	15	
Series Record: 1-4			Total	10	14	0	54	66
<b>VS. COLORADO AVALANCHE (QUEBEC NORDIQUES)</b>								
1995	Conf. Qtrfinals	RANGERS	4	2	0	25	19	
Series Record: 1-0			Total	4	2	0	25	19
<b>VS. DETROIT RED WINGS</b>								
1933	Semifinals	RANGERS	2	0	0	6	3	
1937	Finals	Red Wings	2	3	0	8	9	
1941	Quarterfinals	Red Wings	1	2	0	6	6	
1948	Semifinals	Red Wings	2	4	0	12	17	
1950	Finals	Red Wings	3	4	0	17	22	
Series Record: 1-4			Total	10	13	0	49	57
<b>VS. FLORIDA PANTHERS</b>								
1997	Conf. Qtrfinals	RANGERS	4	1	0	13	10	
2024	Conf. Finals	Panthers	2	4	0	12	16	
Series Record: 1-1			Total	6	5	0	25	26
<b>VS. LOS ANGELES KINGS</b>								
1979	Preliminaries	RANGERS	2	0	0	9	2	
1981	Preliminaries	RANGERS	3	1	0	23	12	
2014	Finals	Kings	1	4	0	10	15	
Series Record: 2-1			Total	6	5	0	42	29
<b>VS. MONTREAL CANADIENS</b>								
1930	Semifinals	Canadiens	0	2	0	1	4	
1932	Semifinals	RANGERS	3	1	0	13	9	
1933	Quarterfinals	RANGERS	1	0	1	8	5	
1935	Quarterfinals	RANGERS	1	0	1	6	5	
1950	Semifinals	RANGERS	4	1	0	15	7	
1956	Semifinals	Canadiens	1	4	0	9	24	
1957	Semifinals	Canadiens	1	4	0	12	22	
1967	Semifinals	Canadiens	0	4	0	8	14	
1969	Quarterfinals	Canadiens	0	4	0	7	16	
1972	Quarterfinals	RANGERS	4	2	0	19	14	
1974	Quarterfinals	RANGERS	4	2	0	21	17	
1979	Finals	Canadiens	1	4	0	11	19	
1986	Conf. Finals	Canadiens	1	4	0	9	15	
1996	Conf. Qtrfinals	RANGERS	4	2	0	19	17	
2014	Conf. Finals	RANGERS	4	2	0	20	15	
2017	First Round	RANGERS	4	2	0	14	11	
Series Record: 9-7			Total	33	38	2	192	214
<b>VS. NEW JERSEY DEVILS</b>								
1992	Div. Semifinals	RANGERS	4	3	0	28	25	
1994	Conf. Finals	RANGERS	4	3	0	18	16	
1997	Conf. Semifinals	RANGERS	4	1	0	10	5	
2006	Conf. Qtrfinals	Devils	0	4	0	4	17	
2008	Conf. Qtrfinals	RANGERS	4	1	0	19	12	
2012	Conf. Finals	Devils	2	4	0	14	15	
2023	First Round	Devils	3	4	0	17	17	
Series Record: 4-3			Total	21	20	0	110	107
<b>VS. NEW YORK ISLANDERS</b>								
1975	Preliminaries	Islanders	1	2	0	13	10	
1979	Semifinals	RANGERS	4	2	0	18	13	
1981	Semifinals	Islanders	0	4	0	8	22	
1982	Div. Finals	Islanders	2	4	0	20	27	
1983	Div. Finals	Islanders	2	4	0	15	28	
1984	Div. Semifinals	Islanders	2	3	0	14	13	
1990	Div. Semifinals	RANGERS	4	1	0	22	13	
1994	Conf. Qtrfinals	RANGERS	4	0	0	22	3	
Series Record: 3-5			Total	19	20	0	132	129

## SERIES RECORDS VERSUS OTHER CLUBS

YEAR	SERIES	WINNER	W	L	T	GF	GA	
<b>VS. OTTAWA SENATORS (1992 - PRESENT)</b>								
2012	Conf. Qtrfinals	RANGERS	4	3	0	14	13	
2017	Second Round	Senators	2	4	0	20	19	
Series Record: 1-1			Total	6	7	0	34	32
<b>VS. PHILADELPHIA FLYERS</b>								
1974	Semifinals	Flyers	3	4	0	17	22	
1979	Quarterfinals	RANGERS	4	1	0	28	8	
1980	Quarterfinals	Flyers	1	4	0	7	14	
1982	Div. Semifinals	RANGERS	3	1	0	19	15	
1983	Div. Semifinals	RANGERS	3	0	0	18	9	
1986	Div. Semifinals	Flyers	0	3	0	10	14	
1987	Div. Semifinals	RANGERS	3	2	0	18	15	
1987	Div. Semifinals	Flyers	2	4	0	13	22	
1995	Conf. Semifinals	Flyers	0	4	0	10	18	
1997	Conf. Finals	Flyers	1	4	0	13	20	
2014	First Round	RANGERS	4	3	0	19	16	
Series Record: 5-6			Total	24	30	0	172	173
<b>VS. PITTSBURGH PENGUINS</b>								
1989	Div. Semifinals	Penguins	0	4	0	11	19	
1992	Div. Finals	Penguins	2	4	0	19	24	
1996	Conf. Semifinals	Penguins	1	4	0	15	21	
2008	Conf. Semifinals	Penguins	1	4	0	12	15	
2014	Second Round	RANGERS	4	3	0	15	14	
2015	First Round	RANGERS	4	1	0	11	8	
2016	First Round	Penguins	1	4	0	10	21	
2022	First Round	RANGERS	4	3	0	28	29	
Series Record: 3-5			Total	17	27	0	121	151
<b>VS. ST. LOUIS BLUES</b>								
1981	Quarterfinals	RANGERS	4	2	0	29	22	
Series Record: 1-0			Total	4	2	0	29	22
<b>VS. TAMPA BAY LIGHTNING</b>								
2015	Conf. Finals	Lightning	3	4	0	21	21	
2022	Conf. Finals	Lightning	2	4	0	14	16	
Series Record: 0-2			Total	5	8	0	35	35
<b>VS. TORONTO MAPLE LEAFS</b>								
1929	Semifinals	RANGERS	2	0	0	3	1	
1932	Finals	Maple Leafs	0	3	0	10	18	
<b>1933</b>	<b>Finals</b>	<b>RANGERS</b>	<b>3</b>	<b>1</b>	<b>0</b>	<b>11</b>	<b>5</b>	
1937	Quarterfinals	RANGERS	2	0	0	5	1	
<b>1940</b>	<b>Finals</b>	<b>RANGERS</b>	<b>4</b>	<b>2</b>	<b>0</b>	<b>14</b>	<b>11</b>	
1942	Semifinals	Maple Leafs	2	4	0	12	13	
1962	Semifinals	Maple Leafs	2	4	0	15	22	
1971	Quarterfinals	RANGERS	4	2	0	16	15	
Series Record: 5-3			Total	19	16	0	86	86
<b>VS. VANCOUVER CANUCKS</b>								
<b>1994</b>	<b>Finals</b>	<b>RANGERS</b>	<b>4</b>	<b>3</b>	<b>0</b>	<b>21</b>	<b>19</b>	
Series Record: 1-0			Total	4	3	0	21	19
<b>VS. WASHINGTON CAPITALS</b>								
1986	Div. Finals	RANGERS	4	2	0	20	25	
1990	Div. Finals	Capitals	1	4	0	15	22	
1991	Div. Semifinals	Capitals	2	4	0	16	16	
1994	Conf. Semifinals	RANGERS	4	1	0	20	12	
2009	Conf. Qtrfinals	Capitals	3	4	0	11	19	
2011	Conf. Qtrfinals	Capitals	1	4	0	8	13	
2012	Conf. Semifinals	RANGERS	4	3	0	15	13	
2013	Conf. Qtrfinals	RANGERS	4	3	0	16	12	
2015	Second Round	RANGERS	4	3	0	13	12	
2024	First Round	RANGERS	4	0	0	15	7	
Series Record: 6-4			Total	31	28	0	149	151
<b>VS. WINNIPEG JETS (ATLANTA THRASHERS)</b>								
2007	Conf. Qtrfinals	RANGERS	4	0	0	17	6	
Series Record: 1-0			Total	4	0	0	17	6
<b>DEFUNCT CLUBS</b>								
<b>VS. MONTREAL MAROONS</b>								
<b>1928</b>	<b>Finals</b>	<b>RANGERS</b>	<b>3</b>	<b>2</b>	<b>0</b>	<b>5</b>	<b>6</b>	
1931	Quarterfinals	RANGERS	2	0	0	8	1	
1934	Quarterfinals	Maroons	0	1	1	1	2	
1935	Semifinals	Maroons	0	1	1	4	5	
1937	Semifinals	RANGERS	2	0	0	5	0	
Series Record: 3-2			Total	7	4	2	23	14
<b>VS. NEW YORK AMERICANS</b>								
1929	Quarterfinals	RANGERS	1	0	1	1	0	
1938	Quarterfinals	Americans	1	2	0	7	8	
Series Record: 1-1			Total	2	2	1	8	8
<b>VS. OTTAWA SENATORS (1917-1934)</b>								
1930	Quarterfinals	RANGERS	1	0	1	6	3	
Series Record: 1-0			Total	1	0	1	6	3
<b>VS. PITTSBURGH PIRATES</b>								
1928	Quarterfinals	RANGERS	1	1	0	6	4	
Series Record: 1-0			Total	1	1	0	6	4

**ALL-TIME PLAYOFF RECORD** 267 286 8 1527 1562

*Bold = Stanley Cup Championships*

## RANGERS PLAYOFF RESULTS YEAR-BY-YEAR

YEAR	SERIES	OPPONENT	W-L-T	GF/GA	YEAR	SERIES	OPPONENT	W-L-T	GF/GA
1926-27	SF	Boston	0-1-1	1/3	1981-82	DSF	Philadelphia	3-1	19/15
1927-28	QF	Pirates	1-1-0	6/4		DF	Islanders	2-4	20/27
	SF	Boston	1-0-1	5/2	1982-83	DSF	Philadelphia	3-0	18/9
	F	Maroons	3-2-0	5/6		DF	Islanders	2-4	15/28
1928-29	QF	Americans	1-0-1	1/0	1983-84	DSF	Islanders	2-3	14/13
	SF	Toronto	2-0-0	3/1	1984-85	DSF	Philadelphia	0-3	10/14
	F	Boston	0-2-0	1/4	1985-86	DSF	Philadelphia	3-2	18/15
1929-30	QF	Ottawa	1-0-1	6/3		DF	Washington	4-2	20/25
	SF	Canadiens	0-2-0	1/4		CF	Canadiens	1-4	9/15
1930-31	QF	Maroons	2-0-0	8/1	1986-87	DSF	Philadelphia	2-4	13/22
	SF	Chicago	0-2-0	0/3	1988-89	DSF	Penguins	0-4	11/19
1931-32	SF	Canadiens	3-1-0	13/9	1989-90	DSF	Islanders	4-1	22/13
	F	Toronto	0-3-0	10/18		DF	Washington	1-4	15/22
1932-33	QF	Canadiens	1-0-1	8/5	1990-91	DSF	Washington	2-4	16/16
	SF	Detroit	2-0-0	6/3	1991-92	DSF	New Jersey	4-3	28/25
	F	Toronto	3-1-0	11/5		DF	Penguins	2-4	19/24
1933-34	QF	Maroons	0-1-1	1/2	1993-94	CQF	Islanders	4-0	22/3
1934-35	QF	Canadiens	1-0-1	6/5		CSF	Washington	4-1	20/12
	SF	Maroons	0-1-1	4/5		CF	New Jersey	4-3	18/16
1936-37	QF	Toronto	2-0	5/1		F	Vancouver	4-3	21/19
	SF	Maroons	2-0	5/0	1994-95	CQF	Quebec	4-2	25/19
	F	Detroit	2-3	8/9		CSF	Philadelphia	0-4	10/18
1937-38	QF	Americans	1-2	7/8	1995-96	CQF	Canadiens	4-2	19/17
1938-39	SF	Boston	3-4	12/14		CSF	Penguins	1-4	15/21
1939-40	SF	Boston	4-2	15/9	1996-97	CQF	Florida	4-1	13/10
	F	Toronto	4-2	14/11		CSF	New Jersey	4-1	10/5
1940-41	QF	Detroit	1-2	6/6		CF	Philadelphia	1-4	13/20
1941-42	SF	Toronto	2-4	12/13	2005-06	CQF	New Jersey	0-4	4/17
1947-48	SF	Detroit	2-4	12/17	2006-07	CQF	Thrashers	4-0	17/6
1949-50	SF	Canadiens	4-1	15/7		CSF	Buffalo	2-4	13/17
	F	Detroit	3-4	17/22	2007-08	CQF	New Jersey	4-1	19/12
1955-56	SF	Canadiens	1-4	9/24		CSF	Penguins	1-4	12/15
1956-57	SF	Canadiens	1-4	12/22	2008-09	CQF	Washington	3-4	11/19
1957-58	SF	Boston	2-4	16/28	2010-11	CQF	Washington	1-4	8/13
1961-62	SF	Toronto	2-4	15/22	2011-12	CQF	Ottawa	4-3	14/13
1966-67	SF	Canadiens	0-4	8/14		CSF	Washington	4-3	15/13
1967-68	QF	Chicago	2-4	12/18		CF	New Jersey	2-4	14/15
1968-69	QF	Canadiens	0-4	7/16	2012-13	CQF	Washington	4-3	16/12
1969-70	QF	Boston	2-4	16/25		CSF	Boston	1-4	10/16
1970-71	QF	Toronto	4-2	16/15	2013-14	FR	Philadelphia	4-3	19/16
	SF	Chicago	3-4	14/21		SR	Penguins	4-3	15/14
1971-72	QF	Canadiens	4-2	19/14		CF	Canadiens	4-2	20/15
	SF	Chicago	4-0	17/9		F	Los Angeles	1-4	10/15
	F	Boston	2-4	16/18	2014-15	FR	Penguins	4-1	11/8
1972-73	QF	Boston	4-1	22/11		SR	Washington	4-3	13/12
	SF	Chicago	1-4	11/15		CF	Tampa Bay	3-4	21/21
1973-74	QF	Canadiens	4-2	21/17	2015-16	FR	Penguins	1-4	10/21
	SF	Philadelphia	3-4	17/22	2016-17	FR	Canadiens	4-2	14/11
1974-75	PRE	Islanders	1-2	13/10		SR	Ottawa	2-4	20/19
1977-78	PRE	Buffalo	1-2	6/11	2019-20	QR	Carolina	0-3	4/11
1978-79	PRE	Los Angeles	2-0	9/2	2021-22	FR	Pittsburgh	4-3	29/29
	QF	Philadelphia	4-1	28/8		SR	Carolina	4-3	20/13
	SF	Islanders	4-2	18/13		CF	Tampa Bay	2-4	14/16
	F	Canadiens	1-4	11/19	2022-23	FR	New Jersey	3-4	17/17
1979-80	PRE	Flames	3-1	14/8	2023-24	FR	Washington	4-0	15/7
	QF	Philadelphia	1-4	7/14		SR	Carolina	4-2	20/19
1980-81	PRE	Los Angeles	3-1	23/12		CF	Florida	2-4	12/16
	QF	St. Louis	4-2	29/22	TOTALS		W-L-T	GF/GA	
	SF	Islanders	0-4	8/22	Stanley Cup Finals		23-32-0	124/146	
					Overall		267-286-8	1527/1562	

# RANGERS PLAYOFF RESULTS GAME-BY-GAME

## 1927 PLAYOFFS

GAME	DATE	OPPONENT	SCORE	RESULT
1	Apr. 2	at Boston	0-0	T
2	Apr. 4	Boston	1-3	L

Boston Won Total-Goals Semifinals 3-1

## 1928 PLAYOFFS

GAME	DATE	OPPONENT	SCORE	RESULT
1	Mar. 27	Pirates	4-0	W
2	Mar. 29	Pirates	2-4	L

NY Rangers Won Total-Goals Quarterfinals 6-4

1	Mar. 31	Boston	1-1	T
2	Apr. 3	at Boston	4-1	W

NY Rangers Won Total-Goals Semifinals 5-2

1	Apr. 5	at Maroons	0-2	L
2	Apr. 7	at Maroons	2-1	W(OT)
3	Apr. 10	at Maroons	0-2	L
4	Apr. 12	at Maroons	1-0	W
5	Apr. 14	at Maroons	2-1	W

NY Rangers Won Stanley Cup Finals 3-2

## 1929 PLAYOFFS

GAME	DATE	OPPONENT	SCORE	RESULT
1	Mar. 19	at Americans	0-0	T
2	Mar. 21	Americans	1-0	W(2OT)

NY Rangers Won Total-Goals Quarterfinals 1-0

1	Mar. 24	Toronto	1-0	W
2	Mar. 26	at Toronto	2-1	W(OT)

NY Rangers Won Series D Semifinals 2-0

1	Mar. 28	at Boston	0-2	L
2	Mar. 29	Boston	1-2	L

Boston Won Stanley Cup Finals 2-0

## 1930 PLAYOFFS

GAME	DATE	OPPONENT	SCORE	RESULT
1	Mar. 20	at Ottawa	1-1	T
2	Mar. 23	Ottawa	5-2	W

NY Rangers Won Total-Goals Quarterfinals 6-3

1	Mar. 28	at Canadiens	1-2	L(4OT)
2	Mar. 30	Canadiens	0-2	L

Canadiens Won Series D Semifinals 2-0

## 1931 PLAYOFFS

GAME	DATE	OPPONENT	SCORE	RESULT
1	Mar. 24	Maroons	5-1	W
2	Mar. 26	at Maroons	3-0	W

NY Rangers Won Total-Goals Quarterfinals 8-1

1	Mar. 29	at Chicago	0-2	L
2	Mar. 31	Chicago	0-1	L

Chicago Won Total-Goals Semifinals 3-0

## 1932 PLAYOFFS

GAME	DATE	OPPONENT	SCORE	RESULT
1	Mar. 24	at Canadiens	3-4	L
2	Mar. 26	at Canadiens	4-3	W(3OT)
3	Mar. 27	Canadiens	1-0	W
4	Mar. 29	Canadiens	5-2	W

NY Rangers Won Series A Semifinals 3-1

1	Apr. 5	Toronto	4-6	L
2*	Apr. 7	Toronto	2-6	L
3	Apr. 9	at Toronto	4-6	L

\*Game was played in Boston

Toronto Won Stanley Cup Finals 3-0

## 1933 PLAYOFFS

GAME	DATE	OPPONENT	SCORE	RESULT
1	Mar. 26	Canadiens	5-2	W
2	Mar. 28	at Canadiens	3-3	T

NY Rangers Won Total-Goals Quarterfinals 8-5

1	Mar. 30	Detroit	2-0	W
2	Apr. 2	at Detroit	4-3	W

NY Rangers Won Total-Goals Semifinals 6-3

1	Apr. 4	Toronto	5-1	W
2	Apr. 8	at Toronto	3-1	W
3	Apr. 11	at Toronto	2-3	L
4	Apr. 13	at Toronto	1-0	W(OT)

NY Rangers Won Stanley Cup Finals 3-1

## 1934 PLAYOFFS

GAME	DATE	OPPONENT	SCORE	RESULT
1	Mar. 20	at Maroons	0-0	T
2	Mar. 25	Maroons	1-2	L

Maroons Won Total-Goals Quarterfinals 2-1

## 1935 PLAYOFFS

GAME	DATE	OPPONENT	SCORE	RESULT
1	Mar. 24	Canadiens	2-1	W
2	Mar. 26	at Canadiens	4-4	T

NY Rangers Won Total-Goals Quarterfinals 6-5

1	Mar. 28	Maroons	1-2	L
2	Mar. 30	at Maroons	3-3	T

Maroons Won Total-Goals Semifinals 5-4

## 1936 PLAYOFFS

Did not make playoffs

## 1937 PLAYOFFS

GAME	DATE	OPPONENT	SCORE	RESULT
1	Mar. 23	at Toronto	3-0	W
2	Mar. 25	Toronto	2-1	W(OT)

NY Rangers Won Series C Quarterfinals 2-0

1	Apr. 1	Maroons	1-0	W
2	Apr. 3	at Maroons	4-0	W

NY Rangers Won Series D Semifinals 2-0

1	Apr. 6	Detroit	5-1	W
2	Apr. 8	at Detroit	2-4	L
3	Apr. 11	at Detroit	1-0	W
4	Apr. 13	at Detroit	0-1	L
5	Apr. 15	at Detroit	0-3	L

Detroit Won Stanley Cup Finals 3-2

## 1938 PLAYOFFS

GAME	DATE	OPPONENT	SCORE	RESULT
1	Mar. 22	Americans	1-2	L(2OT)
2	Mar. 24	at Americans	4-3	W
3	Mar. 27	Americans	2-3	L(4OT)

Americans Won Series B Quarterfinals 2-1

## 1939 PLAYOFFS

GAME	DATE	OPPONENT	SCORE	RESULT
1	Mar. 21	Boston	1-2	L(3OT)
2	Mar. 23	at Boston	2-3	L(OT)
3	Mar. 26	at Boston	1-4	L
4	Mar. 28	Boston	2-1	W
5	Mar. 30	at Boston	2-1	W(OT)
6	Apr. 1	Boston	3-1	W
7	Apr. 2	at Boston	1-2	L(3OT)

Boston Won Series A Semifinals 4-3

## 1940 PLAYOFFS

GAME	DATE	OPPONENT	SCORE	RESULT
1	Mar. 19	Boston	4-0	W
2	Mar. 21	at Boston	2-4	L
3	Mar. 24	at Boston	3-4	L
4	Mar. 26	Boston	1-0	W
5	Mar. 28	at Boston	1-0	W
6	Mar. 30	Boston	4-1	W

NY Rangers Won Series A Semifinals 4-2

1	Apr. 2	Toronto	2-1	W(OT)
2	Apr. 3	Toronto	6-2	W
3	Apr. 6	at Toronto	1-2	L
4	Apr. 9	at Toronto	0-3	L
5	Apr. 11	at Toronto	2-1	W(2OT)
6	Apr. 13	at Toronto	3-2	W(OT)

NY Rangers Won Stanley Cup Finals 4-2

## 1941 PLAYOFFS

GAME	DATE	OPPONENT	SCORE	RESULT
1	Mar. 20	at Detroit	1-2	L(OT)
2	Mar. 23	Detroit	3-1	W
3	Mar. 25	at Detroit	2-3	L

Detroit Won Series B Quarterfinals 2-1

## 1942 PLAYOFFS

GAME	DATE	OPPONENT	SCORE	RESULT
1	Mar. 21	at Toronto	1-3	L
2	Mar. 22	Toronto	2-4	L
3	Mar. 24	Toronto	3-0	W
4	Mar. 28	at Toronto	1-2	L
5	Mar. 29	Toronto	3-1	W
6	Mar. 31	at Toronto	2-3	L

Toronto Won Series A Semifinals 4-2

## RANGERS PLAYOFF RESULTS GAME-BY-GAME

### 1943 PLAYOFFS

Did not make playoffs

### 1944 PLAYOFFS

Did not make playoffs

### 1945 PLAYOFFS

Did not make playoffs

### 1946 PLAYOFFS

Did not make playoffs

### 1947 PLAYOFFS

Did not make playoffs

### 1948 PLAYOFFS

GAME	DATE	OPPONENT	SCORE	RESULT
1	Mar. 24	at Detroit	1-2	L
2	Mar. 26	at Detroit	2-5	L
3	Mar. 28	Detroit	3-2	W
4	Mar. 30	Detroit	3-1	W
5	Apr. 1	at Detroit	1-3	L
6	Apr. 4	Detroit	2-4	L

Detroit Won Semifinals 4-2

### 1949 PLAYOFFS

Did not make playoffs

### 1950 PLAYOFFS

GAME	DATE	OPPONENT	SCORE	RESULT
1	Mar. 29	Canadiens	3-1	W
2	Apr. 1	at Canadiens	3-2	W
3	Apr. 2	Canadiens	4-1	W
4	Apr. 4	at Canadiens	2-3	L(OT)
5	Apr. 6	at Canadiens	3-0	W

NY Rangers Won Semifinals 4-1

1*	Apr. 11	at Detroit	1-4	L
2*	Apr. 13	Detroit	3-1	W
3*	Apr. 15	Detroit	0-4	L
4	Apr. 18	at Detroit	4-3	W(OT)
5	Apr. 20	at Detroit	2-1	W(OT)
6	Apr. 22	at Detroit	4-5	L
7	Apr. 23	at Detroit	3-4	L(2OT)

\*Ranger home games were played in Toronto

Detroit Won Stanley Cup Finals 4-3

### 1951 PLAYOFFS

Did not make playoffs

### 1952 PLAYOFFS

Did not make playoffs

### 1953 PLAYOFFS

Did not make playoffs

### 1954 PLAYOFFS

Did not make playoffs

### 1955 PLAYOFFS

Did not make playoffs

### 1956 PLAYOFFS

GAME	DATE	OPPONENT	SCORE	RESULT
1	Mar. 20	at Canadiens	1-7	L
2	Mar. 22	at Canadiens	4-2	W
3	Mar. 24	Canadiens	1-3	L
4	Mar. 25	Canadiens	3-5	L
5	Mar. 27	at Canadiens	0-7	L

Canadiens Won Semifinals 4-1

### 1957 PLAYOFFS

GAME	DATE	OPPONENT	SCORE	RESULT
1	Mar. 26	Canadiens	1-4	L
2	Mar. 28	Canadiens	4-3	W(OT)
3	Mar. 30	at Canadiens	3-8	L
4	Apr. 2	at Canadiens	1-3	L
5	Apr. 4	at Canadiens	3-4	L(OT)

Canadiens Won Semifinals 4-1

### 1958 PLAYOFFS

GAME	DATE	OPPONENT	SCORE	RESULT
1	Mar. 25	Boston	5-3	W
2	Mar. 27	Boston	3-4	L(OT)
3	Mar. 29	at Boston	0-5	L

4	Apr. 1	at Boston	5-2	W
5	Apr. 3	at Boston	1-6	L
6	Apr. 5	at Boston	2-8	L

Boston Won Semifinals 4-2

### 1959 PLAYOFFS

Did not make playoffs

### 1960 PLAYOFFS

Did not make playoffs

### 1961 PLAYOFFS

Did not make playoffs

### 1962 PLAYOFFS

GAME	DATE	OPPONENT	SCORE	RESULT
1	Mar. 27	at Toronto	2-4	L
2	Mar. 29	at Toronto	1-2	L
3	Apr. 1	Toronto	5-4	W
4	Apr. 3	Toronto	4-2	W
5	Apr. 5	at Toronto	2-3	L(2OT)
6	Apr. 7	at Toronto	1-7	L

Toronto Won Semifinals 4-2

### 1963 PLAYOFFS

Did not make playoffs

### 1964 PLAYOFFS

Did not make playoffs

### 1965 PLAYOFFS

Did not make playoffs

### 1966 PLAYOFFS

Did not make playoffs

### 1967 PLAYOFFS

GAME	DATE	OPPONENT	SCORE	RESULT
1	Apr. 6	at Canadiens	4-6	L
2	Apr. 8	at Canadiens	1-3	L
3	Apr. 11	Canadiens	2-3	L
4	Apr. 13	Canadiens	1-2	L(OT)

Canadiens Won Semifinals 4-0

### 1968 PLAYOFFS

GAME	DATE	OPPONENT	SCORE	RESULT
1	Apr. 4	Chicago	3-1	W
2	Apr. 9	Chicago	2-1	W
3	Apr. 11	at Chicago	4-7	L
4	Apr. 13	at Chicago	1-3	L
5	Apr. 14	Chicago	1-2	L
6	Apr. 16	at Chicago	1-4	L

Chicago Won Quarterfinals 4-2

### 1969 PLAYOFFS

GAME	DATE	OPPONENT	SCORE	RESULT
1	Apr. 2	at Canadiens	1-3	L
2	Apr. 3	at Canadiens	2-5	L
3	Apr. 5	Canadiens	1-4	L
4	Apr. 6	Canadiens	3-4	L

Canadiens Won Quarterfinals 4-0

### 1970 PLAYOFFS

GAME	DATE	OPPONENT	SCORE	RESULT
1	Apr. 8	at Boston	2-8	L
2	Apr. 9	at Boston	3-5	L
3	Apr. 11	Boston	4-3	W
4	Apr. 12	Boston	4-2	W
5	Apr. 14	at Boston	2-3	L
6	Apr. 16	Boston	1-4	L

Boston Won Quarterfinals 4-2

### 1971 PLAYOFFS

GAME	DATE	OPPONENT	SCORE	RESULT
1	Apr. 7	Toronto	5-4	W
2	Apr. 8	Toronto	1-4	L
3	Apr. 10	at Toronto	1-3	L
4	Apr. 11	at Toronto	4-2	W
5	Apr. 13	Toronto	3-1	W
6	Apr. 15	at Toronto	2-1	W(OT)

NY Rangers Won Quarterfinals 4-2

1	Apr. 18	at Chicago	2-1	W(OT)
2	Apr. 20	at Chicago	0-3	L
3	Apr. 22	Chicago	4-1	W
4	Apr. 25	Chicago	1-7	L
5	Apr. 27	at Chicago	2-3	L(OT)
6	Apr. 29	Chicago	3-2	W(3OT)



# RANGERS PLAYOFF RESULTS GAME-BY-GAME

7 May 2 at Chicago 2-4 L  
Chicago Won Semifinals 4-3

## 1972 PLAYOFFS

GAME	DATE	OPPONENT	SCORE	RESULT
1	Apr. 5	Canadiens	3-2	W
2	Apr. 6	Canadiens	5-2	W
3	Apr. 8	at Canadiens	1-2	L
4	Apr. 9	at Canadiens	6-4	W
5	Apr. 11	Canadiens	1-2	L
6	Apr. 13	at Canadiens	3-2	W

NY Rangers Won Quarterfinals 4-2

1	Apr. 16	at Chicago	3-2	W
2	Apr. 18	at Chicago	5-3	W
3	Apr. 20	Chicago	3-2	W
4	Apr. 23	Chicago	6-2	W

NY Rangers Won Semifinals 4-0

1	Apr. 30	at Boston	5-6	L
2	May 2	at Boston	1-2	L
3	May 4	Boston	5-2	W
4	May 7	Boston	2-3	L
5	May 9	at Boston	3-2	W
6	May 11	Boston	0-3	L

Boston Won Stanley Cup Finals 4-2

## 1973 PLAYOFFS

GAME	DATE	OPPONENT	SCORE	RESULT
1	Apr. 4	at Boston	6-2	W
2	Apr. 5	at Boston	4-2	W
3	Apr. 7	Boston	2-4	L
4	Apr. 8	Boston	4-0	W
5	Apr. 10	at Boston	6-3	W

NY Rangers Won Quarterfinals 4-1

1	Apr. 12	at Chicago	4-1	W
2	Apr. 15	at Chicago	4-5	L
3	Apr. 17	Chicago	1-2	L
4	Apr. 19	Chicago	1-3	L
5	Apr. 24	at Chicago	1-4	L

Chicago Won Semifinals 4-1

## 1974 PLAYOFFS

GAME	DATE	OPPONENT	SCORE	RESULT
1	Apr. 10	at Canadiens	4-1	W
2	Apr. 11	at Canadiens	1-4	L
3	Apr. 13	Canadiens	2-4	L
4	Apr. 14	Canadiens	6-4	W
5	Apr. 16	at Canadiens	3-2	W(OT)
6	Apr. 18	Canadiens	5-2	W

NY Rangers Won Quarterfinals 4-2

1	Apr. 20	at Philadelphia	0-4	L
2	Apr. 23	at Philadelphia	2-5	L
3	Apr. 25	Philadelphia	5-3	W
4	Apr. 28	Philadelphia	2-1	W(OT)
5	Apr. 30	at Philadelphia	1-4	L
6	May 2	Philadelphia	4-1	W
7	May 5	at Philadelphia	3-4	L

Philadelphia Won Semifinals 4-3

## 1975 PLAYOFFS

GAME	DATE	OPPONENT	SCORE	RESULT
1	Apr. 8	Islanders	2-3	L
2	Apr. 10	at Islanders	8-3	W
3	Apr. 11	Islanders	3-4	L(OT)

Islanders Won Preliminary Round 2-1

## 1976 PLAYOFFS

Did not make playoffs

## 1977 PLAYOFFS

Did not make playoffs

## 1978 PLAYOFFS

GAME	DATE	OPPONENT	SCORE	RESULT
1	Apr. 11	at Buffalo	1-4	L
2	Apr. 13	Buffalo	4-3	W(OT)
3	Apr. 15	at Buffalo	1-4	L

Buffalo Won Preliminary Round 2-1

## 1979 PLAYOFFS

GAME	DATE	OPPONENT	SCORE	RESULT
1	Apr. 10	Los Angeles	7-1	W
2	Apr. 12	at Los Angeles	2-1	W(OT)

NY Rangers Won Preliminary Round 2-0

1	Apr. 16	at Philadelphia	2-3	L(OT)
2	Apr. 18	at Philadelphia	7-1	W
3	Apr. 20	Philadelphia	5-1	W
4	Apr. 22	Philadelphia	6-0	W
5	Apr. 24	at Philadelphia	8-3	W

NY Rangers Won Quarterfinals 4-1

1	Apr. 26	at Islanders	4-1	W
2	Apr. 28	at Islanders	3-4	L(OT)
3	May 1	Islanders	3-1	W
4	May 3	Islanders	2-3	L(OT)
5	May 5	at Islanders	4-3	W
6	May 8	Islanders	2-1	W

NY Rangers Won Semifinals 4-2

1	May 13	at Canadiens	4-1	W
2	May 15	at Canadiens	2-6	L
3	May 17	Canadiens	1-4	L
4	May 19	Canadiens	3-4	L(OT)
5	May 21	at Canadiens	1-4	L

Canadiens Won Stanley Cup Finals 4-1

## 1980 PLAYOFFS

GAME	DATE	OPPONENT	SCORE	RESULT
1	Apr. 8	Flames	2-1	W(OT)
2	Apr. 9	Flames	5-1	W
3	Apr. 11	at Flames	2-4	L
4	Apr. 12	at Flames	5-2	W

NY Rangers Won Preliminary Round 3-1

1	Apr. 16	at Philadelphia	1-2	L
2	Apr. 17	at Philadelphia	1-4	L
3	Apr. 19	Philadelphia	0-3	L
4	Apr. 20	Philadelphia	4-2	W
5	Apr. 22	at Philadelphia	1-3	L

Philadelphia Won Quarterfinals 4-1

## 1981 PLAYOFFS

GAME	DATE	OPPONENT	SCORE	RESULT
1	Apr. 8	at Los Angeles	3-1	W
2	Apr. 9	at Los Angeles	4-5	L
3	Apr. 11	Los Angeles	10-3	W
4	Apr. 12	Los Angeles	6-3	W

NY Rangers Won Preliminary Round 3-1

1	Apr. 16	at St. Louis	3-6	L
2	Apr. 17	at St. Louis	6-4	W
3	Apr. 19	St. Louis	6-3	W
4	Apr. 20	St. Louis	4-1	W
5	Apr. 22	at St. Louis	3-4	L
6	Apr. 24	St. Louis	7-4	W

NY Rangers Won Quarterfinals 4-2

1	Apr. 28	at Islanders	2-5	L
2	Apr. 30	at Islanders	3-7	L
3	May 2	Islanders	1-5	L
4	May 5	Islanders	2-5	L

Islanders Won Semifinals 4-0

## 1982 PLAYOFFS

GAME	DATE	OPPONENT	SCORE	RESULT
1	Apr. 7	Philadelphia	1-4	L
2	Apr. 8	Philadelphia	7-3	W
3	Apr. 10	at Philadelphia	4-3	W
4	Apr. 11	at Philadelphia	7-5	W

NY Rangers Won Division Semifinals 3-1

1	Apr. 15	at Islanders	5-4	W
2	Apr. 16	at Islanders	2-7	L
3	Apr. 18	Islanders	3-4	L(OT)
4	Apr. 19	Islanders	3-5	L
5	Apr. 21	at Islanders	4-2	W
6	Apr. 23	Islanders	3-5	L

Islanders Won Division Finals 4-2

## 1983 PLAYOFFS

GAME	DATE	OPPONENT	SCORE	RESULT
1	Apr. 5	at Philadelphia	5-3	W
2	Apr. 7	at Philadelphia	4-3	W
3	Apr. 9	Philadelphia	9-3	W

NY Rangers Won Division Semifinals 3-0

1	Apr. 14	at Islanders	1-4	L
2	Apr. 15	at Islanders	0-5	L
3	Apr. 17	Islanders	7-6	W
4	Apr. 18	Islanders	3-1	W



## RANGERS PLAYOFF RESULTS GAME-BY-GAME

5	Apr. 20	at Islanders	2-7	L	5	Apr. 11	Washington	4-5	L(OT)
6	Apr. 22	Islanders	2-5	L	6	Apr. 13	at Washington	2-4	L
Islanders Won Division Finals 4-2					Washington Won Division Semifinals 4-2				

### 1984 PLAYOFFS

GAME	DATE	OPPONENT	SCORE	RESULT
1	Apr. 4	at Islanders	1-4	L
2	Apr. 5	at Islanders	3-0	W
3	Apr. 7	Islanders	7-2	W
4	Apr. 8	Islanders	1-4	L
5	Apr. 10	at Islanders	2-3	L(OT)

Islanders Won Division Semifinals 3-2

### 1985 PLAYOFFS

GAME	DATE	OPPONENT	SCORE	RESULT
1	Apr. 10	at Philadelphia	4-5	L(OT)
2	Apr. 11	at Philadelphia	1-3	L
3	Apr. 13	Philadelphia	5-6	L

Philadelphia Won Division Semifinals 3-0

### 1986 PLAYOFFS

GAME	DATE	OPPONENT	SCORE	RESULT
1	Apr. 9	at Philadelphia	6-2	W
2	Apr. 10	at Philadelphia	1-2	L
3	Apr. 12	Philadelphia	5-2	W
4	Apr. 13	Philadelphia	1-7	L
5	Apr. 15	at Philadelphia	5-2	W

NY Rangers Won Division Semifinals 3-2

1	Apr. 17	at Washington	4-3	W(OT)
2	Apr. 19	at Washington	1-8	L
3	Apr. 21	Washington	3-6	L
4	Apr. 23	Washington	6-5	W(OT)
5	Apr. 25	at Washington	4-2	W
6	Apr. 27	Washington	2-1	W

NY Rangers Won Division Finals 4-2

1	May 1	at Canadiens	1-2	L
2	May 3	at Canadiens	2-6	L
3	May 5	Canadiens	3-4	L(OT)
4	May 7	Canadiens	2-0	W
5	May 9	at Canadiens	1-3	L

Canadiens Won Conference Finals 4-1

### 1987 PLAYOFFS

GAME	DATE	OPPONENT	SCORE	RESULT
1	Apr. 8	at Philadelphia	3-0	W
2	Apr. 9	at Philadelphia	3-8	L
3	Apr. 11	Philadelphia	0-3	L
4	Apr. 12	Philadelphia	6-3	W
5	Apr. 14	at Philadelphia	1-3	L
6	Apr. 16	Philadelphia	0-5	L

Philadelphia Won Division Semifinals 4-2

### 1988 PLAYOFFS

Did not make playoffs

### 1989 PLAYOFFS

GAME	DATE	OPPONENT	SCORE	RESULT
1	Apr. 5	at Penguins	1-3	L
2	Apr. 6	at Penguins	4-7	L
3	Apr. 8	Penguins	3-5	L
4	Apr. 9	Penguins	3-4	L

Penguins Won Division Semifinals 4-0

### 1990 PLAYOFFS

GAME	DATE	OPPONENT	SCORE	RESULT
1	Apr. 5	Islanders	2-1	W
2	Apr. 7	Islanders	5-2	W
3	Apr. 9	at Islanders	3-4	L(2OT)
4	Apr. 11	at Islanders	6-1	W
5	Apr. 13	Islanders	6-5	W

NY Rangers Won Division Semifinals 4-1

1	Apr. 19	Washington	7-3	W
2	Apr. 21	Washington	3-6	L
3	Apr. 23	at Washington	1-7	L
4	Apr. 25	at Washington	3-4	L(OT)
5	Apr. 27	Washington	1-2	L(OT)

Washington Won Division Finals 4-1

### 1991 PLAYOFFS

GAME	DATE	OPPONENT	SCORE	RESULT
1	Apr. 3	Washington	2-1	W
2	Apr. 5	Washington	0-3	L
3	Apr. 7	at Washington	6-0	W
4	Apr. 9	at Washington	2-3	L

### 1992 PLAYOFFS

GAME	DATE	OPPONENT	SCORE	RESULT
1	Apr. 19	New Jersey	2-1	W
2	Apr. 21	New Jersey	3-7	L
3	Apr. 23	at New Jersey	1-3	L
4	Apr. 25	at New Jersey	3-0	W
5	Apr. 27	New Jersey	8-5	W
6	Apr. 29	at New Jersey	3-5	L
7	May 1	New Jersey	8-4	W

NY Rangers Won Division Semifinals 4-3

1	May 3	Penguins	2-4	L
2	May 5	Penguins	4-2	W
3	May 7	at Penguins	6-5	W(OT)
4	May 9	at Penguins	4-5	L(OT)
5	May 11	Penguins	2-3	L
6	May 13	at Penguins	1-5	L

Penguins Won Division Finals 4-2

### 1993 PLAYOFFS

Did not make playoffs

### 1994 PLAYOFFS

GAME	DATE	OPPONENT	SCORE	RESULT
1	Apr. 17	Islanders	6-0	W
2	Apr. 18	Islanders	6-0	W
3	Apr. 21	at Islanders	5-1	W
4	Apr. 24	at Islanders	5-2	W

NY Rangers Won Conference Quarterfinals 4-0

1	May 1	Washington	6-3	W
2	May 3	Washington	5-2	W
3	May 5	at Washington	3-0	W
4	May 7	at Washington	2-4	L
5	May 9	Washington	4-3	W

NY Rangers Won Conference Semifinals 4-1

1	May 15	New Jersey	3-4	L(2OT)
2	May 17	New Jersey	4-0	W
3	May 19	at New Jersey	3-2	W(2OT)
4	May 21	at New Jersey	1-3	L
5	May 23	New Jersey	1-4	L
6	May 25	at New Jersey	4-2	W
7	May 27	New Jersey	2-1	W(2OT)

NY Rangers Won Conference Finals 4-3

1	May 31	Vancouver	2-3	L(OT)
2	June 2	Vancouver	3-1	W
3	June 4	at Vancouver	5-1	W
4	June 7	at Vancouver	4-2	W
5	June 9	Vancouver	3-6	L
6	June 11	at Vancouver	1-4	L
7	June 14	Vancouver	3-2	W

NY Rangers Won Stanley Cup Finals 4-3

### 1995 PLAYOFFS

GAME	DATE	OPPONENT	SCORE	RESULT
1	May 6	at Quebec	4-5	L
2	May 8	at Quebec	8-3	W
3	May 10	Quebec	4-3	W
4	May 12	Quebec	3-2	W(OT)
5	May 14	at Quebec	2-4	L
6	May 16	Quebec	4-2	W

NY Rangers Won Conference Quarterfinals 4-2

1	May 21	at Philadelphia	4-5	L(OT)
2	May 22	at Philadelphia	3-4	L(OT)
3	May 24	Philadelphia	2-5	L
4	May 26	Philadelphia	1-4	L

Philadelphia Won Conference Semifinals 4-0

### 1996 PLAYOFFS

GAME	DATE	OPPONENT	SCORE	RESULT
1	Apr. 16	Canadiens	2-3	L(OT)
2	Apr. 18	Canadiens	3-5	L
3	Apr. 21	at Canadiens	2-1	W
4	Apr. 23	at Canadiens	4-3	W
5	Apr. 26	Canadiens	3-2	W
6	Apr. 28	at Canadiens	5-3	W

NY Rangers Won Conference Quarterfinals 4-2

1	May 3	at Penguins	3-4	L
2	May 5	at Penguins	6-3	W
3	May 7	Penguins	2-3	L
4	May 9	Penguins	1-4	L

# RANGERS PLAYOFF RESULTS GAME-BY-GAME

5 May 11 at Penguins 3-7 L  
Penguins Won Conference Semifinals 4-1

## 1997 PLAYOFFS

GAME	DATE	OPPONENT	SCORE	RESULT
1	Apr. 17	at Florida	0-3	L
2	Apr. 20	at Florida	3-0	W
3	Apr. 22	Florida	4-3	W(OT)
4	Apr. 23	Florida	3-2	W
5	Apr. 25	at Florida	3-2	W(OT)

NY Rangers Won Conference Quarterfinals 4-1

1	May 2	at New Jersey	0-2	L
2	May 4	at New Jersey	2-0	W
3	May 6	New Jersey	3-2	W
4	May 8	New Jersey	3-0	W
5	May 11	at New Jersey	2-1	W(OT)

NY Rangers Won Conference Semifinals 4-1

1	May 16	at Philadelphia	1-3	L
2	May 18	at Philadelphia	5-4	W
3	May 20	Philadelphia	3-6	L
4	May 23	Philadelphia	2-3	L
5	May 25	at Philadelphia	2-4	L

Philadelphia Won Conference Finals 4-1

## 1998 PLAYOFFS

Did not make playoffs

## 1999 PLAYOFFS

Did not make playoffs

## 2000 PLAYOFFS

Did not make playoffs

## 2001 PLAYOFFS

Did not make playoffs

## 2002 PLAYOFFS

Did not make playoffs

## 2003 PLAYOFFS

Did not make playoffs

## 2004 PLAYOFFS

Did not make playoffs

## 2006 PLAYOFFS

GAME	DATE	OPPONENT	SCORE	RESULT
1	Apr. 22	at New Jersey	1-6	L
2	Apr. 24	at New Jersey	1-4	L
3	Apr. 26	New Jersey	0-3	L
4	Apr. 29	New Jersey	2-4	L

New Jersey Won Conference Quarterfinals 4-0

## 2007 PLAYOFFS

GAME	DATE	OPPONENT	SCORE	RESULT
1	Apr. 12	at Thrashers	4-3	W
2	Apr. 14	at Thrashers	2-1	W
3	Apr. 17	Thrashers	7-0	W
4	Apr. 18	Thrashers	4-2	W

NY Rangers Won Conference Quarterfinals 4-0

1	Apr. 25	at Buffalo	2-5	L
2	Apr. 27	at Buffalo	2-3	L
3	Apr. 29	Buffalo	2-1	W(2OT)
4	May 1	Buffalo	2-1	W
5	May 4	at Buffalo	1-2	L(OT)
6	May 6	Buffalo	4-5	L

Buffalo Won Conference Semifinals 4-2

## 2008 PLAYOFFS

GAME	DATE	OPPONENT	SCORE	RESULT
1	Apr. 9	at New Jersey	4-1	W
2	Apr. 11	at New Jersey	2-1	W
3	Apr. 13	New Jersey	3-4	L(OT)
4	Apr. 16	New Jersey	5-3	W
5	Apr. 18	at New Jersey	5-3	W

NY Rangers Won Conference Quarterfinals 4-1

1	Apr. 25	at Penguins	4-5	L
2	Apr. 27	at Penguins	0-2	L
3	Apr. 29	Penguins	3-5	L
4	May 1	Penguins	3-0	W
5	May 4	at Penguins	2-3	L(OT)

Penguins Won Conference Semifinals 4-1

## 2009 PLAYOFFS

GAME	DATE	OPPONENT	SCORE	RESULT
1	Apr. 15	at Washington	4-3	W
2	Apr. 18	at Washington	1-0	W
3	Apr. 20	Washington	0-4	L
4	Apr. 22	Washington	2-1	W
5	Apr. 24	at Washington	0-4	L
6	Apr. 26	Washington	3-5	L
7	Apr. 28	at Washington	1-2	L

Washington Won Conference Quarterfinals 4-3

## 2010 PLAYOFFS

Did not make playoffs

## 2011 PLAYOFFS

GAME	DATE	OPPONENT	SCORE	RESULT
1	Apr. 13	at Washington	1-2	L(OT)
2	Apr. 15	at Washington	0-2	L
3	Apr. 17	Washington	3-2	W
4	Apr. 20	Washington	3-4	L(2OT)
5	Apr. 23	at Washington	1-3	L

Washington Won Conference Quarterfinals 4-1

## 2012 PLAYOFFS

GAME	DATE	OPPONENT	SCORE	RESULT
1	Apr. 12	Ottawa	4-2	W
2	Apr. 14	Ottawa	2-3	L(OT)
3	Apr. 16	at Ottawa	1-0	W
4	Apr. 18	at Ottawa	2-3	L(OT)
5	Apr. 21	Ottawa	0-2	L
6	Apr. 23	at Ottawa	3-2	W
7	Apr. 26	Ottawa	2-1	W

NY Rangers Won Conference Quarterfinals 4-3

1	Apr. 28	Washington	3-1	W
2	Apr. 30	Washington	2-3	L
3	May 2	at Washington	2-1	W(3OT)
4	May 5	at Washington	2-3	L
5	May 7	Washington	3-2	W(OT)
6	May 9	at Washington	1-2	L
7	May 12	Washington	2-1	W

NY Rangers Won Conference Semifinals 4-3

1	May 14	New Jersey	3-0	W
2	May 16	New Jersey	2-3	L
3	May 19	at New Jersey	3-0	W
4	May 21	at New Jersey	1-4	L
5	May 23	New Jersey	3-5	L
6	May 25	at New Jersey	2-3	L(OT)

New Jersey Won Conference Finals 4-2

## 2013 PLAYOFFS

GAME	DATE	OPPONENT	SCORE	RESULT
1	May 2	at Washington	1-3	L
2	May 4	at Washington	0-1	L(OT)
3	May 6	Washington	4-3	W
4	May 8	Washington	4-3	W
5	May 10	at Washington	1-2	L(OT)
6	May 12	Washington	1-0	W
7	May 13	at Washington	5-0	W

NY Rangers Won Conference Quarterfinals 4-3

1	May 16	at Boston	2-3	L(OT)
2	May 19	at Boston	2-5	L
3	May 21	Boston	1-2	L
4	May 23	Boston	4-3	W(OT)
5	May 25	at Boston	1-3	L

Boston Won Conference Semifinals 4-1

## 2014 PLAYOFFS

GAME	DATE	OPPONENT	SCORE	RESULT
1	Apr. 17	Philadelphia	4-1	W
2	Apr. 20	Philadelphia	2-4	L
3	Apr. 22	at Philadelphia	4-1	W
4	Apr. 25	Philadelphia	1-2	L
5	Apr. 27	Philadelphia	4-2	W
6	Apr. 29	at Philadelphia	2-5	L
7	Apr. 30	Philadelphia	2-1	W

NY Rangers Won First Round 4-3

1	May 2	at Penguins	3-2	W(OT)
2	May 4	at Penguins	0-3	L
3	May 5	Penguins	0-2	L
4	May 7	Penguins	2-4	L
5	May 9	at Penguins	5-1	W
6	May 11	Penguins	3-1	W
7	May 13	at Penguins	2-1	W

NY Rangers Won Second Round 4-3

# RANGERS PLAYOFF RESULTS GAME-BY-GAME

1	May 17	at Canadiens	7-2	W
2	May 19	at Canadiens	3-1	W
3	May 22	Canadiens	2-3	L(OT)
4	May 25	Canadiens	3-2	W(OT)
5	May 27	at Canadiens	4-7	L
6	May 29	Canadiens	1-0	W

NY Rangers Won Conference Final 4-2

1	June 4	at Los Angeles	2-3	L(OT)
2	June 7	at Los Angeles	4-5	L(2OT)
3	June 9	Los Angeles	0-3	L
4	June 11	Los Angeles	2-1	W
5	June 13	at Los Angeles	2-3	L(2OT)

Los Angeles Won Stanley Cup Final 4-1

## 2015 PLAYOFFS

GAME	DATE	OPPONENT	SCORE	RESULT
1	Apr. 16	Penguins	2-1	W
2	Apr. 18	Penguins	3-4	L
3	Apr. 20	at Penguins	2-1	W
4	Apr. 22	at Penguins	2-1	W(OT)
5	Apr. 24	Penguins	2-1	W(OT)

NY Rangers Won First Round 4-1

1	Apr. 30	Washington	1-2	L
2	May 2	Washington	3-2	W
3	May 4	at Washington	0-1	L
4	May 6	at Washington	1-2	L
5	May 8	Washington	2-1	W(OT)
6	May 10	at Washington	4-3	W
7	May 13	Washington	2-1	W(OT)

NY Rangers Won Second Round 4-3

1	May 16	Tampa Bay	2-1	W
2	May 18	Tampa Bay	2-6	L
3	May 20	at Tampa Bay	5-6	L(OT)
4	May 22	at Tampa Bay	5-1	W
5	May 24	Tampa Bay	0-2	L
6	May 26	at Tampa Bay	7-3	W
7	May 29	Tampa Bay	0-2	L

Tampa Bay Won Conference Final 4-3

## 2016 PLAYOFFS

GAME	DATE	OPPONENT	SCORE	RESULT
1	Apr. 13	at Penguins	2-5	L
2	Apr. 16	at Penguins	4-2	W
3	Apr. 19	Penguins	1-3	L
4	Apr. 21	Penguins	0-5	L
5	Apr. 23	at Penguins	3-6	L

Penguins Won First Round 4-1

## 2017 PLAYOFFS

GAME	DATE	OPPONENT	SCORE	RESULT
1	Apr. 12	at Canadiens	2-0	W
2	Apr. 14	at Canadiens	3-4	L(OT)
3	Apr. 16	Canadiens	1-3	L
4	Apr. 18	Canadiens	2-1	W
5	Apr. 20	at Canadiens	3-2	W(OT)
6	Apr. 22	Canadiens	3-1	W

NY Rangers Won First Round 4-2

1	Apr. 27	at Ottawa	1-2	L
2	Apr. 29	at Ottawa	5-6	L(2OT)
3	May 2	Ottawa	4-1	W
4	May 4	Ottawa	4-1	W
5	May 6	at Ottawa	4-5	L(OT)
6	May 9	Ottawa	2-4	L

Ottawa Won Second Round 4-2

## 2018 PLAYOFFS

Did not make playoffs

## 2019 PLAYOFFS

Did not make playoffs

## 2020 PLAYOFFS

GAME	DATE	OPPONENT	SCORE	RESULT
1*	Aug. 1	at Carolina	2-3	L
2*	Aug. 3	at Carolina	1-4	L
3*	Aug. 4	Carolina	1-4	L

\* All games were played in Toronto  
Carolina Won Qualifying Round 3-0

## 2021 PLAYOFFS

Did not make playoffs

2022 PLAYOFFS				
GAME	DATE	OPPONENT	SCORE	RESULT
1	May 3	Pittsburgh	3-4	L(OT)
2	May 5	Pittsburgh	5-2	W
3	May 7	at Pittsburgh	4-7	L
4	May 9	at Pittsburgh	2-7	L
5	May 11	Pittsburgh	5-3	W
6	May 13	at Pittsburgh	5-3	W
7	May 15	Pittsburgh	4-3	W(OT)

NY Rangers Won First Round 4-3

1	May 18	at Carolina	1-2	L(OT)
2	May 20	at Carolina	0-2	L
3	May 22	Carolina	3-1	W
4	May 24	Carolina	4-1	W
5	May 26	at Carolina	1-3	L
6	May 28	Carolina	5-2	W
7	May 30	at Carolina	6-2	W

NY Rangers Won Second Round 4-3

1	June 1	Tampa Bay	6-2	W
2	June 3	Tampa Bay	3-2	W
3	June 5	at Tampa Bay	2-3	L
4	June 7	at Tampa Bay	1-4	L
5	June 9	Tampa Bay	1-3	L
6	June 11	at Tampa Bay	1-2	L

Tampa Bay Won Conference Final 4-2

## 2023 PLAYOFFS

GAME	DATE	OPPONENT	SCORE	RESULT
1	April 18	at New Jersey	5-1	W
2	April 20	at New Jersey	5-1	W
3	April 22	New Jersey	1-2	L(OT)
4	April 24	New Jersey	1-3	L
5	April 27	at New Jersey	0-4	L
6	April 29	New Jersey	5-2	W
7	May 1	at New Jersey	0-4	L

New Jersey Won First Round 4-3

## 2024 PLAYOFFS

GAME	DATE	OPPONENT	SCORE	RESULT
1	Apr. 21	Washington	4-1	W
2	Apr. 23	Washington	4-3	W
3	Apr. 26	at Washington	3-1	W
4	Apr. 28	at Washington	4-2	W

NY Rangers Won First Round 4-0

1	May 5	Carolina	4-3	W
2	May 7	Carolina	4-3	W(OT)
3	May 9	at Carolina	3-2	W(OT)
4	May 11	at Carolina	3-4	L
5	May 13	Carolina	1-4	L
6	May 16	Carolina	5-3	W

NY Rangers Won Second Round 4-2

1	May 22	Florida	0-3	L
2	May 24	Florida	2-1	W(OT)
3	May 26	at Florida	5-4	W(OT)
4	May 28	at Florida	2-3	L(OT)
5	May 30	Florida	2-3	L
6	June 1	at Florida	1-2	L

Florida Won Conference Final 4-2

## ALL-TIME PLAYOFF OVERTIME RESULTS

DATE	PLACE	OPPONENT	GAME/SERIES	FINAL SCORE	GOAL SCORER	TIME	SERIES WINNER
4-7-28	Mtl.	Maroons	2/F	2-1	Frank Boucher	7:05	Rangers
3-21-29	MSG	Americans	2/Q	1-0	Butch Keeling	29:50	Rangers
3-26-29	Tor.	Maple Leafs	2/S	2-1	Frank Boucher	2:05	Rangers
3-28-30	Mtl.	Canadiens	1/S	1-2	Gus Rivers	68:52	Canadiens
3-26-32	Mtl.	Canadiens	2/S	4-3	Bun Cook	59:32	Rangers
4-13-33	Tor.	Maple Leafs	4/F	1-0	Bill Cook*	7:33	Rangers
3-25-37	MSG	Maple Leafs	2/Q	2-1	Babe Pratt	13:05	Rangers
3-22-38	MSG	Americans	1/Q	1-2	Johnny Sorrell	21:25	Americans
3-27-38	MSG	Americans	3/Q	2-3	Lorne Carr	60:40	Americans
3-21-39	MSG	Bruins	1/S	1-2	Mel Hill	59:25	Bruins
3-23-39	Bos.	Bruins	2/S	2-3	Mel Hill	8:24	Bruins
3-30-39	Bos.	Bruins	5/S	2-1	Clint Smith	17:19	Bruins
4-2-39	Bos.	Bruins	7/S	1-2	Mel Hill	48:00	Bruins
4-2-40	MSG	Maple Leafs	1/F	2-1	Alf Pike	15:30	Rangers
4-11-40	Tor.	Maple Leafs	5/F	2-1	Muzz Patrick	31:43	Rangers
4-13-40	Tor.	Maple Leafs	6/F	3-2	Bryan Hextall*	2:07	Rangers
3-20-41	Det.	Red Wings	1/Q	1-2	Gus Giesebrecht	12:01	Red Wings
4-4-50	Mtl.	Canadiens	4/S	2-3	Elmer Lach	15:19	Rangers
4-18-50	Det.	Red Wings	4/F	4-3	Don Raleigh	8:34	Red Wings
4-20-50	Det.	Red Wings	5/F	2-1	Don Raleigh	1:38	Red Wings
4-23-50	Det.	Red Wings	7/F	3-4	Pete Babando*	28:31	Red Wings
3-28-57	MSG	Canadiens	2/S	4-3	Andy Heberton	13:38	Canadiens
4-4-57	Mtl.	Canadiens	5/S	3-4	Maurice Richard	1:11	Canadiens
3-27-58	MSG	Bruins	2/S	3-4	Jerry Toppazzini	4:46	Bruins
4-5-62	Tor.	Maple Leafs	5/S	2-3	Red Kelly	24:23	Maple Leafs
4-13-67	MSG	Canadiens	4/S	1-2	John Ferguson	6:28	Canadiens
4-15-71	Tor.	Maple Leafs	6/Q	2-1	Bob Nevin	9:07	Rangers
4-18-71	Chi.	Black Hawks	1/S	2-1	Pete Stenkowski	1:37	Black Hawks
4-27-71	Chi.	Black Hawks	5/S	2-3	Bobby Hull	6:35	Black Hawks
4-29-71	MSG	Black Hawks	6/S	3-2	Pete Stenkowski	41:29	Black Hawks
4-16-74	Mtl.	Canadiens	5/Q	3-2	Ron Harris	4:07	Rangers
4-28-74	MSG	Flyers	4/S	2-1	Rod Gilbert	4:20	Flyers
4-11-75	MSG	Islanders	3/P	3-4	J.P. Parise	0:11	Islanders
4-13-78	MSG	Sabres	2/P	4-3	Don Murdoch	1:37	Sabres
4-12-79	L.A.	Kings	2/P	2-1	Phil Esposito	6:11	Rangers
4-16-79	Phi.	Flyers	1/Q	2-3	Ken Linseman	0:44	Rangers
4-28-79	Nass.	Islanders	2/S	3-4	Denis Potvin	8:02	Rangers
5-3-79	MSG	Islanders	4/S	2-3	Bob Nystrom	3:40	Rangers
5-19-79	MSG	Canadiens	4/F	3-4	Serge Savard	7:25	Canadiens
4-8-80	MSG	Flames	1/P	2-1	Steve Vickers	0:33	Rangers
4-18-82	MSG	Islanders	3/DF	3-4	Bryan Trottier	3:00	Islanders
4-10-84	Nass.	Islanders	5/DSF	2-3	Ken Morrow	8:56	Islanders
4-10-85	Phi.	Flyers	1/DSF	4-5	Mark Howe	8:01	Flyers
4-17-86	Wsh.	Capitals	1/DF	4-3	Brian MacLellan	1:16	Rangers
4-23-86	MSG	Capitals	4/DF	6-5	Bob Brooke	2:40	Rangers
5-5-86	MSG	Canadiens	3/CF	3-4	Claude Lemieux	9:41	Canadiens
4-9-90	Nass.	Islanders	3/DSF	3-4	Brent Sutter	20:59	Rangers
4-25-90	Wsh.	Capitals	4/DF	3-4	Rod Langway	0:34	Capitals
4-27-90	MSG	Capitals	5/DF	1-2	John Druce	6:48	Capitals
4-11-91	MSG	Capitals	5/DSF	4-5	Dino Ciccarelli	6:44	Capitals
5-7-92	Pit.	Penguins	3/DF	6-5	Kris King	1:29	Penguins
5-9-92	Pit.	Penguins	4/DF	4-5	Ron Francis	2:47	Penguins

QR: Qualifying Round; P: Preliminary Round; Q: Quarterfinals; FR: First Round; SR: Second Round; DSF: Division Semifinals; DF: Division Finals; CQF: Conference Quarterfinals; CSF: Conference Semifinals; CF: Conference Finals; S: Semifinals; F: Finals

\* Goal decided Stanley Cup.

## ALL-TIME PLAYOFF OVERTIME RESULTS

DATE	PLACE	OPPONENT	GAME/SERIES	FINAL SCORE	GOAL SCORER	TIME	SERIES WINNER
5-15-94	MSG	Devils	1/CF	3-4	Stephane Richer	35:23	Rangers
5-19-94	N.J.	Devils	3/CF	3-2	Stephane Matteau	26:13	Rangers
5-27-94	MSG	Devils	7/CF	2-1	Stephane Matteau	24:24	Rangers
5-31-94	MSG	Canucks	1/F	2-3	Greg Adams	19:26	Rangers
5-12-95	MSG	Nordiques	4/CQF	3-2	Steve Larmer	8:09	Rangers
5-21-95	Phi.	Flyers	1/CSF	4-5	Eric Desjardins	7:03	Flyers
5-22-95	Phi.	Flyers	2/CSF	3-4	Kevin Haller	0:25	Flyers
4-16-96	MSG	Canadiens	1/CQF	2-3	Vincent Dampousse	5:04	Rangers
4-22-97	MSG	Panthers	3/CQF	4-3	Esa Tikkanen	16:29	Rangers
4-25-97	Fla.	Panthers	5/CQF	3-2	Esa Tikkanen	12:02	Rangers
5-11-97	N.J.	Devils	5/CSF	2-1	Adam Graves	14:08	Rangers
4-29-07	MSG	Sabres	3/CSF	2-1	Michal Rozsival	36:43	Sabres
5-4-07	Buf.	Sabres	5/CSF	1-2	Maxim Afinogenov	4:39	Sabres
4-13-08	MSG	Devils	3/CQF	3-4	John Madden	6:01	Rangers
5-4-08	Pit.	Penguins	5/CSF	2-3	Marian Hossa	7:10	Penguins
4-13-11	Wsh.	Capitals	1/CQF	1-2	Alexander Semin	18:24	Capitals
4-20-11	MSG	Capitals	4/CQF	3-4	Jason Chimera	32:36	Capitals
4-14-12	MSG	Senators	2/CQF	2-3	Chris Neil	1:17	Rangers
4-18-12	Ott.	Senators	4/CQF	2-3	Kyle Turris	2:42	Rangers
5-2-12	Wsh.	Capitals	3/CSF	2-1	Marian Gaborik	54:41	Rangers
5-7-12	MSG	Capitals	5/CSF	3-2	Marc Staal	1:35	Rangers
5-25-12	N.J.	Devils	6/CF	2-3	Adam Henrique	1:03	Devils
5-4-13	Wsh.	Capitals	2/CQF	0-1	Mike Green	8:00	Rangers
5-10-13	Wsh.	Capitals	5/CQF	1-2	Mike Ribeiro	9:24	Rangers
5-16-13	Bos.	Bruins	1/CSF	2-3	Brad Marchand	15:40	Bruins
5-23-13	MSG	Bruins	4/CSF	4-3	Chris Kreider	7:03	Bruins
5-2-14	Pit.	Penguins	1/SR	3-2	Derick Brassard	3:06	Rangers
5-22-14	MSG	Canadiens	3/CF	2-3	Alex Galchenyuk	1:12	Rangers
5-25-14	MSG	Canadiens	4/CF	3-2	Martin St. Louis	6:02	Rangers
6-4-14	L.A.	Kings	1/F	2-3	Justin Williams	4:36	Kings
6-7-14	L.A.	Kings	2/F	4-5	Dustin Brown	30:26	Kings
6-13-14	L.A.	Kings	5/F	2-3	Alec Martinez*	34:43	Kings
4-22-15	Pit.	Penguins	4/FR	2-1	Kevin Hayes	3:14	Rangers
4-24-15	MSG	Penguins	5/FR	2-1	Carl Hagelin	10:52	Rangers
5-8-15	MSG	Capitals	5/SR	2-1	Ryan McDonagh	9:37	Rangers
5-13-15	MSG	Capitals	7/SR	2-1	Derek Stepan	11:24	Rangers
5-20-15	T.B.	Lightning	3/CF	5-6	Nikita Kucherov	3:33	Lightning
4-14-17	Mtl.	Canadiens	2/FR	3-4	Alexander Radulov	18:34	Rangers
4-20-17	Mtl.	Canadiens	5/FR	3-2	Mika Zibanejad	14:22	Rangers
4-29-17	Ott.	Senators	2/SR	5-6	Jean-Gabriel Pageau	22:54	Senators
5-6-17	Ott.	Senators	5/SR	4-5	Kyle Turris	6:28	Senators
5-3-22	MSG	Penguins	1/FR	3-4	Evgeni Malkin	45:58	Rangers
5-15-22	MSG	Penguins	7/FR	4-3	Artemi Panarin	4:46	Rangers
5-18-22	Car.	Hurricanes	1/SR	1-2	Ian Cole	3:12	Rangers
4-22-23	MSG	Devils	3/FR	1-2	Dougie Hamilton	11:36	Devils
5-7-24	MSG	Hurricanes	2/SR	4-3	Vincent Trocheck	27:24	Rangers
5-9-24	Car.	Hurricanes	3/SR	3-2	Artemi Panarin	1:34	Rangers
5-24-24	MSG	Panthers	2/CF	2-1	Barclay Goodrow	14:01	Panthers
5-26-24	Fla.	Panthers	3/CF	5-4	Alexander Wennberg	5:34	Panthers
5-28-24	Fla.	Panthers	4/CF	2-3	Sam Reinhart	1:12	Panthers

QR: Qualifying Round; P: Preliminary Round; Q: Quarterfinals; FR: First Round; SR: Second Round; DSF: Division Semifinals; DF: Division Finals; CQF: Conference Quarterfinals; CSF: Conference Semifinals; CF: Conference Finals; S: Semifinals; F: Finals

\* Goal decided Stanley Cup.

## ALL-TIME PLAYOFF SCORING LIST

NAME & POSITION	GP	G	A	PTS	PIM
1 Brian Leetch (D)	82	28	61	89	30
2 Mark Messier (C)	70	29	51	80	69
<b>3 Chris Kreider (LW)</b>	<b>123</b>	<b>48</b>	<b>28</b>	<b>76</b>	<b>84</b>
4 Rod Gilbert (RW)	79	34	33	67	43
5 Don Maloney (LW)	85	22	35	57	91
<b>6 Mika Zibanejad (C)</b>	<b>58</b>	<b>17</b>	<b>38</b>	<b>55</b>	<b>12</b>
7 Walt Tkaczuk (C)	93	19	32	51	119
8 Ron Greschner (D)	84	17	32	49	106
9 Steve Vickers (LW)	68	24	25	49	58
10 Derek Stepan (C)	97	19	30	49	24
11 Ron Duguay (C)	69	28	19	47	103
12 Anders Hedberg (RW)	58	22	24	46	31
13 Adam Graves (LW)	68	28	16	44	70
14 Brad Park (D)	64	12	32	44	129
15 Derick Brassard (C)	59	18	26	44	30
16 Jean Ratelle (C)	65	9	33	42	12
17 Vic Hadfield (LW)	62	22	19	41	106
18 Ryan McDonagh (D)	96	10	31	41	49
19 Alex Kovalev (RW)	44	16	23	39	42
<b>20 Adam Fox (D)</b>	<b>46</b>	<b>5</b>	<b>34</b>	<b>39</b>	<b>28</b>
21 Rick Nash (LW)	73	14	24	38	20
22 Frank Boucher (C)	54	16	20	36	12
23 Pete Stelmowski (C)	55	18	18	36	75
<b>24 Artemi Panarin (LW)</b>	<b>46</b>	<b>12</b>	<b>23</b>	<b>35</b>	<b>14</b>
25 Bill Fairbairn (RW)	51	13	21	34	42
26 Dan Girardi (D)	122	6	27	33	36
27 Barry Beck (D)	49	10	22	32	77
28 Bobby Rousseau (RW)	38	9	22	31	15
29 James Patrick (D)	63	5	26	31	62
30 Mats Zuccarello (RW)	60	11	20	31	46
31 Sergei Zubov (D)	32	8	22	30	2
32 Ted Irvine (LW)	60	10	18	28	102
33 Brad Richards (C)	55	12	16	28	14
34 Phil Esposito (C)	30	11	16	27	33
35 Jaromir Jagr (RW)	23	10	17	27	26
36 Phil Watson (RW)	45	7	20	27	51
37 Reijo Ruotsalainen (D)	43	11	16	27	22
38 Neil Colville (C)	45	7	19	26	32
39 Mike Gartner (RW)	29	14	12	26	16
40 Pierre Larouche (C)	27	14	12	26	6
41 Carl Hagelin (LW)	73	12	14	26	39
42 Bill Cook (RW)	46	13	11	24	70
43 Bruce MacGregor (C)	51	10	14	24	10
44 Alex Shibicky (RW)	39	12	12	24	12
45 Dave Maloney (D)	48	7	17	24	91
46 Mark Pavelich (C)	23	7	17	24	14
47 Ryan Callahan (RW)	59	14	10	24	38
49 Butch Keeling (LW)	47	12	11	23	34
50 Eddie Johnstone (RW)	53	13	10	23	83
<b>51 Alexis Lafrenière (LW)</b>	<b>43</b>	<b>10</b>	<b>13</b>	<b>23</b>	<b>17</b>

**Bold = Active Rangers**



## ALL-TIME PLAYOFF LEADERS

GAMES PLAYED	
PLAYER	TOTAL
Chris Kreider	123
Dan Girardi	122
Marc Staal	107
Derek Stepan	97
Ryan McDonagh	96
Walt Tkaczuk	93
Don Maloney	85
Ron Greschner	84
Brian Leetch	82
Rod Gilbert	79
Rick Nash	73
Carl Hagelin	73
Jeff Beukeboom	70
Mark Messier	70
Ron Duguay	69

GOALS	
Chris Kreider	48
Rod Gilbert	34
Mark Messier	29
Ron Duguay	28
Adam Graves	28
Brian Leetch	28
Steve Vickers	24
Vic Hadfield	22
Anders Hedberg	22
Don Maloney	22
Walt Tkaczuk	19
Derek Stepan	19
Pete Stelmowski	18
Derick Brassard	18
Ron Greschner	17
Mika Zibanejad	17

ASSISTS	
Brian Leetch	61
Mark Messier	51
Mika Zibanejad	38
Don Maloney	35
Adam Fox	34
Rod Gilbert	33
Jean Ratelle	33
Ron Greschner	32
Brad Park	32
Walt Tkaczuk	32
Ryan McDonagh	31
Derek Stepan	30
Chris Kreider	28
Dan Girardi	27

PENALTY MINUTES	
Ching Johnson	150
Jeff Beukeboom	147
Ed Hospodar	135
Brad Park	129
Walt Tkaczuk	119
Vic Hadfield	106
Ron Greschner	106
Ron Duguay	103
Ted Irvine	102
Troy Mallette	99
Mark Hardy	94
Mike Allison	92
Don Maloney	91
Dave Maloney	91
Joey Kocur	84
Chris Kreider	84
Eddie Johnston	83

GOALS BY A DEFENSEMAN	
PLAYER	TOTAL
Brian Leetch	28
Ron Greschner	17
Brad Park	12
Reijo Ruotsalainen	11
Barry Beck	10
Ryan McDonagh	10
Babe Pratt	9
Sergei Zubov	8
Dave Maloney	7
Marc Staal	7
Ott Heller	6
Dan Girardi	6

ASSISTS BY A DEFENSEMAN	
Brian Leetch	61
Adam Fox	34
Ron Greschner	32
Brad Park	32
Ryan McDonagh	31
Dan Girardi	27
James Patrick	26
Barry Beck	22
Sergei Zubov	22

POINTS BY A DEFENSEMAN	
Brian Leetch	89
Ron Greschner	49
Brad Park	44
Ryan McDonagh	41
Adam Fox	39
Dan Girardi	33
Barry Beck	32
James Patrick	31
Sergei Zubov	30
Reijo Ruotsalainen	27
Dave Maloney	24
Dale Rolfe	22

WINS	
Henrik Lundqvist	61
Mike Richter	41
Ed Giacomin	29
Igor Shesterkin	23
Dave Kerr	17
John Davidson	16
John Vanbiesbrouck	13
Eddie Mio	9
Chuck Rayner	9
John Ross Roach	9
Steve Baker	7
Andy Aitkenhead	6
Gilles Villemure	5
Gump Worsley	5

SHUTOUTS	
Henrik Lundqvist	10
Mike Richter	9
Dave Kerr	7
John Ross Roach	5
Andy Aitkenhead	3

APPEARANCES	
Henrik Lundqvist	130
Mike Richter	76
Ed Giacomin	65
Igor Shesterkin	44
John Vanbiesbrouck	38
Dave Kerr	32
John Davidson	30

## SINGLE SEASON PLAYOFF LEADERS

GOALS		
PLAYER	YEAR	TOTAL
Mark Messier	1993-94	12
Brian Leetch	1993-94	11
Mika Zibanejad	2021-22	10
Chris Kreider	2021-22	10
Adam Graves	1993-94	10
Wayne Gretzky	1996-97	10
Steve Larmer	1993-94	9
Alex Kovalev	1993-94	9
Esa Tikkanen	1996-97	9
Derrick Brassard	2014-15	9
Cecil Dillon	1932-33	8
Vic Hadfield	1970-71	8
Phil Esposito	1978-79	8
Ron Duguay	1980-81	8
Anders Hedberg	1980-81	8
Ulf Nilsson	1980-81	8
Pierre Larouche	1985-86	8
Mike Gartner	1991-92	8
Martin St. Louis	2013-14	8

ASSISTS		
PLAYER	YEAR	TOTAL
Brian Leetch	1993-94	23
Adam Fox	2021-22	18
Mark Messier	1993-94	18
Mika Zibanejad	2021-22	14
Sergei Zubov	1993-94	14
Don Maloney	1978-79	13
Ryan McDonagh	2013-14	13
Phil Esposito	1978-79	12
Alex Kovalev	1993-94	12
Bobby Rousseau	1971-72	11
Mike McEwen	1978-79	11
Brian Leetch	1991-92	11

POINTS		
PLAYER	YEAR	TOTAL
Brian Leetch	1993-94	34
Mark Messier	1993-94	30
Mika Zibanejad	2021-22	24
Adam Fox	2021-22	23
Alex Kovalev	1993-94	21
Don Maloney	1978-79	20
Phil Esposito	1978-79	20
Wayne Gretzky	1996-97	20
Sergei Zubov	1993-94	19
Bobby Rousseau	1971-72	17
Ron Duguay	1980-81	17
Pierre Larouche	1985-86	17
Adam Graves	1993-94	17
Ryan McDonagh	2013-14	17

PENALTY MINUTES		
PLAYER	YEAR	TOTAL
Ed Hospodar	1980-81	93
Troy Mallette	1989-90	81
Chris Kotsopoulos	1980-81	63
Jeff Beukeboom	1993-94	50
Jeff Beukeboom	1991-92	47
Ching Johnson	1927-28	46
Vic Hadfield	1970-71	46
Gary Doak	1971-72	46
Larry Melnyk	1985-86	46
Dave Maloney	1978-79	45
Wilf Paiement	1985-86	45

POWER PLAY GOALS		
PLAYER	YEAR	TOTAL
Mika Zibanejad	2021-22	6
Adam Graves	1995-96	6
Chris Kreider	2022-23	5
Alex Kovalev	1993-94	5

SHORTHAND GOALS		
PLAYER	YEAR	TOTAL
Cecil Dillon	1932-33	3
Mac Colville	1939-40	2
Bob Brooke	1985-86	2
Mark Messier	1991-92	2
Carl Hagelin	2013-14	2

GOALS BY A ROOKIE		
PLAYER	YEAR	TOTAL
Don Maloney	1978-79	7
Mike Ridley	1985-86	6
Steve Vickers	1972-73	5
Lance Nethery	1980-81	5
Chris Kreider	2011-12	5
Chris Kreider	2013-14	5
Reijo Ruotsalainen	1981-82	4
Niklas Sundstrom	1995-96	4
Brandon Dubinsky	2007-08	4
Brady Skjei	2016-17	4

POINTS BY A ROOKIE		
PLAYER	YEAR	TOTAL
Don Maloney	1978-79	20
Mike Ridley	1985-86	14
Chris Kreider	2013-14	13
Steve Vickers	1972-73	9
Reijo Ruotsalainen	1981-82	9
Tony Amonte	1991-92	9
Lance Nethery	1980-81	8
Peter Wallin	1980-81	8
Brandon Dubinsky	2007-08	8
Mikko Leimonen	1981-82	7
Kelly Miller	1985-86	7
Darren Turcotte	1989-90	7
Niklas Sundstrom	1995-96	7
Chris Kreider	2011-12	7
Kevin Hayes	2014-15	7

GOALS BY A DEFENSEMAN		
PLAYER	YEAR	TOTAL
Brian Leetch	1993-94	11
Ron Greschner	1978-79	7
Brian Leetch	1994-95	6
Adam Fox	2021-22	5
Barry Beck	1980-81	5
Sergei Zubov	1993-94	5
Brad Park	1971-72	4
Dale Rolfe	1971-72	4
Brad Park	1973-74	4
Ron Greschner	1980-81	4
Reijo Ruotsalainen	1981-82	4
Reijo Ruotsalainen	1982-83	4
Brian Leetch	1991-92	4
Ryan McDonagh	2013-14	4
Brady Skjei	2016-17	4

POINTS BY A DEFENSEMAN		
PLAYER	YEAR	TOTAL
Brian Leetch	1993-94	34
Adam Fox	2021-22	23
Sergei Zubov	1993-94	19
Ryan McDonagh	2013-14	17
Brian Leetch	1991-92	15
Brian Leetch	1994-95	14
Mike McEwen	1978-79	13
Barry Beck	1980-81	13
Brad Park	1973-74	12
Ron Greschner	1978-79	12
Ron Greschner	1980-81	12
Dan Girardi	2011-12	12

WINS		
PLAYER	YEAR	TOTAL
Mike Richter	1993-94	16
Henrik Lundqvist	2013-14	13
John Davidson	1978-79	11
Henrik Lundqvist	2014-15	11
Igor Shesterkin	2021-22	10
Henrik Lundqvist	2011-12	10
Mike Richter	1996-97	9
Dave Kerr	1939-40	8
John Vanbiesbrouck	1985-86	8
Chuck Rayner	1949-50	7
Ed Giacomin	1970-71	7
Ed Giacomin	1973-74	7
Steve Baker	1980-81	7

SHUTOUTS		
PLAYER	YEAR	TOTAL
Dave Kerr	1936-37	4
Mike Richter	1993-94	4
John Ross Roach	1928-29	3
Dave Kerr	1939-40	3
Mike Richter	1996-97	3
Henrik Lundqvist	2011-12	3

APPEARANCES		
PLAYER	YEAR	TOTAL
Henrik Lundqvist	2013-14	25
Mike Richter	1993-94	23
Igor Shesterkin	2021-22	20
Henrik Lundqvist	2011-12	20
Henrik Lundqvist	2014-15	19
John Davidson	1978-79	18
John Vanbiesbrouck	1985-86	16
Mike Richter	1996-97	15
Steve Baker	1980-81	14
Ed Giacomin	1973-74	13
Dave Kerr	1939-40	12
Chuck Rayner	1949-50	12
Ed Giacomin	1970-71	12
Henrik Lundqvist	2012-13	12
Henrik Lundqvist	2016-17	12
Mike Richter	1995-96	11

## STANLEY CUP WINNING GOALS

### BY RANGERS

YEAR	PLAYER, OPPONENT	LOCATION
1928	Frank Boucher vs. Montreal Maroons	at Montreal
1933	Bill Cook vs. Toronto Maple Leafs	at Toronto
1940	Bryan Hextall vs. Toronto Maple Leafs	at Toronto
1994	Mark Messier vs. Vancouver Canucks	at Madison Square Garden

### AGAINST RANGERS

YEAR	PLAYER, TEAM	LOCATION
1929	Bill Carson – Boston Bruins	at Madison Square Garden
1932	Ace Bailey – Toronto Maple Leafs	at Toronto
1937	Marty Barry – Detroit Red Wings	at Detroit
1950	Pete Babando – Detroit Red Wings	at Detroit
1972	Bobby Orr – Boston Bruins	at Madison Square Garden
1979	Jacques Lemaire – Montreal Canadiens	at Montreal
2014	Alec Martinez – Los Angeles Kings	at Los Angeles

## ALL-TIME PLAYOFF HAT TRICKS

Frank Boucher	vs. Toronto, 4/9/32 at Toronto, Finals Game 3, 6-4 Maple Leafs, Opposing Goalie: Lorne Chabot.
Bryan Hextall	vs. Toronto, 4/3/40 at New York, Finals Game 2, 6-2 Rangers, Opposing Goalie: Turk Broda.
Pentti Lund	vs. Montreal, 4/2/50 at New York, Semifinals Game 3, 4-1 Rangers, Opposing Goalie: Bill Durman.
Vic Hadfield	vs. Chicago, 4/22/71 at New York, Semifinals Game 3, 4-1 Rangers, Opposing Goalie: Tony Esposito.
Steve Vickers	vs. Boston, 4/10/73 at Boston, Quarterfinals Game 5, 6-3 Rangers, Opposing Goalies: Ross Brooks & Eddie Johnston.
Ron Duguay	vs. Philadelphia, 4/20/80 at New York, Quarterfinals Game 4, 4-2 Rangers, Opposing Goalie: Pete Peeters.
Mike Gartner	vs. Islanders, 4/13/90 at New York, Division Semifinals Game 5, 6-5 Rangers, Opposing Goalies: Mark Fitzpatrick and Glenn Healy.
Bernie Nicholls	vs. Washington, 4/19/90 at New York, Division Finals Game 1, 7-3 Rangers, Opposing Goalie: Mike Liut.
Mike Gartner	vs. New Jersey, 4/27/92 at New York, Division Semifinals Game 5, 8-5 Rangers, Opposing Goalie: Chris Terreri.
Mark Messier	vs. New Jersey, 5/25/94 at New Jersey, Conference Finals Game 6, 4-2 Rangers, Opposing Goalie: Martin Brodeur (Empty Net).
Brian Leetch	vs. Philadelphia, 5/22/95 at Philadelphia, Conference Semifinals Game 2, 4-3 Flyers, Opposing Goalie: Ron Hextall.
Wayne Gretzky	vs. Florida, 4/23/97 at New York, Conference Quarterfinals Game 4, 3-2 Rangers, Opposing Goalie: John Vanbiesbrouck.
Wayne Gretzky	vs. Philadelphia, 5/18/97 at Philadelphia, Conference Finals Game 2, 5-4 Rangers, Opposing Goalie: Garth Snow.
Michael Nylander	vs. Atlanta, 4/17/07 at New York, Conference Quarterfinals Game 3, 7-0 Rangers, Opposing Goalie: Kari Lehtonen.
Derick Brassard	vs. Tampa Bay, 5/26/15 at Tampa Bay, Conference Final Game 6, 7-3 Rangers, Opposing Goalie: Ben Bishop (Empty Net).
Chris Kreider	at Carolina, 5/16/24 at Carolina, Second Round Game 6, 5-3 Rangers, Opposing Goalie: Freddy Andersen

## ALL-TIME PLAYOFF HAT TRICKS AGAINST

Busher Jackson	4/5/32 at New York, Finals Game 1, 6-4 Maple Leafs, Goalie: John Ross Roach.
Maurice Richard	3/20/56 at Montreal, Semifinals Game 1, 7-1 Canadiens, Goalie: Gump Worsley.
Bernie Geoffrion	3/30/57 at Montreal, Semifinals Game 3, 8-3 Canadiens, Goalie: Gump Worsley.
Jerry Toppazzini	4/5/58 at Boston, Semifinals Game 6, 8-2 Boston, Goalie: Gump Worsley.
Phil Esposito	4/8/70 at Boston, Quarterfinals Game 1, 8-2 Boston, Goalie: Ed Giacomin.
Ken Hodge	4/30/72 at Boston, Finals Game 1, 6-5 Boston, Goalie: Ed Giacomin.
Yvan Cournoyer	4/10/74 at Montreal, Quarterfinals Game 2, 4-1 Canadiens, Goalie: Ed Giacomin.
Duane Sutter	4/15/83 at Long Island, Division Finals Game 2, 5-0 Islanders, Goalie: Glen Hanlon.
Tim Kerr	4/13/85 at New York, Division Semifinals Game 3, 6-5 Flyers, Goalie: Glen Hanlon.
Peter Zedel	4/13/86 at New York, Division Semifinals Game 4, 7-1 Flyers, Goalie: John Vanbiesbrouck.
John Druce	4/21/90 at New York, Division Finals Game 2, 6-3 Capitals, Goalie: John Vanbiesbrouck (Empty Net).
Ron Francis	5/9/92 at Pittsburgh, Division Finals Game 4, 5-4 Penguins, Goalies: John Vanbiesbrouck & Mike Richter.
Joe Sakic	5/6/95 at Quebec, Conference Quarterfinals Game 1, 5-4 Nordiques, Goalie: Mike Richter.
John LeClair	5/21/95 at Philadelphia, Conference Semifinals Game 1, 5-4 Flyers, Goalie: Mike Richter.
Jaromir Jagr	5/11/96 at Pittsburgh, Conference Semifinals Game 5, 7-3 Penguins, Goalie: Mike Richter.
Mario Lemieux	5/11/96 at Pittsburgh, Conference Semifinals Game 5, 7-3 Penguins, Goalie: Mike Richter.
Eric Lindros	5/20/97 at New York, Conference Finals Game 3, 6-3 Flyers, Goalie: Mike Richter (Empty Net).
John Madden	4/24/06 at New Jersey, Conference Quarterfinals Game 2, 4-1 Devils, Goalie: Kevin Weekes.
Wayne Simmonds	4/29/14 at Philadelphia, First Round Game 6, 5-2 Flyers, Goalie: Henrik Lundqvist.
Rene Bourque	5/27/14 at Montreal, Conference Final Game 5, 7-4 Canadiens, Goalies: Henrik Lundqvist & Cam Talbot.
Tyler Johnson	5/18/15 at New York, Conference Final Game 2, 6-2 Lightning, Goalie: Henrik Lundqvist.
Patric Hornqvist	4/13/16 at Pittsburgh, First Round Game 1, 5-2 Penguins, Goalies: Henrik Lundqvist & Antti Raanta (Empty Net).
Jean-Gabriel Pageau	4/29/17 at Ottawa, Second Round Game 2, 6-5 Senators, Goalie: Henrik Lundqvist.
Andrei Svechnikov	8/3/20 at Carolina*, Qualifying Round Game 2, 4-1 Hurricanes, Goalie: Henrik Lundqvist

\*game played in Toronto

## ALL-TIME PLAYOFF GAMES WHEN FACING ELIMINATION

DATE	OPPONENT	GAME/SERIES	SERIES RECORD	SCORE	RESULT
1927 PLAYOFFS					
4/4/27	BOS	2/S^	0-0*	1-3	L
1928 PLAYOFFS					
3/29/28	PIR	2/Q	4-0*	2-4	W
4/3/28	at BOS	2/S^	1-1*	4-1	W
4/12/28	at MMR	4/F	1-2	1-0	W
4/14/28	at MMR	5/F	2-2	2-1	W
1929 PLAYOFFS					
3/21/29	NYA	2/Q^	0-0*	1-0 (2OT)	W
3/29/29	BOS	2/F	0-1	1-2	L
1930 PLAYOFFS					
3/23/30	SEN	2/Q^	1-1*	5-2	W
3/30/30	MTL	2/S	0-1	0-2	L
1931 PLAYOFFS					
3/26/31	at MMR	2/Q	5-1*	3-0	W
3/31/31	CHI	2/S	0-2*	0-1	L
1932 PLAYOFFS					
4/9/32	at TOR	3/F	0-2	4-6	L
1933 PLAYOFFS					
3/28/33	at MTL	2/Q	5-2*	3-3	W
4/2/33	at DET	2/S	2-0*	4-3	W
1934 PLAYOFFS					
3/25/34	MMR	2/Q^	0-0*	1-2	L
1935 PLAYOFFS					
3/26/35	at MTL	2/Q	2-1*	4-4	W
3/30/35	at MMR	2/S	1-2*	3-3	L
1937 PLAYOFFS					
4/15/37	at DET	5/F	2-2	0-3	L
1938 PLAYOFFS					
3/24/38	at NYA	2/Q	0-1	4-3	W
3/27/38	NYA	3/Q	1-1	2-3 (4OT)	L
1939 PLAYOFFS					
3/28/39	BOS	4/S	0-3	2-1	W
3/30/39	at BOS	5/S	1-3	2-1 (OT)	W
4/1/39	BOS	6/S	2-3	3-1	W
4/2/39	at BOS	7/S	3-3	1-2 (3OT)	L
1940 PLAYOFFS					
No games facing elimination					
1941 PLAYOFFS					
3/23/41	DET	2/Q	0-1	3-1	W
3/25/41	at DET	3/Q	1-1	2-3	L
1942 PLAYOFFS					
3/29/42	TOR	5/S	1-3	3-1	W
3/31/42	at TOR	6/S	2-3	2-3	L
1948 PLAYOFFS					
4/4/48	DET	6/S	2-3	2-4	L
1950 PLAYOFFS					
4/23/50	at DET	7/F	3-3	3-4 (2OT)	L
1956 PLAYOFFS					
3/27/56	at MTL	5/S	1-3	0-7	L
1957 PLAYOFFS					
4/4/57	at MTL	5/S	1-3	3-4 (OT)	L

QR: Qualifying Round; P: Preliminary Round; Q: Quarterfinals; FR: First Round; SR: Second Round; DSF: Division Semifinals; DF: Division Finals; CQF: Conference Quarterfinals; CSF: Conference Semifinals; CF: Conference Finals; S: Semifinals; F: Finals

*Note - Game 2 of a total-goals series is considered an elimination game and a winner-take-all game. For total-goals series, the "result" refers to the series result and whether the Rangers advanced to the next round rather than the result of Game 2*  
\* the score of Game 1 (and entering Game 2) of a two-game total-goals series

^ Game 2 of a two-game total-goals series began with the score tied following Game 1

## ALL-TIME PLAYOFF GAMES WHEN FACING ELIMINATION

DATE	OPPONENT	GAME/SERIES	SERIES RECORD	SCORE	RESULT
1958 PLAYOFFS					
4/5/58	at BOS	6/S	2-3	2-8	L
1962 PLAYOFFS					
4/7/62	at TOR	6/S	2-3	1-7	L
1967 PLAYOFFS					
4/13/67	MTL	4/S	0-3	1-2 (OT)	L
1968 PLAYOFFS					
4/16/68	at CHI	6/Q	2-3	1-4	L
1969 PLAYOFFS					
4/6/69	MTL	4/Q	0-3	3-4	L
1970 PLAYOFFS					
4/16/70	BOS	6/Q	2-3	1-4	L
1971 PLAYOFFS					
4/29/71	CHI	6/S	2-3	3-2 (3OT)	W
5/2/71	at CHI	7/S	3-3	2-4	L
1972 PLAYOFFS					
5/9/72	at BOS	5/F	1-3	3-2	W
5/11/72	BOS	6/F	2-3	0-3	L
1973 PLAYOFFS					
4/24/73	at CHI	5/S	1-3	1-4	L
1974 PLAYOFFS					
5/2/74	PHI	6/S	2-3	4-1	W
5/5/74	at PHI	7/S	3-3	3-4	L
1975 PLAYOFFS					
4/10/75	at NYI	2/P	0-1	8-3	W
4/11/75	NYI	3/P	1-1	3-4 (OT)	L
1978 PLAYOFFS					
4/13/78	BUF	2/P	0-1	4-3 (OT)	W
4/15/78	at BUF	3/P	1-1	1-4	L
1979 PLAYOFFS					
5/21/79	at MTL	5/F	1-3	1-4	L
1980 PLAYOFFS					
4/20/80	PHI	4/Q	0-3	4-2	W
4/22/80	at PHI	5/Q	1-3	1-3	L
1981 PLAYOFFS					
5/5/81	NYI	4/S	0-3	2-5	L
1982 PLAYOFFS					
4/21/82	at NYI	5/DF	1-3	4-2	W
4/23/82	NYI	6/DF	2-3	3-5	L
1983 PLAYOFFS					
4/22/83	NYI	6/DF	2-3	2-5	L
1984 PLAYOFFS					
4/10/84	at NYI	5/DSF	2-2	2-3 (OT)	L
1985 PLAYOFFS					
4/13/85	PHI	3/DSF	0-2	5-6	L
1986 PLAYOFFS					
4/15/86	at PHI	5/DSF	2-2	5-2	W
5/7/86	MTL	4/CF	0-3	2-0	W
5/9/86	at MTL	5/CF	1-3	1-3	L
1987 PLAYOFFS					
4/16/87	PHI	6/DSF	2-3	0-5	L

QR: Qualifying Round; P: Preliminary Round; Q: Quarterfinals; FR: First Round; SR: Second Round; DSF: Division Semifinals; DF: Division Finals; CQF: Conference Quarterfinals; CSF: Conference Semifinals; CF: Conference Finals; S: Semifinals; F: Finals

Note - Game 2 of a total-goals series is considered an elimination game and a winner-take-all game

\* the score of Game 1 (and entering Game 2) of a two-game total-goals series

^ Game 2 of a two-game total-goals series began with the score tied following Game 1

## ALL-TIME PLAYOFF GAMES WHEN FACING ELIMINATION

DATE	OPPONENT	GAME/SERIES	SERIES RECORD	SCORE	RESULT
1989 PLAYOFFS					
4/9/89	PIT	4/DSF	0-3	3-4	L
1990 PLAYOFFS					
4/27/90	WSH	5/DF	1-3	1-2 (OT)	L
1991 PLAYOFFS					
4/13/91	at WSH	6/DSF	2-3	2-4	L
1992 PLAYOFFS					
5/1/92	NJD	7/DSF	3-3	8-4	W
5/13/92	at PIT	6/DF	2-3	1-5	L
1994 PLAYOFFS					
5/25/94	at NJD	6/CF	2-3	4-2	W
5/27/94	NJD	7/CF	3-3	2-1 (2OT)	W
6/14/94	VAN	7/F	3-3	3-2	W
1995 PLAYOFFS					
5/26/95	PHI	4/CSF	0-3	1-4	L
1996 PLAYOFFS					
5/11/96	at PIT	5/CSF	1-3	3-7	L
1997 PLAYOFFS					
5/25/97	at PHI	5/CF	1-3	2-4	L
2006 PLAYOFFS					
4/29/06	NJD	4/CQF	0-3	2-4	L
2007 PLAYOFFS					
5/6/07	BUF	6/CSF	2-3	4-5	L
2008 PLAYOFFS					
5/1/08	PIT	4/CSF	0-3	3-0	W
5/4/08	at PIT	5/CSF	1-3	2-3 (OT)	L
2009 PLAYOFFS					
4/28/09	at WSH	7/CQF	3-3	1-2	L
2011 PLAYOFFS					
4/23/11	at WSH	5/CQF	1-3	1-3	L

QR: Qualifying Round; P: Preliminary Round; Q: Quarterfinals; FR: First Round; SR: Second Round; DSF: Division Semifinals; DF: Division Finals; CQF: Conference Quarterfinals; CSF: Conference Semifinals; CF: Conference Finals; S: Semifinals; F: Finals

*Note - Game 2 of a total-goals series is considered an elimination game and a winner-take-all game*

*\* the score of Game 1 (and entering Game 2) of a two-game total-goals series*

*^ Game 2 of a two-game total-goals series began with the score tied following Game 1*



## ALL-TIME PLAYOFF GAMES WHEN FACING ELIMINATION

DATE	OPPONENT	GAME/SERIES	SERIES RECORD	SCORE	RESULT
2012 PLAYOFFS					
4/23/12	at OTT	6/CQF	2-3	3-2	W
4/26/12	OTT	7/CQF	3-3	2-1	W
5/12/12	WSH	7/CSF	3-3	2-1	W
5/25/12	at NJD	6/CF	2-3	2-3 (OT)	L
2013 PLAYOFFS					
5/12/13	WSH	6/CQF	2-3	1-0	W
5/13/13	at WSH	7/CQF	3-3	5-0	W
5/23/13	BOS	4/CSF	0-3	4-3 (OT)	W
5/25/13	at BOS	5/CSF	1-3	1-3	L
2014 PLAYOFFS					
4/30/14	PHI	7/FR	3-3	2-1	W
5/9/14	at PIT	5/SR	1-3	5-1	W
5/11/14	PIT	6/SR	2-3	3-1	W
5/13/14	at PIT	7/SR	3-3	2-1	W
6/11/14	LAK	4/F	0-3	2-1	W
6/13/14	at LAK	5/F	1-3	2-3 (2OT)	L
2015 PLAYOFFS					
5/8/15	WSH	5/SR	1-3	2-1 (OT)	W
5/10/15	at WSH	6/SR	2-3	4-3	W
5/13/15	WSH	7/SR	3-3	2-1 (OT)	W
5/26/15	at TBL	6/CF	2-3	7-3	W
5/29/15	TBL	7/CF	3-3	0-2	L
2016 PLAYOFFS					
4/23/16	at PIT	5/FR	1-3	3-6	L
2017 PLAYOFFS					
5/9/17	OTT	6/SR	2-3	2-4	L
2020 PLAYOFFS					
8/4/20	CAR	3/QR	0-2	1-4	L
<i>Note - game was played in Toronto</i>					
2022 PLAYOFFS					
5/11/22	PIT	5/FR	1-3	5-3	W
5/13/22	at PIT	6/FR	2-3	5-3	W
5/15/22	PIT	7/FR	3-3	4-3	W
5/28/22	CAR	6/SR	2-3	5-2	W
5/30/22	at CAR	7/SR	3-3	6-2	W
6/11/22	at TBL	6/CF	2-3	1-2	L
2023 PLAYOFFS					
4/29/23	NJD	6/FR	2-3	5-2	W
5/1/23	at NJD	7/FR	3-4	0-4	L
2024 PLAYOFFS					
6/1/24	at FLA	6/CF	2-3	1-2	L

QR: Qualifying Round; P: Preliminary Round; Q: Quarterfinals; FR: First Round; SR: Second Round; DSF: Division Semifinals; DF: Division Finals; CQF: Conference Quarterfinals; CSF: Conference Semifinals; CF: Conference Finals; S: Semifinals; F: Finals

*Note - Game 2 of a total-goals series is considered an elimination game and a winner-take-all game*

\* the score of Game 1 (and entering Game 2) of a two-game total-goals series

^ Game 2 of a two-game total-goals series began with the score tied following Game 1

## ALL-TIME PLAYOFF WINNER-TAKE-ALL GAMES

DATE	OPPONENT	GAME/SERIES	SCORE	RESULT
4/4/27	BOS	2/S^*	1-3	L
3/29/28	PIR	2/Q*	2-4	W
4/3/28	at BOS	2/S^*	4-1	W
4/14/28	at MMR	5/F	2-1	W
3/21/29	NYA	2/Q^*	1-0 (2OT)	W
3/23/30	SEN	2/Q^*	5-2	W
3/26/31	at MMR	2/Q*	3-0	W
3/31/31	CHI	2/S*	0-1	L
3/28/33	at MTL	2/Q*	3-3	W
4/2/33	at DET	2/S*	4-3	W
3/25/34	MMR	2/Q^*	1-2	L
3/26/35	at MTL	2/Q*	4-4	W
3/30/35	at MMR	2/S*	3-3	L
4/15/37	at DET	5/F	0-3	L
3/27/38	NYA	3/Q	2-3 (4OT)	L
4/2/39	at BOS	7/S	1-2 (3OT)	L
3/25/41	at DET	3/Q	2-3	L
4/23/50	at DET	7/F	3-4 (2OT)	L
5/2/71	at CHI	7/S	2-4	L
5/5/74	at PHI	7/S	3-4	L
4/11/75	NYI	3/P	3-4 (OT)	L
4/15/78	at BUF	3/P	1-4	L
4/10/84	at NYI	5/DSF	2-3 (OT)	L
4/15/86	at PHI	5/DSF	5-2	W
5/1/92	NJD	7/DSF	8-4	W
5/27/94	NJD	7/CF	2-1 (2OT)	W
6/14/94	VAN	7/F	3-2	W
4/28/09	at WSH	7/CQF	1-2	L
4/26/12	OTT	7/CQF	2-1	W
5/12/12	WSH	7/CSF	2-1	W
5/13/13	at WSH	7/CQF	5-0	W
4/30/14	PHI	7/FR	2-1	W
5/13/14	at PIT	7/SR	2-1	W
5/13/15	WSH	7/SR	2-1 (OT)	W
5/29/15	TBL	7/CF	0-2	L
5/15/22	PIT	7/FR	4-3 (OT)	W
5/30/22	at CAR	7/SR	6-2	W
5/1/23	at NJD	7/FR	0-4	L

QR: Qualifying Round; P: Preliminary Round; Q: Quarterfinals; FR: First Round; SR: Second Round; DSF: Division Semifinals; DF: Division Finals; CQF: Conference Quarterfinals; CSF: Conference Semifinals; CF: Conference Finals; S: Semifinals; F: Finals

\* Game 2 of a two-game, total-goals series

^ Game 2 of a two-game total-goals series began with the score tied following Game 1

Note - For total-goals series, the "result" refers to the series result and whether the Rangers advanced to the next round rather than the result of Game 2

## ALL-TIME GAME 7 CONTESTS

DATE	OPPONENT	SERIES	RESULT / SCORE	GAME-WINNING GOAL SCORER
4/2/39	at BOS	Semifinals	L / 1-2 (3OT)	Mel Hill
4/23/50	at DET	Stanley Cup Finals	L / 3-4 (2OT)	Pete Babando
5/2/71	at CHI	Semifinals	L / 2-4	Bobby Hull
5/5/74	at PHI	Semifinals	L / 3-4	Gary Dornhoefer
5/1/92	NJD	Division Semifinals	W / 8-4	Adam Graves
5/27/94	NJD	Conference Finals	W / 2-1 (2OT)	Stephane Matteau
6/14/94	VAN	Stanley Cup Finals	W / 3-2	Mark Messier
4/28/09	at WSH	Conference Quarterfinals	L / 1-2	Sergei Fedorov
4/26/12	OTT	Conference Quarterfinals	W / 2-1	Dan Girardi
5/12/12	WSH	Conference Semifinals	W / 2-1	Michael Del Zotto
5/13/13	at WSH	Conference Quarterfinals	W / 5-0	Arron Asham
4/30/14	PHI	First Round	W / 2-1	Benoit Pouliot
5/13/14	at PIT	Second Round	W / 2-1	Brad Richards
5/13/15	WSH	Second Round	W / 2-1 (OT)	Derek Stepan
5/29/15	TBL	Conference Finals	L / 0-2	Alex Killorn
5/15/22	PIT	First Round	W / 4-3 (OT)	Artemi Panarin
5/30/22	at CAR	Second Round	W / 6-2	Ryan Strome
5/1/23	at NJD	First Round	L / 0-4	Michael McLeod

## ALL-TIME OVERTIME WINS WHEN FACING ELIMINATION

DATE	OPPONENT	GAME/SERIES	SERIES RECORD	SCORE	OT GOAL SCORER
3/21/29	NYA	2/Q*	0-0**	1-0 (2OT)	Butch Keeling
3/30/39	at BOS	5/S	1-3	2-1 (OT)	Clint Smith
4/29/71	CHI	6/S	2-3	3-2 (3OT)	Pete Stelmowski
4/13/78	BUF	2/P	0-1	4-3 (OT)	Don Murdoch
5/27/94	NJD	7/CF	3-3	2-1 (2OT)	Stephane Matteau
5/23/13	BOS	4/CSF	0-3	4-3 (OT)	Chris Kreider
5/8/15	WSH	5/SR	1-3	2-1 (OT)	Ryan McDonagh
5/13/15	WSH	7/SR	3-3	2-1 (OT)	Derek Stepan
5/15/22	PIT	7/FR	3-3	4-3 (OT)	Artemi Panarin

QR: Qualifying Round; P: Preliminary Round; Q: Quarterfinals; FR: First Round; SR: Second Round; DSF: Division Semifinals; DF: Division Finals; CQF: Conference Quarterfinals; CSF: Conference Semifinals; CF: Conference Finals; S: Semifinals; F: Finals

\* two-game, total-goals series

\*\* Game 1 of the series was tied 0-0

## ALL-TIME OVERTIME GOALS TO WIN A PLAYOFF SERIES

DATE	OPPONENT	GAME/SERIES	SERIES RECORD	SCORE	OT GOAL SCORER
3/21/29	NYA	2/Q*	0-0**	1-0 (2OT)	Butch Keeling
3/26/29	at TOR	2/S	1-0	2-1 (OT)	Frank Boucher
<b>4/13/33</b>	<b>at TOR</b>	<b>4/F</b>	<b>2-1</b>	<b>1-0 (OT)</b>	<b>Bill Cook</b>
3/25/37	TOR	2/Q	1-0	2-1 (OT)	Babe Pratt
<b>4/13/40</b>	<b>at TOR</b>	<b>6/F</b>	<b>3-2</b>	<b>3-2 (OT)</b>	<b>Bryan Hextall</b>
4/15/71	at TOR	6/Q	3-2	2-1 (OT)	Bob Nevin
4/12/79	at LAK	2/P	1-0	2-1 (OT)	Phil Esposito
5/27/94	NJD	7/CF	3-3	2-1 (2OT)	Stephane Matteau
4/25/97	at FLA	5/CQF	3-1	3-2 (OT)	Esa Tikkanen
5/11/97	at NJD	5/CSF	3-1	2-1 (OT)	Adam Graves
4/24/15	PIT	5/FR	3-1	2-1 (OT)	Carl Hagelin
5/13/15	WSH	7/SR	3-3	2-1 (OT)	Derek Stepan
5/15/22	PIT	7/FR	3-3	4-3 (OT)	Artemi Panarin

QR: Qualifying Round; P: Preliminary Round; Q: Quarterfinals; FR: First Round; SR: Second Round; DSF: Division Semifinals; DF: Division Finals; CQF: Conference Quarterfinals; CSF: Conference Semifinals; CF: Conference Finals; S: Semifinals; F: Finals

\* two-game, total-goals series

\*\* Game 1 of the series was tied 0-0

BOLD = GOAL WON STANLEY CUP

## PLAYOFF GOALTENDING YEAR-BY-YEAR

YEAR	GOALTENDER	GP	W	L	T	GA	GAA	SV%	SO
1926-27	Lorne Chabot	2	0	1	1	3	1.50	-	1
1927-28	Lester Patrick	1	1	0	0	1	1.30	-	0
	Joe Miller	3	2	1	0	3	1.00	-	1
	Lorne Chabot	6	2	2	1	8	1.31	-	1
1928-29	John Ross Roach	6	3	2	1	5	0.77	-	3
1929-30	John Ross Roach	4	1	2	1	7	1.36	-	0
1930-31	John Ross Roach	4	2	2	0	4	1.00	-	1
1931-32	John Ross Roach	7	3	4	0	27	3.38	-	1
1932-33	Andy Aitkenhead	8	6	1	1	13	1.60	-	2
1933-34	Andy Aitkenhead	2	0	1	1	2	1.00	-	1
1934-35	Dave Kerr	4	1	1	2	10	2.50	-	0
1936-37	Dave Kerr	9	6	3	-	10	1.08	-	4
1937-38	Dave Kerr	3	1	2	-	8	1.83	-	0
1938-39	Dave Kerr	1	0	1	-	2	1.00	-	0
	Bert Gardiner	6	3	3	-	12	1.66	-	0
1939-40	Dave Kerr	12	8	4	-	20	1.56	-	3
1940-41	Dave Kerr	3	1	2	-	6	1.87	-	0
1941-42	Jim Henry	6	2	4	-	13	2.17	-	1
1947-48	Chuck Rayner	6	2	4	-	17	2.83	-	0
1949-50	Chuck Rayner	12	7	5	-	29	2.25	-	1
1955-56	Gump Worsley	3	0	3	-	14	4.68	.860	0
	Gordie Bell	2	1	1	-	9	4.50	.871	0
1956-57	Gump Worsley	5	1	4	-	21	4.01	.893	0
1957-58	Gump Worsley	6	2	4	-	28	4.61	.871	0
1961-62	Gump Worsley	6	2	4	-	21	3.28	.916	0
1966-67	Ed Giacomin	4	0	4	-	14	3.43	.895	0
1967-68	Ed Giacomin	6	2	4	-	18	3.02	.911	0
1968-69	Ed Giacomin	3	0	3	-	10	3.35	.853	0
	Gilles Villemure	1	0	1	-	4	4.07	.882	0
1969-70	Ed Giacomin	5	2	3	-	19	4.15	.858	0
	Terry Sawchuk	3	0	1	-	6	4.51	.872	0
1970-71	Ed Giacomin	12	7	5	-	28	2.22	.912	0
	Gilles Villemure	2	0	1	-	6	4.50	.829	0
1971-72	Ed Giacomin	10	6	4	-	27	2.72	.902	0
	Gilles Villemure	6	4	2	-	14	2.34	.919	0
1972-73	Ed Giacomin	10	5	4	-	23	2.57	.903	1
	Gilles Villemure	2	0	1	-	2	2.00	.935	0
1973-74	Ed Giacomin	13	7	6	-	37	2.83	.894	0
1974-75	Ed Giacomin	2	0	2	-	4	2.82	.867	0
	Gilles Villemure	2	1	0	-	6	3.83	.872	0
1977-78	John Davidson	2	1	1	-	7	3.46	.901	0
	Wayne Thomas	1	0	1	-	4	4.00	.852	0
1978-79	John Davidson	18	11	7	-	42	2.28	.921	1
1979-80	John Davidson	9	4	5	-	21	2.35	.927	0
1980-81	Steve Baker	14	7	7	-	55	4.01	.856	0
	Steve Weeks	1	0	0	-	1	4.29	.900	0

## PLAYOFF GOALTENDING YEAR-BY-YEAR

YEAR	GOALTENDER	GP	W	L	T	GA	GAA	SV%	SO
1981-82	John Davidson	1	0	0	-	3	5.43	.800	0
	Ed Mio	8	4	3	-	28	3.80	.874	0
	Steve Weeks	4	1	2	-	9	4.27	.857	0
1982-83	Glen Hanlon	1	0	1	-	5	5.00	.894	0
	Ed Mio	8	5	3	-	32	4.02	.892	0
1983-84	Glen Hanlon	5	2	3	-	13	2.53	.922	1
	John Vanbiesbrouck	1	0	0	-	0	0.00	.000	0
1984-85	Glen Hanlon	3	0	3	-	14	5.02	.857	0
	John Vanbiesbrouck	1	0	0	-	0	0.00	1.000	0
1985-86	John Vanbiesbrouck	16	8	8	-	49	3.28	.897	1
	Glen Hanlon	3	0	0	-	6	4.89	.813	0
1986-87	Bob Froese	4	1	1	-	10	3.65	.895	0
	John Vanbiesbrouck	4	1	3	-	11	3.39	.900	1
1988-89	Bob Froese	2	0	2	-	8	6.68	.843	0
	Mike Richter	1	0	1	-	4	4.12	.867	0
	John Vanbiesbrouck	2	0	1	-	6	3.37	.889	0
1989-90	Mike Richter	6	3	2	-	19	3.45	.895	0
	John Vanbiesbrouck	6	2	3	-	15	3.02	.902	0
1990-91	Mike Richter	6	2	4	-	14	2.69	.923	1
	John Vanbiesbrouck	1	0	0	-	1	1.16	.955	0
1991-92	John Vanbiesbrouck	7	2	5	-	23	3.75	.872	0
	Mike Richter	7	4	2	-	24	3.50	.894	1
1993-94	Mike Richter	23	16	7	-	49	2.07	.921	4
	Glenn Healy	2	0	0	-	1	0.89	.941	0
1994-95	Mike Richter	7	2	5	-	23	3.60	.878	0
	Glenn Healy	5	2	1	-	13	3.39	.860	0
1995-96	Mike Richter	11	5	6	-	36	3.27	.883	0
1996-97	Mike Richter	15	9	6	-	33	2.11	.932	3
2005-06	Henrik Lundqvist	3	0	3	-	13	4.40	.835	0
	Kevin Weekes	1	0	1	-	4	4.01	.840	0
2006-07	Henrik Lundqvist	10	6	4	-	22	2.07	.924	1
2007-08	Henrik Lundqvist	10	5	5	-	26	2.57	.909	1
2008-09	Henrik Lundqvist	7	3	4	-	19	3.00	.908	1
	Steve Valiquette	2	0	0	-	0	0.00	1.000	0
2010-11	Henrik Lundqvist	5	1	4	-	13	2.26	.917	0
2011-12	Henrik Lundqvist	20	10	10	-	38	1.82	.931	3
2012-13	Henrik Lundqvist	12	5	7	-	27	2.14	.934	2
2013-14	Henrik Lundqvist	25	13	11	-	54	2.14	.927	1
	Cam Talbot	2	0	1	-	2	2.59	.846	0
2014-15	Henrik Lundqvist	19	11	8	-	41	2.11	.928	0
2015-16	Henrik Lundqvist	5	1	3	-	15	4.39	.867	0
	Antti Raanta	3	0	1	-	4	2.56	.895	0
2016-17	Henrik Lundqvist	12	6	6	-	29	2.25	.926	1
2019-20	Henrik Lundqvist	2	0	2	-	7	3.52	.901	0
	Igor Shesterkin	1	0	1	-	3	3.10	.900	0
2021-22	Igor Shesterkin	20	10	9	-	51	2.59	.929	0
	Alexandar Georgiev	2	0	1	-	2	2.04	.935	0
2022-23	Igor Shesterkin	7	3	4	-	14	1.96	.931	0
2023-24	Igor Shesterkin	16	10	6	-	39	2.34	.927	0

## ALL-TIME PLAYOFF SHUTOUTS

Lorne Chabot	vs. Boston Bruins, 4/2/27 at Boston, Semifinals Game 1, 0-0.
Lorne Chabot	vs. Pittsburgh Pirates, 3/27/28 at Madison Square Garden, Quarterfinals Game 1, 4-0.
Joe Miller	vs. Montreal Maroons, 4/12/28 at Montreal, Stanley Cup Finals Game 4, 1-0.
John Ross Roach	vs. New York Americans, 3/19/29 at Madison Square Garden*, Quarterfinals Game 1, 0-0. *Rangers were road team
John Ross Roach	vs. New York Americans, 3/21/29 at Madison Square Garden, Quarterfinals Game 2, 1-0.
John Ross Roach	vs. Toronto Maple Leafs, 3/24/29 at Madison Square Garden, Semifinals Game 1, 1-0.
John Ross Roach	vs. Montreal Maroons, 3/26/31 at Montreal, Quarterfinals Game 2, 3-0.
John Ross Roach	vs. Montreal Canadiens, 3/27/32 at Madison Square Garden, Semifinals Game 3, 1-0.
Andy Aitkenhead	vs. Detroit Red Wings, 3/30/33 at Madison Square Garden, Semifinals Game 1, 2-0.
Andy Aitkenhead	vs. Toronto Maple Leafs, 4/13/33 at Toronto, Stanley Cup Finals Game 4, 1-0.
Andy Aitkenhead	vs. Montreal Maroons, 3/20/34 at Montreal, Quarterfinals Game 1, 0-0.
Dave Kerr	vs. Toronto Maple Leafs, 3/23/37 at Toronto, Quarterfinals Game 1, 3-0.
Dave Kerr	vs. Montreal Maroons, 4/1/37 at Madison Square Garden, Semifinals Game 1, 1-0.
Dave Kerr	vs. Montreal Maroons, 4/3/37 at Montreal, Semifinals Game 2, 4-0.
Dave Kerr	vs. Detroit Red Wings, 4/11/37 at Detroit, Stanley Cup Finals Game 3, 1-0.
Dave Kerr	vs. Boston Bruins, 3/19/40 at Madison Square Garden, Semifinals Game 1, 4-0.
Dave Kerr	vs. Boston Bruins, 3/26/40 at Madison Square Garden, Semifinals Game 4, 1-0.
Dave Kerr	vs. Boston Bruins, 3/28/40 at Boston, Semifinals Game 5, 1-0.
Jim Henry	vs. Toronto Maple Leafs, 3/24/42 at Madison Square Garden, Semifinals Game 3, 3-0.
Chuck Rayner	vs. Montreal Canadiens, 4/6/50 at Montreal, Semifinals Game 5, 3-0.
Eddie Giacomin	vs. Boston Bruins, 4/8/73 at Madison Square Garden, Quarterfinals Game 4, 4-0.
John Davidson	vs. Philadelphia Flyers, 4/22/79 at Madison Square Garden, Quarterfinals Game 4, 6-0.
Glen Hanlon	vs. New York Islanders, 4/5/84 at Nassau Coliseum, Division Semifinals Game 2, 3-0.
John Vanbiesbrouck	vs. Montreal Canadiens, 5/7/86 at Madison Square Garden, Conference Finals Game 4, 2-0.
John Vanbiesbrouck	vs. Philadelphia Flyers, 4/8/87 at Philadelphia, Division Semifinals Game 1, 3-0.
Mike Richter	vs. Washington Capitals, 4/7/91 at Washington, Division Semifinals Game 3, 6-0.
Mike Richter	vs. New Jersey Devils, 4/25/92 at New Jersey, Division Semifinals Game 4, 3-0.
Mike Richter	vs. New York Islanders, 4/17/94 at Madison Square Garden, Conference Quarterfinals Game 1, 6-0.
Mike Richter	vs. New York Islanders, 4/18/94 at Madison Square Garden, Conference Quarterfinals Game 2, 6-0.
Mike Richter	vs. Washington Capitals, 5/5/94 at Washington, Conference Semifinals Game 3, 3-0.
Mike Richter	vs. New Jersey Devils, 5/17/94 at Madison Square Garden Conference Finals Game 2, 4-0.
Mike Richter	vs. Florida Panthers, 4/20/97 at Florida, Conference Quarterfinals Game 2, 3-0.
Mike Richter	vs. New Jersey Devils, 5/4/97 at New Jersey, Conference Semifinals Game 2, 2-0.
Mike Richter	vs. New Jersey Devils, 5/8/97 at Madison Square Garden, Conference Semifinals Game 4, 3-0.
Henrik Lundqvist	vs. Atlanta Thrashers, 4/17/07 at Madison Square Garden, Conference Quarterfinals Game 3, 7-0.
Henrik Lundqvist	vs. Pittsburgh Penguins, 5/1/08 at Madison Square Garden, Conference Semifinals Game 4, 3-0.
Henrik Lundqvist	vs. Washington Capitals, 4/18/09 at Washington, Conference Quarterfinals Game 2, 1-0.
Henrik Lundqvist	vs. Ottawa Senators, 4/16/12 at Ottawa, Conference Quarterfinals Game 3, 1-0.
Henrik Lundqvist	vs. New Jersey Devils, 5/14/12 at Madison Square Garden, Conference Finals Game 1, 3-0.
Henrik Lundqvist	vs. New Jersey Devils, 5/19/12 at New Jersey, Conference Finals Game 3, 3-0.
Henrik Lundqvist	vs. Washington Capitals, 5/12/13 at Madison Square Garden, Conference Quarterfinals Game 6, 1-0.
Henrik Lundqvist	vs. Washington Capitals, 5/13/13 at Washington, Conference Quarterfinals Game 7, 5-0.
Henrik Lundqvist	vs. Montreal Canadiens, 5/29/14 at Madison Square Garden, Conference Final Game 6, 1-0.
Henrik Lundqvist	vs. Montreal Canadiens, 4/12/17 at Montreal, First Round Game 1, 2-0.

## ALL-TIME PLAYOFF PENALTY SHOTS

PLAYER	DATE	OPPONENT	GAME/SERIES	GOALTENDER	RESULT
Alex Shibicky	4/15/37	at DET	5/F	Earl Robertson	Save
Anders Hedberg	4/17/81	at STL	2/Q	Mike Liut	Goal
Carl Hagelin	5/6/15	at WSH	4/SR	Braden Holtby	Save

## ALL-TIME PLAYOFF PENALTY SHOTS AGAINST

PLAYER	DATE	OPPONENT	GAME/SERIES	GOALTENDER	RESULT
Randy Wood	4/5/90	NYI	1/DSF	Mike Richter	Save
Jaromir Jagr	5/11/92	PIT	5/DF	John Vanbiesbrouck	Goal
Shawn McEachern	5/13/92	at PIT	6/DF	John Vanbiesbrouck	Save
Pavel Bure	6/7/94	at VAN	4/F	Mike Richter	Save
John Madden	4/18/08	at NJD	5/CQF	Henrik Lundqvist	Save
Evgeni Malkin	5/1/08	PIT	4/CSF	Henrik Lundqvist	Save
Jack Hughes	4/18/23	AT NJD	1/FR	Igor Shesterkin	Goal



## RANGERS ALL-TIME PLAYOFF COACHING RECORDS

COACH	SEASONS	GAMES COACHED	WINS	LOSSES	TIES	WINNING PERCENTAGE	ROUNDS/ (RECORD)
Peter Laviolette	2023-24	16	10	6	-	.625	3 / (2-1)
Gerard Gallant	2021-22 - 2022-23	27	13	14	-	.481	4 / (2-2)
David Quinn	2019-20	3	0	3	-	.000	1 / (0-1)
Alain Vigneault	2013-14 - 2016-17	61	31	30	-	.508	10 / (6-4)
John Tortorella	2008-09 - 2012-13	44	19	25	-	.432	7 / (3-4)
Tom Renney	2005-06 - 2007-08	24	11	13	-	.458	5 / (2-3)
Colin Campbell	1994-95 - 1996-97	36	18	18	-	.500	7 / (4-3)
Mike Keenan	1993-94	23	16	7	-	.696	4 / (4-0)
Roger Neilson	1989-90 - 1991-92	29	13	16	-	.448	5 / (2-3)
Phil Esposito	1986-87; 1988-89	10	2	8	-	.200	2 / (0-2)
Ted Sator	1985-86	16	8	8	-	.500	3 / (2-1)
Craig Patrick	1980-81; 1984-85	17	7	10	-	.412	4 / (2-2)
Herb Brooks	1981-82 - 1983-84	24	12	12	-	.500	5 / (2-3)
Fred Shero	1978-79 - 1979-80	27	15	12	-	.556	6 / (4-2)
Jean-Guy Talbot	1977-78	3	1	2	-	.333	1 / (0-1)
Emile Francis	1966-67 - 1974-75	75	34	41	-	.453	14 / (5-9)
Doug Harvey	1961-62	6	2	4	-	.333	1 / (0-1)
Phil Watson	1955-56 - 1957-58	16	4	12	-	.250	3 / (0-3)
Lynn Patrick	1949-50	12	7	5	0	.583	2 / (1-1)
Frank Boucher	1939-40 - 1947-48	27	13	14	0	.481	5 / (2-3)
Lester Patrick	1926-27 - 1938-39	65	31	26	8	.538	24 / (14-10)

## ALL-TIME PLAYOFF COACHING LEADERS

GAMES COACHED		WINS		WINNING PERCENTAGE	
Emile Francis	75	Emile Francis	34	Mike Keenan	.696
Lester Patrick	65	Lester Patrick	31	Peter Laviolette	.625
Alain Vigneault	61	Alain Vigneault	31	Lynn Patrick	.583
John Tortorella	44	John Tortorella	19	Fred Shero	.556
Colin Campbell	36	Colin Campbell	18	Lester Patrick	.538
Roger Neilson	29	Mike Keenan	16	Alain Vigneault	.508
Gerard Gallant	27	Fred Shero	15	Colin Campbell	.500
Frank Boucher	27	Gerard Gallant	13	Herb Brooks	.500
Fred Shero	27	Frank Boucher	13	Ted Sator	.500
Tom Renney	24	Roger Neilson	13	Gerard Gallant	.481
Herb Brooks	24	Herb Brooks	12	Frank Boucher	.481
Mike Keenan	23	Tom Renney	11	Tom Renney	.458
Craig Patrick	17	Peter Laviolette	10	Emile Francis	.453
Peter Laviolette	16	Ted Sator	8	Roger Neilson	.448
Ted Sator	16	Craig Patrick	7	John Tortorella	.432
Phil Watson	16	Lynn Patrick	7	Craig Patrick	.412
Lynn Patrick	12	Phil Watson	4	Doug Harvey	.333
Phil Esposito	10	Phil Esposito	2	Jean-Guy Talbot	.333
Doug Harvey	6	Doug Harvey	2	Phil Watson	.250
Jean-Guy Talbot	3	Jean-Guy Talbot	1	Phil Esposito	.200
David Quinn	3	David Quinn	0	David Quinn	.000

LOSSES		ROUNDS		SERIES WINS (RECORD)	
Emile Francis	41	Lester Patrick	24	Lester Patrick	14-10
Alain Vigneault	30	Emile Francis	14	Alain Vigneault	6-4
Lester Patrick	26	Alain Vigneault	10	Emile Francis	5-9
John Tortorella	25	Colin Campbell	7	Mike Keenan	4-0
Colin Campbell	18	John Tortorella	7	Fred Shero	4-2
Roger Neilson	16	Fred Shero	6	Colin Campbell	4-3
Gerard Gallant	14	Tom Renney	5	John Tortorella	3-4
Frank Boucher	14	Roger Neilson	5	Peter Laviolette	2-1
Tom Renney	13	Herb Brooks	5	Ted Sator	2-1
Fred Shero	12	Frank Boucher	5	Gerard Gallant	2-2
Herb Brooks	12	Mike Keenan	4	Craig Patrick	2-2
Phil Watson	12	Craig Patrick	4	Frank Boucher	2-3
Craig Patrick	10	Gerard Gallant	4	Tom Renney	2-3
Ted Sator	8	Ted Sator	3	Roger Neilson	2-3
Phil Esposito	8	Phil Watson	3	Herb Brooks	2-3
Mike Keenan	7	Peter Laviolette	3	Lynn Patrick	1-1
Peter Laviolette	6	Lynn Patrick	2	Jean-Guy Talbot	0-1
Lynn Patrick	5	Phil Esposito	2	Doug Harvey	0-1
Doug Harvey	4	Jean-Guy Talbot	1	David Quinn	0-1
David Quinn	3	Doug Harvey	1	Phil Esposito	0-2
Jean-Guy Talbot	2	David Quinn	1	Phil Watson	0-3

## ALL-TIME PLAYOFF COACHING RECORDS YEAR-BY-YEAR

COACH	YEAR	GAMES COACHED	WINS	LOSSES	TIES	WINNING PERCENTAGE	ROUNDS/ (RECORD)
Lester Patrick	1926-27	2	0	1	1	.250	1 / (0-1)
Lester Patrick	1927-28	9	5	3	1	.611	3 / (3-0)
Lester Patrick	1928-29	6	3	2	1	.583	3 / (2-1)
Lester Patrick	1929-30	4	1	2	1	.375	2 / (1-1)
Lester Patrick	1930-31	4	2	2	0	.500	2 / (1-1)
Lester Patrick	1931-32	7	3	4	0	.429	2 / (1-1)
Lester Patrick	1932-33	8	6	1	1	.813	3 / (3-0)
Lester Patrick	1933-34	2	0	1	1	.250	1 / (0-1)
Lester Patrick	1934-35	4	1	1	2	.500	2 / (1-1)
Lester Patrick	1936-37	9	6	3	0	.667	3 / (2-1)
Lester Patrick	1937-38	3	1	2	0	.333	1 / (0-1)
Lester Patrick	1938-39	7	3	4	0	.429	1 / (0-1)
Frank Boucher	1939-40	12	8	4	0	.667	2 / (2-0)
Frank Boucher	1940-41	3	1	2	0	.333	1 / (0-1)
Frank Boucher	1941-42	6	2	4	0	.333	1 / (0-1)
Frank Boucher	1947-48	6	2	4	0	.333	1 / (0-1)
Lynn Patrick	1949-50	12	7	5	0	.583	2 / (1-1)
Phil Watson	1955-56	5	1	4	-	.200	1 / (0-1)
Phil Watson	1956-57	5	1	4	-	.200	1 / (0-1)
Phil Watson	1957-58	6	2	4	-	.333	1 / (0-1)
Doug Harvey	1961-62	6	2	4	-	.333	1 / (0-1)
Emile Francis	1966-67	4	0	4	-	.000	1 / (0-1)
Emile Francis	1967-68	6	2	4	-	.333	1 / (0-1)
Emile Francis	1968-69	4	0	4	-	.000	1 / (0-1)
Emile Francis	1969-70	6	2	4	-	.333	1 / (0-1)
Emile Francis	1970-71	13	7	6	-	.538	2 / (1-1)
Emile Francis	1971-72	16	10	6	-	.625	3 / (2-1)
Emile Francis	1972-73	10	5	5	-	.500	2 / (1-1)
Emile Francis	1973-74	13	7	6	-	.538	2 / (1-1)
Emile Francis	1974-75	3	1	2	-	.333	1 / (0-1)
Jean-Guy Talbot	1977-78	3	1	2	-	.333	1 / (0-1)
Fred Shero	1978-79	18	11	7	-	.611	4 / (3-1)
Fred Shero	1979-80	9	4	5	-	.444	2 / (1-1)
Craig Patrick	1980-81	14	7	7	-	.500	3 / (2-1)
Herb Brooks	1981-82	10	5	5	-	.500	2 / (1-1)
Herb Brooks	1982-83	9	5	4	-	.556	2 / (1-1)
Herb Brooks	1983-84	5	2	3	-	.400	1 / (0-1)
Craig Patrick	1984-85	3	0	3	-	.000	1 / (0-1)
Ted Sator	1985-86	16	8	8	-	.500	3 / (2-1)
Phil Esposito	1986-87	6	2	4	-	.333	1 / (0-1)
Phil Esposito	1988-89	4	0	4	-	.000	1 / (0-1)
Roger Neilson	1989-90	10	5	5	-	.500	2 / (1-1)
Roger Neilson	1990-91	6	2	4	-	.333	1 / (0-1)
Roger Neilson	1991-92	13	6	7	-	.462	2 / (1-1)
Mike Keenan	1993-94	23	16	7	-	.696	4 / (4-0)
Colin Campbell	1994-95	10	4	6	-	.400	2 / (1-1)
Colin Campbell	1995-96	11	5	6	-	.455	2 / (1-1)
Colin Campbell	1996-97	15	9	6	-	.600	3 / (2-1)
Tom Renney	2005-06	4	0	4	-	.000	1 / (0-1)
Tom Renney	2006-07	10	6	4	-	.600	2 / (1-1)
Tom Renney	2007-08	10	5	5	-	.500	2 / (1-1)
John Tortorella	2008-09	7	3	4	-	.429	1 / (0-1)
John Tortorella	2010-11	5	1	4	-	.200	1 / (0-1)
John Tortorella	2011-12	20	10	10	-	.500	3 / (2-1)
John Tortorella	2012-13	12	5	7	-	.417	2 / (1-1)
Alain Vigneault	2013-14	25	13	12	-	.520	4 / (3-1)
Alain Vigneault	2014-15	19	11	8	-	.579	3 / (2-1)
Alain Vigneault	2015-16	5	1	4	-	.200	1 / (0-1)
Alain Vigneault	2016-17	12	6	6	-	.500	2 / (1-1)
David Quinn	2019-20	3	0	3	-	.000	1 / (0-1)
Gerard Gallant	2021-22	20	10	10	-	.500	3 / (2-1)
Gerard Gallant	2022-23	7	3	4	-	.750	1 / (0-1)
Peter Laviolette	2023-24	16	10	6	-	.625	3 / (2-1)

# ALL-TIME PLAYOFF RECORDS

## TEAM RECORDS: STREAKS

**LONGEST WINNING STREAK:** 7 (twice) 2023-24. Began 4/21, with a 4-1 win over Washington, in Game One of First Round. Ended 5/11 with loss at Carolina, 4-3, in Game 4 of Second Round; 1993-94. Began 4/17, with a 6-0 victory over NY Islanders, in Game One of the Conference Quarterfinals. Ended 5/7, when defeated at Washington, 4-2 in Game Four of the Conference Semifinals.

**LONGEST HOME WINNING STREAK:** 8 (twice) Began 5/05/22 with a 5-2 victory over Pittsburgh, in Game Two of First Round. Ended 6/9/22, when defeated by Tampa Bay in Game Five of the Conference Finals; Began 3/28/39, with a 2-1 victory over Boston, in Game Four of Semifinals. Ended 3/22/42, when defeated by Toronto in Game Two of the Semifinals.

**LONGEST ROAD WINNING STREAK:** 5 Began 5/9/72, with a 3-2 victory at Boston in Game Five of the Stanley Cup Finals. Ended 4/15/73, when defeated at Chicago, 5-4 in Game Two of the Semifinals.

**LONGEST LOSING STREAK:** 10 Began 4/11/68, when defeated at Chicago, 7-4 in Game Three of the Quarterfinals. Ended 4/11/70, with a 4-3 victory over Boston in Game Three of the Quarterfinals.

**LONGEST HOME LOSING STREAK:** 6 Began 5/18/15, when defeated by Tampa Bay, 6-2, in Game Two of the Conference Final. Ended 4/18/17, with a 2-1 victory over Montreal in Game Four of the First Round.

**LONGEST ROAD LOSING STREAK:** 17 Began 4/3/58, when defeated at Boston, 6-1, in Game Five of the Semifinals. Ended 4/11/71, with a 4-2 victory at Toronto in Game Four of the Quarterfinals.

## TEAM RECORDS: PLAYOFF YEAR

**MOST GAMES PLAYED:** 25 2013-14 (13-12).

**MOST WINS:** 16 1993-94 (23 games).

**MOST LOSSES:** 12 2013-14 (25 games).

**MOST TIES:** 2 1934-35 (4 games).

**MOST GOALS:** 81 1993-94 (23 games).

**MOST ASSISTS:** 121 1993-94 (23 games).

**MOST SCORING POINTS:** 202 1993-94 (23 games).

**MOST PENALTY MINUTES:** 426 1985-86 (16 games).

**MOST GOALS ALLOWED:** 60 2013-14 (25 games).

**MOST SHUTOUTS:** 4 (twice) 1993-94 (23 games) and 1936-37 (9 games).

**MOST SHUTOUTS AGAINST:** 3 2013-14 (25 games) and 2014-15 (19 games).

**MOST POWER PLAY GOALS:** 22 1993-94, 8 vs. Islanders, 4 vs. Washington, 4 vs. New Jersey, and 6 vs. Vancouver.

**MOST SHORTHANDED GOALS:** 6 (2x), 2023-24 & 1978-79.

**LATEST DATE OF PLAYOFF GAME:** 8/4/20 vs. Carolina, Qualifying Round, Game Three.

## TEAM RECORDS: SERIES

**MOST GOALS:** 29 1980-81, Quarterfinals. Rangers defeated St. Louis, 4 games to 2, outscoring opponent 29-22.

**MOST GOALS, TWO-GAME SERIES:** 9 1978-79, Preliminary Round. Rangers defeated Los Angeles, 2 games to 0, outscoring opponent 9-2.

**MOST GOALS, THREE-GAME SERIES:** 18 1982-83, Division Semifinals. Rangers defeated Philadelphia, 3 games to 0, outscoring opponent 18-9.

**MOST GOALS, FOUR-GAME SERIES:** 23 1980-81, Preliminary Round. Rangers defeated Los Angeles, 3 games to 1, outscoring opponent 23-12.

**MOST GOALS, FIVE-GAME SERIES:** 28 1978-79, Quarterfinals. Rangers defeated Philadelphia, 4 games to 1, outscoring opponent 28-8.

**MOST GOALS, SIX-GAME SERIES:** 29 1980-81, Quarterfinals. Rangers defeated St. Louis, 4 games to 2, outscoring opponent 29-22.

**MOST GOALS, SEVEN-GAME SERIES:** 28 (twice) 2021-22, First Round, Rangers defeated Pittsburgh, 4 games to 3, being outscored by Penguins 29-28; 1991-92, Division Semifinals. Rangers defeated New Jersey, 4 games to 3, outscoring opponent 28-25.

**MOST GOALS ALLOWED:** 29 2021-22, First Round. Rangers defeated Pittsburgh, 4 games to 3, being outscored by Penguins 29-28

**MOST GOALS ALLOWED, TWO-GAME SERIES:** 5 (three times) 1934-35, Quarterfinals. Rangers defeated Montreal Canadiens, 6-5 in total goals; 1934-35, Semifinals. Rangers defeated by Montreal Maroons, 5-4 in total goals; 1932-33, Quarterfinals. Rangers defeated Montreal Canadiens, 8-5 in total goals.

**MOST GOALS ALLOWED, THREE-GAME SERIES:** 18 1931-32, Stanley Cup Finals. Rangers defeated by Toronto, 3 games to 0, being outscored 18-10.

**MOST GOALS ALLOWED, FOUR-GAME SERIES:** 22 1980-81, Semifinals. Rangers defeated by NY Islanders, 4 games to 0, being outscored 22-8.

**MOST GOALS ALLOWED, FIVE-GAME SERIES:** 24 1955-56, Semifinals. Rangers defeated by Montreal Canadiens, 4 games to 1, being outscored 24-9.

**MOST GOALS ALLOWED, SIX-GAME SERIES:** 28 (twice) 1957-58, Semifinals. Rangers defeated by Boston, 4 games to 2, being outscored 28-16; 1982-83, Division Finals. Rangers defeated by NY Islanders, 4 games to 2, being outscored 28-15.

**MOST GOALS ALLOWED, SEVEN-GAME SERIES:** 29 2021-22, First Round. Rangers defeated Pittsburgh, 4 games to 3, being outscored by Penguins 29-28

# ALL-TIME PLAYOFF RECORDS

## TEAM RECORDS: SERIES (CONT'D)

**MOST GOALS, BOTH TEAMS:** 57 2021-22, First Round. Rangers defeated Pittsburgh, 4 games to 3, being outscored by Penguins 29-28

**MOST GOALS, BOTH TEAMS, TWO-GAME SERIES:** 13 1932-33, Quarterfinals. Rangers defeated Montreal Canadiens, 8-5 in total goals.

**MOST GOALS, BOTH TEAMS, THREE-GAME SERIES:** 28 1931-32, Stanley Cup Finals. Rangers defeated by Toronto, 3 games to 0, being outscored 18-10.

**MOST GOALS, BOTH TEAMS, FOUR-GAME SERIES:** 35 1980-81, Preliminary Round. Rangers defeated Los Angeles, 3 games to 1, outscoring opponent 23-12.

**MOST GOALS, BOTH TEAMS, FIVE-GAME SERIES:** 37 1989-90, Division Finals. Rangers defeated by Washington, 4 games to 1, being outscored 22-15.

**MOST GOALS, BOTH TEAMS, SIX-GAME SERIES:** 51 1980-81, Quarterfinals. Rangers defeated St. Louis, 4 games to 2, outscoring opponent 29-22.

**MOST GOALS, BOTH TEAMS, SEVEN-GAME SERIES:** 7 2021-22, First Round. Rangers defeated Pittsburgh, 4 games to 3, being outscored by Penguins 29-28

**MOST OVERTIME GAMES, ONE SERIES:** 4 1938-39, Semifinals. Rangers defeated by Boston, 4 games to 3.

**MOST PENALTY MINUTES:** 224 1988-89, Division Semifinals vs. Pittsburgh (4 games). Pittsburgh had 210 penalty minutes for a total of 434 minutes.

**MOST POWER PLAY GOALS:** 10 1989-90, Division Semifinals vs. NY Islanders.

**MOST SHORTHANDED GOALS:** 5 1978-79, Quarterfinals vs. Philadelphia.

**MOST SHUTOUTS:** 3 1939-40, Semifinals vs. Boston.

**MOST SHUTOUTS AGAINST:** 2 (seven times) 2014-15, Conference Final vs. Tampa Bay; 2013-14, Second Round vs. Pittsburgh; 2008-09, Conference Quarterfinals vs. Washington; 1986-87, Division Semifinals vs. Philadelphia; 1936-37, Stanley Cup Finals vs. Detroit; 1930-31, Semifinals vs. Chicago; 1927-28, Stanley Cup Finals vs. Montreal Maroons.

**FEWEST GOALS:** 0 1930-31, Semifinals. Rangers defeated by Chicago, 3-0 in total goals.

**FEWEST GOALS, TWO-GAME SERIES:** 0 1930-31, Semifinals. Rangers defeated by Chicago, 3-0 in total goals.

**FEWEST GOALS, THREE-GAME SERIES:** 4 2019-20, Qualifying Round. Rangers defeated by Carolina, 3 games to 0, being outscored 11-4.

**FEWEST GOALS, FOUR-GAME SERIES:** 4 2005-06, Conference Quarterfinals. Rangers defeated by New Jersey, 4 games to 0, being outscored 17-4.

**FEWEST GOALS, FIVE-GAME SERIES:** 5 1927-28, Stanley Cup Finals. Rangers defeated Montreal Maroons, 3 games to 2, being outscored 6-5.

**FEWEST GOALS, SIX-GAME SERIES:** 12 (four times) 2023-24, Conference Final. Rangers defeated by Florida, 4 games to 2, being outscored 16-12; 1967-68, Quarterfinals. Rangers defeated by Chicago, 4 games to 2, being outscored 18-12; 1947-48, Semifinals. Rangers defeated by Detroit, 4 games to 2, being outscored 17-12; 1941-42, Semifinals. Rangers defeated by Toronto, 4 games to 2, being outscored 13-12.

**FEWEST GOALS, SEVEN-GAME SERIES:** 11 2008-09, Conference Quarterfinals. Rangers defeated by Washington, 4 games to 3, being outscored, 19-11.

**FEWEST GOALS ALLOWED:** 0 (twice) 1936-37, Semifinals. Rangers defeated Montreal Maroons, 2 games to 0, outscoring opponent 5-0; 1928-29, Quarterfinals. Rangers defeated NY Americans, 1-0, in total goals.

**FEWEST GOALS ALLOWED, TWO-GAME SERIES:** 0 (twice) 1936-37, Semifinals. Rangers defeated Montreal Maroons, 2 games to 0, outscoring opponent 5-0; 1928-29, Quarterfinals. Rangers defeated NY Americans, 1-0, in total goals.

**FEWEST GOALS ALLOWED, THREE-GAME SERIES:** 6 1940-41, Quarterfinals. Rangers defeated by Detroit, 2 games to 1, with 6 goals each.

**FEWEST GOALS ALLOWED, FOUR-GAME SERIES:** 3 1993-94, Conference Quarterfinals. Rangers defeated NY Islanders, 4 games to 0, outscoring opponent 22-3.

**FEWEST GOALS ALLOWED, FIVE-GAME SERIES:** 5 1996-97, Conference Semifinals. Rangers defeated New Jersey, 4 games to 1, outscoring opponent 10-5.

**FEWEST GOALS ALLOWED, SIX-GAME SERIES:** 9 1939-40, Semifinals. Rangers defeated Boston, 4 games to 2, outscoring opponent 15-9.

**FEWEST GOALS ALLOWED, SEVEN-GAME SERIES:** 12 (twice) 2012-13, Conference Quarterfinals. Rangers defeated Washington, 4 games to 3, outscoring opponent 16-12; 2014-15, Second Round. Rangers defeated Washington, 4 games to 3, outscoring opponent 13-12.

**FEWEST GOALS, BOTH TEAMS:** 1 1928-29, Quarterfinals. Rangers defeated NY Americans, 1-0 in total goals.

**FEWEST GOALS, BOTH TEAMS, TWO-GAME SERIES:** 1 1928-29, Quarterfinals. Rangers defeated NY Americans, 1-0 in total goals.

**FEWEST GOALS, BOTH TEAMS, THREE-GAME SERIES:** 12 1940-41, Quarterfinals. Rangers defeated by Detroit, 2 games to 1, with 6 goals each.

**FEWEST GOALS, BOTH TEAMS, FOUR-GAME SERIES:** 16 1932-33, Stanley Cup Finals. Rangers defeated Toronto, 3 games to 1, outscoring opponent 11-5.

**FEWEST GOALS, BOTH TEAMS, FIVE-GAME SERIES:** 11 1927-28, Stanley Cup Finals. Rangers defeated Montreal Maroons, 3 games to 2, being outscored by opponent 6-5.

**FEWEST GOALS, BOTH TEAMS, SIX-GAME SERIES:** 24 1939-40, Semifinals. Rangers defeated Boston, 4 games to 2, outscoring opponent 15-9.

**FEWEST GOALS, BOTH TEAMS, SEVEN-GAME SERIES:** 25 2014-15, Second Round. Rangers defeated Washington, 4 games to 3, outscoring opponent 13-12.

# ALL-TIME PLAYOFF RECORDS

## TEAM RECORDS: GAME

**GREATEST WINNING MARGIN:** 7 (twice) last - 4/17/07, Conference Quarterfinals, Game Three. Rangers defeated Atlanta Thrashers, 7-0 at Madison Square Garden.

**GREATEST WINNING MARGIN, HOME:** 7 (twice) last - 4/17/07, Conference Quarterfinals, Game Three. Rangers defeated Atlanta Thrashers, 7-0 at Madison Square Garden.

**GREATEST WINNING MARGIN, ROAD:** 6 (twice) last - 4/7/91, Division Semifinals, Game Three. Rangers defeated Washington, 6-0.

**GREATEST LOSING MARGIN:** 7 (twice) last - 4/19/86, Division Finals, Game Two. Rangers defeated by Washington, 8-1 in Washington.

**GREATEST LOSING MARGIN, HOME:** 6 (twice) last - 4/13/86, Division Semifinals, Game Four. Rangers defeated by Philadelphia, 7-1.

**GREATEST LOSING MARGIN, ROAD:** 7 (twice) last - 4/19/86, Division Finals, Game Two. Rangers defeated by Washington, 8-1.

**MOST GOALS:** 10 4/11/81, Preliminary Round, Game Three. Rangers defeated Los Angeles, 10-3, at Madison Square Garden.

**MOST GOALS ALLOWED:** 8 (five times) last - 4/9/87, Division Semifinals, Game Two. Rangers defeated at Philadelphia, 8-3.

**MOST GOALS, BOTH TEAMS:** 13 (three times) last - 4/27/92, Division Semifinals, Game Five. Rangers defeated New Jersey, 8-5 at Madison Square Garden.

**MOST PENALTY MINUTES, BOTH TEAMS:** 267 4/9/81, Preliminary Round, Game Two. Rangers had 142 penalty minutes and Los Angeles had 125 minutes for a total of 267 minutes.

**FEWEST PENALTY MINUTES:** 0 (three times) last - 5/29/15, Conference Final, Game Seven. Rangers defeated by Tampa Bay, 2-0.

**MOST PENALTY MINUTES:** 142 4/9/81, Preliminary Round, Game Two at Los Angeles. Los Angeles had 125 minutes for a total of 267 minutes.

**MOST POWER PLAY GOALS:** 4 4/8/82, Division Semifinals, Game Two vs. Philadelphia at Madison Square Garden.

**MOST SHORTHANDED GOALS:** 2 (eight times) last - 4/29/17, Second Round, Game Two at Ottawa.

**MOST SHOTS:** 68 5/3/22, First Round, Game One vs. Pittsburgh at Madison Square Garden. Rangers were defeated 4-3 in triple overtime.

**MOST SHOTS ALLOWED:** 83 5/3/22, First Round, Game One vs. Pittsburgh at Madison Square Garden. Rangers were defeated 4-3 in triple overtime.

**FEWEST GOALS, BOTH TEAMS:** 0 (three times) last - 3/20/34, Quarterfinals, Game One. Rangers tied Montreal Maroons 0-0 in first game of total-goals series at Montreal.

## TEAM RECORDS: OVERTIME GAME

**ALL-TIME OVERTIME RECORD:** 46 Wins and 56 Losses; 22-21 at home, 24-35 on the road.

**LONGEST HOME OVERTIME PLAYED BY RANGERS:** 60 min. 40 sec. Quarterfinals, Game Three. Lorne Carr of the New York Americans scored at 0:40 of the fourth overtime, 3/27/38. Americans won, 3-2.

**LONGEST ROAD OVERTIME PLAYED BY RANGERS:** 68 min. 52 sec. Semifinals, Game One. Gus Rivers of the Montreal Canadiens scored at 8:52 of the fourth overtime, 3/28/30 at Montreal. Canadiens won, 2-1.

**SHORTEST HOME OVERTIME PLAYED BY RANGERS:** 11 sec. Preliminary Round, Game Three. J.P. Parise of the New York Islanders scored at 0:11 of the first overtime, 4/11/75. Islanders won, 4-3.

**SHORTEST ROAD OVERTIME PLAYED BY THE RANGERS:** 25 sec. Conference Semifinals, Game Two. Kevin Haller of the Philadelphia Flyers scored at 0:25 of the first overtime, 5/22/95 at Philadelphia. Flyers won, 4-3.

**FASTEST OVERTIME GOAL BY A RANGER:** 33 sec. Preliminary Round, Game One. Steve Vickers scored at 0:33 of the first overtime against the Atlanta Flames at Madison Square Garden, 4/8/80. Rangers won, 2-1.

**MOST SHOTS (OVERTIME):** 34 5/3/22, First Round, Game One vs. Pittsburgh at Madison Square Garden. Rangers were defeated 4-3 in triple overtime.

## TEAM RECORDS: PERIOD

**MOST GOALS:** 6 Quarterfinals, Game Five. Defeated Philadelphia, 8-3 on 4/24/79. Rangers scored six goals in third period and won game, 8-3.

**MOST GOALS ALLOWED:** 5 (nine times) last - First Round, Game Four, 5/9/22 by Pittsburgh at Madison Square Garden. Penguins scored five goals in the second period and won the game, 7-2.

**MOST GOALS BY RANGERS AND OPPONENT:** 9 Quarterfinals, Game Five. 4/24/79 vs. Philadelphia in the third period at Philadelphia. Rangers scored six goals and the Flyers scored three. Rangers won game, 8-3.

**MOST PENALTY MINUTES:** 125 Preliminary Round, Game Two in the first period at Los Angeles on 4/9/81.

**MOST PENALTY MINUTES, OPPONENT:** 104 Preliminary Round, Game Two in the first period at Los Angeles on 4/9/81.

**MOST PENALTY MINUTES, BOTH TEAMS:** 229 Preliminary Round, Game Two in first period at Los Angeles on 4/9/81. Rangers had 125 minutes and Los Angeles had 104 minutes.

**MOST PENALTIES:** 24 Preliminary Round, Game Two in first period at Los Angeles on 4/9/81. Los Angeles had 19 penalties for a total of 43 penalties.

**MOST POWER PLAY GOALS:** 3 (twice) Eastern Conference Final, Game One in the third period at Montreal on 5/17/14. Stanley Cup Finals, Game Three in the first period against Boston at Madison Square Garden on 5/4/72.

**FASTEST TWO GOALS:** 6 sec. Rod Gilbert at 9:32 and 9:38 of second period against Chicago in Game Three of Quarterfinals at Chicago, 4/11/68.

**FASTEST THREE GOALS:** 38 sec. Jim Wiemer at 12:29, Bob Brooke at 12:43, and Ron Greshner at 13:07 of third period against Philadelphia in Game Three of Division Semifinals at Madison Square Garden, 4/12/86.

# ALL-TIME PLAYOFF RECORDS

## INDIVIDUAL RECORDS: CAREER

**MOST GAMES PLAYED:** 123 - Chris Kreider  
**MOST GOALS:** 48 - Chris Kreider  
**MOST ASSISTS:** 61 - Brian Leetch  
**MOST POINTS:** 89 - Brian Leetch  
**MOST GOALS BY A DEFENSEMAN:** 28 - Brian Leetch  
**MOST ASSISTS BY A DEFENSEMAN:** 61 - Brian Leetch  
**MOST POINTS BY A DEFENSEMAN:** 89 - Brian Leetch  
**MOST POWER PLAY GOALS (since 1933-34):** 19 - Chris Kreider  
**MOST SHORTHANDED GOALS (since 1933-34):** 3 - Mark Messier & Chris Kreider  
**MOST PENALTY MINUTES:** 150 - Ching Johnson  
**MOST APPEARANCES BY A GOALTENDER:** 130 - Henrik Lundqvist  
**MOST WINS:** 61 - Henrik Lundqvist  
**MOST SHUTOUTS:** 10 - Henrik Lundqvist  
**LOWEST GAA (min. 10 appearances):** 1.48 - Andy Aitkenhead  
**BEST SV% (min. 10 appearances):** .928 - Igor Shesterkin  
**BEST PLAYOFF SEASONS:** 12 - Henrik Lundqvist and Ron Greschner (note - the 12 seasons for Greschner does not include 1982 Playoffs, when Greschner was on the roster but did not play in the playoffs due to injury)

## INDIVIDUAL RECORDS: PLAYOFF YEAR

**MOST GOALS:** 12 - Mark Messier, 1993-94.  
**MOST ASSISTS:** 23 - Brian Leetch, 1993-94.  
**MOST POINTS:** 34 - Brian Leetch, 1993-94.  
**MOST GOALS BY A DEFENSEMAN:** 11 - Brian Leetch, 1993-94.  
**MOST ASSISTS BY A DEFENSEMAN:** 23 - Brian Leetch, 1993-94.  
**MOST POINTS BY A DEFENSEMAN:** 34 - Brian Leetch, 1993-94.  
**MOST POINTS BY A ROOKIE:** 20 - Don Maloney, 1978-79 (18 games, 7 goals, 13 assists).  
**MOST POWER PLAY GOALS:** 6 - Mika Zibanejad, 2021-22; Adam Graves, 1995-96.  
**MOST GAME-WINNING GOALS:** 4 - Frank Boucher, 1927-28; Brian Leetch, 1993-94; Mark Messier, 1993-94, Artemi Panarin, 2023-24  
**MOST PENALTY MINUTES:** 93 - Ed Hospodar, 1980-81.  
**MOST THREE-OR-MORE-GOAL GAMES:** 2 - Wayne Gretzky, 1996-97.  
**LONGEST GOAL STREAK:** 5 (twice) - Cecil Dillon, 1932-33 & Vincent Trocheck, 2023-24  
**LONGEST ASSIST STREAK:** 8 (twice) - Adam Fox, 2021-22 & Mika Zibanejad, 2023-24  
**LONGEST POINT STREAK:** 13 - Mark Messier, 1993-94  
**MOST CONSECUTIVE SHUTOUTS:** 3 - John Ross Roach, 1928-29. Game One of the Quarterfinals at NY Americans on 3/19, 0-0; Game Two of the Quarterfinals vs. NY Americans on 3/21, 1-0; Game 1 of the Semifinals vs. Toronto on 3/24, 1-0.  
**MOST MINUTES PLAYED BY A GOALTENDER:** 1,515:35 - Henrik Lundqvist, 2013-14 (25 games).  
**MOST WINS BY A GOALTENDER:** 16 - Mike Richter, 1993-94.  
**MOST SHUTOUTS:** 4 (twice) - Mike Richter, 1993-94; Dave Kerr, 1936-37.  
**LOWEST GAA (min. four appearances):** 0.77 - John Ross Roach, 1928-29.  
**BEST SV% (min. four appearances):** .934 - Henrik Lundqvist, 2012-13.

## INDIVIDUAL RECORDS: SERIES

**MOST GOALS:** 6 (four times) Bruce MacGregor, 1973-74, Quarterfinals vs. Montreal; Mike Gartner, 1991-92, Division Semifinals vs. New Jersey; Adam Graves, 1995-96, Conference Quarterfinals vs. Montreal; Chris Kreider, 2022-23, First Round vs. New Jersey  
**MOST GOALS, OPPONENT:** 9 John Druce, 1989-90, Division Finals vs. Washington.  
**MOST ASSISTS:** 8 (five times) Bill Fairbairn, 1972-73, Quarterfinals vs. Boston; Phil Esposito, 1978-79, Quarterfinals vs. Philadelphia; Ryan McDonagh, 2013-14, Conference Final vs. Montreal; Mika Zibanejad, 2021-22, First Round vs. Pittsburgh; Adam Fox, 2022-23, First Round vs. New Jersey  
**MOST ASSISTS, OPPONENT:** 10 (twice) Fleming MacKell, 1957-58, Semifinals vs. Boston; Bob Bourne, 1982-83, Division Finals vs. NY Islanders.  
**MOST POINTS:** 11 (four times) Mark Messier, 1991-92, Division Semifinals vs. New Jersey (5 goals, 6 assists); Mark Messier, 1993-94, Conference Finals vs. New Jersey (4 goals, 7 assists); Brian Leetch, 1993-94, Stanley Cup Finals vs. Vancouver (5 goals, 6 assists); Mika Zibanejad, 2021-22, First Round vs. Pittsburgh (3 goals, 8 assists).  
**MOST POINTS, OPPONENT:** 14 Fleming MacKell, 1957-58, Semifinals vs. Boston.  
**MOST POWER PLAY GOALS:** 5 Adam Graves, 1995-96, Conference Quarterfinals vs. Montreal; Chris Kreider, 2022-23, First Round vs. New Jersey  
**MOST SAVES:** 252 Igor Shesterkin, 2021-22, First Round vs. Pittsburgh.  
**MOST SHUTOUTS:** 3 Dave Kerr, 1940, Semifinals vs. Boston in Game One (4-0), Game Four (1-0), and Game Five (1-0).  
**LOWEST GAA (min. 100 minutes played):** 0.00 (twice) John Ross Roach, 1928-29, Quarterfinals vs. NY Americans; Dave Kerr, 1936-37, Semifinals vs. Montreal Maroons.  
**BEST SV% (min. 100 minutes played, since the NHL began to track the statistic in 1955-56):** .978 Mike Richter, 1996-97, Conference Semifinals vs. New Jersey.



## ALL-TIME PLAYOFF RECORDS

### INDIVIDUAL RECORDS: GAME

**MOST GOALS:** 3 (16 times) last – Chris Kreider, 5/16/24 at Carolina in Game Six of Second Round.  
**MOST GOALS BY A DEFENSEMAN:** 3 Brian Leetch, 5/22/95 at Philadelphia in Game Two of the Conference Semifinals.  
**MOST ASSISTS:** 6 Mikko Leinonen, 4/8/82 against Philadelphia in Game Two of the Division Semifinals.  
**MOST POINTS:** 6 Mikko Leinonen, 4/8/82 against Philadelphia in Game Two of the Division Semifinals (six assists).  
**MOST POINTS BY A DEFENSEMAN:** 4 (eight times) Adam Fox, 4/18/23 vs. New Jersey in Game One of First Round vs. New Jersey (four assists). Ryan McDonagh, 5/17/14 vs. Montreal in Game One of the Conference Final at Montreal (one goal, three assists). Brian Leetch, 6/7/94 vs. Vancouver in Game Four of the Stanley Cup Finals at Vancouver (one goal, three assists). Brian Leetch, 5/9/94 vs. Washington in Game Five of the Conference Semifinals at Madison Square Garden (one goal, three assists). Brian Leetch, 4/21/94 vs. NY Islanders in Game Three of the Conference Quarterfinals at Long Island (one goal, three assists). Dave Maloney, 4/9/83 vs. Philadelphia in Game Three of the Division Semifinals at Madison Square Garden (four assists). Brad Park, 5/4/72 vs. Boston in Game Three of the Stanley Cup Finals at Madison Square Garden (two goals, two assists); Adam Fox, 5/13/22 at Pittsburgh in Game Six of the First Round in Pittsburgh (4 assists).  
**MOST PENALTY MINUTES:** 39 Ed Hospodar, 4/9/81 at Los Angeles in Game Two of the Preliminary Round.  
**MOST POWER PLAY GOALS:** 2 (15 times) last - Chris Kreider, 4/20/23 at New Jersey in Game Two of the First Round.  
**MOST SHORTHANDED GOALS:** 2 Mark Messier, 4/21/92 against New Jersey at Madison Square Garden in Game Two of the Division Semifinals.  
**MOST SHOTS ON GOAL:** 12 Brian Leetch, 4/9/89 against Pittsburgh at Madison Square Garden in Game Four of the Division Semifinals.  
**FASTEST GOAL FROM START OF GAME:** 27 sec. Ed Hospodar on 4/9/81 vs. Los Angeles at Los Angeles in Game Two of the Preliminary Round.  
**FASTEST GOAL FROM START OF GAME BY OPPONENT:** 13 sec. Claude Larose of Montreal on 4/11/67 at Madison Square Garden in Game Three of the Semifinals.  
**MOST SAVES:** 79 Igor Shesterkin, 5/3/22 vs. Pittsburgh in Game One of the First Round at Madison Square Garden.

### INDIVIDUAL RECORDS: PERIOD

**MOST GOALS:** 3 (three times) Second Round, Game Six - Chris Kreider, 5/16/24 at Carolina in the third period. Conference Quarterfinals, Game Four - Wayne Gretzky, 4/23/97 vs. Florida, at Madison Square Garden in the second period. Conference Finals, Game Six - Mark Messier, 5/25/94 at New Jersey in the third period.  
**MOST ASSISTS:** 3 (six times) First Round, Game Two - J.T. Miller, 4/16/16 vs. Pittsburgh at Pittsburgh in the second period. Conference Quarterfinals, Game Three - Jaromir Jagr, 4/17/07 vs. Atlanta at Madison Square Garden in the first period. Conference Quarterfinals, Game Two - Alexei Kovalev, 5/8/95 vs. Quebec at Quebec in the third period. Conference Semifinals, Game Five - Brian Leetch, 5/9/94 vs. Washington, at Madison Square Garden in the first period. Semifinals, Game Three - Jean Ratelle, 4/22/71 vs. Chicago at Madison Square Garden in the first period. Division Semifinals, Game Two - Mikko Leinonen, 4/8/82 vs. Philadelphia at Madison Square Garden in the second period.  
**MOST PENALTIES:** 6 Preliminary Round, Game Two - Ed Hospodar, 4/9/81 at Los Angeles in the first period. (2 minors, 1 major, 1 ten minute misconduct, 2 game misconducts).  
**MOST PENALTY MINUTES:** 39 Preliminary Round, Game Two - Ed Hospodar, 4/9/81 at Los Angeles in the first period.  
**MOST POWER PLAY GOALS:** 2 (five times) Conference Finals, Game Two - Wayne Gretzky, 5/18/97 at Philadelphia in the first period. Conference Quarterfinals, Game Three - Adam Graves, 4/21/96 at Montreal in the first period. Conference Semifinals, Game Two - Brian Leetch, 5/22/95 at Philadelphia in the first period. Semifinals, Game Two - Mac Colville, 3/22/42 vs. Toronto at Madison Square Garden in the third period. Stanley Cup Finals, Game Three - Brad Park, 5/4/72 vs. Boston at Madison Square Garden in the first period.

## NEW YORK RANGERS STANLEY CUP CHAMPIONSHIP TEAMS



1927-28 – Standing (Left to Right)-Ching Johnson, Bill Boyd, Paul Thompson, Lorne Chabot, Lester Patrick (sub-goaltender, manager and coach), Bill Cook, Taffy Abel, Joe Miller (sub-goaltender), Bun Cook. Bottom Row (Left to Right)-Harry Westerby (trainer), Murray Murdoch, Art Chapman, Leo Bourgeault, Patsy Callighen, (unknown), Frank Boucher, Alex Gray.



1932-33 – Standing (Left to Right)-Jimmy Arnott, Gordon Pettinger, Bill Cook, Earl Seibert, Ossie Asmundson, Lester Patrick (Manager), Babe Siebert, Ching Johnson, Bun Cook, Butch Keeling, Murray Murdoch, Ott Heller, Doug Brennan.

Bottom Row (Left to Right)-Wilfie Starr, Carl Voss, Cecil Dillon, Harry Westerby (Trainer), Artie Somers, Andy Aitkenhead.




1939-40 – Standing (Left to Right)-Frank Boucher (Coach), Lynn Patrick, Neil Colville, Ott Heller, Art Coulter (Captain),

Babe Pratt, Muzz Patrick, Alf Pike, Lester Patrick (Manager). Bottom Row (Left to Right)-Alex Shibicky, Phil Watson, Kilby MacDonald, Bryan Hextall, Dave Kerr, Mac Colville, Clint Smith, Dutch Hiller, Harry Westerby (Trainer).

## NEW YORK RANGERS STANLEY CUP CHAMPIONSHIP TEAMS

New York Rangers 1993-94 Stanley Cup Champions



First Row (left to right): Mike Richter, Kevin Lowe, Steve Larmer, Dick Todd - Assistant Coach, Neil Smith - President and General Manager, Mark Messier - Captain, Mike Keenan - Head Coach,  
 Collin Campbell - Associate Coach, Brian Leetch, Adam Graves, Glenn Healy - Second Row: Mike Folgia - Trainer, Joe Murphy - Trainer, Glenn Anderson, Joe Kocur, Alexei Kovalev, Craig  
 MacTavish,  
 Sergei Nemchinov, Sergei Zubov, Dave Smith - Trainer, Bruce Liffieri - Trainer. Third Row: Esa Tikkanen, Greg Gilbert, Jay Wells, Stephane Matteau, Jeff Beukeboom, Doug Lidster, Brian  
 Noonan.  
 Top Row: Mike Hartman, Mike Hudson, Alexander Karpovtsev, Eddle Olczyk, Nick Kyriacos.







**RANGERS**  
**HERITAGE**

## Madison Square Garden

### The World's Most Famous Arena

The Rangers images alone are endless, burning, unforgettable...Pete Stemkowski in triple overtime...Ed-die, Ed-die...Mark Messier, Cup in hand, wiping out 54 years of frustration...The Great One's farewell...

Those images just scratch the surface of this building, which also featured Hope and Crosby on Opening Night... Willis Reed out of the tunnel for Game Seven...19 straight Knicks points against Milwaukee...Sinatra in The Main Event...Ali and Frazier in The Fight...The Dunk... Patrick Ewing slam-dunking the Knicks into the Finals... LJ's four-pointer...The Stones and The Dead and The King and The Pope and Streisand and Carter and Clinton and Bush...

It could all only happen in one place...Not a mere building but a state of mind...The greatest of the great in sports, arts and entertainment, summed up in three words...

Madison Square Garden ...

The World's Most Famous Arena...



## BEGINNINGS

The current Garden - located between 31st and 33rd Streets and Seventh and Eighth Avenues on Manhattan's West Side - is the fourth building (third site) to be named Madison Square Garden.

**Garden I** was located at Madison Square: 26th Street and Madison Avenue. It was originally opened in 1874 (at a cost of \$35,000) by the legendary P.T. Barnum as "Barnum's Monster Classical and Geological Hippodrome." However, it was soon renamed "Gilmore's Garden" when the lease was auctioned off to bandmaster Patrick S. Gilmore (the term "Garden" was used often during this period to denote a place of public gathering and entertainment).

The building, which had 28-foot walls without a roof, hosted a varied schedule of social and fraternal meetings, flower shows and commercial exhibitions. When Gilmore's lease expired in 1878, it was picked up briefly

by W. M. Tison. The following year, William Vanderbilt of the New York Central Railroad assumed control of the facility and officially renamed it "Madison Square Garden" on May 31, 1879. Featuring a sports and entertainment program that stressed such

events as boxing and the National Horse Show, Garden I stood until its demolition in 1889.



**Garden II** was constructed on the site of Garden I, opening on Jun. 16, 1890 at a cost of \$1.5 million. It contained an 8,000-seat main arena, 1,500-seat concert hall, 1,200-seat theatre and the world's largest indoor swimming pool. The Spanish Renaissance-style structure was topped by its most famous feature: a 32-story tower and roof garden atop which stood Augustus Saint-Gauden's gold statue of Diana, Goddess of the Hunt.

Stanford White, the renowned architect who designed Garden II, also figured in its most famous - and infamous - event. On the night of Jun. 25, 1906, White was gunned down in the Garden's rooftop garden by Pittsburgh millionaire Harry Thaw, allegedly in revenge for White's long-standing affair with Thaw's wife, showgirl Evelyn Nesbit. The White-Thaw-Nesbit

love triangle was ultimately immortalized in the 1955 film *The Girl in the Red Velvet Swing* - starring Ray Milland as White and Joan Collins as Nesbit - and in the best-seller *American Eve* by Paula Uruburu (Riverhead Books, 2008). Nesbit died in obscurity in California at age 81 in 1967.

Garden II hosted a sporting card heavy with boxing, wrestling, six-day bicycle races and horse shows, along with national events such as the 1924 Democratic National Convention, a marathon that lasted through 16 days and 103 ballots. Movie buffs will recall that in Orson Welles' 1941 classic *Citizen Kane*, Charles Foster Kane's acceptance of the 1916 New York gubernatorial nomination takes place at Garden II (although, obviously, it wasn't actually filmed there).

Garden II closed with a boxing card on May 5, 1925, followed by a mournful eulogy by ring announcer Joe Humphreys: "Farewell to thee, o temple of fistiana. Farewell to thee, o sweet Miss Diana...". The New York Life Insurance Building (51 Madison Avenue) occupies the former site of Gardens I and II, while Diana found a new home at the Philadelphia Museum of Art.



**Garden III** - the "Old Garden" - was built in just 249 days at 49th Street and Eighth Avenue under the watchful eyes of promoter Tex Rickard and architect Thomas Lamb. The fabled 18,000-seat arena, built at a cost of \$5.6 million, opened with a six-day bicycle race on Nov. 24, 1925, and for 43 years was America's premier sports and entertainment showplace. Ironically, Rickard did not live to see the blossoming of Garden III, suffering a fatal appendicitis attack on Jan. 6, 1929.

Anyone who ever set foot in the Old Garden remembers its unforgettable atmosphere...the sky-high balcony...the haze from decades of cigarette smoke...the main lobby, a schmoozer's paradise...the marquee...G.O. Cards...the organ (played first by Gladys Gooding, later by Virginia Thomas)...the unmistakable voice of John Condon...the Nedick's and Adam Hats stores that flanked the main entrance...

Sports - especially hockey, basketball, boxing and track - would be the lifeblood of the Old Garden. But it also hosted entertainment extravaganzas ranging from the Ringling Bros. and Barnum & Bailey

Circus and the Gene Autry Rodeo to star-studded spectacles like Mike Todd's 1957 anniversary party for his film *Around the World in 80 Days* and President John F. Kennedy's May 19, 1962 birthday party which featured Marilyn Monroe's breathless version of "Happy Birthday." On the screen, the Garden provided the inspiration, and title, for the 1932 Paramount epic *Madison Square Garden*, starring Jack Oakie and ZaSu Pitts, as well as the on-location backdrop for the harrowing final reel of John Frankenheimer's 1962 classic *The Manchurian Candidate*.

The first NHL team to play at Garden III was the New York Americans, who rented the building for the 1925-26 season. The Rangers played their first regular season NHL game there on Nov. 16, 1926, beating the Montreal Maroons 1-0. In the 42 years the Rangers played on 49th Street, they would win three Stanley Cup championships (1928, 1933, and 1940) and develop a host of Hall of Famers, including Bill Cook, Bun Cook, Frank Boucher, Ching Johnson, Babe Pratt, Neil Colville, Chuck Rayner, Andy Bathgate, Harry Howell, Gump Worsley, Rod Gilbert, Jean Ratelle, and Eddie Giacomin.



The Rangers played their final game at the Old Garden on the afternoon of Feb. 11, 1968; a 3-3 tie with Detroit. The last event ever was the Westminster Dog Show, over Feb. 12-13, 1968. After the Old Garden was demolished, the site was used for years as a Kinney parking lot. The Worldwide Plaza office/apartment complex, which opened in 1989, now occupies the site.



**Garden IV** On Nov. 3, 1960, Garden president Irving Mitchell Felt announced plans for a new Madison Square Garden - Garden IV - to eventually be built at 33rd Street between Seventh and Eighth Avenues, atop Pennsylvania Station.

Prospective sites for a New Garden had been discussed throughout the mid- and late-'50s, especially the area at Columbus Circle which would eventually house the New York Coliseum and, ultimately, the Time Warner Center.

Then the Garden Corporation obtained the coveted "air rights" above Penn Station from the Pennsylvania Railroad in 1961. The Railroad had entertained the idea of selling Penn Station's air rights as far back as 1951, when faced with a \$72 million deficit. In 1955, Railroad president James Symes and famed real estate developer William Zeckendorf signed an agreement to option the Station's air rights for an industrial-commercial "Palace of Progress", with a new, renovated Penn Station below street level. When the project fell through, the Railroad sold the air rights to the Garden Corporation. Above-ground demolition of Penn Station began on Oct. 28, 1963, with new concrete poured starting on May 1, 1964.



Garden IV opened as a glittering sports and entertainment showplace, with its distinctive circular, cable-suspended roof above the 19,000-seat arena, its 5,000-seat Felt Forum, 48-lane Bowling Center, 500-seat cinema, Hall of Fame Club, National Art Museum of Sport, 50,000-square foot Exposition Rotunda and 29-story office building

(Two Penn Plaza) attached by a pedestrian mall.

The first element of the New Garden complex to open its doors was the Bowling Center, on Oct. 30, 1967. On Nov. 26, 1967, the Felt Forum opened with a performance of the Welsh and Scots Guards.

The "New Garden" itself officially opened on Feb. 11, 1968, when Bob Hope and Bing Crosby hosted "The Night of the Century," a star-studded salute to the USO. One week later - Feb. 18, 1968 - the Rangers played their first game in their new home, a 3-1 victory over a Philadelphia Flyers team that had entered the NHL that season in what signaled the end of the NHL's Original Six era.

## ODDS 'N ENDS

- Cost for design and construction of the present Garden was \$43 million.
- Garden IV was built by Turner Construction and the Del E. Webb Corporation. The building was designed by Charles Luckman, the fabled entrepreneur and architect who died in 1999. Luckman also designed the Great Western Forum, the Los Angeles Convention Center, CBS Television City, the Prudential Center in Boston and the Johnson Space Center in Houston.
- The Garden arena is 425 feet in diameter, 13 stories high, and occupies 820,000-square feet of real estate.
- Each of the four entrance/exit towers is over 100 feet high and contains at least 10 escalators.

## THROUGH THE YEARS

A look at the improvements/enhancements at Garden IV over the years:

**1972:** Garden IV becomes the first New York sports venue to install luxury boxes, formally named "Hall of Fame Lounges." The original deck of 11 luxury suites - each measuring 23 x 15 feet and accommodating 10 people - is installed above the mezzanine level on the 33rd Street side. Due to the ongoing luxury suite construction, basketball broadcast locations are moved to courtside and directly above center-court exit tunnels. Previously, they had been located in a two-level booth suspended from the roof.

**1977:** Original end zone scoreboards replaced by new 36-foot long scoreboards in each end zone, and smaller auxiliary boards on the facing of the mezzanine at center court. New boards feature tenth-of-a-second timing capabilities and black-and-white animated matrix boards.

**1989-91:** Over a three-year span, the Garden complex undergoes its most extensive renovation at the time, a multi-million dollar effort in which:

- Each of the original red, orange, yellow, green, and blue seats is removed and replaced. Primary color scheme is now purple and teal.
- Existing scoreboards are replaced by a computerized, state-of-the-art system that features the eight-sided Center Display Board (37 feet wide at the top, 34 feet wide at the bottom), complete with "GardenVision" color replay screens and multi-colored end zone boards, by White Way Company of Chicago. It is the first eight-sided scoreboard in a major U.S. arena. Original Garden sound system is also completely overhauled, including the replacement of the original center-hung "sound cluster" with four separate

speaker clusters affixed to the arena ceiling.

- Original Hall of Fame Lounges (luxury boxes) are removed and replaced by a completely new deck of 89 Club Suites that encircles the entire arena, including a double-deck of suites on the 7th Avenue end.
  - The Paramount, a state-of-the-art, 5,600-seat theatre, is constructed on the former site of the Felt Forum (which is now named The Theater at Madison Square Garden). Fronting the main entrance is the Garden Walk of Fame, which opens in 1992.
  - Two dining facilities - The Club Restaurant and the Play-By-Play sports bar and restaurant - are constructed on the former site of the Bowling Center and the Hall of Fame Club.
  - Garden exterior renovated, including the installations of animated color matrix boards above the Seventh Avenue entrance to Penn Station and the Eighth Avenue facade.
  - Upgrades and improvements in other areas of the Garden, including concession stands (and all-new Food Courts), locker rooms, press room, box office, Garden Team Store and broadcast facilities.

**1995:** Knicks and Rangers locker room areas are further renovated and expanded, including increased player/locker space, expanded training and X-ray facilities and individual offices for all coaches.

**2000:** Ongoing improvement program in the new century features “GardenVision” upgraded to HD format, making it the first indoor arena to feature HD playback.

**2007:** LED and Matrix center scoreboard and side out-of-town boards installed.

## THE GARDEN TRANSFORMED

On October 25, 2013, Madison Square Garden began a new chapter in its celebrated history, with the completion of its three-year Transformation. The unprecedented project, which required 2.6 million man hours of labor, touched every aspect of the Arena, significantly enhancing the experience of customers, athletes, entertainers, suite holders and marketing partners, from the first row to the last.

The Transformed Garden ensures that the World’s Most Famous Arena will continue to attract the historic, unforgettable events for which it has been known throughout its history, while also elevating the total customer experience. Patrons now have access to a full list of amenities including: improved sightlines; additional entertainment and dining options; new concourses; upgraded hospitality areas; new technology; and a completely transformed interior, which was carefully planned to



maintain the unique intimacy of the Arena bowl and The Garden's world famous ceiling.

Specific highlights include:

- The Chase Square Seventh Avenue entrance, which is nearly double in size of the previous entrance and features interactive kiosks, retail space and a broadcast area, along with an area dedicated to celebrating the efforts of the Garden of Dreams Foundation, a non-profit charity supported by MSG;
- Public concourses that are double or triple in width, some with spectacular city views;
- A wide selection of food and beverage options, including exclusive food offerings featuring some of New York's top chefs;
- Improved upper bowl sightlines that put patrons more than 17 degrees closer to the action;
- Chase bridges that provide one-of-a-kind views of the arena floor and offer a unique perspective for fans;
- State of the art lighting, sound and LED video systems in high definition and new fiber-optic cabling throughout the building;
- Improved locker rooms, dressing rooms, green rooms and production offices;
- Additional restrooms with 50 percent more capacity;
- Unique exhibits celebrating the Garden's stories history, including the Garden 366 visual retrospective and the Defining Moments Exhibit on the Madison and Concourse levels; and
- A whole new slate of suite and entertainment offerings, including:
  - 21 Event Level suites that offer a lounge/entertainment atmosphere
  - 58 Lexus Level suites that are 40 percent larger than our previous suites, and located as close as 23 rows above the arena floor
  - 18 transformed 9th Floor Signature Level suites; and
  - Three new club spaces: the J.P. Morgan Club; the Delta SKY360 Club on the Event Level; and the Madison Club on the 7th floor

Today's acclaim for Madison Square Garden is a testament to the careful planning and execution of the Transformation – and a signal that The Garden's future will be as bright as its celebrated past.

“New York is not a city. It is a set of cities, dozens of them, divided by caste, class, taste and blood. Most of us are welcome in a few of these cities, barred from others by tradition, or fear, or indifference, or income. But all of us hold safe conduct passes to The Garden. It is a center of experience for the same reason New York is: nothing is out of place there. Walk through a neighborhood of New York and you will find people who would never dream of setting foot in Carnegie Hall, the Empire State Building, the Fillmore East, Sunnyside Gardens, The Four Seasons, or the Bronx Zoo. Madison Square Garden is alien to none of us.”

- Jeff Greenfield, 1974



Entering the 99th year of operation, the **NEW YORK RANGERS** have entertained fans with some of the most memorable moments in New York sporting history. Playing at Madison Square Garden, the World's Most Famous Arena, the Rangers have built a storied reputation on pride, passion, and tradition.

It might seem hard to believe, but the New York Rangers were once an NHL expansion team.

The year was 1926, and hockey was already a popular sport at Madison Square Garden – only the team of choice was not yet the Blueshirts. Back then, another NHL squad, the old New York Americans, were drawing big crowds in their first season at The Garden.

The Americans, who wore stars-and-stripes jerseys patterned after the American flag, proved that MSG was a perfect venue for hockey. Garden President George Lewis “Tex” Rickard came to realize that the time was ripe for a second New York hockey team – one owned and operated by The Garden itself. Working with the league, Rickard managed to secure a team for the 1926-27 season.


Rickard knew he had to put a strong team on the ice to compete with the Americans and win over the loyalty of New Yorkers just discovering hockey. To assemble this team, he convinced one of the brightest minds in hockey, Conn Smythe, to leave his post at the University of Toronto. Rickard encouraged Smythe to travel throughout North America in search of the most talented “undiscovered” players he could find.

Smythe ended up laying the groundwork for a team that was instantly a Stanley Cup contender. In the course of one summer, he found future Hall of Fame forwards Frank Boucher, Bill Cook, and Bun Cook, Hall of Fame defenseman Ivan 'Ching' Johnson, and winger Murray Murdoch, who would become hockey's first 'Iron Man' by playing 508 consecutive games.

As Smythe was out signing players, sportswriters back in New York began referring to the team as 'Tex's Rangers'. The name stuck, and Rickard formally adopted it – stripping the word "Rangers" diagonally across the front of a blue jersey to make his team stand out from the Americans, whose name was displayed horizontally on the players' jerseys.

Before the start of the 1926-27 season, Smythe left the team he had built as a result of disagreements with Garden management. Rickard looked west to British Columbia, where he found one of hockey's great pioneers in Lester Patrick. Although Smythe had put the majority of the roster together, it was Patrick who would mold it into a championship team.

Patrick, who would become nicknamed "The Silver Fox", was the face of the Rangers for the franchise's first two decades of existence. Serving as the team's Head Coach and General Manager (as well as a player during the 1928 Stanley Cup Finals), Patrick not only guided the Rangers to an extended period of success, he introduced the game of ice hockey to New Yorkers. Through his relationship with prominent sportswriters, Patrick's chats and lessons on the game helped readers become accustomed to the new game, and the Rangers would soon be the favorite hockey team among New Yorkers.



With Patrick leading a group of future Hall of Fame players, the Rangers immediately established themselves as a formidable hockey team in New York, and as a result, they quickly surpassed the Americans in both the NHL standings and popularity. They finished their first season with the best record in the American Division, and team captain Bill Cook led the league with 33 goals and 37 points.

The following year, they won the first of the franchise's four Stanley Cup championships, defeating the Montreal Maroons, three-games-to-two. The series' defining moment came in Game 2. After the Rangers lost Game 1, goaltender Lorne Chabot suffered an injury that forced him to leave the contest. When the Maroons refused to let Patrick use their emergency goaltender to finish the game, the 44-year old Head Coach put on the goalie gear and inserted himself into the net. Patrick only allowed one goal for the rest of the game, helping the Rangers win the game in overtime and eventually the Stanley Cup.



Since the Rangers pulled off their remarkable feat in 1928, no other NHL team has ever won the Cup in its first two years of existence.

The Rangers earned the adoration of New Yorkers with a reputation for hard, clean play. Combined with Patrick's innovative tactics, the Rangers became known as 'the classiest team in hockey,' advancing to the Finals four times in their first seven years and winning two Stanley Cups.

The core of these early Rangers teams was the team's top offensive trio, center Frank Boucher, right wing Bill Cook, and left wing Bill Cook. The three players were nicknamed the "A Line" for the subway line that ran underneath Madison Square Garden on Eighth Avenue. Each player was an innovator in his own way and made his own mark on franchise history.

Boucher epitomized the club's style and grace, winning the Lady Byng Trophy so frequently (seven times in an eight-year span) that the league allowed him to keep the original silverware and struck a new award. Brothers Bill and Bun flanked Boucher and provided the bulk of the scoring for over a decade. Bill Cook, who was the Rangers captain for his entire 11-year career with the Blueshirts, still holds the franchise's all-time record for hat tricks with nine, and he led the NHL in goals in three different seasons. Bun Cook was a perfect complement to his brother and Boucher. Bun, whose real name was Fred, received the nickname for his penchant of hopping like a bunny while skating. He also is credited with being the first player in hockey to use a slap shot, a maneuver that is still used regularly in the NHL.

After advancing to the Stanley Cup Finals in 1931-32, the Rangers returned the following season. Bill Cook led the NHL with 28 goals and 50 points in 1932-33, and scored the Cup-clinching goal in overtime in Game 4 of the 1933 Stanley Cup Finals to give the Rangers their second Stanley Cup in franchise history.

### **"THE BEST TEAM I'D EVER SEEN"**

By the late 1930s, as the Cook brothers and Boucher ended their playing careers, New York had a new group of stars. The team acquired goalie Davey Kerr from the Montreal Maroons in 1934 and defenseman Art Coulter from Chicago in 1936, and the duo formed the backbone of the next great Rangers team. Coulter succeeded Bill Cook as Rangers captain in 1937-38, and during that same year,

Kerr became the first hockey player to be featured on the cover of Time Magazine, adding to the Rangers' growing popularity.

Prior to the 1939-40 season, Boucher succeeded Patrick as Head Coach, with Patrick remaining as the team's General Manager. Boucher needed almost no time at all to bring the Cup back to New York. Led by Hall of Famers Neil Colville and Bryan Hextall, the Rangers won their third Stanley Cup title in 1940.

The 1939-40 squad established franchise records with a 10-game winning streak and a 19-game unbeaten streak, and Boucher referred to them as the best team he'd ever seen.



Two years later in 1941-42, the Rangers were Regular Season Champions, thanks largely to the “Powerhouse Line”, the trio of Hextall, Lynn Patrick (Lester’s son), and Phil Watson, who finished first, second, and fourth, respectively, in league scoring.

Over their first 16 seasons, the Rangers missed the playoffs only once, and only twice did they fall lower than third place. By the early 1940s, the Blueshirts’ popularity contributed to the decline of the Americans, who eventually folded in 1942. During the 16-year span in which they were one of two New York hockey teams, the Rangers won one regular season championship, two American Division championships, and finished second in the league three times. In the process, Rangers games at The Garden became popular, attracting a ‘dinner-jacket’ crowd that often included sports figures, Broadway entertainers, New York’s society elite, and City Hall politicians.

### **THE ORIGINAL SIX ERA**

In 1942, the Rangers became the only hockey team in the New York metropolitan area – a distinction they would hold for the next 30 years. The folding of the Americans had left just six NHL teams to compete for the Stanley Cup from the 1942-43 season all the way through the 1966-67 season – the final year before the modern NHL expansion began. The six teams that played during these golden years would forever be known as the Original Six, even though several of them, including the Rangers, were not part of the NHL when the league began operating in 1917.

Unfortunately, the Original Six Era wasn’t good to New York. The club struggled throughout the 1940s, as several members of the Rangers’ all-star lineup served in their country’s armed forces during World War II. Between 1943 and 1955, the Rangers made the playoffs only twice, although the second trip in 1950 took the Blueshirts all the way to the Stanley Cup Finals. New York pushed Detroit to the second overtime of Game 7 despite having to play home games in Toronto because the circus was at MSG. The 1950 Rangers’ team was the ultimate Cinderella squad; they finished with a losing record in the regular season, yet stunned Montreal in the opening round before giving the regular-season champion Red Wings a major scare by taking a three-games-to-two lead after five games.

While the 1940s and most of the 1950s were lean years for the organization, each Rangers team featured outstanding individual talents: Buddy O’Connor became the first Ranger to win the Hart Trophy as NHL MVP in 1947-48, and goaltender Chuck Rayner won it again in 1949-50 en route to his dramatic effort in the 1950 Stanley Cup Finals. Rayner, a Hall of Fame goaltender who played eight seasons with the Blueshirts, was so impressive in goal that the Rangers were sometimes dubbed the “Rayngers” due to his importance to the team’s success.





A fertile farm system and deft trades would eventually improve the team's fortunes. Hall of Famers Andy Bathgate, Dean Prentice, Harry Howell, Bill Gadsby, and Gump Worsley boosted the team into the playoffs for three consecutive years from 1955-56 to 1957-58.

Bathgate became the club's captain and all-time leading scorer, and he won the Hart Trophy in 1958-59. Howell was a steady presence on the blue line and became recognized as

one of the best defensemen in the NHL, receiving the Norris Trophy as the NHL's top blueliner in 1966-67. Worsley was the team's backbone, as he led the NHL in saves three times in a four-year span.



### **“WE DID IT ALL EXCEPT WIN IT ALL”**

A Rangers Renaissance took hold in the 1960s under the leadership of Head Coach and General Manager Emile Francis. Beginning in the last season of the Original Six Era of 1966-67, the team made the playoffs nine consecutive seasons and was the only NHL team of the period to do so. Led by Rod Gilbert, who eclipsed Bathgate's all-time franchise records for goals and points, and linemates Jean Ratelle and Vic Hadfield, the Rangers became a perennial NHL powerhouse for the first time since World War II. In addition to their offensive firepower, the Rangers were boosted by a pair of future Hall of Famers who became the backbone of the defense: goaltender Ed Giacomin and defenseman Brad Park.



The apex of that dominating stretch came in 1971-72. The Rangers finished the season with a 48-17-13 record, good enough for the second-best record in the NHL. Hadfield, Ratelle, and Gilbert, nicknamed the “G-A-G Line” (or Goal-A-Game Line), became the first linemates in NHL history to all score at least 40 goals

in the same season. Hadfield became the first Rangers player to record 50 goals in a season and Ratelle established a franchise record by tallying 109 points in just 63 games. The Blueshirts defeated Montreal and Chicago to advance to the Stanley Cup Finals, where they ultimately lost to Boston in six games.

At the end of the season, the Rangers learned they would not be New York's only hockey team any longer, as the NHL announced the formation of the New York Islanders, who would quickly emerge as the Blueshirts' most bitter local rival.



The Francis Era yielded four consecutive trips to the Semifinals from 1970-71 to 1973-74, which included the team's appearance in the Stanley Cup Finals in 1971-72. For all of the team's accomplishments during this stretch, bringing the Cup back to The Garden eluded their grasp. After losing the Islanders in the 1975 Stanley Cup Playoffs, Giacomin, Ratelle, and Park exited the organization early in the 1975-76 season, and Francis' departure soon followed. In looking back on his time with the Rangers, Francis said, "We did it all except win it all."

## **RETURN TO THE FINALS**

Following a two-year absence from post-season play in the mid-1970s, a new core of Rangers led the team to another Stanley Cup Finals run. After hiring Fred Shero as Head Coach and General Manager in 1978, the Rangers quickly signed Swedish superstars Ulf Nilsson and Anders Hedberg, who had dominated the World Hockey Association. Hedberg and Nilsson were joined by future Hall of Famer Phil Esposito and a cast of young, homegrown talent that included Ron Greschner, Steve Vickers, brothers Dave and Don Maloney, Don Murdoch, and Ron Duguay. Esposito, who was acquired from the Boston Bruins in the trade that sent Ratelle and Park to Boston in 1975, was named captain after he arrived in New York and became the team's inspirational leader following Gilbert's retirement during the 1977-78 season.

This group of Rangers, anchored by goaltender John Davidson, led the team to series victories over Los Angeles and Philadelphia in the first two rounds of the 1979 Playoffs. In the Semifinals, the Blueshirts upset the top-seeded Islanders in six games to advance to the Stanley Cup Finals, thanks in large part to the goaltending of "JD". The Rangers' remarkable run ended in the Finals, however, as the Montreal Canadiens defeated the Blueshirts in five games.



The trip to the 1979 Stanley Cup Finals was the second of 10 straight playoff appearances for the Rangers, stretching from 1977-78 to 1986-87. During this time, the team added many colorful characters and fan favorites, including defensemen Barry Beck and Reijo Ruotsalainen, forwards Mike Rogers, Mark Pavelich, Pierre Larouche and Jan Erixon, and goaltender John Vanbiesbrouck.

## **THE WAITING IS OVER**

In the mid-1980s, the Rangers drafted two players who would be instrumental in the team's success for the next two decades. First, the Rangers selected goaltender Mike Richter in the second round of the 1985 NHL Entry Draft. Then, in 1986, the Rangers used the ninth overall selection to draft a defenseman from Connecticut named Brian Leetch.

It was not, however, until 1991 that the Rangers truly took their first step down the road to a long-awaited Stanley Cup Championship. In September of that year, the team signed free agent forward Adam Graves, and one month later, acquired future Hall of Famer Mark Messier from the Edmonton Oilers. Messier, who was named captain prior to his first home game as a Ranger at MSG, led the Blueshirts to the Presidents' Trophy and won the Hart Trophy as the NHL's MVP in 1991-92. Despite the team's success during the regular season, the Rangers were eliminated by Pittsburgh in six games in the Patrick Division Finals.

In 1993-94, the Rangers once again finished with the NHL's top record and posted their best regular season record at the time with 52 wins and 112 points. After defeating the Islanders and Capitals in the first two rounds of the playoffs, the Blueshirts fell behind three-games-to-two to the New Jersey Devils in the Eastern Conference Finals. Facing elimination on the road in Game 6, Messier guaranteed that the Rangers would win the game, and then tallied a natural hat trick in the third period to lead the Rangers to a 4-2 victory. Two nights later, the Rangers advanced to the Finals with a 2-1 win in Game 7, as Stephane Matteau scored the game-winning goal in double-overtime.



After ousting New Jersey, the Rangers faced the Vancouver Canucks in the Finals. The series turned into another seven-game thriller for the Blueshirts, which ended with a 3-2 victory in Game 7 at MSG. The Rangers' fourth Cup and the numerous franchise records set that season continued a long, distinguished history marked by outstanding team

and individual performances. The emergence of superstars Leetch, Richter, and Graves, who broke Hadfield's team record with 52 goals in 1993-94, provided the organization with the on-ice skill and off-ice leadership in order to consistently have a Stanley Cup-caliber roster.

### **LEGENDARY BLUESHIRTS**

Just two years after winning the Cup, the Rangers made headlines again in 1996 by signing the greatest player in NHL history. Wayne Gretzky would play a big part in the team's run to the 1997 Conference Finals during the first of his three seasons with the Blueshirts. "The Great One" played the final game of his NHL career with the Rangers on April 18, 1999. During the pre-game ceremony, the NHL announced that Gretzky's No. 99 would never be worn by another player.

In the years that followed, the Rangers would also say goodbye to the legends that graced The Garden ice in the 1990s. The first departure was the premature retirement of Richter, who was forced to hang up his skates due to injuries. For 14 seasons, he had provided Rangers fans with some of the team's most historic moments, including his performance in the 1994 Stanley Cup run. Richter's accomplishments were celebrated by the team when his No. 35 was raised to the



rafters of Madison Square Garden on February 4, 2004, becoming just the third player after Gilbert and Giacomini to have such an honor bestowed on him.

The 2003-04 season featured another great moment as Messier passed Gordie Howe for second on the NHL's all-time scoring list, trailing only his friend and former teammate Gretzky. It was one of the final great accomplishments of Messier's career, because following the lockout season of 2004-05, the man known as "The Captain" announced his retirement. Messier had played 10 of his 25 NHL seasons in New York, and was recognized as the difference-maker on the 1994 Cup team. On January 12, 2006, the Rangers honored Messier's legacy by retiring his No. 11 in a special on-ice ceremony prior to the Rangers - Edmonton Oilers game.

Two years after Messier's number went to the MSG rafters, the Rangers retired Leetch's No. 2. Perhaps the greatest defenseman in Rangers history, Leetch rewrote every scoring record by a blueliner in his sparkling 17-year career in New York, netting 240 goals, 741 assists and 981 points. During his Rangers tenure, Leetch became the only NHL player other than Bobby Orr to win the Calder Trophy as Rookie of the Year, the Conn Smythe Trophy as playoff MVP, and the Norris Trophy as the league's top defenseman, which he did twice in his career.



In 2008-09, Graves was the fourth and final member of the 1994 Championship team to have his number raised to The Garden rafters.

Graves spent 10 years with the Rangers, and finished his career third on the Blueshirts' all-time goals list (280). The two-time Rangers' MVP (1992-93, 1993-94) will always be best known for his achievements and contributions to the Rangers magical 1994 Stanley Cup team, helping break a 54-year old championship drought.

That same year, the organization retired Howell's No. 3, and Bathgate's No. 9. Two of the classiest men to play for the Rangers, Howell and Bathgate were the premier Blueshirts during the 1950s and 1960s. Howell holds the team record for career games played (1,160), while Bathgate ranks fourth in team history in goals (272), assists (457), and points (729).

A decade later, the Rangers bestowed the highest honor a player can receive to two-thirds of the G-A-G Line. First Ratelle's No. 19 jersey was raised to The Garden rafters during the 2017-18 season. One of the best centers of his generation, Ratelle ranks second in franchise history in goals (336) and third on the Rangers' all-time list in assists (481) and points (817). Hadfield became the 10th player to have his jersey retired by the organization, as his No. 11 was immortalized in 2018-19.

## RETURN TO EXCELLENCE

Following the lockout that cancelled the 2004-05 season, the Rangers built a team around a combination of young, homegrown players and skilled veterans. The mix produced instant results, as the 2005-06 Blueshirts won 44 games and posted the sixth 100-point campaign in team history to return to the playoffs.

The Rangers were led by two players who represented the blend of experience and youth on the roster. Jaromir Jagr, who was acquired in the middle of the 2003-04 season, established Rangers single-season records with 54 goals and 123 points and won the Lester B. Pearson Award for the NHL's Most Outstanding Player as chosen by fellow players. While Jagr led the team offensively, the Blueshirts were anchored in goal by a 24-year-old from Sweden named Henrik Lundqvist, who established a Rangers rookie record with 30 wins and was named a finalist for the Vezina Trophy as the NHL's top goaltender.

The 2005-06 season was the start of a magical, 15-year run for Lundqvist with the Rangers. He captivated the hearts and minds of Rangers fans with his tremendous skill and unparalleled intensity on the ice. During



his tenure in New York, he rewrote the Rangers' record book and established numerous franchise records, including career appearances, wins, and shutouts by a goaltender. During this stretch, he was named Team MVP in seven consecutive seasons (2006-07 - 2012-13), setting franchise records for most consecutive Team MVPs and most overall Team MVPs. Not only did Lundqvist set franchise records, he became the

only goaltender in NHL history who earned at least 30 wins in 11 of his first 12 seasons in the league.

Lundqvist's arrival in New York also marked the start of an extended period of success for the Rangers. Beginning in 2005-06, the Rangers made the playoffs 11 different times over a 12-season span. While the Rangers were one of four teams that made the playoffs in 11 different seasons over that time period, they were the only NHL team that was not mathematically eliminated from playoff contention in any game during the stretch.

This consistent run of success, which was highlighted by seven consecutive playoff appearances from 2010-11 - 2016-17 and three trips to the Eastern Conference Final in a four-year span, provided memorable experiences for Rangers fans and added to the franchise's storied history. Led by Lundqvist, who won the Vezina Trophy as the NHL's Top Goaltender, the blue-collar Blueshirts posted a 51-24-7 record during the 2011-12 season to finish in first place in both the Atlantic Division and Eastern Conference for the first time since 1993-94.



That season featured several memorable games, including a come-from-behind, 3-2 win in the 2012 Winter Classic against the Flyers at Citizens Bank Park in Philadelphia, and the Rangers advanced to the Eastern Conference Final for the first time since 1997.

The next chapter of the Rangers' successful run took place in 2013-14. After defeating Philadelphia in a seven-game series in the First Round of the playoffs, the Rangers rallied from a three-games-to-one deficit against the Pittsburgh Penguins in the Second Round to win the series in seven games. The Rangers followed up their come-from-behind series win by securing their first appearance in the Stanley Cup Final in 20 years, defeating the Montreal Canadiens in six games in the Eastern Conference Final. The Rangers clinched the Eastern Conference Championship with a 1-0 win in Game 6 of the series at MSG. The Blueshirts' inspiring run was derailed in the Final, where they lost to the Los Angeles Kings in five games.



The Rangers were the class of the NHL during the 2014-15 season. Following their appearance in the Stanley Cup Final in 2013-14, the Blueshirts established single-season franchise records with 53 wins and 113 points and won the Presidents' Trophy for having the top record in the NHL. Once again, the Rangers faced a three-games-to-one deficit in the Second Round of the playoffs, but the Blueshirts were able to rally against the Washington Capitals. Trailing by a goal with less than two minutes remaining in Game 5, the Rangers tied the contest and extended the series by winning the game in overtime. Following a win in Game 6 in Washington, the Rangers returned to New York and won a memorable Game 7 in overtime. This run, however, ended in another Game 7, as the Rangers were defeated by the Tampa Bay Lightning in the Eastern Conference Final.

## **THE NEXT GENERATION**

Lundqvist's tenure with the Rangers ended following the 2019-20 season, but as a new decade began, a new generation of stars began to emerge for the Blueshirts. Artemi Panarin was named a Hart Trophy finalist in his first season with the Rangers in 2019-20, Adam Fox won the Norris Trophy in 2020-21, becoming just the second defenseman in NHL history to accomplish the feat in one of his first two seasons in the league, and Igor Shesterkin won the Vezina Trophy in his second full season in the league in 2021-22.

During the 2021-22 season, the stars aligned for a memorable season in New York. Boosted by Shesterkin's goaltending and a 52-goal season from Chris Kreider, the "No Quit in New York" Rangers earned 52 wins during the regular season, including a single-season

franchise record 27 comeback wins. The “No Quit in New York” mantra carried over into the playoffs, as the Rangers rallied from a three-games-to-one deficit in the First Round to defeat the Penguins in seven games, and then rallied from a three-games-to-two deficit in the Second Round against the Carolina Hurricanes to win the series and advance to the Eastern Conference Final.

Ahead of the 2023-24 season, the Rangers saw a change in leadership with Peter Laviolette manning the bench as head coach. The results came right away as the team had the best record in the NHL and earned a trip to the Eastern Conference Final.

From one generation to the next, the Rangers continue to build on their storied legacy.





## ALL-TIME MANAGEMENT

### RANGERS PRESIDENTS

---

JOHN S. HAMMOND	(1926-27 - 1931-32)
WILLIAM F. CAREY	(1932-33)
JOHN REED KILPATRICK	(1933-34)
JOHN S. HAMMOND	(1934-35)
JOHN REED KILPATRICK	(1935-36 - 1959-60)
JOHN J. BERGEN	(1960-61 - 1961-62)
WILLIAM M. JENNINGS	(1962-63 - 1980-81)
JOHN H. KRUMPE	(1981-82 - December 31, 1986)
RICHARD H. EVANS	(January 1, 1987 - June 28, 1990)
JOHN C. DILLER	(June 29, 1990 - April 22, 1991)
NEIL SMITH	(June 19, 1992 - March 28, 2000)
GLEN SATHER	(June 1, 2000 - May 17, 2019)
JOHN DAVIDSON	(May 17, 2019 - May 5, 2021)
CHRIS DRURY	(May 5, 2021 - present)

### RANGERS GENERAL MANAGERS

---

LESTER PATRICK	(October 27, 1926 - February 21, 1946)
FRANK BOUCHER	(February 21, 1946 - April 22, 1955)
MUZZ PATRICK	(April 22, 1955 - October 30, 1964)
EMILE FRANCIS	(October 30, 1964 - January 6, 1976)
JOHN FERGUSON	(January 7, 1976 - June 2, 1978)
FRED SHERO	(June 2, 1978 - November 21, 1980)
CRAIG PATRICK	(November 21, 1980 - July 14, 1986)
PHIL ESPOSITO	(July 14, 1986 - May 24, 1989)
NEIL SMITH	(July 17, 1989 - March 28, 2000)
GLEN SATHER	(June 1, 2000 - July 1, 2015)
JEFF GORTON	(July 1, 2015 - May 5, 2021)
CHRIS DRURY	(May 5, 2021 - present)

### ALL-TIME CAPTAINS

BILL COOK	(October 20, 1926 - July 7, 1937)
ART COULTER	(October 31, 1937 - September 30, 1942)
OTT HELLER	(October 31, 1942 - 1944-45)
NEIL COLVILLE	(1945-46 - December 21, 1948)
BUDDY O'CONNOR	(1949-50)
FRANK EDDOLLS	(1950-51 - December 6, 1951)
ALLAN STANLEY	(December 19, 1951 - November 3, 1953)
DON RALEIGH	(November 4, 1953 - October 6, 1955)
HARRY HOWELL	(October 7, 1955 - September 11, 1957)
GEORGE "RED" SULLIVAN	(September 12, 1957 - September 26, 1961)
ANDY BATHGATE	(October 9, 1961 - February 22, 1964)
CAMILLE HENRY	(February 24, 1964 - February 4, 1965)
BOB NEVIN	(February 5, 1965 - May 26, 1971)
VIC HADFIELD	(June 9, 1971 - May 28, 1974)
BRAD PARK	(August 12, 1974 - November 7, 1975)
PHIL ESPOSITO	(November 8, 1975 - October 10, 1978)
DAVE MALONEY	(October 11, 1978 - December 6, 1980)
WALT TKACZUK	(December 7, 1980 - February 3, 1981)
BARRY BECK	(February 4, 1981 - August 12, 1986)
RON GRESCHNER	(October 9, 1986 - December 3, 1987)
KELLY KISIO	(December 24, 1987 - May 30, 1991)
MARK MESSIER	(October 7, 1991 - July 27, 1997)
BRIAN LEETCH	(October 3, 1997 - July 12, 2000)
MARK MESSIER	(July 13, 2000 - September 12, 2005)
JAROMIR JAGR	(October 5, 2006 - July 3, 2008)
CHRIS DRURY	(October 3, 2008 - June 29, 2011)
RYAN CALLAHAN	(September 12, 2011 - March 5, 2014)
RYAN McDONAGH	(October 6, 2014 - February 26, 2018)
JACOB TROUBA	(August 9, 2022 - present)

# Retired Numbers



## **ROD GILBERT**

**1960-61 - 1977-78**

**Rod Gilbert had his famous No. 7 retired on October 14, 1979.**

A Rangers legend, Gilbert spent 15 full seasons with New York, skating in 1,065 career matches and tallying 406 goals and 615 assists for 1,021 points. His 406 career goals and 1,021 career points remain franchise records to this day, while his 615 assists are second only to Brian Leetch's 741. He also ranks third on the Rangers' all-time

games played list with 1,065. At the time of his retirement,

his 1,021 points ranked second among right wingers in NHL history behind Gordie Howe. Having played in eight NHL All-Star games (1964, 1965, 1967, 1969, 1970, 1972, 1975, 1977), his finest season came in 1971-72 when he registered

43 goals and 54 assists for 97 points and was named to the First NHL All-Star Team. That season, he combined with Jean Ratelle and Vic Hadfield to form the renowned G-A-G

Line (Goal-A-Game). The three finished 3-4-5 in the NHL

scoring race that season and helped the Rangers advance to the

Stanley Cup Finals. He was also a Second All-Star Team selection

in 1967-68. In 1976, Gilbert won the Bill Masterton Trophy for perseverance and dedication to hockey. Then, in 1982, he joined the

immortals of the game upon his induction into the Hockey Hall of

Fame. Later, he would be inducted into the Madison Square Garden

Hall of Fame in 1984 and receive the Lester Patrick Trophy in 1991

for contributions to hockey in the United States. Gilbert passed away

in August of 2021. In his honor, the Rangers started the Rod Gilbert

"Mr. Ranger" Award, given out annually beginning with the 2021-22

season.




## **ED GIACOMIN**

**1965-66 - 1975-76**

**Ed Giacomini became the second player in team history to have his number retired when the Rangers honored his No. 1 on March 15, 1989.**

Always a fan favorite in New York, Giacomini spent over 10 seasons with the Rangers, appearing in 539 matches and posting a 267-172-89 mark, along with a 2.73 goals against average and 49 shutouts. On the Rangers all-time goaltending list, he ranked first overall in career wins (267) and shutouts (49), and second in appearances (539) at the time of his departure in 1975. The legendary goalie also ranked at or near the top of several single season Ranger records at the time of his departure, ranking first in wins for a season (38, 1968-69), tied for first in appearances for a season (70, 1968-69 and 1969-70) and tied for fourth in shutouts for a season (nine, 1966-67) at the time. Additionally, he is one of only two Ranger goalies in franchise history to reach the 30-win benchmark five times (1966-67, 1967-68, 1968-69, 1969-70, 1973-74). Giacomini played in six NHL All-Star Games (1967, 1968, 1969, 1970, 1971, 1973), including five straight appearances from 1967 to 1971. The netminder was selected as a First Team All-Star two times (1967, 1971), and was honored as a Second Team All-Star three times (1968, 1969, 1970). In 1970-71, he was awarded the Vezina Trophy as the NHL's top goaltender, sharing the honor with Gilles Villemure. In addition to his puckstopping ability, Giacomini made Rangers history on March 19, 1972 when he became the first Blueshirt goalie to register a multiple-point game with two assists against Toronto at Madison Square Garden. He was inducted into the Hockey Hall of Fame in 1987.



**GIACOMINI**

**1**






## **MIKE RICHTER**

**1988-89 - 2002-03**

**Mike Richter's No. 35 was raised to the rafters of Madison Square Garden on February 4, 2004.**



Drafted by the Rangers on June 15, 1985 as their second round selection, 28th overall, Richter spent his entire NHL career with the Blueshirts, fashioning a place in history as one of the finest goaltenders the franchise has ever known. In 666 career appearances, Richter posted

a record of 301-258-73, along with a 2.89 goals against average and a .904 save percentage. At the time of his retirement in 2003, his 666 career appearances and 301 wins were franchise records, while his 24 shutouts were tied for the fourth-most in franchise history. A three-time NHL All-Star (1992, 1994, 2000), Richter was named the Most Valuable Player at the 1994 contest at MSG. Later that season, he would help provide Rangers

fans with their greatest triumph, backstopping the club to the 1994 Stanley Cup championship. During the championship run, he would establish a franchise record for playoff wins in one season (16) and tied a team record with four playoff shutouts. Richter's brilliance was not confined to the NHL, as he stepped onto the national stage with Team USA. A three-time United States Olympian (1988, 1998, 2002), Richter helped Team USA capture a silver medal at the 2002 Winter Olympics in Salt Lake City, Utah. He also led the U.S. to the 1996 World Cup of Hockey championship and was named the Most Valuable Player of the tournament. Richter was inducted into the United States Hockey Hall of Fame in 2008 and received the Lester Patrick Trophy in 2009.


## MARK MESSIER

1991-92 - 1996-97, 2000-01 - 2003-04

Mark Messier became the fourth player in Rangers history to have his number retired when No. 11 was raised to the Madison Square Garden rafters on January 12, 2006.

Known simply as “The Captain,” Messier’s leadership skills and intangible qualities are as well-known and documented as his incredible list of on-ice accomplishments. At the time of his retirement in 2005, Messier ranked second in NHL history in points with 1,887 (only trailing Wayne Gretzky), seventh all-time in goals with 694, third in assists with 1,193, and second in games played with 1,756.

The 16-time NHL All-Star joined the Rangers on October 4, 1991, and in his first season with the club, guided the team to the Presidents’ Trophy. He led the team in scoring that season with 107 points and captured his second Hart Trophy as league MVP. He also set a Rangers record for most assists by a center, with 72. In 1993-94, Messier led



the Rangers to the team’s second Presidents’ Trophy in three seasons and carried the Rangers to their first Stanley Cup Championship in 54 years. He ranks second on the Rangers all-time playoff scoring list with 80 points and also places second in goals (29) and assists (51). A four-time NHL First Team All-Star and two-time winner of the Lester B. Pearson Award as the league MVP as voted by the players, Messier ranks fifth on the Rangers all-time scoring list with 691 points. Named the club’s MVP in 1991-92, 1994-95, and 1995-96, he places seventh on the franchise’s all-time list in goals with 250 and sixth in assists with 441. Messier, a two-time recipient of the Hart Trophy (’90, ’92), has appeared in the third-most playoff contests in National Hockey League history (236) and ranks second in goals (109), assists (186), and points (295). The winner of the Conn Smythe Trophy in 1984 as the Most Valuable Player of the Stanley Cup Playoffs, Messier is a six-time Stanley Cup Champion and the only player in NHL history who has served as captain for two different teams that won the Stanley Cup (the 1990 Edmonton Oilers and the 1994 New York Rangers). He was inducted into the Hockey Hall of Fame in 2007.


MESSIER  
11



## **BRIAN LEETCH**

**1987-88 - 2003-04**

**Brian Leetch was honored on January 24, 2008 as the fifth Ranger and first defenseman to join the team's all-time legends when his No. 2 was retired at Madison Square Garden.**



Simply the best defenseman to ever wear the Blueshirt, Brian Leetch was drafted by the Rangers as their first round selection, ninth overall, on June 21, 1986. After a sparkling 18-year career, 17 of which were with the Rangers, Leetch finished with 247 goals and 781 assists for 1,028 points while skating in 1,205 games. As a Ranger, Leetch rewrote

every scoring record by a defenseman with 240 goals, 741 assists and 981 points. Additionally, his 741 assists rank first all-time amongst all skaters and only fellow Ranger great, Rod Gilbert, sits ahead of him on the Blueshirts' all-time scoring list. In 1988-89, he capped off an impressive rookie season by winning the Calder Memorial Trophy as the league's top rookie, becoming the first Ranger to win the award since Steve Vickers in 1972-73. In his playoff

career, the defenseman ranks first all-time in assists (61) and points (89) in 82 postseason contests with the Rangers. During the storied 1993-94 season, Leetch helped the Rangers capture the team's second Presidents' Trophy in three seasons and was honored with the Conn Smythe Trophy as the Most Valuable Player during the playoffs on his way to leading the Rangers to their first Stanley Cup Championship in 54 years. The Corpus Christi, Texas native is written into the NHL record books as one of the greatest American-born players ever to lace up the skates, placing second only to Phil Housley on the all-time defenseman scoring list. A two-time Norris Trophy winner as the league's top defenseman and a two-time NHL First Team All-Star ('92, '97), Leetch also enjoyed international success, capturing a silver medal with Team USA at the 2002 Winter Olympics in Salt Lake City, Utah. In June of 1997, he was honored as one of 12 players voted to the All-Time USA Hockey Team, and he was inducted into the Hockey Hall of Fame in 2009.




## ADAM GRAVES

1991-92 - 2000-01

**Adam Graves became the sixth player in Rangers history to have his number retired when his No. 9 jersey was raised to the Madison Square Garden rafters on February 3, 2009.**

One of the most popular figures to ever wear the Blueshirt, Adam Graves spent 10 years with the Rangers, setting a benchmark in professional sports for excellence both on and off the ice. Graves retired as a player in 2003 following a 16-year career, finishing with 329 goals and 287 assists for 616 points. The two-time Rangers' MVP ('93, '94) will always be best known for his achievements and contributions to the Rangers' magical 1994 Stanley Cup team, helping break a 54-year championship drought. Graves set the Rangers' single-season record for goals in the 1993-94 season, tallying 52 goals to break Vic Hadfield's 22-year mark of 50. His remarkable achievements during that storied season earned him an appearance in the NHL All-Star Game, and he was named as a NHL Second Team All-Star. Graves' accomplishments on the ice were matched only by his contributions off the ice, as is evident by his numerous awards and accolades celebrating his work in the community. He was recognized by the NHL with its King Clancy Memorial Trophy in 1994, as well as the NHL Player Foundation award in 2000. In 2001, the Professional Hockey Writers Association honored Graves with the Bill Masterton Trophy. Outside his numerous league and team awards, Graves has been recognized with honors from countless organizations and publications for his achievements in the community, including USA Weekend's "Most Caring Athlete" Award, Sports Illustrated for Kids' "Good Sport" Award and The Sporting News' "Good Guy" Award. Graves returned to the Rangers on July 19, 2005, in a unique dual role that uses his myriad of abilities in both the on-ice and off-ice areas of the organization. In this multi-faceted capacity, Graves is a key element in the development of the team's prospects while continuing to develop and execute the organization's many community outreach initiatives.






## ANDY BATHGATE

1952-53 - 1963-64

Andy Bathgate joined the team's all-time legends when his No. 9 was raised to the rafters of Madison Square Garden on February 22, 2009.



Hall of Famer Andy Bathgate did it all for the Rangers in a remarkable 12-year span that saw him captain the team, win the NHL's Hart Trophy as league MVP, play in eight NHL All-Star

Games, and tie for the league scoring lead. In 1,069 career games, he recorded 349 goals and 624 assists for 973 points in 17 NHL seasons. Bathgate joined the Rangers organization as a 17-year-old in 1949 and got his first call-up to the Blueshirts early in the 1952-53 season. The four-time Rangers' MVP ('57, '58, '59, '62) led the team in scoring eight times (1955-56, 1956-57, 1957-58, 1958-59, 1959-60, 1960-61, 1961-62, 1962-63). His finest season came in 1958-59, when he became the first Rangers player to net 40 goals in a single season and was awarded the Hart Trophy as the league's MVP. A two-time NHL First Team All-Star ('59, '62) and two-time NHL Second Team All-Star ('58, '63), Bathgate tied for the NHL scoring title during the 1961-62 season, only to lose the Art Ross Trophy to Bobby Hull because he had fewer goals. Named team captain in 1961-62, Bathgate helped the Rangers snap a four-year playoff drought that season. He remained captain right up until he left the Rangers in February 22, 1964. Upon his departure from the Blueshirts, Bathgate was the owner of every major team scoring record. His record-setting stretch of goals in 10 straight games (11 goals) during the 1962-63 season still stands today. He joined the immortals in the game of hockey when he was inducted into the Hockey Hall of Fame in 1978. Bathgate passed away on February 26, 2016.

## HARRY HOWELL


1952-53 - 1968-69

**Harry Howell became the second defenseman in Rangers history to have his number retired when his No. 3 was honored on February 22, 2009 at Madison Square Garden.**

The benchmark for consistency and longevity, Harry Howell's NHL career spanned 21 seasons, including an amazing 17 consecutive seasons in a Rangers uniform. Howell skated in 1,411 career games, registering 94 goals and 324 assists for 418 points.

His franchise record of 1,160 regular season games as a Ranger might never be broken. Inducted into the Hockey Hall of Fame in 1979, Howell joined the team as a 19-year-old on October 18, 1952, recording a goal in his first NHL game. Over the next 17 years, he became a fixture on defense for the Blueshirts, missing only 40 out of 1,200 regular-season games.

Having played in six NHL All-Star Games as a member of the Rangers ('54, '63 - '65, '67, '68), his finest season came in 1966-67 when he registered 12 goals and 28 assists for 40 points to capture the Norris Trophy as the league's top defenseman and was selected to the NHL First All-Star Team. Howell was the last player to win the Norris Trophy before Bobby Orr won the award in each of the next eight seasons. The former team Captain ('55 - '57) was also honored as Rangers' MVP in 1964, and is one of only four Rangers - along with Andy Bathgate, Rod Gilbert, and Mark Messier - to have won the Frank Boucher Trophy in three consecutive seasons ('65 - '67). Howell passed away on March 10, 2019.






## JEAN RATELLE

1960-61 - 1975-76

**Jean Ratelle became the ninth player in Rangers history to have his number retired when his No. 19 jersey was raised to the Madison Square Garden rafters on February 25, 2018.**



One of the greatest centers of his generation, Jean Ratelle was the offensive catalyst for the Rangers for parts of 16 seasons. During his tenure with the Blueshirts, he tallied 336 goals and 481 assists for 817 points, along with a plus-167 rating in 861 games. He ranks second on the Rangers' all-time goals list, ranks third on the franchise's all-time assists list and all-time points list, and ranks sixth in career games played with the Blueshirts. As a member of the Rangers, Ratelle was the recipient of the team's Most Valuable Player Award twice (1971-72 and 1972-73), the Players' Player Award five times (1967-68, 1968-69, 1969-70, 1970-71, 1974-75), and the Frank Boucher Trophy as the team's most popular player on and off the ice (as selected by the Rangers Fan Club) twice (1971-72 and 1972-73). He was the center on the Rangers' famous Goal-A-Game Line (G-A-G Line) with left wing Vic Hadfield and right wing Rod Gilbert, and during the 1971-72 season, Ratelle, Hadfield, and Gilbert ranked third, fourth, and fifth, respectively, in the NHL in points during the regular season. Ratelle tallied 109 points (46 goals, 63 assists) and posted a plus-61 rating in 63 games during the 1971-72 season, becoming the first Ranger to tally 100 points in a season (along with Hadfield) and establishing a single-season franchise record for points. Ratelle received the Lester B. Pearson Award as the NHL's Most Outstanding Player as selected by the National Hockey League Players' Association (NHLPA) in 1971-72, as well as the Lady Byng Trophy for being the player "adjudged to have exhibited the best type of sportsmanship and gentlemanly conduct combined with a high standard of playing ability". A five-time NHL All-Star, Ratelle was inducted into the Hockey Hall of Fame in 1985, and in 2017, he was named one of the 100 Greatest NHL Players in league history.




## VIC HADFIELD

1961-62 - 1973-74

**Vic Hadfield became the 10th player in Rangers history to have his number retired when his No. 11 jersey was raised to the Madison Square Garden rafters on December 2, 2018.**



A premier power forward in the NHL during his 16-year career, Vic Hadfield was the ultimate teammate who possessed a unique combination of skill and toughness. He played 13 seasons with the Rangers, registering 262 goals and 310 assists for 572 points, along with 1,041 penalty minutes in 841 games. Hadfield is the only player who has recorded at least 200 goals and 1,000 or more penalty minutes as a member of the Rangers in franchise history. The left wing on the Rangers' Goal-A-Game Line (G-A-G Line) with center Jean Ratelle and right wing Rod Gilbert, Hadfield became the first Ranger in franchise history to score 50 goals in a season when he reached the milestone in 1971-72. Hadfield, along with Ratelle, and Gilbert, became the first linemates to all register 40 or more goals in the same season in NHL history. In addition, he tied for the team lead in goals (seven) and registered 16 points in 16 games during the Rangers' run to the Stanley Cup Finals in 1971-72. Hadfield ranks fifth in franchise history in goals, power play goals (83), and penalty minutes, ranks eighth in games played, ranks ninth in points, and ranks 10th in assists. Hadfield played in two NHL All-Star Games and was named to the NHL's Second All-Star Team in 1971-72. He was named the 14th captain in franchise history on June 9, 1971, and he served as the team's captain for the final three seasons of his tenure with the Rangers (1971-72 - 1973-74).





## HENRIK LUNDQVIST

2005-06 - 2019-20

**Henrik Lundqvist became the 11th player in Rangers history to have his number retired when his No. 30 jersey was raised to the Madison Square Garden rafters on January 28, 2022.**



Henrik Lundqvist left the Rangers holding over 50 team records, including wins, appearances by a goaltender, shutouts, save percentage (min. 75 appearances), playoff appearances (by either a skater or goaltender - 130), playoff wins (61), playoff shutouts (10), and playoff save percentage (min. 10 appearances - .921). In 2011-12, Lundqvist won the Vezina Trophy as the NHL's

Best Goaltender and was named an NHL All-Star five times (2009, 2011, 2012, 2018, 2019). From his rookie season in 2005-06 to 2016-17, Lundqvist led the Rangers to an incredible 11 playoff appearances in a 12-year span. With him in net, the Blueshirts made a run to a Stanley Cup Final in 2013-14, advanced to the Eastern Conference Final three times in a four-year span (2011-12, 2013-14, 2014-15), and won 11 different playoff series. Along the way, Lundqvist earned six Game 7 wins, tied for the most in NHL history, and he is the only goaltender in NHL history to win six consecutive Game 7s. Lundqvist earned numerous team awards during his 15 seasons with the Rangers. He was named the team's Most Valuable Player in nine different seasons, including seven consecutive seasons from 2006-07 - 2012-13; his nine Rangers MVP awards and seven consecutive

Rangers MVP Awards are both the most in franchise history. Lundqvist was twice named the winner of the Steven McDonald Extra Effort Award (2005-06 and 2017-18), which is presented annually to the Ranger who, as chosen by the fans, "goes above and beyond the call of duty." Lundqvist also received the Lars-Erik Sjöberg Award as the Rangers' Best Rookie in Training Camp (2005), the John Halligan Good Guy Award for cooperation with the media (2007-08), the Rangers Fan Club Frank Boucher Trophy as the team's Most Popular Player on and off the ice (2006-07 and 2009-10), the Rangers Fan Club Rookie of the Year (2005-06), and the Rangers Fan Club Ceil Saidel Memorial Award for dedication to the organization on and off the ice (2005-06 and 2008-09) during his tenure with the Rangers. Lundqvist was also named a finalist for the King Clancy Memorial Trophy in both 2018-19 and 2019-20; the King Clancy Memorial Trophy is awarded annually "to the player who best exemplifies leadership qualities on and off the ice and has made a noteworthy humanitarian contribution in his community." Off the ice, Lundqvist made just as much of an impact on his adopted home. In April of 2014, Henrik and his wife, Therese, founded the Henrik Lundqvist Foundation (HLF). Through its fundraising efforts and community outreach, HLF strives to create positive change in the lives of children and adults throughout the world through education and health services. Since its inception, \$3.8 million has been raised to benefit HLF community partners and HLF's own program, the HLF Young Ambassador Program. In addition, HLF has directly given grants and made commitments of over \$1.8 million supporting children's health and education. Lundqvist also became the official spokesperson for the Garden of Dreams Foundation (GDF) in January of 2009. In 2012, he received the Garden of Dreams Hero Award, which annually honors a person or organization who embodies the spirit and commitment of the Foundation, with active, on-going dedication to children facing obstacles. Over his final six seasons with the Rangers, Lundqvist hosted approximately 1,450 children from various Garden of Dreams partner organizations and their families in "Henrik's Crease" for a Rangers game experience at MSG, courtesy of donations from HLF. On November 13, 2023, Lundqvist was inducted to the Hockey Hall of Fame.



# RANGERS JERSEY

The New York Rangers jersey has undergone several alterations throughout the team's history, but the original spirit has endured. Classic and timeless, representing the legacy of a storied franchise. True Broadway Blueshirt.



1926-27



1927-28



1928-29 - 1940-41



1941-42



1942-43 - 1944-45;  
1947-48 - 1948-49



1945-46



1946-47



1949-50 - 1962-63

HOME: 1950-51; 1955-56\* - 1962-63  
AWAY: 1951-52 - 1955-56\*



**1950-51 - 1962-63**

AWAY: 1950-51; 1955-56\* - 1962-63

HOME: 1951-52 - 1955-56\*

\*In December of 1955, NHL teams switched from wearing color jerseys on the road to wearing them at home for the remainder of the 1955-56 season.

Prior to the 1958-59 season, the Rangers added jersey numbers to the sleeves of their jerseys for the first time in franchise history.



**1963-64 - 1975-76**

AWAY: 1963-64 - 1969-70

HOME: 1970-71 - 1975-76



**1963-64 - 1975-76**

HOME: 1963-64 - 1969-70

AWAY: 1970-71 - 1975-76

The Rangers added names to the back of their white jerseys when they became their home jerseys in 1970-71.

The Rangers had names added to the back of their blue road jerseys for Game 7 of the Semifinals in 1974 at Philadelphia.

The Rangers wore a patch on their jersey for the 1975-76 season to honor their 50th Anniversary.



**1976-77 - 1977-78**

HOME



**1976-77 - 1977-78**

AWAY

The Rangers permanently added names to the back of their road jerseys in 1977-78.



**1978-79 - 1998-99**

HOME



**1978-79 - 1986-87**

AWAY



**1987-88 - 1996-97**

AWAY



**1991-92**

ALTERNATE/THROWBACK  
- NHL 75TH ANNIVERSARY JERSEY

The Rangers wore a patch on their home, road, and alternate/throwback jersey in 1991-92 for the NHL's 75th Anniversary, a patch on their home and road jersey for the 100th Anniversary of the Stanley Cup in 1992-93, and a patch on their road jersey in 1993-94 for the 1994 NHL All-Star Game, which was held at MSG.

For the second half of the 1991-92 season, NHL teams wore their home uniforms on the road and their road uniforms at home as part of the league's 75th Anniversary Celebration.

Beginning with the 1990-91 season, the names on the back of jerseys were arched instead of straight across.



**1996-97 - 1997-98;  
1999-00 - 2006-07**

ALTERNATE



**1997-98 - 2006-07**

AWAY: 1997-98 - 2002-03

HOME: 2003-04 - 2006-07

The Rangers wore a patch on all of their jerseys during the 1999-00 season, signifying the 1999-00 season.

The Rangers wore a special patch on all of their jerseys in 2000-01 to recognize their 75th Anniversary.

The Rangers wore a special ribbon on all of their jerseys during the 2001-02 season following the September 11, 2001 terrorist attacks.

The Rangers wore a special patch on their jersey when the organization retired Mark Messier's jersey No. 11 on January 12, 2006.



**1998-99**

ALTERNATE



**1999-00 - 2006-07**

HOME: 1999-00 - 2002-03

AWAY: 2003-04 - 2006-07



**2001-02**

COMMEMORATIVE 9/11 JERSEY

On October 7, 2001, the Rangers played their first regular season home game following the September 11, 2001 terrorist attacks. The Rangers and their opponent, the Buffalo Sabres, wore commemorative jerseys with "New York" on the front.



**2003-04**

VINTAGE



**2003-04**

VINTAGE

The Rangers, along with several NHL teams, wore vintage jerseys for select games during the 2003-04 season. The Rangers, whose vintage jerseys were based off of the jerseys they wore for the 1976-77 and 1977-78 seasons, wore these jerseys for five games in 2003-04 (blue jersey for three games and white jersey for two games).



**2007-08 - 2016-17**

HOME



**2007-08 - 2016-17**

AWAY

The Rangers wore a special patch on all of their jerseys in 2010-11 to recognize their 85th Anniversary.

The Rangers wore a special patch on all of their jerseys in 2016-17 to recognize their 90th Season.

The Rangers wore a special patch on their jersey when the organization retired Brian Leetch's jersey No. 2 on January 24, 2008, Adam Graves' jersey No. 9 on February 3, 2009, and Harry Howell's jersey No. 3 and Andy Bathgate's jersey No. 9 on February 22, 2009.

The Rangers wore a special patch when they opened the 2008-09 regular season in Prague, Czech Republic and when they opened the 2011-12 regular season in Stockholm, Sweden.

The Rangers wore a special patch on all of their jerseys in 2017 to commemorate the NHL's 100th Anniversary.



**2010-11 - 2016-17**  
ALTERNATE



**2011-12**  
NHL WINTER CLASSIC JERSEY



**2013-14**  
NHL STADIUM SERIES JERSEY



**2017-18 - Present**  
HOME



**2017-18 - Present**  
AWAY



**2017-18**  
NHL WINTER CLASSIC JERSEY

The Rangers wore a special patch on their jersey when the organization retired Jean Ratelle's jersey No. 19 on February 25, 2018 and Vic Hadfield's jersey No. 11 on December 2, 2018.

The Rangers wore a special patch on all of their jerseys in 2017 to commemorate the NHL's 100th Anniversary.



**2020-21**  
REVERSE RETRO



**2022-23**  
REVERSE RETRO



2023-24 - Present  
ALTERNATE



2023-24  
STADIUM SERIES





# RANGERS JERSEY PATCHES

Patches the Rangers have worn on their jersey in either regular season or playoff games



RANGERS 25TH ANNIVERSARY  
1950-51



RANGERS 50TH ANNIVERSARY  
1975-76



NHL 75TH ANNIVERSARY  
1991-92



STANLEY CUP 100TH ANNIVERSARY  
1992-93



1994 NHL ALL-STAR GAME  
FIRST HALF OF 1993-94



1994 STANLEY CUP FINALS



NHL 1999-00 SEASON



HALL OF FAME GAME  
NOV. 20, 1999



RANGERS 75TH ANNIVERSARY  
2000-01



9/11 MEMORIAL RIBBON  
2001-02



KATRINA RELIEF FUND  
OCT. 6, 2005



MARK MESSIER NIGHT  
JAN. 12, 2006



GARTH BROOKS TEAMMATES FOR KIDS  
JAN. 4, 2007



HALL OF FAME GAME  
NOV. 10, 2007



BRIAN LEETCH NIGHT  
JAN. 24, 2008



NHL PREMIERE 2008 - PRAGUE  
OCT. 4-5, 2008

# RANGERS JERSEY PATCHES

Patches the Rangers have worn on their jersey in either regular season or playoff games



ADAM GRAVES NIGHT  
FEB. 3, 2009



BATHGATE/HOWELL NIGHT  
FEB. 22, 2009



RANGERS 85TH ANNIVERSARY  
2010-11



NHL PREMIERE 2011 - STOCKHOLM  
OCT. 7-8, 2011



2012 NHL WINTER CLASSIC



2014 NHL STADIUM SERIES



2014 STANLEY CUP FINAL



RANGERS 90TH SEASON  
2016-17



NHL 100TH ANNIVERSARY  
2017 CALENDAR YEAR



2018 NHL WINTER CLASSIC



JEAN RATELLE NIGHT  
FEB. 25, 2018



VIC HADFIELD NIGHT  
DEC. 2, 2018



ROD GILBERT MEMORIAM PATCH  
2021-22



HENRIK LUNDQVIST NIGHT  
JAN. 28, 2022



2024 Stadium Series

# RANGERS CREST

The New York Rangers crest has remained largely unchanged since its inception in 1926 - "New York" across the top complements "Rangers" stretching diagonally from top left to bottom right in classic blue, red and white - reflecting both the tradition and nostalgia of a time-honored Original Six club.



1926-35



1936-47



1948-53



1954-62



1962-68



---

1969-76



---

2012 NHL Winter Classic



---

2018 NHL Winter Classic



---

1976-78



---

2014 NHL Stadium Series



---

1978-Present

# A TRADITION OF RANGERS GREATNESS

## NHL TEAM AWARDS WON BY THE RANGERS

### STANLEY CUP (NHL CHAMPION)

1927-28

1932-33

1939-40

1993-94

### PRINCE OF WALES TROPHY\* (EASTERN CONFERENCE PLAYOFF CHAMPION)

1993-94

2013-14

### PRESIDENTS' TROPHY\*\* (BEST OVERALL REGULAR SEASON RECORD IN NHL)

1941-42

1991-92

1993-94

2014-15

2023-24

\* The Prince of Wales Trophy was first awarded annually to the Wales/Eastern Conference playoff champion in 1981-82.

\*\* The Presidents' Trophy was first awarded annually for the 1985-86 season.

## INDIVIDUAL AWARDS WON BY THE RANGERS

### HART MEMORIAL TROPHY

PLAYER	YEAR WON
Buddy O'Connor	1947-48
Chuck Rayner	1949-50
Andy Bathgate	1958-59
Mark Messier	1991-92

### TED LINDSAY AWARD

(FORMERLY LESTER B. PEARSON AWARD)

PLAYER	YEAR WON
Jean Ratelle	1971-72
Mark Messier	1991-92
Jaromir Jagr	2005-06

### VEZINA TROPHY

PLAYER	YEAR WON
Dave Kerr	1939-40
Ed Giacomin/Gilles Villemure	1970-71
John Vanbiesbrouck	1985-86
Henrik Lundqvist	2011-12
Igor Shesterkin	2021-22

### JAMES NORRIS MEMORIAL TROPHY

PLAYER	YEAR WON
Doug Harvey	1961-62
Harry Howell	1966-67
Brian Leetch	1991-92
Brian Leetch	1996-97
Adam Fox	2020-21

### CALDER MEMORIAL TROPHY

PLAYER	YEAR WON
Kilby MacDonald	1939-40
Grant Warwick	1941-42
Edgar Laprade	1945-46
Pentti Lund	1948-49
Lorne "Gump" Worsley	1952-53
Camille Henry	1953-54
Steve Vickers	1972-73
Brian Leetch	1988-89

### ART ROSS TROPHY\*\*\*

PLAYER	YEAR WON
Bill Cook	1926-27
Bill Cook	1932-33
Bryan Hextall	1941-42

### MAURICE "ROCKET" RICHARD TROPHY\*\*\*\*

PLAYER	YEAR WON
Bill Cook	1926-27
Bill Cook	1931-32
Bill Cook	1932-33
Bryan Hextall	1939-40
Bryan Hextall	1940-41
Lynn Patrick	1941-42

### CONN SMYTHE TROPHY

PLAYER	YEAR WON
Brian Leetch	1993-94

### MARK MESSIER LEADERSHIP AWARD

PLAYER	YEAR WON
Jacob Trouba	2023-24

### LADY BYNG MEMORIAL TROPHY

PLAYER	YEAR WON
Frank Boucher	1927-28
Frank Boucher	1928-29
Frank Boucher	1929-30
Frank Boucher	1930-31
Frank Boucher	1932-33
Frank Boucher	1933-34
Frank Boucher	1934-35
Clint Smith	1938-39
Buddy O'Connor	1947-48
Edgar Laprade	1949-50
Andy Heberton	1956-57
Camille Henry	1957-58
Jean Ratelle	1971-72
Wayne Gretzky	1998-99

### BILL MASTERTON MEMORIAL TROPHY

PLAYER	YEAR WON
Jean Ratelle	1970-71
Rod Gilbert	1975-76
Anders Hedberg	1984-85
Adam Graves	2000-01
Dominic Moore	2013-14

### KING CLANCY MEMORIAL TROPHY

PLAYER	YEAR WON
Adam Graves	1993-94

### LESTER PATRICK TROPHY

PERSON	YEAR WON
William Jennings	1971
Terry Sawchuk	1971
Murray Murdoch	1974
Bill Chadwick	1975
Phil Esposito	1978
Fred Shero	1980
Emile Francis	1982
Lynn Patrick	1989
Rod Gilbert	1991
Frank Boucher	1993
Wayne Gretzky	1994
Brian Mullen	1995
Pat LaFontaine	1997
Craig Patrick	2000
Herb Brooks	2002
Larry Pleau	2002
John Davidson	2004
Marcel Dionne	2006
Brian Leetch	2007
John Halligan	2007
Mark Messier	2009
Mike Richter	2009
Bob Crocker	2015
Dr. Jack Blatherwick	2019

\*\*\* The Art Ross Trophy was first awarded annually for the 1947-48 season.

The players listed prior to 1947-48 were the NHL's leaders in points for a given season.

\*\*\*\* The Maurice "Rocket" Richard Trophy was first awarded annually for the 1998-99 season. The players listed prior to 1998-99 were the NHL's leaders in goals for a given season.



# HALL OF FAME SELECTIONS

## RANGERS IN THE HOCKEY HALL OF FAME

PLAYERS (55)	YEAR INDUCTED	PLAYERS (CONT'D)	YEAR INDUCTED
Howie Morenz	1945	Bobby Hull	1983
Lester Patrick	1947	Phil Esposito	1984
Bill Cook	1952	Jean Ratelle	1985
Frank Boucher	1958	Ed Giacomin	1987
Ching Johnson	1958	Guy Lafleur	1988
Earl Seibert	1963	Buddy O'Connor	1988
Doug Bentley	1964	Brad Park	1988
Babe Siebert	1964	Clint Smith	1991
Max Bentley	1966	Marcel Dionne	1992
Babe Pratt	1966	Edgar Laprade	1993
Neil Colville	1967	Fred "Bun" Cook	1995
Bryan Hextall	1969	Wayne Gretzky	1999
Bill Gadsby	1970	Mike Gartner	2001
Terry Sawchuk	1971	Jari Kurri	2001
Bernie Geoffrion	1972	Pat LaFontaine	2003
Doug Harvey	1973	Dick Duff	2006
Chuck Rayner	1973	Mark Messier	2007
Art Coulter	1974	Glenn Anderson	2008
Johnny Bower	1976	Brian Leetch	2009
Tim Horton	1977	Luc Robitaille	2009
Andy Bathgate	1978	Pavel Bure	2012
Jacques Plante	1978	Brendan Shanahan	2013
Harry Howell	1979	Eric Lindros	2016
Harry Lumley	1980	Martin St. Louis	2018
Lynn Patrick	1980	Vaclav Nedomansky	2019
Gump Worsley	1980	Sergei Zubov	2019
Allan Stanley	1981	Kevin Lowe	2020
Rod Gilbert	1982	Henrik Lundqvist	2023
BUILDERS (9)	YEAR INDUCTED	BUILDERS (CONT'D)	YEAR INDUCTED
John Kilpatrick	1960	Craig Patrick	2001
William Jennings	1975	Roger Neilson	2002
Emile Francis	1982	Herb Brooks	2006
Bud Poile	1990	Fred Shero	2013
Glen Sather	1997		

## RANGERS IN THE U.S. HOCKEY HALL OF FAME

PLAYERS (20)	YEAR INDUCTED	PLAYERS (CONT'D)	YEAR INDUCTED
Taffy Abel	1973	Brian Leetch	2008
Myles Lane	1973	Mike Richter	2008
Victor Desjardins	1974	Tony Amonte	2009
Bill Moe	1974	Kevin Hatcher	2010
Robert E. Dill	1979	Eddie Olczyk	2012
John W. McCartan	1983	Doug Weight	2013
Robbie Ftorek	1991	Chris Drury	2015
Pat LaFontaine	2003	Mathieu Schneider	2015
Bobby Carpenter	2007	Gordon "Red" Berenson	2018
John Vanbiesbrouck	2007	Tony Granato	2020
COACHES (1)	YEAR INDUCTED	ADMINISTRATORS (3)	YEAR INDUCTED
Herb Brooks	1990	William M. Jennings	1981
		Craig Patrick	1996
		Larry Pleau	2000

## NHL ALL-STAR AND ALL-ROOKIE TEAM SELECTIONS

FIRST TEAM		SECOND TEAM	
PLAYER, POSITION	YEAR	PLAYER, POSITION	YEAR
Bill Cook, right wing	1930-31	Ching Johnson, defense	1930-31
Lester Patrick, coach	1930-31	Frank Boucher, center	1930-31
Bill Cook, right wing	1931-32	Bun Cook, left wing	1930-31
Ching Johnson, defense	1931-32	Ching Johnson, defense	1933-34
Lester Patrick, coach	1931-32	Bill Cook, right wing	1933-34
Frank Boucher, center	1932-33	Cecil Dillon, right wing	1935-36
Bill Cook, right wing	1932-33	Cecil Dillon, right wing	1936-37
Ching Johnson, defense	1932-33	Dave Kerr, goaltender	1937-38
Lester Patrick, coach	1932-33	Art Coulter, defense	1937-38
Frank Boucher, center	1933-34	Art Coulter, defense	1938-39
Lester Patrick, coach	1933-34	Neil Colville, center	1938-39
Frank Boucher, center	1934-35	Art Coulter, defense	1939-40
Earl Seibert, defense	1934-35	Neil Colville, center	1939-40
Lester Patrick, coach	1934-35	Frank Boucher, coach	1939-40
Lester Patrick, coach	1935-36	Ott Heller, defense	1940-41
Cecil Dillon, right wing	1937-38	Phil Watson, center	1941-42
Lester Patrick, coach	1937-38	Bryan Hextall, right wing	1942-43
Bryan Hextall, right wing	1939-40	Lynn Patrick, left wing	1942-43
Dave Kerr, goaltender	1939-40	Buddy O'Connor, center	1947-48
Bryan Hextall, right wing	1940-41	Neil Colville, defense	1947-48
Bryan Hextall, right wing	1941-42	Chuck Rayner, goaltender	1948-49
Lynn Patrick, left wing	1941-42	Chuck Rayner, goaltender	1949-50
Frank Boucher, coach	1941-42	Tony Leswick, left wing	1949-50
Bill Gadsby, defense	1955-56	Chuck Rayner, goaltender	1950-51
Bill Gadsby, defense	1957-58	Hy Buller, defense	1951-52
Bill Gadsby, defense	1958-59	Danny Lewicki, left wing	1954-55
Andy Bathgate, right wing	1958-59	Bill Gadsby, defense	1956-57
Andy Bathgate, right wing	1961-62	Andy Bathgate, right wing	1957-58
Doug Harvey, defense	1961-62	Camille Henry, left wing	1957-58
Ed Giacomin, goaltender	1966-67	Dean Prentice, left wing	1959-60
Harry Howell, defense	1966-67	Andy Bathgate, right wing	1962-63
Brad Park, defense	1969-70	Don Marshall, left wing	1966-67
Ed Giacomin, goaltender	1970-71	Ed Giacomin, goaltender	1967-68
Brad Park, defense	1971-72	Jim Neilson, defense	1967-68
Rod Gilbert, right wing	1971-72	Rod Gilbert, right wing	1967-68
Brad Park, defense	1973-74	Ed Giacomin, goaltender	1968-69
John Vanbiesbrouck, goaltender	1985-86	Ed Giacomin, goaltender	1969-70
Mark Messier, center	1991-92	Brad Park, defense	1970-71
Brian Leetch, defense	1991-92	Vic Hadfield, left wing	1971-72
Brian Leetch, defense	1996-97	Jean Ratelle, center	1971-72
Jaromir Jagr, right wing	2005-06	Brad Park, defense	1972-73
Henrik Lundqvist, goaltender	2011-12	Steve Vickers, left wing	1974-75
Artemi Panarin, left wing	2019-20	Brian Leetch, defense	1990-91
Adam Fox, defense	2020-21	Adam Graves, left wing	1993-94
Igor Shesterkin, goaltender	2021-22	Brian Leetch, defense	1993-94
Adam Fox, defense	2022-23	Brian Leetch, defense	1995-96
Artemi Panarin, left wing	2023-24	Wayne Gretzky, center	1996-97
		Wayne Gretzky, center	1997-98
		Marian Gaborik, right wing	2011-12
		Henrik Lundqvist, goaltender	2012-13
		Artemi Panarin, left wing	2022-23
		Adam Fox, defense	2023-24

ALL-ROOKIE TEAM	
PLAYER, POSITION	YEAR
Tomas Sandstrom, right wing	1984-85
Mike Ridley, center	1985-86
Tony Granato, right wing	1988-89
Brian Leetch, defense	1988-89
Tony Amonte, right wing	1991-92
Mike York, center	1999-00
Dan Blackburn, goaltender	2001-02
Henrik Lundqvist, goaltender	2005-06
Michael Del Zotto, defense	2009-10
Brady Skjei, defense	2016-17
K'Andre Miller, defense	2020-21

## NHL ALL-STAR GAME SELECTIONS AND STATISTICS

SEASON	TEAM	PLAYER	G	A	PTS
1947-48	NHL All-Stars	Edgar Laprade	0	1	1
	NHL All-Stars	Tony Leswick	0	0	0
	NHL All-Stars	Grant Warwick	1	0	1
1948-49	NHL All-Stars	Neil Colville	0	0	0
	NHL All-Stars	Edgar Laprade	0	0	0
	NHL All-Stars	Tony Leswick	0	0	0
1949-50	NHL All-Stars	Pat Egan	0	0	0
	NHL All-Stars	Edgar Laprade	0	1	1
	NHL All-Stars	Tony Leswick	0	0	0
	NHL All-Stars	Buddy O'Connor	0	0	0
	NHL All-Stars	Chuck Rayner	31:30, 0 GA	0	0
1950-51	NHL All-Stars	Tony Leswick	0	0	0
	NHL All-Stars	Chuck Rayner	31:12, 3 GA	0	0
	NHL All-Stars	Edgar Laprade	0	0	0
1951-52	First Team NHL	Frank Eddolls	0	0	0
	First Team NHL	Don Raleigh	0	1	1
	Second Team NHL	Chuck Rayner	29:28, 1 GA	0	0
	First Team NHL	Reg Sinclair	0	0	0
1952-53	First Team NHL	Gaye Stewart	0	1	1
	Second Team NHL	Hy Buller	0	1	1
	First Team NHL	Chuck Rayner (Injured)	-	-	-
1953-54	First Team NHL	Leo Reise, Jr.	0	0	0
	NHL All-Stars	Wally Hergesheimer	2	0	2
	NHL All-Stars	Leo Reise, Jr.	0	0	0
1954-55	NHL All-Stars	Paul Ronty	0	1	1
	NHL All-Stars	Harry Howell	0	0	0
	NHL All-Stars	Don Raleigh	0	0	0
1955-56	NHL All-Stars	Paul Ronty	0	0	0
	NHL All-Stars	Danny Lewicki	0	0	0
	NHL All-Stars	Dave Creighton	0	0	0
1956-57	NHL All-Stars	Bill Gadsby	0	0	0
	NHL All-Stars	Red Sullivan	0	0	0
	NHL All-Stars	Red Sullivan	0	0	0
1957-58	NHL All-Stars	Andy Bathgate	1	1	2
	NHL All-Stars	Bill Gadsby	0	0	0
	NHL All-Stars	Dean Prentice	1	2	3
1958-59	NHL All-Stars	Andy Bathgate	2	0	2
	NHL All-Stars	Bill Gadsby	0	0	0
	NHL All-Stars	Camille Henry	0	1	1
	NHL All-Stars	Red Sullivan	0	1	1
1959-60	NHL All-Stars	Red Sullivan	0	0	0
	NHL All-Stars	Andy Bathgate	0	0	0
	NHL All-Stars	Bill Gadsby	0	0	0
	NHL All-Stars	Red Sullivan	0	0	0

## NHL ALL-STAR GAME SELECTIONS AND STATISTICS

SEASON	TEAM	PLAYER	G	A	PTS
1960-61	NHL All-Stars	Andy Bathgate	0	0	0
	NHL All-Stars	Bill Gadsby	0	0	0
	NHL All-Stars	Andy Hebenton	1	0	1
1961-62	NHL All-Stars	Red Sullivan	0	1	1
	NHL All-Stars	Andy Bathgate	0	1	1
	NHL All-Stars	Doug Harvey	0	0	0
1962-63	NHL All-Stars	Gump Worsley	30:00, 0 GA	0	0
	NHL All-Stars	Andy Bathgate	0	0	0
	NHL All-Stars	Doug Harvey	0	0	0
1963-64	NHL All-Stars	Dean Prentice	0	0	0
	NHL All-Stars	Gump Worsley	20:00, 0 GA	0	0
	NHL All-Stars	Andy Bathgate	0	0	0
1964-65	NHL All-Stars	Camille Henry	0	1	1
	NHL All-Stars	Harry Howell	0	0	0
	NHL All-Stars	Rod Gilbert	0	0	0
1965-66	NHL All-Stars	Camille Henry	0	0	0
	NHL All-Stars	Harry Howell	0	1	1
	NHL All-Stars	Rod Gilbert	0	0	0
1966-67	NHL All-Stars	Vic Hadfield	0	0	0
	NHL All-Stars	Harry Howell	0	0	0
	NHL All-Stars	Ed Giacomin	30:00, 1 GA	0	0
1967-68	NHL All-Stars	Rod Gilbert	0	0	0
	NHL All-Stars	Harry Howell	0	0	0
	NHL All-Stars	Jim Neilson	0	0	0
	NHL All-Stars	Bob Nevin	0	0	0
	NHL All-Stars	Ed Giacomin	20:00, 1 GA	0	0
1968-69	NHL All-Stars	Harry Howell	0	0	0
	NHL All-Stars	Don Marshall	0	0	0
	East	Ed Giacomin	40:00, 2 GA	0	0
1969-70	East	Rod Gilbert	0	1	1
	East	Bob Nevin	1	0	1
	East	Ed Giacomin	30:00, 1 GA	0	0
1970-71	East	Rod Gilbert	0	0	0
	East	Jim Neilson	0	0	0
	East	Brad Park	0	0	0
	East	Jean Ratelle	0	0	0
	East	Walt Tkaczuk	1	0	1
	East	Dave Balon	0	1	1
1970-71	East	Ed Giacomin	31:00, 2 GA	0	0
	East	Jim Neilson	0	0	0
	East	Brad Park	0	0	0
	East	Jean Ratelle	0	0	0
	East	Gilles Villemure	29:00, 0 GA	0	0

## NHL ALL-STAR GAME SELECTIONS AND STATISTICS

SEASON	TEAM	PLAYER	G	A	PTS
1971-72	East	Rod Gilbert	0	1	1
	East	Vic Hadfield	0	0	0
	East	Brad Park	0	1	1
	East	Jean Ratelle	1	0	1
	East	Rod Seiling	0	1	1
1972-73	East	Gilles Villemure	29:26, 0 GA	0	0
	East	Ed Giacomin	30:44, 3 GA	0	0
	East	Brad Park	0	1	1
	East	Jean Ratelle	0	0	0
1973-74	East	Gilles Villemure	29:16, 1 GA	0	0
	East	Brad Park	0	0	0
1974-75	Campbell	Rod Gilbert	0	0	0
	Campbell	Brad Park	0	0	0
	Campbell	Steve Vickers	0	0	0
1975-76	Campbell	Carol Vadnais	0	0	0
	Campbell	Steve Vickers	1	0	1
1976-77	Campbell	Phil Esposito	1	0	1
	Campbell	Rod Gilbert	0	1	1
	Campbell	Don Murdoch	0	0	0
1977-78	Campbell	Phil Esposito	0	0	0
	Campbell	Carol Vadnais	0	0	0
1978-79	NHL (vs. USSR)	Anders Hedberg	0	0	0
	NHL (vs. USSR)	Ulf Nilsson	0	0	0
1979-80	Campbell	Phil Esposito	0	1	1
	Campbell	Ron Greschner	0	0	0
1980-81	Campbell	Ed Johnstone	0	2	2
1981-82	Wales	Barry Beck	0	1	1
	Wales	Ron Duguay	0	0	0
1982-83	Wales	Don Maloney	1	0	1
1983-84	Wales	Pierre Larouche	2	0	2
	Wales	Don Maloney (MVP)	1	3	4
1984-85	Wales	Anders Hedberg	1	0	1
1985-86	Wales	Reijo Ruotsalainen	0	0	0
1986-87	NHL (vs. USSR)	Tomas Sandstrom	0	0	0
1987-88	Wales	Tomas Sandstrom	1	0	1
1988-89	Wales	Brian Mullen	0	1	1
1989-90	Wales	Brian Leetch	0	0	0
1990-91	Wales	Brian Leetch	0	0	0
	Wales	Darren Turcotte	0	1	1
1991-92	Wales	Brian Leetch	0	0	0
	Wales	Mark Messier	0	1	1
	Wales	Mike Richter	20:00, 2 GA	0	0

## NHL ALL-STAR GAME SELECTIONS AND STATISTICS

SEASON	TEAM	PLAYER	G	A	PTS
1992-93	Wales	Mike Gartner (MVP)	4	1	5
	Wales	Kevin Lowe	0	1	1
	Wales	Brian Leetch (Injured)	-	-	-
	Wales	Mark Messier (Injured)	-	-	-
1993-94	Eastern	Adam Graves	0	2	2
	Eastern	Brian Leetch	0	0	0
	Eastern	Mark Messier	1	2	3
	Eastern	Mike Richter (MVP)	20:00, 2 GA	0	0
1995-96	Eastern	Brian Leetch	0	1	1
	Eastern	Mark Messier	0	1	1
	Eastern	Pat Verbeek	1	1	2
1996-97	Eastern	Wayne Gretzky	0	1	1
	Eastern	Brian Leetch	0	0	0
	Eastern	Mark Messier	1	2	3
1997-98	North America	Wayne Gretzky	0	2	2
	North America	Brian Leetch	0	0	0
1998-99	North America	Wayne Gretzky (MVP)	1	2	3
1999-00	North America	Mike Richter	20:00, 4 GA	0	0
2000-01	North America	Theoren Fleury	2	1	3
	North America	Brian Leetch	0	1	1
2001-02	North America	Brian Leetch	0	0	0
	North America	Eric Lindros (Injured)	-	-	-
	North America	Mike York	0	0	0
2002-03	Eastern	Brian Leetch (Injured)	-	-	-
	Eastern	Tom Poti	0	0	0
2003-04	Eastern	Mark Messier	1	1	2
	Eastern	Jaromir Jagr	0	1	1
2006-07	Eastern	Brendan Shanahan	0	0	0
2007-08	Eastern	Scott Gomez	0	1	1
2008-09	Eastern	Henrik Lundqvist	20:00, 6 GA	0	0
2010-11	Team Staal	Henrik Lundqvist	18:36, 3 GA	0	0
	Team Staal	Marc Staal	0	0	0
2011-12	Team Alfredsson	Henrik Lundqvist	19:49, 3GA	0	0
	Team Alfredsson	Dan Girardi	0	1	1
	Team Chara	Marian Gaborik (MVP)	3	1	4
2014-15	Team Toews	Rick Nash	2	0	2
2015-16	Metropolitan	Ryan McDonagh	0	0	0
2016-17	Metropolitan	Ryan McDonagh	0	0	0
2017-18	Metropolitan	Henrik Lundqvist	10:00, 2 GA	0	0
2018-19	Metropolitan	Henrik Lundqvist	20:00, 2 GA	0	0
2019-20	Metropolitan	Artemi Panarin (Injured)	-	-	-
	Metropolitan	Chris Kreider	0	0	0
2021-22	Metropolitan	Chris Kreider	1	1	2
	Metropolitan	Adam Fox (Injured)	-	-	-
	Metropolitan	Mika Zibanejad (DNP)	-	-	-
2022-23	Metropolitan	Adam Fox	0	1	1
	Metropolitan	Artemi Panarin	0	3	3
2023-24	Metropolitan	Igor Shesterkin	10:00, 4 GA	0	0
	Team Matthews	Vincent Trocheck	0	2	2
	Team Matthews	Igor Shesterkin	20:00, 6 GA	0	0



## MILESTONES ACCOMPLISHED BY RANGERS PLAYERS

PLAYER	DATE	OPPONENT	# PLAYER TO REACH MILESTONE IN NHL HISTORY
500TH CAREER NHL GOAL			
Mike Gartner	10/14/91	WSH	16th
Mark Messier	11/6/95	CGY	21st
600TH CAREER NHL GOAL			
Phil Esposito	11/4/77	at VAN	3rd
Mike Gartner	12/26/93	NJD	6th
Brendan Shanahan	10/5/06	WSH	15th
Jaromir Jagr	11/19/06	TBL	16th
700TH CAREER NHL GOAL			
Phil Esposito	2/2/80	at WSH	2nd
Marcel Dionne	10/31/87	at NYI	3rd
700TH CAREER NHL ASSIST			
Phil Esposito	10/26/76	at CLE	7th
Mark Messier	3/2/92	at NJD	22nd
Brian Leetch*	4/13/02	at PHI	T-37th**
800TH CAREER NHL ASSIST			
Phil Esposito	1/17/79	NYI	5th
Mark Messier	12/4/93	at TOR	13th
Jaromir Jagr	12/18/05	COL	25th
900TH CAREER NHL ASSIST			
Mark Messier	12/15/95	at BUF	8th
Jaromir Jagr	3/17/07	BOS	17th
1,000TH CAREER NHL ASSIST			
Marcel Dionne	11/7/87	at LAK	3rd
1,100TH CAREER NHL ASSIST			
Mark Messier	11/18/00	at CGY	4th
1,800TH CAREER NHL ASSIST			
Wayne Gretzky	12/13/96	at BUF	1st
1,900TH CAREER NHL ASSIST			
Wayne Gretzky	3/21/98	DET	1st

\* recorded all totals with the Rangers at the time he reached the milestone

\*\* Leetch and Chris Chelios reached the milestone on the same day

## MILESTONES ACCOMPLISHED BY RANGERS PLAYERS

PLAYER	DATE	OPPONENT	# PLAYER TO REACH MILESTONE IN NHL HISTORY
<b>1,000TH CAREER NHL POINT</b>			
Rod Gilbert*	2/19/77	at NYI	11th
Mike Gartner	1/4/92	at NJD	33rd
Steve Larmer	3/8/95	NJD	43rd
Pat LaFontaine	1/22/98	PHI	50th
Theo Fleury	10/29/01	DAL	61st
Martin St. Louis	11/28/14	at PHI	81st
<b>1,100TH CAREER NHL POINT</b>			
Mark Messier	1/23/92	at EDM	22nd
Mike Gartner	3/9/93	LAK	28th
<b>1,200TH CAREER NHL POINT</b>			
Phil Esposito	12/11/75	at BOS	7th
Mark Messier	1/13/93	WSH	16th
<b>1,300TH CAREER NHL POINT</b>			
Phil Esposito	1/9/77	LAK	4th
Mark Messier	2/24/94	at NJD	10th
Jaromir Jagr	3/5/04	WSH	26th
Brendan Shanahan	10/29/07	TBL	29th
<b>1,400TH CAREER NHL POINT</b>			
Phil Esposito	3/19/78	at MNS	2nd
Mark Messier	12/4/95	ANA	7th
Jaromir Jagr	3/2/06	at PHI	17th
<b>1,500TH CAREER NHL POINT</b>			
Phil Esposito	10/21/79	PIT	2nd
Mark Messier	12/22/96	FLA	5th
Jaromir Jagr	2/10/07	at WSH	12th
<b>1,700TH CAREER NHL POINT</b>			
Marcel Dionne	11/3/87	at CGY	2nd
<b>1,800TH CAREER NHL POINT</b>			
Mark Messier	12/15/01	BUF	3rd
<b>2,700TH CAREER NHL POINT</b>			
Wayne Gretzky	4/3/97	BOS	1st
<b>2,800TH CAREER NHL POINT</b>			
Wayne Gretzky	10/17/98	at PIT	1st

\* recorded all totals with the Rangers at the time he reached the milestone

## MILESTONES ACCOMPLISHED BY RANGERS PLAYERS

PLAYER	DATE	OPPONENT	# PLAYER TO REACH MILESTONE IN NHL HISTORY
1,000TH CAREER NHL GAME			
Doug Harvey	1/20/63	at CHI	4th
Harry Howell*	1/21/67	at BOS	9th
Ron Stewart	1/3/68	BOS	T-11th***
Don Marshall	3/16/69	DET	17th
Rod Gilbert*	12/12/76	MTL	37th
Phil Esposito	3/30/77	AFM	39th
Carol Vadnais	11/21/81	at NYI	46th
Guy Lafleur	1/30/89	NYI	67th
Mike Gartner	3/20/92	at DET	76th
Kevin Lowe	3/11/93	at CHI	85th
Mark Messier	4/7/93	at NJD	88th
Steve Larmer	4/20/95	HFD	103rd
Jay Wells	4/30/95	at PHI	105th
John MacLean	11/11/98	at FLA	131st
Ulf Samuelsson	1/13/99	NYI	133rd
Theo Fleury	1/23/02	BOS	172nd
Brian Leetch*	2/28/02	OTT	173rd
Jaromir Jagr	1/30/04	BUF	195th
Bobby Holik	2/14/04	at PHI	198th
Donald Brashear	11/12/09	ATL	246th
Dan Boyle	3/4/15	at DET	T-296th****
Rick Nash	10/26/17	ARI	312th

### 1,100TH CAREER NHL GAME

Harry Howell*	3/23/68	at TOR	7th
Ron Stewart	3/2/69	STL	10th
Phil Esposito	11/22/78	TOR	27th
Mike Gartner	10/28/93	MTL	42nd
Kevin Lowe	2/16/95	MTL	48th
Mark Messier	2/26/95	at BUF	49th
John MacLean	12/26/99	NJD	75th
Kevin Hatcher	4/5/00	MTL	77th
Brian Leetch*	1/1/04	at STL	111th
Jaromir Jagr	3/29/06	at NYI	121st
Markus Naslund	3/5/09	at NYI	141st
Martin St. Louis	1/13/15	NYI	177th

### 1,200TH CAREER NHL GAME

Tim Horton	10/10/70	at STL	8th
Ron Stewart	11/4/70	at CGS	9th
Phil Esposito	1/4/80	PHI	19th
Mark Messier	4/2/96	NJD	28th
Jaromir Jagr	10/25/07	NJD	71st

\* recorded all totals with the Rangers at the time he reached the milestone

\*\*\* Stewart and George Armstrong reached the milestone on the same day

\*\*\*\* Boyle and Alex Tanguay reached the milestone on the same day

## MILESTONES ACCOMPLISHED BY RANGERS PLAYERS

PLAYER	DATE	OPPONENT	# PLAYER TO REACH MILESTONE IN NHL HISTORY
<b>1,300TH CAREER NHL GAME</b>			
Marcel Dionne	3/12/88	at WSH	12th
Wayne Gretzky	1/12/97	NJD	15th
<b>1,400TH CAREER NHL GAME</b>			
Wayne Gretzky	3/12/98	at MTL	8th
Brendan Shanahan	1/29/07	at BOS	25th
<b>1,500TH CAREER NHL GAME</b>			
Mark Messier	11/22/00	at NYI	6th
<b>1,600TH CAREER NHL GAME</b>			
Mark Messier	2/8/02	at ATL	4th
<b>1,700TH CAREER NHL GAME</b>			
Mark Messier	11/23/03	OTT	2nd
<b>300TH CAREER NHL WIN</b>			
Mike Richter*	10/28/02	PHX	19th
Henrik Lundqvist*	3/9/14	DET	29th
<b>400TH CAREER NHL WIN</b>			
Henrik Lundqvist*	2/11/17	COL	12th
<b>50TH CAREER NHL SHUTOUT</b>			
Dave Kerr	2/25/41	at BOS	8th
Henrik Lundqvist*	3/22/14	at NJD	27th
<b>500TH CAREER NHL APPEARANCE</b>			
Gump Worsley*	2/3/62	at TOR	5th
Ed Giacomin*	10/12/74	at TOR	10th
Mike Richter*	10/30/99	at MTL	40th
Martin Biron	4/5/12	at PIT	60th
Henrik Lundqvist*	4/5/13	at PIT	61st
<b>600TH CAREER NHL APPEARANCE</b>			
Jacques Plante	2/2/64	MTL	5th
Kirk McLean	12/27/00	at CAR	28th
Mike Richter*	10/7/01	BUF	30th
Henrik Lundqvist*	12/27/14	NJD	43rd
<b>700TH CAREER NHL APPEARANCE</b>			
Henrik Lundqvist*	11/20/16	FLA	25th
<b>800TH CAREER NHL APPEARANCE</b>			
Henrik Lundqvist*	3/10/18	at FLA	15th

\* recorded all totals with the Rangers at the time he reached the milestone

## RANGERS WHO PLAYED IN INTERNATIONAL COMPETITION

### OLYMPICS

PLAYER	COUNTRY	YEAR	MEDAL
Wayne Gretzky	Canada	1998	-
Pat LaFontaine	United States	1998	-
Brian Leetch	United States	1998	-
Mike Richter	United States	1998	-
Ulf Samuelsson	Sweden	1998	-
Niklas Sundstrom	Sweden	1998	-
Radek Dvorak	Czech Republic	2002	-
Theo Fleury	Canada	2002	Gold
Brian Leetch	United States	2002	Silver
Eric Lindros	Canada	2002	Gold
Vladimir Malakhov	Russia	2002	Bronze
Mike Richter	United States	2002	Silver
Mike York	United States	2002	Silver
Marcel Hossa	Slovakia	2006	-
Jaromir Jagr	Czech Republic	2006	Bronze
Darius Kasparaitis	Russia	2006	-
Henrik Lundqvist	Sweden	2006	Gold
Marek Malik	Czech Republic	2006	Bronze
Ville Nieminen	Finland	2006	Silver
Martin Rucinsky	Czech Republic	2006	Bronze
Martin Straka	Czech Republic	2006	Bronze
Fedor Tyutin	Russia	2006	-
Ryan Callahan	United States	2010	Silver
Chris Drury	United States	2010	Silver
Marian Gaborik	Slovakia	2010	-
Olli Jokinen	Finland	2010	Bronze
Henrik Lundqvist	Sweden	2010	-
Ryan Callahan	United States	2014	-
Carl Hagelin	Sweden	2014	Silver
Henrik Lundqvist	Sweden	2014	Silver
Ryan McDonagh	United States	2014	-
Rick Nash	Canada	2014	Gold
Derek Stepan	United States	2014	-
Mats Zuccarello	Norway	2014	-

Note - in 2006, Petr Prucha was named to the Czech Republic roster but missed the tournament due to injury

The list above only includes players who played in the Olympics while also on the Rangers' roster (does not include players whose rights belonged to the Rangers but were not on the team at the time - ex: Brian Leetch and Mike Richter in 1988 Olympics)

## RANGERS WHO PLAYED IN INTERNATIONAL COMPETITION

### CANADA CUP / WORLD CUP OF HOCKEY

PLAYER	COUNTRY/TEAM	TOURNAMENT	WINNER/RUNNER-UP
Phil Esposito	Canada	1976 Canada Cup	Winner
Steve Baker	United States	1981 Canada Cup	-
Barry Beck	Canada	1981 Canada Cup	Runner-Up
Ron Duguay	Canada	1981 Canada Cup	Runner-Up
Anders Hedberg	Sweden	1981 Canada Cup	-
Mikko Leinonen	Finland	1981 Canada Cup	-
Ulf Nilsson	Sweden	1981 Canada Cup	-
Reijo Ruotsalainen	Finland	1981 Canada Cup	-
Dean Talafous	United States	1981 Canada Cup	-
Bob Brooke	United States	1984 Canada Cup	Runner-Up
Tomas Sandstrom	Sweden	1984 Canada Cup	Runner-Up
Peter Sundstrom	Sweden	1984 Canada Cup	Runner-Up
James Patrick	Canada	1987 Canada Cup	Winner
John Vanbiesbrouck	United States	1987 Canada Cup	-
Brian Leetch	United States	1991 Canada Cup	Runner-Up
Mike Richter	United States	1991 Canada Cup	Runner-Up
John Vanbiesbrouck	United States	1991 Canada Cup	Runner-Up
Adam Graves	Canada	1996 World Cup of Hockey	Runner-Up
Wayne Gretzky	Canada	1996 World Cup of Hockey	Runner-Up
Alexander Karpovtsev	Russia	1996 World Cup of Hockey	-
Alexei Kovalev	Russia	1996 World Cup of Hockey	-
Brian Leetch	United States	1996 World Cup of Hockey	Winner
Mark Messier	Canada	1996 World Cup of Hockey	Runner-Up
Sergei Nemchinov	Russia	1996 World Cup of Hockey	-
Mike Richter	United States	1996 World Cup of Hockey	Winner
Niklas Sundstrom	Sweden	1996 World Cup of Hockey	-
Jaromir Jagr	Czech Republic	2004 World Cup of Hockey	-
Darius Kasparaitis	Russia	2004 World Cup of Hockey	-
Henrik Lundqvist	Sweden	2016 World Cup of Hockey	-
Ryan McDonagh	United States	2016 World Cup of Hockey	-
J.T. Miller	Team North America	2016 World Cup of Hockey	-
Derek Stepan	United States	2016 World Cup of Hockey	-
Mats Zuccarello	Team Europe	2016 World Cup of Hockey	Runner-Up



## TEAM AWARD WINNERS

### RANGERS MVP (AS VOTED BY THE PROFESSIONAL HOCKEYWRITERS ASSOCIATION)

Lynn Patrick	1941-42
Lynn Patrick	1942-43
Ott Heller and Bryan Hextall	1943-44
Ab DeMarco	1944-45
Chuck Rayner	1945-46
Chuck Rayner	1946-47
Buddy O'Connor	1947-48
Edgar Laprade and Chuck Rayner	1948-49
Edgar Laprade	1949-50
Don Raleigh	1950-51
Hy Buller	1951-52
Paul Ronty	1952-53
Wally Hergesheimer	1953-54
Danny Lewicki	1954-55
Bill Gadsby	1955-56
Andy Bathgate	1956-57
Andy Bathgate	1957-58
Andy Bathgate	1958-59
Dean Prentice	1959-60
Gump Worsley	1960-61
Andy Bathgate	1961-62
Gump Worsley	1962-63
Harry Howell	1963-64
Don Marshall	1964-65
Bob Nevin	1965-66
Ed Giacomin	1966-67
Rod Gilbert	1967-68
Ed Giacomin	1968-69
Walter Tkaczuk	1969-70
Ed Giacomin	1970-71
Jean Ratelle	1971-72
Jean Ratelle	1972-73
Brad Park	1973-74
Rod Gilbert	1974-75
Rod Gilbert	1975-76
Dave Maloney	1976-77
Walter Tkaczuk	1977-78
Phil Esposito	1978-79
Anders Hedberg	1979-80
Eddie Johnstone	1980-81
Barry Beck and Mike Rogers	1981-82
Mark Pavelich	1982-83
Barry Beck	1983-84
Tomas Sandstrom	1984-85
John Vanbiesbrock	1985-86
Walt Poddubny	1986-87
James Patrick	1987-88
Brian Leetch	1988-89
John Osgrodnick	1989-90
Brian Leetch	1990-91
Mark Messier	1991-92
Adam Graves	1992-93
Adam Graves	1993-94
Mark Messier	1994-95
Mark Messier	1995-96
Brian Leetch	1996-97
Wayne Gretzky	1997-98
Brian Leetch	1998-99
Mike Richter	1999-00
Brian Leetch	2000-01
Mike Richter	2001-02
Brian Leetch	2002-03
Bobby Holik	2003-04
Jaromir Jagr	2005-06
Henrik Lundqvist	2006-07
Henrik Lundqvist	2007-08
Henrik Lundqvist	2008-09
Henrik Lundqvist	2009-10
Henrik Lundqvist	2010-11
Henrik Lundqvist	2011-12
Henrik Lundqvist	2012-13
Ryan McDonagh	2013-14
Rick Nash	2014-15
Henrik Lundqvist	2015-16
Ryan McDonagh	2016-17
Henrik Lundqvist	2017-18
Mika Zibanejad	2018-19
Artemi Panarin	2019-20
Adam Fox	2020-21
Igor Shesterkin	2021-22
Mika Zibanejad	2022-23
Artemi Panarin	2023-24

### PLAYERS' PLAYER AWARD

Andy Heberton	1958-59
Red Sullivan and Andy Heberton	1959-60
Andy Heberton	1960-61
Earl Ingarfield	1961-62
Andy Bathgate	1962-63
Rod Gilbert and Phil Goyette	1963-64
Harry Howell	1964-65
Wayne Hillman and Don Marshall	1965-66
Harry Howell	1966-67
Jean Ratelle	1967-68
Jean Ratelle	1968-69
Jean Ratelle	1969-70
Jean Ratelle	1970-71
Vic Hadfield	1971-72
Walter Tkaczuk	1972-73
Ted Irvine	1973-74
Jean Ratelle	1974-75
John Davidson	1975-76
John Davidson and Phil Esposito	1976-77
John Davidson and Ron Greschner	1977-78
Ulf Nilsson	1978-79
Don Maloney	1979-80
Don Maloney	1980-81
Tom Laidlaw and Mark Pavelich	1981-82
Tom Laidlaw	1982-83
Glen Hanlon	1983-84
Reijo Ruotsalainen	1984-85
John Vanbiesbrouck	1985-86
Don Maloney	1986-87
James Patrick	1987-88
Guy Lafleur	1988-89
Kelly Kisio	1989-90
Mike Richter	1990-91
Adam Graves	1991-92
Adam Graves	1992-93
Eddie Olczyk	1993-94
Adam Graves	1994-95
Mark Messier	1995-96
Darren Langdon	1996-97
Darren Langdon	1997-98
Adam Graves	1998-99
Mike Richter	1999-00
Brian Leetch	2000-01
Brian Leetch	2001-02
Brian Leetch	2002-03
Brian Leetch	2003-04
Jed Ortmeyer and Kevin Weekes	2005-06
Brendan Shanahan	2006-07
Colton Orr and Jason Strudwick	2007-08
Chris Drury and Blair Betts	2008-09
Chris Drury	2009-10
Ryan Callahan	2010-11
Ryan Callahan	2011-12
Ryan Callahan	2012-13
Ryan McDonagh	2013-14
Rick Nash	2014-15
Jesper Fast	2015-16
Jesper Fast	2016-17
Jesper Fast	2017-18
Jesper Fast	2018-19
Jesper Fast	2019-20
Ryan Lindgren	2020-21
Jacob Trouba and Barclay Goodrow	2021-22
Ryan Lindgren	2022-23
Jonathan Quick	2023-24

### STEVEN MCDONALD EXTRA EFFORT AWARD

The Steven McDonald Extra Effort Award is presented annually to the player who, as chosen by the fans, "goes above and beyond the call of duty". The award, which has been given annually since the 1987-88 season, bears the name of New York City Police Detective Steven McDonald, who was shot and injured in the line of duty on July 12, 1986 and passed away on January 10, 2017.

Jan Erixon	1987-88
Tony Granato	1988-89
John Vanbiesbrouck and Kelly Kisio	1989-90
Jan Erixon	1990-91
Adam Graves	1991-92
Adam Graves	1992-93
Adam Graves	1993-94
Mark Messier	1994-95
Mark Messier	1995-96

## TEAM AWARD WINNERS

Brian Leetch	1996-97	Derek Stepan	2014-15
Wayne Gretzky	1997-98	Ryan McDonagh	2015-16
Adam Graves	1998-99	Rick Nash	2016-17
Adam Graves	1999-00	Brady Skjei	2017-18
Sandy McCarthy	2000-01	Mika Zibanejad	2018-19
Sandy McCarthy	2001-02	Chris Kreider	2019-20
Matthew Barnaby	2002-03	Brendan Smith	2020-21
Jed Ortmeyer	2003-04	Ryan Strome	2021-22
Henrik Lundqvist	2005-06	Filip Chytil	2022-23
Jed Ortmeyer	2006-07	Jimmy Vesey	2023-24
Brandon Dubinsky	2007-08		
Ryan Callahan	2008-09		
Ryan Callahan	2009-10		
Brandon Prust	2010-11		
Ryan Callahan	2011-12		
Ryan Callahan	2012-13		
Mats Zuccarello	2013-14		
Cam Talbot	2014-15		
Mats Zuccarello	2015-16		
Mats Zuccarello	2016-17		
Henrik Lundqvist	2017-18		
Mika Zibanejad	2018-19		
Mika Zibanejad	2019-20		
Adam Fox	2020-21		
Chris Kreider	2021-22		
Ryan Lindgren	2022-23		
Vincent Trocheck	2023-24		

### JOHN HALLIGAN GOOD GUY AWARD (COOPERATION WITH MEDIA)

The John Halligan Good Guy Award recognizes a player for their cooperation with the media throughout the season. The award has been presented annually since the 1974-75 season, and was renamed in 2009-10 to honor the team's late public relations director. Halligan joined the Rangers organization in 1963, and served a number of roles in his 24 years with the Rangers, including Public Relations Director and Business Manager, Vice President of Communications, and Director of Community Relations and Special Projects. Following his distinguished 53-year career with the Rangers and the National Hockey League, Halligan was honored by USA Hockey and the NHL with the Lester Patrick Award in 2007 for his service to hockey in the United States. Halligan passed away on January 20, 2010.

John Davidson	1976-77
Rod Gilbert	1977-78
Dave Maloney	1978-79
Anders Hedberg	1979-80
Don Maloney	1980-81
Barry Beck	1981-82
Rob McClanahan	1982-83
Pierre Larouche	1983-84
John Vanbiesbrouck	1984-85
Ron Greschner	1985-86
James Patrick	1986-87
Bob Froese	1987-88
Tony Granato	1988-89
Kelly Kisio	1989-90
Mike Richter	1990-91
Ted Irvine	1974-75
Ron Harris	1975-76
Mark Messier	1991-92
Adam Graves	1992-93
Neil Smith	1993-94
Kevin Lowe	1994-95
Glenn Healy	1995-96
Wayne Gretzky	1996-97
Alex Kovalev	1997-98
Kevin Stevens	1998-99
Tim Taylor	1999-00
Petr Nedved	2000-01
Brian Leetch	2001-02
Bobby Holik	2002-03
Eric Lindros	2003-04
Jaromir Jagr	2005-06
Brendan Shanahan	2006-07
Henrik Lundqvist	2007-08
Tom Renney	2008-09
Vinny Prospal and Erik Christensen	2009-10
Ryan Callahan	2010-11
Brian Boyle	2011-12
Dan Girardi	2012-13
Marc Staal	2013-14

### LARS-ERIK SJOBERG AWARD (BEST ROOKIE OF TRAINING CAMP)

The Lars-Erik Sjoberg Award is presented annually to the top Rangers rookie during training camp. The award, which was first presented in 1988, bears the name of Lars-Erik Sjoberg, who was the Rangers chief European scout for eight years. During his time with the Blueshirts, Sjoberg played a prominent role in the team's decision to draft Europeans such as Tomas Sandstrom, Jan Erixon, and Ulf Dahlen. Prior to joining the Rangers as a scout, Sjoberg played five seasons with the Winnipeg Jets during their time in the World Hockey Association (WHA), and he also skated with Winnipeg in its inaugural NHL season in 1979-80. He passed away on October 20, 1987 at the age of 43.

Mike Richter	1988
Troy Mallette	1989
Steven Rice	1990
Tony Amonte	1991
Peter Andersson	1992
Mattias Norstrom	1993
Mattias Norstrom	1994
Niklas Sundstrom	1995
Eric Cairns	1996
Marc Savard	1997
Manny Malhotra	1998
Kim Johnsson	1999
Filip Novak	2000
Dan Blackburn	2001
Jamie Lundmark	2002
Dominic Moore	2003
Henrik Lundqvist	2005
Nigel Dawes and Brandon Dubinsky	2006
Marc Staal	2007
Lauri Korpikoski	2008
Matt Gilroy	2009
Derek Stepan	2010
Carl Hagelin	2011
Jesper Fast	2013
Anthony Duclair	2014
Oscar Lindberg	2015
Jimmy Vesey	2016
Filip Chytil	2017
Lias Andersson	2018
Adam Fox	2019
Nils Lundkvist	2021
Brennan Othmann	2022
Will Cuyllle	2023

### RANGERS FAN CLUB FRANK BOUCHER TROPHY (MOST POPULAR PLAYER ON AND OFF THE ICE)

The Frank Boucher Trophy was awarded annually to the Ranger who was considered the most popular player on and off the ice, as chosen by members of the Rangers Fan Club. The trophy bears the name of Rangers legend and Hall of Famer Frank Boucher, who was a member of the organization for 31 years as a player, coach, and general manager. During his 13-year playing career with the team, he won the Lady Byng Trophy seven times, the most of any player in NHL history, and captured the Stanley Cup in 1927-28 and 1932-33. He also led the Rangers to the franchise's third Stanley Cup in his first season as head coach in 1939-40. He is one of only two men, along with Lester Patrick, who have won three Stanley Cups with the Rangers.

Don Raleigh	1951-52
Wally Hergesheimer	1952-53
Johnny Bower	1953-54
Edgar Laprade	1954-55
Gump Worsley	1955-56
Andy Bathgate	1956-57

## TEAM AWARD WINNERS

Andy Bathgate	1957-58
Andy Bathgate	1958-59
Dean Prentice	1959-60
Gump Worsley	1960-61
Andy Bathgate	1961-62
Gump Worsley	1962-63
Rod Gilbert	1963-64
Harry Howell	1964-65
Harry Howell	1965-66
Harry Howell	1966-67
Rod Gilbert	1967-68
Ed Giacomin	1968-69
Walter Tkaczuk	1969-70
Dave Balon	1970-71
Jean Ratelle	1971-72
Jean Ratelle	1972-73
Brad Park	1973-74
Rod Gilbert	1974-75
Rod Gilbert	1975-76
Rod Gilbert	1976-77
Pat Hickey	1977-78
Phil Esposito	1978-79
Phil Esposito	1979-80
Eddie Johnstone	1980-81
Nick Fotiu	1981-82
Mark Pavelich	1982-83
Barry Beck and Nick Fotiu	1983-84
Anders Hedberg and Mike Rogers	1984-85
John Vanbiesbrouck	1985-86
Walt Poddubny	1986-87
Walt Poddubny	1987-88
Guy Lafleur	1988-89
Brian Mullen	1989-90
Mike Richter	1990-91
Mark Messier	1991-92
Mike Gartner	1992-93
Adam Graves	1993-94
Mark Messier	1994-95
Mark Messier	1995-96
Mark Messier	1996-97
Wayne Gretzky	1997-98
Mike Richter	1998-99
Mike Richter	1999-00
Brian Leetch	2000-01
Mike Richter	2001-02
Mike Dunham	2002-03
Eric Lindros	2003-04
Jaromir Jagr	2005-06
Henrik Lundqvist	2006-07
Sean Avery	2007-08
Blair Betts	2008-09
Henrik Lundqvist	2009-10

### RANGERS FAN CLUB ROOKIE OF THE YEAR

John Vanbiesbrouck	1984-85
Mike Ridley	1985-86
Terry Carkner	1986-87
Ulf Dahlen	1987-88
Brian Leetch and Tony Granato	1988-89
Darren Turcotte	1989-90
Mike Richter	1990-91
Tony Amonte	1991-92
Sergei Zubov	1992-93
Alexander Karpovtsev	1993-94
Mike York	1999-00
Tomas Kloucek	2000-01
Dan Blackburn	2001-02
Jamie Lundmark	2002-03
Jed Ortmeyer	2003-04
Henrik Lundqvist	2005-06
Dan Girardi	2006-07
Brandon Dubinsky	2007-08
Lauri Korpikoski	2008-09
Michael Del Zotto	2009-10

### RANGERS FAN CLUB CEIL SAIDEL MEMORIAL AWARD (FOR DEDICATION TO THE ORGANIZATION ON AND OFF THE ICE)

The Ceil Saidel Memorial Award was given annually to recognize a player, as chosen by members of the Rangers Fan Club, for their dedication to the organization on and off the ice. The award, which was first presented in 1994-95, bears the name of

Ceil Saidel, who was a longtime Rangers season ticket holder and member of the Fan Club since its inception in 1951. During the 1994 Stanley Cup Playoffs, Saidel's life was taken suddenly in an attempted robbery.

Adam Graves	1994-95
Adam Graves and Glenn Healy	1995-96
Adam Graves	1996-97
Adam Graves	1997-98
Adam Graves	1998-99
Adam Graves	1999-00
Adam Graves	2000-01
Brian Leetch	2001-02
Brian Leetch	2002-03
Mark Messier	2003-04
Henrik Lundqvist	2005-06
Brendan Shanahan	2006-07
Brendan Shanahan	2007-08
Henrik Lundqvist	2008-09
Erik Christensen	2009-10

### "CRUMB BUM" AWARD (FOR SERVICE TO NEW YORK YOUNGSTERS)

Ed Hospodar	1981
Barry Beck	1982
Nick Fotiu	1983
Dave and Don Maloney	1984
Ron Greschner	1985
John Vanbiesbrouck	1987
Pierre Larouche	1988
Guy Lafleur	1989
Carey Wilson	1990
Mike Gartner	1991
Kris King	1992
Adam Graves	1993
Brian Leetch	1994
Mark Messier	1995
Jeff Beukeboom	1996
Mike Richter	1997
Rod Gilbert	1999
Matthew Barnaby	2004

### ROD GILBERT "MR. RANGER" AWARD

Beginning with the 2021-22 season, the Rod Gilbert "Mr. Ranger" Award recognizes the Rangers player "who best honors Rod's legacy by exemplifying leadership qualities both on and off the ice and making a significant humanitarian contribution to his community."

Chris Kreider	2021-22
Jacob Trouba	2022-23
Adam Fox	2023-24







**IN THE PAST**

## SPECIAL TEAMS STATISTICS YEAR-BY-YEAR

YEAR	POWER PLAY				PENALTY KILLING			
	PPG	ADV	PCT	SHGA	PPGA	TSH	PCT	SHG
1967-68	46	217	21.2	7	42	223	81.2	1
1968-69	56	275	20.4	9	35	223	84.3	4
1969-70	52	295	17.6	7	40	269	85.1	7
1970-71	60	234	25.6	3	41	253	83.8	5
1971-72	60	257	23.3	10	44	282	84.4	14
1972-73	54	238	22.7	5	39	250	84.4	5
1973-74	66	222	29.7	2	45	239	81.2	9
1974-75	84	296	28.4	7	54	295	81.7	6
1975-76	67	323	20.7	11	68	277	75.5	3
1976-77	60	290	20.7	16	55	268	79.5	6
1977-78	78	271	28.8	6	48	243	80.2	10
1978-79	74	310	23.9	12	78	308	74.7	9
1979-80	78	304	25.7	7	54	304	82.2	8
1980-81	63	354	17.8	12	83	389	78.7	14
1981-82	68	306	22.2	12	75	316	76.3	7
1982-83	72	314	22.9	8	76	309	75.4	12
1983-84	74	295	25.1	11	76	347	78.1	12
1984-85	72	300	24.0	8	64	330	80.6	9
1985-86	73	363	20.1	4	81	364	77.7	9
1986-87	75	377	19.9	15	72	381	81.1	12
1987-88	111	491	22.6	11	82	423	80.6	6
1988-89	85	457	18.6	17	85	369	77.0	13
1989-90	103	442	23.3	8	77	362	78.7	7
1990-91	92	389	23.7	10	73	362	79.8	9
1991-92	81	387	20.9	12	60	395	84.8	14
1992-93	77	420	18.3	18	84	446	81.2	12
1993-94	96	417	23.0	5	67	435	84.6	20
1994-95	40	200	20.0	3	34	211	83.9	5
1995-96	85	429	19.8	11	89	495	82.0	6
1996-97	63	287	22.0	5	69	344	79.9	15
1997-98	62	351	17.7	13	55	377	85.4	0
1998-99	71	348	20.4	9	48	336	85.7	7
1999-00	55	325	16.9	9	49	292	83.2	5
2000-01	65	363	17.9	12	86	400	78.5	16
2001-02	48	326	14.7	5	80	398	79.9	8
2002-03	55	339	16.2	8	73	388	81.2	8
2003-04	46	322	14.3	8	80	388	79.4	6
2005-06	83	440	18.9	9	79	486	83.7	4
2006-07	75	406	18.5	6	65	400	83.8	11
2007-08	61	370	16.5	6	53	343	84.5	4
2008-09	48	346	13.9	14	40	329	87.8	9
2009-10	55	301	18.3	7	50	318	84.3	5
2010-11	49	290	16.9	5	42	257	83.7	11
2011-12	44	280	15.7	4	36	260	86.2	8
2012-13	24	153	15.7	4	28	148	81.1	5
2013-14	48	264	18.2	7	34	232	85.3	10
2014-15	39	232	16.8	6	37	235	84.3	9
2015-16	42	226	18.6	5	53	243	78.2	3
2016-17	47	233	20.2	5	45	223	79.8	9
2017-18	51	241	21.2	5	46	247	81.4	5
2018-19	44	227	19.4	4	58	266	78.2	7
2019-20	52	227	22.9	6	52	230	77.4	8
2020-21	37	179	20.7	4	30	169	82.2	8
2021-22	55	218	25.2	2	40	226	82.3	8
2022-23	59	245	24.1	5	42	223	81.2	8
2023-24	65	246	26.4	6	36	232	84.5	8



## LONGEST TEAM STREAKS YEAR-BY-YEAR

YEAR	WINNING STREAK	POINT STREAK	LOSING STREAK	WINLESS STREAK
1926-27	5 3/15 - 3/25	7 3/5 - 3/25	3 12/23 - 12/28	3 (2x) last - 3/1 - 3/13
1927-28	4 1/22 - 1/31	4 (2x) last - 2/23 - 2/28	2 (3x) last - 3/6 - 3/8	5 2/4 - 2/19
1928-29	4 12/11 - 12/20	6 (2x) last - 12/30 - 1/13	2 (3x) last - 3/5 - 3/10	4 (2x) last - 2/5 - 2/14
1929-30	4 1/14 - 1/23	4 (2x) last - 2/27 - 3/4	3 1/7 - 1/12	8 2/18 - 3/11
1930-31	3 12/23 - 12/28	5 12/20 - 12/30	4 1/18 - 1/29	8 1/11 - 1/31
1931-32	4 12/22 - 1/1	11 12/10 - 1/5	2 (5x) last - 3/15 - 3/17	5 2/9 - 2/21
1932-33	3 12/6 - 12/11	6 12/6 - 12/17	3 3/16 - 3/21	4 3/14 - 3/21
1933-34	3 (2x) last - 1/23 - 1/28	6 12/14 - 12/28	2 (4x) last - 3/15 - 3/17	3 (2x) last - 3/6 - 3/11
1934-35	5 1/27 - 2/5	13 1/3 - 2/5	4 (2x) last - 2/26 - 3/7	5 2/24 - 3/7
1935-36	4 3/12 - 3/22	9 1/28 - 2/25	4 1/18 - 1/26	6 2/25 - 3/10
1936-37	3 12/20 - 12/29	5 1/24 - 2/4	3 (3x) last - 3/11 - 3/16	5 (2x) last - 1/28 - 2/7
1937-38	5 (2x) last - 2/1 - 2/13	7 12/5 - 12/23	3 (2x) last - 2/17 - 2/22	4 11/21 - 12/2
1938-39	4 11/13 - 11/20	4 (3x) last - 1/31 - 2/5	3 2/26 - 3/5	5 2/25 - 3/7
1939-40	10 12/19 - 1/13	19 11/23 - 1/13	2 (2x) last - 2/18 - 2/22	4 11/5 - 11/16
1940-41	5 2/18 - 3/1	5 2/18 - 3/1	4 2/11 - 2/16	4 2/11 - 2/16
1941-42	7 1/18 - 2/5	7 (2x) last - 1/18 - 2/5	4 (2x) last - 2/10 - 2/17	4 (2x) last - 2/10 - 2/17
1942-43	3 12/25 - 12/29	3 12/25 - 12/29	5 1/10 - 1/21	19 12/31 - 2/20
1943-44	2 (3x) last - 1/16 - 1/22	2 (3x) last - 1/16 - 1/22	11 10/30 - 11/27	21 1/23 - 3/19
1944-45	2 (2x) last - 2/18 - 2/22	5 12/31 - 1/11	6 3/1 - 3/11	8 2/24 - 3/11
1945-46	2 3/13 - 3/17	4 12/30 - 1/6	5 1/16 - 1/26	6 (2x) last - 12/13 - 12/26
1946-47	3 (2x) last - 1/19 - 1/25	4 12/1 - 12/11	6 3/9 - 3/22	8 11/3 - 11/21
1947-48	4 11/16 - 11/30	7 12/6 - 12/17	5 11/6 - 11/15	7 (2x) last - 3/3 - 3/16
1948-49	3 12/19 - 12/25	6 12/12 - 12/25	5 (2x) last - 3/2 - 3/12	8 3/2 - 3/16
1949-50	4 (2x) last - 2/18 - 2/23	8 2/5 - 2/23	7 (2x) last - 3/11 - 3/22	9 1/8 - 1/28
1950-51	3 (2x) last - 2/11 - 2/15	6 12/10 - 12/24	5 3/14 - 3/21	15 10/19 - 11/19
1951-52	3 1/1 - 1/6	4 (3x) last - 2/17 - 2/24	3 (3x) last - 3/1 - 3/4	5 (4x) last - 2/27 - 3/4
1952-53	2 (3x) last - 3/7 - 3/8	4 2/1 - 2/11	4 10/9 - 10/18	8 11/27 - 12/14
1953-54	4 1/1 - 1/10	4 (2x) last - 2/14 - 2/21	3 (2x) last - 12/26 - 12/29	7 12/2 - 12/13
1954-55	2 (3x) last - 3/12 - 3/13	4 2/9 - 2/16	4 (2x) last - 2/27 - 3/6	14 12/1 - 12/26
1955-56	4 11/30 - 12/7	8 11/20 - 12/7	4 (2x) last - 2/18 - 2/23	4 (4x) last - 2/18 - 2/23
1956-57	3 2/16 - 2/20	7 2/24 - 3/10	6 10/31 - 11/14	10 10/28 - 11/21
1957-58	3 (4x) last - 2/23 - 3/1	9 2/14 - 3/8	5 12/25 - 1/5	8 12/25 - 1/12
1958-59	5 11/8 - 11/19	6 11/8 - 11/22	6 2/7 - 2/18	7 2/7 - 2/21
1959-60	3 12/5 - 12/13	5 3/5 - 3/13	5 1/14 - 1/23	10 1/14 - 2/3
1960-61	2 (5x) last 2/19 - 2/22	5 1/8 - 1/18	5 (2x) last - 12/28 - 1/7	8 10/27 - 11/13
1961-62	3 12/20 - 12/25	7 11/8 - 11/23	10 1/3 - 1/28	10 1/3 - 1/28
1962-63	3 11/18 - 11/22	5 12/27 - 1/5	3 (7x) last - 3/10 - 3/17	6 12/2 - 12/13
1963-64	4 1/1 - 1/9	5 1/25 - 2/2	7 10/31 - 11/16	9 11/28 - 12/14
1964-65	2 (5x) last - 2/27 - 2/28	3 (4x) last - 1/16 - 1/23	4 (4x) last - 2/13 - 2/20	7 (2x) last - 3/6 - 3/21
1965-66	2 (2x) last - 3/2 - 3/3	6 10/30 - 11/11	6 3/16 - 3/31	11 11/25 - 12/18
1966-67	5 12/7 - 12/17	5 (3x) last - 12/7 - 12/17	2 (9x) last - 4/1 - 4/2	9 2/26 - 3/18
1967-68	6 2/24 - 3/6	8 (2x) last - 2/3 - 2/18	3 1/10 - 3/14	4 3/9 - 3/14
1968-69	5 1/23 - 1/30	8 3/2 - 3/19	3 (2x) last - 2/12 - 2/15	8 12/5 - 12/21
1969-70	5 (2x) last - 1/30 - 2/11	14 11/17 - 12/10	3 (2x) last - 3/11 - 3/15	9 2/26 - 3/15
1970-71	7 12/11 - 12/23	11 2/20 - 3/14	3 3/18 - 3/21	4 (2x) last - 1/27 - 2/3
1971-72	7 2/20 - 3/5	16 2/6 - 3/11	2 (2x) last - 4/1 - 4/2	6 3/25 - 4/2
1972-73	10 1/19 - 2/10	16 1/7 - 2/11	4 3/24 - 3/31	5 3/24 - 4/1

## LONGEST TEAM STREAKS YEAR-BY-YEAR

YEAR	WINNING STREAK	POINT STREAK	LOSING STREAK	WINLESS STREAK
1973-74	8 2/16 - 3/6	10 (2x) last - 2/10 - 3/6	4 10/20 - 10/28	4 10/20 - 10/28
1974-75	8 12/27 - 1/11	8 12/27 - 1/11	3 10/31 - 11/5	4 (2x) last - 2/16 - 2/22
1975-76	3 (2x) last - 3/27 - 3/31	7 11/30 - 12/13	4 (2x) last - 3/20 - 3/25	9 2/20 - 3/11
1976-77	3 3/19 - 3/23	9 11/22 - 12/8	4 2/26 - 3/5	5 1/5 - 1/13
1977-78	5 3/22 - 3/29	6 3/19 - 3/29	6 1/20 - 2/1	7 (2x) last - 1/20 - 2/4
1978-79	7 10/22 - 11/5	7 10/22 - 11/5	2 (7x) last - 4/6 - 4/8	4 (2x) last - 3/25 - 4/1
1979-80	5 2/24 - 3/5	7 12/1 - 12/12	3 (3x) last - 3/19 - 3/23	5 (3x) last - 3/19 - 3/28
1980-81	5 12/3 - 12/12	5 12/3 - 12/12	4 10/12 - 10/19	9 10/28 - 11/14
1981-82	5 3/17 - 3/26	9 3/8 - 3/26	3 (2x) last - 10/25 - 10/31	5 11/21 - 11/29
1982-83	5 11/17 - 11/27	7 12/30 - 1/12	4 (2x) last - 3/3 - 3/11	8 1/12 - 1/27
1983-84	5 10/5 - 10/13	6 2/4 - 2/15	4 2/29 - 3/7	5 (3x) last - 2/28 - 3/7
1984-85	4 10/20 - 10/27	4 (2x) last - 12/30 - 1/6	5 1/31 - 2/7	7 1/31 - 2/10
1985-86	6 2/8 - 2/24	6 2/8 - 2/24	4 10/12 - 10/19	4 (3x) last - 1/23 - 1/31
1986-87	4 1/31 - 2/7	6 10/15 - 10/26	4 3/15 - 3/21	5 10/25 - 11/5
1987-88	4 (2x) last - 2/25 - 3/2	7 12/26 - 1/6	8 10/28 - 11/14	9 10/26 - 11/14
1988-89	7 10/16 - 10/30	7 (2x) last - 12/23 - 1/7	5 (2x) last - 3/26 - 4/2	5 (2x) last - 3/26 - 4/2
1989-90	4 2/23 - 3/2	8 10/15 - 10/28	4 12/10 - 12/17	11 12/9 - 12/31
1990-91	6 10/20 - 10/31	10 11/7 - 11/26	8 3/7 - 3/23	8 3/7 - 3/23
1991-92	7 12/13 - 12/26	8 (2x) last - 3/11 - 3/24	3 (2x) last - 3/4 - 3/9	3 (2x) last - 3/4 - 3/9
1992-93	4 12/6 - 12/13	5 10/18 - 10/26	7 4/5 - 4/16	7 4/5 - 4/16
1993-94	7 10/30 - 11/13	14 10/24 - 11/24	3 (2x) last - 1/5 - 1/10	3 (3x) last - 3/10 - 3/14
1994-95	3 4/12 - 4/16	4 2/26 - 3/3	7 3/11 - 3/30	7 3/11 - 3/30
1995-96	4 (2x) last - 11/29 - 12/4	10 11/27 - 12/13	5 4/7 - 4/14	5 (2x) last - 4/7 - 4/14
1996-97	5 12/13 - 12/22	7 11/26 - 12/9	3 (5x) last - 2/21 - 3/1	8 2/9 - 3/1
1997-98	3 11/14 - 11/18	5 10/3 - 10/11	4 3/21 - 3/26	8 (2x) last - 3/21 - 4/4
1998-99	5 11/29 - 12/7	6 (2x) last - 11/27 - 12/27	4 (2x) last - 1/15 - 1/21	5 10/9 - 10/17
1999-00	7 1/15 - 1/25	7 1/15 - 1/25	5 3/19 - 3/27	9 3/19 - 4/9
2000-01	4 3/28 - 4/1	5 (2x) last - 2/9 - 2/19	6 12/20 - 1/4	9 12/20 - 1/13
2001-02	6 11/3 - 11/14	6 11/3 - 11/14	6 12/31 - 1/12	9 12/31 - 1/17
2002-03	3 (2x) last - 3/17 - 3/22	5 2/25 - 3/7	5 (2x) last - 1/25 - 2/5	7 1/25 - 2/8
2003-04	2 (4x) last - 12/29 - 12/30	4 11/23 - 11/28	8 3/12 - 3/25	8 3/12 - 3/25
2005-06	7 2/1 - 3/2	9 1/28 - 3/2	5 4/9 - 4/18	6 3/4 - 3/14
2006-07	5 (2x) last - 3/17 - 3/25	7 2/27 - 3/11	7 12/16 - 12/29	7 12/16 - 12/29
2007-08	5 11/8 - 11/17	13 2/9 - 3/10	3 12/3 - 12/7	5 1/2 - 1/10
2008-09	5 10/4 - 10/13	5 10/4 - 10/13	2 (7x) last - 4/2 - 4/4	5 1/28 - 2/9
2009-10	7 10/3 - 10/17	7 (2x) last - 12/31 - 1/12	5 1/21 - 1/30	5 (3x) last - 1/21 - 1/30
2010-11	5 3/12 - 3/22	4 3/12 - 3/26	4 2/3 - 2/11	6 1/25 - 2/11
2011-12	7 10/31 - 11/15	8 10/29 - 11/15	3 3/6 - 3/9	3 3/6 - 3/9
2012-13	4 2/28 - 3/7	5 2/7 - 2/17	3 3/12 - 3/16	4 2/19 - 2/26
2013-14	5 3/18 - 3/26	5 (2x) last - 3/18 - 3/26	3 (2x) last - 12/8 - 12/12	4 12/7 - 12/12
2014-15	8 12/8 - 12/27	10 2/8 - 2/26	3 10/11 - 10/14	3 (2x) last - 11/13 - 11/17
2015-16	9 10/25 - 11/15	13 10/18 - 11/15	3 (2x) last - 12/17 - 12/20	3 (5x) last - 3/27 - 4/2
2016-17	6 2/2 - 2/13	6 2/2 - 2/13	3 1/13 - 1/17	3 (2x) last - 3/26 - 3/31
2017-18	6 10/31 - 11/11	6 10/31 - 11/11	6 2/13 - 2/23	7 2/13 - 2/25
2018-19	4 10/30 - 11/6	7 10/30 - 11/12	5 1/2 - 1/10	6 2/24 - 3/7
2019-20	5 2/19 - 2/27	5 (2x) last - 2/19 - 2/27	4 10/12 - 10/20	5 10/12 - 10/22
2020-21	4 4/13 - 4/18	6 4/9 - 4/18	5 4/29 - 5/6	5 4/29 - 5/6
2021-22	7 11/21 - 12/7	7 11/21 - 12/7	3 4/23 - 4/27	3 (2x) last - 4/23 - 4/27
2022-23	7 (2x) last - 1/27 - 2/17	10 1/23 - 2/18	3 (2x) last - 2/20 - 2/25	4 (2x) last - 2/18 - 2/25
2023-24	10 1/27 - 2/24	11 10/21 - 11/18	3 1/8 - 1/13	4 1/6 - 1/13

## ALL-TIME RECORD YEAR-BY-YEAR

YEAR	GP	W	L	T	OT	GF	GA	PTS	FINISHED	DIVISION CHAMPION
1926-27	44	25	13	6	-	95	72	56	1st	RANGERS
1927-28	44	19	16	9	-	94	79	47	2nd	Boston
1928-29	44	21	13	10	-	72	65	52	2nd	Boston
1929-30	44	17	17	10	-	136	143	44	3rd	Boston
1930-31	44	19	16	9	-	106	87	47	3rd	Boston
1931-32	48	23	17	8	-	134	112	54	1st	RANGERS
1932-33	48	23	17	8	-	135	107	54	3rd	Boston
1933-34	48	21	19	8	-	120	113	50	3rd	Detroit
1934-35	48	22	20	6	-	137	139	50	3rd	Boston
1935-36	48	19	17	12	-	91	96	50	4th	Detroit
1936-37	48	19	20	9	-	117	106	47	3rd	Detroit
1937-38	48	27	15	6	-	149	96	60	2nd	Boston
1938-39	48	26	16	6	-	149	105	58	2nd	Boston
1939-40	48	27	11	10	-	136	77	64	2nd	Boston
1940-41	48	21	19	8	-	143	125	50	4th	Boston
1941-42	48	29	17	2	-	177	143	60	1st	RANGERS**
1942-43	50	11	31	8	-	161	253	30	6th	Detroit
1943-44	50	6	39	5	-	162	310	17	6th	Montreal
1944-45	50	11	29	10	-	154	247	32	6th	Montreal
1945-46	50	13	28	9	-	144	191	35	6th	Montreal
1946-47	60	22	32	6	-	167	186	50	5th	Montreal
1947-48	60	21	26	13	-	176	201	55	4th	Toronto
1948-49	60	18	31	11	-	133	172	47	6th	Detroit
1949-50	70	28	31	11	-	170	189	67	4th	Detroit
1950-51	70	20	29	21	-	169	201	61	5th	Detroit
1951-52	70	23	34	13	-	192	219	59	5th	Detroit
1952-53	70	17	37	16	-	152	211	50	6th	Detroit
1953-54	70	29	31	10	-	161	182	68	5th	Detroit
1954-55	70	17	35	18	-	150	210	52	5th	Detroit
1955-56	70	32	28	10	-	204	203	74	3rd	Montreal
1956-57	70	26	30	14	-	184	227	66	4th	Detroit
1957-58	70	32	25	13	-	195	188	77	2nd	Montreal
1958-59	70	26	32	12	-	201	217	64	5th	Montreal
1959-60	70	17	38	15	-	187	247	49	6th	Montreal
1960-61	70	22	38	10	-	204	248	54	5th	Montreal
1961-62	70	26	32	12	-	195	207	64	4th	Montreal
1962-63	70	22	36	12	-	211	233	56	5th	Toronto
1963-64	70	22	38	10	-	186	242	54	5th	Montreal
1964-65	70	20	38	12	-	179	246	52	5th	Detroit
1965-66	70	18	41	11	-	195	261	47	6th	Montreal
1966-67	70	30	28	12	-	188	189	72	4th	Chicago
1967-68	74	39	23	12	-	226	183	90	2nd	Montreal
1968-69	76	41	26	9	-	231	196	91	3rd	Montreal
1969-70	76	38	22	16	-	246	189	92	4th	Chicago
1970-71	78	49	18	11	-	259	177	109	2nd	Boston
1971-72	78	48	17	13	-	317	192	109	2nd	Boston
1972-73	78	47	23	8	-	297	208	102	3rd	Montreal

Note - The NHL did not have divisions with seven teams in the league from 1938-39 - 1941-42, or with six teams in the league from 1942-43 - 1966-67. The Division standing and champion for these years reflects the overall league standings.

\* Beginning in 2005-06, the NHL instituted the shootout to follow a scoreless five-minute overtime to eliminate ties. The winning team in the shootout gains two points and a win in the standings, while the losing team receives one point, recorded as an "OTL" in the standings.

\*\* Also finished with the best regular season record in the NHL

\*\*\* Also finished with the best regular season record in the Eastern Conference

^ 2019-20 regular season ended early due to COVID-19 pandemic

## ALL-TIME RECORD YEAR-BY-YEAR

YEAR	GP	W	L	T	OT	GF	GA	PTS	FINISHED	DIVISION CHAMPION
1973-74	78	40	24	14	-	300	251	94	3rd	Boston
1974-75	80	37	29	14	-	319	276	88	2nd	Philadelphia
1975-76	80	29	42	9	-	262	333	67	4th	Philadelphia
1976-77	80	29	37	14	-	272	310	72	4th	Philadelphia
1977-78	80	30	37	13	-	279	280	73	4th	NY Islanders
1978-79	80	40	29	11	-	316	292	91	3rd	NY Islanders
1979-80	80	38	32	10	-	308	284	86	3rd	Philadelphia
1980-81	80	30	36	14	-	312	317	74	4th	NY Islanders
1981-82	80	39	27	14	-	316	306	92	2nd	NY Islanders
1982-83	80	35	35	10	-	306	287	80	4th	Philadelphia
1983-84	80	42	29	9	-	314	304	93	4th	NY Islanders
1984-85	80	26	44	10	-	295	345	62	4th	Philadelphia
1985-86	80	36	38	6	-	280	276	78	4th	Philadelphia
1986-87	80	34	38	8	-	307	323	76	4th	Philadelphia
1987-88	80	36	34	10	-	300	283	82	5th	NY Islanders
1988-89	80	37	35	8	-	310	307	82	3rd	Washington
1989-90	80	36	31	13	-	279	267	85	1st	RANGERS
1990-91	80	36	31	13	-	297	265	85	2nd	Pittsburgh
1991-92	80	50	25	5	-	321	246	105	1st	RANGERS**
1992-93	84	34	39	11	-	304	308	79	6th	Pittsburgh
1993-94	84	52	24	8	-	299	231	112	1st	RANGERS**
1994-95	48	22	23	3	-	139	134	47	4th	Philadelphia
1995-96	82	41	27	14	-	272	237	96	2nd	Philadelphia
1996-97	82	38	34	10	-	258	231	86	4th	New Jersey
1997-98	82	25	39	18	-	197	231	68	5th	New Jersey
1998-99	82	33	38	11	-	217	227	77	4th	New Jersey
1999-00	82	29	38	12	3	218	246	73	4th	Philadelphia
2000-01	82	33	43	5	1	250	290	72	4th	New Jersey
2001-02	82	36	38	4	4	227	258	80	4th	Philadelphia
2002-03	82	32	36	10	4	210	231	78	4th	New Jersey
2003-04	82	27	40	7	8	206	250	69	4th	Philadelphia
2005-06	82	44	26	-	12	257	215	100	3rd	New Jersey
2006-07	82	42	30	-	10	242	216	94	3rd	New Jersey
2007-08	82	42	27	-	13	213	199	97	3rd	Pittsburgh
2008-09	82	43	30	-	9	210	218	95	4th	New Jersey
2009-10	82	38	33	-	11	222	218	87	4th	New Jersey
2010-11	82	44	33	-	5	233	198	93	3rd	Philadelphia
2011-12	82	51	24	-	7	226	187	109	1st	RANGERS***
2012-13	48	26	18	-	4	130	112	56	2nd	Pittsburgh
2013-14	82	45	31	-	6	218	193	96	2nd	Pittsburgh
2014-15	82	53	22	-	7	252	192	113	1st	RANGERS**
2015-16	82	46	27	-	9	236	217	101	3rd	Washington
2016-17	82	48	28	-	6	256	220	102	4th	Washington
2017-18	82	34	39	-	9	231	268	77	8th	Washington
2018-19	82	32	36	-	14	227	272	78	7th	Washington
2019-20 <sup>^</sup>	70	37	28	-	5	234	222	79	7th	Washington
2020-21	56	27	23	-	6	177	157	60	5th	Pittsburgh
2021-22	82	52	24	-	6	250	204	110	2nd	Carolina
2022-23	82	47	22	-	13	277	219	107	3rd	Carolina
2023-24	82	55	23	-	4	278	226	114	1st	RANGERS**

## ALL-TIME HOME AND AWAY RECORD YEAR-BY-YEAR

YEAR	HOME									AWAY							
	GP	W	L	T	OT	GF	GA	PTS	GP	W	L	T	OT	GF	GA	PTS	
1926-27	22	13	5	4	-	46	31	30	22	12	8	2	-	49	41	26	
1927-28	22	10	8	4	-	47	36	24	22	9	8	5	-	47	43	23	
1928-29	22	12	6	4	-	32	21	28	22	9	7	6	-	40	44	24	
1929-30	22	11	5	6	-	79	54	28	22	6	12	4	-	57	89	16	
1930-31	22	10	9	3	-	58	43	23	22	9	7	6	-	48	44	24	
1931-32	24	13	7	4	-	66	54	30	24	10	10	4	-	68	58	24	
1932-33	24	12	7	5	-	64	55	29	24	11	10	3	-	71	52	25	
1933-34	24	11	7	6	-	58	47	28	24	10	12	2	-	62	66	22	
1934-35	24	11	8	5	-	69	64	27	24	11	12	1	-	68	75	23	
1935-36	24	11	6	7	-	49	42	29	24	8	11	5	-	42	54	21	
1936-37	24	9	7	8	-	55	46	26	24	10	13	1	-	62	60	21	
1937-38	24	15	5	4	-	79	50	34	24	12	10	2	-	70	46	26	
1938-39	24	13	8	3	-	70	48	29	24	13	8	3	-	79	57	29	
1939-40	24	17	4	3	-	82	33	37	24	10	7	7	-	54	44	27	
1940-41	24	13	7	4	-	85	60	30	24	8	12	4	-	58	65	20	
1941-42	24	15	8	1	-	97	72	31	24	14	9	1	-	80	71	29	
1942-43	25	7	13	5	-	83	112	19	25	4	18	3	-	78	141	11	
1943-44	25	4	17	4	-	78	137	12	25	2	22	1	-	84	173	5	
1944-45	25	7	11	7	-	77	101	21	25	4	18	3	-	77	146	11	
1945-46	25	8	12	5	-	72	85	21	25	5	16	4	-	72	106	14	
1946-47	30	11	14	5	-	106	100	27	30	11	18	1	-	61	86	23	
1947-48	30	11	12	7	-	90	96	29	30	10	14	6	-	86	105	26	
1948-49	30	13	12	5	-	77	65	31	30	5	19	6	-	56	107	16	
1949-50	35	19	12	4	-	89	73	42	35	9	19	7	-	81	116	25	
1950-51	35	14	11	10	-	98	97	38	35	6	18	11	-	71	104	23	
1951-52	35	16	13	6	-	112	97	38	35	7	21	7	-	80	122	21	
1952-53	35	11	14	10	-	89	90	32	35	6	23	6	-	63	121	18	
1953-54	35	18	12	5	-	95	90	41	35	11	19	5	-	66	92	27	
1954-55	35	10	12	13	-	86	93	33	35	7	23	5	-	64	117	19	
1955-56	35	20	7	8	-	122	78	48	35	12	21	2	-	82	125	26	
1956-57	35	15	12	8	-	103	97	38	35	11	18	6	-	81	130	28	
1957-58	35	14	15	6	-	92	93	34	35	18	10	7	-	103	95	43	
1958-59	35	14	16	5	-	108	110	33	35	12	16	7	-	93	107	31	
1959-60	35	10	15	10	-	103	105	30	35	7	23	5	-	84	142	19	
1960-61	35	15	15	5	-	102	95	35	35	7	23	5	-	102	153	19	
1961-62	35	16	11	8	-	105	91	40	35	10	21	4	-	90	116	24	
1962-63	35	12	17	6	-	107	110	30	35	10	19	6	-	104	123	26	
1963-64	35	14	13	8	-	97	102	36	35	8	25	2	-	89	140	18	
1964-65	35	8	19	8	-	94	132	24	35	12	19	4	-	85	114	28	
1965-66	35	12	16	7	-	95	104	31	35	6	25	4	-	100	157	16	
1966-67	35	18	12	5	-	100	81	41	35	12	16	7	-	88	108	31	
1967-68	37	22	8	7	-	118	87	51	37	17	15	5	-	108	96	39	
1968-69	38	27	7	4	-	131	74	58	38	14	19	5	-	100	122	33	
1969-70	38	22	8	8	-	125	84	52	38	16	14	8	-	121	105	40	
1970-71	39	30	2	7	-	150	71	67	39	19	16	4	-	109	106	42	
1971-72	39	26	6	7	-	173	88	59	39	22	11	6	-	144	104	50	
1972-73	39	26	8	5	-	162	84	57	39	21	15	3	-	135	124	45	

\* Beginning in 2005-06, the NHL instituted the shootout to follow a scoreless five-minute overtime to eliminate ties. The winning team in the shootout gains two points and a win in the standings, while the losing team receives one point, recorded as an "OTL" in the standings.

## ALL-TIME HOME AND AWAY RECORD YEAR-BY-YEAR

YEAR	HOME								AWAY							
	GP	W	L	T	OT	GF	GA	PTS	GP	W	L	T	OT	GF	GA	PTS
1973-74	39	26	7	6	-	166	102	58	39	14	17	8	-	134	149	36
1974-75	40	21	11	8	-	174	120	50	40	16	18	6	-	145	156	38
1975-76	40	16	16	8	-	134	136	40	40	13	26	1	-	128	197	27
1976-77	40	17	18	5	-	139	147	39	40	12	19	9	-	133	163	33
1977-78	40	18	15	7	-	157	138	43	40	12	22	6	-	122	142	30
1978-79	40	19	13	8	-	161	140	46	40	21	16	3	-	155	152	45
1979-80	40	22	10	8	-	168	129	52	40	16	22	2	-	140	155	34
1980-81	40	17	13	10	-	166	143	44	40	13	23	4	-	146	174	30
1981-82	40	19	15	6	-	162	154	44	40	20	12	8	-	154	152	48
1982-83	40	24	13	3	-	186	135	51	40	11	22	7	-	120	152	29
1983-84	40	27	12	1	-	169	145	55	40	15	17	8	-	145	159	38
1984-85	40	16	18	6	-	150	153	38	40	10	26	4	-	145	192	24
1985-86	40	20	18	2	-	147	123	42	40	16	20	4	-	133	153	36
1986-87	40	18	18	4	-	152	156	40	40	16	20	4	-	155	167	36
1987-88	40	22	13	5	-	160	125	49	40	14	21	5	-	140	158	33
1988-89	40	21	17	2	-	160	147	44	40	16	18	6	-	150	160	38
1989-90	40	20	11	9	-	147	119	49	40	16	20	4	-	132	148	36
1990-91	40	22	11	7	-	161	114	51	40	14	20	6	-	136	151	34
1991-92	40	28	8	4	-	170	106	60	40	22	17	1	-	151	140	45
1992-93	42	20	17	5	-	158	142	45	42	14	22	6	-	146	166	34
1993-94	42	28	8	6	-	153	111	62	42	24	16	2	-	146	120	50
1994-95	24	11	10	3	-	80	72	25	24	11	13	0	-	59	62	22
1995-96	41	22	10	9	-	150	122	53	41	19	17	5	-	122	115	43
1996-97	41	21	14	6	-	139	110	48	41	17	20	4	-	119	121	38
1997-98	41	14	18	9	-	102	103	37	41	11	21	9	-	95	128	31
1998-99	41	17	19	5	-	105	102	39	41	16	19	6	-	112	125	38
1999-00	41	15	20	5	1	109	123	36	41	14	18	7	2	109	123	37
2000-01	41	17	20	3	1	125	136	38	41	16	23	2	0	125	154	34
2001-02	41	19	19	2	1	119	129	41	41	17	19	2	3	108	129	39
2002-03	41	17	18	4	2	100	107	40	41	15	18	6	2	110	124	38
2003-04	41	13	21	3	4	108	123	33	41	14	19	4	4	98	127	36
2005-06	41	25	10	-	6	126	94	56	41	19	16	-	6	131	121	44
2006-07	41	21	15	-	5	123	105	47	41	21	15	-	5	110	106	47
2007-08	41	25	13	-	3	106	90	53	41	17	14	-	10	107	109	44
2008-09	41	26	11	-	4	114	93	56	41	17	19	-	5	96	124	39
2009-10	41	18	17	-	6	123	113	42	41	20	16	-	5	98	105	45
2010-11	41	20	17	-	4	127	101	44	41	24	16	-	1	106	97	49
2011-12	41	27	12	-	2	115	88	56	41	24	12	-	5	111	99	53
2012-13	24	16	6	-	2	77	51	34	24	10	12	-	2	53	61	22
2013-14	41	20	17	-	4	105	93	44	41	25	14	-	2	113	100	52
2014-15	41	25	11	-	5	125	99	55	41	28	11	-	2	127	93	58
2015-16	41	27	10	-	4	130	101	58	41	19	17	-	5	106	116	43
2016-17	41	21	16	-	4	129	123	46	41	27	12	-	2	127	97	56
2017-18	41	21	16	-	4	126	127	46	41	13	23	-	5	105	141	31
2018-19	41	18	14	-	9	116	117	45	41	14	22	-	5	111	155	33
2019-20	36	18	16	-	2	123	117	38	34	19	12	-	3	111	105	41
2020-21	28	14	11	-	3	96	79	31	28	13	12	-	3	81	78	29
2021-22	41	27	10	-	4	129	93	58	41	25	14	-	2	121	111	52
2022-23	41	23	13	-	5	140	114	51	41	24	9	-	8	133	102	56
2023-24	41	30	11	-	0	139	110	60	41	25	12	-	4	139	116	54



## ALL-TIME DIVISION OPPONENTS YEAR-BY-YEAR

YEAR	DIVISION	DIVISION OPPONENTS	GAMES VS. DIVISION
1926-27	American	Boston, Chicago, Detroit, Pittsburgh	24
1927-28	American	Boston, Chicago, Detroit, Pittsburgh	24
1928-29	American	Boston, Chicago, Detroit, Pittsburgh	24
1929-30	American	Boston, Chicago, Detroit, Pittsburgh	24
1930-31	American	Boston, Chicago, Detroit, Philadelphia	24
1931-32	American	Boston, Chicago, Detroit	24
1932-33	American	Boston, Chicago, Detroit	18
1933-34	American	Boston, Chicago, Detroit	18
1934-35	American	Boston, Chicago, Detroit	18
1935-36	American	Boston, Chicago, Detroit	24
1936-37	American	Boston, Chicago, Detroit	24
1937-38	American	Boston, Chicago, Detroit	24
1938-39	-	-	-
1939-40	-	-	-
1940-41	-	-	-
1941-42	-	-	-
1942-43	-	-	-
1943-44	-	-	-
1944-45	-	-	-
1945-46	-	-	-
1946-47	-	-	-
1947-48	-	-	-
1948-49	-	-	-
1949-50	-	-	-
1950-51	-	-	-
1951-52	-	-	-
1952-53	-	-	-
1953-54	-	-	-
1954-55	-	-	-
1955-56	-	-	-
1956-57	-	-	-
1957-58	-	-	-
1958-59	-	-	-
1959-60	-	-	-
1960-61	-	-	-
1961-62	-	-	-
1962-63	-	-	-
1963-64	-	-	-
1964-65	-	-	-
1965-66	-	-	-
1966-67	-	-	-
1967-68	East	Boston, Chicago, Detroit, Montreal, Toronto	50
1968-69	East	Boston, Chicago, Detroit, Montreal, Toronto	40
1969-70	East	Boston, Chicago, Detroit, Montreal, Toronto	40
1970-71	East	Boston, Buffalo, Detroit, Montreal, Toronto, Vancouver	36
1971-72	East	Boston, Buffalo, Detroit, Montreal, Toronto, Vancouver	36
1972-73	East	Boston, Buffalo, Detroit, Montreal, NY Islanders, Toronto, Vancouver	38

Note - The NHL did not have divisions with seven teams in the league from 1938-39 - 1941-42, or with six teams in the league from 1942-43 - 1966-67. The Division standing and champion for these years reflects the overall league standings.

From 1926-27 - 1929-30, "Pittsburgh" refers to the Pittsburgh Pirates.

In 1930-31, "Philadelphia" refers to the Philadelphia Quakers.

From 1974-75 - 1979-80, "Atlanta" refers to the Atlanta Flames.

^ 2019-20 regular season ended early due to COVID-19 pandemic

## ALL-TIME DIVISION OPPONENTS YEAR-BY-YEAR

YEAR	DIVISION	DIVISION OPPONENTS	GAMES VS. DIVISION
1973-74	East	Boston, Buffalo, Detroit, Montreal, NY Islanders, Toronto, Vancouver	38
1974-75	Patrick	Atlanta, NY Islanders, Philadelphia	18
1975-76	Patrick	Atlanta, NY Islanders, Philadelphia	18
1976-77	Patrick	Atlanta, NY Islanders, Philadelphia	18
1977-78	Patrick	Atlanta, NY Islanders, Philadelphia	18
1978-79	Patrick	Atlanta, NY Islanders, Philadelphia	24
1979-80	Patrick	Atlanta, NY Islanders, Philadelphia, Washington	16
1980-81	Patrick	Calgary, NY Islanders, Philadelphia, Washington	16
1981-82	Patrick	NY Islanders, Philadelphia, Pittsburgh, Washington	32
1982-83	Patrick	New Jersey, NY Islanders, Philadelphia, Pittsburgh, Washington	35
1983-84	Patrick	New Jersey, NY Islanders, Philadelphia, Pittsburgh, Washington	35
1984-85	Patrick	New Jersey, NY Islanders, Philadelphia, Pittsburgh, Washington	35
1985-86	Patrick	New Jersey, NY Islanders, Philadelphia, Pittsburgh, Washington	35
1986-87	Patrick	New Jersey, NY Islanders, Philadelphia, Pittsburgh, Washington	35
1987-88	Patrick	New Jersey, NY Islanders, Philadelphia, Pittsburgh, Washington	35
1988-89	Patrick	New Jersey, NY Islanders, Philadelphia, Pittsburgh, Washington	35
1989-90	Patrick	New Jersey, NY Islanders, Philadelphia, Pittsburgh, Washington	35
1990-91	Patrick	New Jersey, NY Islanders, Philadelphia, Pittsburgh, Washington	35
1991-92	Patrick	New Jersey, NY Islanders, Philadelphia, Pittsburgh, Washington	35
1992-93	Patrick	New Jersey, NY Islanders, Philadelphia, Pittsburgh, Washington	37
1993-94	Atlantic	Florida, New Jersey, NY Islanders, Philadelphia, Tampa Bay, Washington	32
1994-95	Atlantic	Florida, New Jersey, NY Islanders, Philadelphia, Tampa Bay, Washington	24
1995-96	Atlantic	Florida, New Jersey, NY Islanders, Philadelphia, Tampa Bay, Washington	32
1996-97	Atlantic	Florida, New Jersey, NY Islanders, Philadelphia, Tampa Bay, Washington	32
1997-98	Atlantic	Florida, New Jersey, NY Islanders, Philadelphia, Tampa Bay, Washington	32
1998-99	Atlantic	New Jersey, NY Islanders, Philadelphia, Pittsburgh	20
1999-00	Atlantic	New Jersey, NY Islanders, Philadelphia, Pittsburgh	20
2000-01	Atlantic	New Jersey, NY Islanders, Philadelphia, Pittsburgh	20
2001-02	Atlantic	New Jersey, NY Islanders, Philadelphia, Pittsburgh	20
2002-03	Atlantic	New Jersey, NY Islanders, Philadelphia, Pittsburgh	20
2003-04	Atlantic	New Jersey, NY Islanders, Philadelphia, Pittsburgh	24
2005-06	Atlantic	New Jersey, NY Islanders, Philadelphia, Pittsburgh	32
2006-07	Atlantic	New Jersey, NY Islanders, Philadelphia, Pittsburgh	32
2007-08	Atlantic	New Jersey, NY Islanders, Philadelphia, Pittsburgh	32
2008-09	Atlantic	New Jersey, NY Islanders, Philadelphia, Pittsburgh	24
2009-10	Atlantic	New Jersey, NY Islanders, Philadelphia, Pittsburgh	24
2010-11	Atlantic	New Jersey, NY Islanders, Philadelphia, Pittsburgh	24
2011-12	Atlantic	New Jersey, NY Islanders, Philadelphia, Pittsburgh	24
2012-13	Atlantic	New Jersey, NY Islanders, Philadelphia, Pittsburgh	18
2013-14	Metropolitan	Carolina, Columbus, New Jersey, NY Islanders, Philadelphia, Pittsburgh, Washington	30
2014-15	Metropolitan	Carolina, Columbus, New Jersey, NY Islanders, Philadelphia, Pittsburgh, Washington	30
2015-16	Metropolitan	Carolina, Columbus, New Jersey, NY Islanders, Philadelphia, Pittsburgh, Washington	30
2016-17	Metropolitan	Carolina, Columbus, New Jersey, NY Islanders, Philadelphia, Pittsburgh, Washington	30
2017-18	Metropolitan	Carolina, Columbus, New Jersey, NY Islanders, Philadelphia, Pittsburgh, Washington	28
2018-19	Metropolitan	Carolina, Columbus, New Jersey, NY Islanders, Philadelphia, Pittsburgh, Washington	28
2019-20 <sup>^</sup>	Metropolitan	Carolina, Columbus, New Jersey, NY Islanders, Philadelphia, Pittsburgh, Washington	22
2020-21	MassMutual East	Boston, Buffalo, New Jersey, NY Islanders, Philadelphia, Pittsburgh, Washington	56
2021-22	Metropolitan	Carolina, Columbus, New Jersey, NY Islanders, Philadelphia, Pittsburgh, Washington	26
2022-23	Metropolitan	Carolina, Columbus, New Jersey, NY Islanders, Philadelphia, Pittsburgh, Washington	26
2023-24	Metropolitan	Carolina, Columbus, New Jersey, NY Islanders, Philadelphia, Pittsburgh, Washington	26

## CONSECUTIVE HOME AND ROAD GAMES

### MOST CONSECUTIVE HOME GAMES

GAMES	FIRST GAME	LAST GAME	RECORD
9	12/7/13	12/23/13	3-4-2
7	11/23/69	12/10/69	4-0-3
7	12/21/72	1/7/73	4-3-0
7	2/27/78	3/18/78	3-3-1
7	12/10/01	12/23/01	3-2-1-1
7	3/11/12	3/23/12	4-3-0
7	1/30/21	2/16/21	2-3-2
6	2/16/48	3/2/48	3-2-1
6	12/6/99	12/21/99	4-1-0-1
6	10/16/03	10/30/03	3-1-2-0
6	2/22/07	3/5/07	3-1-2
6	10/25/07	11/5/07	5-1-0
6	10/27/11	11/6/11	4-1-1
6	10/14/17	10/26/17	2-2-2

### MOST CONSECUTIVE ROAD GAMES

GAMES	FIRST GAME	LAST GAME	RECORD
9	1/12/56	1/29/56	4-4-1
9	10/3/13	10/26/13	3-6-0
8*	1/27/82	2/13/82	5-1-2
7	1/10/60	1/24/60	1-5-1
7	1/31/85	2/10/85	0-6-1
7	1/19/88	2/6/88	4-2-1
7**	1/29/98	2/26/98	2-3-2
7	10/7/11	10/24/11	3-2-2
6	1/23/54	2/6/54	3-2-1
6	1/22/55	2/5/55	2-3-1
6	1/11/59	1/25/59	4-2-0
6	1/12/61	1/22/61	2-1-3
6	1/7/70	1/22/70	3-2-1
6	1/12/72	1/22/72	3-2-1
6	1/11/73	1/20/73	5-0-1
6	1/10/74	1/19/74	3-2-1
6	1/8/75	1/18/75	4-1-1
6	1/6/76	1/18/76	2-4-0
6	1/12/77	1/23/77	1-4-1
6	1/10/78	1/22/78	3-3-0
6	1/24/79	2/3/79	3-3-0
6	1/22/80	2/3/80	3-2-1
6	2/2/84	2/11/84	2-1-3
6*	1/27/86	2/8/86	2-3-1
6	11/29/88	12/10/88	2-3-1
6	1/18/89	1/28/89	4-1-1
6	11/16/91	11/29/91	3-3-0
6	11/16/96	11/27/96	3-3-0
6	12/28/01	1/5/02	2-3-0-1
6	2/15/03	2/25/03	2-3-1-0
6	3/25/10	4/6/10	4-1-1
6	3/4/21	3/13/21	3-3-0

\* the consecutive road games were broken up around the NHL All-Star Game

\*\* the consecutive road games were broken up around the Winter Olympics

## CONSECUTIVE TEAM GAMES AGAINST SAME OPPONENT

### MOST CONSECUTIVE TEAM GAMES AGAINST SAME OPPONENT

GAMES	OPPONENT	DATES	HOME/ROAD	RECORD
4	NJD	4/13/21, 4/15/21, 4/17/21, 4/18/21	Road, Home, Home, Road	4-0-0
3	BOS	1/20/54, 1/23/54, 1/24/54	Home, Road, Road	2-1-0
3	BOS	12/30/54, 1/1/55, 1/2/55	Home, Road, Home	1-1-1
3	DET	11/15/64, 11/17/64, 11/22/64	Home, Road, Home	1-1-1

### MOST CONSECUTIVE TEAM GAMES AGAINST SAME OPPONENT (BOTH AT HOME)

GAMES	OPPONENT	DATES	RECORD
2	DET	1/9/38, 1/13/38	1-0-1
2	MTL	11/9/49, 11/12/49	0-1-1
2	CHI	12/4/49, 12/7/49	2-0-0
2	TOR	11/28/65, 12/1/65	0-1-1
2	ATL	1/22/08, 1/24/08	2-0-0
2	NYI	1/14/21, 1/16/21	1-1-0
2	PIT	1/30/21, 2/1/21	1-0-1
2	BOS	2/10/21, 2/12/21	0-1-1
2	BOS	2/26/21, 2/28/21	1-1-0
2	PHI	3/15/21, 3/17/21	1-0-1
2	PIT	4/6/21, 4/8/21	1-1-0
2	NJD	4/15/21, 4/17/21	2-0-0
2	PHI	4/22/21, 4/23/21	1-1-0
2	BUF	4/25/21, 4/27/21	2-0-0
2	WSH	5/3/21, 5/5/21	0-2-0
2	PIT	3/16/23, 3/18/23	2-0-0

### MOST CONSECUTIVE TEAM GAMES AGAINST SAME OPPONENT (BOTH ON ROAD)

GAMES	OPPONENT	DATES	RECORD
2	BOS	1/24/53, 1/25/53	1-1-0
2	BOS	1/23/54, 1/24/54	1-1-0
2	DET	12/9/54, 12/11/54	0-2-0
2	BOS	1/22/55, 1/23/55	1-1-0
2	CHI	1/15/56, 1/17/56	1-0-1
2	SJS	2/20/93, 2/22/93	2-0-0
2	PIT	1/22/21, 1/24/21	0-1-1
2	BUF	1/26/21, 1/28/21	1-1-0
2	NJD	3/4/21, 3/6/21	2-0-0
2	PIT	3/7/21, 3/9/21	0-2-0
2	BOS	3/11/21, 3/13/21	1-1-0
2	WSH	3/19/21, 3/20/21	1-1-0
2	PHI	3/25/21, 3/27/21	1-1-0
2	BUF	4/1/21, 4/3/21	1-0-1
2	NYI	4/9/21, 4/11/21	1-0-1
2	BOS	5/6/21, 5/8/21	1-1-0

## OVERTIME RECORD YEAR-BY-YEAR

YEAR	OVERTIME RECORD
1926-27	3-4-6
1927-28	0-0-9
1928-29	2-0-10
1929-30	2-1-10
1930-31	1-2-9
1931-32	4-2-8
1932-33	1-0-8
1933-34	1-2-8
1934-35	2-0-6
1935-36	4-0-12
1936-37	4-2-9
1937-38	1-1-6
1938-39	1-2-6
1939-40	0-2-10
1940-41	0-5-8
1941-42	5-1-2
1942-43	2-0-0
1983-84	5-3-9
1984-85	2-5-10
1985-86	0-7-6
1986-87	5-6-8
1987-88	0-1-10
1988-89	1-1-8
1989-90	2-2-13
1990-91	1-2-13
1991-92	5-1-5
1992-93	2-4-11
1993-94	3-1-8
1994-95	0-0-3
1995-96	2-1-14
1996-97	3-0-10
1997-98	2-4-18

## OVERTIME RECORD YEAR-BY-YEAR

YEAR	OVERTIME RECORD
1998-99	5-3-11
1999-00	6-3-12
2000-01	5-1-5
2001-02	5-4-4
2002-03	6-4-10
2003-04	3-8-7
2005-06	11-12
2006-07	12-10
2007-08	12-13
2008-09	13-9
2009-10	4-11
2010-11	12-5
2011-12	12-7
2012-13	8-4
2013-14	6-6
2014-15	10-7
2015-16	7-9
2016-17	8-6
2017-18	10-9
2018-19	9-14
2019-20	6-5
2020-21	3-6
2021-22	8-6
2022-23	10-13
2023-24	12-4
<b>ALL-TIME OT RECORD</b>	<b>269-231-332</b>

*Note - Record includes wins/losses in a shootout since 2005-06*

## OVERTIME RULE CHANGES

Regular Season Overtime Rule in 1926-27 (Rangers' first year in the NHL): Two, 10-minute overtime periods (sudden death) – game ended in a tie if neither team scored

1927-28: 10-minute overtime (sudden death) – game ended in a tie if neither team scored

1928-29: 10-minute overtime without sudden death – game ended in a tie if the score remained tied after the 10-minute overtime period

November 21, 1942: Due to wartime restrictions on train scheduling, overtime was discontinued

1983-84: 5-minute overtime (sudden death) – game ended in a tie if neither team scored

1999-00: Teams play 4-on-4 in overtime – game ended in a tie if neither team scored; if a team scored in overtime to win the game, the team that lost earned one point

2005-06: Games tied at the end of sudden death 5-minute overtime were decided in a shootout

2015-16: Teams play 3-on-3 in overtime



## GOALS SCORED IN OVERTIME (SINCE 1983-84)

DATE	OPPONENT	FINAL SCORE	GOAL SCORER	TIME
1983-84 (5-3-9)				
10/23/83	NYI	6-5	Sundstrom	1:13
10/30/83	EDM	4-5	Hughes	1:18
11/20/83	QUE	6-5	Andersson	0:08
11/26/83	at HFD	3-4	Stoughton	4:52
1/4/84	NJD	4-3	Ruotsalainen	4:47
2/19/84	PHI	2-3	Kerr	1:33
2/26/84	PIT	4-3	Osborne	2:18
3/9/84	at WIN	6-5	Osborne	0:43
1984-85 (2-5-10)				
11/9/84	NYI	5-4	Ruotsalainen	0:57
11/25/84	QUE	2-3	Hunter	3:36
12/7/84	PIT	3-4	Hillier	1:35
1/6/85	NJD	5-4	Sandstrom	1:14
1/9/85	at WIN	5-6	Hawerchuk	3:50
2/21/85	HFD	3-4	Cote	3:45
3/11/85	CHI	3-4	B. Wilson	1:36
1985-86 (0-7-6)				
10/13/85	NJD	2-3	Preston	3:41
11/2/85	at NJD	5-6	Bridgman	0:50
11/9/85	at MNS	3-4	Bjugstad	2:04
11/11/85	CHI	4-5	B. Murray	0:53
11/17/85	EDM	2-3	Napier	2:06
11/24/85	NYI	3-4	Gilbert	1:57
4/6/86	PIT	4-5	Lemieux	0:25
1986-87 (5-6-8)				
10/11/86	at PIT	5-6	Bodger	0:50
10/13/86	WSH	6-7	Gartner	3:20
10/22/86	LAK	5-4	Osborne	4:34
11/2/86	WIN	4-5	MacLean	3:23
11/5/86	at DET	4-5	Shedden	2:21
11/12/86	BUF	2-1	Poddubny	2:01
11/19/86	at EDM	4-5	Anderson	1:05
12/21/86	HFD	3-4	Dineen	2:57
12/31/86	NYI	4-3	Sandstrom	4:37
2/7/87	at WSH	5-4	Sandstrom	4:20
3/14/87	at PIT	3-2	Sandstrom	1:05
1987-88 (0-1-10)				
11/14/87	at PIT	2-3	Mantha	2:04
1988-89 (1-1-8)				
1/21/89	at VAN	5-4	Kisio	1:59
2/1/89	WSH	3-4	Ridley	1:51
1989-90 (2-2-13)				
11/17/89	at NJD	4-5	Muller	3:37
1/14/90	PHI	4-3	Leetch	1:16
2/14/90	PIT	3-4	Loney	3:33
2/19/90	NJD	4-3	Mullen	4:47
1990-91 (1-2-13)				
11/5/90	BOS	2-3	B. Sweeney	3:30
1/5/91	at STL	3-2	Nicholls	3:12
3/21/91	at PIT	4-5	Stevens	0:13
1991-92 (5-1-5)				
10/5/91	at MTL	2-1	Nemchinov	1:42
10/7/91	BOS	2-1	Gartner	0:31
11/29/91	at BUF	5-4	Messier	0:43
12/6/91	at DET	5-6	Fedyk	4:23
12/16/91	SJS	4-3	Leetch	0:23
2/23/92	PHI	2-1	Amonte	4:21

## GOALS SCORED IN OVERTIME (SINCE 1983-84)

DATE	OPPONENT	FINAL SCORE	GOAL SCORER	TIME
1992-93 (2-4-11)				
10/24/92	at OTT	3-2	Bourque	4:49
11/2/92	BUF	7-6	Turcotte	0:58
12/23/92	NJD	4-5	Richer	1:33
12/29/92	at WSH	3-4	Pivonka	1:28
3/17/93	EDM	3-4	MacTavish	0:32
4/2/93	NYI	2-3	Turgeon	3:41
1993-94 (3-1-8)				
1/27/94	at LAK	5-4	Messier	4:58
2/9/94	at MTL	3-4	Desjardins	1:27
2/12/94	at OTT	4-3	Gartner	2:37
2/21/94	PIT	4-3	Amonte	0:08
1994-95 (0-0-3)				
-				
1995-96 (2-1-14)				
12/8/95	DET	2-1	Verbeek	0:27
2/17/96	at OTT	2-1	Messier	2:31
2/18/96	at PIT	3-4	Lemieux	2:17
1996-97 (3-0-10)				
12/21/96	at MTL	3-2	Robitaille	0:42
3/3/97	SJS	5-4	Sundstrom	1:24
3/14/97	at OTT	4-3	Sundstrom	1:24
1997-98 (2-4-18)				
11/22/97	at PIT	3-4	Jagr	0:25
12/2/97	WSH	2-3	Juneau	3:45
3/18/98	MTL	2-1	Stevens	4:41
3/22/98	at PHI	4-5	Podein	4:39
3/25/98	OTT	2-3	Yashin	3:11
4/5/98	at CHI	2-1	Goneau	1:24
1998-99 (5-3-11)				
12/1/98	FLA	5-4	Graves	2:10
1/13/99	NYI	4-3	Graves	3:08
1/28/99	at CAR	2-3	Roberts	3:18
2/21/99	at EDM	2-1	Lacroix	0:45
3/8/99	TOR	3-2	Nedved	4:46
3/14/99	at NYI	3-2	Graves	4:05
3/19/99	BUF	2-3	Satan	1:18
4/18/99	PIT	1-2	Jagr	1:22
1999-00 (6-3-12)				
11/11/99	at WSH	5-4	Taylor	1:04
11/20/99	at TOR	3-4	Korolev	1:16
12/6/99	CGY	3-2	Taylor	0:32
12/8/99	EDM	2-1	Graves	3:15
12/17/99	WSH	2-3	Johansson	0:31
12/19/99	TBL	5-4	Fleury	0:45
12/29/99	at DAL	3-4	Langenbrunner	3:17
1/5/00	TOR	3-2	Graves	4:26
3/8/00	at ANA	4-3	Leetch	0:29
2000-01 (5-1-5)				
11/18/00	at CGY	5-4	Kamensky	2:44
11/22/00	at NYI	4-3	Fleury	4:25
12/23/00	NSH	2-3	Legwand	3:17
1/16/01	PHI	4-3	Fleury	2:46
1/18/01	TOR	2-1	Leetch	4:33
4/5/01	at TBL	4-3	Malhotra	3:23

## GOALS SCORED IN OVERTIME (SINCE 1983-84)

DATE	OPPONENT	FINAL SCORE	GOAL SCORER	TIME
2001-02 (5-4-4)				
10/7/01	BUF	5-4	Leetch	2:45
10/17/01	NJD	4-3	Fleury	1:20
10/27/01	at BOS	2-1	Fleury	4:35
11/11/01	MTL	3-2	Lindros	0:56
11/17/01	at PIT	0-1	Hrdina	4:41
12/10/01	CAR	3-4	Francis	2:36
1/3/02	at COL	2-3	Blake	1:41
3/5/02	at MIN	3-2	Leetch	3:44
3/9/02	at PIT	2-3	Hrdina	0:37
2002-03 (6-4-10)				
10/28/02	PHX	3-2	Nedved	2:20
11/7/02	CGY	1-0	Leetch	0:51
11/19/02	ANA	3-2	Bure	0:57
12/5/02	at PHI	2-3	Handzus	4:23
12/16/02	SJS	2-1	Nedved	2:25
12/28/02	at FLA	2-1	Kasparaitis	0:56
1/15/03	at WSH	2-1	Bouchard	1:58
1/30/03	COL	3-4	de Vries	2:29
3/13/03	at OTT	2-3	Redden	1:34
3/31/03	ATL	3-4	Tremblay	2:40
2003-04 (3-8-7)				
11/2/03	COL	2-3	Skrastins	1:14
11/8/03	PHI	1-2	Ragnarsson	1:01
12/26/03	TOR	5-6	Sundin	3:35
12/29/03	at PHX	3-2	Poti	1:00
12/30/03	at LAK	3-2	Poti	0:39
1/11/04	TBL	1-2	Cullimore	2:03
2/28/04	at NSH	1-2	Hutchinson	3:50
3/13/04	at FLA	2-3	Jokinen	2:54
3/18/04	at WSH	3-4	Miller	1:18
3/21/04	at PIT	3-4	Morozov	4:52
4/3/04	at WSH	3-2	Holik	1:08
2005-06 (11-12; 4-8 in five-minute OT period)				
10/6/05	MTL	3-4	Ryder	2:10
10/8/05	at NJD	2-3	Rafalski	3:17
12/7/05	at CHI	1-2	Arnason	1:20
12/10/05	at STL	5-4	Rucinsky	1:37
12/31/05	at PIT	3-4	Crosby	3:31
1/3/06	TBL	0-1	Prospal	3:47
1/5/06	PHI	3-4	Gagne	0:07
1/12/06	EDM	5-4	Jagr	0:14
1/30/06	PHI	2-3	Pitkanen	1:28
2/4/06	at PHI	4-3	Jagr	1:24
3/12/06	ATL	2-3	Savard	2:45
4/8/06	at BOS	4-3	Nylander	0:40
2006-07 (12-10; 3-5 in five-minute OT period)				
11/1/06	at ANA	4-3	Jagr	3:09
11/5/06	BUF	3-4	Briere	3:57
11/25/06	at PIT	2-1	Straka	4:57
11/26/06	BUF	2-3	Drury	1:36
11/28/06	ATL	4-5	Holik	2:55
3/10/07	at PIT	2-3	Armstrong	1:19
3/16/07	at ATL	1-2	Zhitnik	2:18
3/25/07	at NYI	2-1	Nylander	4:11

## GOALS SCORED IN OVERTIME (SINCE 1983-84)

DATE	OPPONENT	FINAL SCORE	GOAL SCORER	TIME
2007-08 (12-13; 4-4 in five-minute OT period)				
11/17/07	at PIT	4-3	Strudwick	1:40
12/9/07	NJD	1-0	Shanahan	0:30
12/12/07	at WSH	4-5	Green	3:41
12/21/07	at COL	3-4	Wolski	1:16
12/30/07	MTL	4-3	Shanahan	1:06
2/10/08	at WSH	2-3	Green	0:23
3/25/08	PHI	1-2	Richards	2:16
3/31/08	PIT	2-1	Drury	1:46
2008-09 (13-9; 3-3 in five-minute OT period)				
10/18/08	at DET	4-5	Hossa	0:23
12/10/08	at ATL	3-2	Gomez	0:18
12/17/08	at LAK	3-2	Rozsival	3:41
12/23/08	WSH	4-5	Morrisonn	0:59
1/16/09	at CHI	3-2	Drury	2:23
2/22/09	TOR	2-3	Hagman	3:00
2009-10 (4-11; 1-7 in five-minute OT period)				
10/24/09	at MTL	4-5	Cammalleri	2:42
12/9/09	at CHI	1-2	Byfuglien	3:43
12/26/09	NYI	2-3	Okposo	4:13
1/2/10	CAR	1-2	Whitney	3:45
2/12/10	at PIT	3-2	Jokinen	1:02
3/4/10	PIT	4-5	Malkin	3:42
3/7/10	BUF	1-2	Kaleta	2:22
3/27/10	at TOR	2-3	Kulemin	0:39
2010-11 (12-5; 3-2 in five-minute OT period)				
10/15/10	TOR	3-4	Kessel	3:08
11/11/10	BUF	3-2	Anisimov	1:32
11/15/10	at PIT	3-2	Callahan	3:38
1/1/11	at TBL	1-2	Thompson	0:19
1/5/11	CAR	2-1	Zuccarello	3:09
2011-12 (12-7; 8-2 in five-minute OT period)				
10/7/11	at LAK	2-3	Johnson	4:08
10/20/11	at CGY	3-2	McDonagh	4:58
1/5/12	FLA	3-2	Gaborik	3:29
1/21/12	at BOS	3-2	Gaborik	4:56
2/9/12	TBL	4-3	Richards	2:37
2/19/12	CBJ	3-2	Stepan	0:22
2/25/12	BUF	3-2	Callahan	2:59
3/2/12	at TBL	3-4	Malone	1:58
3/11/12	NYI	4-3	Gaborik	4:54
3/21/12	DET	2-1	Callahan	2:42
2012-13 (8-4; 4-0 in five-minute OT period)				
1/23/13	BOS	4-3	Gaborik	0:27
3/7/13	at NYI	2-1	Gaborik	0:42
4/13/13	at NYI	1-0	Girardi	3:11
4/25/13	at CAR	4-3	Callahan	2:55
2013-14 (6-6; 2-3 in five-minute OT period)				
10/26/13	at DET	3-2	Brassard	4:47
12/7/13	NJD	3-4	Gelinas	1:15
3/5/14	TOR	2-3	Bozak	1:51
3/24/14	PHX	4-3	McDonagh	1:56
4/12/14	at MTL	0-1	Gionta	2:04

## GOALS SCORED IN OVERTIME (SINCE 1983-84)

DATE	OPPONENT	FINAL SCORE	GOAL SCORER	TIME
2014-15 (10-7; 6-2 in five-minute OT period)				
10/21/14	at NJD	4-3	Klein	2:42
11/5/14	DET	4-3	Brassard	1:50
12/8/14	PIT	4-3	Klein	3:45
1/20/15	OTT	3-2	Hagelin	2:55
2/8/15	DAL	2-3	Hemsky	1:02
3/4/15	at DET	1-2	Zidlicky	1:09
3/8/15	at CHI	1-0	Brassard	0:32
4/6/15	CBJ	4-3	Stepan	4:10
2015-16 (7-9; 4-7 in five-minute OT period)				
10/18/15	NJD	1-2	Stempniak	3:07
11/21/15	at FLA	5-4	Nash	2:01
12/12/15	at CGY	4-5	Brodie	2:09
12/22/15	ANA	3-2	Zuccarello	2:37
1/9/16	WSH	3-4	Ovechkin	1:25
1/19/16	VAN	3-2	Miller	3:54
2/12/16	LAK	4-5	Pearson	3:10
2/21/16	DET	1-0	Klein	1:59
3/12/16	at DET	2-3	Helm	3:03
3/17/16	at LAK	3-4	Kopitar	1:34
3/27/16	PIT	2-3	Crosby	4:30
2016-17 (8-6; 5-2 in five-minute OT period)				
12/9/16	at CHI	1-0	Holden	0:55
1/22/17	at DET	1-0	Miller	1:56
2/2/17	at BUF	2-1	Kreider	3:56
2/25/17	at NJD	4-3	Zibanejad	1:16
3/6/17	at TBL	1-0	Zibanejad	3:56
3/21/17	at NJD	2-3	Blandisi	4:05
3/28/17	at SJS	4-5	Burns	3:10
2017-18 (10-9; 7-4 in five-minute OT period)				
10/17/17	PIT	4-5	Malkin	0:58
11/2/17	at TBL	2-1	Miller	1:19
11/4/17	at FLA	5-4	Shattenkirk	1:08
11/24/17	DET	2-1	Zuccarello	0:37
12/16/17	at BOS	3-2	Zuccarello	1:56
1/1/18	at BUF	3-2	Miller	2:43
2/25/18	DET	2-3	Daley	4:54
2/28/18	at VAN	6-5	Gilmour	1:22
3/14/18	PIT	4-3	Zibanejad	2:53
3/17/18	at STL	3-4	Schenn	1:02
3/28/18	at WSH	2-3	Kuznetsov	0:38

## GOALS SCORED IN OVERTIME (SINCE 1983-84)

DATE	OPPONENT	FINAL SCORE	GOAL SCORER	TIME
2018-19 (9-14; 3-9 in five-minute OT period)				
10/11/18	SJS	3-2	Skjei	0:37
10/17/18	at WSH	3-4	Niskanen	2:18
11/9/18	at DET	2-3	Larkin	4:54
12/14/18	ARI	3-4	Stepan	4:28
12/16/18	VGK	3-4	Tuch	2:11
12/27/18	CBJ	3-4	Dubois	0:31
2/4/19	LAK	3-4	Toffoli	0:25
2/24/19	at WSH	5-6	Kuznetsov	4:20
2/27/19	TBL	3-4	Hedman	3:25
3/11/19	at EDM	2-3	Draisaitl	0:35
3/23/19	at TOR	2-1	Strome	1:48
4/6/19	at PIT	4-3	Strome	2:09
2019-20 (6-5; 5-3 in five-minute OT period)				
10/22/19	ARI	2-3	Dvorak	1:04
11/12/19	PIT	3-2	Kakko	2:24
11/25/19	MIN	3-2	DeAngelo	0:32
11/29/19	at BOS	2-3	Krejci	1:40
12/28/19	at TOR	5-4	DeAngelo	0:52
2/25/20	at NYI	4-3	Zibanejad	0:28
3/5/20	WSH	6-5	Zibanejad	0:33
3/11/20	at COL	2-3	Compher	2:50
2020-21 (3-6; 2-4 in five-minute OT period)				
1/28/21	at BUF	3-2	Lafrenière	2:47
1/30/21	PIT	4-5	Crosby	2:27
2/10/21	BOS	2-3	Marchand	0:36
3/15/21	PHI	4-5	Voracek	3:47
4/1/21	at BUF	3-2	Zibanejad	4:32
4/11/21	at NYI	2-3	Pulock	1:13
2021-22 (8-6; 4-3 in five-minute OT period)				
10/14/21	DAL	2-3	Heiskanen	1:38
10/18/21	at TOR	2-1	Panarin	3:48
11/2/21	at VAN	2-3	J. Miller	2:22
11/5/21	at EDM	5-6	Draisaitl	3:27
3/15/22	ANA	4-3	Fox	0:55
3/27/22	BUF	5-4	K. Miller	2:02
3/30/22	at DET	5-4	Copp	1:34
2022-23 (10-13; 6-10 in five-minute OT period)				
10/20/22	SJS	2-3	Karlsson	0:49
11/1/22	PHI	1-0	Kreider	4:07
11/6/22	DET	2-3	Kubalik	2:43
11/17/22	at SEA	2-3	Schultz	3:39
12/2/22	OTT	2-3	Tkachuk	4:42
12/12/22	NJD	4-3	Chytil	2:15
1/7/23	at NJD	3-4	Severson	2:47
1/12/23	DAL	2-1	Fox	1:16
1/25/23	at TOR	2-3	Marner	0:19
2/6/23	CGY	5-4	Lafreniere	1:37
2/18/23	at CGY	2-3	Backlund	1:28
3/1/23	at PHI	3-2	Tarasenko	2:32
3/11/23	at BUF	2-1	Panarin	2:02
3/12/23	at PIT	2-3	Letang	1:38
3/31/23	at BUF	2-3	Skinner	1:50
4/6/23	at STL	2-3	Kapanen	1:16



## GOALS SCORED IN OVERTIME (SINCE 1983-84)

DATE	OPPONENT	FINAL SCORE	GOAL SCORER	TIME
2023-24 (12-4; 8-1 in five-minute OT period)				
10/28/23	at VAN	4-3	K. Miller	3:48
10/30/23	at WPG	3-2	Zibanejad	4:34
12/16/23	at BOS	2-1	Trocheck	2:03
12/23/23	BUF	4-3	Kreider	2:28
1/23/24	at SJS	2-3	Hertl	1:29
2/5/24	COL	2-1	Lafreniere	1:53
2/9/24	at CHI	4-3	Zibanejad	2:37
2/18/24	at NYI	6-5	Panarin	0:10
3/26/24	PHI	6-5	Fox	0:36

## ALL-TIME LEADERS IN OVERTIME GOALS (SINCE 1983-84)

PLAYER	OT GOALS
Mika Zibanejad	8
Brian Leetch	7
Theo Fleury	5
Marian Gaborik	5
Adam Graves	5
Ryan Callahan	4
J.T. Miller	4
Tomas Sandstrom	4
Mats Zuccarello	4

## SINGLE-SEASON LEADERS IN OVERTIME GOALS (SINCE 1983-84)

PLAYER	SEASON	OT GOALS
Tomas Sandstrom	1986-87	3
Adam Graves	1998-99	3
Marian Gaborik	2011-12	3
Mark Osborne	1983-84	2
Niklas Sundstrom	1996-97	2
Tim Taylor	1999-00	2
Adam Graves	1999-00	2
Theo Fleury	2000-01	2
Theo Fleury	2001-02	2
Brian Leetch	2001-02	2
Petr Nedved	2002-03	2
Tom Poti	2003-04	2
Jaromir Jagr	2005-06	2
Brendan Shanahan	2007-08	2
Ryan Callahan	2011-12	2
Marian Gaborik	2012-13	2
Kevin Klein	2014-15	2
Derick Brassard	2014-15	2
Mika Zibanejad	2016-17	2
Mats Zuccarello	2017-18	2
J.T. Miller	2017-18	2
Ryan Strome	2018-19	2
Tony DeAngelo	2019-20	2
Mika Zibanejad	2019-20	2
Mika Zibanejad	2023-24	2

**FASTEST GOALS SCORED FROM THE START OF OVERTIME (SINCE 1983-84)**

DATE	OPPONENT	FINAL SCORE	GOAL SCORER	TIME
11/20/83	QUE	6-5	Andersson	0:08
2/21/94	PIT	4-3	Amonte	0:08
2/18/24	at NYI	6-5	Panarin	0:10
1/12/06	EDM	5-4	Jagr	0:14
12/10/08	at ATL	3-2	Gomez	0:18
2/19/12	CBJ	3-2	Stepan	0:22
12/16/91	SJS	4-3	Leetch	0:23
1/23/13	BOS	4-3	Gaborik	0:27
12/8/95	DET	2-1	Verbeek	0:27
2/25/20	at NYI	4-3	Zibanejad	0:28
3/8/00	at ANA	4-3	Leetch	0:29

**LATEST GOALS SCORED IN OVERTIME (SINCE 1983-84)**

DATE	OPPONENT	FINAL SCORE	GOAL SCORER	TIME ELAPSED	TIME ON CLOCK
1/27/94	at LAK	5-4	Messier	4:58	:01.5
10/20/11	at CGY	3-2	McDonagh	4:58	:01.8
11/25/06	at PIT	2-1	Straka	4:57	:02.2
1/21/12	at BOS	3-2	Gaborik	4:56	:03.6
3/11/12	NYI	4-3	Gaborik	4:54	:05.8
10/24/92	at OTT	3-2	Bourque	4:49	:11.6
10/26/13	at DET	3-2	Brassard	4:47	:12.9
1/4/84	NJD	4-3	Ruotsalainen	4:47	:13.0
2/19/90	NJD	4-3	Mullen	4:47	:13.0
3/8/99	TOR	3-2	Nedved	4:46	:13.7

**PLAYERS WHO HAVE SCORED AN OVERTIME GOAL FOR THE RANGERS AND AGAINST THE RANGERS (SINCE 1983-84)**

PLAYER	OT GOALS FOR THE RANGERS AND AGAINST THE RANGERS
Chris Drury	2 with the Rangers, 1 against the Rangers (with BUF)
Mike Gartner	2 with the Rangers, 1 against the Rangers (with WSH)
Bobby Holik	1 with the Rangers, 1 against the Rangers (with ATL)
Jaromir Jagr	3 with the Rangers, 2 against the Rangers (with PIT)
Olli Jokinen	1 with the Rangers, 1 against the Rangers (with FLA)
J.T. Miller	4 with the Rangers, 1 against the Rangers (with VAN)
Derek Stepan	2 with the Rangers, 1 against the Rangers (with ARI)
Kevin Stevens	1 with the Rangers, 1 against the Rangers (with PIT)

## ALL-TIME SHOOTOUTS

DATE	OPP.	GAME SCORE	SHOOTOUT SCORE	ROUNDS	NYR GOALIE	OPP. GOALIE	GDG (RD)	NYR GOALS
2005-06 (7-4)								
10/19/05	NYI	2-3	0-1	3	Lundqvist	DiPietro	Satan (2)	-
11/5/05	NJD	3-2	2-1	4	Weekes	Clemmensen	Prucha (4)	Nylander, Prucha
11/9/05	at FLA	4-3	1-0	4	Lundqvist	Luongo	Prucha (4)	Prucha
11/22/05	at BUF	3-2	3-2	3	Weekes	Noronen/Biron	Jagr (3)	Straka, Nylander, Jagr
11/26/05	WSH	3-2	4-3	15	Lundqvist	Kolzig	Malik (15)	Nylander, Nieminen, Strudwick, Malik
1/21/06	at BOS	3-2	2-1	6	Lundqvist	Thomas	Sykora (6)	Jagr, Sykora
3/8/06	at ATL	2-3	2-3	4	Lundqvist	Lehtonen	Hossa (4)	Nylander, Sykora
3/24/06	at FLA	2-3	1-2	3	Weekes	Luongo	Jokinen (3)	Sykora
3/25/06	at TBL	3-4	0-1	3	Lundqvist	Grahame	Richards (2)	-
3/27/06	BUF	5-4	1-0	3	Lundqvist	Miller	Sykora (1)	Sykora
4/4/06	PHI	3-2	2-1	3	Weekes	Esche	Sykora (2)	Nylander, Sykora
2006-07 (9-5)								
10/7/06	at PHI	5-4	1-0	13	Lundqvist	Niittymaki	Hossa (13)	Hossa
10/21/06	at TOR	5-4	1-0	3	Lundqvist	Raycroft	Shanahan (3)	Shanahan
11/8/06	at FLA	4-3	1-0	3	Lundqvist	Belfour	Nylander (1)	Nylander
12/1/06	at BUF	3-4	0-1	3	Weekes	Miller	Briere (1)	-
12/7/06	PIT	3-2	1-0	3	Lundqvist	Fleury	Shanahan (1)	Shanahan
1/2/07	at NJD	3-2	4-3	8	Lundqvist	Brodeur	Hossa (8)	Nylander, Shanahan, Cullen, Hossa
2/6/07	at NJD	2-3	0-1	3	Lundqvist	Brodeur	Gionta (1)	-
2/22/07	NJD	2-3	1-2	4	Lundqvist	Brodeur	Langenbrunner (4)	Nylander
3/1/07	PIT	3-4	0-1	3	Lundqvist	Fleury	Crosby (3)	-
3/3/07	STL	3-2	3-2	4	Valiquette	Sanford	Hossa (4)	Nylander, Jagr, Hossa
3/5/07	NYI	2-1	1-0	3	Lundqvist	DiPietro	Cullen (2)	Cullen
3/11/07	CAR	2-1	2-0	3	Lundqvist	Grahame	Cullen (2)	Cullen, Jagr
3/24/07	at BOS	2-1	2-1	3	Lundqvist	MacDonald	Jagr (3)	Nylander, Jagr
4/3/07	at NYI	2-3	0-1	3	Lundqvist	Dubielewicz	Satan (1)	-
2007-08 (8-9)								
10/20/07	at BOS	0-1	0-1	3	Lundqvist	Fernandez	Kessel (3)	-
11/3/07	NJD	2-1	1-0	3	Lundqvist	Brodeur	Prucha (2)	Prucha
11/10/07	at TOR	3-2	2-0	2	Valiquette	Toskala	Shanahan (1)	Shanahan, Hossa
11/15/07	at PHI	4-3	1-0	3	Lundqvist	Biron	Shanahan (2)	Shanahan
11/23/07	at FLA	2-3	0-1	5	Valiquette	Vokoun	Jokinen (5)	-
1/5/08	at EDM	2-3	0-1	3	Lundqvist	Garon	Gagner (1)	-
1/19/08	at BOS	3-4	0-2	3	Lundqvist	Thomas	Kessel (2)	-
1/24/08	ATL	2-1	1-0	3	Lundqvist	Hedberg	Shanahan (1)	Shanahan
2/19/08	at MTL	5-6	0-1	3	Lundqvist	Huet	Koivu (2)	-
3/2/08	PHI	5-4	2-0	2	Valiquette	Biron	Shanahan (1)	Shanahan, Dawes
3/4/08	NYI	3-4	1-2	6	Lundqvist	Dubielewicz	Tambellini (6)	Dawes
3/9/08	BOS	1-0	1-0	3	Lundqvist	Auld	Dawes (2)	Dawes
3/10/08	at BUF	3-2	2-1	3	Lundqvist	Miller	Gomez (3)	Shanahan, Gomez
3/19/08	at NJD	2-1	1-0	3	Lundqvist	Brodeur	Dawes (2)	Dawes
3/21/08	at PHI	3-4	0-2	2	Valiquette	Biron	Richards (1)	-
4/4/08	NYI	3-4	2-3	4	Lundqvist	Dubielewicz	Park (4)	Dawes, Sjostrom
4/6/08	at NJD	2-3	1-2	4	Lundqvist	Brodeur	Elias (4)	Gomez
2008-09 (10-6)								
10/17/08	TOR	1-0	2-1	3	Valiquette	Toskala	Sjostrom (3)	Zherdev, Sjostrom
10/25/08	PIT	3-2	1-0	3	Lundqvist	Fleury	Sjostrom (3)	Sjostrom
11/10/08	EDM	2-3	0-1	3	Lundqvist	Drouin-Deslauriers	Hemsky (2)	-
11/15/08	BOS	3-2	1-0	4	Lundqvist	Thomas	Drury (4)	Drury
11/17/08	OTT	2-1	1-0	3	Lundqvist	Auld	Zherdev (1)	Zherdev
11/26/08	at TBL	3-2	2-0	2	Lundqvist	Smith	Naslund (1)	Naslund, Zherdev
11/28/08	at FLA	4-3	2-1	3	Lundqvist	Anderson	Zherdev (2)	Naslund, Zherdev
12/3/08	PIT	3-2	3-1	3	Lundqvist	Sabourin	Zherdev (2)	Naslund, Zherdev, Sjostrom
12/13/08	CAR	3-2	1-0	5	Lundqvist	Ward	Drury (5)	Drury
1/9/09	at BUF	1-2	0-1	3	Valiquette	Miller	Kotalik (1)	-
2/3/09	ATL	1-2	1-2	3	Lundqvist	Lehtonen	Kozlov (2)	Naslund
2/11/09	WSH	5-4	2-1	4	Lundqvist	Theodore	Callahan (4)	Dawes, Callahan
2/13/09	at FLA	1-2	0-1	4	Lundqvist	Vokoun	Zednik (4)	-
2/25/09	at TOR	1-2	0-1	3	Lundqvist	Toskala	Kulemin (1)	-
3/17/09	at MTL	4-3	3-2	3	Lundqvist	Price	Drury (3)	Naslund, Antropov, Drury
3/26/09	at ATL	4-5	0-1	6	Valiquette	Hedberg	White (6)	-

## ALL-TIME SHOOTOUTS

DATE	OPP.	GAME SCORE	SHOOTOUT SCORE	ROUNDS	NYR GOALIE	OPP. GOALIE	GDG (RD)	NYR GOALS
2009-10 (3-4)								
11/14/09	at OTT	2-1	3-2	7	Lundqvist	Elliott	Parenteau (7)	Kotalik, Prospal, Parenteau
11/25/09	at FLA	2-1	1-0	3	Lundqvist	Vokoun	Parenteau (2)	Parenteau
12/14/09	ATL	2-3	0-2	2	Lundqvist	Hedberg	Kovalchuk (1)	-
1/7/10	at ATL	1-2	1-2	5	Johnson	Hedberg	Little (5)	Gaborik
1/12/10	NJD	0-1	0-1	4	Lundqvist	Brodeur	Elias (4)	-
3/25/10	at NJD	4-3	1-0	3	Lundqvist	Brodeur	Christensen (1)	Christensen
4/11/10	at PHI	1-2	1-2	3	Lundqvist	Boucher	Giroux (3)	Parenteau
2010-11 (9-3)								
11/27/10	at NSH	2-1	1-0	3	Lundqvist	Rinne	Christensen (1)	Christensen
12/16/10	PHX	4-3	1-0	3	Biron	LaBarbera	Christensen (1)	Christensen
12/23/10	TBL	3-4	2-3	11	Lundqvist	Ellis	Malone (11)	Christensen, Zuccarello
1/7/11	at DAL	3-2	1-0	3	Lundqvist	Lehtonen	Zuccarello (2)	Zuccarello
1/22/11	at ATL	3-2	1-0	3	Lundqvist	Pavelec	Zuccarello (2)	Zuccarello
1/24/11	at WSH	2-1	3-2	4	Biron	Holby	Anisimov (4)	Wolski, Zuccarello, Anisimov
2/1/11	PIT	3-4	0-1	7	Lundqvist	Fleury	Jeffrey (7)	-
2/17/11	LAK	4-3	2-1	3	Lundqvist	Bernier	Zuccarello (2)	Christensen, Zuccarello
2/22/11	at CAR	4-3	1-0	3	Lundqvist	Ward	Wolski (3)	Wolski
3/12/11	at SJS	3-2	2-1	6	Lundqvist	Niemi	Dubinsky (6)	Wolski, Dubinsky
3/24/11	OTT	1-2	0-1	5	Lundqvist	Anderson	Karlsson (5)	-
4/3/11	at PHI	3-2	2-0	2	Lundqvist	Bobrovsky	Christensen (1)	Christensen, Wolski
2011-12 (4-5)								
10/8/11	at ANA	1-2	0-1	4	Lundqvist	Hiller	Ryan (4)	-
10/29/11	OTT	4-5	0-1	3	Lundqvist	Anderson	Michalek (1)	-
11/3/11	ANA	2-1	2-1	3	Lundqvist	Hiller	Gaborik (3)	Christensen, Gaborik
12/8/11	TBL	2-3	0-1	3	Lundqvist	Garon	Moore (2)	-
1/10/12	PHX	2-1	2-1	6	Lundqvist	Smith	Stepan (6)	Gaborik, Stepan
1/31/12	at NJD	3-4	0-1	3	Biron	Brodeur	Kovalchuk (1)	-
2/1/12	at BUF	1-0	2-1	5	Lundqvist	Miller	Callahan (5)	Gaborik, Callahan
2/24/12	at NYI	3-4	1-2	4	Biron	Nabokov	Moulson (4)	Gaborik
3/24/12	at TOR	4-3	2-1	3	Lundqvist	Gustavsson	Callahan (3)	Richards, Callahan
2012-13 (4-4)								
2/12/13	at BOS	4-3	2-1	4	Lundqvist	Rask	Callahan (4)	Nash, Callahan
2/14/13	NYI	3-4	0-2	2	Biron	Nabokov	Nielsen (1)	-
2/21/13	at OTT	2-3	1-2	7	Lundqvist	Bishop	Daugavins (7)	Callahan
3/3/13	BUF	3-2	2-0	2	Lundqvist	Miller	Nash (1)	Nash, Callahan
3/18/13	CAR	2-1	2-0	3	Lundqvist	Ellis	Nash (1)	Nash, Miller
3/24/13	WSH	2-3	1-2	4	Lundqvist	Holby	Backstrom (4)	Stepan
4/5/13	at PIT	1-2	0-1	3	Lundqvist	Fleury	Jokinen (1)	-
4/10/13	TOR	3-2	1-0	3	Lundqvist	Reimer	Zuccarello (2)	Zuccarello
2013-14 (4-3)								
12/15/13	CGY	4-3	4-3	7	Lundqvist	Ramo	Pouliot (7)	Zuccarello, Richards, D. Moore, Pouliot
12/18/13	PIT	3-4	0-1	5	Lundqvist	Fleury	Sutter (5)	-
12/23/13	TOR	2-1	2-1	3	Talbot	Bernier	Stepan (2)	Zuccarello, Stepan
12/31/13	at FLA	2-1	1-0	3	Lundqvist	Thomas	Richards (3)	Richards
1/6/14	CBJ	3-4	0-2	2	Lundqvist	Bobrovsky	Letestu (1)	-
2/7/14	at PIT	4-3	2-1	3	Lundqvist	Fleury	Richards (3)	Zuccarello, Richards
4/3/14	at COL	2-3	0-1	3	Lundqvist	Varlamov	Barrie (1)	-
2014-15 (4-5)								
10/16/14	CAR	2-1	1-0	3	Lundqvist	Khudobin	Nash (3)	Nash
11/1/14	WPG	0-1	1-2	4	Lundqvist	Pavelec	Kane (4)	Zuccarello
11/3/14	STL	3-4	1-2	3	Talbot	Elliott	Tarasenko (3)	Stempniak
11/13/14	COL	3-4	1-2	3	Lundqvist	Varlamov	Tanguay (3)	Stepan
11/15/14	at PIT	2-3	1-2	4	Lundqvist	Fleury	Sutter (4)	Stepan
12/20/14	at CAR	3-2	1-0	3	Lundqvist	Ward	Zuccarello (1)	Zuccarello
2/19/15	VAN	4-5	0-2	2	Talbot	Miller	Burrows (1)	-
2/22/15	CBJ	4-3	2-1	3	Talbot	McElhinney	Nash (3)	St. Louis, Nash
3/21/15	at CAR	3-2	1-0	3	Talbot	Khudobin	Zuccarello (2)	Zuccarello

## ALL-TIME SHOOTOUTS

DATE	OPP.	GAME SCORE	SHOOTOUT SCORE	ROUNDS	NYR GOALIE	OPP. GOALIE	GDG (RD)	NYR GOALS
2015-16 (3-2)								
10/24/15	at PHI	2-3	1-2	3	Lundqvist	Mason	Giroux (2)	Stepan
11/14/15	at OTT	2-1	2-1	3	Lundqvist	Anderson	Boyle (3)	Zuccarello, Boyle
12/2/15	at NYI	1-2	0-1	3	Lundqvist	Halak	Okposo (1)	-
1/16/16	at PHI	3-2	1-0	3	Lundqvist	Mason	Zuccarello (1)	Zuccarello
2/6/16	at PHI	3-2	2-0	2	Lundqvist	Mason	Zuccarello (1)	Zuccarello, Stepan
2016-17 (3-4)								
11/20/16	FLA	2-3	0-2	2	Lundqvist	Reimer	Trocheck (1)	-
12/17/16	at NSH	2-1	2-0	2	Lundqvist	Saros	Vesey (1)	Vesey, Zuccarello
12/18/16	NJD	3-2	2-1	4	Lundqvist	Schneider	Hayes (4)	Zuccarello, Hayes
2/21/17	MTL	2-3	1-2	5	Lundqvist	Price	Byron (5)	Zuccarello
2/23/17	at TOR	2-1	2-1	3	Lundqvist	Andersen	Zibanejad (2)	Zuccarello, Zibanejad
3/17/17	FLA	3-4	0-1	3	Raanta	Reimer	Barkov (2)	-
3/31/17	PIT	3-4	0-2	2	Lundqvist	Murray	Kessel (1)	-
2017-18 (3-5)								
10/19/17	NYI	3-4	1-2	3	Lundqvist	Halak	Tavares (2)	Zuccarello
11/26/17	VAN	4-3	3-2	7	Lundqvist	Markstrom	Vesey (7)	Shattenkirk, Nash, Vesey
12/11/17	DAL	1-2	1-2	3	Pavelec	Lehtonen	Spezza (3)	Zuccarello
12/21/17	at NJD	3-4	1-2	4	Lundqvist	Schneider	Boyle (4)	Zibanejad
12/27/17	WSH	1-0	2-0	2	Pavelec	Grubauer	Zuccarello (1)	Zuccarello, Zibanejad
12/29/17	at DET	2-3	0-1	3	Lundqvist	Howard	Nielsen (1)	-
1/6/18	at ARI	2-1	1-0	3	Lundqvist	Raanta	Zibanejad (1)	Zibanejad
3/10/18	at FLA	3-4	1-2	3	Lundqvist	Luongo	Trocheck (3)	Zuccarello
2018-19 (6-5)								
10/16/18	COL	3-2	2-1	3	Lundqvist	Varlamov	Shattenkirk (3)	Zuccarello, Shattenkirk
10/30/18	at SJS	4-3	1-0	3	Lundqvist	Jones	Shattenkirk (3)	Shattenkirk
11/1/18	at ANA	3-2	2-0	2	Georgiev	Gibson	Zuccarello (1)	Zuccarello, Zibanejad
11/10/18	at CBJ	5-4	3-2	5	Georgiev	Korpisalo	Vesey (5)	Zibanejad, Shattenkirk, Vesey
12/2/18	WPG	3-4	1-2	3	Lundqvist	Hellebuyck	Scheifele (3)	Zibanejad
12/8/18	at FLA	5-4	3-1	3	Lundqvist	Luongo	Shattenkirk (2)	Zibanejad, Shattenkirk, Hayes
12/23/18	PHI	2-3	0-1	4	Lundqvist	Neuirth	Patrick (4)	-
2/6/19	BOS	4-3	2-1	7	Georgiev	Halak	DeAngelo (7)	Zibanejad, DeAngelo
3/3/19	WSH	2-3	2-3	4	Georgiev	Holtby	Ovechkin (4)	Shattenkirk, DeAngelo
3/7/19	at DET	2-3	0-1	3	Lundqvist	Howard	Athanasίου (2)	-
4/5/19	CBJ	2-3	0-1	3	Georgiev	Bobrovsky	Panarin (2)	-
2019-20 (1-2)								
11/10/19	FLA	5-6	1-2	3	Lundqvist	Montembeault	Trocheck (3)	Kakko
12/14/19	at ANA	3-4	1-2	4	Lundqvist	Gibson	Silfverberg (4)	Zibanejad
2/13/20	at MIN	4-3	2-0	2	Georgiev	Stalock	Zibanejad (1)	Zibanejad, Panarin
2020-21 (1-2)								
1/22/21	at PIT	3-4	1-2	3	Shesterkin	Jarry	Letang (3)	Panarin
2/18/21	at PHI	3-2	2-1	3	Georgiev	Hart	Panarin (2)	Kakko, Panarin
4/3/21	at BUF	2-3	0-1	3	Shesterkin	Ullmark	Thompson (2)	-
2021-22 (4-3)								
11/14/21	NJD	4-3	4-3	7	Georgiev	Bernier	Kreider (7)	Kakko, Panarin, Strome, Kreider
12/17/21	VGK	2-3	0-1	3	Georgiev	Brossoit	Marchessault (3)	-
12/31/21	at TBL	4-3	1-0	3	Shesterkin	Elliott	Zibanejad (3)	Zibanejad
1/24/22	LAK	3-2	3-2	6	Shesterkin	Quick	Fox (6)	Panarin, Lafreniere, Fox
2/15/22	BOS	2-1	3-2	9	Shesterkin	Swayman	Miller (9)	Zibanejad, Panarin, Miller
2/17/22	DET	2-3	1-2	6	Shesterkin	Greiss	Suter (6)	Zibanejad
4/3/22	PHI	3-4	0-1	3	Shesterkin	Jones	Hayes (3)	-
2022-23 (4-3)								
10/25/23	COL	2-3	1-2	3	Shesterkin	Georgiev	Rodrigues (4)	Panarin
12/9/23	at COL	2-1	2-0	3	Shesterkin	Georgiev	Panarin (3)	Zibanejad, Panarin
12/29/23	at TBL	1-2	1-2	6	Shesterkin	Vasilevskiy	Kilorn (6)	Panarin
1/10/23	MIN	4-3	2-1	3	Shesterkin	Fleury	Panarin (3)	Kakko, Panarin
2/17/23	at EDM	5-4	2-1	6	Shesterkin	Campbell	N-Hopkins (1)	Kakko
3/9/23	at MTL	4-3	1-0	3	Shesterkin	Montembeault	Zibanejad (2)	Zibanejad
4/10/23	BUF	2-3	1-2	5	Shesterkin	Levi	Mittelstadt (4)	Tarasenko

## ALL-TIME SHOOTOUTS

DATE	OPP.	GAME SCORE	SHOOTOUT SCORE	ROUNDS	NYR GOALIE	OPP. GOALIE	GDG (RD)	NYR GOALS
2023-24 (4-3)								
11/4/23	at MIN	4-5	1-2	3	Quick	Fleury	Boldy (3)	Panarin
11/12/23	CBJ	4-3	1-0	3	Quick	Merzlikins	Lafreniere (3)	Lafreniere
1/6/24	at MTL	3-4	0-1	3	Quick	Montembeault	Caufield (2)	-
3/2/24	at TOR	3-4	1-2	4	Shesterkin	Samsonov	Domi (4)	Zibanejad
3/23/24	FLA	4-3	2-1	3	Shesterkin	Bobrovsky	Panarin (2)	Zibanejad, Panarin
3/28/24	at COL	3-2	2-0	3	Shesterkin	Georgiev	Panarin (1)	Panarin, Trocheck
4/13/24	NYI	3-2	2-0	3	Shesterkin	Sorokin	Panarin (1)	Panarin, Trocheck

## ALL-TIME SHOOTOUT GOALTENDER REGISTER

GOALTENDER	WINS	LOSSES	SHOTS AGAINST	GOALS AGAINST	SAVES	SV%
Henrik Lundqvist	61	50	406	113	293	.722
Igor Shesterkin	10	8	73	21	52	.712
Alexandar Georgiev	6	3	35	12	23	.657
Steve Valiquette	4	4	27	8	19	.704
Martin Biron	2	3	16	7	9	.563
Kevin Weekes	3	2	16	7	9	.563
Cam Talbot	3	2	14	6	8	.571
Jonathan Quick	1	2	9	3	6	.667
Ondrej Pavelec	1	1	5	2	3	.600
Chad Johnson	0	1	5	2	3	.600
Antti Raanta	0	1	2	1	1	.500

## SINGLE-SEASON SHOOTOUT LEADERS - GOALTENDERS

SHOOTOUT WINS		
GOALTENDER	SEASON	SHOOTOUT WINS
Henrik Lundqvist	2008-09	9
Henrik Lundqvist	2006-07	8
Henrik Lundqvist	2010-11	7
Henrik Lundqvist	2007-08	6
Igor Shesterkin	2022-23	4
Henrik Lundqvist	2005-06	4
Henrik Lundqvist	2011-12	4
Henrik Lundqvist	2012-13	4
Kevin Weekes	2005-06	3
Henrik Lundqvist	2009-10	3
Henrik Lundqvist	2013-14	3
Henrik Lundqvist	2015-16	3
Henrik Lundqvist	2016-17	3
Henrik Lundqvist	2018-19	3
Alexandar Georgiev	2018-19	3
Igor Shesterkin	2021-22	3
Igor Shesterkin	2023-24	3



## SINGLE-SEASON SHOOTOUT LEADERS - GOALTENDERS

SHOOTOUT SAVES		
GOALTENDER	SEASON	SHOOTOUT SAVES
Henrik Lundqvist	2006-07	41
Henrik Lundqvist	2010-11	39
Henrik Lundqvist	2008-09	30
Henrik Lundqvist	2007-08	29
Henrik Lundqvist	2005-06	28
Igor Shesterkin	2022-23	21
Igor Shesterkin	2021-22	20
Henrik Lundqvist	2012-13	19
Henrik Lundqvist	2011-12	18
Henrik Lundqvist	2009-10	15
Henrik Lundqvist	2013-14	15
Henrik Lundqvist	2017-18	13
Alexandar Georgiev	2018-19	13

SHOOTOUT SV% (min. five shootout shots against)		
GOALTENDER	SEASON	SHOOTOUT SV%
Henrik Lundqvist	2010-11	.848
Henrik Lundqvist	2006-07	.820
Henrik Lundqvist	2012-13	.760
Henrik Lundqvist	2005-06	.757
Henrik Lundqvist	2008-09	.750
Steve Valiquette	2008-09	.750

## NHL SHOOTOUT RECORDS HELD BY RANGERS GOALTENDERS

RECORD	GOALTENDER
Career shootout appearances	Henrik Lundqvist (111)
Career shootout wins	Henrik Lundqvist (61) - tied
Career shootout saves	Henrik Lundqvist (293)
Consecutive saves in the shootout	Henrik Lundqvist (25 - Mar. 27, 2006 to Dec. 7, 2006)
Shots faced in one shootout without allowing a goal	Henrik Lundqvist (13 - Oct. 7, 2006 at Philadelphia)

## ALL-TIME SHOOTOUT LEADERS - SKATERS

### SHOOTOUT GOALS

PLAYER	SHOOTOUT GOALS
Mats Zuccarello	25
Mika Zibanejad	18
Artemi Panarin	14
Michael Nylander	10
Brendan Shanahan	8
Derek Stepan	7
Erik Christensen	7

### GAME-DECIDING GOALS

PLAYER	GDG
Mats Zuccarello	10
Brendan Shanahan	6
Mika Zibanejad	6
Artemi Panarin	5
Ryan Callahan	4
Rick Nash	4
Erik Christensen	4
Jimmy Vesey	3
Petr Prucha	3
Petr Sykora	3
Nikolai Zherdev	3
Chris Drury	3
Kevin Shattenkirk	3
Marcel Hossa	3

## LONGEST SHOOTOUTS (IN TERMS OF ROUNDS)

DATE	OPPONENT	ROUNDS	GAME SCORE	SHOOTOUT SCORE
11/26/05	WSH	15	3-2	4-3
10/7/06	at PHI	13	5-4	1-0
12/23/10	TBL	11	3-4	2-3
2/15/22	BOS	9	2-1	3-2
1/2/07	at NJD	8	3-2	4-3
11/14/09	at OTT	7	2-1	3-2
2/1/11	PIT	7	3-4	0-1
2/21/13	at OTT	7	2-3	1-2
12/15/13	CGY	7	4-3	4-3
11/26/17	VAN	7	4-3	3-2
2/6/19	BOS	7	4-3	2-1
11/14/21	NJD	7	4-3	4-3

## SINGLE-SEASON SHOOTOUT LEADERS - SKATERS

SHOOTOUT GOALS			
PLAYER	POS.	SEASON	SHOOTOUT GOALS
Michael Nylander	C	2005-06	5
Petr Sykora	RW	2005-06	5
Michael Nylander	C	2006-07	5
Brendan Shanahan	LW	2007-08	5
Nigel Dawes	LW	2007-08	5
Nikolai Zherdev	RW	2008-09	5
Markus Naslund	LW	2008-09	5
Mats Zuccarello	RW	2010-11	5
Erik Christensen	C	2010-11	5
Kevin Shattenkirk	D	2018-19	5
Mika Zibanejad	C	2018-19	5
Wojtek Wolski	LW	2010-11	4
Marian Gaborik	RW	2011-12	4
Mats Zuccarello	RW	2016-17	4
Mats Zuccarello	RW	2017-18	4
Artemi Panarin	RW	2022-23	4
Artemi Panarin	RW	2023-24	4

SHOOTOUT ATTEMPTS			
PLAYER	POS.	SEASON	SHOOTOUT ATTEMPTS
Brendan Shanahan	LW	2007-08	15
Nikolai Zherdev	RW	2008-09	14
Michael Nylander	C	2006-07	13
Markus Naslund	LW	2008-09	12
Michael Nylander	C	2005-06	11
Mika Zibanejad	C	2018-19	11
Jaromir Jagr	RW	2006-07	9
Nigel Dawes	LW	2007-08	9
Fredrik Sjostrom	LW	2008-09	9
Mats Zuccarello	RW	2010-11	9
Brad Richards	C	2011-12	9

GAME-DECIDING GOALS			
PLAYER	POS.	SEASON	GDG
Brendan Shanahan	LW	2007-08	4
Petr Sykora	RW	2005-06	3
Marcel Hossa	LW	2006-07	3
Nikolai Zherdev	RW	2008-09	3
Chris Drury	C	2008-09	3
Mats Zuccarello	RW	2010-11	3
Erik Christensen	C	2010-11	3
Kevin Shattenkirk	D	2018-19	3
Artemi Panarin	RW	2023-24	3

## MOST DECISIVE VICTORIES

HOME		
SCORE	OPPONENT	DATE
12-1	vs. California	Nov. 21, 1971
10-0	vs. California	Nov. 17, 1974
9-0	vs. Montreal	Feb. 4, 1940
9-0	vs. Chicago	Jan. 5, 1947
9-0	vs. Montreal	Jan. 30, 1949
9-0	vs. Boston	Feb. 23, 1969
9-0	vs. New Jersey	Mar. 31, 1986
9-0	vs. Philadelphia	Mar. 17, 2021
11-2	vs. Detroit	Jan. 25, 1942
8-0	vs. Los Angeles	Jan. 9, 1972
9-1	vs. St. Louis	Jan. 5, 1972
9-1	vs. Pittsburgh	Dec. 17, 1972
10-2	vs. Chicago	Mar. 12, 1952
10-2	vs. Edmonton	Oct. 24, 1979
10-2	vs. Detroit	Dec. 23, 1985
11-3	vs. Hartford	Feb. 23, 1983

ROAD		
SCORE	OPPONENT	DATE
11-2	at New Jersey	Oct. 25, 1984
11-3	at Pittsburgh	Nov. 25, 1992
10-2	at Tampa Bay	Nov. 10, 1998
7-0	at NY Americans*	Jan. 29, 1928
7-0	at Montreal	Jan. 22, 1935
7-0	at NY Americans*	Feb. 2, 1939
7-0	at Toronto	Mar. 22, 1958
8-1	at Oakland	Nov. 7, 1969
8-1	at California	Nov. 5, 1971
8-1	at Minnesota	Dec. 30, 1974
9-2	at Ottawa	Jan. 28, 1933
9-2	at Minnesota	Feb. 15, 1975
11-4	at Minnesota	Dec. 4, 1976
11-4	at Washington	Mar. 24, 1978

\* Rangers were the road team against the Americans at MSG

## MOST DECISIVE DEFEATS

HOME		
SCORE	OPPONENT	DATE
3-13	Boston	Jan. 2, 1944
0-9	Detroit	Dec. 6, 1950
1-10	Toronto	Mar. 21, 1965
0-8	Toronto	Mar. 9, 1944
0-8	Chicago	Apr. 2, 1967
0-7	Toronto	Jan. 28, 1945
1-8	Atlanta	Dec. 31, 1975
1-8	Montreal	Feb. 27, 1977
1-8	Minnesota	Jan. 15, 1979
5-12	Winnipeg	Feb. 25, 1985

ROAD		
SCORE	OPPONENT	DATE
0-15	at Detroit	Jan. 23, 1944
1-14	at Toronto	Mar. 16, 1957
3-14	at Boston	Jan. 21, 1945
2-12	at Detroit	Feb. 3, 1944
1-10	at Chicago	Jan. 28, 1943
2-11	at Montreal	Mar. 18, 1944
1-10	at Boston	Feb. 12, 1947
0-9	at Boston	Jan. 24, 1953
2-11	at Montreal	Jan. 21, 1960

## ALL-TIME 10-GOAL GAMES

DATE	SCORE	OPPONENT
Mar. 16, 1939	11-5	at NY Americans
Jan. 25, 1942	11-2	vs. Detroit
Mar. 12, 1952	10-2	vs. Chicago
Mar. 29, 1967	10-5	vs. Detroit
Nov. 21, 1971	12-1	vs. California
Nov. 17, 1974	10-0	vs. California
Feb. 18, 1976	11-4	vs. Washington
Oct. 12, 1976	10-4	at Minnesota
Dec. 4, 1976	11-4	at Minnesota
Mar. 24, 1978	11-4	at Washington
Oct. 24, 1979	10-2	vs. Edmonton
Feb. 23, 1983	11-3	vs. Hartford
Oct. 25, 1984	11-2	at New Jersey
Dec. 23, 1985	10-2	vs. Detroit
Nov. 25, 1992	11-3	at Pittsburgh
Dec. 13, 1992	10-5	vs. Montreal
Nov. 10, 1998	10-2	at Tampa Bay

## ALL-TIME 10-GOAL GAMES VS. RANGERS

DATE	SCORE	OPPONENT
Nov. 5, 1942	5-12	at Detroit
Nov. 8, 1942	4-10	at Montreal
Jan. 28, 1943	1-10	at Chicago
Mar. 16, 1943	5-11	at Boston
Nov. 14, 1943	5-10	at Chicago
Dec. 4, 1943	4-11	at Toronto
Jan. 2, 1944	3-13	vs. Boston
Jan. 23, 1944	0-15	at Detroit
Feb. 3, 1944	2-12	at Detroit
Mar. 4, 1944	9-10	at Boston
Mar. 18, 1944	2-11	at Montreal
Nov. 2, 1944	3-10	at Detroit
Dec. 21, 1944	3-11	at Detroit
Jan. 21, 1945	3-14	at Boston
Mar. 11, 1945	5-11	vs. Montreal
Feb. 12, 1947	1-10	at Boston
Feb. 19, 1955	2-10	at Montreal
Mar. 16, 1957	1-14	at Toronto
Jan. 21, 1960	2-11	at Montreal
Mar. 21, 1965	1-10	vs. Toronto
Nov. 15, 1973	2-10	at Boston
Dec. 19, 1974	3-11	at Boston
Apr. 3, 1976	2-10	at NY Islanders
Mar. 10, 1977	3-10	at Boston
Nov. 13, 1979	5-10	at NY Islanders
Nov. 17, 1984	4-10	at NY Islanders
Feb. 25, 1985	5-12	vs. Winnipeg
Mar. 7, 1985	5-11	at Calgary
Dec. 4, 1988	6-10	at Edmonton
Feb. 17, 1989	6-10	vs. Toronto
Dec. 31, 1992	6-11	at Buffalo
Mar. 6, 1993	2-10	at Quebec
Apr. 9, 1993	4-10	vs. Pittsburgh
Feb. 6, 2009	2-10	at Dallas

## ALL-TIME 0-0 GAMES

DATE	OPPONENT/SITE	GOALTENDERS
Mar. 5, 1927	vs. Montreal at Montreal (Maroons)	Lorne Chabot and Clint Benedict
Feb. 7, 1928	vs. Ottawa at MSG	Lorne Chabot and Alec Connell
Feb. 9, 1928	vs. Ottawa at Ottawa	Lorne Chabot and Alec Connell
Feb. 26, 1928	vs. Detroit at Detroit	Lorne Chabot and Hap Holmes
Dec. 6, 1928	vs. Pittsburgh at Pittsburgh (Pirates)	John Ross Roach and Joe Miller
Jan. 6, 1929	vs. NY Americans at MSG*	John Ross Roach and Roy Worters
Jan. 19, 1929	vs. Montreal at Montreal	John Ross Roach and George Hainsworth
Feb. 28, 1929	vs. Chicago at Chicago**	John Ross Roach and Charlie Gardiner
Nov. 18, 1930	vs. NY Americans at MSG	John Ross Roach and Roy Worters
Mar. 15, 1931	vs. NY Americans at MSG	John Ross Roach and Roy Worters
Dec. 7, 1933	vs. Montreal at MSG	Andy Aitkenhead and Lorne Chabot
Dec. 21, 1933	vs. Ottawa at MSG	Andy Aitkenhead and Bill Beveridge
Dec. 30, 1934	vs. Boston at MSG	Dave Kerr and Tiny Thompson
Feb. 24, 1935	vs. Boston at MSG	Dave Kerr and Tiny Thompson
Jan. 5, 1936	vs. NY Americans at MSG*	Dave Kerr and Roy Worters
Mar. 3, 1936	vs. Toronto at MSG	Dave Kerr and George Hainsworth
Mar. 10, 1936	vs. Montreal at Montreal (Maroons)	Dave Kerr and Lorne Chabot
Dec. 8, 1936	vs. Chicago at MSG	Dave Kerr and Mike Karakas
Dec. 17, 1939	vs. Detroit at Detroit	Dave Kerr and Tiny Thompson
Mar. 14, 1940	vs. Boston at MSG	Dave Kerr and Frank Brimsek
Jan. 7, 1945	vs. Chicago at MSG	Ken McAuley and Mike Karakas
Dec. 31, 1945	vs. Montreal at MSG	Chuck Rayner and Bill Durnan
Dec. 24, 1949	vs. Montreal at Montreal	Chuck Rayner and Bill Durnan
Oct. 22, 1950	vs. Boston at Boston	Chuck Rayner and Jack Gelineau
Mar. 5, 1954	vs. Chicago at Chicago	Johnny Bower and Al Rollins
Jan. 12, 1955	vs. Toronto at MSG	Gump Worsley and Harry Lumley
Dec. 8, 1956	vs. Toronto at Toronto	Gump Worsley and Ed Chadwick
Mar. 8, 1964	vs. Montreal at MSG	Jacques Plante and Charlie Hodge
Mar. 8, 1970	vs. Pittsburgh at MSG	Ed Giacomin and Al Smith
Mar. 30, 1981	vs. Philadelphia at MSG	Steve Baker and Rick St. Croix
Dec. 9, 1989	vs. NY Islanders at NY Islanders	John Vanbiesbrouck and Mark Fitzpatrick
Feb. 28, 1995	vs. Florida at MSG	Mike Richter and John Vanbiesbrouck
Oct. 27, 1998	vs. Buffalo at MSG	Mike Richter and Dominik Hasek
Oct. 16, 2003	vs. Atlanta at MSG	Mike Dunham and Pasi Nurminen
Oct. 20, 2007	vs. Boston at Boston (0-1, SO)	Henrik Lundqvist and Manny Fernandez
Mar. 9, 2008	vs. Boston at MSG (1-0, SO)	Henrik Lundqvist and Alex Auld
Oct. 17, 2008	vs. Toronto at MSG (1-0, SO)	Steve Valiquette and Vesa Toskala
Jan. 12, 2010	vs. New Jersey at MSG (0-1, SO)	Henrik Lundqvist and Martin Brodeur
Feb. 1, 2012	vs. Buffalo at Buffalo (1-0, SO)	Henrik Lundqvist and Ryan Miller
Nov. 1, 2014	vs. Winnipeg at MSG (0-1, SO)	Henrik Lundqvist and Ondrej Pavelec
Dec. 27, 2017	vs. Washington at MSG (1-0, SO)	Ondrej Pavelec and Philipp Grubauer

\*Rangers were road team in game against NY Americans

\*\* Game played at Detroit Olympia



## ALL-TIME REGULAR SEASON NEUTRAL SITE GAMES

DATE	VENUE	LOCATION	OPPONENT	HOME TEAM	SCORE
2/2/29	Detroit Olympia	Detroit, MI	Chicago	Chicago	3-2
2/28/29	Detroit Olympia	Detroit, MI	Chicago	Chicago	0-0
12/28/29	Atlantic City Auditorium	Atlantic City, NJ	Ottawa	Ottawa	3-1
2/19/54	Indiana State Fairgrounds Coliseum	Indianapolis, IN	Chicago	Chicago	3-0
3/16/55	St. Louis Arena	St. Louis, MO	Chicago	Chicago	1-1
1/17/56	Ak-Sar-Ben Coliseum	Omaha, NE	Chicago	Chicago	2-2
3/8/56	St. Louis Arena	St. Louis, MO	Chicago	Chicago	6-4
11/8/68	Cow Palace	Daly City, CA	Oakland	Oakland	3-2
12/9/92	Miami Arena	Miami, FL	Tampa Bay	NY Rangers	6-5
2/22/93	ARCO Arena	Sacramento, CA	San Jose	San Jose	4-0
10/31/93	Halifax Metro Centre	Halifax, NS	New Jersey	NY Rangers	4-1
3/9/94	Halifax Metro Centre	Halifax, NS	Washington	Washington	7-5
10/4/08	O2 Arena	Prague, CZE	Tampa Bay	Tampa Bay	2-1
10/5/08	O2 Arena	Prague, CZE	Tampa Bay	NY Rangers	2-1
10/7/11	Ericsson Globe	Stockholm, SWE	Los Angeles	Los Angeles	2-3 (OT)
10/8/11	Ericsson Globe	Stockholm, SWE	Anaheim	Anaheim	1-2 (OT)
1/2/12 <sup>1</sup>	Citizens Bank Park	Philadelphia, PA	Philadelphia	Philadelphia	3-2
1/26/14 <sup>2</sup>	Yankee Stadium	Bronx, NY	New Jersey	New Jersey	7-3
1/29/14 <sup>3</sup>	Yankee Stadium	Bronx, NY	NY Islanders	NY Islanders	2-1
1/1/18 <sup>4</sup>	Citi Field	Queens, NY	Buffalo	Buffalo	3-2 (OT)
2/18/24 <sup>5</sup>	Metlife Stadium	E. Rutherford, NJ	NY Islanders	NY Islanders	6-5 (OT)
Rangers All-Time Record in Regular Season Neutral Site Games					16-0-3-2

<sup>1</sup> 2012 NHL Winter Classic

<sup>2</sup> 2014 NHL Stadium Series

<sup>3</sup> 2014 NHL Stadium Series

<sup>4</sup> 2018 NHL Winter Classic

<sup>5</sup> 2024 NHL Stadium Series

## ALL-TIME PLAYOFF NEUTRAL SITE GAMES

DATE	VENUE	LOCATION	OPPONENT	HOME TEAM	SCORE
4/7/32	Boston Garden	Boston, MA	Toronto	NY Rangers	2-6
4/13/50	Maple Leaf Gardens	Toronto, ON	Detroit	NY Rangers	3-1
4/15/50	Maple Leaf Gardens	Toronto, ON	Detroit	NY Rangers	0-4
8/1/20	Scotiabank Arena	Toronto, ON	Carolina	Carolina	2-3
8/3/20	Scotiabank Arena	Toronto, ON	Carolina	Carolina	1-4
8/4/20	Scotiabank Arena	Toronto, ON	Carolina	NY Rangers	1-4
Rangers All-Time Record in Playoff Neutral Site Games					1-5

## ALL-TIME ROAD GAMES AT MADISON SQUARE GARDEN

DATE	OPPONENT	SCORE
12/26/26	NY Americans	2-5
2/27/27	NY Americans	4-1
11/20/27	NY Americans	2-1
1/29/28	NY Americans	7-0
11/18/28	NY Americans	1-1
1/6/29	NY Americans	0-0
3/17/29	Pittsburgh Pirates*	4-3
1/2/30	NY Americans	1-7
2/4/30	NY Americans	3-5
3/16/30	Pittsburgh Pirates*	4-3 (OT)
12/30/30	NY Americans	2-2
2/5/31	NY Americans	2-0
3/17/31	Ottawa*	3-1
11/17/31	NY Americans	3-0
12/25/31	NY Americans	6-0
3/10/32	NY Americans	1-5
12/15/32	NY Americans	3-2
1/24/33	NY Americans	3-2
3/12/33	NY Americans	8-2
12/24/33	NY Americans	3-1
1/16/34	NY Americans	1-2
3/13/34	NY Americans	2-1
11/25/34	NY Americans	1-3
1/12/35	NY Americans	3-1
1/27/35	NY Americans	4-2
11/26/35	NY Americans	1-0
1/5/36	NY Americans	0-0
3/15/36	NY Americans	2-1
11/26/36	NY Americans	3-1
12/29/36	NY Americans	5-1
3/9/37	NY Americans	7-5 (OT)
12/16/37	NY Americans	2-0
1/16/38	NY Americans	4-0
3/6/38	NY Americans	1-3
12/4/38	NY Americans	6-1
1/10/39	NY Americans	0-1 (OT)
2/2/39	NY Americans	7-0
3/16/39	NY Americans	11-5
11/18/39	NY Americans	3-1
1/4/40	NY Americans	6-2
1/23/40	NY Americans	5-3
2/22/40	NY Americans	0-1 (OT)
11/28/40	NY Americans	1-2
1/5/41	NY Americans	6-2
2/4/41	NY Americans	2-2
2/18/41	NY Americans	5-2
12/11/41	Brooklyn	5-3
12/31/41	Brooklyn	4-3
2/3/42	Brooklyn	3-2 (OT)
3/3/42	Brooklyn	4-4

\* games were originally scheduled for the opponent's city, but switched to MSG to draw a larger crowd

## ALL-TIME PENALTY SHOTS

PLAYER	DATE	SCORE	GOALTENDER	RESULT
Bun Cook	11/18/34	Eagles 0 at NYR 5	Bill Beveridge	Save
Bun Cook	11/22/34	Detroit 3 at NYR 4	Normie Smith	Save
Bun Cook	12/8/34	NYR 5 at Toronto 2	George Hainsworth	Save
Bert Connelly	1/24/35	Chicago 3 at NYR 3	Lorne Chabot	Save
Bert Connelly	1/31/35	NYR 3 at Toronto 2	George Hainsworth	Save
Bert Connelly	1/16/36	Toronto 0 at NYR 1	George Hainsworth	Goal
Neil Colville	12/16/37	NYR 2 at NY Americans 0	Earl Robertson	Save
Alex Shibicky	2/1/38	Chicago 1 at NYR 6	Mike Karakas	Goal
Alex Shibicky	12/8/38	NYR 6 at Canadiens 5	Claude Bourque	Save
Mac Colville	12/27/41	NYR 4 at Canadiens 2	Paul Bibeault	Goal
Ab DeMarco Sr.	2/19/44	NYR 2 at Canadiens 5	Bill Durnan	Save
Chuck Scherza	11/30/44	NYR 7 at Canadiens 5	Bill Durnan	Goal
Fred Thurier	1/18/45	NYR 3 at Detroit 7	Harry Lumley	Goal
Alex Shibicky	11/25/45	NYR 4 at Detroit 1	Harry Lumley	Goal
Danny Lewicki	10/24/56	Montreal 2 at NYR 3	Gerry McNeil	Goal
Camille Henry	3/8/58	NYR 3 at Montreal 2	Jacques Plante	Goal
Andy Bathgate	3/14/62	Detroit 2 at NYR 3	Hank Bassen	Goal
Camille Henry	2/26/63	NYR 4 at Detroit 3	Terry Sawchuk	Goal
Andy Heberton	3/21/63	NYR 2 at Boston 2	Eddie Johnston	Save
Don Marshall	11/3/63	Canadiens 5 at NYR 3	Charlie Hodge	Save
Rod Gilbert	11/27/63	Detroit 2 at NYR 3	Terry Sawchuk	Goal
Bob Nevin	11/5/66	NYR 1 at Toronto 3	Terry Sawchuk	Goal
Greg Polis	2/1/76	North Stars 2 at NYR 3	Cesare Maniago	Save
Don Murdoch	11/3/76	NYR 6 at Vancouver 1	Curt Ridley	Goal
Bill Goldsworthy	11/14/76	Pittsburgh 5 at NYR 1	Dunc Wilson	Save
Don Murdoch	1/9/77	Los Angeles 5 at NYR 4	Rogie Vachon	Save
Don Murdoch	1/28/78	NYR 2 at Islanders 6	Glenn Resch	Save
Claude Larose	1/7/80	Hartford 2 at NYR 5	Al Smith	Save
Ron Greschner	10/28/80	NYR 4 at St. Louis 5	Mike Liut	Goal
Mike Rogers	12/5/81	NYR 2 at Colorado 1	Glenn Resch	Save
Pierre Larouche	2/16/86	Detroit 1 at NYR 3	Corrado Micallef	Save
Mike Ridley	2/16/86	Detroit 1 at NYR 3	Corrado Micallef	Save
Peter Sundstrom	3/2/86	Washington 4 at NYR 2	Al Jensen	Goal
Jan Erixon	10/24/87	NYR 5 at Philadelphia 3	Mark Laforest	Goal
Guy Lafleur	11/29/88	NYR 4 at Winnipeg 3	Eldon Reddick	Save
Lindy Ruff	11/26/89	Quebec 1 at NYR 3	Mario Brunetta	Goal
Kelly Kisio	2/26/90	Boston 1 at NYR 6	Rejean Lemelin	Save
Darren Turcotte	12/29/91	Pittsburgh 6 at NYR 3	Wendell Young	Save
Paul Broten	1/16/92	Calgary 4 at NYR 6	Mike Vernon	Goal
Alexei Kovalev	10/5/93	Boston 4 at NYR 3	Jon Casey	Save
Steve Larmer	1/16/94	NYR 5 at Chicago 1	Ed Belfour	Goal
Tony Amonte	1/27/94	NYR 5 at Los Angeles 4	Kelly Hrudey	Save
Mike Keane	10/24/97	Tampa Bay 3 at NYR 4	Corey Schwab	Goal

## ALL-TIME PENALTY SHOTS

PLAYER	DATE	SCORE	GOALTENDER	RESULT
Kevin Stevens	3/22/98	NYR 4 at Philadelphia 5	Sean Burke	Save
John MacLean	1/10/99	Tampa Bay 2 at NYR 5	Bill Ranford	Goal
Radek Dvorak	3/13/00	Dallas 4 at NYR 3	Manny Fernandez	Save
Manny Malhotra	1/14/02	Columbus 2 at NYR 2	Marc Denis	Save
Pavel Bure	10/19/02	Nashville 2 at NYR 2	Tomas Vokoun	Goal
Pavel Bure	3/13/03	NYR 2 at Ottawa 3	Patrick Lalime	Goal
Jan Hlavac	11/6/03	NYR 3 at Carolina 6	Kevin Weekes	Goal
Matthew Barnaby	2/16/04	Ottawa 4 at NYR 1	Patrick Lalime	Save
Michael Nylander	10/5/05	NYR 5 at Philadelphia 3	Robert Esche	Save
Martin Straka	2/2/06	NYR 5 at Islanders 2	Rick DiPietro	Goal
Jason Ward	3/8/06	NYR 2 at Atlanta 3	Kari Lehtonen	Save
Martin Straka	3/14/06	NYR 3 at Carolina 5	Martin Gerber	Save
Karel Rachunek	12/30/06	Washington 1 at NYR 4	Olaf Kolzig	Save
Jed Ortmeyer	1/13/07	Boston 1 at NYR 3	Tim Thomas	Goal
Brendan Shanahan	1/29/07	NYR 6 at Boston 1	Hannu Toivonen	Goal
Chris Drury	11/8/08	NYR 1 at Washington 3	Brent Johnson	Save
Michal Rozsival	12/17/08	NYR 3 at Los Angeles 2	Jason LaBarbera	Goal
Lauri Korpikoski	3/21/09	Buffalo 3 at NYR 5	Patrick Lalime	Save
Ryan Callahan	12/6/09	Detroit 3 at NYR 1	Jimmy Howard	Save
Sean Avery	2/14/10	Tampa Bay 2 at NYR 5	Mike Smith	Goal
Marian Gaborik	10/11/10	NYR 4 at Islanders 6	Rick DiPietro	Save
Ryan Callahan	10/30/10	NYR 2 at Toronto 0	Jean-Sebastien Giguere	Goal
Marian Gaborik	2/11/11	NYR 2 at Atlanta 3	Ondrej Pavelec	Save
Marian Gaborik	1/10/12	Phoenix 1 at NYR 2	Mike Smith	Save
Marian Gaborik	3/14/13	NYR 1 at Winnipeg 3	Ondrej Pavelec	Save
Chris Kreider	11/19/13	Boston 2 at NYR 1	Tuukka Rask	Save
Rick Nash	11/21/13	NYR 3 at Dallas 2	Kari Lehtonen	Save
Derek Stepan	1/26/14	NYR 7 at New Jersey 3	Cory Schneider	Goal
Martin St. Louis	12/13/14	NYR 5 at Vancouver 1	Ryan Miller	Save
Carl Hagelin	2/2/15	Florida 3 at NYR 6	Roberto Luongo	Save
Rick Nash	10/10/15	Columbus 2 at NYR 5	Sergei Bobrovsky	Save
Chris Kreider	11/19/15	NYR 1 at Tampa Bay 2	Ben Bishop	Save
Chris Kreider	11/21/15	NYR 5 at Florida 4	Roberto Luongo	Save
Dan Boyle	12/9/15	NYR 1 at Vancouver 2	Ryan Miller	Goal
Keith Yandle	12/17/15	NYR 2 at Minnesota 5	Devan Dubnyk	Save
Jesper Fast	2/21/16	Detroit 0 at NYR 1	Jimmy Howard	Save
Brady Skjei	12/29/17	NYR 2 at Detroit 3	Jimmy Howard	Save
Jimmy Vesey	1/4/19	NYR 1 at Colorado 6	Philipp Grubauer	Save
Pavel Buchnevich	12/28/19	NYR 5 at Toronto 4	Frederik Andersen	Save
Julien Gauthier	2/22/20	San Jose 2 at NYR 3	Aaron Dell	Save
Pavel Buchnevich	2/18/21	NYR 3 at Philadelphia 2	Carter Hart	Save
Chris Kreider	4/8/21	Pittsburgh 5 at NYR 2	Tristan Jarry	Save
Alexis Lafreniere	12/03/23	San Jose 6 at NYR 5	Mackenzie Blackwood	Save
Jimmy Vesey	4/15/24	Ottawa 0 at NYR 4	Joonas Korpisalo	Save

## ALL-TIME PENALTY SHOTS VS. RANGERS

PLAYER, TEAM	DATE	SCORE	GOALTENDER	RESULT
Ebbie Goodfellow, Detroit	11/15/34	NYR 2 at Detroit 8	Percy Jackson	Save
Ebbie Goodfellow, Detroit	11/22/34	Detroit 3 at NYR 4	Andy Aitkenhead	Save
Armand Mondou, Montreal	12/4/34	NYR 3 at Canadiens 5	Andy Aitkenhead	Goal
Charlie Conacher, Toronto	12/11/34	Toronto 8 at NYR 4	Andy Aitkenhead	Goal
Ebbie Goodfellow, Detroit	2/17/35	NYR 5 at Detroit 3	Dave Kerr	Save
Hap Emms, NY Americans	12/16/37	NYR 2 at NY Americans 0	Dave Kerr	Save
Paul Thompson, Chicago	2/1/38	Chicago 1 at NYR 6	Dave Kerr	Save
Sid Abel, Detroit	2/26/42	Detroit 4 at NYR 7	Jim Henry	Goal
Bob Goldham, Toronto	3/7/42	NYR 2 at Toronto 4	Jim Henry	Goal
Bud Poile, Toronto	11/19/42	Toronto 7 at NYR 3	Steve Buzinski	Goal
Ray Getliffe, Montreal	2/20/43	NYR 1 at Canadiens 6	Bill Beveridge	Save
Tod Sloan, Toronto	2/17/51	NYR 0 at Toronto 2	Chuck Rayner	Save
Bernie Geoffrion, Montreal	10/16/52	NYR 1 at Montreal 3	Gump Worsley	Goal
Gordie Howe, Detroit	3/5/53	NYR 1 at Detroit 7	Gump Worsley	Goal
Dallas Smith, Boston	12/21/66	Boston 1 at NYR 5	Ed Giacomin	Save
Johnny Bucyk, Boston	2/4/67	NYR 4 at Boston 3	Ed Giacomin	Goal
Eddie Joyal, Los Angeles	10/31/67	NYR 6 at Los Angeles 1	Ed Giacomin	Save
Norm Ferguson, Oakland	11/24/68	Oakland 2 at NYR 3	Ed Giacomin	Goal
Charlie Burns, Pittsburgh	2/5/69	NYR 2 at Pittsburgh 3	Ed Giacomin	Save
Keith McCreary, Pittsburgh	3/18/70	NYR 2 at Pittsburgh 0	Ed Giacomin	Save
Butch Goring, Los Angeles	2/13/72	Los Angeles 2 at NYR 4	Gilles Villemure	Goal
Stan Mikita, Chicago	3/15/72	NYR 1 at Chicago 3	Ed Giacomin	Save
Ron Schock, Pittsburgh	3/10/73	NYR 5 at Pittsburgh 4	Ed Giacomin	Save
Jacques Lemaire, Montreal	3/31/73	NYR 1 at Montreal 5	Ed Giacomin	Goal
Paul Henderson, Toronto	10/20/73	NYR 2 at Toronto 3	Gilles Villemure	Save
Yvan Cournoyer, Montreal	12/29/73	NYR 1 at Montreal 7	Ed Giacomin	Save
Rolf Edberg, Washington	2/2/80	NYR 6 at Washington 3	Doug Soetaert	Goal
Mike Gartner, Washington	12/10/80	Washington 2 at NYR 6	Wayne Thomas	Goal
Bob MacMillan, Calgary	1/13/81	NYR 4 at Calgary 4	Doug Soetaert	Save
Mike Rogers, Hartford	2/22/81	NYR 5 at Hartford 6	Doug Soetaert	Save
Petr Klima, Detroit	2/17/87	Detroit 2 at NYR 6	John Vanbiesbrouck	Save
Pat Verbeek, New Jersey	3/27/88	NYR 2 at New Jersey 7	John Vanbiesbrouck	Goal
Ray Bourque, Boston	11/11/88	Boston 4 at NYR 4	John Vanbiesbrouck	Save
Kevin Dineen, Hartford	10/19/89	Hartford 3 at NYR 7	Mike Richter	Save
Pelle Eklund, Philadelphia	1/14/90	Philadelphia 3 at NYR 4	Mike Richter	Save
Keith Acton, Philadelphia	3/25/90	Philadelphia 3 at NYR 7	John Vanbiesbrouck	Goal
Troy Murray, Winnipeg	11/27/91	NYR 2 at Winnipeg 3	Mike Richter	Save
Pavel Bure, Vancouver	2/17/92	Vancouver 3 at NYR 3	John Vanbiesbrouck	Save
Steve Konowalchuk, Washington	3/5/95	NYR 2 at Washington 4	Mike Richter	Save
Ken Klee, Washington	3/12/97	Washington 2 at NYR 3	Mike Richter	Save
Doug Weight, Edmonton	10/8/97	NYR 3 at Edmonton 3	Mike Richter	Goal
Marc Bureau, Montreal	3/12/98	NYR 1 at Montreal 4	Mike Richter	Save

## ALL-TIME PENALTY SHOTS VS. RANGERS

PLAYER, TEAM	DATE	SCORE	GOALTENDER	RESULT
Claude Lapointe, NY Islanders	10/22/98	NY Islanders 2 at NYR 3	Mike Richter	Save
Richard Zednik, Washington	11/11/99	NYR 5 at Washington 4	Mike Richter	Save
Randy Robitaille, Nashville	1/31/00	Nashville 1 at NYR 5	Mike Richter	Save
David Legwand, Nashville	12/23/00	Nashville 3 at NYR 2	Kirk McLean	Goal
Colin White, New Jersey	12/19/01	New Jersey 2 at NYR 2	Mike Richter	Save
Patrick Marleau, San Jose	11/11/02	NYR 5 at San Jose 4	Dan Blackburn	Goal
Michal Handzus, Philadelphia	12/5/02	NYR 2 at Philadelphia 3	Dan Blackburn	Goal
Rem Murray, Nashville	1/23/03	NYR 4 at Nashville 2	Mike Dunham	Save
Miroslav Satan, Buffalo	2/15/03	NYR 4 at Buffalo 5	Mike Dunham	Goal
Eric Meloche, Pittsburgh	1/3/04	NYR 4 at Pittsburgh 1	Jussi Markkanen	Save
Zigmund Palffy, Pittsburgh	11/7/05	Pittsburgh 3 at NYR 2	Kevin Weekes	Save
Joe Sakic, Colorado	12/18/05	Colorado 2 at NYR 1	Kevin Weekes	Goal
Jordan Staal, Pittsburgh	11/25/06	NYR 2 at Pittsburgh 1	Henrik Lundqvist	Save
Nils Ekman, Pittsburgh	12/7/06	Pittsburgh 2 at NYR 3	Henrik Lundqvist	Goal
Marian Hossa, Atlanta	1/20/07	Atlanta 3 at NYR 1	Henrik Lundqvist	Save
Dmitry Afanasev, Philadelphia	2/17/07	Philadelphia 5 at NYR 3	Steve Valiquette	Save
Jordan Staal, Pittsburgh	10/23/07	NYR 0 at Pittsburgh 1	Henrik Lundqvist	Save
Vincent Lecavalier, Tampa Bay	10/29/07	Tampa Bay 1 at NYR 3	Henrik Lundqvist	Goal
Sergei Kostitsyn, Montreal	2/3/08	NYR 5 at Montreal 3	Henrik Lundqvist	Goal
Sidney Crosby, Pittsburgh	1/18/09	NYR 0 at Pittsburgh 3	Henrik Lundqvist	Save
Marco Sturm, Boston	1/9/10	NYR 3 at Boston 1	Henrik Lundqvist	Save
Daniel Paille, Boston	3/21/10	NYR 1 at Boston 2	Henrik Lundqvist	Save
Daniel Briere, Philadelphia	1/2/12	NYR 3 at Philadelphia 2	Henrik Lundqvist	Save
Jonathan Toews, Chicago	2/16/12	Chicago 4 at NYR 2	Martin Biron	Goal
Mikhail Grabovski, Washington	12/8/13	Washington 4 at NYR 1	Henrik Lundqvist	Goal
Cal Clutterbuck, NY Islanders	12/20/13	NY Islanders 5 at NYR 3	Henrik Lundqvist	Goal
Tyler Bozak, Toronto	3/5/14	Toronto 3 at NYR 2	Henrik Lundqvist	Goal
Jeff Skinner, Carolina	3/7/14	NYR 4 at Carolina 2	Henrik Lundqvist	Goal
Brian Gionta, Montreal	4/12/14	NYR 0 at Montreal 1	Cam Talbot	Goal
Gustav Nyquist, Detroit	11/5/14	Detroit 3 at NYR 4	Henrik Lundqvist	Save
Tobias Rieder, Arizona	2/14/15	NYR 5 at Arizona 1	Cam Talbot	Save
Reilly Smith, Florida	11/21/15	NYR 5 at Florida 4	Henrik Lundqvist	Save
Brandon Saad, Columbus	2/26/17	Columbus 5 at NYR 2	Henrik Lundqvist	Save
David Perron, Vegas	10/31/17	Vegas 4 at NYR 6	Henrik Lundqvist	Goal
Jeff Skinner, Carolina	12/1/17	Carolina 1 at NYR 5	Henrik Lundqvist	Save
Evgeni Malkin, Pittsburgh	3/14/18	Pittsburgh 3 at NYR 4	Alexandar Georgiev	Save
Evgeny Kuznetsov, Washington	3/28/18	NYR 2 at Washington 3	Henrik Lundqvist	Save
Taylor Hall, New Jersey	4/3/18	NYR 2 at New Jersey 5	Henrik Lundqvist	Goal
Jakub Vrana, Washington	10/18/19	NYR 2 at Washington 5	Henrik Lundqvist	Save
Matt Nieto, Colorado	3/11/20	NYR 2 at Colorado 3	Alexandar Georgiev	Save
Joel Farabee, Philadelphia	4/22/21	Philadelphia 3 at NYR 2	Igor Shesterkin	Save
Frederick Gaudreau, Minnesota	1/28/22	Minnesota 3 at NYR 2	Igor Shesterkin	Save
Jack Hughes, New Jersey	12/12/22	New Jersey 3 at NYR 4 (OT)	Igor Shesterkin	Save
Jason Zucker, Arizona	10/16/23	Arizona 1 at NYR 2	Igor Shesterkin	Save
Mathew Barzal, NY Islanders	4/9/24	NYR 2 at NY Islanders 4	Igor Shesterkin	Save
Adam Pelech, NY Islanders	4/13/24	NY Islanders 2 at NYR 3 (SO)	Igor Shesterkin	Save



## SCORING LEADERS YEAR-BY-YEAR

YEAR	GOALS	PLAYER	ASSISTS	PLAYER	POINTS	PLAYER
1926-27	33	Bill Cook	15	Frank Boucher	37	Bill Cook
1927-28	23	Frank Boucher	14	Bun Cook	35	Frank Boucher
1928-29	15	Bill Cook	16	Frank Boucher	26	Frank Boucher
1929-30	29	Bill Cook	36	Frank Boucher	62	Frank Boucher
1930-31	30	Bill Cook	27	Frank Boucher	42	Bill Cook
1931-32	33	Bill Cook	24	Frank Boucher	47	Bill Cook
1932-33	28	Bill Cook	28	Frank Boucher	50	Bill Cook
1933-34	18	Bun Cook	30	Frank Boucher	44	Frank Boucher
1934-35	25	Cecil Dillon	32	Frank Boucher	45	Frank Boucher
1935-36	18	Cecil Dillon	18	Frank Boucher	32	Cecil Dillon
1936-37	22	Butch Keeling	18	Neil Colville	31	Cecil Dillon
1937-38	21	Cecil Dillon	25	Phil Watson	39	Cecil Dillon
1938-39	24	Alex Shibicky	23	Ott Heller	41	Clint Smith
1939-40	24	Bryan Hextall	28	Phil Watson	40	Bryan Hextall
1940-41	26	Bryan Hextall	28	Neil Colville	47	Bryan Hextall
1941-42	32	Lynn Patrick	37	Phil Watson	56	Bryan Hextall
1942-43	27	Bryan Hextall	39	Lynn Patrick	61	Lynn Patrick
1943-44	21	Bryan Hextall	33	Bryan Hextall	54	Bryan Hextall
1944-45	24	Ab DeMarco, Sr.	30	Ab DeMarco, Sr.	54	Ab DeMarco, Sr.
1945-46	20	Ab DeMarco, Sr.	27	Ab DeMarco, Sr.	47	Ab DeMarco, Sr.
1946-47	27	Tony Leswick	25	Edgar Laprade	41	Tony Leswick
1947-48	24	Buddy O'Connor	36	Buddy O'Connor	60	Buddy O'Connor
	24	Tony Leswick				
1948-49	18	Edgar Laprade	24	Buddy O'Connor	35	Buddy O'Connor
1949-50	22	Edgar Laprade	25	Tony Leswick	44	Edgar Laprade
			25	Don Raleigh	44	Tony Leswick
1950-51	20	Nick Mickoski	24	Don Raleigh	39	Don Raleigh
					39	Reg Sinclair
1951-52	26	Wally Hergesheimer	42	Don Raleigh	61	Don Raleigh
1952-53	30	Wally Hergesheimer	38	Paul Ronty	59	Wally Hergesheimer
1953-54	27	Wally Hergesheimer	33	Paul Ronty	46	Paul Ronty
1954-55	29	Danny Lewicki	32	Don Raleigh	53	Danny Lewicki
1955-56	24	Dean Prentice	47	Andy Bathgate	66	Andy Bathgate
	24	Andy Heberton				
1956-57	27	Andy Bathgate	50	Andy Bathgate	77	Andy Bathgate
1957-58	32	Camille Henry	48	Andy Bathgate	78	Andy Bathgate
1958-59	40	Andy Bathgate	48	Andy Bathgate	88	Andy Bathgate
1959-60	32	Dean Prentice	48	Andy Bathgate	74	Andy Bathgate
1960-61	29	Andy Bathgate	48	Andy Bathgate	77	Andy Bathgate
1961-62	28	Andy Bathgate	56	Andy Bathgate	84	Andy Bathgate
1962-63	37	Camille Henry	46	Andy Bathgate	81	Andy Bathgate
1963-64	29	Camille Henry	43	Andy Bathgate	65	Phil Goyette
1964-65	25	Rod Gilbert	36	Rod Gilbert	61	Rod Gilbert
1965-66	29	Bob Nevin	33	Bob Nevin	62	Bob Nevin
1966-67	28	Rod Gilbert	49	Phil Goyette	61	Phil Goyette
1967-68	32	Jean Ratelle	48	Rod Gilbert	78	Jean Ratelle
1968-69	32	Jean Ratelle	49	Rod Gilbert	78	Jean Ratelle
1969-70	33	Dave Balon	50	Walt Tkaczuk	77	Walt Tkaczuk
1970-71	36	Dave Balon	49	Walt Tkaczuk	75	Walt Tkaczuk
1971-72	50	Vic Hadfield	63	Jean Ratelle	109	Jean Ratelle
1972-73	41	Jean Ratelle	59	Rod Gilbert	94	Jean Ratelle
1973-74	36	Rod Gilbert	57	Brad Park	82	Brad Park
1974-75	41	Steve Vickers	61	Rod Gilbert	97	Rod Gilbert
1975-76	36	Rod Gilbert	53	Steve Vickers	86	Rod Gilbert

## SCORING LEADERS YEAR-BY-YEAR

YEAR	GOALS	PLAYER	ASSISTS	PLAYER	POINTS	PLAYER
1976-77	34	Phil Esposito	48	Rod Gilbert	80	Phil Esposito
1977-78	40	Pat Hickey	48	Ron Greschner	81	Phil Esposito
1978-79	42	Phil Esposito	45	Anders Hedberg	78	Phil Esposito
					78	Anders Hedberg
1979-80	34	Phil Esposito	48	Don Maloney	78	Phil Esposito
1980-81	30	Anders Hedberg	41	Ron Greschner	70	Anders Hedberg
	30	Eddie Johnstone				
1981-82	40	Ron Duguay	65	Mike Rogers	103	Mike Rogers
1982-83	37	Mark Pavelich	53	Reijo Ruotsalainen	76	Mike Rogers
1983-84	48	Pierre Larouche	53	Mark Pavelich	82	Mark Pavelich
1984-85	29	Tomas Sandstrom	45	Reijo Ruotsalainen	73	Reijo Ruotsalainen
1985-86	25	Tomas Sandstrom	43	Mike Ridley	65	Mike Ridley
1986-87	40	Walt Poddubny	47	Walt Poddubny	87	Walt Poddubny
	40	Tomas Sandstrom				
1987-88	38	Walt Poddubny	55	Kelly Kisio	88	Walt Poddubny
1988-89	36	Tony Granato	56	Tomas Sandstrom	88	Tomas Sandstrom
1989-90	43	John Ogradnick	45	Brian Leetch	74	John Ogradnick
1990-91	49	Mike Gartner	72	Brian Leetch	88	Brian Leetch
1991-92	40	Mike Gartner	80	Brian Leetch	107	Mark Messier
1992-93	45	Mike Gartner	66	Mark Messier	91	Mark Messier
1993-94	52	Adam Graves	77	Sergei Zubov	89	Sergei Zubov
1994-95	17	Adam Graves	39	Mark Messier	53	Mark Messier
1995-96	47	Mark Messier	70	Brian Leetch	99	Mark Messier
1996-97	36	Mark Messier	72	Wayne Gretzky	97	Wayne Gretzky
1997-98	23	Adam Graves	67	Wayne Gretzky	90	Wayne Gretzky
	23	Wayne Gretzky				
	23	Alex Kovalev				
	23	Pat LaFontaine				
1998-99	38	Adam Graves	53	Wayne Gretzky	62	Wayne Gretzky
1999-00	26	Mike York	49	Theoren Fleury	68	Petr Nedved
2000-01	32	Petr Nedved	58	Brian Leetch	79	Brian Leetch
2001-02	37	Eric Lindros	45	Brian Leetch	73	Eric Lindros
2002-03	27	Petr Nedved	37	Tom Poti	58	Petr Nedved
2003-04	25	Bobby Holik	31	Bobby Holik	56	Bobby Holik
2005-06	54	Jaromir Jagr	69	Jaromir Jagr	123	Jaromir Jagr
2006-07	30	Jaromir Jagr	66	Jaromir Jagr	96	Jaromir Jagr
2007-08	25	Chris Drury	54	Scott Gomez	71	Jaromir Jagr
	25	Jaromir Jagr				
2008-09	24	Markus Naslund	42	Scott Gomez	58	Scott Gomez
						Nikolai Zherdev
2009-10	42	Marian Gaborik	44	Marian Gaborik	86	Marian Gaborik
2010-11	24	Brandon Dubinsky	30	Brandon Dubinsky	54	Brandon Dubinsky
2011-12	41	Marian Gaborik	41	Brad Richards	76	Marian Gaborik
2012-13	21	Rick Nash	26	Derek Stepan	44	Derek Stepan
2013-14	26	Rick Nash	40	Derek Stepan	59	Mats Zuccarello
			40	Mats Zuccarello		
2014-15	42	Rick Nash	41	Derick Brassard	69	Rick Nash
2015-16	27	Derick Brassard	42	Keith Yandle	61	Mats Zuccarello
2016-17	28	Chris Kreider	44	Mats Zuccarello	59	Mats Zuccarello
2017-18	27	Mika Zibanejad	37	Mats Zuccarello	53	Mats Zuccarello
2018-19	30	Mika Zibanejad	44	Mika Zibanejad	74	Mika Zibanejad
2019-20	41	Mika Zibanejad	63	Artemi Panarin	95	Artemi Panarin
2020-21	24	Mika Zibanejad	42	Adam Fox	58	Artemi Panarin
2021-22	52	Chris Kreider	74	Artemi Panarin	96	Artemi Panarin
2022-23	39	Mika Zibanejad	63	Artemi Panarin	92	Artemi Panarin
2023-24	49	Artemi Panarin	71	Artemi Panarin	120	Artemi Panarin

## LONGEST GOAL STREAKS YEAR-BY-YEAR (SINCE 1950)

YEAR	PLAYER	GAMES	DATE	TOTALS	
1950-51	Nick Mickoski	3	Dec. 17 to Dec. 24, 1950	(6 goals)	
	Tony Leswick	3	Jan. 13 to Jan. 17, 1951	(3 goals)	
1951-52	Camille Henry	3	Nov. 4 to Nov. 11, 1951	(4 goals)	
	Camille Henry	3	Dec. 9 to Dec. 12, 1951	(3 goals)	
	Don Raleigh	3	Dec. 20 to Dec. 25, 1951	(3 goals)	
1952-53	Nick Mickoski	4	Dec. 28 to Jan. 7, 1953	(4 goals)	
1953-54	Wally Hergesheimer	3	Jan. 17 to Jan. 23, 1954	(4 goals)	
1954-55	Danny Lewicki	3	Nov. 13 to Nov. 17, 1954	(5 goals)	
	Dean Prentice	3	Dec. 25 to Dec. 30, 1954	(5 goals)	
1955-56	Andy Bathgate	5	Nov. 27 to Dec. 7, 1955	(6 goals)	
1956-57	Andy Heberton	3	Jan. 9 to Jan. 12, 1957	(5 goals)	
	Andy Bathgate	3	Nov. 28 to Dec. 2, 1956	(4 goals)	
	Camille Henry	3	Feb. 7 to Feb. 10, 1957	(3 goals)	
	Camille Henry	3	Feb. 14 to Feb. 20, 1957	(3 goals)	
	Red Sullivan	3	Nov. 14 to Nov. 18, 1956	(3 goals)	
1957-58	Andy Bathgate	4	Feb. 23 to Mar. 2, 1958	(6 goals)	
1958-59	Andy Bathgate	7	Nov. 8 to Nov. 23, 1958	(9 goals)	
1959-60	Andy Bathgate	4	Nov. 18 to Nov. 26, 1959	(6 goals)	
	Dean Prentice	4	Nov. 28 to Dec. 5, 1959	(6 goals)	
	Andy Heberton	4	Dec. 27 to Jan. 3, 1960	(4 goals)	
1960-61	Andy Heberton	4	Jan. 8 to Jan. 15, 1961	(4 goals)	
	Camille Henry	4	Nov. 13 to Nov. 23, 1960	(4 goals)	
1961-62	Johnny Wilson	4	Feb. 15 to Feb. 21, 1962	(5 goals)	
1962-63	Andy Bathgate	10*	Dec. 15 to Jan. 5, 1963	(11 goals)	
1963-64	Rod Gilbert	7	Jan. 9 to Jan. 23, 1964	(7 goals)	
1964-65	Rod Gilbert	4	Dec. 29 to Jan. 6, 1965	(4 goals)	
1965-66	Jean Ratelle	3	Jan. 1 to Jan. 8, 1966	(4 goals)	
	Don Marshall	3	Nov. 20 to Nov. 24, 1965	(3 goals)	
	Don Marshall	3	Jan. 26 to Jan. 30, 1966	(3 goals)	
	Rod Gilbert	3	Oct. 30 to Nov. 6, 1965	(3 goals)	
	Rod Seiling	3	Nov. 13 to Nov. 17, 1965	(3 goals)	
	Vic Hadfield	3	Jan. 30 to Feb. 5, 1966	(3 goals)	
	Reg Fleming	3	Feb. 20 to Feb. 26, 1966	(3 goals)	
	1966-67	Rod Gilbert	5	Dec. 7 to Dec. 17, 1966	(7 goals)
	1967-68	Jean Ratelle	3	Feb. 11 to Feb. 18, 1968	(5 goals)
		Jean Ratelle	3	Feb. 24 to Feb. 29, 1968	(4 goals)
Vic Hadfield		3	Oct. 21 to Oct. 25, 1967	(4 goals)	
Vic Hadfield		3	Mar. 2 to Mar. 6, 1968	(4 goals)	
Vic Hadfield		3	Dec. 30 to Jan. 3, 1968	(3 goals)	
Phil Goyette		3	Oct. 18 to Oct. 22, 1967	(4 goals)	
Phil Goyette		3	Jan. 13 to Jan. 19, 1968	(3 goals)	
Rod Gilbert		3	Dec. 31 to Jan. 6, 1968	(3 goals)	
Rod Gilbert		3	Feb. 4 to Feb. 11, 1968	(3 goals)	
Bob Nevin		3	Nov. 29 to Dec. 3, 1967	(3 goals)	
1968-69	Reg Fleming	5	Dec. 21 to Dec. 28, 1968	(5 goals)	
1969-70	Dave Balon	5	Feb. 1 to Feb. 13, 1970	(7 goals)	
1970-71	Bruce MacGregor	5	Feb. 27 to Mar. 6, 1971	(6 goals)	
	Rod Gilbert	5	Jan. 31 to Feb. 9, 1971	(5 goals)	
1971-72	Jean Ratelle	8	Feb. 12 to Feb. 23, 1972	(12 goals)	
1972-73	Jean Ratelle	8	Feb. 15 to Mar. 4, 1973	(10 goals)	
1973-74	Rod Gilbert	5	Dec. 16 to Dec. 26, 1973	(5 goals)	
1974-75	Steve Vickers	4	Mar. 19 to Mar. 23, 1975	(6 goals)	
	Jean Ratelle	4	Jan. 23 to Jan. 28, 1975	(4 goals)	
1975-76	Rod Gilbert	7	Jan. 25 to Feb. 7, 1976	(12 goals)	
1976-77	Rod Gilbert	3	Nov. 22 to Nov. 27, 1976	(4 goals)	
	Phil Esposito	3	Oct. 13 to Oct. 17, 1976	(3 goals)	
1977-78	Phil Esposito	5	Mar. 22 to Mar. 29, 1978	(8 goals)	
1978-79	Ron Duguay	6	Jan. 24 to Feb. 3, 1979	(7 goals)	
1979-80	Phil Esposito	5	Jan. 22 to Feb. 2, 1980	(6 goals)	
1980-81	Ron Greschner	5	Oct. 25 to Nov. 1, 1980	(5 goals)	
1981-82	Ed Johnstone	7	Mar. 4 to Mar. 28, 1982	(8 goals)	
1982-83	Don Maloney	4	Jan. 3 to Jan. 9, 1983	(5 goals)	
	Anders Hedberg	4	Oct. 20 to Oct. 27, 1982	(4 goals)	
	Mark Pavelich	4	Oct. 24 to Oct. 31, 1982	(4 goals)	
	Don Maloney	4	Nov. 10 to Nov. 17, 1982	(4 goals)	
1983-84	Pierre Larouche	5	Dec. 12 to Dec. 30, 1983	(7 goals)	
	Anders Hedberg	5	Mar. 22 to Mar. 31, 1984	(5 goals)	
	Don Maloney	5	Nov. 13 to Nov. 23, 1983	(5 goals)	
1984-85	Tomas Sandstrom	5	Dec. 30 to Jan. 9, 1985	(6 goals)	
1985-86	Pierre Larouche	7	Feb. 5 to Feb. 24, 1986	(10 goals)	
1986-87	Tomas Sandstrom	5	Jan. 14 to Jan. 26, 1987	(8 goals)	
1987-88	Walt Poddubny	5	Dec. 20 to Dec. 29, 1987	(7 goals)	
	Ulf Dahlen	5	Dec. 31 to Jan. 8, 1988	(6 goals)	

\*Denotes Rangers all-time leader

## LONGEST GOAL STREAKS YEAR-BY-YEAR (SINCE 1950)

YEAR	PLAYER	GAMES	DATE	TOTALS
1988-89	Tony Granato	6	Jan. 9 to Jan. 21, 1989	(10 goals)
1989-90	Mike Gartner	7	Mar. 12 to Mar. 27, 1990	(8 goals)
1990-91	Mike Gartner	7	Jan. 30 to Feb. 13, 1991	(7 goals)
1991-92	Sergei Nemchinov	6	Dec. 2 to Dec. 14, 1991	(6 goals)
1992-93	Mike Gartner	6	Jan. 2 to Jan. 13, 1993	(9 goals)
	Darren Turcotte	6	Nov. 30 to Dec. 11, 1992	(7 goals)
	Darren Turcotte	6	Oct. 31 to Nov. 11, 1992	(7 goals)
1993-94	Adam Graves	4	Oct. 11 to Oct. 16, 1993	(4 goals)
	Adam Graves	4	Nov. 3 to Nov. 10, 1993	(4 goals)
	Adam Graves	4	Nov. 16 to Nov. 24, 1993	(4 goals)
	Alex Kovalev	4	Mar. 27 to Apr. 2, 1994	(4 goals)
	Mark Messier	4	Oct. 7 to Oct. 13, 1993	(4 goals)
	Mark Messier	4	Jan. 25 to Jan. 31, 1994	(6 goals)
1994-95	Sergei Zubov	5	Apr. 16 to Apr. 24, 1995	(5 goals)
1995-96	Mark Messier	5	Nov. 3 to Nov. 11, 1995	(7 goals)
	Pat Verbeek	5	Jan. 5 to Jan. 22, 1996	(8 goals)
1996-97	Daniel Goneau	5	Oct. 12 to Oct. 20, 1996	(5 goals)
1997-98	Alex Kovalev	4	Mar. 25 to Mar. 30, 1998	(5 goals)
	Wayne Gretzky	4	Mar. 4 to Mar. 11, 1998	(5 goals)
1998-99	Adam Graves	3	Feb. 28 to Mar. 4, 1999	(4 goals)
	Brian Leetch	3	Feb. 4 to Feb. 12, 1999	(3 goals)
	Adam Graves	3	Dec. 14 to Dec. 19, 1998	(3 goals)
	Wayne Gretzky	3	Nov. 29 to Dec. 2, 1998	(3 goals)
	Brian Leetch	3	Nov. 27 to Dec. 1, 1998	(3 goals)
1999-00	John MacLean	3	Jan. 16 to Jan. 20, 2000	(5 goals)
	Mike York	3	Nov. 7 to Nov. 11, 1999	(4 goals)
	Valeri Kamensky	3	Jan. 15 to Jan. 18, 2000	(3 goals)
2000-01	Radek Dvorak	4	Feb. 12 to Feb. 23, 2001	(4 goals)
	Petr Nedved	4	Jan. 29 to Feb. 9, 2001	(6 goals)
	Theoren Fleury	4	Oct. 29 to Nov. 4, 2000	(6 goals)
	Theoren Fleury	4	Oct. 14 to Oct. 22, 2000	(5 goals)
2001-02	Eric Lindros	4	Apr. 4 to Apr. 10, 2002	(4 goals)
	Eric Lindros	4	Nov. 2 to Nov. 8, 2001	(4 goals)
	Theoren Fleury	4	Nov. 3 to Nov. 10, 2001	(4 goals)
	Pavel Bure	4	Mar. 27 to Apr. 1, 2002	(6 goals)
2002-03	Eric Lindros	4	Dec. 3 to Dec. 8, 2002	(4 goals)
2003-04	Jaromir Jagr	4	Feb. 19 to Feb. 26, 2004	(5 goals)
2005-06	Jaromir Jagr	6	Feb. 2 to Mar. 2, 2006	(9 goals)
	Petr Prucha	6	Dec. 3 to Dec. 13, 2005	(9 goals)
2006-07	Martin Straka	4	Nov. 25 to Dec. 1, 2006	(5 goals)
	Brendan Shanahan	4	Oct. 28 to Nov. 2, 2006	(4 goals)
	Brendan Shanahan	4	Oct. 10 to Oct. 16, 2006	(4 goals)
2007-08	Chris Drury	4	Jan. 31 to Feb. 5, 2008	(5 goals)
	Jaromir Jagr	4	Mar. 31 to Apr. 6, 2008	(5 goals)
2008-09	Nik Antropov	3	Mar. 14 to Mar. 17, 2009	(3 goals)
	Sean Avery	3	Mar. 12 to Mar. 15, 2009	(4 goals)
	Scott Gomez	3	Feb. 28 to Mar. 8, 2009	(3 goals)
	Nikolai Zherdev	3	Feb. 28 to Mar. 8, 2009	(3 goals)
	Markus Naslund	3	Feb. 26 to Mar. 5, 2009	(3 goals)
2009-10	Marian Gaborik	4	Oct. 22 to Nov. 9, 2009	(5 goals)
	Marian Gaborik	4	Nov. 17 to Nov. 25, 2009	(6 goals)
2010-11	Ryan Callahan	4	Oct. 24 to Oct. 30, 2010	(4 goals)
	Derek Stepan	4	Dec. 16 to Dec. 27, 2010	(4 goals)
2011-12	Marian Gaborik	5	Dec. 17 to Dec. 26, 2011	(7 goals)
2012-13	Rick Nash	5	Feb. 28 to Mar. 8, 2013	(6 goals)
2013-14	Rick Nash	5	Jan. 18 to Jan. 26, 2014	(7 goals)
2014-15	Rick Nash	4	Oct. 9 to Oct. 14, 2014	(6 goals)
	Rick Nash	4	Nov. 19 to Nov. 28, 2014	(4 goals)
	Rick Nash	4	Jan. 31 to Feb. 7, 2015	(5 goals)
2015-16	Rick Nash	4	Nov. 21 to Nov. 27, 2015	(6 goals)
2016-17	Kevin Hayes	4	Nov. 1 to Nov. 6, 2016	(4 goals)
	Pavel Buchnevich	4	Nov. 5 to Nov. 12, 2016	(4 goals)
	Rick Nash	4	Mar. 21 to Mar. 26, 2017	(4 goals)
2017-18	Mika Zibanejad	5	Mar. 14 to Mar. 24, 2018	(7 goals)
2018-19	Filip Chytil	5	Nov. 12 to Nov. 21, 2018	(5 goals)
2019-20	Mika Zibanejad	6	Feb. 16 to Feb. 27, 2020	(6 goals)
	Mika Zibanejad	6	Mar. 1 to Mar. 11, 2020	(11 goals)
2020-21	Artemi Panarin	3	Jan. 28 to Feb. 1, 2021	(3 goals)
	Chris Kreider	3	Feb. 20 to Feb. 26, 2021	(5 goals)
	Artemi Panarin	3	Mar. 15 to Mar. 19, 2021	(3 goals)
	Colin Blackwell	3	Apr. 6 to Apr. 9, 2021	(3 goals)
	Artemi Panarin	3	Apr. 13 to Apr. 17, 2021	(4 goals)
2021-22	Chris Kreider	6	Jan. 13 to Jan. 24, 2022	(9 goals)
2022-23	Mika Zibanejad	6	Feb. 6 to Feb. 17, 2023	(8 goals)
2023-24	Chris Kreider	4	Oct. 30 to Nov. 7, 2023	(4 goals)
	Artemi Panarin	4	Dec. 23 to Dec. 30, 2023	(6 goals)
	Vincent Trocheck	4	Feb. 15 to Feb. 22, 2024	(5 goals)
	Chris Kreider	4	Apr. 3 to Apr. 9, 2024	(4 goals)

\*Denotes Rangers all-time leader

## LONGEST ASSIST STREAKS YEAR-BY-YEAR (SINCE 1950)

YEAR	PLAYER	GAMES	DATE	TOTALS
1950-51	Reg Sinclair	5	Feb. 2 to Mar. 7, 1951	(7 assists)
1951-52	Don Raleigh	4	Dec. 1 to Dec. 9, 1951	(7 assists)
	Steve Kraftcheck	4	Jan. 13 to Jan. 20, 1952	(4 assists)
1952-53	Wally Hergesheimer	3	Dec. 17 to Dec. 20, 1952	(5 assists)
	Don Raleigh	3	Feb. 1 to Feb. 8, 1953	(4 assists)
	Hy Buller	3	Oct. 19 to Oct. 26, 1952	(3 assists)
	Hy Buller	3	Mar. 5 to Mar. 8, 1953	(3 assists)
	Wally Hergesheimer	3	Oct. 16 to Oct. 19, 1952	(3 assists)
	Paul Ronty	3	Mar. 14 to Mar. 18, 1953	(3 assists)
	Neil Strain	3	Dec. 14 to Dec. 18, 1952	(3 assists)
1953-54	Paul Ronty	5	Feb. 14 to Feb. 24, 1954	(6 assists)
1954-55	Don Raleigh	6	Feb. 5 to Feb. 16, 1955	(7 assists)
1955-56	Andy Bathgate	7	Dec. 25 to Jan. 11, 1956	(10 assists)
1956-57	Andy Bathgate	5	Feb. 10 to Feb. 20, 1957	(6 assists)
	Camille Henry	5	Feb. 7 to Feb. 16, 1957	(6 assists)
	Camille Henry	5	Feb. 20 to Mar. 2, 1957	(5 assists)
1957-58	Andy Bathgate	6	Feb. 14 to Feb. 26, 1958	(8 assists)
1958-59	Andy Bathgate	6	Jan. 14 to Jan. 28, 1959	(7 assists)
1959-60	Andy Heberton	4	Oct. 24 to Nov. 1, 1959	(4 assists)
	Andy Bathgate	4	Dec. 5 to Dec. 13, 1959	(4 assists)
1960-61	Earl Ingarfield	7	Jan. 22 to Feb. 5, 1961	(8 assists)
1961-62	Andy Bathgate	6	Oct. 11 to Oct. 19, 1961	(8 assists)
	Andy Bathgate	6	Jan. 3 to Jan. 17, 1962	(7 assists)
1962-63	Dean Prentice	5	Dec. 12 to Dec. 31, 1962	(6 assists)
	Andy Bathgate	5	Feb. 12 to Feb. 23, 1963	(5 assists)
1963-64	Phil Goyette	6	Jan. 15 to Jan. 25, 1964	(6 assists)
1964-65	Rod Gilbert	7	Mar. 14 to Mar. 28, 1965	(10 assists)
1965-66	Phil Goyette	5	Nov. 17 to Nov. 25, 1965	(7 assists)
1966-67	Earl Ingarfield	5	Nov. 20 to Nov. 30, 1966	(6 assists)
	Phil Goyette	5	Feb. 8 to Feb. 26, 1967	(5 assists)
1967-68	Rod Gilbert	6	Feb. 4 to Feb. 17, 1968	(10 assists)
	Rod Gilbert	6	Feb. 24 to Mar. 6, 1968	(7 assists)
1968-69	Rod Gilbert	10	Mar. 5 to Mar. 26, 1969	(14 assists)
1969-70	Rod Gilbert	8	Nov. 22 to Dec. 10, 1969	(10 assists)
1970-71	Walt Tkaczuk	7	Dec. 19 to Dec. 29, 1970	(9 assists)
1971-72	Jean Ratelle	7	Nov. 28 to Dec. 12, 1971	(14 assists)
	Rod Gilbert	7	Feb. 13 to Feb. 23, 1972	(10 assists)
	Vic Hadfield	7	Oct. 31 to Nov. 14, 1971	(9 assists)
1972-73	Jean Ratelle	9	Oct. 25 to Nov. 8, 1972	(10 assists)
1973-74	Rod Gilbert	5	Dec. 1 to Dec. 9, 1973	(6 assists)
1974-75	Rod Gilbert	7	Nov. 27 to Dec. 12, 1974	(8 assists)
1975-76	Rod Gilbert	6	Oct. 8 to Oct. 19, 1975	(8 assists)
1976-77	Rod Gilbert	7	Nov. 28 to Dec. 8, 1976	(10 assists)
1977-78	Carol Vadnais	4	Oct. 25 to Oct. 30, 1977	(4 assists)
	Walt Tkaczuk	4	Mar. 8 to Mar. 18, 1978	(4 assists)
1978-79	Steve Vickers	8	Nov. 22 to Dec. 9, 1978	(9 assists)
1979-80	Don Maloney	7	Dec. 3 to Dec. 15, 1979	(6 assists)
1980-81	Tom Laidlaw	5	Feb. 19 to Feb. 28, 1981	(7 assists)
	Steve Vickers	5	Dec. 3 to Dec. 12, 1980	(5 assists)
1981-82	Don Maloney	8	Mar. 8 to Mar. 24, 1982	(12 assists)
	Mike Rogers	8	Mar. 4 to Mar. 20, 1982	(10 assists)

\*Denotes Rangers all-time leader

## LONGEST ASSIST STREAKS YEAR-BY-YEAR (SINCE 1950)

YEAR	PLAYER	GAMES	DATE	TOTALS
1982-83	Dave Maloney	7	Nov. 11 to Dec. 12, 1982	(8 assists)
1983-84	Mikko Leinonen	6	Feb. 11 to Feb. 25, 1984	(7 assists)
1984-85	Tomas Sandstrom	5	Dec. 30 to Jan. 9, 1985	(6 assists)
1985-86	Mike Ridley	7	Feb. 8 to Feb. 25, 1986	(11 assists)
	Reijo Ruotsalainen	7	Oct. 25 to Mar. 9, 1985	(9 assists)
1986-87	Pierre Larouche	5	Feb. 7 to Feb. 19, 1987	(7 assists)
	Curt Giles	5	Dec. 21 to Dec. 30, 1986	(6 assists)
1987-88	Kelly Kisio	6	Jan. 19 to Feb. 4, 1988	(8 assists)
	Walt Poddubny	6	Feb. 29 to Mar. 12, 1988	(8 assists)
	Brian Leetch	6	Mar. 22 to Apr. 1, 1988	(7 assists)
1988-89	Brian Leetch	7	Feb. 17 to Mar. 1, 1989	(11 assists)
	Carey Wilson	7	Jan. 9 to Jan. 23, 1989	(9 assists)
1989-90	Brian Mullen	6	Feb. 21 to Mar. 3, 1990	(10 assists)
1990-91	Darren Turcotte	9	Oct. 8 to Oct. 25, 1990	(11 assists)
1991-92	Brian Leetch	15*	Nov. 29 to Dec. 31, 1991	(23 assists)
1992-93	Mark Messier	8	Feb. 12 to Feb. 27, 1993	(11 assists)
1993-94	Brian Leetch	5	Nov. 14 to Nov. 24, 1993	(7 assists)
	Sergei Zubov	5	Oct. 22 to Oct. 31, 1993	(8 assists)
	Sergei Zubov	5	Jan. 14 to Jan. 27, 1994	(8 assists)
1994-95	Mark Messier	8	Apr. 12 to Apr. 26, 1995	(19 assists)
1995-96	Brian Leetch	9	Jan. 3 to Jan. 31, 1996	(9 assists)
1996-97	Brian Leetch	7	Nov. 16 to Dec. 1, 1996	(8 assists)
1997-98	Wayne Gretzky	8	Jan. 20 to Feb. 4, 1998	(9 assists)
1998-99	Wayne Gretzky	6	Nov. 7 to Nov. 19, 1998	(8 assists)
1999-00	Theoren Fleury	7	Nov. 7 to Nov. 26, 1999	(10 assists)
2000-01	Theoren Fleury	8	Dec. 9 to Dec. 23, 2000	(8 assists)
2001-02	Brian Leetch	6	Dec. 15 to Dec. 28, 2001	(8 assists)
	Theoren Fleury	6	Nov. 3 to Nov. 14, 2001	(6 assists)
2002-03	Tom Poti	4	Oct. 21 to Oct. 26, 2002	(4 assists)
	Matthew Barnaby	4	Dec. 29 to Jan. 6, 2003	(4 assists)
2003-04	Alex Kovalev	6	Nov. 18 to Nov. 28, 2003	(8 assists)
2005-06	Michael Nylander	7	Mar. 22 to Apr. 4, 2006	(10 assists)
2006-07	Martin Straka	7	Nov. 28 to Dec. 12, 2006	(9 assists)
2007-08	Scott Gomez	7	Nov. 5 to Nov. 17, 2007	(9 assists)
2008-09	Nikolai Zherdev	4	Nov. 22 to Nov. 28, 2008	(4 assists)
	Aaron Voros	4	Oct. 5 to Oct. 13, 2008	(4 assists)
2009-10	Vinny Prospal	6	Oct. 5 to Oct. 17, 2009	(8 assists)
2010-11	Ryan Callahan	5	Oct. 21 to Oct. 29, 2010	(5 assists)
	Vinny Prospal	5	Mar. 6 to Mar. 18, 2011	(6 assists)
2011-12	Brad Richards	5	Nov. 29 to Dec. 8, 2011	(6 assists)
2012-13	Rick Nash	6	Feb. 10 to Feb. 17, 2013	(6 assists)
2013-14	Derek Stepan	6	Feb. 27 to Mar. 9, 2014	(8 assists)
2014-15	Derick Brassard	6	Feb. 10 to Feb. 20, 2015	(8 assists)
2015-16	Keith Yandle	5	Feb. 10 to Feb. 18, 2016	(5 assists)
2016-17	Ryan McDonagh	8	Oct. 17 to Nov. 1, 2016	(9 assists)
2017-18	Neal Pionk	7	Mar. 10 to Mar. 24, 2018	(9 assists)
2018-19	Tony DeAngelo	8	Feb. 12 to Feb. 27, 2019	(9 assists)
2019-20	Artemi Panarin	6	Nov. 6 to Nov. 16, 2019	(8 assists)
	Artemi Panarin	6	Feb. 21 to Mar. 1, 2020	(9 assists)
2020-21	Ryan Strome	10	Mar. 15 to Apr. 1, 2021	(14 assists)
2021-22	Adam Fox	7	Jan. 13 to Jan. 27, 2022	(9 assists)
	Adam Fox	7	Nov. 21 to Dec. 7, 2021	(10 assists)
	Ryan Strome	7	Nov. 13 to Nov. 26, 2021	(8 assists)
2022-23	Artemi Panarin	6	Feb. 6 to Feb. 18, 2023	(9 assists)
2023-24	Artemi Panarin	9	Oct. 24 to Nov. 12, 2023	(12 assists)

\*Denotes Rangers all-time leader



## LONGEST POINT STREAKS YEAR-BY-YEAR (SINCE 1950)

YEAR	PLAYER	GAMES	DATE	TOTALS
1950-51	Jack McLeod	6	Nov. 5 to Nov. 18, 1950	(3 goals and 4 assists)
	Buddy O'Connor	6	Feb. 1 to Feb. 15, 1951	(3 goals and 4 assists)
1951-52	Hy Buller	6	Jan. 9 to Jan. 20, 1952	(4 goals and 3 assists)
1952-53	Wally Hergesheimer	9	Dec. 7 to Dec. 28, 1952	(3 goals and 9 assists)
1953-54	Paul Ronty	5	Feb. 14 to Feb. 24, 1954	(1 goal and 6 assists)
1954-55	Danny Lewicki	6	Feb. 5 to Feb. 16, 1955	(4 goals and 5 assists)
	Don Raleigh	6	Feb. 5 to Feb. 16, 1955	(2 goals and 7 assists)
	Dean Prentice	6	Nov. 27 to Dec. 8, 1954	(2 goals and 5 assists)
1955-56	Dave Creighton	8	Oct. 7 to Oct. 26, 1955	(4 goals and 8 assists)
1956-57	Camille Henry	11	Feb. 7 to Mar. 2, 1957	(8 goals and 12 assists)
1957-58	Andy Bathgate	8	Feb. 14 to Mar. 2, 1958	(8 goals and 9 assists)
1958-59	Andy Bathgate	12	Jan. 10 to Feb. 7, 1959	(8 goals and 11 assists)
1959-60	Dean Prentice	8	Mar. 6 to Mar. 20, 1960	(6 goals and 6 assists)
1960-61	Red Sullivan	8	Jan. 4 to Feb. 18, 1961	(4 goals and 4 assists)
1961-62	Dean Prentice	9	Jan. 31 to Feb. 15, 1962	(5 goals and 7 assists)
1962-63	Andy Bathgate	13	Dec. 9 to Jan. 5, 1963	(12 goals and 6 assists)
1963-64	Rod Gilbert	11	Dec. 29 to Jan. 23, 1964	(8 goals and 7 assists)
1964-65	Rod Gilbert	7	Mar. 14 to Mar. 28, 1965	(2 goals and 10 assists)
1965-66	Don Marshall	7	Feb. 19 to Mar. 3, 1966	(5 goals and 5 assists)
1966-67	Earl Ingarfield	6	Nov. 19 to Nov. 30, 1966	(2 goals and 6 assists)
1967-68	Rod Gilbert	10	Dec. 25 to Jan. 17, 1968	(6 goals and 11 assists)
1968-69	Rod Gilbert	13	Nov. 8 to Dec. 5, 1968	(5 goals and 12 assists)
	Jean Ratelle	13	Mar. 5 to Mar. 30, 1969	(12 goals and 10 assists)
1969-70	Walt Tkaczuk	13	Dec. 28 to Jan. 28, 1978	(9 goals and 12 assists)
1970-71	Rod Gilbert	10	Jan. 20 to Feb. 9, 1971	(9 goals and 3 assists)
1971-72	Jean Ratelle	13	Feb. 3 to Feb. 27, 1972	(16 goals and 12 assists)
1972-73	Rod Gilbert	14	Oct. 7 to Nov. 8, 1972	(11 goals and 12 assists)
1973-74	Rod Gilbert	5	Dec. 1 to Dec. 9, 1973	(5 goals and 6 assists)
1974-75	Rod Gilbert	7	Nov. 27 to Dec. 12, 1974	(7 goals and 8 assists)
1975-76	Rod Gilbert	8	Jan. 23 to Feb. 7, 1976	(12 goals and 3 assists)
1976-77	Rod Gilbert	10	Nov. 20 to Dec. 8, 1976	(7 goals and 11 assists)
1977-78	Don Murdoch	8	Feb. 23 to Mar. 15, 1978	(7 goals and 6 assists)
1978-79	Mike McEwen	5	Oct. 12 to Oct. 21, 1978	(3 goals and 5 assists)
1979-80	Don Maloney	7	Dec. 3 to Dec. 15, 1979	(3 goals and 6 assists)
1980-81	Don Maloney	7	Nov. 26 to Dec. 10, 1980	(4 goals and 5 assists)
1981-82	Mike Rogers	16	Feb. 14 to Mar. 20, 1982	(10 goals and 18 assists)
1982-83	Don Maloney	10	Nov. 6 to Nov. 27, 1982	(7 goals and 7 assists)
1983-84	Mike Rogers	10	Oct. 10 to Oct. 30, 1983	(3 goals and 9 assists)
1984-85	Reijo Ruotsalainen	14	Feb. 5 to Mar. 7, 1985	(9 goals and 11 assists)
1985-86	Pierre Larouche	9	Feb. 5 to Feb. 27, 1986	(10 goals and 4 assists)
1986-87	Walt Poddubny	15	Jan. 11 to Feb. 17, 1987	(11 goals and 8 assists)
1987-88	Walt Poddubny	11	Oct. 12 to Nov. 1, 1987	(9 goals and 9 assists)
1988-89	Carey Wilson	14	Dec. 26 to Jan. 26, 1989	(7 goals and 17 assists)
1989-90	Brian Mullen	12	Feb. 14 to Mar. 10, 1990	(6 goals and 14 assists)

\*Denotes Rangers all-time leader

## LONGEST POINT STREAKS YEAR-BY-YEAR (SINCE 1950)

YEAR	PLAYER	GAMES	DATE	TOTALS
1990-91	Darren Turcotte	11	Oct. 4 to Oct. 25, 1990	(6 goals and 13 assists)
1991-92	Brian Leetch	17*	Nov. 23 to Dec. 31, 1991	(5 goals and 24 assists)
1992-93	Mark Messier	9	Oct. 12 to Oct. 29, 1992	(6 goals and 10 assists)
	Tony Amonte	9	Mar. 6 to Mar. 26, 1993	(3 goals and 11 assists)
1993-94	Alex Kovalev	11	Mar. 16 to Apr. 8, 1994	(10 goals and 5 assists)
	Mark Messier	11	Jan. 14 to Feb. 9, 1994	(10 goals and 11 assists)
1994-95	Mark Messier	8	Apr. 12 to Apr. 26, 1995	(19 assists)
1995-96	Luc Robitaille	10	Oct. 16 to Nov. 3, 1995	(5 goals and 9 assists)
	Pat Verbeek	10	Dec. 30 to Jan. 24, 1996	(10 goals and 8 assists)
1996-97	Wayne Gretzky	15	Oct. 6 to Nov. 4, 1996	(7 goals and 15 assists)
1997-98	Wayne Gretzky	8	Jan. 20 to Feb. 4, 1998	(1 goal and 9 assists)
	Wayne Gretzky	8	Oct. 24 to Nov. 12, 1997	(3 goals and 8 assists)
1998-99	John MacLean	9	Feb. 19 to Mar. 8, 1999	(3 goals and 11 assists)
1999-00	Theoren Fleury	10	Nov. 3 to Nov. 26, 1999	(1 goal and 12 assists)
2000-01	Theoren Fleury	14	Dec. 2 to Dec. 31, 2000	(6 goals and 15 assists)
2001-02	Eric Lindros	7	Mar. 27 to Apr. 10, 2002	(7 goals and 5 assists)
	Pavel Bure	7	Mar. 27 to Apr. 10, 2002	(9 goals and 6 assists)
	Eric Lindros	7	Nov. 2 to Nov. 14, 2001	(5 goals and 4 assists)
2002-03	Bobby Holik	9	Dec. 28 to Jan. 13, 2003	(5 goals and 7 assists)
2003-04	Alex Kovalev	7	Nov. 18 to Nov. 30, 2003	(2 goals and 10 assists)
	Brian Leetch	7	Nov. 23 to Dec. 4, 2003	(5 goals and 4 assists)
2005-06	Jaromir Jagr	12	Mar. 12 to Apr. 4, 2006	(9 goals and 14 assists)
	Jaromir Jagr	12	Oct. 12 to Nov. 5, 2005	(12 goals and 7 assists)
2006-07	Martin Straka	11	Nov. 19 to Dec. 12, 2006	(7 goals and 12 assists)
2007-08	Scott Gomez	13	Dec. 6 to Jan. 2, 2008	(4 goals and 15 assists)
2008-09	Ryan Callahan	6	Mar. 12 to Mar. 22, 2009	(4 goals and 4 assists)
2009-10	Marian Gaborik	8	Oct. 2 to Oct. 17, 2009	(6 goals and 12 assists)
	Marian Gaborik	8	Nov. 5 to Nov. 25, 2009	(8 goals and 6 assists)
2010-11	Vinny Prospal	8	Mar. 1 to Mar. 18, 2011	(2 goals and 8 assists)
2011-12	Brad Richards	7	Nov. 25 to Dec. 8, 2011	(4 goals and 7 assists)
	Ryan Callahan	7	Dec. 25 to Jan. 6, 2012	(2 goals and 6 assists)
2012-13	Ryan Callahan	7	Apr. 16 to Apr. 27, 2013	(5 goals and 6 assists)
2013-14	Derick Brassard	8	Jan. 26 to Mar. 1, 2014	(5 goals and 5 assists)
2014-15	Rick Nash	11	Nov. 19 to Dec. 16, 2014	(8 goals and 6 assists)
2015-16	Keith Yandle	5	Feb. 10 to Feb. 18, 2016	(5 assists)
	Keith Yandle	5	Mar. 4 to Mar. 13, 2016	(1 goal and 4 assists)
	Derek Stepan	5	Mar. 4 to Mar. 13, 2016	(2 goals and 5 assists)
	Derek Stepan	5	Mar. 31 to Apr. 7, 2016	(4 goals and 5 assists)
2016-17	Ryan McDonagh	8	Oct. 17 to Nov. 1, 2016	(9 assists)
2017-18	Jesper Fast	8	Mar. 8 to Mar. 24, 2018	(3 goals and 7 assists)
2018-19	Kevin Hayes	9	Dec. 8 to Dec. 29, 2018	(5 goals and 11 assists)
2019-20	Artemi Panarin	13	Feb. 7 to Mar. 1, 2020	(5 goals and 14 assists)
2020-21	Adam Fox	12	Mar. 17 to Apr. 8, 2021	(3 goals and 19 assists)
2021-22	Mika Zibanejad	8	Jan. 6 to Jan. 22, 2022	(4 goals and 8 assists)
	Ryan Strome	8	Nov. 8 to Nov. 26, 2021	(2 goals and 8 assists)
2022-23	Adam Fox	9	Nov. 3 to Nov. 22, 2022	(4 goals and 10 assists)
2023-24	Artemi Panarin	15	Oct. 12 to Nov. 18, 2023	(10 goals and 16 assists)

\*Denotes Rangers all-time leader

# REGULAR SEASON SCORING STATISTICS

1926-27		GP	G	A	PTS	PIM
Bill Cook		44	33	4	37	56
Frank Boucher		44	13	15	28	17
Bun Cook		44	14	11	25	42
Taffy Abel		44	8	4	12	78
Paul Thompson		43	7	3	10	12
Murray Murdoch		44	6	4	10	12
Stan Brown		24	6	3	9	14
Bill Boyd		44	4	1	5	42
Ching Johnson		27	3	2	5	68
Leo Bourgeault	NYR	20	1	1	2	30
Total		42	2	1	3	72
Lester Patrick		1	0	0	0	2
Ollie Reinikka		16	0	0	0	0
Reg Mackey		41	0	0	0	16
Hal Winkler		8	0	0	0	0
Lorne Chabot		37	0	0	0	0

1927-28		GP	G	A	PTS	PIM
Frank Boucher		44	23	12	35	12
Bun Cook		44	14	14	28	45
Bill Cook		43	18	6	24	42
Ching Johnson		42	10	6	16	146
Murray Murdoch		44	7	3	10	16
Alex Gray		43	7	1	8	28
Paul Thompson		42	4	3	7	24
Leo Bourgeault		37	7	0	7	72
Bill Boyd		43	4	0	4	11
Taffy Abel		23	0	1	1	28
Laurie Scott		23	0	1	1	6
Patsy Callighen		36	0	0	0	32
Lorne Chabot		44	0	0	0	0

1928-29		GP	G	A	PTS	PIM
Frank Boucher		44	10	16	26	8
Bill Cook		43	15	8	23	47
Bun Cook		43	13	5	18	74
Paul Thompson		44	10	7	17	40
Murray Murdoch		44	8	6	14	22
Butch Keeling		43	6	3	9	39
Leo Bourgeault		44	2	3	5	59
Taffy Abel		44	3	1	4	45
Sparky Vail		18	3	0	3	16
Russell Oatman	NYR	27	1	1	2	8
Total		38	2	1	3	20
Myles Lane		24	1	0	1	32
Bill Boyd		11	0	0	0	5
Gerry Carson	NYR	8	0	0	0	5
Total		39	0	0	0	7
Ching Johnson		8	0	0	0	18
John Ross Roach		44	0	0	0	0

1929-30		GP	G	A	PTS	PIM
Frank Boucher		42	26	36	62	16
Bill Cook		44	29	30	59	56
Bun Cook		43	24	18	42	59
Butch Keeling		43	19	7	26	34
Murray Murdoch		44	13	12	25	22
Paul Thompson		44	7	12	19	36
Leo Bourgeault		44	7	6	13	56
Ching Johnson		30	3	3	6	84
Leo Reise	NYR	14	0	1	1	8
Total		38	3	3	6	20
Leroy Goldsworthy		44	4	1	5	16
Leo Quenneville		25	0	3	3	10
Ralph Taylor	NYR	22	2	0	2	32
Total		39	3	0	3	74
Sparky Vail		32	1	1	2	10
Obs Heximer		19	1	0	1	4
Yip Foster		31	0	0	0	16
Bill Regan		9	0	0	0	2
John Ross Roach		44	0	0	0	0

1930-31		GP	G	A	PTS	PIM
Bill Cook		44	30	12	42	39
Frank Boucher		44	12	27	39	18
Bun Cook		44	18	17	35	74
Butch Keeling		44	13	9	22	35
Murray Murdoch		44	7	7	14	6
Paul Thompson		44	7	7	14	38
Joe Jerwa		33	4	7	11	72
Cecil Dillon		25	7	3	10	15
Ching Johnson		44	2	6	8	79
Bud Maracle		11	1	3	4	4
Frank Waite		17	1	3	4	4
Bill Regan		42	2	1	3	53
Eddie Rodden		19	0	3	3	8
Gene Carrigan		33	2	0	2	13
Leo Bourgeault		10	0	1	1	12
John Ross Roach		44	0	1	1	0
Sam McAdam		5	0	0	0	0
Ernest Kenny		6	0	0	0	0
Frank Peters		43	0	0	0	57

1931-32		GP	G	A	PTS	PIM
Bill Cook		48	33	14	47	33
Cecil Dillon		48	23	15	38	22
Frank Boucher		48	12	24	36	14
Bun Cook		45	14	20	34	47
Art Somers		48	11	15	26	47
Murray Murdoch		48	5	17	22	32
Butch Keeling		48	17	3	20	38
Ching Johnson		47	3	10	13	106
Dutch Gainer		46	3	9	12	9
Earl Seibert		46	4	6	10	88
Doug Brennan		38	4	3	7	38
Vic Desjardins		48	3	3	6	16
Ott Heller		21	2	2	4	9
Hib Milks		48	0	4	4	14
John Ross Roach		48	0	0	0	0

1932-33		GP	G	A	PTS	PIM
Bill Cook		48	28	22	50	51
Bun Cook		48	22	15	37	35
Frank Boucher		46	7	28	35	4
Cecil Dillon		48	21	10	31	12
Art Somers		48	7	15	22	28
Babe Siebert		43	9	10	19	38
Ching Johnson		48	8	9	17	127
Murray Murdoch		48	5	11	16	23
Ozzie Asmundson		48	5	10	15	20
Butch Keeling		47	8	6	14	22
Ott Heller		40	5	7	12	31
Doug Brennan		48	5	4	9	91
Earl Seibert		45	2	3	5	92
Carl Voss		10	2	1	3	4
Gord Pettinger		34	1	2	3	18
Andy Aitkenhead		48	0	0	0	0

1933-34		GP	G	A	PTS	PIM
Frank Boucher		48	14	30	44	4
Cecil Dillon		48	13	26	39	10
Bun Cook		48	18	15	33	36
Murray Murdoch		48	17	10	27	29
Bill Cook		48	13	13	26	21
Earl Seibert		48	13	10	23	66
Butch Keeling		48	15	5	20	20
Vic Ripley		34	5	12	17	10
Total		48	7	13	20	16
Danny Cox	NYR	13	5	0	5	2
Total		42	5	4	9	2
Ozzie Asmundson		46	2	6	8	8
Ching Johnson		48	2	6	8	86
Ott Heller		48	2	5	7	29
Duke Dutkowski	NYR	29	0	6	6	18
Total		43	0	7	7	31
Albert Ledue	NYR	7	0	0	0	6
Total		42	1	3	4	40
Art Somers		8	1	2	3	5
Jean Pusie		19	0	2	2	17
Babe Siebert		13	0	1	1	16
Lorne Carr		14	0	0	0	0
Doug Brennan		37	0	0	0	18
Andy Aitkenhead		48	0	0	0	0

1934-35		GP	G	A	PTS	PIM
Frank Boucher		48	13	32	45	2
Bill Cook		48	21	15	36	23
Cecil Dillon		48	25	9	34	4
Bun Cook		48	13	21	34	26
Murray Murdoch		48	14	11	25	6
Earl Seibert		48	6	19	25	86
Lynn Patrick		48	9	13	22	17
Bert Connelly		47	10	11	21	23
Butch Keeling		47	15	4	19	14
Charlie Mason		46	5	9	14	14
Ott Heller		47	3	11	14	31
Ching Johnson		29	2	3	5	34
Art Somers		41	0	5	5	4
Alex Levinsky		20	0	4	4	6
Vic Ripley		4	0	2	2	2
Bill MacKenzie	NYR	20	1	0	1	10
Total		26	1	0	1	10
Harold Starr		33	0	0	0	30
Percy Jackson		1	0	0	0	0
Andy Aitkenhead		10	0	0	0	0
Dave Kerr		37	0	0	0	0

1935-36		GP	G	A	PTS	PIM
Cecil Dillon		48	18	14	32	12
Frank Boucher		48	11	18	29	2
Lynn Patrick		48	11	14	25	29
Howie Morenz	NYR	18	2	5	7	6
Total		42	6	15	21	26
Butch Keeling		46	13	5	18	22
Bill Cook		44	7	10	17	16
Glenn Brydson		30	4	13	17	9



## REGULAR SEASON SCORING STATISTICS

1943-44 (CONTD)	GP	G	A	PTS	PIM
John Mahaffy	28	9	20	29	0
Ozzie Aubuchon	38	16	12	28	4
Total	47	17	12	29	4
Fern Gauthier	33	14	11	25	0
Jack McDonald	43	10	9	19	6
Bill Gooden	41	9	8	17	15
Grant Warwick	18	8	9	17	14
Bucko McDonald	39	5	6	11	14
Total	50	7	10	17	22
Kilby MacDonald	24	7	9	16	4
Bob Dill	28	6	10	16	66
Frank Boucher	15	4	10	14	2
Aldo Palazzari	11	2	0	2	0
Total	35	8	3	11	4
Chuck Scherza	5	3	2	5	11
Total	14	4	3	7	17
Billy Warwick	13	3	2	5	12
Don Raleigh	15	2	2	4	2
Gord Davidson	16	1	3	4	4
Roger Leger	7	1	2	3	2
Tom Dewar	9	0	2	2	4
Charlie Sands	9	0	2	2	0
Hank Damore	4	1	0	1	2
Archie Fraser	3	0	1	1	0
Jim Jamieson	1	0	1	1	0
Tony Demers	1	0	0	0	0
Henry Dyck	1	0	0	0	0
Max Labovitch	5	0	0	0	4
Jack Mann	3	0	0	0	0
Robert McDonald	1	0	0	0	0
Lloyd Mohns	1	0	0	0	0
Art Strobel	7	0	0	0	0
Harry Lumley	1	0	0	0	0
Ken McAuley	50	0	0	0	0
1944-45	GP	G	A	PTS	PIM
Ab DeMarco	50	24	30	54	10
Grant Warwick	42	20	22	42	25
Hank Goldup	48	17	25	42	25
Fred Thurier	50	16	19	35	14
Fred Hunt	44	13	9	22	6
Joe Shack	50	4	18	22	14
Walt Atanas	49	13	8	21	40
Phil Watson	45	11	8	19	24
Ott Heller	45	7	12	19	26
Kilby MacDonald	36	9	6	15	12
Bob Dill	48	9	5	14	69
Bucko McDonald	40	2	9	11	0
Jack Mann	6	3	4	7	0
Bill Moe	35	2	4	6	14
Chuck Scherza	22	2	3	5	18
Guy Labrie	27	2	2	4	14
Neil Colville	4	0	1	1	2
Hal Cooper	8	0	0	0	2
Jim Drummond	2	0	0	0	0
Alex Ritson	1	0	0	0	0
Len Wharton	1	0	0	0	0
Doug Stevenson	4	0	0	0	0
Ken McAuley	46	0	0	0	0
1945-46	GP	G	A	PTS	PIM
Ab DeMarco	50	20	27	47	20
Grant Warwick	45	19	18	37	19
Edgar Laprade	49	15	19	34	0
Phil Watson	49	12	14	26	43
Tony Leswick	50	15	9	24	26
Alf Pike	33	7	9	16	18
Alex Shibicky	33	10	5	15	12
Lynn Patrick	38	8	6	14	30
Mac Colville	39	7	6	13	8
Cal Gardner	16	8	2	10	2
Neil Colville	49	5	4	9	25
Bill Moe	48	4	4	8	14
Rene Trudell	16	3	5	8	4
Hank Goldup	19	6	1	7	11
Ott Heller	34	2	3	5	14
Church Russell	17	0	5	5	2
Bill Juzda	32	1	3	4	17
Harold Brown	13	2	1	3	2
Hal Laycoe	17	0	2	2	6
Muzz Patrick	24	0	2	2	4
Bryan Hextall	3	0	1	1	0
Alan Kuntz	14	0	1	1	2
Jim Henry	10	0	0	0	0
Chuck Rayner	41	0	0	0	6
1946-47	GP	G	A	PTS	PIM
Tony Leswick	59	27	14	41	51
Grant Warwick	54	20	20	40	24
Edgar Laprade	58	15	25	40	9
Bryan Hextall	60	20	10	30	18

1946-47 (CONTD)	GP	G	A	PTS	PIM
Cal Gardner	52	13	16	29	30
Church Russell	54	20	8	28	8
Rene Trudell	59	8	16	24	38
Neil Colville	60	4	16	20	16
Ab DeMarco	44	9	10	19	2
Alf Pike	31	7	11	18	2
Phil Watson	48	6	12	18	17
Bill Moe	59	4	10	14	44
Hal Laycoe	58	1	12	13	25
Joe Bell	47	6	4	10	12
Joe Cooper	59	2	8	10	36
Bill Juzda	45	3	5	8	60
Jean-Paul Lamirande	14	1	1	2	14
Joe Levandoski	8	1	1	2	0
Huddy Bell	1	0	1	1	0
Jean-Paul Denis	6	0	1	1	0
Mac Colville	14	0	0	0	8
Jack Lancien	1	0	0	0	0
Norm Larson	1	0	0	0	0
Mel Read	6	0	0	0	8
Sherman White	1	0	0	0	0
Jim Henry	2	0	0	0	0
Chuck Rayner	58	0	0	0	0
1947-48	GP	G	A	PTS	PIM
Buddy O'Connor	60	24	36	60	8
Edgar Laprade	59	13	34	47	7
Tony Leswick	60	24	16	40	76
Phil Watson	54	18	15	33	54
Don Raleigh	52	15	18	33	2
Eddie Kullman	51	15	17	32	32
Grant Warwick	40	17	12	29	28
Cal Gardner	58	7	18	25	71
Bryan Hextall	43	8	14	22	18
Rene Trudell	54	13	7	20	30
Billy Taylor	2	0	0	0	0
Total	41	4	16	20	25
Frank Eddolls	58	6	13	19	16
Neil Colville	55	4	12	16	25
Bill Moe	59	1	15	16	31
Bill Juzda	60	3	9	12	70
Ed Slowinski	38	6	5	11	2
Church Russell	19	0	3	3	2
Ron Rowe	5	1	0	1	0
Fred Shero	19	1	0	1	2
Jean-Paul Lamirande	18	0	1	1	6
Hub Anslow	2	0	0	0	0
Herb Foster	1	0	0	0	0
Bing Jukes	2	0	0	0	0
Larry Kwong	1	0	0	0	0
Fern Perreault	2	0	0	0	0
Bob DeCourcy	1	0	0	0	0
Chuck Rayner	12	0	0	0	0
Jim Henry	48	0	0	0	0
1948-49	GP	G	A	PTS	PIM
Buddy O'Connor	46	11	24	35	0
Alex Kaleta	56	12	19	31	18
Edgar Laprade	56	18	12	30	12
Pentti Lund	59	14	16	30	16
Tony Leswick	60	13	14	27	70
Don Raleigh	41	10	16	26	8
Dunc Fisher	60	9	16	25	40
Nick Mickoski	54	13	9	22	18
Clint Albright	59	14	5	19	19
Jack Gordon	31	3	9	12	0
Allan Stanley	40	2	8	10	22
Eddie Kullman	18	4	5	9	14
Fred Shero	59	3	6	9	64
Wally Stanowski	60	1	8	9	16
Bill Moe	60	0	9	9	60
Frank Eddolls	34	4	2	6	10
Neil Colville	14	0	5	5	2
Wes Trainor	17	1	2	3	6
Ed Slowinski	20	1	1	2	2
Ray Manson	1	0	1	1	0
Moe Morris	18	0	1	1	6
Al Staley	1	0	1	1	0
Bucky Buchanan	2	0	0	0	0
Val Delory	1	0	0	0	0
Jack Evans	3	0	0	0	4
Emile Francis	2	0	0	0	0
Chuck Rayner	58	0	0	0	2
1949-50	GP	G	A	PTS	PIM
Edgar Laprade	60	22	22	44	2
Tony Leswick	69	19	25	44	87
Ed Slowinski	63	14	23	37	12
Don Raleigh	70	12	25	37	11
Dunc Fisher	70	12	21	33	42

# REGULAR SEASON SCORING STATISTICS

1949-50 (CONT'D)						1952-53											
	GP	G	A	PTS	PIM		GP	G	A	PTS	PIM						
Buddy O'Connor	66	11	22	33	4	Wally Hergesheimer	70	30	29	59	10						
Alex Kaleta	67	17	14	31	40	Paul Ronty	70	16	38	54	20						
Pentti Lund	64	18	9	27	18	Nick Mickoski	70	19	16	35	39						
Nick Mickoski	47	10	10	20	10	Jack Stoddard	60	12	13	25	29						
Pat Egan	70	5	11	16	50	Hy Buller	70	7	18	25	73						
Jackie McLeod	38	6	9	15	2	Neil Strain	52	11	13	24	12						
Fred Shero	67	2	8	10	71	Don Raleigh	55	4	18	22	2						
Bud Poile	28	3	6	9	8	Leo Reise Jr.	61	4	15	19	53						
Allan Stanley	55	4	4	8	58	Eddie Kullman	70	8	10	18	61						
Gus Kyle	70	3	5	8	143	Pete Babando	29	4	4	8	4						
Frank Eddolls	58	2	6	8	20	NYR Total	58	9	9	18	18						
Jean-Paul Lamirande	16	4	3	7	6	Allan Stanley	70	5	12	17	52						
Jack Lancien	43	1	4	5	27	Harry Howell	67	3	8	11	46						
Bing Jukes	14	2	1	3	6	Stephen Kraftcheck	69	2	9	11	45						
Odie Lowe	3	1	1	2	0	Dean Prentice	55	6	3	9	20						
Don Smith	10	1	1	2	0	Herb Dickenson	11	4	4	8	2						
Wally Stanowski	37	1	1	2	10	Aldo Guidolin	30	4	4	8	24						
Sherman White	3	0	2	2	0	Ed Slowinski	37	2	5	7	14						
Douglas Adam	4	0	1	1	0	George Senick	13	2	3	5	8						
Jean-Paul Denis	4	0	1	1	2	Jim Conacher	17	1	4	5	2						
Jack Evans	3	0	0	0	2	Ron Murphy	15	3	1	4	0						
Jack Gordon	1	0	0	0	0	Edgar Laprade	11	2	1	3	2						
Bill Kyle	2	0	0	0	0	Gaye Stewart	18	1	2	3	8						
Bill McDonagh	4	0	0	0	2	Jim Ross	11	0	2	2	4						
Fern Perreault	1	0	0	0	0	Kelly Burnett	3	1	0	1	0						
John Webster	14	0	0	0	4	Aggie Kukulowicz	3	1	0	1	0						
Emile Francis	1	0	0	0	0	Andy Bathgate	18	0	1	1	6						
Chuck Rayner	69	0	0	0	6	Gord Hawthorn	2	0	1	1	0						
1950-51						1953-54											
	GP	G	A	PTS	PIM		GP	G	A	PTS	PIM						
Reg Sinclair	70	18	21	39	70	Paul Ronty	70	13	33	46	18						
Don Raleigh	64	15	24	39	18	Don Raleigh	70	15	30	45	16						
Buddy O'Connor	66	16	20	36	0	Wally Hergesheimer	66	27	16	43	42						
Nick Mickoski	64	20	15	35	12	Camille Henry	66	24	15	39	10						
Eddie Kullman	70	14	18	32	88	Nick Mickoski	68	19	16	35	22						
Ed Slowinski	69	14	18	32	15	Max Bentley	57	14	18	32	15						
Zellio Toppazzini	NYR	55	14	13	27	27	Dean Prentice	52	4	13	17	18					
Total	59	14	14	28	27	Harry Howell	41	3	14	17	40						
Tony Leswick	70	15	11	26	112	Hy Buller	67	7	9	16	58						
Edgar Laprade	42	10	13	23	0	Ike Hildebrand	32	6	10	16	12						
Allan Stanley	70	7	14	21	75	Eddie Kullman	70	4	10	14	44						
Pentti Lund	59	4	16	20	6	Ivan Irwin	56	2	12	14	109						
Pat Egan	70	5	10	15	70	Doug Bentley	20	2	10	12	2						
Jackie McLeod	41	5	10	15	2	Bob Chrystal	64	5	5	10	44						
Frank Eddolls	68	3	8	11	24	Jack Evans	44	4	4	8	73						
Alex Kaleta	58	3	4	7	26	Leo Reise Jr.	70	3	5	8	71						
Wally Stanowski	49	1	5	6	28	Aldo Guidolin	68	2	6	8	51						
Gus Kyle	64	2	3	5	92	Edgar Laprade	35	1	6	7	2						
Bill Kyle	1	0	3	3	0	Andy Bathgate	20	2	2	4	18						
Ed Harrison	NYR	5	1	0	1	0	Ron Murphy	27	1	3	4	20					
Total	13	2	0	2	2	Glen Sonmor	15	2	0	2	17						
Jack Evans	49	1	0	1	95	Billy Dea	14	1	1	2	2						
Vic Howe	3	1	0	1	0	Allan Stanley	10	0	2	2	11						
Jack Gordon	4	0	1	1	0	Chick Chalmers	1	0	0	0	0						
Jack Lancien	19	0	1	1	8	Vic Howe	1	0	0	0	0						
Dunc Fisher	12	0	0	0	0	Aggie Kukulowicz	1	0	0	0	0						
Dick Kotanen	1	0	0	0	0	Bill McCreary	2	0	0	0	2						
Robert Wood	1	0	0	0	0	Johnny Bower	70	0	0	0	0						
Bill Wylie	1	0	0	0	0	Emile Francis	5	0	0	0	0	Chuck Rayner	66	0	0	0	6
Emile Francis	5	0	0	0	0	Chuck Rayner	66	0	0	0	6						
Chuck Rayner	66	0	0	0	6												



# REGULAR SEASON SCORING STATISTICS

1954-55 (CONTD)	GP	G	A	PTS	PIM
Bill McCreary	8	0	2	2	0
Allan Stanley	12	0	2	2	2
Dick Bouchard	1	0	0	0	0
Ron Howell	2	0	0	0	0
Glen Sonmor	13	0	0	0	4
Johnny Bower	5	0	0	0	0
Gump Worsley	65	0	0	0	4

1955-56	GP	G	A	PTS	PIM
Andy Bathgate	70	19	47	66	59
Dave Creighton	70	20	31	51	43
Bill Gadsby	70	9	42	51	84
Danny Lewicki	70	18	27	45	26
Ron Murphy	66	16	28	44	69
Dean Prentice	70	24	18	42	47
Wally Hergesheimer	70	22	18	40	26
Larry Popein	64	14	25	39	37
Andy Heberton	70	24	14	38	8
Bronco Horvath	66	12	17	29	38
Pete Conacher	41	11	11	22	8
Lou Fontinato	70	3	15	18	206
Harry Howell	70	3	15	18	77
Don Raleigh	29	1	12	13	4
Jean-Guy Gendron	63	5	7	12	38
Jack Evans	70	2	9	11	99
Aldo Guidolin	14	1	0	1	8
Jim Bartlett	12	0	1	1	8
Ivan Irwin	34	0	1	1	20
Ron Howell	1	0	0	0	0
Gump Worsley	70	0	0	0	2

1956-57	GP	G	A	PTS	PIM
Andy Bathgate	70	27	50	77	60
Andy Heberton	70	21	23	44	15
Dean Prentice	68	19	23	42	38
Bill Gadsby	70	4	37	41	72
Dave Creighton	70	18	21	39	40
Danny Lewicki	70	18	20	38	47
Larry Popein	67	11	19	30	20
Camille Henry	36	14	15	29	2
Red Sullivan	42	6	17	23	36
Ron Murphy	33	7	12	19	14
Gerry Foley	69	7	9	16	48
Jean-Guy Gendron	70	9	6	15	38
Parker MacDonald	45	7	8	15	24
Lou Fontinato	70	3	12	15	139
Harry Howell	65	2	10	12	70
Larry Cahan	61	5	4	9	65
Jack Evans	70	3	6	9	116
Bruce Cline	30	2	3	5	10
Bronco Horvath	7	1	2	3	4
Johnny Bower	2	0	0	0	0
Gump Worsley	68	0	0	0	19

1957-58	GP	G	A	PTS	PIM
Andy Bathgate	65	30	48	78	42
Camille Henry	70	32	24	56	0
Dave Creighton	70	17	35	52	40
Bill Gadsby	65	14	32	46	48
Red Sullivan	70	11	35	46	61
Andy Heberton	70	21	24	45	17
Larry Popein	70	12	22	34	22
Danny Lewicki	70	11	19	30	26
Jean-Guy Gendron	70	10	17	27	66
Dean Prentice	38	13	9	22	14
Parker MacDonald	70	8	10	18	28
Jack Evans	70	4	8	12	108
Harry Howell	70	4	7	11	62
Lou Fontinato	70	3	8	11	152
Hank Ciesla	62	2	6	8	14
Gerry Foley	68	2	5	7	39
Larry Cahan	40	1	1	2	18
Ivan Irwin	1	0	0	0	0
Marcel Paille	33	0	0	0	0
Gump Worsley	37	0	0	0	0

1958-59	GP	G	A	PTS	PIM
Andy Bathgate	70	40	48	88	48
Red Sullivan	70	21	42	63	54
Andy Heberton	70	33	29	62	8
Camille Henry	70	23	35	58	2
Bill Gadsby	70	5	46	51	56
Dean Prentice	70	17	33	50	11
Larry Popein	61	13	21	34	28
Eddie Shack	67	7	14	21	105
Jim Bartlett	70	11	9	20	118
Hank Ciesla	69	6	14	20	21
Harry Howell	70	4	10	14	101
Les Colwill	69	7	6	13	16
Lou Fontinato	64	7	6	13	149
John Hanna	70	1	10	11	83
Wally Hergesheimer	22	3	0	3	6

1958-59 (CONTD)	GP	G	A	PTS	PIM
Jack Bownass	35	1	2	3	20
Earl Ingarfield	35	1	2	3	6
Larry Cahan	16	1	0	1	8
Julian Klymkiw	1	0	0	0	0
Marcel Paille	1	0	0	0	0
Bruce Gamble	3	0	0	0	0
Gump Worsley	66	0	0	0	10

1959-60	GP	G	A	PTS	PIM
Andy Bathgate	70	26	48	74	28
Dean Prentice	70	32	34	66	43
Andy Heberton	70	19	27	46	4
Red Sullivan	70	12	25	37	81
Larry Popein	66	14	22	36	16
Bill Gadsby	65	9	22	31	60
Ken Schinkel	69	13	16	29	27
Brian Cullen	64	8	21	29	6
Camille Henry	49	12	15	27	6
Eddie Shack	62	8	10	18	110
Bob Kabel	43	5	11	16	30
Harry Howell	67	7	6	13	58
Lou Fontinato	64	2	11	13	134
Jim Bartlett	44	8	4	12	48
John Hanna	61	4	8	12	87
Jack Bownass	37	2	5	7	34
Art Stratton	18	2	5	7	2
Mel Pearson	23	1	5	6	13
Earl Ingarfield	20	1	2	3	2
Irv Spencer	32	1	2	3	20
Bill Sweeney	4	1	0	1	0
Ian Cushman	17	0	1	1	22
Dave Balon	4	0	0	0	0
Parker MacDonald	4	0	0	0	0
Noel Price	7	0	0	0	2
Joe Schaefer	1	0	0	0	0
Jack McCartan	4	0	0	0	0
Al Rollins	10	0	0	0	0
Marcel Paille	17	0	0	0	0
Gump Worsley	39	0	0	0	12

1960-61	GP	G	A	PTS	PIM	
Andy Bathgate	70	29	48	77	22	
Andy Heberton	70	26	28	54	10	
Camille Henry	53	28	25	53	8	
Dean Prentice	56	20	25	45	17	
Red Sullivan	70	9	31	40	64	
Bill Gadsby	65	9	26	35	49	
Earl Ingarfield	66	13	21	34	18	
Brian Cullen	42	11	19	30	6	
Johnny Wilson	NVR	56	14	12	26	24
Total	59	14	13	27	24	
Pat Hannigan	53	11	9	20	24	
Ted Hampson	69	6	14	20	4	
Harry Howell	70	7	10	17	62	
Floyd Smith	29	5	9	14	0	
John Hanna	46	1	8	9	34	
Irv Spencer	56	1	8	9	30	
Ken Schinkel	38	2	6	8	18	
Don Johns	63	1	7	8	34	
Jim Morrison	19	1	6	7	6	
Orland Kurtenbach	11	0	6	6	2	
Lou Fontinato	53	2	3	5	100	
Jean Ratelle	3	2	1	3	0	
Len Ronson	13	2	1	3	10	
Dave Balon	13	1	2	3	8	
Eddie Shack	12	1	2	3	17	
Danny Belisle	4	2	0	2	0	
Bob Kabel	4	0	2	2	2	
Al LeBrun	4	0	2	2	4	
Bob Cunningham	3	0	1	1	0	
Rod Gilbert	1	0	1	1	2	
Larry Popein	4	0	1	1	0	
Wayne Hall	4	0	0	0	0	
Ron Hutchinsonson	9	0	0	0	0	
Phil Latreille	4	0	0	0	2	
Noel Price	1	0	0	0	2	
Leon Rochefort	1	0	0	0	0	
Joe Schaefer	1	0	0	0	0	
Marcel Paille	4	0	0	0	0	
Jack McCartan	8	0	0	0	0	
Gump Worsley	59	0	0	0	10	

1961-62	GP	G	A	PTS	PIM
Andy Bathgate	70	28	56	84	44
Dean Prentice	68	22	38	60	20
Earl Ingarfield	70	26	31	57	18
Andy Heberton	70	18	24	42	10
Camille Henry	60	23	15	38	8
Doug Harvey	69	6	24	30	42
Ken Schinkel	65	7	21	28	17
Ted Hampson	68	4	24	28	10

# REGULAR SEASON SCORING STATISTICS

1961-62 (CONT'D)					
	GP	G	A	PTS	PIM
Jean-Guy Gendron	69	14	11	25	71
Albert Langlois	69	7	18	25	90
Pat Hannigan	56	8	14	22	34
Harry Howell	66	6	15	21	89
Dave Balon	30	4	11	15	11
Johnny Wilson	40	11	3	14	14
Jean Ratelle	31	4	8	12	4
Irv Spencer	43	2	10	12	31
Pete Goegan	7	0	2	2	6
Nyr Total	46	5	7	12	30
Larry Cahan	57	2	7	9	85
Vic Hadfield	44	3	1	4	22
Jack Bownass	4	0	0	0	4
Bob Cunningham	1	0	0	0	0
Rod Gilbert	1	0	0	0	0
Mel Pearson	3	0	0	0	2
Dave Dryden	1	0	0	0	0
Dan Olseovich	1	0	0	0	0
Marcel Paille	10	0	0	0	0
Gump Worsley	60	0	0	0	12

1962-63					
	GP	G	A	PTS	PIM
Andy Bathgate	70	35	46	81	54
Camille Henry	60	37	23	60	8
Don McKenney	21	8	16	24	4
Nyr Total	62	22	35	57	6
Earl Ingarfield	69	19	24	43	30
Doug Harvey	68	4	35	39	92
Dean Prentice	49	13	25	38	18
Andy Heberton	70	15	22	37	8
Rod Gilbert	70	11	20	31	20
Harry Howell	70	5	20	25	55
Dave Balon	70	11	13	24	72
Bronco Horvath	41	7	15	22	34
Jean Ratelle	47	11	9	20	8
Larry Cahan	56	6	14	20	47
Jim Neilson	69	5	11	16	36
Albert Langlois	60	2	14	16	62
Ken Schinkel	69	6	9	15	15
Vic Hadfield	36	5	6	11	32
Leon Rochefort	23	5	4	9	6
Ted Hampson	47	4	2	6	2
Don Johns	6	0	4	4	4
Bryan Hextall Jr.	21	0	2	2	8
Ralph Keller	3	1	0	1	6
Mel Pearson	5	1	0	1	4
Duane Rupp	2	0	0	0	0
Marcel Pelletier	2	0	0	0	0
Marcel Paille	3	0	0	0	0
Gump Worsley	67	0	0	0	14

1963-64					
	GP	G	A	PTS	PIM
Phil Goyette	67	24	41	65	15
Rod Gilbert	70	24	40	64	62
Andy Bathgate	56	16	43	59	26
Camille Henry	68	29	26	55	8
Harry Howell	70	5	31	36	75
Jim Neilson	69	5	24	29	93
Bob Nevin	14	5	4	9	9
Nyr Total	63	12	16	28	35
Earl Ingarfield	63	15	11	26	26
Don McKenney	55	9	17	26	6
Vic Hadfield	69	14	11	25	151
Val Fonteyne	69	7	18	25	4
Dick Duff	14	4	4	8	2
Nyr Total	66	11	14	25	61
Don Marshall	70	11	12	23	8
Ron Ingram	16	1	3	4	8
Nyr Total	66	4	9	13	58
Larry Cahan	53	4	8	12	80
Don Johns	57	1	9	10	26
Dick Meissner	35	3	5	8	0
Jean Ratelle	15	0	7	7	6
Albert Langlois	44	4	2	6	32
Dave Richardson	34	3	1	4	21
Doug Harvey	14	0	2	2	10
Marc Dufour	10	1	0	1	2
Howie Glover	25	1	0	1	9
Mike McMahon	18	0	1	1	16
Rod Seiling	2	0	1	1	0
Jacques Plante	65	0	1	1	6
Gord Labossiere	15	0	0	0	8
Sandy McGregor	2	0	0	0	0
Ken Schinkel	4	0	0	0	0
Gilles Villemure	5	0	0	0	0

1964-65					
	GP	G	A	PTS	PIM
Rod Gilbert	70	25	36	61	54
Phil Goyette	52	12	34	46	6
Vic Hadfield	70	18	20	38	102
Camille Henry	48	21	15	36	18

1964-65 (CONT'D)					
	GP	G	A	PTS	PIM
Don Marshall	69	20	15	35	2
Jean Ratelle	54	14	21	35	14
Doug Robinson	21	8	14	22	2
Nyr Total	61	10	23	33	10
Bob Nevin	64	16	14	30	28
Earl Ingarfield	69	15	13	28	40
Rod Seiling	68	4	22	26	44
Harry Howell	68	2	20	22	63
Bill Hicke	40	6	11	17	26
Nyr Total	57	6	12	18	28
Lou Angotti	70	9	8	17	20
Jim Neilson	62	0	13	13	54
Dick Duff	29	3	9	12	20
Arnie Brown	58	1	11	12	145
Wayne Hillman	Nyr	22	1	7	8
Nyr Total	41	1	8	9	34
John Brenneman	Nyr	22	3	3	6
Nyr Total	39	4	3	7	8
Larry Cahan	26	0	5	5	32
Jim Mikol	30	1	3	4	6

1965-66					
	GP	G	A	PTS	PIM
Val Fonteyne	27	0	1	1	2
Don Johns	22	0	1	1	4
Dave Richardson	7	0	1	1	2
Marcel Paille	39	0	1	1	2
Jacques Plante	33	0	1	1	6
Marc Dufour	2	0	0	0	0
Trevor Fahey	1	0	0	0	0
Sandy Fitzpatrick	4	0	0	0	2
Ron Ingram	3	0	0	0	2
Jim Johnson	1	0	0	0	0
Gord Labossiere	1	0	0	0	0
Mike McMahon	1	0	0	0	0
Dick Meissner	1	0	0	0	0
Mel Pearson	5	0	0	0	4
Bob Plager	10	0	0	0	18
Ulf Sterner	4	0	0	0	0
Billy Taylor	2	0	0	0	0
Ted Taylor	4	0	0	0	4

1965-66					
	GP	G	A	PTS	PIM
Bob Nevin	69	29	33	62	10
Don Marshall	69	26	28	54	6
Jean Ratelle	67	21	30	51	10
Phil Goyette	60	11	31	42	4
Earl Ingarfield	68	20	16	36	37
Vic Hadfield	69	16	19	35	117
Reggie Fleming	35	10	14	24	124
Nyr Total	69	14	20	34	166
Harry Howell	70	4	29	33	92
Bill Hicke	49	9	18	27	21
Rod Gilbert	34	10	15	25	20
Jim Neilson	65	4	19	23	84
Doug Robinson	51	8	12	20	8
Wayne Hillman	68	3	17	20	70
Rod Seiling	52	5	10	15	24
Mike McMahon	41	0	12	12	32
John McKenney	35	6	5	11	36
Garry Peters	63	7	3	10	42
Arnie Brown	64	1	7	8	106
Bob Plager	18	0	5	5	22
Lou Angotti	21	2	2	4	2
Ray Cullen	8	1	3	4	0
Paul Andrea	4	1	1	2	0
Cesare Maniago	28	0	2	2	2
Jim Johnson	5	1	0	1	0
Ted Taylor	4	0	1	1	2
John Brenneman	11	0	0	0	14
Al Hamilton	4	0	0	0	0
Al LeBrun	2	0	0	0	0
Dunc McCallum	2	0	0	0	2
Larry Mickey	7	0	0	0	0
Don Simmons	12	0	0	0	0
Ed Glacomini	36	0	0	0	10

1966-67					
	GP	G	A	PTS	PIM
Phil Goyette	70	12	49	61	6
Rod Gilbert	64	28	18	46	12
Don Marshall	70	24	22	46	4
Bob Nevin	67	20	24	44	6
Bernie Geoffrion	58	17	25	42	42
Harry Howell	70	12	28	40	54
Orland Kurtenbach	60	11	25	36	58
Earl Ingarfield	67	12	22	34	10
Vic Hadfield	69	13	20	33	80
Reggie Fleming	61	15	16	31	146
Jim Neilson	62	4	11	15	68
Wayne Hillman	67	2	12	14	43
Arnie Brown	69	2	10	12	59
Jean Ratelle	41	6	5	11	4
Ken Schinkel	20	6	3	9	0

# REGULAR SEASON SCORING STATISTICS

1966-67 (CONT'D)	GP	G	A	PTS	PIM
Bill Hicke	48	3	4	7	11
Red Berenson	30	0	5	5	2
Al MacNeil	58	0	4	4	44
Rod Seiling	12	1	1	2	6
Jim Johnson	2	0	0	0	0
Larry Mickey	8	0	0	0	2
Bob Plager	1	0	0	0	0
Doug Robinson	1	0	0	0	0
Cesare Maniago	6	0	0	0	0
Ed Giacomini	68	0	0	0	8

1967-68	GP	G	A	PTS	PIM
Jean Ratelle	74	32	46	78	18
Rod Gilbert	73	29	48	77	12
Phil Goyette	72	25	40	65	10
Bob Nevin	74	28	30	58	20
Don Marshall	70	19	30	49	2
Vic Hadfield	59	20	19	39	45
Orland Kurtenbach	73	15	20	35	82
Jim Neilson	67	6	29	35	60
Harry Howell	74	5	24	29	62
Arnie Brown	74	1	25	26	85
Ron Stewart	55	7	7	14	19
Total	74	14	12	26	30

Reggie Fleming	73	17	7	24	132
Bernie Geoffrion	59	5	16	21	11
Camille Henry	36	8	12	20	0
Rod Seiling	71	5	11	16	44
Ron Atwell	4	0	0	0	2
Total	22	1	7	8	8

Larry Jeffrey	47	2	4	6	15
Wayne Hillman	62	0	5	5	46
Red Berenson	19	2	1	3	2
Larry Mickey	4	0	2	2	0
Al Hamilton	2	0	0	0	0
Walt Tkaczuk	2	0	0	0	0
Gilles Villemure	4	0	0	0	0
Don Simmons	5	0	0	0	0
Ed Giacomini	66	0	0	0	4

1968-69	GP	G	A	PTS	PIM
Jean Ratelle	75	32	46	78	26
Rod Gilbert	66	28	49	77	22
Vic Hadfield	73	26	40	66	108
Bob Nevin	71	31	25	56	14
Phil Goyette	67	13	32	45	8
Jim Neilson	76	10	34	44	95
Don Marshall	74	20	19	39	12
Walt Tkaczuk	71	12	24	36	28
Dave Balon	75	10	21	31	57
Ron Stewart	75	18	11	29	20
Brad Park	54	3	23	26	70
Arnie Brown	74	10	12	22	50
Rod Seiling	73	4	17	21	75
Reggie Fleming	72	8	12	20	138
Harry Howell	56	4	7	11	36
Larry Jeffrey	75	1	6	7	12
Dennis Hextall	13	1	4	5	25
Bob Blackburn	11	0	0	0	0
Bill Fairbairn	1	0	0	0	0
Al Hamilton	16	0	0	0	8
Bob Jones	2	0	0	0	0
Orland Kurtenbach	2	0	0	0	2
Wayne Rivers	4	0	0	0	0
Guy Trottier	2	0	0	0	0
Gilles Villemure	4	0	0	0	0
Don Simmons	5	0	0	0	0
Ed Giacomini	70	0	0	0	2

1969-70	GP	G	A	PTS	PIM
Walt Tkaczuk	76	27	50	77	38
Jean Ratelle	75	32	42	74	28
Dave Balon	76	33	37	70	100
Bill Fairbairn	76	23	33	56	23
Vic Hadfield	71	20	34	54	69
Rod Gilbert	72	16	37	53	22
Bob Nevin	68	18	19	37	8
Brad Park	60	11	26	37	98
Arnie Brown	73	15	21	36	78
Tim Horton	15	1	5	6	16
Total	74	4	24	28	107
Ted Irvine	17	0	3	3	10
Total	75	11	16	27	38
Rod Seiling	76	5	21	26	68
Ron Stewart	76	14	10	24	14
Don Marshall	57	9	15	24	6
Jim Neilson	62	3	20	23	75
Juha Widing	44	7	7	14	10
Orland Kurtenbach	53	4	10	14	47
Real Lemieux	55	4	6	10	51
Al Hamilton	59	0	5	5	54
Jack Eggers	6	3	0	3	2

1969-70 (CONT'D)	GP	G	A	PTS	PIM
Don Luce	12	1	2	3	8
Larry Brown	15	0	3	3	8
Ed Giacomini	70	0	2	2	2
Terry Sawchuk	8	0	1	1	0
Don Blackburn	3	0	0	0	0
Ab DeMarco Jr.	3	0	0	0	0
Mike Robitaille	4	0	0	0	8

1970-71	GP	G	A	PTS	PIM	
Walt Tkaczuk	77	26	49	75	48	
Jean Ratelle	78	26	46	72	14	
Rod Gilbert	78	30	31	61	65	
Dave Balon	78	36	24	60	34	
Pete Stelmowski	NYR	68	16	29	45	61
Total	78	18	31	49	69	

Bruce MacGregor	NYR	27	12	13	25	4
Total	74	18	29	47	22	
Bob Nevin	78	21	25	46	10	
Vic Hadfield	63	22	22	44	38	
Brad Park	68	7	37	44	114	
Ted Irvine	76	20	18	38	137	
Jim Neilson	77	8	24	32	69	
Bill Fairbairn	56	7	23	30	32	
Rod Seiling	68	5	22	27	34	
Tim Horton	78	2	18	20	57	
Dale Rolfe	NYR	14	0	7	7	23
Total	58	3	16	19	71	

Jack Eggers	60	7	10	17	50	
Arnie Brown	48	3	12	15	24	
Glen Sather	NYR	31	2	0	2	52
Total	77	10	3	13	148	
Ron Stewart	76	5	6	11	19	
Syl Apps	31	1	2	3	11	
Andre Dupont	7	1	2	3	21	
Larry Brown	31	1	1	2	10	
Mike Robitaille	11	1	1	2	7	
Jim Krulicki	27	0	2	2	6	
Ab DeMarco Jr.	2	0	1	1	0	
Don Luce	9	0	1	1	0	
Don Blackburn	1	0	0	0	0	
Gilles Villemure	34	0	0	0	0	
Ed Giacomini	45	0	0	0	4	

1971-72	GP	G	A	PTS	PIM	
Jean Ratelle	63	46	63	109	4	
Vic Hadfield	78	50	56	106	142	
Rod Gilbert	73	43	54	97	64	
Brad Park	75	24	49	73	130	
Walt Tkaczuk	76	24	42	66	65	
Bill Fairbairn	78	22	37	59	53	
Bobby Rousseau	78	21	36	57	12	
Rod Seiling	78	5	36	41	62	
Bruce MacGregor	75	19	21	40	22	
Jim Neilson	78	7	30	37	56	
Ted Irvine	78	15	21	36	66	
Pete Stelmowski	59	11	17	28	53	
Phil Goyette	NYR	8	1	4	5	0
Total	45	4	25	29	14	

Jim Dorey	NYR	1	0	0	0	0
Total	51	4	19	23	56	
Gene Carr	NYR	60	8	8	16	25
Total	74	11	10	21	34	
Dale Rolfe	68	2	14	16	67	
Glen Sather	76	5	9	14	77	
Gary Doak	NYR	50	1	10	11	54
Total	55	1	11	12	77	

Ab DeMarco Jr.	48	4	7	11	4	
Dave Balon	16	4	5	9	2	
Pierre Jarry	34	3	3	6	20	
Ron Stewart	NYR	13	0	2	2	2
Total	55	3	3	6	12	
Jack Eggers	17	2	1	3	14	
Ed Giacomini	44	0	3	3	4	
Gilles Villemure	37	0	2	2	6	
Norm Gratton	3	0	1	1	0	
Jim Lorentz	5	0	0	0	0	
Mike McMahon	1	0	0	0	0	
Tom Williams	3	0	0	0	2	

1972-73	GP	G	A	PTS	PIM	
Jean Ratelle	78	41	53	94	12	
Rod Gilbert	76	25	59	84	25	
Walt Tkaczuk	76	27	39	66	59	
Bill Fairbairn	78	30	33	63	23	
Vic Hadfield	63	28	34	62	60	
Pete Stelmowski	78	22	37	59	71	
Steve Vickers	61	30	23	53	37	
Brad Park	52	10	43	53	51	
Mike Murphy	NYR	15	4	4	8	5
Total	79	22	31	53	53	
Bobby Rousseau	78	8	37	45	14	

## REGULAR SEASON SCORING STATISTICS

1972-73 (CONT'D)						1975-76 (CONT'D)										
	GP	G	A	PTS	PIM		GP	G	A	PTS	PIM					
Rod Seiling	72	9	33	42	36	Steve Vickers	80	30	53	83	40					
Dale Rolfe	72	7	25	32	74	Phil Esposito	NYR	62	29	38	67	28				
Bruce MacGregor	52	14	12	26	12	Total	74	35	48	83	36					
Glen Sather	77	11	15	26	64	Carol Vadnais	NYR	64	20	30	50	104				
Ted Irvine	53	8	12	20	54	Total	76	22	35	57	121					
Jim Neilson	52	4	16	20	35	Rick Middleton	77	24	26	50	14					
Gene Carr	50	9	10	19	50	Wayne Dillon	79	21	24	45	10					
Ron Harris	NYR	47	3	10	13	Pete Stembkowski	75	13	28	41	49					
Total	70	5	14	19	25	Greg Polis	79	15	21	36	77					
Ab DeMarco Jr.	51	4	13	17	15	Pat Hickey	70	14	22	36	36					
Bert Marshall	NYR	8	0	0	0	Walt Tkaczuk	78	8	28	36	56					
Total	63	2	6	8	85	Bill Fairbairn	80	13	15	28	8					
Ed Giacomin	43	0	2	2	6	Ron Greschner	77	6	21	27	93					
Randy Legge	12	0	2	2	2	Gilles Marotte	57	4	17	21	34					
Jerry Butler	8	1	0	1	4	Jean Ratelle	13	5	10	15	2					
Bill Heindl	4	1	0	1	0	Larry Sacharuk	42	6	7	13	14					
Larry Sacharuk	8	1	0	1	0	Jerry Holland	36	7	4	11	6					
Curt Bennett	16	0	1	1	11	John Bednarski	59	1	8	9	77					
Sheldon Kannegessler	NYR	3	0	1	1	Nick Beverley	63	1	8	9	46					
Total	6	0	1	1	4	Bill Collins	50	4	4	8	38					
Ron Stewart	11	0	1	1	0	Brad Park	13	2	4	6	23					
Tom Williams	8	0	1	1	0	Dave Maloney	21	1	3	4	66					
Peter McDuffe	1	0	0	0	0	Doug Jarrett	45	0	4	4	19					
Gilles Villemure	34	0	0	0	2	Eddie Johnstone	10	2	1	3	4					
1973-74						John Davidson						56	0	2	2	8
Brad Park	78	25	57	82	148	Ron Harris	3	0	1	1	0					
Rod Gilbert	75	36	41	77	20	Doug Soetaert	8	0	1	1	0					
Pete Stembkowski	78	25	45	70	74	Greg Holst	2	0	0	0	0					
Jean Ratelle	68	28	39	67	16	Dale Lewis	8	0	0	0	0					
Walt Tkaczuk	71	21	42	63	58	Derek Sanderson	8	0	0	0	4					
Bill Fairbairn	78	18	44	62	12	Ed Giacomin	4	0	0	0	0					
Steve Vickers	75	34	24	58	18	Dunc Wilson	20	0	0	0	11					
Vic Hadfield	77	27	28	55	75	1976-77						GP	G	A	PTS	PIM
Bobby Rousseau	72	10	41	51	4	Phil Esposito	80	34	46	80	52					
Ted Irvine	75	26	20	46	105	Rod Gilbert	77	27	48	75	50					
Bruce MacGregor	66	17	27	44	6	Ken Hodge	78	21	41	62	43					
Gilles Marotte	NYR	46	2	17	19	28	Don Murdoch	59	32	24	56	47				
Total	68	3	28	31	51	Steve Vickers	75	22	31	53	26					
Rod Seiling	68	7	23	30	32	Walt Tkaczuk	80	12	38	50	38					
Jerry Butler	26	6	10	16	24	Carol Vadnais	74	11	37	48	131					
Dale Rolfe	48	3	12	15	56	Ron Greschner	80	11	36	47	89					
Ron Harris	63	2	12	14	25	Wayne Dillon	78	17	29	46	33					
Jim Neilson	72	4	7	11	38	Mike McEwen	80	14	29	43	38					
Larry Sacharuk	23	2	4	6	4	Pat Hickey	80	23	17	40	35					
Gene Carr	29	1	5	6	15	Greg Polis	77	16	23	39	44					
Jack Eggers	NYR	28	1	3	4	6	Bill Goldsworthy	NYR	61	10	12	22	43			
Total	34	1	4	5	12	Total	77	12	15	27	49					
Sheldon Kannegessler	12	1	3	4	6	Dave Maloney	66	3	18	21	100					
Mike Murphy	16	2	1	3	0	Dave Farrish	80	2	17	19	102					
Tom Williams	14	1	2	3	4	Dan Newman	41	9	8	17	37					
Bert Wilson	5	1	1	2	2	Pete Stembkowski	61	2	13	15	8					
Ed Giacomin	56	0	1	1	4	Nick Fotiu	70	4	8	12	174					
Real Lemieux	8	0	0	0	0	Bill Fairbairn	9	1	2	3	0					
Glen Sather	2	0	0	0	0	Mark Heaslip	19	1	0	1	31					
Peter McDuffe	6	0	0	0	0	John Bednarski	5	0	0	0	0					
Gilles Villemure	21	0	0	0	0	Nick Beverley	9	0	0	0	2					
1974-75						Greg Holst						5	0	0	0	0
Rod Gilbert	76	36	61	97	22	Larry Huras	2	0	0	0	0					
Jean Ratelle	79	36	55	91	26	Doug Jarrett	9	0	0	0	4					
Steve Vickers	80	41	48	89	64	Larry Sacharuk	2	0	0	0	0					
Bill Fairbairn	80	24	37	61	10	Dave Tataryn	2	0	0	0	0					
Pete Stembkowski	77	24	35	59	63	Doug Soetaert	12	0	0	0	0					
Brad Park	65	13	44	57	104	John Davidson	39	0	0	0	6					
Derek Sanderson	75	25	25	50	106	Gilles Gratton	41	0	0	0	13					
Ron Greschner	70	8	37	45	93	1977-78						GP	G	A	PTS	PIM
Greg Polis	76	26	15	41	55	Phil Esposito	78	38	43	81	53					
Rick Middleton	47	22	18	40	19	Pat Hickey	80	40	33	73	47					
Walt Tkaczuk	62	11	25	36	34	Ron Greschner	78	24	48	72	100					
Gilles Marotte	77	4	32	36	69	Walt Tkaczuk	80	26	40	66	30					
Ted Irvine	79	17	17	34	66	Steve Vickers	79	19	44	63	30					
Jerry Butler	78	17	16	33	102	Don Murdoch	66	27	28	55	41					
Nick Beverley	67	3	15	18	19	Carol Vadnais	80	6	40	46	115					
John Bednarski	35	1	10	11	37	Ron Duguay	71	20	20	40	43					
Dale Rolfe	42	1	8	9	30	Lucien DeBlois	71	22	8	30	27					
Ron Harris	34	1	7	8	22	Eddie Johnstone	53	13	13	26	44					
Bert Wilson	61	5	1	6	66	Greg Polis	37	7	16	23	12					
Bobby Rousseau	8	2	2	4	0	Dave Maloney	56	2	19	21	63					
Bob MacMillan	22	1	2	3	4	Wayne Dillon	59	5	13	18	15					
Dave Maloney	4	0	2	2	0	Mike McEwen	57	5	13	18	52					
Joe Zanussi	8	0	2	2	4	Dan Newman	59	5	13	18	22					
Jerry Holland	1	1	0	1	0	Mark Heaslip	29	5	10	15	34					
Hartland Monahan	6	0	1	1	4	Don Awrey	78	2	8	10	38					
Rod Seiling	4	0	1	1	0	Nick Fotiu	59	2	7	9	105					
Curt Ridley	2	0	0	0	0	Rod Gilbert	19	2	7	9	6					
Dunc Wilson	NYR	3	0	0	0	Dave Farrish	66	3	5	8	62					
Total	28	0	0	0	6	Ken Hodge	18	2	4	6	8					
Ed Giacomin	37	0	0	0	20	Dallas Smith	29	1	4	5	23					
Gilles Villemure	45	0	0	0	2	Jerry Byers	7	2	1	3	0					
1975-76						1975-76 (CONT'D)						GP	G	A	PTS	PIM
Rod Gilbert	70	36	50	86	32	Steve Vickers	80	30	53	83	40					
						Phil Esposito	NYR	62	29	38	67	28				
						Total	74	35	48	83	36					
						Carol Vadnais	NYR	64	20	30	50	104				
						Total	76	22	35	57	121					
						Rick Middleton	77	24	26	50	14					
						Wayne Dillon	79	21	24	45	10					
						Pete Stembkowski	75	13	28	41	49					
						Greg Polis	79	15	21	36	77					
						Pat Hickey	70	14	22	36	36					
						Walt Tkaczuk	78	8	28	36	56					
						Bill Fairbairn	80	13	15	28	8					
						Ron Greschner	77	6	21	27	93					
						Gilles Marotte	57	4	17	21	34					
						Jean Ratelle	13	5	10	15	2					
						Larry Sacharuk	42	6	7	13	14					
						Jerry Holland	36	7	4	11	6					
						John Bednarski	59	1	8	9	77					
						Nick Beverley	63	1	8	9	46					
						Bill Collins	50	4	4	8	38					
						Brad Park	13	2	4	6	23					
						Dave Maloney	21	1	3	4	66					
						Doug Jarrett	45	0	4	4	19					
						Eddie Johnstone	10	2	1	3	4					
						John Davidson	56	0	2	2	8					
						Ron Harris	3	0	1	1	0					
						Doug Soetaert	8	0	1	1	0					
						Greg Holst	2	0	0	0	0					
						Dale Lewis	8	0	0	0	0					
						Derek Sanderson	8	0	0	0	4					
						Ed Giacomin	4	0	0	0	0					
						Dunc Wilson	20	0	0	0	11					
						1976-77						GP	G	A	PTS	PIM
						Phil Esposito	80	34	46	80	52					
						Rod Gilbert	77	27	48	75	50					
						Ken Hodge	78	21	41	62	43					
						Don Murdoch	59	32	24	56	47					
						Steve Vickers	75	22	31	53	26					
						Walt Tkaczuk	80	12	38	50	38					
						Carol Vadnais	74	11	37	48	131					
						Ron Greschner	80	11	36	47	89					
						Wayne Dillon	78	17	29	46	33					
						Mike McEwen	80	14	29	43	38					
						Pat Hickey	80	23	17	40	35					
						Greg Polis	77	16	23	39	44					
						Bill Goldsworthy	NYR	61	10	12	22	43				
						Total	77	12	15	27	49					
						Dave Maloney	66	3	18	21	100					
						Dave Farrish	80	2	17	19	102					
						Dan Newman	41	9	8	17	37					
						Pete Stembkowski	61	2	13	15	8					
						Nick Fotiu	70	4	8	12	174					
						Bill Fairbairn	9	1	2	3	0					
						Mark Heaslip	19	1	0	1	31					
						John Bednarski	5	0	0	0	0					
						Nick Beverley	9	0	0	0	2					
						Greg Holst	5	0	0	0	0					
						Larry Huras	2	0	0	0	0					
						Doug Jarrett	9	0	0	0	4					
						Larry Sacharuk	2	0	0	0	0					
						Dave Tataryn	2	0	0	0	0					
						Doug Soetaert	12	0	0	0	0					
						John Davidson	39	0	0	0	6					

# REGULAR SEASON SCORING STATISTICS

1977-78 (CONTD)	GP	G	A	PTS	PIM
Mario Marois	8	1	1	2	15
Bill Goldsworthy	7	0	1	1	12
Wayne Thomas	41	0	1	1	9
Benoit Gosselin	7	0	0	0	33
Greg Hickey	1	0	0	0	0
Greg Holst	4	0	0	0	0
Mike Keating	1	0	0	0	0
Bud Stefanski	1	0	0	0	0
Hardy Astrom	4	0	0	0	0
Doug Soetaert	6	0	0	0	0
John Davidson	34	0	0	0	10

1978-79	GP	G	A	PTS	PIM
Phil Esposito	80	42	36	78	37
Anders Hedberg	80	33	45	78	33
Pat Hickey	80	34	41	75	56
Ulf Nilsson	59	27	39	66	21
Ron Duguay	79	27	36	63	35
Mike McEwen	80	20	38	58	35
Ron Greschner	60	17	36	53	66
Steve Vickers	66	13	34	47	24
Carol Vadnais	77	8	37	45	86
Walt Tkaczuk	77	15	27	42	38
Don Murdoch	40	15	22	37	6
Pierre Plante	70	6	25	31	37
Mario Marois	71	5	26	31	153
Dean Talafous	68	13	16	29	29
Lucien DeBlois	62	11	17	28	26
Dave Maloney	76	11	17	28	151
Don Maloney	28	9	17	26	39
Dave Farrish	71	1	19	20	61
Eddie Johnstone	30	5	3	8	27
Nick Fotiu	71	3	5	8	190
Greg Polis	6	1	1	2	8
Dan Clark	4	0	1	1	6
Mike Korney	18	0	1	1	18
Frank Beaton	2	0	0	0	0
Tim Bothwell	1	0	0	0	2
Andre Dore	2	0	0	0	0
Mike McDougal	1	0	0	0	0
Dean Turner	1	0	0	0	0
Doug Soetaert	17	0	0	0	4
Wayne Thomas	31	0	0	0	0
John Davidson	39	0	0	0	12

1979-80	GP	G	A	PTS	PIM
Phil Esposito	80	34	44	78	73
Don Maloney	79	25	48	73	97
Anders Hedberg	80	32	39	71	21
Barry Beck	61	14	45	59	98
Nyr Total	71	15	50	65	106
Steve Vickers	75	29	33	62	38
Ron Greschner	76	21	37	58	103
Ulf Nilsson	50	14	44	58	20
Ron Duguay	73	28	22	50	37
Don Murdoch	56	23	19	42	16
Dave Maloney	77	12	25	37	186
Walt Tkaczuk	76	12	25	37	36
Eddie Johnstone	78	14	21	35	60
Mario Marois	79	8	23	31	142
Dean Talafous	55	10	20	30	26
Carol Vadnais	66	3	20	23	118
Cam Connor	12	0	3	3	37
Nyr Total	50	7	16	23	173
Warren Miller	55	7	6	13	17
Claude Larose	25	4	7	11	2
Doug Sulliman	31	4	7	11	2
Tim Bothwell	45	4	6	10	20
Mike McEwen	9	1	7	8	8
Jocelyn Guevremont	20	2	5	7	6
Pat Conacher	17	0	5	5	4
Lucien DeBlois	6	3	1	4	7
Pat Hickey	7	2	2	4	10
Frank Beaton	23	1	1	2	43
Ray Markham	14	1	1	2	21
John Davidson	41	0	2	2	2
Ed Hospodar	20	0	1	1	76
Andre Dore	2	0	0	0	0
Bill Lochead	7	0	0	0	4
Jim Mayer	4	0	0	0	0
Dave Silk	2	0	0	0	0
Doug Soetaert	8	0	0	0	0
Wayne Thomas	12	0	0	0	0
Steve Baker	27	0	0	0	2

1980-81	GP	G	A	PTS	PIM
Anders Hedberg	80	30	40	70	52
Eddie Johnstone	80	30	38	68	100
Ron Greschner	74	27	41	68	112
Mike Allison	75	26	38	64	83
Steve Vickers	73	19	39	58	40

1980-81 (CONTD)	GP	G	A	PTS	PIM
Don Maloney	61	29	23	52	99
Dave Maloney	79	11	36	47	132
Ulf Nilsson	51	14	25	39	42
Ron Duguay	50	17	21	38	83
Barry Beck	75	11	23	34	231
Dean Talafous	50	13	17	30	28
Tom Laidlaw	80	6	23	29	100
Walt Tkaczuk	43	6	22	28	28
Dave Silk	59	14	12	26	58
Jere Gillis	35	10	10	20	4

1981-82	GP	G	A	PTS	PIM
Mike Rogers	80	38	65	103	43
Ron Duguay	72	40	36	76	82
Mark Pavelich	79	33	43	76	67
Eddie Johnstone	68	30	28	58	57
Don Maloney	54	22	36	58	73
Reijo Ruotsalainen	78	18	38	56	27
Dave Maloney	64	13	36	49	105
Robbie Ftorek	30	8	24	32	24
Nyr Total	49	9	32	41	28
Barry Beck	60	9	29	38	111
Dave Silk	64	15	20	35	39
Mikko Leinonen	53	11	20	31	18
Pat Hickey	53	15	14	29	32
Mike Allison	48	7	15	22	74
Tom Laidlaw	79	3	18	21	104
Steve Vickers	34	9	11	20	13
Andre Dore	56	4	16	20	64
Nick Fotiu	70	8	10	18	151
Rob McClanahan	22	5	9	14	10
Nyr Total	39	5	12	17	21
Ron Greschner	29	5	11	16	16
Dean Talafous	29	6	7	13	8
Jere Gillis	26	3	9	12	16
Carol Vadnais	50	5	6	11	45
Ed Hospodar	41	3	8	11	152
Peter Wallin	40	2	9	11	12
Tom Youngmans	47	3	5	8	17
Nyr Total	50	4	5	9	17
Tim Bothwell	13	0	3	3	10
Steve Weeks	49	0	3	3	0
Mark Morrison	9	1	1	2	0
Mike Backman	3	0	2	2	4
Anders Hedberg	4	0	1	1	0
Lance Nethery	5	0	0	0	0
John Davidson	1	0	0	0	2
John Vanbiesbrouck	1	0	0	0	0
Steve Baker	6	0	0	0	0
Eddie Mio	25	0	0	0	4

1982-83	GP	G	A	PTS	PIM
Mike Rogers	71	29	47	76	28
Mark Pavelich	78	37	38	75	52
Don Maloney	78	29	40	69	88
Reijo Ruotsalainen	77	16	53	69	22
Anders Hedberg	78	25	34	59	12
Mikko Leinonen	78	17	34	51	23
Dave Maloney	78	8	42	50	132
Rob McClanahan	78	22	26	48	46
Ron Duguay	72	19	25	44	58
Eddie Johnstone	52	15	21	36	27
Barry Beck	66	12	22	34	112
Robbie Ftorek	61	12	19	31	41
Vaclav Nedomansky	35	12	8	20	0
Nyr Total	57	14	17	31	2
Kent-Erik Andersson	71	8	20	28	14

## REGULAR SEASON SCORING STATISTICS

1982-83 (CONT'D)					
	GP	G	A	PTS	PIM
Nick Fotiu	72	8	13	21	90
Mike Allison	39	11	9	20	37
Bill Baker	70	4	14	18	64
Chris Kontos	44	8	7	15	33
Andre Dore	39	3	12	15	39
Rick Chartraw	26	2	2	4	37
NYR Total	57	5	7	12	68
Scot Kleinendorst	30	2	9	11	8
Tom Laidlaw	80	0	10	10	75
Ron Greschner	10	3	5	8	0
Ulf Nilsson	10	2	4	6	2
Mike Backman	7	1	3	4	6
Eddie Mio	41	0	3	3	8
Dave Silk	16	1	1	2	15
Steve Weeks	18	0	2	2	0
Pat Conacher	5	0	1	1	4
Cam Connor	1	0	0	0	0
Graeme Nicolson	10	0	0	0	9
John Davidson	2	0	0	0	0
Steve Baker	3	0	0	0	0
Glen Hanlon	21	0	0	0	2
NYR Total	35	0	0	0	2

1983-84					
	GP	G	A	PTS	PIM
Mark Pavelich	77	29	53	82	96
Pierre Larouche	77	48	33	81	22
Anders Hedberg	79	32	35	67	16
Don Maloney	79	24	42	66	62
Mike Rogers	78	23	38	61	45
Reijo Ruotsalainen	74	20	39	59	26
Ron Greschner	77	12	44	56	117
Mark Osborne	73	23	28	51	88
Peter Sundstrom	77	22	22	44	24
Blaine Stoughton	14	5	2	7	4
NYR Total	68	28	16	44	8
Barry Beck	72	9	27	36	134
Dave Maloney	68	7	26	33	168
Jan Erixon	75	5	25	30	16
Mikko Leimonen	28	3	23	26	28
Willie Huber	42	9	14	23	60
Mike Allison	45	8	12	20	64
Kent-Erik Andersson	63	5	15	20	8
Tom Laidlaw	79	3	15	18	62
Rob McClanahan	41	6	8	14	21
Nick Fotiu	40	7	6	13	115
Mike Blaisdell	36	5	6	11	31
James Patrick	12	1	7	8	2
Steve Richmond	26	2	5	7	110
Robbie Ftorek	31	3	2	5	22
Larry Patey	9	1	2	3	4
NYR Total	26	1	3	4	12
Bob Brooke	9	1	2	3	4
George McPhee	9	1	1	2	11
Glen Hanlon	50	0	2	2	30
Scot Kleinendorst	23	0	2	2	35
Mike Backman	8	0	1	1	8
Chris Kontos	6	0	1	1	8
Dave Barr	6	0	0	0	2
Rick Chartraw	4	0	0	0	4
Mark Morrison	1	0	0	0	0
John Vanbiesbrouck	3	0	0	0	2
Ron Scott	9	0	0	0	0
Steve Weeks	26	0	0	0	4

1984-85					
	GP	G	A	PTS	PIM
Reijo Ruotsalainen	80	28	45	73	32
Mike Rogers	78	26	38	64	24
Pierre Larouche	65	24	36	60	8
Tomas Sandstrom	74	29	29	58	51
Anders Hedberg	64	20	31	51	10
Ron Greschner	48	16	29	45	42
Mark Pavelich	48	14	31	45	29
Peter Sundstrom	76	18	25	43	34
James Patrick	75	8	28	36	71
Steve Patrick	43	11	18	29	63
NYR Total	57	13	20	33	67
Jan Erixon	66	7	22	29	33
George McPhee	49	12	15	27	139
Don Maloney	37	11	16	27	32
Barry Beck	56	7	19	26	65
Mike Allison	31	9	15	24	17
Grant Ledyard	42	8	12	20	53
Robbie Ftorek	48	9	10	19	35
Bob Brooke	72	7	9	16	79
Willie Huber	49	3	11	14	55
Dave Gagner	38	6	6	12	16
Chris Kontos	28	4	8	12	24
Tom Laidlaw	61	1	11	12	52

1984-85 (CONT'D)					
	GP	G	A	PTS	PIM
Jim Wiemer	22	4	3	7	30
NYR Total	32	7	5	12	34
Nick Fotiu	46	4	7	11	54
Mark Osborne	23	4	4	8	33
Andre Dore	25	0	7	7	35
Randy Heath	12	2	3	5	15
Steve Richmond	34	0	5	5	90
John Vanbiesbrouck	42	0	5	5	17
Dave Maloney	16	2	1	3	10
Kelly Miller	5	0	2	2	2
Mike Blaisdell	12	1	0	1	11
Larry Patey	7	0	1	1	12
Simo Saarinen	8	0	0	0	8
Glen Hanlon	44	0	0	0	4

1985-86					
	GP	G	A	PTS	PIM
Mike Ridley	80	22	43	65	69
Reijo Ruotsalainen	80	17	42	59	47
Tomas Sandstrom	73	25	29	54	109
Ron Greschner	78	20	28	48	104
Brian MacLellan	51	11	21	32	47
NYR Total	78	16	29	45	66
Bob Brooke	79	24	20	44	111
James Patrick	75	14	29	43	88
Mark Pavelich	59	20	20	40	82
Mark Osborne	62	16	24	40	80
Raimo Helminen	66	10	30	40	10
Bob Crawford	11	1	2	3	10
NYR Total	68	15	22	37	26
Kelly Miller	74	13	20	33	52
Don Maloney	68	11	17	28	56
Pierre Larouche	28	20	7	27	4
Wilf Paiement	8	1	6	7	13
NYR Total	52	8	18	26	158
Peter Sundstrom	53	8	15	23	12
Jan Erixon	31	2	17	19	4
Tom Laidlaw	68	6	12	18	103
Willie Huber	70	7	8	15	85
Mike Allison	28	2	13	15	22
Larry Melnyk	46	1	8	9	65
NYR Total	52	3	11	14	76
Barry Beck	25	4	8	12	24
Grant Ledyard	27	2	9	11	20
Dave Gagner	32	4	6	10	19
George McPhee	30	4	4	8	63
Steve Patrick	28	4	3	7	37
Mike McEwen	16	2	5	7	8
Rob Whistle	32	4	2	6	10
Chris Jensen	9	1	3	4	0
Mike Rogers	9	1	3	4	2
Jim Wiemer	7	3	0	3	2
John Vanbiesbrouck	61	0	3	3	16
Steve Richmond	17	0	2	2	63
Randy Heath	1	0	1	1	0
Glen Hanlon	23	0	1	1	4
Tony Feltrin	10	0	0	0	21
Kjell Samuelsson	9	0	0	0	10
Terry Kuehlinger	4	0	0	0	2
Ron Scott	4	0	0	0	0

1986-87					
	GP	G	A	PTS	PIM
Walt Poddubny	75	40	47	87	49
Marcel Dionne	14	4	6	10	6
NYR Total	81	28	56	84	60
Tomas Sandstrom	64	40	34	74	60
Kelly Kisio	70	24	40	64	73
Pierre Larouche	73	28	35	63	12
Don Maloney	72	19	38	57	117
James Patrick	78	10	45	55	62
Tony McKegney	64	29	17	46	56
NYR Total	75	31	20	51	72
Ron Greschner	60	6	34	40	62
Ron Duguay	34	9	12	21	9
NYR Total	74	14	25	39	39
Mike Ridley	38	16	20	36	20
Mark Osborne	58	17	15	32	101
Willie Huber	66	8	22	30	68
Jan Erixon	68	8	18	26	24
Curt Giles	61	2	17	19	50
NYR Total	72	2	20	22	54
Jeff Jackson	9	5	1	6	15
NYR Total	64	13	8	21	79
Kelly Miller	38	6	14	20	22
Larry Melnyk	73	3	12	15	182
Terry Carkner	52	2	13	15	118
Chris Jensen	36	6	7	13	21
Lucien DeBlois	40	3	8	11	27
Tom Laidlaw	63	1	10	11	65
Bobby Carpenter	28	2	8	10	20
George McPhee	21	4	4	8	34



## REGULAR SEASON SCORING STATISTICS

1986-87 (CONT'D)		GP	G	A	PTS	PIM
Bob Brooke		15	3	5	8	20
Kjell Samuelsson		30	2	6	8	50
Pat Price		13	0	2	2	49
	Total	60	0	8	8	130
Raimo Helminen		21	2	4	6	2
Stu Kulak		3	0	0	0	0
	Total	54	4	2	6	78
Dave Gagner		10	1	4	5	12
Lane Lambert		18	2	2	4	33
Brad Maxwell		9	0	4	4	6
Jay Caufield		13	2	1	3	45
Mike Donnelly		5	1	1	2	0
Bob Froese		28	0	2	2	56
	Total	31	0	2	2	56
Don Jackson		22	1	0	1	91
Gord Walker		1	1	0	1	4
Jim Leavins		4	0	1	1	4
Norm MacIver		4	0	1	1	0
John Vanbiesbrouck		50	0	1	1	18
Mike Sittala		1	0	0	0	0
Paul Fenton		8	0	0	0	2
Ron Talakoski		3	0	0	0	21
Bob Crawford		3	0	0	0	2
Ron Scott		1	0	0	0	0
Doug Soetaert		13	0	0	0	14

1987-88		GP	G	A	PTS	PIM
Walt Poddubny		77	38	50	88	76
Kelly Kisio		77	23	55	78	88
Tomas Sandstrom		69	28	40	68	95
Marcel Dionne		67	31	34	65	54
James Patrick		70	17	45	62	52
Brian Mullen		74	25	29	54	42
John Ogrodnick		64	22	32	54	16
Ulf Dahlen		70	29	23	52	26
Michel Petit		64	9	24	33	227
	Total	74	9	27	36	262
Don Maloney		66	12	21	33	60
David Shaw		68	7	25	32	100
Mark Hardy		19	2	2	4	31
	Total	80	8	24	32	130
Lucien DeBlois		74	9	21	30	103
Jan Erixon		70	7	19	26	33
Norm MacIver		37	9	15	24	14
Chris Nilan		22	3	5	8	96
	Total	72	10	10	20	305
Paul Cyr		40	4	13	17	41
	Total	60	5	14	19	79
Jari Gronstrand		62	3	11	14	63
Brian Leetch		17	2	12	14	0
Pierre Larouche		10	3	9	12	13
Ron Duguay		48	4	4	8	23
Joe Paterson		21	1	3	4	63
	Total	53	2	6	8	178
Ron Greschner		51	1	5	6	82
Gord Walker		18	1	4	5	17
John Vanbiesbrouck		56	0	5	5	46
Mike Donnelly		17	2	2	4	8
Willie Huber		11	1	3	4	14
Dave Pichette		6	1	3	4	0
Bruce Bell		13	1	2	3	8
Mark Tinordi		24	1	2	3	50
Jeff Brubaker		31	2	0	2	78
Steve Nemeth		12	2	0	2	2
Paul Boutilier		4	0	1	1	6
Chris Jensen		7	0	1	1	2
Larry Melnyk		14	0	1	1	34
Jim Pavese		14	0	1	1	48
Ron Talakoski		6	0	1	1	12
Simon Wheeldon		5	0	1	1	4
Bob Froese		25	0	1	1	6
Curt Giles		13	0	0	0	10
Mark Janssens		1	0	0	0	0
Rudy Poeschek		1	0	0	0	2
Mike Sittala		3	0	0	0	0
Ron Scott		2	0	0	0	0

1988-89		GP	G	A	PTS	PIM
Tomas Sandstrom		79	32	56	88	148
Carey Wilson		41	21	34	55	45
	Total	75	32	45	77	59
Brian Leetch		68	23	48	71	50
Brian Mullen		78	29	35	64	60
Tony Granato		78	36	27	63	140
Kelly Kisio		70	26	36	62	91
James Patrick		68	11	36	47	41
Guy Lafleur		67	18	27	45	12
Ulf Dahlen		56	24	19	43	50
John Ogrodnick		60	13	29	42	14

1988-89 (CONT'D)		GP	G	A	PTS	PIM
Lucien DeBlois		73	9	24	33	107
Michel Petit		69	8	25	33	154
Jason Lafreniere		38	8	16	24	6
Marcel Dionne		37	7	16	23	20
Lindy Ruff		13	0	5	5	31
	Total	76	6	16	22	117
Mark Hardy		45	2	12	14	45
	Total	60	4	16	20	71
Brian Lawton		30	7	10	17	39
David Shaw		63	6	11	17	88
Jan Erixon		44	4	11	15	27
Chris Nilan		38	7	7	14	177
Dean Kennedy		16	0	1	1	40
Don Maloney		31	4	9	13	16
Ron Greschner		58	1	10	11	94
Darren Turcotte		20	7	3	10	4
Norm MacIver		26	0	10	10	14
Kevin Miller		24	3	5	8	2
Igor Liba		10	2	5	7	15
Normand Rochefort		11	1	5	6	18
Rudy Poeschek		52	0	2	2	199
John Vanbiesbrouck		56	0	2	2	30
Doug Wickenheiser		1	1	0	1	0
Miloslav Horava		6	0	1	1	0
Joe Paterson		20	0	1	1	84
Simon Wheeldon		6	0	1	1	2
Bob Froese		30	0	1	1	6
Jeff Bloemberg		9	0	0	0	0
Stephane Brochu		1	0	0	0	0
Paul Cyr		1	0	0	0	2
Ken Hammond		3	0	0	0	0
Mark Janssens		5	0	0	0	0
James Latos		1	0	0	0	0
Peter Laviolette		12	0	0	0	6
Jay More		1	0	0	0	0

1989-90		GP	G	A	PTS	PIM
Bernie Nicholls		32	12	25	37	20
	Total	79	39	73	112	86
Mike Gartner		12	11	5	16	6
	Total	79	45	41	86	38
John Ogrodnick		80	43	31	74	44
Brian Mullen		76	27	41	68	42
Darren Turcotte		76	32	34	66	32
Kelly Kisio		68	22	44	66	105
James Patrick		73	14	43	57	50
Brian Leetch		72	11	45	56	26
Tomas Sandstrom		48	19	19	38	100
Ulf Dahlen		63	18	18	36	30
Troy Mallette		79	13	16	29	305
Carey Wilson		41	9	17	26	57
Tony Granato		37	7	18	25	77
Mark Hardy		54	0	15	15	94
Miloslav Horava		45	4	10	14	26
Kris King		68	6	7	13	286
Mark Janssens		80	5	8	13	161
Jan Erixon		58	4	9	13	8
Randy Moller		60	1	12	13	139
David Shaw		22	2	10	12	22
Dave Archibald		19	2	3	5	6
	Total	31	3	8	11	12
Ron Greschner		55	1	9	10	53
Lindy Ruff		56	3	6	9	80
Paul Broten		32	5	3	8	26
Jeff Bloemberg		28	3	3	6	25
Kevin Miller		16	0	5	5	2
Normand Rochefort		31	3	1	4	24
Chris Nilan		25	1	2	3	59
Mike Richter		23	0	3	3	0
John Vanbiesbrouck		47	0	2	2	24
Rick Bennett		6	1	0	1	5
Todd Charlesworth		7	0	0	0	6
Corey Millen		4	0	0	0	2
Rudy Poeschek		15	0	0	0	55
Bob Froese		15	0	0	0	0

1990-91		GP	G	A	PTS	PIM
Brian Leetch		80	16	72	88	42
Bernie Nicholls		71	25	48	73	96
Mike Gartner		79	49	20	69	53
Darren Turcotte		74	26	41	67	37
Brian Mullen		79	19	43	62	44
James Patrick		74	10	49	59	58
John Ogrodnick		79	31	23	54	10
Ray Sheppard		59	24	23	47	21
Kevin Miller		63	17	27	44	63
Kelly Kisio		51	15	20	35	58
Kris King		72	11	14	25	154

# REGULAR SEASON SCORING STATISTICS

1990-91 (CONT'D)						1992-93 (CONT'D)					
	GP	G	A	PTS	PIM		GP	G	A	PTS	PIM
Jan Erixon	53	7	18	25	8	Joe Kocur	65	3	6	9	131
Randy Moller	61	4	19	23	161	Mike Hurlbut	23	1	8	9	16
Troy Mallette	71	12	10	22	252	John McIntyre	11	1	0	1	4
Mark Janssens	67	9	7	16	172	Total	60	3	5	8	84
Jody Hull	47	5	8	13	10	Mike Hartman	3	0	0	0	6
Joe Cirella	19	1	0	1	52	Total	61	4	4	8	160
Total	58	3	10	13	111	Randy Gilhen	33	3	2	5	8
David Shaw	77	2	10	12	89	Mike Richter	38	0	5	5	2
Paul Broten	28	4	6	10	18	Kris King	30	0	3	3	67
Normand Rochefort	44	3	7	10	35	Tie Domi	12	2	0	2	95
Joe Kocur	5	0	0	0	36	Per Djoos	6	1	1	2	2
Total	57	5	4	9	289	Craig Duncanson	3	0	1	1	0
Miloslav Horava	29	1	6	7	12	John Vanbiesbrouck	48	0	1	1	18
Mark Hardy	70	1	5	6	89	Dave Marcynshyn	2	0	0	0	2
Corey Millen	4	3	1	4	0	Joby Messier	11	0	0	0	6
John Vanbiesbrouck	40	0	3	3	18	Corey Hirsch	4	0	0	0	0
Steven Rice	11	1	1	2	4	1993-94					
Jeff Bloemberg	3	0	2	2	0	GP	G	A	PTS	PIM	
Tie Domi	28	1	0	1	185	Sergei Zubov	78	12	77	89	39
Lindy Ruff	14	0	1	1	27	Mark Messier	76	26	58	84	76
Mike Richter	45	0	1	1	4	Adam Graves	84	52	27	79	127
Rick Bennett	6	0	0	0	6	Brian Leetch	84	23	56	79	67
Brian McReynolds	1	0	0	0	0	Steve Larmer	68	21	39	60	41
Dennis Vial	21	0	0	0	61	Alexei Kovalev	76	23	33	56	154
1991-92						Esa Tikkanen	83	22	32	54	114
GP	G	A	PTS	PIM	Mike Gartner	71	28	24	52	58	
Mark Messier	79	35	72	107	76	Sergei Nemchinov	76	22	27	49	36
Brian Leetch	80	22	80	102	26	Glenn Anderson	12	4	2	6	12
Mike Gartner	76	40	41	81	55	Total	85	21	20	41	62
James Patrick	80	14	57	71	54	NYR	12	4	2	6	12
Tony Amonte	79	35	34	69	55	Brian Noonan	76	18	23	41	69
Adam Graves	80	26	33	59	139	Total	72	16	22	38	31
Sergei Nemchinov	73	30	28	58	15	Tony Amonte	12	4	3	7	2
Darren Turcotte	71	30	23	53	57	Stephane Matteau	77	19	19	38	57
John Ogrodnick	55	17	13	30	22	Total	77	19	19	38	57
Doug Weight	53	8	22	30	23	Craig MacTavish	12	4	2	6	11
Paul Broten	74	13	15	28	102	Total	78	20	12	32	91
Randy Gilhen	40	7	7	14	14	Kevin Lowe	71	5	14	19	70
Total	73	10	13	23	28	Alexander Karpovtsev	67	3	15	18	58
Kris King	79	10	9	19	224	Jeff Beukeboom	68	8	8	16	170
Per Djoos	50	1	18	19	40	Greg Gilbert	76	4	11	15	29
Tim Kerr	32	7	11	18	12	Mike Hudson	48	4	7	11	47
Jan Erixon	46	8	9	17	4	Jay Wells	79	2	7	9	110
Jeff Beukeboom	56	1	10	11	122	Nick Kypreos	46	3	5	8	102
Total	74	1	15	16	200	Total	56	3	5	8	139
Joe Cirella	67	3	12	15	121	Ed Oleczyk	37	3	5	8	28
Joe Kocur	51	7	4	11	121	Darren Turcotte	13	2	4	6	13
Jay Wells	11	0	0	0	24	Joe Kocur	71	2	1	3	129
Total	52	2	9	11	181	James Patrick	6	0	3	3	2
Randy Moller	43	2	7	9	78	Peter Andersson	8	1	1	2	2
Mark Hardy	52	1	8	9	65	Mike Hartman	35	1	1	2	70
Tie Domi	42	2	4	6	246	Doug Lidster	34	0	2	2	33
Corey Millen	11	1	4	5	10	Joby Messier	4	0	2	2	0
Rob Zamuner	9	1	2	3	2	Mattias Norstrom	9	0	2	2	6
John Vanbiesbrouck	45	0	3	3	23	Glenn Healy	29	0	2	2	2
Normand Rochefort	26	0	2	2	31	Phil Bourque	16	0	1	1	8
Rick Bennett	3	0	1	1	2	Jim Hillier	2	0	0	0	7
Jeff Bloemberg	3	0	1	1	0	Daniel Lacroix	4	0	0	0	0
David Shaw	10	0	1	1	15	Todd Marchant	1	0	0	0	0
Peter Fiorentino	1	0	0	0	0	Mike Richter	68	0	0	0	2
Jody Hull	3	0	0	0	2	1994-95					
Mark Janssens	4	0	0	0	5	GP	G	A	PTS	PIM	
Bernie Nicholls	1	0	0	0	0	Mark Messier	46	14	39	53	40
Mike Richter	41	0	0	0	6	Brian Leetch	48	9	32	41	18
1992-93						Sergei Zubov	38	10	26	36	18
GP	G	A	PTS	PIM	Pat Verbeek	19	10	5	15	18	
Mark Messier	75	25	66	91	72	NYR	48	17	16	33	71
Tony Amonte	83	33	43	76	49	Total	47	17	14	31	51
Mike Gartner	84	45	23	68	59	Adam Graves	47	14	15	29	16
Adam Graves	84	36	29	65	148	Alexei Kovalev	48	13	15	28	30
Sergei Nemchinov	81	23	31	54	34	Brian Noonan	45	14	13	27	26
Darren Turcotte	71	25	28	53	40	Petr Nedved	46	11	12	23	26
Ed Oleczyk	46	13	16	29	26	Sergei Nemchinov	47	7	6	13	16
Total	71	21	28	49	52	Alexander Karpovtsev	47	4	8	12	30
Doug Weight	65	15	25	40	55	Jay Wells	43	2	7	9	36
Esa Tikkanen	15	2	5	7	18	Troy Loney	4	0	0	0	0
Total	81	16	24	40	94	Total	30	5	4	9	23
Alexei Kovalev	65	20	18	38	79	Stephane Matteau	41	3	5	8	25
Brian Leetch	36	6	30	36	26	Kevin Lowe	44	1	7	8	58
Sergei Zubov	49	8	23	31	4	Nathan Lafayette	12	0	0	0	0
James Patrick	60	5	21	26	61	Total	39	4	4	8	2
Phil Bourque	55	6	14	20	39	Jeff Beukeboom	44	1	3	4	70
Jeff Beukeboom	82	2	17	19	153	Nick Kypreos	40	1	3	4	93
Jan Erixon	45	5	11	16	10	Mark Osborne	37	1	3	4	19
Peter Andersson	31	4	11	15	18	Ed Oleczyk	20	2	1	3	4
Kevin Lowe	49	3	12	15	58	Joe Kocur	48	1	2	3	71
Paul Broten	60	5	9	14	48	Mattias Norstrom	9	0	3	3	2
Steven King	24	7	5	12	16	Darren Langdon	18	1	1	2	62
Mark Hardy	44	1	10	11	85	Joby Messier	10	0	2	2	18
Jay Wells	53	1	9	10	107	Glenn Healy	17	0	2	2	2
Joe Cirella	55	3	6	9	85	Glen Featherstone	6	1	0	1	18
						Shawn McCosh	5	1	0	1	2

# REGULAR SEASON SCORING STATISTICS

1994-95 (CONT'D)						1997-98						
	GP	G	A	PTS	PIM		GP	G	A	PTS	PIM	
Jean-Yves Roy	3	1	0	1	2	Wayne Gretzky	82	23	67	90	28	
Daniel Lacroix	NYR	1	0	0	0	Pat LaFontaine	67	23	39	62	36	
Total	24	1	0	1	38	Alexei Kovalev	73	23	30	53	44	
Mike Hartman	1	0	0	0	4	Brian Leetch	76	17	33	50	32	
Mike Richter	35	0	0	0	2	Niklas Sundstrom	70	19	28	47	24	
<b>1995-96</b>	<b>GP</b>	<b>G</b>	<b>A</b>	<b>PTS</b>	<b>PIM</b>	Kevin Stevens	80	14	27	41	130	
Mark Messier	74	47	52	99	122	Adam Graves	72	23	12	35	41	
Brian Leetch	82	15	70	85	30	Tim Sweeney	56	11	18	29	26	
Pat Verbeek	69	41	41	82	129	Bruce Driver	75	5	15	20	46	
Luc Robitaille	77	23	46	69	80	Todd Harvey	NYR	Did Not Play Due to Injury				
Alexei Kovalev	81	24	34	58	98	Total	59	9	10	19	104	
Adam Graves	82	22	36	58	100	Mike Keane	70	8	10	18	47	
Ray Ferraro	65	25	29	54	82	Ulf Samuelsson	73	3	9	12	122	
Jari Kurri	NYR	14	1	4	5	2	Brian Skrudland	59	5	6	11	39
Total	71	18	27	45	39	Bob Errey	NYR	12	0	0	0	7
Bruce Driver	66	3	34	37	42	Total	71	2	9	11	53	
Marty McSorley	NYR	9	0	2	2	21	Mike Eastwood	48	5	5	10	16
Total	68	10	23	33	169	Alexander Karpovtsev	47	3	7	10	38	
Sergei Nemchinov	78	17	15	32	38	Harry York	NYR	2	0	0	0	0
Sergio Momesso	NYR	19	4	4	8	30	Total	60	4	6	10	31
Total	73	11	12	23	142	Bill Berg	67	1	9	10	55	
Niklas Sundstrom	82	9	12	21	14	Jeff Finley	63	1	6	7	55	
Ulf Samuelsson	74	1	18	19	122	Peter Ferraro	NYR	1	0	0	0	2
Alexander Karpovtsev	40	2	16	18	26	Total	30	3	4	7	14	
Doug Lidster	59	5	9	14	50	Darren Langdon	70	3	3	6	197	
Jeff Beukeboom	82	3	11	14	220	Marc Savard	28	1	5	6	4	
Darren Langdon	64	7	4	11	175	P.J. Stock	38	2	3	5	114	
Wayne Presley	61	4	6	10	71	Jeff Beukeboom	63	0	5	5	195	
Shane Churla	NYR	10	0	0	0	26	Vladimir Vorobiev	15	2	2	4	6
Total	55	4	6	10	231	Johan Lindbom	38	1	3	4	28	
Nick Kypreos	42	3	4	7	77	Doug Lidster	36	0	4	4	24	
Stephane Matteau	32	4	2	6	22	Brad Smyth	NYR	1	0	0	0	0
Kevin Lowe	53	1	5	6	76	Total	10	1	3	4	4	
Ken Germander	10	2	3	5	4	Eric Cairns	39	0	3	3	92	
Bill Berg	NYR	18	2	1	3	8	Daniel Goneau	11	2	0	2	4
Total	41	3	2	5	41	Geoff Smith	15	1	1	2	6	
Daniel Lacroix	25	2	2	4	30	Ryan VandenBussche	16	1	0	1	38	
Mattias Norstrom	25	2	1	3	22	Maxim Galanov	6	0	1	1	2	
Joe Kocur	38	1	2	3	49	Mike Richter	72	0	1	1	2	
Ian Laperriere	28	1	2	3	53	Sylvain Blouin	1	0	0	0	5	
Chris Ferraro	2	1	0	1	0	Pierre Sevigny	3	0	0	0	2	
Peter Ferraro	5	0	1	1	0	Ronnie Sundin	1	0	0	0	0	
Barry Richter	4	0	1	1	0	Jason Muzzatti	6	0	0	0	10	
Mike Richter	41	0	1	1	4	Dan Cloutier	12	0	0	0	19	
Glenn Healy	44	0	1	1	8	<b>1998-99</b>	<b>GP</b>	<b>G</b>	<b>A</b>	<b>PTS</b>	<b>PIM</b>	
Nathan Lafayette	5	0	0	0	2	Wayne Gretzky	70	9	53	62	14	
Steve Larouche	1	0	0	0	0	John MacLean	82	28	27	55	46	
Jamie Ram	1	0	0	0	0	Brian Leetch	82	13	42	55	42	
<b>1996-97</b>	<b>GP</b>	<b>G</b>	<b>A</b>	<b>PTS</b>	<b>PIM</b>	Adam Graves	82	38	15	53	47	
Wayne Gretzky	82	25	72	97	28	Petr Nedved	56	20	27	47	50	
Mark Messier	71	36	48	84	88	Marc Savard	70	9	36	45	38	
Brian Leetch	82	20	58	78	40	Kevin Stevens	81	23	20	43	64	
Adam Graves	82	33	28	61	66	Niklas Sundstrom	81	13	30	43	20	
Niklas Sundstrom	82	24	28	52	20	Mike Knuble	82	15	20	35	26	
Luc Robitaille	69	24	24	48	48	Mathieu Schneider	75	10	24	34	71	
Alexander Karpovtsev	77	9	29	38	59	Todd Harvey	37	11	17	28	72	
Alexei Kovalev	45	13	22	35	42	Manny Malhotra	73	8	8	16	13	
Russ Courtnall	NYR	14	2	5	7	2	Mike Maneluk	NYR	4	0	0	4
Total	61	11	24	35	26	Total	45	6	9	15	20	
Bruce Driver	79	5	25	30	48	Ulf Samuelsson	67	4	8	12	93	
Esa Tikkanen	NYR	14	1	2	3	6	Brent Fedyk	67	4	6	10	30
Total	76	13	17	30	72	Jeff Beukeboom	45	0	9	9	60	
Patrick Flatley	68	10	12	22	26	Alexei Kovalev	14	3	4	7	12	
Sergei Nemchinov	63	6	13	19	12	Scott Fraser	28	2	4	6	14	
Ulf Samuelsson	73	6	11	17	138	Chris Tamer	NYR	52	1	5	6	92
Brian Noonan	44	6	9	15	28	Total	63	1	5	6	124	
Bill Berg	67	8	6	14	37	Peter Popovic	68	1	4	5	40	
Daniel Goneau	41	10	3	13	10	Rich Brennan	24	1	3	4	23	
Jeff Beukeboom	80	3	9	12	167	Rumun Nduru	NYR	31	1	3	4	46
Mike Eastwood	NYR	27	1	7	8	10	Total	39	1	3	4	62
Total	16	2	10	12	14	Eric Lacroix	NYR	30	2	1	3	4
Vladimir Vorobiev	16	5	5	10	6	Total	64	2	2	4	18	
Darren Langdon	60	3	6	9	195	Sean Pronger	14	0	3	3	4	
Doug Lidster	48	3	4	7	24	Esa Tikkanen	32	0	3	3	38	
David Oliver	NYR	14	2	1	3	4	Jan Mertzig	23	0	2	2	8
Total	31	3	3	6	8	Alexander Karpovtsev	2	1	0	1	0	
Christian Dube	27	1	1	2	4	Derek Armstrong	3	0	0	0	0	
Chris Ferraro	12	1	1	2	6	Christian Dube	6	0	0	0	0	
Ryan VandenBussche	11	1	0	1	30	Jeff Finley	2	0	0	0	0	
Eric Cairns	40	0	1	1	147	Darren Langdon	44	0	0	0	80	
Shane Churla	45	0	1	1	106	Stan Neckar	18	0	0	0	8	
Jay More	14	0	1	1	25	Geoff Smith	4	0	0	0	2	
Sylvain Blouin	6	0	0	0	18	P.J. Stock	5	0	0	0	6	
Dallas Eakins	NYR	3	0	0	0	6	Johan Whitehall	4	0	0	0	0
Total	7	0	0	0	16	Harry York	5	0	0	0	4	
Peter Ferraro	2	0	0	0	0	Dan Cloutier	22	0	0	0	2	
Sergio Momesso	9	0	0	0	11	Mike Richter	68	0	0	0	0	
Jeff Nielsen	2	0	0	0	2							
Glenn Healy	23	0	0	0	4							
Mike Richter	61	0	0	0	4							

# REGULAR SEASON SCORING STATISTICS

1999-00	GP	G	A	PTS	PIM	2001-02	GP	G	A	PTS	PIM	
Petr Nedved	76	24	44	68	40	Eric Lindros	72	37	36	73	138	
Theoren Fleury	80	15	49	64	68	Pavel Bure	NYR	12	12	8	20	6
Mike York	82	26	24	50	18	Total	68	34	35	69	62	
Radek Dvorak	NYR	46	11	22	33	10	Theoren Fleury	82	24	39	63	216
Total	81	18	32	50	16	Mike York	69	18	39	57	16	
Jan Hlavac	67	19	23	42	16	Brian Leetch	82	10	45	55	28	
John MacLean	77	18	24	42	52	Petr Nedved	78	21	25	46	36	
Adam Graves	77	23	17	40	14	Martin Rucinsky	NYR	15	3	10	13	6
Valeri Kamensky	58	13	19	32	24	Total	75	11	27	38	42	
Mathieu Schneider	80	10	20	30	78	Radek Dvorak	65	17	20	37	14	
Alexandre Daigle	58	8	18	26	23	Vladimir Malakhov	81	6	22	28	83	
Brian Leetch	50	7	19	26	20	Rem Murray	NYR	11	1	2	3	4
Rob DiMaio	NYR	12	1	3	4	8	Total	80	8	19	27	18
Total	62	6	19	25	50	Tom Poti	NYR	11	1	7	8	2
Kevin Hatcher	74	4	19	23	38	Total	66	2	23	25	44	
Kim Johnsson	76	6	15	21	46	Andreas Johansson	70	14	10	24	46	
Tim Taylor	76	9	11	20	72	Mark Messier	41	7	16	23	32	
Stephane Quintal	75	2	14	16	77	Sandy McCarthy	82	10	13	23	171	
Mike Knuble	59	9	5	14	18	Bryan Berard	82	2	21	23	60	
Eric Lacroix	70	4	8	12	24	Matthew Barnaby	NYR	48	8	13	21	144
Sylvain Lefebvre	82	2	10	12	43	Total	77	8	13	21	214	
Kevin Stevens	38	3	5	8	43	Mikael Samuelsson	67	6	10	16	23	
Todd Harvey	31	3	3	6	62	Manny Malhotra	56	7	6	13	42	
Rich Pilon	NYR	45	0	4	4	36	Zdeno Ciger	29	6	7	13	16
Total	54	0	6	6	70	Jeff Toms	38	7	4	11	10	
Johan Wittehall	9	1	1	2	2	Dave Karpa	75	1	10	11	131	
Jason Dawe	3	0	1	1	2	Igor Ulanov	39	0	6	6	53	
Jason Doig	7	0	1	1	22	Michal Grosek	15	3	2	5	12	
Darren Langdon	21	0	1	1	26	Sylvain Lefebvre	41	0	5	5	23	
P.J. Stock	11	0	1	1	11	Tomas Kloucek	52	1	3	4	137	
Kirk McLean	22	0	1	1	2	Dale Purinton	40	0	4	4	113	
Derek Armstrong	1	0	0	0	0	Steve McKenna	54	2	1	3	144	
Daniel Goneau	1	0	0	0	0	Roman Lyashenko	NYR	15	2	0	2	0
Chris Kenady	2	0	0	0	0	Total	19	2	0	2	0	
Manny Malhotra	27	0	0	0	4	Darren Van Impe	17	1	0	1	12	
Dale Purinton	1	0	0	0	7	Petr Smrek	8	0	1	1	4	
Alexei Vasiliev	1	0	0	0	2	Jason Dawe	1	0	0	0	0	
Terry Virtue	1	0	0	0	0	Rico Fata	10	0	0	0	0	
Jean-Francois Labbe	1	0	0	0	0	Barrett Heisten	10	0	0	0	2	
Milan Hnilicka	2	0	0	0	0	Mike Mottau	1	0	0	0	0	
Mike Richter	61	0	0	0	4	Richard Scott	5	0	0	0	5	
2000-01	GP	G	A	PTS	PIM	Trent Whitfield	1	0	0	0	0	
Brian Leetch	82	21	58	79	34	Johan Holmqvist	1	0	0	0	0	
Petr Nedved	79	32	46	78	54	Dan Blackburn	31	0	0	0	10	
Theoren Fleury	62	30	44	74	122	Mike Richter	55	0	0	0	4	
Radek Dvorak	82	31	36	67	20	2002-03	GP	G	A	PTS	PIM	
Mark Messier	82	24	43	67	89	Alexei Kovalev	NYR	24	10	3	13	20
Jan Hlavac	79	28	36	64	20	Total	78	37	40	77	70	
Valeri Kamensky	65	14	20	34	36	Anson Carter	NYR	11	1	4	5	6
Mike York	79	14	17	31	20	Total	79	26	34	60	26	
Adam Graves	82	10	16	26	77	Petr Nedved	78	27	31	58	64	
Kim Johnsson	75	5	21	26	40	Eric Lindros	81	19	34	53	141	
Sandy McCarthy	81	11	10	21	171	Tom Poti	80	11	37	48	58	
Michal Grosek	65	9	11	20	61	Mark Messier	78	18	22	40	30	
Sylvain Lefebvre	71	2	13	15	55	Matthew Barnaby	79	14	22	36	142	
Manny Malhotra	50	4	8	12	31	Bobby Holik	64	16	19	35	52	
Rich Pilon	69	2	9	11	175	Pavel Bure	39	19	11	30	16	
Jeff Toms	NYR	15	1	1	2	0	Brian Leetch	51	12	18	30	20
Total	54	3	5	8	10	Radek Dvorak	63	6	21	27	16	
Tim Taylor	38	2	5	7	16	Mikael Samuelsson	58	8	14	22	32	
Colin Forbes	NYR	19	1	4	5	15	Jamie Lundmark	55	8	11	19	16
Total	58	1	5	6	46	Vladimir Malakhov	71	3	14	17	52	
Eric Lacroix	46	2	3	5	39	NYR	36	3	9	12	34	
Tomas Kloucek	43	1	4	5	74	Total	56	6	10	16	56	
Petr Smrek	NYR	14	0	3	3	12	Sandy McCarthy	82	6	9	15	81
Total	20	2	3	5	14	Ronald Petrovicky	66	5	9	14	77	
Brad Brown	48	1	3	4	107	Darius Kasparaitis	80	3	11	14	85	
Alexei Gusarov	26	1	3	4	6	Rem Murray	32	6	6	12	4	
Jeff Ulmer	21	3	0	3	8	Joel Bouchard	27	5	7	12	14	
Mike Mottau	18	0	3	3	13	Dale Purinton	58	3	9	12	161	
Johan Wittehall	15	0	3	3	8	Dan LaCouture	NYR	24	1	4	5	0
Vladimir Malakhov	3	0	2	2	4	Total	68	3	6	9	72	
Dale Purinton	42	0	2	2	180	Rico Fata	36	2	4	6	6	
Brad Smyth	4	1	0	1	4	Cory Cross	26	0	4	4	16	
Derek Armstrong	3	0	0	0	0	Ales Pisa	NYR	3	0	0	0	0
Drew Bannister	3	0	0	0	0	Total	51	1	3	4	24	
Jason Doig	3	0	0	0	0	Ted Donato	49	2	1	3	6	
John MacLean	2	0	0	0	0	John Tripp	9	1	2	3	2	
Bert Robertsson	2	0	0	0	4	Dave Karpa	19	0	2	2	14	
Tony Tuzzolino	6	0	0	0	5	Sylvain Lefebvre	35	0	2	2	10	
David Wilkie	1	0	0	0	2	Richard Lintner	10	1	0	1	0	
Jason LaBarbera	1	0	0	0	0	Gordie Dwyer	17	0	1	1	50	
Johan Holmqvist	2	0	0	0	2	Mike Dunham	NYR	43	0	1	1	0
Vitali Yermeyev	4	0	0	0	0	Total	58	0	1	1	0	
Kirk McLean	23	0	0	0	0	Josh Green	4	0	0	0	2	
Mike Richter	45	0	0	0	0	Roman Lyashenko	2	0	0	0	0	
Guy Hebert	NYR	13	0	0	0	0	Krzysztof Oliwa	9	0	0	0	51
Total	54	0	0	0	0	Billy Tibbetts	11	0	0	0	12	
						Dixon Ward	8	0	0	0	2	

# REGULAR SEASON SCORING STATISTICS

2002-03 (CONT'D)		GP	G	A	PTS	PIM
Mike Wilson		1	0	0	0	0
Johan Holmqvist		1	0	0	0	0
Mike Richter		13	0	0	0	0
Dan Blackburn		32	0	0	0	2
2003-04		GP	G	A	PTS	PIM
Jaromir Jagr	NYR	31	15	14	29	12
	Total	77	31	43	74	38
Bobby Holik		82	25	31	56	96
Mark Messier		76	18	25	43	42
Alexei Kovalev		66	13	29	42	54
Martin Rucinsky		69	13	29	42	62
Brian Leetch		57	13	23	36	24
Matthew Barnaby		69	12	20	32	120
Eric Lindros		69	10	22	32	60
Petr Nedved		65	14	17	31	42
Jan Hlavac		72	5	21	26	16
Tom Poti		67	10	14	24	47
Chris Simon		65	14	9	23	225
Karel Rachunek	NYR	12	1	3	4	4
	Total	72	2	19	21	33
Vladimir Malakhov		56	3	15	18	53
Anson Carter		43	10	7	17	14
Boris Mironov		75	3	13	16	86
Greg de Vries		53	3	12	15	37
Josh Green	NYR	14	3	2	5	8
	Total	50	5	6	11	32
Jamie Lundmark		56	2	8	10	33
Darius Kasparaitis		44	1	9	10	48
Joel Bouchard		28	1	7	8	10
Dan LaCouture		59	5	2	7	82
Fedor Tyutin		25	2	5	7	14
Jed Ortmeyer		58	2	4	6	16
Jozef Balej	NYR	13	1	4	5	4
	Total	17	1	4	5	4
Sandy McCarthy	NYR	13	1	0	1	2
	Total	50	4	1	5	30
Thomas Pock		6	2	2	4	0
Mike Green	NYR	13	1	2	3	2
	Total	24	1	3	4	4
Dominic Moore		5	0	3	3	0
Blair Betts	NYR	Did Not Play Due to Injury				
	Total	20	1	2	3	10
Dale Purinton		40	1	1	2	117
Garth Murray		20	1	0	1	24
Chad Wiseman		4	1	0	1	0
Cory Larose		7	0	1	1	4
Chris McAllister	NYR	12	0	1	1	12
	Total	46	0	1	1	74
Jason LaBarbera		4	0	1	1	2
Jamie McLennan	NYR	4	0	0	0	0
	Total	30	0	1	1	4
Benoit Dusatlon		3	0	0	0	2
Ken Gernander		2	0	0	0	2
Paul Healey		4	0	0	0	0
Bryce Lampman		8	0	0	0	0
Jason MacDonald		4	0	0	0	19
Lawrence Nycholat		9	0	0	0	6
Jamie Pushor	NYR	7	0	0	0	0
	Total	14	0	0	0	2
Pascal Rheaume		17	0	0	0	5
Richard Scott		5	0	0	0	23
Mike Siklenka		1	0	0	0	0
Layne Ulmer		1	0	0	0	0
Steve Valiquette	NYR	2	0	0	0	0
	Total	3	0	0	0	0
Jussi Markkanen		26	0	0	0	0
Mike Dunham		57	0	0	0	0
2005-06		GP	G	A	PTS	PIM
Jaromir Jagr		82	54	69	123	72
Michael Nylander		81	23	56	79	76
Martin Straka		82	22	54	76	42
Martin Rucinsky		52	16	39	55	56
Petr Sykora	NYR	40	16	15	31	22
	Total	74	23	28	51	50
Petr Prucha		68	30	17	47	32
Steve Rucchin		72	13	23	36	10
Michal Rozsival		82	5	25	30	90
Jason Ward		81	10	18	28	44
Fedor Tyutin		77	6	19	25	58
Tom Poti		73	3	20	23	70
Sandis Ozolinsh	NYR	19	3	11	14	20
	Total	36	6	14	20	28
Dominic Moore		82	9	9	18	28
Marek Malik		74	2	16	18	78
Ville Nieminen		48	5	12	17	53
Marcel Hossa		64	10	6	16	28
Blair Betts		66	8	2	10	24
Jed Ortmeyer		78	5	2	7	38
2005-06 (CONT'D)		GP	G	A	PTS	PIM

Jason Strudwick		65	3	4	7	66
Darius Kasparaitis		67	0	6	6	97
Ryan Hollweg		52	2	3	5	84
Maxim Kondratiev		29	1	2	3	22
Jarkko Immonen		6	2	0	2	0
Thomas Pock		8	1	1	2	4
Henrik Lundqvist		53	0	2	2	0
Jamie Lundmark		3	1	0	1	6
Colton Orr	NYR	15	0	1	1	44
	Total	35	0	1	1	71
Chad Wiseman		1	0	1	1	4
Kevin Weekes		32	0	1	1	4
Fedor Fedorov		3	0	0	0	6
Alexandre Giroux		1	0	0	0	0
Bryce Lampman		1	0	0	0	2
David Liffiton		1	0	0	0	2
Jeff Taffe	NYR	2	0	0	0	0
	Total	4	0	0	0	0
Chris Holt		1	0	0	0	0
2006-07		GP	G	A	PTS	PIM
Jaromir Jagr		82	30	66	96	78
Michael Nylander		79	26	57	83	42
Martin Straka		77	29	41	70	24
Brendan Shanahan		67	29	33	62	47
Sean Avery	NYR	29	8	12	20	58
	Total	84	18	30	48	174
Matt Cullen		80	16	25	41	52
Petr Prucha		79	22	18	40	30
Michal Rozsival		80	10	30	40	52
Karel Rachunek		66	6	20	26	38
Paul Mara	NYR	19	2	3	5	18
	Total	78	5	18	23	113
Marek Malik		69	2	19	21	70
Marcel Hossa		64	10	8	18	26
Fedor Tyutin		66	2	12	14	44
Blair Betts		82	9	4	13	24
Aaron Ward		60	3	10	13	57
Adam Hall		49	4	8	12	18
Jed Ortmeyer		41	2	9	11	22
Jason Ward		46	4	6	10	26
Thomas Pock		44	4	4	8	16
Ryan Callahan		14	4	2	6	9
Jarkko Immonen		14	1	5	6	4
Dan Girardi		34	0	6	6	8
Jason Krog	NYR	9	2	0	2	4
	Total	23	3	3	6	10
Brad Isbister		19	1	4	5	14
Darius Kasparaitis		24	2	2	4	30
Colton Orr		53	2	1	3	126
Ryan Hollweg		78	1	2	3	131
Sandis Ozolinsh		21	0	3	3	8
Nigel Dawes		8	1	0	1	0
Pascal Dupuis		6	1	0	1	0
Brandon Dubinsky		6	0	0	0	2
Bryce Lampman		1	0	0	0	0
David Liffiton		2	0	0	0	7
Jason Strudwick		8	0	0	0	2
Steve Valiquette		3	0	0	0	0
Kevin Weekes		14	0	0	0	0
Henrik Lundqvist		70	0	0	0	0
2007-08		GP	G	A	PTS	PIM
Jaromir Jagr		82	25	46	71	58
Scott Gomez		81	16	54	70	36
Chris Drury		82	25	33	58	45
Brendan Shanahan		73	23	23	46	35
Martin Straka		65	14	27	41	22
Brandon Dubinsky		82	14	26	40	79
Michal Rozsival		80	13	25	38	80
Sean Avery		57	15	18	33	154
Nigel Dawes		61	14	15	29	10
Dan Girardi		82	10	18	28	14
Fredrik Sjostrom	NYR	18	2	0	2	8
	Total	69	12	9	21	22
Fedor Tyutin		82	5	15	20	43
Christian Backman	NYR	18	2	6	8	20
	Total	63	3	15	18	50
Petr Prucha		62	7	10	17	22
Paul Mara		61	1	16	17	52
Ryan Callahan		52	8	5	13	31
Marek Malik		42	2	8	10	48
Marc Staal		80	2	8	10	42
Marcel Hossa		36	1	7	8	24
Blair Betts		75	2	5	7	20
Ryan Hollweg		70	2	2	4	96
Colton Orr		74	1	1	2	159
Jason Strudwick		52	1	1	2	40
Ivan Baranka		1	0	1	1	0
Dane Byers		1	0	0	0	0
Greg Moore		6	0	0	0	0

# REGULAR SEASON SCORING STATISTICS

2007-08 (CONTD)						2010-11 (CONTD)						
	GP	G	A	PTS	PIM		GP	G	A	PTS	PIM	
Thomas Pock	1	0	0	0	0	Wojtek Wolski	NYR	37	6	13	19	8
Steve Valiquette	13	0	0	0	2	Total	73	12	23	35	18	
Henrik Lundqvist	72	0	0	0	2	Dan Girardi	80	4	27	31	37	
<b>2008-09</b>						<b>2009-10</b>						
	GP	G	A	PTS	PIM		GP	G	A	PTS	PIM	
Nik Antropov	18	7	6	13	6	Marian Gaborik	76	42	44	86	37	
Total	81	28	31	59	30	Vinny Prospal	75	20	38	58	32	
Nikolai Zherdev	82	23	35	58	39	Olli Jokinen	26	4	11	15	22	
Scott Gomez	77	16	42	58	60	Total	82	15	35	50	75	
Chris Drury	81	22	34	56	32	Brandon Dubinsky	69	20	24	44	54	
Markus Naslund	82	24	22	46	57	Ryan Callahan	77	19	18	37	48	
Brandon Dubinsky	82	13	28	41	112	Michael Del Zotto	80	9	28	37	32	
Ryan Callahan	81	22	18	40	45	Chris Drury	77	14	18	32	31	
Michal Rozsival	76	8	22	30	52	Sean Avery	69	11	20	31	160	
Wade Redden	81	3	23	26	51	Artem Anisimov	82	12	16	28	32	
Dan Girardi	82	4	18	22	53	Marc Staal	82	8	19	27	44	
Sean Avery	NYR	18	5	7	12	34	Erik Christensen	49	8	18	26	24
Total	41	8	14	22	111	Dan Girardi	82	6	18	24	53	
Paul Mara	76	5	16	21	94	Michal Rozsival	82	3	20	23	78	
Derek Morris	NYR	18	0	8	8	16	Ales Kotalik	45	8	14	22	38
Total	75	5	15	20	40	Matt Gilroy	69	4	11	15	23	
Nigel Dawes	52	10	9	19	15	Chris Higgins	55	6	8	14	32	
Aaron Voros	54	8	8	16	122	Enver Lisin	57	6	8	14	18	
Marc Staal	82	3	12	15	64	Wade Redden	75	2	12	14	27	
Lauri Koprikoski	68	6	8	14	14	Brandon Prust	NYR	26	4	5	9	65
Fredrik Sjostrom	79	7	6	13	30	Total	69	5	9	14	163	
Dmitri Kalinin	58	1	12	13	26	Jody Shelley	NYR	21	2	4	6	37
Blair Betts	81	6	4	10	16	Total	57	2	7	9	115	
Petr Prucha	28	4	5	9	16	P.A. Parenteau	22	3	5	8	4	
Colton Orr	82	1	4	5	193	Aaron Voros	41	3	4	7	89	
Dan Fritsche	16	1	3	4	2	Brian Boyle	71	4	2	6	47	
Corey Potter	5	1	1	2	0	Anders Eriksson	NYR	8	0	2	2	0
Erik Reitz	NYR	11	0	0	0	24	Total	20	0	5	5	2
Total	42	1	1	2	65	Alex Auld	NYR	3	0	0	0	0
Henrik Lundqvist	70	0	2	2	0	Total	24	0	2	2	2	
Steve Valiquette	15	0	1	1	2	Dane Byers	5	1	0	1	31	
Artem Anisimov	1	0	0	0	0	Donald Brashear	36	0	1	1	73	
Patrick Rissmiller	2	0	0	0	0	Chad Johnson	5	0	1	1	0	
Michael Sauer	3	0	0	0	0	Henrik Lundqvist	73	0	1	1	0	
<b>2009-10</b>						<b>2010-11</b>						
	GP	G	A	PTS	PIM		GP	G	A	PTS	PIM	
Marian Gaborik	76	42	44	86	37	Brandon Dubinsky	77	24	30	54	100	
Vinny Prospal	75	20	38	58	32	Ryan Callahan	60	23	25	48	46	
Olli Jokinen	26	4	11	15	22	Marian Gaborik	62	22	26	48	18	
Total	82	15	35	50	75	Derek Stepan	82	21	24	45	20	
Brandon Dubinsky	69	20	24	44	54	Artem Anisimov	82	18	26	44	20	
Ryan Callahan	77	19	18	37	48	Brian Boyle	82	21	14	35	74	
Michael Del Zotto	80	9	28	37	32	<b>2011-12</b>						
Chris Drury	77	14	18	32	31		GP	G	A	PTS	PIM	
Sean Avery	69	11	20	31	160	Marian Gaborik	82	41	35	76	34	
Artem Anisimov	82	12	16	28	32	Brad Richards	82	25	41	66	22	
Marc Staal	82	8	19	27	44	Ryan Callahan	76	29	25	54	61	
Erik Christensen	49	8	18	26	24	Derek Stepan	82	17	34	51	22	
Total	58	8	18	26	26	Michael Del Zotto	77	10	31	41	36	
Dan Girardi	82	6	18	24	53	Carl Hagelin	64	14	24	38	24	
Michal Rozsival	82	3	20	23	78	Artem Anisimov	79	16	20	36	34	
Ales Kotalik	45	8	14	22	38	Brandon Dubinsky	77	10	24	34	110	
Matt Gilroy	69	4	11	15	23	Ryan McDonagh	82	7	25	32	44	
Chris Higgins	55	6	8	14	32	Dan Girardi	82	5	24	29	20	
Enver Lisin	57	6	8	14	18	Brian Boyle	82	11	15	26	59	
Wade Redden	75	2	12	14	27	Ruslan Fedotenko	73	9	11	20	16	
Brandon Prust	NYR	26	4	5	9	Anton Stralman	53	2	16	18	20	
Total	69	5	9	14	163	Brandon Prust	82	5	12	17	156	
Jody Shelley	NYR	21	2	4	6	John Mitchell	63	5	11	16	8	
Total	57	2	7	9	115	Stu Bickel	51	0	9	9	108	
P.A. Parenteau	22	3	5	8	4	Jeff Woywitka	27	1	5	6	8	
Aaron Voros	41	3	4	7	89	Mike Rupp	60	4	1	5	97	
Brian Boyle	71	4	2	6	47	Steve Eminger	42	2	3	5	28	
Anders Eriksson	NYR	8	0	2	2	0	Marc Staal	46	2	3	5	16
Total	20	0	5	5	2	Erik Christensen	20	1	4	5	2	
Alex Auld	NYR	3	0	0	0	0	Sean Avery	15	3	0	3	21
Total	24	0	2	2	2	Mats Zuccarello	10	2	1	3	6	
Dane Byers	5	1	0	1	31	Michael Sauer	19	1	2	3	21	
Donald Brashear	36	0	1	1	73	Wojtek Wolski	9	0	3	3	2	
Chad Johnson	5	0	1	1	0	Martin Biron	21	0	3	3	0	
Henrik Lundqvist	73	0	1	1	0	Tim Erixon	18	0	2	2	8	
Iikka Heikkinen	7	0	0	0	0	Henrik Lundqvist	62	0	2	2	4	
Corey Locke	3	0	0	0	0	Andre Deveaux	9	0	1	1	29	
Corey Potter	3	0	0	0	2	John Scott	6	0	0	0	5	
Bobby Sanguinetti	5	0	0	0	4	Total	35	0	1	1	53	
Matt Zaba	1	0	0	0	0	Brendan Bell	1	0	0	0	0	
Steve Valiquette	6	0	0	0	0	Kris Newbury	7	0	0	0	24	
<b>2010-11</b>						<b>2012-13</b>						
	GP	G	A	PTS	PIM		GP	G	A	PTS	PIM	
Brandon Dubinsky	77	24	30	54	100	Derek Stepan	48	18	26	44	12	
Ryan Callahan	60	23	25	48	46	Rick Nash	44	21	21	42	26	
Marian Gaborik	62	22	26	48	18	Brad Richards	46	11	23	34	14	
Derek Stepan	82	21	24	45	20	Ryan Callahan	45	16	15	31	12	
Artem Anisimov	82	18	26	44	20	Derick Brassard	NYR	13	5	6	11	0
Brian Boyle	82	21	14	35	74	Total	47	12	17	29	16	
						Carl Hagelin						
						48						
						10						
						14						
						24						
						18						
						21						
						18						
						8						
						19						
						8						
						22						
						14						
						93						
						16						
						16						
						11						
						14						
						11						
						11						
						53						
						8						
						16						
						5						
						7						
						29						



# REGULAR SEASON SCORING STATISTICS

2012-13 (CONTD)		GP	G	A	PTS	PIM
JT. Miller		26	2	2	4	8
Chris Kreider		23	2	1	3	6
Steve Eminger		35	0	3	3	8
Arron Asham		27	2	0	2	50
Benn Ferriero		4	0	1	1	0
Jeff Halpern		30	0	1	1	8
Kris Newbury		6	0	1	1	9
Roman Hamrlik	NYR	12	0	0	0	6
Total		16	0	1	1	8
Henrik Lundqvist		43	0	1	1	0
Stu Bickel		16	0	0	0	49
Matt Gilroy		15	0	0	0	6
Michael Haley		9	0	0	0	12
Brandon Mashinter		4	0	0	0	0
Darroll Powe	NYR	34	0	0	0	18
Total		42	0	0	0	27
Mike Rupp		8	0	0	0	12
Brandon Segal		1	0	0	0	2
Christian Thomas		1	0	0	0	0
Martin Biron		6	0	0	0	0

2013-14		GP	G	A	PTS	PIM
Martin St. Louis	NYR	19	1	7	8	4
Total		81	30	39	69	10
Mats Zuccarello		77	19	40	59	32
Derek Stepan		82	17	40	57	18
Brad Richards		82	20	31	51	18
Derick Brassard		81	18	27	45	46
Ryan McDonagh		77	14	29	43	36
Rick Nash		65	26	13	39	36
Chris Kreider		66	17	20	37	72
Benoit Pouliot		80	15	21	36	56
Carl Hagelin		72	17	16	33	44
Ryan Callahan		45	11	14	25	16
Dan Girardi		81	5	19	24	16
Brian Boyle		82	6	12	18	56
Dominic Moore		73	6	12	18	18
John Moore		74	4	11	15	25
Raphael Diaz	NYR	11	1	1	2	4
Total		63	2	13	15	16
Marc Staal		72	3	11	14	24
Anton Stralman		81	1	12	13	26
Michael Del Zotto		42	2	9	11	10
Kevin Klein	NYR	30	1	5	6	0
Total		77	2	7	9	21
Derek Dorsett		51	4	4	8	128
JT. Miller		30	3	3	6	18
Daniel Carcillo	NYR	31	3	0	3	43
Total		57	4	1	5	100
Henrik Lundqvist		63	0	4	4	0
Justin Falk		21	0	2	2	20
Taylor Pyatt		22	0	1	1	10
Conor Allen		3	0	0	0	0
Arron Asham		6	0	0	0	14
Jesper Fast		11	0	0	0	2
Brandon Mashinter		6	0	0	0	10
Dylan McLlath		2	0	0	0	7
Darroll Powe		1	0	0	0	0
Martin Biron		2	0	0	0	0
Cam Talbot		21	0	0	0	0

2014-15		GP	G	A	PTS	PIM
Rick Nash		79	42	27	69	36
Derick Brassard		80	19	41	60	34
Derek Stepan		68	16	39	55	22
Martin St. Louis		74	21	31	52	20
Keith Yandle	NYR	21	2	9	11	8
Total		84	6	46	52	40
Mats Zuccarello		78	15	34	49	45
Chris Kreider		80	21	25	46	88
Kevin Hayes		79	17	28	45	22
Carl Hagelin		82	17	18	35	46
Ryan McDonagh		71	8	25	33	26
Dominic Moore		82	10	17	27	28
Kevin Klein		65	9	17	26	25
JT. Miller		58	10	13	23	23
Dan Boyle		65	9	11	20	20
Marc Staal		80	5	15	20	42
Dan Girardi		82	4	16	20	22
Lee Stempniak		53	9	9	18	18
James Sheppard	NYR	14	2	0	2	9
Total		71	7	11	18	37
Jesper Fast		58	6	8	14	8
Matt Humwick		55	2	9	11	16
Anthony Duclair		18	1	6	7	4
Tanner Glass		66	1	5	6	98
John Moore		38	1	5	6	19
Chris Summers	NYR	3	0	0	0	0
Total		20	0	3	3	8
Chris Mueller		7	1	1	2	0

2014-15 (CONTD)		GP	G	A	PTS	PIM
Michael Kostka		7	0	1	1	0
Henrik Lundqvist		46	0	1	1	0
Ryan Malone		6	0	0	0	4
Conor Allen		4	0	0	0	4
Ryan Bourque		1	0	0	0	0
Oscar Lindberg		1	0	0	0	0
Dylan McLlath		1	0	0	0	9
Cam Talbot		36	0	0	0	0
Mackenzie Skapski		2	0	0	0	0

2015-16		GP	G	A	PTS	PIM
Mats Zuccarello		81	26	35	61	34
Derick Brassard		80	27	31	58	30
Derek Stepan		72	22	31	53	20
Keith Yandle		82	5	42	47	40
Chris Kreider		79	21	22	43	58
JT. Miller		82	22	21	43	46
Eric Staal	NYR	20	3	3	6	2
Total		83	13	26	39	34
Kevin Hayes		79	14	22	36	30
Rick Nash		60	15	21	36	30
Ryan McDonagh		73	9	25	34	22
Jesper Fast		79	10	20	30	18
Oscar Lindberg		68	13	15	28	43
Kevin Klein		69	9	17	26	19
Dan Boyle		74	10	14	24	30
Viktor Stalberg		75	9	11	20	22
Dan Girardi		74	2	15	17	20
Marc Staal		77	2	13	15	36
Dominic Moore		80	6	9	15	32
Tanner Glass		57	4	3	7	66
Dylan McLlath		34	2	2	4	64
Henrik Lundqvist		65	0	4	4	4
Emerson Etem		19	0	3	3	2
Jarret Stoll		29	1	2	3	20
Jayson Megna		6	1	1	2	2
Marek Hrivik		5	0	1	1	0
Chris Summers		3	0	0	0	4
Daniel Paille		12	0	0	0	0
Brady Skjei		7	0	0	0	4
Antti Raanta		25	0	0	0	0
Magnus Hellberg		1	0	0	0	0

2016-17		GP	G	A	PTS	PIM
Mats Zuccarello		80	15	44	59	26
JT. Miller		82	22	34	56	21
Derek Stepan		81	17	38	55	16
Chris Kreider		75	28	25	53	58
Kevin Hayes		76	17	32	49	18
Ryan McDonagh		77	6	36	42	37
Michael Grabner		76	27	13	40	10
Brady Skjei		80	5	34	39	42
Rick Nash		67	23	15	38	26
Mika Zibanejad		56	14	23	37	16
Nick Holden		80	11	23	34	35
Jimmy Vesey		80	16	11	27	26
Jesper Fast		68	6	15	21	16
Oscar Lindberg		65	8	12	20	32
Pavel Buchnevich		41	8	12	20	13
Brandon Pirri		60	8	10	18	25
Dan Girardi		63	4	11	15	16
Kevin Klein		60	3	11	14	31
Adam Clendening		31	2	9	11	17
Marc Staal		72	3	7	10	34
Matt Puempel	NYR	27	6	3	9	4
Total		40	6	3	9	11
Brendan Smith	NYR	18	1	3	4	29
Total		51	3	6	9	63
Tanner Glass		11	1	1	2	17
Marek Hrivik		16	0	2	2	2
Steven Kampfner	NYR	10	1	1	2	2
Total		11	1	1	2	6
Josh Jooris		12	1	1	2	6
Henrik Lundqvist		57	0	1	1	0
Antti Raanta		30	0	1	1	0
Dylan McLlath		1	0	0	0	4
Nicklas Jensen		7	0	0	0	0
Taylor Beck	NYR	2	0	0	0	0
Total		5	0	0	0	4
Boo Nieves		1	0	0	0	0
Magnus Hellberg		2	0	0	0	0

2017-18		GP	G	A	PTS	PIM
Mats Zuccarello		80	16	37	53	36
Vladislav Namestnikov	NYR	19	2	2	4	10
Total		81	22	26	48	45
Mika Zibanejad		82	27	20	47	14
Kevin Hayes		76	25	19	44	18
Pavel Buchnevich		74	14	29	43	20

# REGULAR SEASON SCORING STATISTICS

2017-18 (CONT'D)						2019-20 (CONT'D)							
	GP	G	A	PTS	PIM		GP	G	A	PTS	PIM		
Ryan Spooner	Nyr	20	4	12	16	2	Filip Chytil	60	14	9	23	10	
	Total	59	13	28	41	4	Kaapo Kakko	66	10	13	23	14	
JT. Miller		63	13	27	40	28	Brady Skjei	60	8	15	23	41	
Chris Kreider		58	16	21	37	44	Brett Howden	70	9	10	19	28	
Jesper Fast		71	13	20	33	26	Brendan Lemieux	59	6	12	18	111	
Michael Grabner		59	25	6	31	12	Ryan Lindgren	60	1	13	14	47	
Rick Nash		60	18	10	28	24	Marc Staal	52	2	9	11	16	
Jimmy Vesey		79	17	11	28	20	Greg McKegg	53	5	4	9	17	
David Desharnais		71	6	22	28	18	Brendan Smith	62	3	5	8	71	
Ryan McDonagh		49	2	24	26	20	Libor Hajek	28	0	5	5	12	
Brady Skjei		82	4	21	25	39	Phillip Di Giuseppe	20	1	3	4	2	
Kevin Shattenkirk		46	5	18	23	44	Julien Gauthier	Nyr	12	0	2	2	2
Paul Carey		60	7	7	14	20	Total	17	0	3	3	8	
Neal Pionk		28	1	13	14	12	Micheal Haley	22	1	0	1	50	
Nick Holden		55	3	9	12	14	Lias Andersson	17	0	1	1	4	
Boo Nieves		28	1	8	9	12	Tim Gettinger	2	0	1	1	0	
Marc Staal		72	1	7	8	18	Alexandar Georgiev	34	0	1	1	0	
Brendan Smith		44	1	7	8	69	Henrik Lundqvist	30	0	1	1	2	
Tony DeAngelo		32	0	8	8	11	Steven Fogarty	7	0	0	0	0	
John Gilmour		28	2	3	5	14	Boo Nieves	4	0	0	0	4	
Ryan Sproul		16	1	4	5	6	Vladislav Namestnikov	2	0	0	0	2	
Vinni Lettieri		19	1	4	5	0	Igor Shesterkin	12	0	0	0	0	
Peter Holland		23	1	3	4	7	<b>2020-21</b>						
Cody McLeod	Nyr	25	0	2	2	39	Artemi Panarin	42	17	41	58	6	
	Total	48	1	3	4	111	Mika Zibanejad	56	24	26	50	18	
Filip Chytil		9	1	2	3	4	Ryan Strome	56	14	35	49	39	
Rob O'Gara	Nyr	22	0	3	3	6	Pavel Buchnevich	54	20	28	48	42	
	Total	30	0	3	3	6	Adam Fox	55	5	42	47	14	
Lias Andersson		7	1	1	2	0	Chris Kreider	50	20	10	30	34	
Steven Kampfer		22	0	1	1	20	Filip Chytil	42	8	14	22	10	
Henrik Lundqvist		63	0	1	1	0	Colin Blackwell	47	12	10	22	15	
Steven Fogarty		1	0	0	0	2	Alexis Lafrenière	56	12	9	21	8	
Daniel Catenacci		1	0	0	0	0	Kaapo Kakko	48	9	8	17	10	
Adam Cracknell		4	0	0	0	0	Ryan Lindgren	51	1	15	16	35	
Matt Beleskey	Nyr	1	0	0	0	4	Kevin Rooney	54	8	6	14	54	
	Total	15	0	0	0	21	Jacob Trouba	38	2	10	12	22	
Ondrej Pavelec		19	0	0	0	2	K'Andre Miller	53	5	7	12	20	
Alexandar Georgiev		10	0	0	0	0	Brendan Smith	48	5	5	10	73	
Brandon Halverson		1	0	0	0	0	Phillip Di Giuseppe	31	1	7	8	13	
<b>2018-19</b>						Julien Gauthier	30	2	6	8	14		
Mika Zibanejad		82	30	44	74	47	Brendan Lemieux	31	2	5	7	59	
Chris Kreider		79	28	24	52	57	Brett Howden	42	1	6	7	11	
Kevin Hayes		51	14	28	42	10	Anthony Bitetto	14	1	3	4	20	
Pavel Buchnevich		64	21	17	38	13	Zac Jones	10	0	4	4	2	
Mats Zuccarello		46	11	26	37	24	Vitali Kravtsov	20	2	2	4	4	
Jimmy Vesey		81	17	18	35	21	Libor Hajek	44	2	2	4	10	
Ryan Strome	Nyr	63	18	15	33	50	Justin Richards	1	0	1	1	0	
	Total	81	19	16	35	64	Jack Johnson	13	1	0	1	8	
Vladislav Namestnikov		78	11	20	31	44	Tony DeAngelo	6	0	1	1	4	
Tony DeAngelo		61	4	26	30	77	Jonny Brodzinski	5	1	0	1	4	
Kevin Shattenkirk		73	2	26	28	20	Morgan Barron	5	1	0	1	2	
Neal Pionk		73	6	20	26	35	Tarmo Reunanen	4	0	1	1	0	
Brady Skjei		78	8	17	25	44	Alexandar Georgiev	19	0	1	1	0	
Filip Chytil		75	11	12	23	8	Tim Gettinger	2	0	0	0	0	
Brett Howden		66	6	17	23	14	Igor Shesterkin	35	0	0	0	0	
Jesper Fast		66	8	12	20	26	Keith Kinkaid	9	0	0	0	0	
Brendan Lemieux	Nyr	19	3	3	6	44	<b>2021-22</b>						
	Total	63	12	5	17	108	Artemi Panarin	75	22	74	96	18	
Brendan Smith		63	4	9	13	71	Mika Zibanejad	81	29	52	81	12	
Marc Staal		79	3	10	13	32	Chris Kreider	81	52	25	77	24	
Boo Nieves		43	4	6	10	8	Adam Fox	78	11	63	74	26	
Lias Andersson		42	2	4	6	29	Ryan Strome	74	21	33	54	69	
Fredrik Claesson		37	2	4	6	9	Jacob Trouba	81	11	28	39	88	
Adam McQuaid		36	2	3	5	33	Barclay Goodrow	79	13	20	33	69	
Connor Brickley		14	1	3	4	9	Alexis Lafrenière	79	19	12	31	37	
Vinni Lettieri		27	1	2	3	14	Filip Chytil	67	8	14	22	14	
Henrik Lundqvist		52	0	3	3	0	K'Andre Miller	82	7	13	20	24	
Ryan Spooner		16	1	1	2	0	Andrew Copp	16	8	10	18	8	
Alexandar Georgiev		33	0	2	2	2	Kaapo Kakko	43	7	11	18	10	
Libor Hajek		5	1	0	1	6	Dryden Hunt	76	6	11	17	52	
Matt Beleskey		4	1	0	1	5	Ryan Lindgren	78	4	11	15	48	
Cody McLeod		31	1	0	1	60	Frank Vatrano	22	8	5	13	6	
Tim Gettinger		4	0	0	0	0	Ryan Reaves	69	5	8	13	43	
Steven Fogarty		10	0	0	0	0	Kevin Rooney	61	6	6	12	18	
Ryan Lindgren		5	0	0	0	8	Braden Schneider	43	2	9	11	9	
John Gilmour		5	0	0	0	4	Julien Gauthier	49	3	4	7	8	
<b>2019-20</b>						Patrik Nemeth	63	2	5	7	28		
Artemi Panarin		69	32	63	95	20	Greg McKegg	43	2	3	5	6	
Mika Zibanejad		57	41	34	75	14	Nils Lundkvist	25	1	3	4	0	
Ryan Strome		70	18	41	59	48	Sammy Blais	14	0	4	4	17	
Tony DeAngelo		68	15	38	53	47	Justin Braun	8	1	1	2	0	
Pavel Buchnevich		68	16	30	46	24	Jonny Brodzinski	22	1	1	2	10	
Chris Kreider		63	24	21	45	58	Zac Jones	12	0	2	2	0	
Adam Fox		70	8	34	42	32	Jarred Tinordi	7	1	0	1	7	
Jesper Fast		69	12	17	29	20							
Jacob Trouba		70	7	20	27	61							
							Libor Hajek	17	0	1	1	8	

## REGULAR SEASON SCORING STATISTICS

2021-22 (CONT'D)	GP	G	A	PTS	PIM
Morgan Barron	13	0	1	1	4
Tyler Motte	9	0	0	0	0
Tim Gettinger	8	0	0	0	0
Igor Shesterkin	53	0	1	1	2
Alexandar Georgiev	33	0	0	0	0
Keith Kinkaid	1	0	0	0	0
Adam Huska	1	0	0	0	0

2022-23	GP	G	A	PTS	PIM
Artemi Panarin	82	29	63	92	36
Mika Zibanejad	82	39	52	91	20
Adam Fox	82	12	60	72	34
Vincent Trocheck	82	22	42	64	58
Chris Kreider	79	36	18	54	26
Filip Chytil	74	22	23	45	30
K'Andre Miller	79	9	34	43	47
Kaapo Kakko	82	18	22	40	8
Alexis Lafrenière	81	16	23	39	33
Barclay Goodrow	82	11	20	31	58
Jacob Trouba	82	8	22	30	63
Jimmy Vesey	81	11	14	25	20
Vladimir Tarasenko	31	8	13	21	0
Ryan Lindgren	63	1	17	18	45
Braden Schneider	81	5	13	18	16
Patrick Kane	19	5	7	12	6
Tyler Motte	24	5	5	10	2
Julien Gauthier	40	6	3	9	4
Ben Harpur	42	1	5	6	20
Vitali Kravtsov	28	3	3	6	6
Sammy Blais	40	0	5	5	8
Ryan Carpenter	22	1	2	3	10
Niko Mikkola	31	1	2	3	23
Jonny Brodzinski	17	1	1	2	8
Zac Jones	16	1	1	2	4
Dryden Hunt	3	1	0	1	2
Libor Hajek	16	1	0	1	4
Igor Shesterkin	58	0	1	1	2
Jaroslav Halak	25	0	1	1	0
Ryan Reaves	12	0	0	0	12
Jake Leschyshyn	13	0	0	0	0
Will Cuytle	4	0	0	0	10

2023-24	GP	G	A	PTS	PIM
Artemi Panarin	82	49	71	120	24
Vincent Trocheck	82	25	52	77	55
Chris Kreider	82	39	36	75	26
Adam Fox	72	17	56	73	36
Mika Zibanejad	81	26	46	72	30
Alexis Lafrenière	82	28	29	57	40
Erik Gustafsson	76	6	25	31	35
K'Andre Miller	80	8	22	30	49
Jimmy Vesey	80	13	13	26	20
Jacob Trouba	69	3	19	22	73
Blake Wheeler	54	9	12	21	23
Will Cuytle	81	13	8	21	56
Jonny Brodzinski	57	6	13	19	8
Kaapo Kakko	61	13	6	19	24
Braden Schneider	82	5	14	19	16
Ryan Lindgren	76	3	14	17	36
Barclay Goodrow	80	4	8	12	78
Zac Jones	31	2	7	9	8
Jack Roslovic	19	3	5	8	2
Filip Chytil	10	0	6	6	4
Nick Bonino	45	1	4	5	8
Alexander Wennberg	19	1	4	5	0
Tyler Pitlick	34	1	3	4	4
Adam Edstrom	11	2	0	2	2
Matt Rempe	17	1	1	2	71
Riley Nash	1	0	0	0	0
Chad Ruhwedel	5	0	0	0	0
Anton Blidh	1	0	0	0	2
Jake Leschyshyn	1	0	0	0	0
Connor Mackey	1	0	0	0	5
Brennan Othmann	3	0	0	0	0
Brandon Scanlin	1	0	0	0	0

## REGULAR SEASON GOALTENDING STATISTICS

YEAR	GOALTENDER	GP	W	L	T/OT	GA	GAA	SO
1926-27	Lorne Chabot	37	22	9	5	59	1.51	10
	Hal Winkler	8	3	4	1	13	1.65	2
1927-28	Lorne Chabot	44	19	16	9	79	1.74	11
1928-29	John Ross Roach	44	21	13	10	65	1.41	13
1929-30	John Ross Roach	44	17	17	10	143	3.10	1
1930-31	John Ross Roach	44	19	16	9	87	1.89	7
1931-32	John Ross Roach	48	23	17	8	112	2.23	9
1932-33	Andy Aitkenhead	48	23	17	8	107	2.16	3
1933-34	Andy Aitkenhead	48	21	19	8	113	2.27	7
	Dave Kerr	37	19	12	6	94	2.47	4
1935-36	Andy Aitkenhead	10	3	7	0	37	3.64	1
	Percy Jackson	1	0	1	0	8	8.00	0
	Dave Kerr	47	18	17	12	95	1.91	8
	Bert Gardiner	1	1	0	0	1	1.00	0
1936-37	Dave Kerr	48	19	20	9	106	2.10	4
1937-38	Dave Kerr	48	27	15	6	96	1.95	8
1938-39	Dave Kerr	48	26	16	6	104	2.10	6
1939-40	Dave Kerr	48	27	11	10	77	1.54	8
1940-41	Dave Kerr	48	21	19	8	125	2.49	2
1941-42	Jim Henry	48	29	17	2	143	2.90	1
1942-43	Jimmy Franks	23	5	14	4	103	4.48	0
	Bill Beveridge	17	4	10	3	89	5.24	1
	Steve Buzinski	9	2	6	1	55	5.89	0
	Lionel Bouvrette	1	0	1	0	6	6.00	0
1943-44	Ken McAuley*	50	6	39	5	310	6.24	0
	Harry Lumley*	1	0	0	0	0	0.00	0
1944-45	Ken McAuley	46	11	25	10	227	4.93	1
	Doug Stevenson	4	0	4	0	20	5.00	0
1945-46	Chuck Rayner	41	12	21	7	151	3.72	1
	Jim Henry	10	1	7	2	39	4.16	1
1946-47	Chuck Rayner	58	22	30	6	177	3.05	5
	Jim Henry	2	0	2	0	9	4.50	0
1947-48	Jim Henry	48	17	18	13	152	3.17	2
	Chuck Rayner	12	4	7	0	42	3.65	0
	Bob DeCourcy	1	0	1	0	6	12.29	0
1948-49	Chuck Rayner	58	16	31	11	168	2.90	7
	Emile Francis	2	2	0	0	4	2.00	0
1949-50	Chuck Rayner	69	28	30	11	181	2.62	6
	Emile Francis	1	0	1	0	8	8.00	0
1950-51	Chuck Rayner	66	19	27	20	185	2.82	2
	Emile Francis	5	1	2	1	14	3.23	0
1951-52	Chuck Rayner	53	18	25	10	156	2.94	2
	Emile Francis	14	4	7	3	41	2.93	0
	Lorne Anderson	3	1	2	0	18	6.00	0
1952-53	Gump Worsley	50	13	29	8	151	3.02	2
	Chuck Rayner	20	4	8	8	58	2.90	1
1953-54	Johnny Bower	70	29	31	10	178	2.54	5
1954-55	Gump Worsley	65	15	33	17	195	3.00	4
	Johnny Bower	5	2	2	1	13	2.60	0
1955-56	Gump Worsley	70	32	28	10	198	2.83	4
1956-57	Gump Worsley	68	26	28	14	216	3.18	3
	Johnny Bower	2	0	2	0	6	3.01	0
1957-58	Gump Worsley	37	21	10	6	86	2.32	4
	Marcel Paille	33	11	15	7	102	3.09	1
	Gump Worsley	66	26	29	11	193	2.94	2
	Marcel Paille	1	0	0	1	4	4.00	0
	Bruce Gamble	3	0	3	0	11	3.67	0
	Julian Klymkiw	1	0	0	0	2	6.37	0
1959-60	Gump Worsley	39	7	23	8	135	3.52	0
	Marcel Paille	17	6	9	2	67	3.94	1
	Al Rollins	10	3	4	3	31	3.10	0
	Jack McCartan	4	1	1	2	7	1.75	0
	Joe Schaefer	1	0	1	0	5	7.57	0

## REGULAR SEASON GOALTENDING STATISTICS

YEAR	GOALTENDER	GP	W	L	T/OT	GA	GAA	SO
1960-61	Gump Worsley	59	20	29	8	190	3.29	1
	Marcel Paille	4	1	2	1	16	4.00	0
	Jack McCartan	8	1	6	1	35	4.77	1
1961-62	Joe Schaefer	1	0	1	0	3	3.64	0
	Gump Worsley	60	22	27	9	172	2.92	2
	Marcel Paille	10	4	4	2	28	2.80	0
1962-63	Danny Olesevich	1	0	0	1	2	4.12	0
	Dave Dryden	1	0	1	0	3	4.55	0
	Gump Worsley	67	22	34	10	217	3.27	2
1963-64	Marcel Paille	3	0	1	2	10	3.33	0
	Marcel Pelletier	2	0	1	0	3	4.62	0
	Jacques Plante	65	22	36	7	220	3.39	3
1964-65	Gilles Villemure	5	0	2	3	18	3.60	0
	Jacques Plante	33	10	17	5	109	3.38	2
	Marcel Paille	39	10	21	7	135	3.58	0
1965-66	Ed Giacomin	36	8	20	6	125	3.69	0
	Cesare Maniago	28	9	14	4	94	3.50	2
	Don Simmons	12	1	7	1	40	4.36	0
1966-67	Ed Giacomin	68	30	27	11	173	2.61	9
	Cesare Maniago	6	0	1	1	14	3.84	0
	Ed Giacomin	66	36	20	10	160	2.44	8
1967-68	Gilles Villemure	4	1	2	0	8	2.40	1
	Don Simmons	5	2	1	2	13	2.61	0
	Ed Giacomin	70	38	23	7	175	2.56	7
1968-69	Gilles Villemure	4	2	1	1	9	2.25	0
	Don Simmons	5	1	2	1	8	2.34	0
	Ed Giacomin	70	35	21	14	163	2.36	6
1969-70	Terry Sawchuk	8	3	1	2	20	2.91	1
	Ed Giacomin	45	27	10	7	95	2.16	8
	Gilles Villemure	34	22	8	4	78	2.30	4
1970-71	Ed Giacomin	44	24	10	9	115	2.71	1
	Gilles Villemure	37	24	7	4	74	2.09	3
	Ed Giacomin	43	26	11	6	125	2.91	4
1971-72	Gilles Villemure	34	20	12	2	78	2.30	3
	Peter McDuffe	1	1	0	0	1	1.00	0
	Ed Giacomin	56	30	15	10	168	3.07	5
1972-73	Gilles Villemure	21	7	7	3	62	3.53	0
	Peter McDuffe	6	3	2	1	18	3.18	0
	Gilles Villemure	45	22	14	6	130	3.16	2
1973-74	Ed Giacomin	37	13	12	8	120	3.49	1
	Dunc Wilson	3	1	2	0	13	4.35	0
	Curt Ridley	2	1	1	0	7	5.19	0
1974-75	John Davidson	56	22	28	5	212	3.97	3
	Dunc Wilson	20	5	9	3	76	4.24	0
	Doug Soetaert	8	2	2	0	24	5.29	0
1975-76	Ed Giacomin	4	0	3	1	19	4.75	0
	John Davidson	39	14	14	6	125	3.55	1
	Gilles Gratton	41	11	18	7	143	4.23	0
1976-77	Doug Soetaert	12	3	4	1	28	2.95	1
	Dave Tataryn	2	1	1	0	10	7.50	0
	John Davidson	34	14	13	4	98	3.18	1
1977-78	Wayne Thomas	41	12	20	7	141	3.60	4
	Hardy Astrom	4	2	2	0	14	3.50	0
	Doug Soetaert	6	2	2	2	20	3.34	0
1978-79	John Davidson	39	20	12	5	131	3.53	0
	Wayne Thomas	31	15	10	3	101	3.64	1
	Doug Soetaert	17	5	7	3	57	3.81	0
1979-80	John Davidson	41	20	15	4	122	3.18	2
	Steve Baker	27	9	8	6	79	3.41	1
	Wayne Thomas	12	4	7	0	44	3.98	0
	Doug Soetaert	8	5	2	0	33	4.57	0

## REGULAR SEASON GOALTENDING STATISTICS

YEAR	GOALTENDER	GP	W	L	T/OT	GA	GAA	SO	
1980-81	Doug Soetaert	39	16	16	7	152	3.94	0	
	Steve Baker	21	10	6	5	73	3.49	2	
	Wayne Thomas	10	3	6	1	34	3.42	0	
	John Davidson	10	1	7	1	48	5.17	0	
	Steve Weeks	1	0	1	0	2	2.04	0	
1981-82	Steve Weeks	49	23	16	9	179	3.77	1	
	Ed Mio	25	13	6	5	89	3.56	0	
	John Davidson	1	1	0	0	1	1.00	0	
	John Vanbiesbrouck	1	1	0	0	1	1.00	0	
	Steve Baker	6	1	5	0	33	6.03	0	
1982-83	Ed Mio	41	16	18	6	136	3.46	2	
	John Davidson	2	1	1	0	5	2.50	0	
	Steve Baker	3	0	1	0	5	2.98	0	
	Glen Hanlon	21	9	10	1	67	3.45	0	
	Steve Weeks	18	9	5	3	68	3.92	0	
1983-84	Glen Hanlon	50	28	14	4	166	3.52	1	
	Steve Weeks	26	10	11	2	90	3.98	0	
	Ron Scott	9	2	3	3	29	3.60	0	
1984-85	John Vanbiesbrouck	3	2	1	0	10	3.35	0	
	Glen Hanlon	44	14	20	7	175	4.19	0	
	John Vanbiesbrouck	42	12	24	3	165	4.21	1	
	John Vanbiesbrouck	61	31	21	5	184	3.33	3	
	Glen Hanlon	23	5	12	1	65	3.35	0	
1985-86	Ron Scott	4	0	3	0	11	4.24	0	
	Terry Kleisinger	4	0	2	0	14	4.42	0	
	Bob Froese	28	14	11	0	92	3.76	0	
	John Vanbiesbrouck	50	18	20	5	161	3.64	0	
	Ron Scott	1	0	0	1	5	4.62	0	
1986-87	Doug Soetaert	13	2	7	2	58	5.17	0	
	John Vanbiesbrouck	56	27	22	7	187	3.38	2	
	Bob Froese	25	8	11	3	85	3.54	0	
	Ron Scott	2	1	1	0	6	4.01	0	
	John Vanbiesbrouck	56	28	21	4	197	3.69	0	
1988-89	Bob Froese	30	9	14	4	102	3.78	1	
	Mike Richter	23	12	5	5	66	3.00	0	
	Bob Froese	15	5	7	1	45	3.33	0	
	John Vanbiesbrouck	47	19	19	7	154	3.38	1	
	Mike Richter	45	21	13	7	135	3.12	0	
1990-91	John Vanbiesbrouck	40	15	18	6	126	3.35	3	
	John Vanbiesbrouck	45	27	13	3	120	2.85	2	
	Mike Richter	41	23	12	2	119	3.11	3	
	John Vanbiesbrouck	48	20	18	7	152	3.31	4	
	Mike Richter	38	13	19	3	134	3.82	1	
1992-93	Corey Hirsch	4	1	2	1	14	3.75	0	
	Mike Richter	68	42	12	6	159	2.57	5	
	Glenn Healy	29	10	12	2	69	3.03	2	
	1994-95	Glenn Healy	17	8	6	1	35	2.36	1
	Mike Richter	35	14	17	2	97	2.92	2	
1995-96	Mike Richter	41	24	13	3	107	2.68	3	
	Glenn Healy	44	17	14	11	124	2.90	2	
	Jamie Ram	1	0	0	0	0	0.00	0	
	1996-97	Mike Richter	61	33	22	6	161	2.69	4
	Glenn Healy	23	5	12	4	59	2.61	1	
1997-98	Mike Richter	72	21	31	15	184	2.66	0	
	Dan Cloutier	12	4	5	1	23	2.50	0	
	Jason Muzzatti	6	0	3	2	17	3.26	0	
	1998-99	Mike Richter	68	27	30	8	170	2.63	4
	Dan Cloutier	22	6	8	3	49	2.68	0	
1999-00	Mike Richter	61	22	31	8	173	2.87	0	
	Kirk McLean	22	7	8	4	58	2.89	0	
	Milan Hnilicka	2	0	1	0	5	3.48	0	
	Jean-Francois Labbe	1	0	1	0	3	3.00	0	



## REGULAR SEASON GOALTENDING STATISTICS

YEAR	GOALTENDER	GP	W	L	T/OT	GA	GAA	SO
2000-01	Mike Richter	45	20	21	3	144	3.28	0
	Guy Hebert	13	5	7	1	42	3.43	0
	Kirk McLean	23	8	10	1	71	3.49	0
	Vitali Veremeyev	4	0	4	0	16	4.52	0
2001-02	Johan Holmqvist	2	0	2	0	10	5.05	0
	Jason LaBarbera	1	0	0	0	0	0.00	0
	Mike Richter	55	24	26	4	157	2.95	2
2002-03	Dan Blackburn	31	12	16	0	95	3.28	0
	Johan Holmqvist	1	0	0	0	0	0.00	0
	Mike Dunham	43	19	17	5	94	2.29	5
2003-04	Dan Blackburn	32	8	16	4	93	3.17	1
	Mike Richter	13	5	6	1	34	2.94	0
	Johan Holmqvist	1	0	1	0	2	3.08	0
	Mike Dunham	57	16	30	6	159	3.03	2
2005-06	Jussi Markkanen	26	8	12	1	53	2.56	2
	Jamie McLennan	4	1	3	0	12	2.96	0
	Jason LaBarbera	4	1	2	0	16	4.84	0
	Steve Valiquette	2	1	1	0	6	3.00	0
2006-07	Henrik Lundqvist	53	30	12	9	116	2.24	2
	Kevin Weekes	32	14	14	3	91	2.95	0
	Chris Holt	1	0	0	0	0	0.00	0
2007-08	Henrik Lundqvist	70	37	22	8	160	2.34	5
	Kevin Weekes	14	4	6	2	43	3.39	0
	Steve Valiquette	3	1	2	0	6	3.14	0
2008-09	Henrik Lundqvist	72	37	24	10	160	2.23	10
	Steve Valiquette	13	5	3	3	25	2.19	2
	Henrik Lundqvist	70	38	25	7	168	2.43	3
2009-10	Steve Valiquette	15	5	5	2	39	2.84	1
	Henrik Lundqvist	73	35	27	10	167	2.38	4
	Steve Valiquette	6	2	3	0	19	3.74	1
	Chad Johnson	5	1	2	1	11	2.35	0
2010-11	Alex Auld	3	0	1	0	5	2.53	0
	Matt Zaba	1	0	0	0	2	3.56	0
	Henrik Lundqvist	68	36	27	5	152	2.28	11
	Martin Biron	17	8	6	0	33	2.13	0
2011-12	Chad Johnson	1	0	0	0	2	6.00	0
	Henrik Lundqvist	62	39	18	5	123	1.97	8
	Martin Biron	21	12	6	2	50	2.46	2
2012-13	Henrik Lundqvist	43	24	16	3	88	2.05	2
	Martin Biron	6	2	2	1	13	2.32	0
	Henrik Lundqvist	63	33	24	5	144	2.36	5
2013-14	Cam Talbot	21	12	6	1	33	1.64	3
	Martin Biron	2	0	1	0	9	7.65	0
	Henrik Lundqvist	46	30	13	3	103	2.25	5
2014-15	Cam Talbot	36	21	9	4	77	2.21	5
	Mackenzie Skapski	2	2	0	0	1	0.50	1
	Henrik Lundqvist	65	35	21	7	156	2.48	4
	Antti Raanta	25	11	6	2	43	2.24	1
2015-16	Magnus Hellberg	1	0	0	0	2	6.00	0
	Henrik Lundqvist	57	31	20	4	148	2.74	2
	Antti Raanta	30	16	8	2	61	2.26	4
	Magnus Hellberg	2	1	0	0	2	1.53	0
2017-18	Henrik Lundqvist	63	26	26	7	174	2.98	2
	Ondrej Pavelec	19	4	9	1	46	3.05	1
	Alexandar Georgiev	10	4	4	1	27	3.15	0
2018-19	Brandon Halverson	1	0	0	0	1	4.78	0
	Henrik Lundqvist	52	18	23	10	158	3.07	0
	Alexandar Georgiev	33	14	13	4	91	2.91	2
	Alexandar Georgiev	34	17	14	2	96	3.04	2
2019-20	Henrik Lundqvist	30	10	12	3	84	3.16	1
	Igor Shesterkin	12	10	2	0	29	2.52	0
	Igor Shesterkin	35	16	14	3	83	2.62	2
2020-21	Alexandar Georgiev	19	8	7	2	44	2.71	2
	Keith Kinkaid	9	3	2	1	21	2.59	1
	Igor Shesterkin	53	36	13	4	106	2.07	6
2021-22	Alexandar Georgiev	33	15	10	2	85	2.92	2
	Keith Kinkaid	1	1	0	0	2	2.00	0
	Adam Huska	1	0	1	0	7	7.04	0
	Igor Shesterkin	58	37	13	8	144	2.48	3
2022-23	Jaroslav Halak	25	10	9	5	66	2.72	1
	Igor Shesterkin	55	36	17	2	141	2.58	4
	Jonathan Quick	27	18	6	2	69	2.62	2
2023-24	Louis Domingue	1	1	0	0	1	1.00	0

\*Harry Lumley, spare Detroit goaltender, substituted for McAuley in one period of one game when McAuley was injured. Lumley didn't allow a goal.

## COACHING STAFFS YEAR-BY-YEAR (SINCE 1976-77)

YEAR	HEAD COACH	ASSISTANT COACHES
1976-77	John Ferguson	Jean-Guy Talbot (first full-time Assistant Coach in franchise history)
1977-78	Jean-Guy Talbot	None
1978-79	Fred Shero	Mike Nykoluk
1979-80	Fred Shero	Mike Nykoluk*, Andre Beaulieu (beginning on Jan. 28, 1980), Ed Giacomin (joined the Rangers as a goaltending consultant on Jan. 10, 1980)
<i>* Nykoluk served as the acting head coach for several games after Shero suffered broken ribs in December of 1979</i>		
1980-81	Fred Shero (until Nov. 22, 1980), Craig Patrick (beginning on Nov. 22, 1980)	Andre Beaulieu, Lars-Erik Sjoberg, Wayne Thomas (began role on Nov. 16, 1980), Phil Esposito (from January-March of 1981), Walt Tkaczuk (began role in March of 1981)
1981-82	Herb Brooks	Walt Tkaczuk, Wayne Thomas
1982-83	Herb Brooks	Walt Tkaczuk, Wayne Thomas
1983-84	Herb Brooks	Wayne Thomas, Carol Vadnais
1984-85	Herb Brooks (until Jan. 21, 1985), Craig Patrick (beginning on Jan. 21, 1985)	Wayne Thomas, Carol Vadnais (until Jan. 21, 1985), Robbie Ftorek (beginning on Jan. 21, 1985)
1985-86	Ted Sator	Jack Birch, Reg Higgs
1986-87	Ted Sator (until Nov. 21, 1986), Tom Webster*, Phil Esposito*, Wayne Cashman/Ed Giacomin*	Jack Birch (until Nov. 21, 1986), Reg Higgs (until Nov. 21, 1986), Ed Giacomin (Goaltending Coach), Wayne Cashman (began role in November of 1986)
<i>*due to illness to Tom Webster, head coaching situation changed several times during the season</i>		
1987-88	Michel Bergeron	Wayne Cashman, Charles Thiffault, Ed Giacomin (Goaltending Coach)
1988-89	Michel Bergeron (until Apr. 1, 1989), Phil Esposito (beginning on Apr. 1, 1989)	Wayne Cashman, Charles Thiffault (until Apr. 1, 1989), Ed Giacomin (Goaltending Coach)
1989-90	Roger Neilson	Wayne Cashman, Ron Smith
1990-91	Roger Neilson	Colin Campbell, Wayne Cashman, Ron Smith
1991-92	Roger Neilson	Colin Campbell, Wayne Cashman
1992-93	Roger Neilson (until Jan. 4, 1993), Ron Smith (beginning on Jan. 4, 1993)	Colin Campbell (until Jan. 4, 1993; took over for Smith as Head Coach of Rangers' AHL affiliate in Binghamton), Dan Maloney, Al Hill (beginning on Jan. 18, 1993)
1993-94	Mike Keenan	Colin Campbell (Associate Coach), Dick Todd
1994-95	Colin Campbell	Mike Murphy, Dick Todd
1995-96	Colin Campbell	Mike Murphy, Dick Todd
1996-97	Colin Campbell	Bill Moores, Dick Todd
1997-98	Colin Campbell (until Feb. 18, 1998), John Muckler (beginning on Feb. 19, 1998)	Craig MacTavish, Bill Moores, Dick Todd
1998-99	John Muckler	Keith Acton, Charlie Huddy, Craig MacTavish
1999-00	John Muckler (until Mar. 28, 2000), John Tortorella (beginning on Mar. 28, 2000)	Keith Acton, Charlie Huddy, John Tortorella (until serving as Head Coach for the final four games of the season)
2000-01	Ron Low	Ted Green, Walt Kyle
2001-02	Ron Low	Ted Green, Walt Kyle
2002-03	Bryan Trottier (until Jan. 29, 2003), Glen Sather (beginning on Jan. 30, 2003)	Ted Green, Terry O'Reilly, Jim Schoenfeld
2003-04	Glen Sather (until Feb. 25, 2004), Tom Renney (beginning on Feb. 25, 2004)	Tom Renney (until becoming Head Coach on Feb. 25, 2004), Ted Green, Terry O'Reilly

## COACHING STAFFS YEAR-BY-YEAR (SINCE 1976-77)

YEAR	HEAD COACH	ASSISTANT COACHES
2005-06	Tom Renney	Perry Pearn, Mike Pelino, Benoit Allaire (Assistant and Goaltending Coach)
2006-07	Tom Renney	Perry Pearn, Mike Pelino, Benoit Allaire (Assistant and Goaltending Coach)
2007-08	Tom Renney	Perry Pearn, Mike Pelino, Benoit Allaire (Assistant and Goaltending Coach)
2008-09	Tom Renney (until Feb. 23, 2009), John Tortorella (beginning on Feb. 23, 2009)	Perry Pearn (until Feb. 23, 2009), Mike Pelino (until Feb. 23, 2009), Benoit Allaire (Assistant and Goaltending Coach), Jerry Dineen (Video Coach; had served as Video Assistant and Video Analyst in years prior), Jim Schoenfeld (beginning on Feb. 23, 2009)
2009-10	John Tortorella	Mike Sullivan, Jim Schoenfeld, Benoit Allaire (Assistant and Goaltending Coach), Jerry Dineen (Video Coach)
2010-11	John Tortorella	Mike Sullivan, Jim Schoenfeld, Benoit Allaire (Assistant and Goaltending Coach), Jerry Dineen (Video Coach)
2011-12	John Tortorella	Mike Sullivan, Jim Schoenfeld, Benoit Allaire (Assistant and Goaltending Coach), Jerry Dineen (Video Coach)
2012-13	John Tortorella	Mike Sullivan, Jim Schoenfeld, Benoit Allaire (Assistant and Goaltending Coach), Jerry Dineen (Video Coach)
2013-14	Alain Vigneault	Scott Arniel (Associate Coach), Ulf Samuelsson, Daniel Lacroix, Benoit Allaire (Assistant and Goaltending Coach), Jerry Dineen (Video Coach)
2014-15	Alain Vigneault	Scott Arniel (Associate Coach), Ulf Samuelsson, Darryl Williams, Benoit Allaire (Assistant and Goaltending Coach), Jerry Dineen (Video Coach)
2015-16	Alain Vigneault	Scott Arniel (Associate Coach), Ulf Samuelsson, Darryl Williams, Benoit Allaire (Assistant and Goaltending Coach), Jerry Dineen (Video Coach)
2016-17	Alain Vigneault	Scott Arniel (Associate Coach), Jeff Beukeboom, Darryl Williams, Benoit Allaire (Assistant and Goaltending Coach), Jerry Dineen (Video Coach), Shawn Roche (Video Assistant), Mark Ciaccio (Skills Coach)
2017-18	Alain Vigneault	Scott Arniel (Associate Coach), Lindy Ruff, Darryl Williams, Benoit Allaire (Assistant and Goaltending Coach), Jerry Dineen (Video Coach), Shawn Roche (Video Assistant), Mark Ciaccio (Skills Coach)
2018-19	David Quinn	Lindy Ruff, David Oliver, Greg Brown, Benoit Allaire (Assistant and Goaltending Coach), Jerry Dineen (Video Coach), Sam Kelley (Video Assistant), Mark Ciaccio (Skills Coach)
2019-20	David Quinn	Lindy Ruff (left the organization in between the end of the regular season and the start of the 2020 Stanley Cup Qualifiers), David Oliver, Greg Brown, Benoit Allaire (Assistant and Goaltending Coach), Jerry Dineen (Video Coach), Sam Kelley (Video Assistant), Mark Ciaccio (Skills Coach), Gord Murphy (Assistant Coach during the 2020 Stanley Cup Qualifiers)
2020-21	David Quinn	Jacques Martin, David Oliver, Greg Brown, Benoit Allaire (Assistant and Goaltending Coach), Jerry Dineen (Video Coach), Sam Kelley (Video Assistant), Mark Ciaccio (Skills Coach)
<i>Note - due to COVID-19 protocols, David Quinn, Jacques Martin, David Oliver, and Greg Brown were unavailable for several games in March. Hartford Wolf Pack Head Coach Kris Knoblauch, Hartford Wolf Pack Associate Coach Gord Murphy, and Rangers Associate General Manager Chris Drury were behind the Rangers' bench in their place, with Knoblauch serving as the acting Head Coach</i>		
2021-22	Gerard Gallant	Mike Kelly, Jim Midgley, Gord Murphy, Benoit Allaire (Assistant and Goaltending Coach), Kyle Smith (Video Coach), Sam Kelley (Video Assistant), Mark Ciaccio (Skills Coach)
<i>Note - due to COVID-19 protocols, Gerard Gallant was unavailable for a few games in January. Hartford Wolf Pack Head Coach Kris Knoblauch served as the acting Head Coach</i>		
2022-23	Gerard Gallant	Mike Kelly, Jim Midgley, Gord Murphy, Benoit Allaire (Assistant and Goaltending Coach), Kyle Smith (Video Coach), Sam Kelley (Video Assistant), Mark Ciaccio (Skills Coach)
2023-24	Peter Laviolette	Phil Housley, Dan Muse, Michael Peca, Benoit Allaire (Assistant and Goaltending Coach), Kyle Smith (Video Coach), Sam Kelley (Video Assistant), Christian Hmura (Skills Coach)

## ALL-TIME REGULAR SEASON COACHING RESULTS

HEAD COACH	TENURE	GC	W	L	T/OT	PCT.
Lester Patrick	(10/27/26 - 10/19/39)	604	281	216	107	.554
Frank Boucher	(10/19/39 - 12/21/48)	487	167	243	77	.422
Lynn Patrick	(12/21/48 - 5/5/50)	107	40	51	16	.449
Neil Colville	(6/26/50 - 12/6/51)	93	26	41	26	.419
Bill Cook	(12/6/51 - 8/11/53)	117	34	59	24	.393
* Frank Boucher	(8/11/53 - 1/10/54)	40	14	20	6	.425
* Muzz Patrick	(1/6/54 - 5/2/55)	100	32	46	22	.430
Phil Watson	(5/2/55 - 11/12/59)	295	119	124	52	.492
** Muzz Patrick	(11/14/59 - 11/15/59)	2	0	1	1	.250
** Alf Pike	(11/12/59 - 3/23/61)	123	36	66	21	.378
Doug Harvey	(5/31/61 - 6/4/62)	70	26	32	12	.457
Muzz Patrick	(9/7/62 - 12/28/62)	34	11	19	4	.382
Red Sullivan	(12/28/62 - 12/6/65)	196	58	103	35	.385
Emile Francis	(12/6/65 - 6/4/68)	194	82	82	30	.500
Bernie Geoffrion	(6/4/68 - 1/17/69)	43	22	18	3	.547
Emile Francis	(1/17/69 - 6/4/73)	343	201	88	54	.665
Larry Popein	(6/4/73 - 1/11/74)	41	18	14	9	.549
Emile Francis	(1/11/74 - 5/19/75)	117	59	39	19	.585
Ron Stewart	(5/19/75 - 1/7/76)	39	15	20	4	.436
John Ferguson	(1/7/76 - 8/22/77)	121	43	59	19	.434
Jean-Guy Talbot	(8/22/77 - 6/2/78)	80	30	37	13	.456
Fred Shero	(6/2/78 - 11/22/80)	180	82	74	24	.522
Craig Patrick	(11/22/80 - 6/4/81)	60	26	23	11	.525
Herb Brooks	(6/4/81 - 1/21/85)	285	131	113	41	.532
Craig Patrick	(1/21/85 - 6/19/85)	35	11	22	2	.343
Ted Sator	(6/19/85 - 11/21/86)	99	41	48	10	.465
*** Phil Esposito	(1986 - 87)	43	24	19	0	.558
*** Tom Webster	(1986 - 87)	16	5	7	4	.438
*** Wayne Cashman/Ed Giacomin	(1986 - 87)	2	0	2	0	.000
Michel Bergeron	(6/18/87 - 4/1/89)	158	73	67	18	.519
Phil Esposito	(4/1/89 - 5/24/89)	2	0	2	0	.000
Roger Neilson	(8/15/89 - 1/4/93)	280	141	104	35	.566
Ron Smith	(1/4/93 - 4/16/93)	44	15	22	7	.420
Mike Keenan	(4/17/93 - 7/24/94)	84	52	24	8	.667
Colin Campbell	(8/9/94 - 2/18/98)	269	118	108	43	.519
***** John Muckler	(2/19/98 - 3/28/00)	185	70	88	27	.451
***** John Tortorella	(3/28/00 - 4/9/00)	4	0	3	1	.125
***** Ron Low	(7/12/00 - 4/15/02)	164	69	81	14	.463
***** Bryan Trottier	(6/6/02 - 1/29/03)	54	21	26	7	.454
***** Glen Sather	(1/30/03 - 2/25/04)	90	33	39	18	.467
***** Tom Renney	(2/25/04 - 2/23/09)	327	164	117	46	.572
***** John Tortorella	(2/23/09 - 5/29/13)	315	171	115	29	.589
***** Alain Vigneault	(6/21/13 - 4/7/18)	410	226	147	37	.596
***** David Quinn	(5/23/18 - 5/12/21)	208	96	87	25	.522
***** Gerard Gallant	(6/16/21 - 5/6/23)	164	99	46	19	.662
***** Peter Laviolette	(6/13/23-Present)	82	55	23	4	.695

\* Muzz Patrick was named Rangers Head Coach on January 6, 1954, replacing Frank Boucher. After the announcement, Patrick watched one game from the stands while Boucher remained behind the bench. Patrick coached his first game on January 13, 1954.

\*\* Alf Pike was named Rangers Head Coach on November 12, 1959, replacing Phil Watson. After being named Head Coach, Pike watched two games from the stands while Muzz Patrick, the team's General Manager, went behind the bench. Pike coached his first game on November 18, 1959.

\*\*\* Due to illness to Tom Webster, head coaching situation changed several times during season.

\*\*\*\* John Tortorella served as interim coach for the remainder of the 1999-00 season, replacing John Muckler.

\*\*\*\*\* From 1999-00 through 2003-04, coaches were charged with a loss if their team lost in overtime, even though the team was not credited with a loss.

Beginning in 2005-06, coaches were no longer charged with a loss if the team lost in overtime or a shootout, instead receiving a mark in the "OT" column. For career records, this statistic is incorporated in the third column, in addition to career ties.

# ALL-TIME RESULTS GAME-BY-GAME

1926-27

GAME DATE	OPPONENT	SCORE	RESULT
1 11-16	MTLM	1-0	W
2 11-20	@ TOR	5-1	W
3 11-25	@ PIT	0-2	L
4 11-27	@ MTL	2-0	W
5 11-30	CHI	4-3*	W
6 12-4	@ DET	0-1	L
7 12-7	@ BOS	1-0	W
8 12-12	BOS	2-1*	W
9 12-15	@ CHI	2-6	L
10 12-19	DET	1-1	T
11 12-21	PIT	1-0	W
12 12-23	@ OTT	0-1	L
13 12-26	@ NYA	2-5	L
14 12-28	OTT	2-3*	L
15 1-1	@ CHI	4-0	W

1926-27 (CONT'D)

GAME DATE	OPPONENT	SCORE	RESULT
16 1-6	MTL	1-0	W
17 1-9	DET	4-1	W
18 1-11	@ MTL	3-2	W
19 1-13	TOR	1-1	T
20 1-16	CHI	5-4	W
21 1-18	@ BOS	3-7	L
22 1-20	BOS	2-2	T
23 1-23	NYA	2-0	W
24 1-27	@ MTL	3-2	W
25 1-29	@ DET	2-0	W
26 2-1	MTL	0-1*	L
27 2-6	PIT	2-1	W
28 2-10	@ TOR	3-2	W
29 2-12	@ PIT	3-2*	W
30 2-15	@ OTT	2-2	T

1926-27 (CONT'D)

GAME DATE	OPPONENT	SCORE	RESULT
31 2-17	MTLM	1-4	L
32 2-20	BOS	3-1	W
33 2-22	TOR	2-3*	L
34 2-24	OTT	0-1*	L
35 2-27	@ NYA	4-1	W
36 3-1	@ CHI	0-3	L
37 3-5	@ MTL	0-0	T
38 3-13	DET	2-2	T
39 3-15	@ PIT	5-0	W
40 3-17	@ DET	2-0	W
41 3-20	NYA	2-1	W
42 3-22	PIT	4-1	W
43 3-25	CHI	4-0	W
44 3-26	@ BOS	3-4*	L

1927-28

GAME DATE	OPPONENT	SCORE	RESULT
1 11-15	@ TOR	4-2	W
2 11-17	OTT	3-2	W
3 11-20	@ NYA	2-1	W
4 11-22	MTLM	3-4	L
5 11-27	BOS	1-1	T
6 11-29	@ OTT	2-1	W
7 12-1	@ MTL	1-1	T
8 12-3	@ CHI	2-4	L
9 12-4	@ DET	3-1	W
10 12-6	@ PIT	2-2	T
11 12-11	MTL	0-2	L
12 12-13	@ BOS	3-2	W
13 12-15	DET	1-2	L
14 12-20	PIT	2-0	W
15 12-25	CHI	2-0	W

1927-28 (CONT'D)

GAME DATE	OPPONENT	SCORE	RESULT
16 12-27	@ BOS	0-2	L
17 12-29	NYA	3-3	T
18 12-31	@ MTL	0-1	L
19 1-3	DET	2-4	L
20 1-8	CHI	5-0	W
21 1-12	BOS	2-2	T
22 1-14	@ TOR	1-6	L
23 1-15	@ DET	2-1	W
24 1-17	TOR	1-2	L
25 1-22	PIT	4-1	W
26 1-26	DET	3-0	W
27 1-29	@ NYA	7-0	W
28 1-31	MTLM	3-1	W
29 2-4	@ PIT	2-4	L
30 2-7	OTT	0-0	T

1927-28 (CONT'D)

GAME DATE	OPPONENT	SCORE	RESULT
31 2-8	@ OTT	0-0	T
32 2-12	CHI	0-3	L
33 2-19	BOS	0-2	L
34 2-23	PIT	3-0	W
35 2-25	@ CHI	1-0	W
36 2-26	@ DET	0-0	T
37 2-28	TOR	1-0	W
38 3-6	@ MTL	1-3	L
39 3-8	@ MTL	3-4	L
40 3-10	@ BOS	3-3	T
41 3-13	MTL	1-4	L
42 3-18	NYA	7-3	W
43 3-21	@ CHI	6-1	W
44 3-24	@ PIT	2-4	L

1928-29

GAME DATE	OPPONENT	SCORE	RESULT
1 11-15	@ DET	2-0	W
2 11-18	@ NYA	1-1	T
3 11-20	MTLM	0-1	L
4 11-22	@ CHI	2-1	W
5 11-25	PIT	2-0	W
6 11-29	CHI	2-1*	W
7 12-1	@ MTL	0-3	L
8 12-4	@ BOS	0-2	L
9 12-6	@ PIT	0-0	T
10 12-9	@ DET	2-2	T
11 12-11	TOR	3-2	W
12 12-13	@ MTL	3-2*	W
13 12-16	DET	3-0	W
14 12-20	OTT	1-0	W
15 12-25	NYA	0-1	L

1928-29 (CONT'D)

GAME DATE	OPPONENT	SCORE	RESULT
16 12-30	BOS	2-0	W
17 1-1	@ TOR	3-2	W
18 1-3	PIT	2-2	T
19 1-6	@ NYA	0-0	T
20 1-10	@ OTT	9-3	W
21 1-13	DET	1-0	W
22 1-15	@ BOS	1-4	L
23 1-17	CHI	1-0	W
24 1-19	@ MTL	0-0	T
25 1-22	TOR	1-0	W
26 1-24	@ PIT	3-1	W
27 1-27	BOS	1-2	L
28 1-28	MTL	0-1	L
29 1-31	NYA	2-1	W
30 2-2	@ CHI	3-2	W

1928-29 (CONT'D)

GAME DATE	OPPONENT	SCORE	RESULT
31 2-5	MTLM	1-1	T
32 2-7	@ OTT	1-2	L
33 2-10	MTL	3-3	T
34 2-14	@ TOR	1-3	L
35 2-17	PIT	2-1	W
36 2-21	DET	0-1	L
37 2-23	@ MTL	1-9	L
38 2-26	OTT	2-0	W
39 2-28	@ CHI	0-0	T
40 3-3	@ DET	3-2	W
41 3-5	@ BOS	1-2	L
42 3-10	BOS	2-3	L
43 3-14	CHI	1-1	T
44 3-17	@ PIT	4-3	W

1929-30

GAME DATE	OPPONENT	SCORE	RESULT
1 11-14	@ MTL	2-1	W
2 11-17	DET	5-5	T
3 11-19	@ BOS	2-3	L
4 11-21	MTLM	2-1	W
5 11-23	@ PIT	5-3	W
6 11-26	TOR	3-4	L
7 11-28	@ CHI	3-2	W
8 12-1	@ DET	3-4	L
9 12-8	PIT	5-1	W
10 12-12	MTL	8-3	W
11 12-14	@ TOR	6-7*	L
12 12-17	NYA	6-2	W
13 12-19	@ MTL	2-7	L
14 12-22	CHI	3-1	W
15 12-26	BOS	2-4	L

1929-30 (CONT'D)

GAME DATE	OPPONENT	SCORE	RESULT
16 12-28	@ OTT	3-1	W
17 12-31	OTT	1-1	T
18 1-2	@ NYA	1-7	L
19 1-5	PIT	8-3	W
20 1-7	@ BOS	0-3	L
21 1-9	MTLM	4-5	L
22 1-12	@ CHI	1-2	L
23 1-14	DET	3-0	W
24 1-18	@ PIT	6-5	W
25 1-19	CHI	4-1	W
26 1-23	OTT	6-3	W
27 1-26	@ DET	3-7	L
28 1-28	NYA	4-3*	W
29 2-2	BOS	3-3	T
30 2-4	@ NYA	3-5	L

1929-30 (CONT'D)

GAME DATE	OPPONENT	SCORE	RESULT
31 2-6	DET	1-1	T
32 2-8	@ OTT	2-2	T
33 2-11	@ MTL	2-5	L
34 2-13	PIT	4-1	W
35 2-18	TOR	1-5	L
36 2-23	BOS	2-3	L
37 2-27	CHI	1-1	T
38 3-1	@ TOR	3-3	T
39 3-2	@ DET	2-2	T
40 3-4	@ CHI	2-2	T
41 3-8	@ MTL	0-6	L
42 3-11	MTL	3-3	T
43 3-16	@ PIT	4-3*	W
44 3-18	@ BOS	2-9	L

# ALL-TIME RESULTS GAME-BY-GAME

1930-31

GAME DATE	OPPONENT	SCORE	RESULT
1 11-11	@ PHI	3-0	W
2 11-13	@ DET	0-1	L
3 11-16	@ CHI	1-1	T
4 11-18	NYA	0-0	T
5 11-23	PHI	5-2	W
6 11-25	@ MTLM	2-5	L
7 11-27	CHI	0-4	L
8 11-29	@ PHI	6-3	W
9 12-4	@ MTL	4-5	L
10 12-6	@ TOR	2-4	L
11 12-9	OTT	3-2	W
12 12-14	DET	3-0	W
13 12-18	BOS	2-4	L
14 12-20	@ BOS	2-2	T
15 12-23	MTL	5-1	W

1930-31 (CONT'D)

GAME DATE	OPPONENT	SCORE	RESULT
16 12-25	@ OTT	4-1	W
17 12-28	PHI	4-2	W
18 12-30	@ NYA	2-2	T
19 1-1	BOS	3-4*	L
20 1-6	MTLM	5-1	W
21 1-8	@ DET	1-0	W
22 1-11	CHI	0-2	L
23 1-13	@ BOS	2-2	T
24 1-15	TOR	1-1	T
25 1-18	@ CHI	1-2	L
26 1-20	MTL	2-3*	L
27 1-25	DET	0-1	L
28 1-29	BOS	3-4	L
29 1-31	@ MTLM	2-2	T
30 2-3	MTLM	3-0	W

1930-31 (CONT'D)

GAME DATE	OPPONENT	SCORE	RESULT
31 2-5	@ NYA	2-0	W
32 2-8	CHI	2-3	L
33 2-10	@ PHI	3-1	W
34 2-12	@ DET	1-1	T
35 2-15	@ CHI	2-1	W
36 2-17	OTT	4-5	L
37 2-22	PHI	6-1	W
38 2-26	TOR	4-1	W
39 3-3	@ BOS	1-4	L
40 3-5	@ MTL	2-1	W
41 3-7	@ TOR	2-5	L
42 3-10	DET	3-2	W
43 3-15	NYA	0-0	T
44 3-17	@ OTT	3-1	W

1931-32

GAME DATE	OPPONENT	SCORE	RESULT
1 11-12	@ MTL	4-1	W
2 11-15	DET	1-2	L
3 11-17	@ NYA	3-0	W
4 11-19	BOS	2-1	W
5 11-21	@ TOR	5-3	W
6 11-24	CHI	1-1	T
7 11-29	@ CHI	5-0	W
8 12-3	@ DET	1-1	T
9 12-8	TOR	2-4	L
10 12-10	@ MTLM	3-2	W
11 12-13	NYA	2-1	W
12 12-15	@ BOS	2-2	T
13 12-17	MTLM	5-4*	W
14 12-19	@ MTL	2-2	T
15 12-22	MTL	6-2	W
16 12-25	@ NYA	6-0	W

1931-32 (CONT'D)

GAME DATE	OPPONENT	SCORE	RESULT
17 12-27	CHI	3-1	W
18 1-1	DET	3-0	W
19 1-3	@ CHI	1-1	T
20 1-5	MTLM	2-0	W
21 1-7	@ MTLM	3-4	L
22 1-10	TOR	2-0	W
23 1-12	@ BOS	5-3*	W
24 1-14	BOS	3-1	W
25 1-17	@ DET	2-4	L
26 1-19	MTL	3-5	L
27 1-24	DET	4-3*	W
28 1-28	BOS	1-4	L
29 1-30	@ TOR	3-6*	L
30 1-31	@ CHI	3-0	W
31 2-2	MTL	1-4	L
32 2-7	CHI	1-0	W

1931-32 (CONT'D)

GAME DATE	OPPONENT	SCORE	RESULT
33 2-9	@ BOS	1-2	L
34 2-13	@ MTL	1-3	L
35 2-16	DET	2-2	T
36 2-18	@ TOR	3-5	L
37 2-21	NYA	2-3	L
38 2-23	@ BOS	2-0*	W
39 2-25	BOS	3-3	T
40 3-3	@ DET	2-1	W
41 3-6	@ CHI	3-4*	L
42 3-8	CHI	6-1	W
43 3-10	@ NYA	1-5	L
44 3-13	MTLM	4-4	T
45 3-15	@ MTLM	3-4	L
46 3-17	TOR	3-6	L
47 3-20	NYA	4-2	W
48 3-22	@ DET	4-5	L

1932-33

GAME DATE	OPPONENT	SCORE	RESULT
1 11-10	@ MTLM	4-2	W
2 11-12	@ TOR	2-4	L
3 11-20	TOR	7-0	W
4 11-24	CHI	1-1	T
5 11-29	@ BOS	6-4	W
6 12-1	@ DET	4-2	W
7 12-4	@ CHI	3-4	L
8 12-6	MTL	5-3	W
9 12-8	@ NYA	3-1	W
10 12-11	BOS	3-1*	W
11 12-13	@ MTL	1-1	T
12 12-15	NYA	3-2	W
13 12-17	@ OTT	2-2	T
14 12-20	DET	1-4	L
15 12-25	MTLM	2-0	W
16 12-29	OTT	4-2	W

1932-33 (CONT'D)

GAME DATE	OPPONENT	SCORE	RESULT
17 12-31	@ MTLM	2-4	L
18 1-3	TOR	4-2	W
19 1-8	NYA	2-2	T
20 1-10	@ TOR	2-3	L
21 1-12	BOS	3-1	W
22 1-15	@ CHI	5-0	W
23 1-17	@ DET	0-2	L
24 1-19	MTL	2-1	W
25 1-22	MTLM	0-5	L
26 1-24	@ NYA	3-2	W
27 1-26	CHI	1-3	L
28 1-28	@ OTT	9-2	W
29 1-31	DET	1-2	L
30 2-2	@ MTLM	2-2	T
31 2-5	NYA	4-1	W
32 2-7	@ BOS	1-2	L

1932-33 (CONT'D)

GAME DATE	OPPONENT	SCORE	RESULT
33 2-9	OTT	3-3	T
34 2-11	@ TOR	1-2	L
35 2-14	@ OTT	3-1	W
36 2-16	TOR	2-5	L
37 2-18	@ MTL	3-1	W
38 2-21	CHI	2-2	T
39 2-23	@ DET	0-3	L
40 2-26	@ CHI	4-1	W
41 3-5	BOS	1-2	L
42 3-9	DET	3-2	W
43 3-12	@ NYA	8-2	W
44 3-14	OTT	3-3	T
45 3-16	@ MTL	1-2	L
46 3-19	MTLM	3-6	L
47 3-21	@ BOS	2-3	L
48 3-23	MTL	4-2	W

1933-34

GAME DATE	OPPONENT	SCORE	RESULT
1 11-11	@ TOR	3-4	L
2 11-12	@ CHI	0-1	L
3 11-16	DET	2-1	W
4 11-19	@ DET	1-4	L
5 11-21	TOR	1-1	T
6 11-25	@ MTLM	0-1	L
7 12-2	@ BOS	3-0	W
8 12-3	CHI	1-0*	W
9 12-7	MTL	0-0	T
10 12-9	@ MTL	4-2	W
11 12-12	NYA	0-3	L
12 12-14	@ OTT	4-3	W
13 12-17	BOS	2-2	T
14 12-21	OTT	0-0	T
15 12-24	@ NYA	3-1	W
16 12-25	MTLM	3-0	W

1933-34 (CONT'D)

GAME DATE	OPPONENT	SCORE	RESULT
17 12-28	TOR	2-2	T
18 12-31	NYA	1-3	L
19 1-2	MTL	3-2	W
20 1-4	@ DET	1-3	L
21 1-7	@ CHI	1-1	T
22 1-9	DET	2-1	W
23 1-11	@ OTT	5-3	W
24 1-14	MTLM	3-1	W
25 1-16	@ NYA	1-2	L
26 1-18	CHI	5-0	W
27 1-20	@ MTL	4-5	L
28 1-23	OTT	5-2	W
29 1-25	@ OTT	6-3	W
30 1-28	BOS	4-2	W
31 1-30	@ BOS	1-2	L
32 2-1	TOR	5-5	T

1933-34 (CONT'D)

GAME DATE	OPPONENT	SCORE	RESULT
33 2-3	@ MTLM	4-2	W
34 2-6	MTL	3-0	W
35 2-11	NYA	3-4	L
36 2-13	@ BOS	6-4	W
37 2-15	@ MTL	2-5	L
38 2-18	CHI	1-2	L
39 2-22	DET	3-1	W
40 2-24	@ TOR	3-8	L
41 2-27	@ DET	1-5	L
42 3-1	@ CHI	3-1	W
43 3-6	OTT	4-5*	L
44 3-8	@ MTLM	2-2	T
45 3-11	MTLM	3-7*	L
46 3-13	@ NYA	2-1	W
47 3-15	BOS	2-3	L
48 3-17	@ TOR	2-3	L



# ALL-TIME RESULTS GAME-BY-GAME

1934-35				
GAME DATE	OPPONENT	SCORE	RESULT	
1	11-10 @ STL	2-4	L	
2	11-15 @ DET	2-8	L	
3	11-18 STL	5-0	W	
4	11-22 DET	4-3*	W	
5	11-25 @ NYA	1-3	L	
6	11-27 MTL	2-3	L	
7	12-1 MTLM	2-5	L	
8	12-4 @ MTL	3-5	L	
9	12-8 @ TOR	5-2	W	
10	12-9 @ CHI	0-4	L	
11	12-11 TOR	4-8	L	
12	12-16 BOS	2-1	W	
13	12-18 @ BOS	3-5	L	
14	12-20 CHI	1-4	L	
15	12-22 @ MTLM	2-1	W	
16	12-25 NYA	3-1	W	

1934-35 (CONT'D)				
GAME DATE	OPPONENT	SCORE	RESULT	
17	12-30 BOS	0-0	T	
18	1-1 @ BOS	2-5	L	
19	1-3 DET	3-2	W	
20	1-8 MTLM	1-1	T	
21	1-12 @ NYA	3-1	W	
22	1-13 STL	3-2	W	
23	1-15 NYA	1-1	T	
24	1-20 MTL	7-1	W	
25	1-22 @ MTL	7-0	W	
26	1-24 CHI	3-3	T	
27	1-27 @ NYA	4-2	W	
28	1-29 TOR	7-5	W	
29	1-31 @ TOR	3-2	W	
30	2-3 DET	5-3	W	
31	2-5 @ MTLM	5-4	W	
32	2-7 NYA	4-6	L	

1934-35 (CONT'D)				
GAME DATE	OPPONENT	SCORE	RESULT	
33	2-10 @ CHI	2-1	W	
34	2-12 @ STL	5-1	W	
35	2-14 TOR	3-0	W	
36	2-16 @ TOR	1-5	L	
37	2-17 @ DET	5-3*	W	
38	2-19 STL	2-1	W	
39	2-24 BOS	0-0	T	
40	2-26 @ MTLM	1-3	L	
41	2-28 MTLM	2-5	L	
42	3-5 @ BOS	1-3	L	
43	3-7 @ DET	1-6	L	
44	3-9 @ STL	5-1	W	
45	3-10 @ CHI	1-1	T	
46	3-12 MTL	3-4	L	
47	3-14 @ MTL	4-5	L	
48	3-17 CHI	2-5	L	

1935-36				
GAME DATE	OPPONENT	SCORE	RESULT	
1	11-10 @ DET	1-1	T	
2	11-12 @ MTL	2-1*	W	
3	11-14 TOR	0-1	L	
4	11-16 @ TOR	2-3	L	
5	11-17 @ CHI	0-3	L	
6	11-19 DET	2-2	T	
7	11-24 BOS	1-0	W	
8	11-25 @ NYA	1-0	W	
9	11-28 CHI	2-1	W	
10	12-1 @ BOS	0-2	L	
11	12-8 MTLM	3-3	T	
12	12-12 NYA	5-2*	W	
13	12-14 @ MTLM	6-2	W	
14	12-15 @ DET	2-4	L	
15	12-17 MTL	1-1	T	
16	12-22 BOS	3-1	W	

1935-36 (CONT'D)				
GAME DATE	OPPONENT	SCORE	RESULT	
17	12-25 @ BOS	3-2	W	
18	12-28 @ TOR	3-9	L	
19	12-29 @ CHI	1-3	L	
20	12-31 MTLM	1-0	W	
21	1-2 NYA	3-6	L	
22	1-5 @ NYA	0-0	T	
23	1-7 DET	1-2	L	
24	1-12 BOS	3-6	L	
25	1-14 @ MTLM	2-1	W	
26	1-16 TOR	1-0	W	
27	1-18 @ MTL	1-3	L	
28	1-21 CHI	0-1	L	
29	1-23 @ DET	2-4	L	
30	1-26 @ CHI	1-2	L	
31	1-28 MTL	3-2*	W	
32	2-2 MTLM	4-2	W	

1935-36 (CONT'D)				
GAME DATE	OPPONENT	SCORE	RESULT	
33	2-4 DET	4-4	T	
34	2-9 BOS	2-0	W	
35	2-11 @ MTL	1-1	T	
36	2-16 MTL	1-1	T	
37	2-20 CHI	1-1	T	
38	2-23 @ BOS	4-3	W	
39	2-25 @ TOR	2-2	T	
40	2-27 @ DET	2-4	L	
41	3-1 @ CHI	1-2	L	
42	3-3 TOR	0-0	T	
43	3-8 NYA	0-1	L	
44	3-10 @ MTLM	0-0	T	
45	3-12 DET	4-3*	W	
46	3-15 @ NYA	2-1	W	
47	3-17 CHI	4-2	W	
48	3-22 @ BOS	3-1	W	

1936-37				
GAME DATE	OPPONENT	SCORE	RESULT	
1	11-8 @ DET	2-5	L	
2	11-10 @ MTLM	4-1	W	
3	11-15 NYA	1-2	L	
4	11-17 @ BOS	6-1	W	
5	11-19 DET	1-0	W	
6	11-21 @ MTL	1-3*	L	
7	11-24 TOR	5-1	W	
8	11-26 @ NYA	3-1	W	
9	11-28 BOS	2-2	T	
10	12-3 @ DET	0-2	L	
11	12-6 @ CHI	2-1	W	
12	12-8 CHI	0-0	T	
13	12-12 @ TOR	5-3*	W	
14	12-15 MTLM	2-2	T	
15	12-19 @ MTL	2-4*	L	
16	12-20 MTL	5-3*	W	

1936-37 (CONT'D)				
GAME DATE	OPPONENT	SCORE	RESULT	
17	12-27 CHI	1-0	W	
18	12-29 @ NYA	5-1	W	
19	12-31 BOS	2-2	T	
20	1-3 @ BOS	2-3	L	
21	1-5 NYA	7-1	W	
22	1-9 @ MTLM	3-2	W	
23	1-10 MTLM	2-5	L	
24	1-14 DET	0-2	L	
25	1-19 MTL	1-1	T	
26	1-21 @ CHI	0-2	L	
27	1-23 @ TOR	0-4	L	
28	1-24 TOR	4-2	W	
29	1-26 @ BOS	3-0	W	
30	1-28 BOS	1-1	T	
31	2-2 DET	4-4	T	
32	2-4 @ DET	2-2	T	

1936-37 (CONT'D)				
GAME DATE	OPPONENT	SCORE	RESULT	
33	2-6 @ MTLM	2-4	L	
34	2-7 MTLM	1-1	T	
35	2-9 @ TOR	5-1	W	
36	2-11 @ CHI	2-5	L	
37	2-14 NYA	4-5	L	
38	2-16 @ BOS	2-3	L	
39	2-18 CHI	2-1*	W	
40	2-23 TOR	2-1	W	
41	2-28 @ CHI	3-4	L	
42	3-4 @ DET	1-2	L	
43	3-7 BOS	0-1	L	
44	3-9 @ NYA	8-7*	W	
45	3-11 DET	2-4	L	
46	3-13 @ MTL	0-1	L	
47	3-16 CHI	3-4	L	
48	3-21 MTL	3-1	W	

1937-38				
GAME DATE	OPPONENT	SCORE	RESULT	
1	11-7 @ DET	3-0	W	
2	11-11 CHI	1-3	L	
3	11-14 @ BOS	2-3	L	
4	11-16 NYA	1-0	W	
5	11-20 @ MTLM	3-0	W	
6	11-21 MTLM	3-3	T	
7	11-25 TOR	1-3	L	
8	11-27 @ MTL	1-2	L	
9	12-2 @ CHI	1-2	L	
10	12-5 BOS	4-0	W	
11	12-11 @ TOR	6-3	W	
12	12-12 @ DET	5-2	W	
13	12-14 DET	3-1	W	
14	12-16 @ NYA	2-0	W	
15	12-19 MTL	2-2	T	
16	12-23 @ MTLM	4-0	W	

1937-38 (CONT'D)				
GAME DATE	OPPONENT	SCORE	RESULT	
17	12-26 CHI	1-3	L	
18	12-28 @ BOS	2-3	L	
19	12-31 BOS	5-3	W	
20	1-4 NYA	5-5	T	
21	1-6 @ CHI	4-1	W	
22	1-8 @ TOR	2-3	L	
23	1-9 DET	4-1	W	
24	1-13 DET	3-3	T	
25	1-16 @ NYA	4-0	W	
26	1-18 MTL	3-1*	W	
27	1-23 MTLM	8-2	W	
28	1-25 @ BOS	3-2	W	
29	1-27 @ MTL	2-4	L	
30	1-30 @ CHI	2-2	T	
31	2-1 CHI	6-1	W	
32	2-6 TOR	2-1	W	

1937-38 (CONT'D)				
GAME DATE	OPPONENT	SCORE	RESULT	
33	2-10 @ DET	4-0	W	
34	2-12 @ MTLM	5-3	W	
35	2-13 MTLM	4-1	W	
36	2-17 BOS	2-3*	L	
37	2-20 @ BOS	2-3*	L	
38	2-22 MTL	1-2	L	
39	2-24 CHI	6-3	W	
40	2-26 @ TOR	4-2	W	
41	2-27 @ CHI	4-1	W	
42	3-3 DET	4-3	W	
43	3-6 @ NYA	1-3	L	
44	3-8 TOR	4-3	W	
45	3-13 BOS	1-2	L	
46	3-17 NYA	5-3	W	
47	3-19 @ MTL	1-1	T	
48	3-20 @ DET	3-4	L	

\*Overtime

# ALL-TIME RESULTS GAME-BY-GAME

1938-39

GAME DATE	OPPONENT	SCORE	RESULT
1 11-13	@ DET	4-3	W
2 11-15	DET	2-0	W
3 11-17	@ CHI	1-0	W
4 11-20	MTL	2-1	W
5 11-22	@ BOS	2-4	L
6 11-24	TOR	6-2	W
7 11-27	CHI	0-1	L
8 12-4	@ NYA	6-1	W
9 12-8	@ MTL	6-5	W
10 12-11	BOS	0-3	L
11 12-15	NYA	1-1	T
12 12-17	@ TOR	3-2	W
13 12-18	@ CHI	0-5	L
14 12-20	DET	6-2	W
15 12-22	@ MTL	5-2	W
16 12-25	@ BOS	1-0	W

1938-39 (CONT'D)

GAME DATE	OPPONENT	SCORE	RESULT
17 12-28	TOR	0-2	L
18 12-31	BOS	2-1*	W
19 1-2	DET	3-0	W
20 1-5	@ MTL	2-2	T
21 1-8	NYA	5-2	W
22 1-10	@ NYA	0-1*	L
23 1-12	CHI	6-0	W
24 1-15	@ CHI	1-1	T
25 1-19	@ DET	3-4	L
26 1-22	MTL	7-3	W
27 1-26	NYA	0-1	L
28 1-31	CHI	3-2	W
29 2-2	@ NYA	7-0	W
30 2-4	@ TOR	4-2	W
31 2-5	TOR	5-5	T
32 2-9	BOS	2-4	L

1938-39 (CONT'D)

GAME DATE	OPPONENT	SCORE	RESULT
33 2-12	@ BOS	3-2	W
34 2-16	@ NYA	2-1	W
35 2-18	@ TOR	1-2	L
36 2-21	DET	7-3	W
37 2-23	@ DET	4-2	W
38 2-25	@ MTL	1-1	T
39 2-26	MTL	0-3	L
40 3-2	CHI	1-3	L
41 3-5	@ BOS	3-5*	L
42 3-7	MTL	2-2	T
43 3-9	@ CHI	8-3	W
44 3-12	BOS	2-4	L
45 3-14	@ DET	2-3	L
46 3-16	@ NYA	11-5	W
47 3-18	@ TOR	1-2	L
48 3-19	TOR	6-2	W

1939-40

GAME DATE	OPPONENT	SCORE	RESULT
1 11-5	@ DET	1-1	T
2 11-11	@ TOR	1-1	T
3 11-12	TOR	0-1	L
4 11-16	CHI	2-3	L
5 11-18	@ NYA	3-1	W
6 11-19	MTL	1-2*	L
7 11-23	@ MTL	1-1	T
8 11-26	@ BOS	2-2	T
9 11-28	DET	4-1	W
10 11-30	@ CHI	7-2	W
11 12-2	NYA	1-1	T
12 12-10	BOS	3-2	W
13 12-14	DET	2-2	T
14 12-16	@ MTL	4-2	W
15 12-17	@ DET	0-0	T
16 12-19	MTL	5-2	W

1939-40 (CONT'D)

GAME DATE	OPPONENT	SCORE	RESULT
17 12-23	CHI	7-1	W
18 12-25	TOR	4-1	W
19 12-29	BOS	4-0	W
20 12-31	NYA	5-2	W
21 1-2	@ BOS	6-4	W
22 1-4	@ NYA	6-2	W
23 1-7	DET	3-0	W
24 1-11	CHI	5-3	W
25 1-13	@ TOR	4-1	W
26 1-14	@ CHI	1-2	L
27 1-18	@ MTL	1-0	W
28 1-21	BOS	4-2	W
29 1-23	@ NYA	5-3	W
30 1-25	TOR	3-0	W
31 1-28	NYA	4-2	W
32 2-1	@ DET	0-2	L

1939-40 (CONT'D)

GAME DATE	OPPONENT	SCORE	RESULT
33 2-4	MTL	9-0	W
34 2-6	@ BOS	2-6	L
35 2-8	TOR	2-1	W
36 2-10	@ TOR	4-4	T
37 2-11	@ CHI	0-3	L
38 2-15	DET	3-1	W
39 2-18	@ DET	0-2	L
40 2-22	@ NYA	0-1*	L
41 2-24	@ MTL	2-0	W
42 2-25	MTL	6-2	W
43 2-29	CHI	1-2	L
44 3-2	@ TOR	1-1	T
45 3-3	@ CHI	2-1	W
46 3-10	NYA	4-2	W
47 3-12	@ BOS	1-2	L
48 3-14	BOS	0-0	T

1940-41

GAME DATE	OPPONENT	SCORE	RESULT
1 11-2	@ TOR	4-1	W
2 11-10	@ DET	2-2	T
3 11-16	DET	3-3	T
4 11-19	NYA	3-2	W
5 11-23	BOS	1-2	L
6 11-26	TOR	2-4	L
7 11-28	@ NYA	1-2	L
8 11-30	MTL	6-1	W
9 12-1	@ CHI	1-4	L
10 12-5	@ MTL	3-2	W
11 12-8	DET	1-3	L
12 12-10	@ BOS	2-6	L
13 12-13	@ DET	2-3*	L
14 12-15	NYA	6-3	W
15 12-19	BOS	5-3	W
16 12-22	@ CHI	1-3*	L

1940-41 (CONT'D)

GAME DATE	OPPONENT	SCORE	RESULT
17 12-25	CHI	3-3	T
18 12-28	@ TOR	2-3	L
19 12-29	TOR	3-2	W
20 12-31	@ BOS	2-2	T
21 1-1	MTL	1-2	L
22 1-4	@ MTL	3-3	T
23 1-5	@ NYA	6-2	W
24 1-7	CHI	2-3	L
25 1-9	@ TOR	2-3*	L
26 1-12	NYA	3-1	W
27 1-14	DET	3-3	T
28 1-16	BOS	2-2	T
29 1-19	@ DET	2-1	W
30 1-21	@ BOS	3-4*	L
31 1-26	@ CHI	1-4	L
32 2-2	MTL	2-1	W

1940-41 (CONT'D)

GAME DATE	OPPONENT	SCORE	RESULT
33 2-4	@ NYA	2-2	T
34 2-6	CHI	6-2	W
35 2-9	@ CHI	2-1	W
36 2-11	@ MTL	2-6	L
37 2-13	BOS	3-5	L
38 2-15	@ TOR	3-4	L
39 2-16	TOR	1-4	L
40 2-18	@ NYA	5-2	W
41 2-23	CHI	4-1	W
42 2-25	@ BOS	2-0	W
43 2-27	MTL	5-2	W
44 3-1	@ MTL	3-1	W
45 3-2	@ DET	2-4*	L
46 3-4	DET	6-0	W
47 3-9	TOR	8-5	W
48 3-16	NYA	6-3	W

1941-42

GAME DATE	OPPONENT	SCORE	RESULT
1 11-1	@ TOR	4-3	W
2 11-9	@ DET	3-1	W
3 11-15	BOS	1-2	L
4 11-16	@ BOS	1-2	L
5 11-18	TOR	6-8	L
6 11-20	BRO	1-4	L
7 11-22	@ MTL	7-2	W
8 11-23	MTL	4-6	L
9 11-25	CHI	5-4*	W
10 11-29	DET	4-1	W
11 11-30	@ CHI	5-1	W
12 12-7	BOS	5-4	W
13 12-11	@ BRO	5-3	W
14 12-13	@ TOR	1-2	L
15 12-16	BRO	3-2*	W
16 12-18	@ CHI	1-5	L

1941-42 (CONT'D)

GAME DATE	OPPONENT	SCORE	RESULT
17 12-21	MTL	4-3*	W
18 12-23	@ BOS	2-3	L
19 12-25	CHI	5-2	W
20 12-27	@ MTL	4-2	W
21 12-28	@ DET	3-1	W
22 12-31	@ BRO	4-3	W
23 1-1	TOR	3-3	T
24 1-6	DET	3-2	W
25 1-13	BRO	9-2	W
26 1-17	@ MTL	2-6	L
27 1-18	MTL	5-4*	W
28 1-20	@ BOS	4-2	W
29 1-24	@ DET	3-2	W
30 1-25	DET	11-2	W
31 2-1	TOR	7-2	W
32 2-3	@ BRO	3-2*	W

1941-42 (CONT'D)

GAME DATE	OPPONENT	SCORE	RESULT
33 2-5	BOS	4-1	W
34 2-7	@ TOR	4-6	L
35 2-8	@ CHI	4-3	W
36 2-10	@ CHI	2-5	L
37 2-14	@ MTL	3-5	L
38 2-15	BRO	1-5	L
39 2-17	MTL	1-2*	L
40 2-22	CHI	3-2	W
41 2-24	@ BOS	4-3	W
42 2-26	DET	7-4	W
43 3-3	@ BRO	4-4	T
44 3-5	@ DET	2-5	L
45 3-7	@ TOR	2-4	L
46 3-8	TOR	2-0	W
47 3-12	BOS	1-2	L
48 3-15	@ CHI	5-1	W

\*Overtime

# ALL-TIME RESULTS GAME-BY-GAME

1942-43				
GAME DATE	OPPONENT	SCORE	RESULT	
1	10-31	@ TOR	2-7	L
2	11-5	@ DET	5-12	L
3	11-7	MTL	4-3*	W
4	11-8	@ MTL	4-10	L
5	11-10	CHI	5-3*	W
6	11-14	@ BOS	3-5	L
7	11-15	BOS	3-4	L
8	11-19	TOR	3-7	L
9	11-22	DET	4-4	T
10	11-26	@ CHI	2-1	W
11	11-28	@ TOR	6-8	L
12	11-29	BOS	3-2	W
13	12-3	@ CHI	1-3	L
14	12-6	@ BOS	4-5	L
15	12-13	MTL	3-7	L
16	12-17	BOS	3-7	L
17	12-19	@ MTL	1-1	T

1942-43 (CONT'D)				
GAME DATE	OPPONENT	SCORE	RESULT	
18	12-20	TOR	2-8	L
19	12-25	@ DET	3-1	W
20	12-27	TOR	3-1	W
21	12-29	@ BOS	5-3	W
22	12-31	DET	0-2	L
23	1-1	@ CHI	5-6	L
24	1-3	CHI	3-3	T
25	1-7	@ DET	2-2	T
26	1-10	MTL	4-7	L
27	1-14	DET	1-4	L
28	1-16	@ BOS	5-7	L
29	1-17	BOS	3-6	L
30	1-21	@ TOR	4-7	L
31	1-23	@ MTL	5-5	T
32	1-24	@ DET	0-7	L
33	1-28	@ CHI	1-10	L
34	1-31	BOS	2-7	L

1942-43 (CONT'D)				
GAME DATE	OPPONENT	SCORE	RESULT	
35	2-4	CHI	1-1	T
36	2-6	@ TOR	2-3	L
37	2-7	@ CHI	4-8	L
38	2-14	TOR	4-4	T
39	2-18	DET	4-5	L
40	2-20	@ MTL	1-6	L
41	2-21	MTL	6-1	W
42	2-25	CHI	7-4	W
43	2-27	@ DET	1-7	L
44	2-28	DET	1-5	L
45	3-2	@ TOR	4-0	W
46	3-4	MTL	2-7	L
47	3-7	TOR	5-5	T
48	3-14	CHI	7-5	W
49	3-16	@ BOS	5-11	L
50	3-18	@ MTL	3-6	L

1943-44				
GAME DATE	OPPONENT	SCORE	RESULT	
1	10-30	@ TOR	2-5	L
2	10-31	@ DET	3-8	L
3	11-2	@ MTL	1-2	L
4	11-6	CHI	4-4	L
5	11-7	TOR	3-7	L
6	11-13	BOS	2-6	L
7	11-14	@ CHI	5-10	L
8	11-18	DET	1-3	L
9	11-21	TOR	2-5	L
10	11-25	@ BOS	2-6	L
11	11-27	@ MTL	3-6	L
12	11-28	MTL	2-2	T
13	12-4	@ TOR	4-11	L
14	12-5	@ CHI	6-7	L
15	12-11	@ BOS	6-9	L
16	12-12	BOS	6-4	W
17	12-19	DET	6-2	W

1943-44 (CONT'D)				
GAME DATE	OPPONENT	SCORE	RESULT	
18	12-23	@ DET	3-5	L
19	12-25	@ TOR	5-3	W
20	12-26	CHI	7-6	W
21	12-31	TOR	0-4	L
22	1-2	BOS	3-13	L
23	1-6	DET	0-5	L
24	1-8	@ MTL	2-8	L
25	1-9	MTL	5-6	L
26	1-13	CHI	2-5	L
27	1-15	@ BOS	5-7	L
28	1-16	BOS	8-6	W
29	1-22	@ TOR	5-1	W
30	1-23	@ DET	0-15	L
31	1-27	@ CHI	4-6	L
32	1-30	MTL	3-5	L
33	2-3	@ DET	2-12	L
34	2-5	@ BOS	2-7	L

1943-44 (CONT'D)				
GAME DATE	OPPONENT	SCORE	RESULT	
35	2-6	CHI	4-4	T
36	2-10	DET	3-8	L
37	2-13	TOR	3-6	L
38	2-19	@ MTL	2-5	L
39	2-20	MTL	2-7	L
40	2-22	CHI	4-8	L
41	2-24	DET	3-3	T
42	2-27	@ CHI	2-4	L
43	3-2	@ DET	5-6	L
44	3-4	@ BOS	9-10	L
45	3-5	BOS	4-4	T
46	3-9	TOR	0-8	L
47	3-11	@ TOR	0-5	L
48	3-12	@ CHI	4-4	T
49	3-18	@ MTL	2-11	L
50	3-19	MTL	1-6	L

1944-45				
GAME DATE	OPPONENT	SCORE	RESULT	
1	10-28	@ TOR	1-2	L
2	11-1	@ CHI	3-8	L
3	11-2	@ DET	3-10	L
4	11-9	TOR	3-6	L
5	11-11	DET	5-2	W
6	11-12	BOS	5-5	T
7	11-18	DET	2-2	T
8	11-19	MTL	2-6	L
9	11-23	@ CHI	4-4	T
10	11-26	@ BOS	4-8	L
11	11-30	@ MTL	7-5	W
12	12-2	@ TOR	3-4	L
13	12-7	DET	2-3	L
14	12-10	CHI	1-1	T
15	12-12	@ BOS	5-7	L
16	12-17	MTL	1-4	L
17	12-20	@ CHI	3-1	W

1944-45 (CONT'D)				
GAME DATE	OPPONENT	SCORE	RESULT	
18	12-21	@ DET	3-11	L
19	12-24	CHI	3-3	T
20	12-27	TOR	2-8	L
21	12-30	@ MTL	1-4	L
22	12-31	BOS	3-2	W
23	1-4	DET	4-4	T
24	1-7	CHI	0-0	T
25	1-9	@ TOR	5-4	W
26	1-11	BOS	5-1	W
27	1-14	MTL	2-6	L
28	1-18	@ DET	3-7	L
29	1-20	@ MTL	2-5	L
30	1-21	@ BOS	3-14	L
31	1-24	@ CHI	4-3	W
32	1-27	@ TOR	0-3	L
33	1-28	TOR	0-7	L
34	2-4	@ BOS	3-3	T

1944-45 (CONT'D)				
GAME DATE	OPPONENT	SCORE	RESULT	
35	2-8	@ MTL	4-9	L
36	2-11	MTL	3-4	L
37	2-14	@ DET	2-4	L
38	2-15	CHI	6-2	W
39	2-17	@ BOS	1-6	L
40	2-18	BOS	2-1	W
41	2-22	DET	5-3	W
42	2-24	@ TOR	4-4	T
43	2-25	BOS	4-4	T
44	3-1	CHI	3-5	L
45	3-4	TOR	3-6	L
46	3-7	@ CHI	3-6	L
47	3-8	@ DET	3-7	L
48	3-10	@ MTL	3-7	L
49	3-11	MTL	5-11	L
50	3-18	TOR	6-5	W

1945-46				
GAME DATE	OPPONENT	SCORE	RESULT	
1	10-31	@ CHI	1-5	L
2	11-3	@ TOR	4-1	W
3	11-4	@ DET	1-4	L
4	11-8	CHI	4-5	L
5	11-10	DET	2-0	W
6	11-11	BOS	1-7	L
7	11-15	@ MTL	0-2	L
8	11-17	MTL	3-7	L
9	11-18	TOR	1-3	L
10	11-22	@ CHI	3-3	T
11	11-24	@ TOR	3-4	L
12	11-25	@ DET	4-1	W
13	11-28	@ BOS	1-5	L
14	12-1	@ MTL	3-4	L
15	12-9	TOR	2-1	W
16	12-13	CHI	4-7	L
17	12-16	MTL	2-4	L

1945-46 (CONT'D)				
GAME DATE	OPPONENT	SCORE	RESULT	
18	12-19	@ BOS	7-8	L
19	12-22	@ TOR	5-5	T
20	12-23	TOR	3-4	L
21	12-26	DET	2-3	L
22	12-30	CHI	3-2	W
23	12-31	MTL	0-0	T
24	1-3	@ DET	3-3	T
25	1-6	BOS	4-2	W
26	1-12	@ MTL	3-9	L
27	1-13	CHI	3-2	W
28	1-16	@ BOS	2-3	L
29	1-17	BOS	2-4	L
30	1-19	@ TOR	1-3	L
31	1-20	@ CHI	1-9	L
32	1-26	@ MTL	3-5	L
33	1-27	DET	5-2	W
34	2-3	TOR	6-6	T

1945-46 (CONT'D)				
GAME DATE	OPPONENT	SCORE	RESULT	
35	2-6	@ CHI	2-6	L
36	2-7	@ DET	2-4	L
37	2-10	CHI	2-2	T
38	2-14	BOS	2-2	T
39	2-16	@ BOS	6-2	W
40	2-17	MTL	4-5	L
41	2-21	DET	2-2	T
42	2-24	@ CHI	2-2	T
43	2-27	@ TOR	6-4	W
44	2-28	@ DET	1-4	L
45	3-3	TOR	2-5	L
46	3-6	@ MTL	3-7	L
47	3-10	DET	3-2	W
48	3-12	BOS	2-3	L
49	3-13	@ BOS	5-3	W
50	3-17	MTL	8-5	W

\*Overtime

# ALL-TIME RESULTS GAME-BY-GAME

1946-47					1946-47 (CONT'D)					1946-47 (CONT'D)				
GAME DATE	OPPONENT	SCORE	RESULT		GAME DATE	OPPONENT	SCORE	RESULT		GAME DATE	OPPONENT	SCORE	RESULT	
1	10-17	@ MTL	0-3	L	21	12-11	DET	1-1	T	41	2-1	@ MTL	1-2	L
2	10-20	@ DET	3-1	W	22	12-14	@ TOR	2-3	L	42	2-2	MTL	7-1	W
3	10-23	@ MTL	4-1	W	23	12-15	MTL	3-5	L	43	2-5	@ CHI	3-2	W
4	10-26	@ BOS	1-3	L	24	12-18	@ BOS	2-3	L	44	2-9	@ DET	2-5	L
5	10-30	@ BOS	3-3	T	25	12-22	TOR	1-3	L	45	2-12	@ BOS	1-10	L
6	11-2	DET	7-4	W	26	12-25	MTL	2-0	W	46	2-16	TOR	6-2	W
7	11-3	@ DET	1-3	L	27	12-28	@ DET	2-2	T	47	2-19	BOS	6-0	W
8	11-6	@ CHI	2-6	L	28	12-29	BOS	2-2	T	48	2-22	@ TOR	0-2	L
9	11-9	@ TOR	2-4	L	29	12-31	DET	4-5	L	49	2-23	DET	2-2	T
10	11-10	BOS	0-4	L	30	1-1	@ BOS	1-3	L	50	2-26	CHI	7-9	L
11	11-13	MTL	4-4	T	31	1-2	TOR	4-5	L	51	3-2	BOS	2-3	L
12	11-16	CHI	2-6	L	32	1-4	@ TOR	2-0	W	52	3-3	CHI	4-9	L
13	11-17	TOR	4-5	L	33	1-5	CHI	9-0	W	53	3-5	@ CHI	3-1	W
14	11-21	@ DET	1-3	L	34	1-8	BOS	1-3	L	54	3-9	TOR	2-4	L
15	11-23	@ MTL	3-2	W	35	1-12	TOR	3-2	W	55	3-12	DET	2-4	L
16	11-24	@ CHI	5-1	W	36	1-15	DET	4-3	W	56	3-15	@ MTL	0-1	L
17	11-27	@ BOS	2-5	L	37	1-18	@ MTL	2-6	L	57	3-16	MTL	3-4	L
18	12-1	@ CHI	2-1	W	38	1-19	CHI	5-3	W	58	3-19	@ DET	0-2	L
19	12-4	MTL	2-1	W	39	1-22	@ CHI	4-2	W	59	3-22	@ TOR	3-5	L
20	12-8	@ BOS	6-4	W	40	1-25	@ TOR	1-0	W	60	3-23	CHI	4-3	W

1947-48					1947-48 (CONT'D)					1947-48 (CONT'D)				
GAME DATE	OPPONENT	SCORE	RESULT		GAME DATE	OPPONENT	SCORE	RESULT		GAME DATE	OPPONENT	SCORE	RESULT	
1	10-16	@ MTL	2-1	W	21	12-13	@ TOR	4-1	W	41	2-1	CHI	2-2	T
2	10-19	@ BOS	1-3	L	22	12-14	DET	1-1	T	42	2-4	@ DET	4-4	T
3	10-22	@ TOR	1-3	L	23	12-17	BOS	5-2	W	43	2-7	@ TOR	0-3	L
4	10-29	BOS	1-3	L	24	12-21	MTL	3-4	L	44	2-8	@ CHI	2-2	T
5	11-1	DET	4-3	W	25	12-23	@ CHI	1-7	L	45	2-14	@ BOS	4-4	T
6	11-2	TOR	7-4	W	26	12-25	@ DET	2-0	W	46	2-15	TOR	4-4	T
7	11-6	@ DET	1-2	L	27	12-28	TOR	1-1	T	47	2-18	DET	1-3	L
8	11-8	@ TOR	2-7	L	28	12-31	BOS	7-3	W	48	2-22	BOS	4-1	W
9	11-9	@ CHI	5-8	L	29	1-1	@ BOS	1-4	L	49	2-25	CHI	4-7	L
10	11-12	BOS	2-8	L	30	1-3	@ TOR	5-5	T	50	2-29	MTL	5-3	W
11	11-15	CHI	3-5	L	31	1-4	CHI	1-4	L	51	3-2	TOR	1-0	W
12	11-16	MTL	4-2	W	32	1-7	@ DET	0-6	L	52	3-3	@ DET	2-4	L
13	11-19	@ DET	6-5	W	33	1-10	@ MTL	1-1	T	53	3-6	@ TOR	1-2	L
14	11-22	@ MTL	5-3	W	34	1-11	MTL	3-1	W	54	3-7	DET	2-2	T
15	11-30	@ CHI	6-2	W	35	1-14	CHI	4-2	W	55	3-10	@ BOS	3-6	L
16	12-3	TOR	1-4	L	36	1-18	TOR	2-2	T	56	3-13	@ MTL	2-3	L
17	12-6	@ BOS	5-5	T	37	1-21	DET	3-4	L	57	3-14	MTL	3-6	L
18	12-7	DET	3-1	W	38	1-25	@ BOS	4-6	L	58	3-16	BOS	2-6	L
19	12-10	MTL	4-4	T	39	1-28	@ CHI	3-2	W	59	3-17	@ CHI	5-2	W
20	12-11	@ MTL	4-2	W	40	1-31	@ MTL	4-2	W	60	3-21	CHI	3-4	L

1948-49					1948-49 (CONT'D)					1948-49 (CONT'D)				
GAME DATE	OPPONENT	SCORE	RESULT		GAME DATE	OPPONENT	SCORE	RESULT		GAME DATE	OPPONENT	SCORE	RESULT	
1	10-14	@ MTL	1-1	T	21	12-15	TOR	3-1	W	41	2-5	@ TOR	1-1	T
2	10-17	@ DET	0-7	L	22	12-18	@ TOR	3-3	T	42	2-6	@ CHI	2-0	W
3	10-24	@ BOS	1-4	L	23	12-19	MTL	3-2	W	43	2-9	@ DET	0-8	L
4	10-27	DET	2-3	L	24	12-23	@ CHI	3-2	W	44	2-10	CHI	1-3	L
5	10-31	BOS	2-0	W	25	12-25	@ MTL	2-0	W	45	2-12	@ BOS	2-4	L
6	11-6	@ TOR	3-3	T	26	12-26	CHI	1-2	L	46	2-13	TOR	0-3	L
7	11-7	@ CHI	2-4	L	27	12-31	BOS	2-2	T	47	2-16	DET	4-0	W
8	11-10	CHI	4-3	W	28	1-1	@ BOS	1-4	L	48	2-19	@ MTL	1-3	L
9	11-13	MTL	1-3	L	29	1-2	TOR	4-2	W	49	2-20	MTL	3-2	W
10	11-14	TOR	4-4	T	30	1-5	CHI	3-1	W	50	2-23	BOS	2-3	L
11	11-17	@ DET	4-4	T	31	1-9	MTL	1-1	T	51	2-27	DET	3-2	W
12	11-21	@ BOS	4-1	W	32	1-12	DET	1-4	L	52	3-2	@ CHI	2-5	L
13	11-25	@ CHI	4-6	L	33	1-15	@ TOR	1-2	L	53	3-5	@ TOR	1-7	L
14	11-27	@ TOR	0-3	L	34	1-16	TOR	4-0	W	54	3-6	TOR	3-4	L
15	11-30	CHI	2-4	L	35	1-19	BOS	2-5	L	55	3-9	@ BOS	1-8	L
16	12-4	@ MTL	1-3	L	36	1-20	@ MTL	1-2	L	56	3-12	@ MTL	0-3	L
17	12-5	DET	1-3	L	37	1-23	@ CHI	2-2	T	57	3-13	MTL	1-1	T
18	12-7	BOS	2-2	T	38	1-26	@ DET	5-1	W	58	3-15	BOS	2-4	L
19	12-11	@ DET	3-5	L	39	1-30	MTL	9-0	W	59	3-16	@ DET	2-6	L
20	12-12	DET	2-0	W	40	2-2	@ BOS	3-5	L	60	3-20	CHI	5-1	W

\*Overtime

# ALL-TIME RESULTS GAME-BY-GAME

1949-50

GAME	DATE	OPPONENT	SCORE	RESULT
1	10-15	@ MTL	1-3	L
2	10-16	@ BOS	2-2	T
3	10-19	@ DET	1-6	L
4	10-22	@ TOR	2-2	T
5	10-25	@ CHI	2-1	W
6	10-26	BOS	5-2	W
7	10-29	CHI	0-2	L
8	10-30	TOR	2-4	L
9	11-2	@ TOR	3-3	T
10	11-6	@ DET	0-7	L
11	11-9	MTL	2-2	T
12	11-12	MTL	3-5	L
13	11-13	DET	1-1	T
14	11-16	BOS	2-1	W
15	11-20	@ CHI	5-2	W
16	11-23	@ DET	3-4	L
17	11-26	@ MTL	1-5	L
18	11-27	@ BOS	1-1	T
19	11-30	MTL	5-2	W
20	12-3	@ TOR	0-2	L
21	12-4	CHI	4-0	W
22	12-7	CHI	2-1	W
23	12-10	@ DET	1-0	W
24	12-11	DET	2-1	W

1949-50 (CONT'D)

GAME	DATE	OPPONENT	SCORE	RESULT
25	12-14	@ CHI	3-5	L
26	12-17	@ BOS	3-1	W
27	12-18	TOR	0-2	L
28	12-21	MTL	4-1	W
29	12-24	@ MTL	0-0	T
30	12-25	TOR	3-1	W
31	12-28	CHI	5-2	W
32	12-31	BOS	4-1	W
33	1-1	@ BOS	0-6	L
34	1-4	DET	2-1	W
35	1-7	@ MTL	3-1	W
36	1-8	CHI	1-1	T
37	1-11	TOR	1-2	L
38	1-14	@ DET	2-4	L
39	1-15	DET	0-1	L
40	1-18	BOS	2-4	L
41	1-21	@ TOR	1-2	L
42	1-22	@ CHI	3-4	L
43	1-25	@ TOR	1-5	L
44	1-28	@ BOS	2-2	T
45	1-29	MTL	2-0	W
46	2-1	@ BOS	2-3	L
47	2-2	@ MTL	1-4	L
48	2-5	@ DET	5-5	T

1949-50 (CONT'D)

GAME	DATE	OPPONENT	SCORE	RESULT
49	2-9	@ CHI	5-3	W
50	2-12	DET	4-0	W
51	2-15	BOS	2-2	T
52	2-18	@ MTL	4-2	W
53	2-19	TOR	2-1	W
54	2-22	CHI	3-0	W
55	2-23	@ CHI	7-3	W
56	2-25	@ TOR	2-4	L
57	2-26	BOS	4-3	W
58	3-1	DET	2-5	L
59	3-4	@ BOS	1-5	L
60	3-5	TOR	5-2	W
61	3-8	@ CHI	4-2	W
62	3-9	DET	3-1	W
63	3-11	@ TOR	0-4	L
64	3-12	MTL	1-5	L
65	3-15	BOS	1-4	L
66	3-18	@ MTL	3-5	L
67	3-19	MTL	2-4	L
68	3-21	CHI	3-6	L
69	3-22	@ DET	7-8	L
70	3-26	TOR	5-3	W

1950-51

GAME	DATE	OPPONENT	SCORE	RESULT
1	10-11	@ DET	2-3	L
2	10-15	@ CHI	3-2	W
3	10-19	@ MTL	0-4	L
4	10-21	@ TOR	0-5	L
5	10-22	@ BOS	0-0	T
6	10-25	BOS	1-1	T
7	10-28	@ MTL	1-5	L
8	10-29	MTL	2-2	T
9	11-2	@ DET	2-2	T
10	11-4	@ TOR	2-2	T
11	11-5	@ CHI	1-3	L
12	11-8	TOR	3-5	L
13	11-11	@ MTL	1-1	T
14	11-12	CHI	1-4	L
15	11-15	BOS	3-4	L
16	11-18	@ TOR	4-5	L
17	11-19	DET	3-3	T
18	11-22	MTL	3-2	W
19	11-25	@ BOS	3-3	T
20	11-26	TOR	2-3	L
21	11-29	CHI	1-1	T
22	12-2	@ BOS	3-2	W
23	12-3	BOS	3-5	L
24	12-6	DET	0-9	L

1950-51 (CONT'D)

GAME	DATE	OPPONENT	SCORE	RESULT
25	12-9	@ DET	0-5	L
26	12-10	@ CHI	3-3	T
27	12-13	MTL	3-2	W
28	12-16	@ MTL	1-1	T
29	12-17	DET	3-3	T
30	12-20	BOS	4-4	T
31	12-24	CHI	6-1	W
32	12-25	@ DET	1-4	L
33	12-27	TOR	3-1	W
34	12-31	BOS	3-0	W
35	1-1	@ BOS	2-3	L
36	1-3	DET	5-3	W
37	1-6	@ TOR	4-2	W
38	1-7	CHI	3-2	W
39	1-10	MTL	0-3	L
40	1-13	@ DET	2-4	L
41	1-14	TOR	2-1	W
42	1-17	BOS	3-3	T
43	1-20	@ MTL	2-2	T
44	1-21	@ BOS	1-5	L
45	1-25	@ CHI	2-1	W
46	1-27	@ TOR	1-2	L
47	1-28	DET	5-3	W
48	2-1	@ DET	2-3	L

1950-51 (CONT'D)

GAME	DATE	OPPONENT	SCORE	RESULT
49	2-4	@ CHI	4-4	T
50	2-7	@ BOS	2-2	T
51	2-11	MTL	3-1	W
52	2-14	CHI	5-1	W
53	2-15	@ CHI	7-3	W
54	2-17	@ TOR	0-2	L
55	2-18	TOR	2-5	L
56	2-21	BOS	2-2	T
57	2-24	@ MTL	2-6	L
58	2-25	DET	6-2	W
59	3-1	@ CHI	4-1	W
60	3-3	@ BOS	3-3	T
61	3-4	MTL	2-2	T
62	3-7	CHI	3-1	W
63	3-10	@ DET	2-3	L
64	3-11	MTL	5-5	T
65	3-14	TOR	1-3	L
66	3-15	@ MTL	3-5	L
67	3-17	@ TOR	1-3	L
68	3-18	TOR	1-4	L
69	3-21	DET	1-4	L
70	3-25	CHI	5-2	W

1951-52

GAME	DATE	OPPONENT	SCORE	RESULT
1	10-14	@ CHI	2-3	L
2	10-18	@ MTL	2-3	L
3	10-20	@ TOR	3-2	W
4	10-21	@ BOS	1-1	T
5	10-24	BOS	1-3	L
6	10-28	MTL	2-1	W
7	10-29	@ MTL	1-6	L
8	11-1	@ CHI	2-4	L
9	11-3	@ TOR	2-1	W
10	11-4	@ DET	2-4	L
11	11-7	DET	4-4	T
12	11-11	CHI	3-2	W
13	11-14	TOR	2-2	T
14	11-17	@ MTL	2-3	L
15	11-18	DET	2-5	L
16	11-21	BOS	3-3	T
17	11-22	@ DET	1-2	L
18	11-25	MTL	2-1	W
19	11-27	@ BOS	1-1	T
20	11-28	CHI	6-3	W
21	12-1	@ TOR	2-8	L
22	12-2	@ CHI	4-6	L
23	12-5	BOS	2-3	L
24	12-9	TOR	7-2	W

1951-52 (CONT'D)

GAME	DATE	OPPONENT	SCORE	RESULT
25	12-11	@ BOS	2-4	L
26	12-12	BOS	6-3	W
27	12-15	@ TOR	1-4	L
28	12-16	DET	1-3	L
29	12-19	MTL	4-2	W
30	12-23	CHI	3-2	W
31	12-25	@ DET	1-2	L
32	12-26	DET	1-0	W
33	12-29	@ MTL	2-7	L
34	12-30	TOR	2-2	T
35	1-1	@ BOS	4-2	W
36	1-2	DET	1-0	W
37	1-6	CHI	3-2	W
38	1-9	TOR	1-2	L
39	1-10	@ DET	2-5	L
40	1-13	MTL	2-2	T
41	1-16	CHI	4-6	L
42	1-17	@ CHI	6-6	T
43	1-20	@ DET	3-2	W
44	1-22	@ BOS	3-3	T
45	1-26	@ TOR	3-3	T
46	1-27	MTL	3-5	L
47	1-31	@ MTL	0-1	L
48	2-3	@ DET	3-4	L

1951-52 (CONT'D)

GAME	DATE	OPPONENT	SCORE	RESULT
49	2-7	@ CHI	3-1	W
50	2-9	@ BOS	4-2	W
51	2-10	TOR	3-4	L
52	2-13	BOS	6-2	W
53	2-16	@ MTL	1-5	L
54	2-17	MTL	3-2	W
55	2-19	@ TOR	3-3	T
56	2-20	DET	1-1	T
57	2-24	BOS	5-2	W
58	2-27	TOR	1-3	L
59	2-28	@ CHI	2-2	T
60	3-1	@ MTL	1-3	L
61	3-2	DET	4-6	L
62	3-4	@ BOS	1-4	L
63	3-6	@ CHI	5-3	W
64	3-9	MTL	0-2	L
65	3-12	CHI	10-2	W
66	3-15	@ TOR	2-5	L
67	3-16	TOR	2-4	L
68	3-19	BOS	6-4	W
69	3-20	@ DET	3-7	L
70	3-23	CHI	6-7	L

\*Overtime

# ALL-TIME RESULTS GAME-BY-GAME

1952-53				
GAME DATE	OPPONENT	SCORE	RESULT	
1	10-9 @ DET	3-5	L	
2	10-12 @ CHI	0-2	L	
3	10-16 @ MTL	1-3	L	
4	10-18 @ TOR	3-4	L	
5	10-19 @ BOS	2-2	T	
6	10-22 BOS	3-3	T	
7	10-26 DET	3-2	W	
8	10-29 CHI	1-3	L	
9	10-30 @ CHI	3-8	L	
10	11-1 @ MTL	1-4	L	
11	11-2 MTL	2-2	T	
12	11-5 @ TOR	1-4	L	
13	11-9 @ DET	1-3	L	
14	11-12 CHI	5-2	W	
15	11-13 @ CHI	2-6	L	
16	11-16 TOR	3-6	L	
17	11-19 DET	2-2	T	
18	11-23 MTL	2-2	T	
19	11-26 TOR	4-2	W	
20	11-27 @ BOS	1-3	L	
21	11-30 @ CHI	1-1	T	
22	12-3 CHI	3-5	L	
23	12-4 @ DET	3-5	L	
24	12-6 @ TOR	2-2	T	

1952-53 (CONT'D)				
GAME DATE	OPPONENT	SCORE	RESULT	
25	12-7 MTL	2-2	T	
26	12-10 BOS	1-4	L	
27	12-14 TOR	2-2	T	
28	12-17 BOS	5-0	W	
29	12-18 @ MTL	2-6	L	
30	12-20 @ DET	1-1	T	
31	12-21 DET	2-5	L	
32	12-25 @ BOS	2-1	W	
33	12-28 CHI	3-6	L	
34	12-31 TOR	3-3	T	
35	1-4 BOS	5-2	W	
36	1-7 CHI	4-6	L	
37	1-8 @ MTL	4-4	T	
38	1-11 MTL	7-0	W	
39	1-14 DET	3-2	W	
40	1-17 @ TOR	0-1	L	
41	1-18 @ CHI	0-2	L	
42	1-22 @ DET	8-2	W	
43	1-24 @ BOS	0-9	L	
44	1-25 @ BOS	2-1	W	
45	1-28 MTL	1-2	L	
46	1-29 @ MTL	2-5	L	
47	1-31 @ TOR	0-4	L	
48	2-1 @ CHI	1-0	W	

1952-53 (CONT'D)				
GAME DATE	OPPONENT	SCORE	RESULT	
49	2-5 @ DET	3-3	T	
50	2-8 MTL	1-1	T	
51	2-11 DET	2-2	T	
52	2-14 @ BOS	4-5	L	
53	2-15 TOR	1-2	L	
54	2-18 BOS	4-2	W	
55	2-19 @ CHI	4-2	W	
56	2-21 @ MTL	1-4	L	
57	2-22 DET	1-2	L	
58	2-25 BOS	2-1	W	
59	2-28 @ TOR	0-3	L	
60	3-1 TOR	4-2	W	
61	3-4 CHI	1-4	L	
62	3-5 @ DET	1-7	L	
63	3-7 @ BOS	2-1	W	
64	3-8 MTL	4-3	W	
65	3-11 DET	0-2	L	
66	3-14 @ MTL	2-3	L	
67	3-15 TOR	1-1	T	
68	3-18 BOS	1-2	L	
69	3-21 @ TOR	0-5	L	
70	3-22 CHI	1-3	L	

1953-54				
GAME DATE	OPPONENT	SCORE	RESULT	
1	10-8 @ DET	1-4	L	
2	10-11 @ CHI	5-3	W	
3	10-15 @ MTL	1-6	L	
4	10-17 @ TOR	1-1	T	
5	10-18 @ BOS	2-3	L	
6	10-22 BOS	4-3	W	
7	10-25 MTL	1-2	L	
8	10-28 CHI	1-6	L	
9	10-31 @ TOR	1-4	L	
10	11-1 TOR	2-2	T	
11	11-5 @ MTL	3-4	L	
12	11-7 @ CHI	3-1	W	
13	11-8 @ DET	2-2	T	
14	11-11 CHI	3-2	W	
15	11-14 DET	2-3	L	
16	11-15 @ DET	1-4	L	
17	11-18 CHI	3-1	W	
18	11-21 @ TOR	0-1	L	
19	11-22 DET	2-3	L	
20	11-25 BOS	5-3	W	
21	11-26 @ BOS	2-5	L	
22	11-29 MTL	2-1	W	
23	12-2 CHI	3-3	T	
24	12-3 @ DET	0-4	L	

1953-54 (CONT'D)				
GAME DATE	OPPONENT	SCORE	RESULT	
25	12-5 @ CHI	1-2	L	
26	12-6 TOR	3-3	T	
27	12-9 DET	3-3	T	
28	12-12 @ MTL	2-7	L	
29	12-13 TOR	1-2	L	
30	12-16 BOS	4-3	W	
31	12-19 @ TOR	2-3	L	
32	12-20 MTL	3-1	W	
33	12-23 DET	2-1	W	
34	12-26 @ MTL	0-2	L	
35	12-27 CHI	1-4	L	
36	12-29 BOS	2-6	L	
37	1-1 @ BOS	2-1	W	
38	1-3 MTL	4-3	W	
39	1-6 CHI	4-3	W	
40	1-10 TOR	4-1	W	
41	1-13 DET	1-3	L	
42	1-14 @ CHI	2-0	W	
43	1-16 @ TOR	0-4	L	
44	1-17 @ DET	3-2	W	
45	1-20 BOS	8-3	W	
46	1-23 @ BOS	4-3	W	
47	1-24 @ BOS	1-2	L	
48	1-28 @ DET	3-3	T	

1953-54 (CONT'D)				
GAME DATE	OPPONENT	SCORE	RESULT	
49	1-30 @ MTL	2-1	W	
50	2-4 @ CHI	3-2	W	
51	2-6 @ MTL	3-4	L	
52	2-7 MTL	1-4	L	
53	2-10 DET	3-2	W	
54	2-13 @ BOS	0-1	L	
55	2-14 TOR	3-3	T	
56	2-17 BOS	2-1	W	
57	2-19 @ CHI	3-0	W	
58	2-21 TOR	6-1	W	
59	2-24 BOS	3-5	L	
60	2-27 @ MTL	0-5	L	
61	2-28 MTL	2-0	W	
62	3-3 @ TOR	3-3	T	
63	3-5 @ CHI	0-0	T	
64	3-7 TOR	0-4	L	
65	3-10 CHI	4-2	W	
66	3-11 @ BOS	0-1	L	
67	3-13 @ DET	5-2	W	
68	3-14 DET	2-0	W	
69	3-20 @ TOR	5-2	W	
70	3-21 MTL	1-3	L	

1954-55				
GAME DATE	OPPONENT	SCORE	RESULT	
1	10-9 @ DET	0-4	L	
2	10-10 @ CHI	2-1	W	
3	10-14 @ BOS	3-5	L	
4	10-16 @ TOR	4-2	W	
5	10-20 BOS	6-2	W	
6	10-23 @ MTL	1-7	L	
7	10-24 MTL	4-2	W	
8	10-27 DET	5-2	W	
9	10-30 @ TOR	1-3	L	
10	10-31 CHI	1-1	T	
11	11-4 @ CHI	1-3	L	
12	11-7 @ DET	0-1	L	
13	11-10 TOR	1-2	L	
14	11-13 CHI	3-5	L	
15	11-14 @ CHI	5-0	W	
16	11-17 BOS	2-2	T	
17	11-20 @ MTL	1-4	L	
18	11-21 TOR	2-2	T	
19	11-24 BOS	3-1	W	
20	11-25 @ BOS	2-2	T	
21	11-27 @ TOR	1-3	L	
22	11-28 MTL	4-1	W	
23	12-1 DET	1-6	L	
24	12-4 @ BOS	3-6	L	

1954-55 (CONT'D)				
GAME DATE	OPPONENT	SCORE	RESULT	
25	12-5 MTL	3-3	T	
26	12-8 CHI	1-2	L	
27	12-9 @ DET	2-3	L	
28	12-11 @ DET	1-4	L	
29	12-12 TOR	1-1	T	
30	12-15 DET	3-3	T	
31	12-16 @ MTL	1-5	L	
32	12-18 @ TOR	1-3	L	
33	12-19 TOR	3-3	T	
34	12-22 DET	2-2	T	
35	12-25 @ MTL	1-4	L	
36	12-26 CHI	4-4	T	
37	12-30 BOS	6-1	W	
38	1-1 @ BOS	0-4	L	
39	1-2 BOS	3-3	T	
40	1-5 CHI	2-3	L	
41	1-8 @ TOR	0-5	L	
42	1-9 MTL	1-7	L	
43	1-12 TOR	0-0	T	
44	1-14 @ CHI	6-2	W	
45	1-16 @ DET	0-3	L	
46	1-19 DET	2-0	W	
47	1-22 @ BOS	1-3	L	
48	1-23 @ BOS	2-0	W	

1954-55 (CONT'D)				
GAME DATE	OPPONENT	SCORE	RESULT	
49	1-27 @ DET	3-3	T	
50	1-29 @ TOR	3-1	W	
51	1-30 @ CHI	2-4	L	
52	2-5 @ MTL	1-3	L	
53	2-6 MTL	3-7	L	
54	2-9 CHI	2-2	T	
55	2-12 @ BOS	5-5	T	
56	2-13 MTL	4-1	W	
57	2-16 BOS	2-2	T	
58	2-19 @ MTL	2-10	L	
59	2-20 DET	0-5	L	
60	2-23 TOR	1-3	L	
61	2-25 @ CHI	2-2	T	
62	2-27 MTL	1-7	L	
63	3-2 BOS	1-2	L	
64	3-5 @ DET	2-6	L	
65	3-6 DET	1-2	L	
66	3-12 @ TOR	2-1	W	
67	3-13 CHI	5-2	W	
68	3-16 @ CHI	1-1	T	
69	3-19 @ MTL	2-4	L	
70	3-20 TOR	3-2	W	

\*Overtime



# ALL-TIME RESULTS GAME-BY-GAME

1955-56					1955-56 (CONT'D)					1955-56 (CONT'D)				
GAME	DATE	OPPONENT	SCORE	RESULT	GAME	DATE	OPPONENT	SCORE	RESULT	GAME	DATE	OPPONENT	SCORE	RESULT
1	10-7	@ CHI	7-4	W	25	12-7	TOR	3-1	W	49	2-4	@ BOS	1-7	L
2	10-9	@ DET	3-2	W	26	12-10	@ TOR	1-6	L	50	2-5	MTL	3-3	T
3	10-15	@ MTL	1-4	L	27	12-11	@ DET	0-2	L	51	2-8	BOS	3-3	T
4	10-16	@ BOS	1-4	L	28	12-14	CHI	1-4	L	52	2-11	@ TOR	0-5	L
5	10-19	TOR	6-2	W	29	12-15	@ MTL	0-2	L	53	2-12	DET	2-1	W
6	10-22	@ TOR	2-3	L	30	12-18	TOR	4-1	W	54	2-14	@ DET	3-5	L
7	10-23	CHI	5-4	W	31	12-21	BOS	3-3	T	55	2-15	CHI	6-1	W
8	10-26	DET	6-2	W	32	12-25	MTL	5-1	W	56	2-18	@ MTL	4-9	L
9	10-29	BOS	0-1	L	33	12-29	CHI	2-4	L	57	2-19	BOS	0-3	L
10	11-3	@ DET	1-1	T	34	12-31	BOS	6-2	W	58	2-22	TOR	2-4	L
11	11-5	@ TOR	3-0	W	35	1-1	@ BOS	4-2	W	59	2-23	@ MTL	2-5	L
12	11-6	@ CHI	4-2	W	36	1-4	DET	5-4	W	60	2-26	DET	3-2	W
13	11-9	MTL	1-1	T	37	1-8	CHI	3-5	L	61	2-28	@ DET	1-4	L
14	11-10	@ BOS	1-5	L	38	1-11	MTL	6-1	W	62	2-29	BOS	4-2	W
15	11-13	TOR	4-1	W	39	1-12	@ DET	0-6	L	63	3-3	@ BOS	2-5	L
16	11-16	DET	3-3	T	40	1-14	@ TOR	6-5	W	64	3-4	CHI	3-2	W
17	11-19	@ MTL	1-6	L	41	1-15	@ CHI	2-0	W	65	3-8	@ CHI	6-4	W
18	11-20	MTL	1-1	T	42	1-17	@ CHI	2-2	T	66	3-10	@ TOR	2-5	L
19	11-23	BOS	4-0	W	43	1-21	@ MTL	1-3	L	67	3-11	TOR	4-2	W
20	11-24	@ BOS	5-0	W	44	1-22	@ BOS	1-3	L	68	3-15	DET	2-2	T
21	11-27	MTL	3-3	T	45	1-26	@ DET	2-3	L	69	3-17	@ MTL	2-7	L
22	11-30	CHI	6-1	W	46	1-28	@ TOR	3-1	W	70	3-18	MTL	1-3	L
23	12-2	@ CHI	2-1	W	47	1-29	@ CHI	6-2	W					
24	12-4	DET	7-3	W	48	2-1	TOR	5-2	W					

1956-57					1956-57 (CONT'D)					1956-57 (CONT'D)				
GAME	DATE	OPPONENT	SCORE	RESULT	GAME	DATE	OPPONENT	SCORE	RESULT	GAME	DATE	OPPONENT	SCORE	RESULT
1	10-12	@ CHI	3-0	W	25	12-9	DET	4-2	W	49	2-3	@ BOS	1-4	L
2	10-14	@ DET	1-2	L	26	12-13	@ DET	1-2	L	50	2-6	BOS	3-2	W
3	10-17	BOS	2-0	W	27	12-15	@ TOR	1-2	L	51	2-7	@ CHI	4-4	T
4	10-20	@ MTL	0-5	L	28	12-16	MTL	4-2	W	52	2-9	@ TOR	4-4	T
5	10-21	CHI	4-1	W	29	12-21	@ CHI	3-2	W	53	2-10	MTL	5-4	W
6	10-24	MTL	3-2	W	30	12-23	TOR	1-3	L	54	2-14	@ DET	2-3	L
7	10-28	TOR	1-1	T	31	12-25	@ DET	1-8	L	55	2-16	@ MTL	2-1	W
8	10-31	@ TOR	2-7	L	32	12-27	CHI	3-2	W	56	2-17	TOR	3-2	W
9	11-4	@ BOS	1-4	L	33	12-29	@ MTL	3-6	L	57	2-20	BOS	5-2	W
10	11-7	BOS	2-4	L	34	12-31	DET	0-1	L	58	2-23	@ MTL	1-4	L
11	11-8	@ MTL	2-4	L	35	1-1	@ BOS	3-5	L	59	2-24	MTL	4-3	W
12	11-10	DET	4-6	L	36	1-5	CHI	4-1	W	60	2-27	CHI	6-6	T
13	11-14	MTL	3-5	L	37	1-6	MTL	2-3	L	61	3-2	@ BOS	3-2	W
14	11-17	BOS	4-4	T	38	1-9	TOR	3-4	L	62	3-3	DET	1-1	T
15	11-18	@ CHI	2-2	T	39	1-11	@ CHI	7-4	W	63	3-7	@ CHI	2-2	T
16	11-21	TOR	3-3	T	40	1-12	@ DET	5-4	W	64	3-9	@ TOR	2-1	W
17	11-22	@ BOS	4-3	W	41	1-13	DET	2-3	L	65	3-10	DET	4-1	W
18	11-24	@ MTL	1-6	L	42	1-19	@ MTL	0-5	L	66	3-13	BOS	1-2	L
19	11-25	MTL	1-1	T	43	1-20	@ DET	2-5	L	67	3-16	@ TOR	1-14	L
20	11-28	BOS	2-1	W	44	1-23	@ TOR	4-4	T	68	3-17	TOR	3-5	L
21	11-29	@ DET	1-4	L	45	1-26	@ BOS	5-3	W	69	3-23	@ BOS	4-2	W
22	12-2	TOR	4-2	W	46	1-27	@ CHI	3-2	W	70	3-24	CHI	4-4	T
23	12-5	CHI	2-2	T	47	1-30	CHI	2-7	L					
24	12-8	@ TOR	0-0	T	48	2-2	DET	4-5	L					

1957-58					1957-58 (CONT'D)					1957-58 (CONT'D)				
GAME	DATE	OPPONENT	SCORE	RESULT	GAME	DATE	OPPONENT	SCORE	RESULT	GAME	DATE	OPPONENT	SCORE	RESULT
1	10-10	@ DET	3-2	W	25	12-1	@ DET	5-1	W	49	1-29	BOS	1-1	T
2	10-12	@ MTL	2-2	T	26	12-4	CHI	0-2	L	50	2-1	CHI	3-2	W
3	10-13	@ BOS	1-3	L	27	12-7	@ TOR	3-3	T	51	2-2	@ BOS	3-4	L
4	10-16	BOS	2-6	L	28	12-8	TOR	1-2	L	52	2-8	@ DET	5-2	W
5	10-20	CHI	6-1	W	29	12-12	@ MTL	2-3	L	53	2-9	MTL	1-3	L
6	10-23	TOR	3-0	W	30	12-14	@ DET	4-4	T	54	2-14	@ CHI	3-1	W
7	10-26	@ TOR	0-3	L	31	12-15	DET	4-2	W	55	2-16	BOS	3-2	W
8	10-27	MTL	4-1	W	32	12-18	MTL	5-4	W	56	2-19	CHI	3-2	W
9	10-30	DET	0-4	L	33	12-19	@ BOS	3-3	T	57	2-22	@ MTL	2-2	T
10	10-31	@ BOS	3-0	W	34	12-21	@ MTL	4-2	W	58	2-23	TOR	4-2	W
11	11-2	BOS	5-0	W	35	12-22	TOR	5-2	W	59	2-26	CHI	4-3	W
12	11-3	@ CHI	3-2	W	36	12-25	CHI	1-3	L	60	3-1	@ TOR	5-4	W
13	11-5	@ DET	1-1	T	37	12-28	@ TOR	1-6	L	61	3-2	DET	4-4	T
14	11-6	@ TOR	4-2	W	38	12-29	MTL	3-4	L	62	3-8	@ MTL	3-2	W
15	11-9	@ CHI	0-5	L	39	1-4	BOS	4-7	L	63	3-9	DET	2-4	L
16	11-13	CHI	2-2	T	40	1-5	MTL	0-4	L	64	3-11	@ DET	2-2	T
17	11-16	@ MTL	4-2	W	41	1-8	TOR	5-5	T	65	3-12	@ CHI	3-2	W
18	11-17	MTL	4-2	W	42	1-11	@ MTL	3-9	L	66	3-15	@ BOS	4-0	W
19	11-20	DET	1-1	T	43	1-12	DET	2-3	L	67	3-16	MTL	2-3	L
20	11-22	@ CHI	4-2	W	44	1-16	@ BOS	3-2	W	68	3-19	BOS	1-1	T
21	11-24	TOR	1-5	L	45	1-18	@ CHI	3-2	W	69	3-22	@ TOR	7-0	W
22	11-27	BOS	2-5	L	46	1-19	@ DET	6-1	W	70	3-23	TOR	3-2	W
23	11-28	@ BOS	0-1	L	47	1-25	@ TOR	1-7	L					
24	11-30	DET	1-3	L	48	1-26	@ CHI	3-4	L					

\*Overtime

# ALL-TIME RESULTS GAME-BY-GAME

1958-59

GAME DATE	OPPONENT	SCORE	RESULT
1	10-8 @ CHI	1-1	T
2	10-11 @ BOS	4-4	T
3	10-12 @ DET	0-3	L
4	10-15 BOS	4-4	T
5	10-18 @ MTL	2-2	T
6	10-19 MTL	3-5	L
7	10-25 CHI	6-2	W
8	10-26 TOR	3-2	W
9	10-29 BOS	2-2	T
10	10-30 @ DET	1-4	L
11	11-1 @ TOR	3-4	L
12	11-2 DET	1-2	L
13	11-4 @ CHI	2-4	L
14	11-8 @ MTL	6-5	W
15	11-9 @ BOS	5-1	W
16	11-15 BOS	4-2	W
17	11-16 MTL	2-1	W
18	11-19 TOR	7-4	W
19	11-22 @ TOR	2-2	T
20	11-23 DET	1-3	L
21	11-26 MTL	5-3	W
22	11-27 @ BOS	1-3	L
23	11-29 BOS	1-3	L
24	11-30 @ CHI	2-2	T

1958-59 (CONT'D)

GAME DATE	OPPONENT	SCORE	RESULT
25	12-3 CHI	4-2	W
26	12-6 @ MTL	0-6	L
27	12-7 TOR	0-2	L
28	12-10 DET	1-2	L
29	12-13 @ TOR	4-4	T
30	12-14 CHI	3-3	T
31	12-18 @ DET	2-0	W
32	12-21 TOR	5-1	W
33	12-25 @ MTL	1-4	L
34	12-28 MTL	5-3	W
35	12-31 BOS	4-3	W
36	1-1 @ BOS	5-2	W
37	1-3 @ MTL	1-5	L
38	1-4 TOR	2-4	L
39	1-7 CHI	0-4	L
40	1-10 DET	3-3	T
41	1-11 @ CHI	4-3	W
42	1-14 @ TOR	3-2	W
43	1-17 @ CHI	1-7	L
44	1-18 @ DET	4-2	W
45	1-24 @ MTL	1-3	L
46	1-26 @ BOS	8-3	W
47	1-28 CHI	1-3	L
48	1-31 @ TOR	5-2	W

1958-59 (CONT'D)

GAME DATE	OPPONENT	SCORE	RESULT
49	2-1 DET	5-4	W
50	2-5 @ DET	5-0	W
51	2-7 CHI	3-6	L
52	2-8 @ BOS	1-4	L
53	2-11 BOS	3-5	L
54	2-12 @ DET	0-1	L
55	2-15 MTL	1-5	L
56	2-18 @ CHI	2-4	L
57	2-21 @ TOR	1-1	T
58	2-22 MTL	5-1	W
59	2-25 DET	6-3	W
60	2-28 @ MTL	1-6	L
61	3-1 TOR	1-1	T
62	3-7 @ CHI	6-1	W
63	3-8 DET	4-2	W
64	3-11 CHI	3-5	L
65	3-12 @ BOS	4-5	L
66	3-14 @ TOR	0-5	L
67	3-15 TOR	5-6	L
68	3-18 BOS	3-5	L
69	3-21 @ DET	5-2	W
70	3-22 MTL	2-4	L

1959-60

GAME DATE	OPPONENT	SCORE	RESULT
1	10-7 @ CHI	2-5	L
2	10-10 @ BOS	4-6	L
3	10-11 @ DET	2-4	L
4	10-14 BOS	3-4	L
5	10-17 @ MTL	4-2	W
6	10-18 MTL	5-6	L
7	10-21 TOR	2-3	L
8	10-24 @ TOR	1-1	T
9	10-25 CHI	3-1	W
10	10-28 DET	3-3	T
11	11-1 MTL	1-3	L
12	11-4 @ TOR	1-4	L
13	11-5 @ MTL	2-8	L
14	11-8 @ DET	3-3	T
15	11-11 BOS	6-3	W
16	11-14 DET	0-4	L
17	11-15 TOR	2-2	T
18	11-18 @ CHI	3-5	L
19	11-22 DET	3-5	L
20	11-25 BOS	3-3	T
21	11-26 @ BOS	3-4	L
22	11-28 @ CHI	2-6	L
23	11-29 CHI	2-2	T
24	12-3 @ MTL	7-4	W

1959-60 (CONT'D)

GAME DATE	OPPONENT	SCORE	RESULT
25	12-5 @ TOR	3-6	L
26	12-6 TOR	6-0	W
27	12-12 @ BOS	4-3	W
28	12-13 BOS	4-3	W
29	12-19 @ MTL	3-5	L
30	12-20 MTL	6-5	W
31	12-23 CHI	0-3	L
32	12-25 @ DET	5-2	W
33	12-26 @ TOR	0-4	L
34	12-27 TOR	3-6	L
35	12-29 BOS	3-4	L
36	1-1 @ BOS	3-7	L
37	1-3 MTL	8-3	W
38	1-6 CHI	1-2	L
39	1-9 DET	3-3	T
40	1-10 @ DET	4-3	W
41	1-14 @ BOS	0-6	L
42	1-16 @ TOR	1-3	L
43	1-17 @ CHI	1-3	L
44	1-21 @ MTL	2-11	L
45	1-23 @ CHI	1-2	L
46	1-24 @ DET	2-2	T
47	1-27 MTL	2-2	T
48	1-30 @ TOR	2-3	L

1959-60 (CONT'D)

GAME DATE	OPPONENT	SCORE	RESULT
49	1-31 DET	3-3	T
50	2-3 TOR	2-4	L
51	2-4 @ DET	3-1	W
52	2-6 CHI	1-5	L
53	2-7 MTL	4-1	W
54	2-10 @ CHI	1-5	L
55	2-14 @ BOS	0-3	L
56	2-17 CHI	1-5	L
57	2-20 @ MTL	3-3	T
58	2-21 BOS	7-2	W
59	2-24 DET	2-2	T
60	2-27 @ MTL	2-3	L
61	2-28 TOR	3-5	L
62	3-5 @ CHI	0-5	L
63	3-6 DET	3-1	W
64	3-9 CHI	1-1	T
65	3-10 @ BOS	3-3	T
66	3-12 @ TOR	4-1	W
67	3-13 TOR	2-2	T
68	3-16 BOS	2-3	L
69	3-19 @ DET	3-6	L
70	3-20 MTL	3-1	W

1960-61

GAME DATE	OPPONENT	SCORE	RESULT
1	10-5 BOS	2-1	W
2	10-8 @ TOR	5-2	W
3	10-9 @ CHI	2-3	L
4	10-11 MTL	2-3	L
5	10-15 @ MTL	4-8	L
6	10-16 TOR	2-7	L
7	10-19 CHI	2-0	W
8	10-23 MTL	2-4	L
9	10-26 DET	4-3	W
10	10-27 @ BOS	4-6	L
11	10-30 TOR	1-3	L
12	11-2 @ CHI	4-4	T
13	11-5 @ TOR	3-7	L
14	11-6 @ DET	2-5	L
15	11-9 DET	3-4	L
16	11-10 @ MTL	7-9	L
17	11-13 MTL	1-2	L
18	11-16 BOS	4-3	W
19	11-20 DET	3-4	L
20	11-23 BOS	6-3	W
21	11-24 @ BOS	5-3	W
22	11-27 CHI	3-3	T
23	12-3 @ TOR	2-5	L
24	12-4 @ DET	4-1	W

1960-61 (CONT'D)

GAME DATE	OPPONENT	SCORE	RESULT
25	12-7 DET	1-3	L
26	12-10 @ BOS	3-0	W
27	12-11 BOS	2-2	T
28	12-14 @ CHI	0-4	L
29	12-15 @ DET	1-1	T
30	12-17 @ MTL	0-2	L
31	12-18 TOR	2-3	L
32	12-21 CHI	2-2	T
33	12-25 MTL	4-1	W
34	12-28 DET	3-4	L
35	12-31 @ TOR	1-2	L
36	1-1 TOR	1-4	L
37	1-4 CHI	2-3	L
38	1-7 @ MTL	3-6	L
39	1-8 MTL	4-2	W
40	1-12 @ BOS	4-4	T
41	1-14 @ DET	2-2	T
42	1-15 @ CHI	3-1	W
43	1-18 @ TOR	4-4	T
44	1-21 @ CHI	3-5	L
45	1-22 @ DET	5-3	W
46	1-25 BOS	2-1	W
47	1-29 TOR	1-4	L
48	2-1 CHI	3-1	W

1960-61 (CONT'D)

GAME DATE	OPPONENT	SCORE	RESULT
49	2-2 @ MTL	5-7	L
50	2-4 @ BOS	2-1	W
51	2-5 BOS	5-2	W
52	2-8 @ TOR	3-5	L
53	2-9 @ DET	2-4	L
54	2-11 MTL	3-3	T
55	2-12 @ BOS	3-8	L
56	2-15 @ CHI	2-5	L
57	2-18 @ MTL	4-7	L
58	2-19 TOR	4-2	W
59	2-22 CHI	4-2	W
60	2-26 MTL	1-3	L
61	3-1 BOS	3-1	W
62	3-2 @ CHI	1-7	L
63	3-4 @ TOR	4-5	L
64	3-5 DET	8-3	W
65	3-8 CHI	3-4	L
66	3-9 @ MTL	1-6	L
67	3-12 DET	7-3	W
68	3-14 @ DET	2-5	L
69	3-15 @ BOS	2-6	L
70	3-19 TOR	2-2	T

\*Overtime

# ALL-TIME RESULTS GAME-BY-GAME

1961-62					1961-62 (CONT'D)					1961-62 (CONT'D)				
GAME	DATE	OPPONENT	SCORE	RESULT	GAME	DATE	OPPONENT	SCORE	RESULT	GAME	DATE	OPPONENT	SCORE	RESULT
1	10-11	@ BOS	6-2	W	25	12-6	CHI	3-8	L	49	2-3	@ TOR	1-4	L
2	10-12	BOS	6-3	W	26	12-7	@ DET	3-3	T	50	2-4	MTL	2-1	W
3	10-14	@ MTL	1-3	L	27	12-9	@ MTL	2-2	T	51	2-7	DET	2-2	T
4	10-15	TOR	2-1	W	28	12-10	TOR	2-3	L	52	2-10	CHI	2-1	W
5	10-18	MTL	2-5	L	29	12-16	@ TOR	2-4	L	53	2-11	@ BOS	5-3	W
6	10-19	@ CHI	4-2	W	30	12-17	@ CHI	1-3	L	54	2-14	@ CHI	3-4	L
7	10-21	@ DET	4-4	T	31	12-20	DET	6-1	W	55	2-15	@ DET	3-4	L
8	10-22	DET	4-5	L	32	12-23	CHI	7-3	W	56	2-17	@ TOR	3-5	L
9	10-25	CHI	1-1	T	33	12-25	@ DET	6-4	W	57	2-18	TOR	6-2	W
10	10-28	@ TOR	1-5	L	34	12-27	MTL	0-3	L	58	2-21	BOS	4-2	W
11	10-29	TOR	4-2	W	35	12-31	BOS	4-7	L	59	2-24	@ MTL	2-4	L
12	10-31	@ CHI	4-2	W	36	1-1	@ BOS	4-2	W	60	2-25	MTL	3-3	T
13	11-2	@ DET	0-1	L	37	1-3	@ CHI	1-2	L	61	2-28	BOS	2-2	T
14	11-4	@ MTL	3-3	T	38	1-6	@ MTL	1-5	L	62	3-3	@ TOR	1-3	L
15	11-8	BOS	4-4	T	39	1-7	TOR	3-4	L	63	3-4	DET	2-4	L
16	11-12	CHI	4-1	W	40	1-13	@ CHI	2-4	L	64	3-6	@ DET	5-4	W
17	11-18	MTL	4-4	T	41	1-14	@ DET	1-2	L	65	3-11	MTL	1-2	L
18	11-19	TOR	5-3	W	42	1-17	@ TOR	2-4	L	66	3-14	DET	3-2	W
19	11-22	DET	4-0	W	43	1-21	@ CHI	1-3	L	67	3-17	@ MTL	0-2	L
20	11-23	@ BOS	4-3	W	44	1-24	DET	0-3	L	68	3-18	TOR	2-2	T
21	11-25	@ TOR	0-6	L	45	1-27	@ MTL	1-5	L	69	3-22	@ BOS	4-3	W
22	11-26	MTL	2-2	T	46	1-28	CHI	0-3	L	70	3-25	CHI	4-1	W
23	12-2	@ BOS	1-3	L	47	1-31	BOS	5-0	W					
24	12-3	BOS	3-1	W	48	2-1	@ BOS	5-3	W					

1962-63					1962-63 (CONT'D)					1962-63 (CONT'D)				
GAME	DATE	OPPONENT	SCORE	RESULT	GAME	DATE	OPPONENT	SCORE	RESULT	GAME	DATE	OPPONENT	SCORE	RESULT
1	10-11	DET	1-2	L	25	12-8	@ BOS	3-3	T	49	2-3	BOS	4-6	L
2	10-13	@ MTL	3-6	L	26	12-9	BOS	2-4	L	50	2-6	MTL	6-3	W
3	10-14	TOR	5-3	W	27	12-12	@ CHI	3-4	L	51	2-9	CHI	3-3	T
4	10-17	CHI	1-5	L	28	12-13	@ DET	2-3	L	52	2-10	@ CHI	2-4	L
5	10-21	MTL	3-3	T	29	12-15	@ MTL	4-2	W	53	2-12	@ BOS	3-6	L
6	10-27	@ TOR	5-1	W	30	12-16	DET	5-2	W	54	2-16	@ TOR	2-4	L
7	10-28	CHI	3-5	L	31	12-22	@ TOR	2-4	L	55	2-17	TOR	4-1	W
8	10-30	@ CHI	3-5	L	32	12-23	CHI	1-3	L	56	2-20	BOS	3-3	T
9	11-1	@ DET	0-4	L	33	12-25	@ BOS	2-6	L	57	2-23	@ MTL	3-6	L
10	11-3	@ MTL	3-3	T	34	12-27	BOS	9-3	W	58	2-24	DET	2-3	L
11	11-4	@ BOS	4-3	W	35	12-30	MTL	4-4	T	59	2-26	@ DET	4-3	W
12	11-7	TOR	1-5	L	36	12-31	@ DET	1-1	T	60	2-28	@ CHI	6-1	W
13	11-10	@ TOR	3-5	L	37	1-2	TOR	3-2	W	61	3-2	@ TOR	3-4	L
14	11-11	DET	2-3	L	38	1-5	@ MTL	2-2	T	62	3-3	DET	2-3	L
15	11-14	BOS	6-2	W	39	1-6	MTL	0-6	L	63	3-6	CHI	5-2	W
16	11-17	CHI	3-4	L	40	1-12	@ CHI	1-3	L	64	3-9	@ MTL	5-2	W
17	11-18	TOR	3-1	W	41	1-13	@ DET	2-4	L	65	3-10	MTL	1-5	L
18	11-21	BOS	4-2	W	42	1-19	@ BOS	5-3	W	66	3-14	@ DET	4-9	L
19	11-22	@ BOS	7-1	W	43	1-20	@ CHI	2-6	L	67	3-17	TOR	1-2	L
20	11-24	@ TOR	1-4	L	44	1-23	CHI	3-3	T	68	3-20	BOS	5-1	W
21	11-25	MTL	1-3	L	45	1-26	@ MTL	4-2	W	69	3-21	@ BOS	2-2	T
22	11-29	@ DET	5-0	W	46	1-27	TOR	2-4	L	70	3-24	MTL	5-0	W
23	12-2	@ CHI	1-5	L	47	1-30	DET	1-6	L					
24	12-5	DET	3-3	T	48	2-2	@ TOR	2-2	T					

1963-64					1963-64 (CONT'D)					1963-64 (CONT'D)				
GAME	DATE	OPPONENT	SCORE	RESULT	GAME	DATE	OPPONENT	SCORE	RESULT	GAME	DATE	OPPONENT	SCORE	RESULT
1	10-9	@ CHI	1-3	L	25	12-8	BOS	2-2	T	49	2-2	MTL	4-2	W
2	10-12	@ MTL	2-6	L	26	12-11	CHI	2-6	L	50	2-5	BOS	2-3	L
3	10-16	DET	3-0	W	27	12-12	@ MTL	4-6	L	51	2-6	@ BOS	0-4	L
4	10-20	BOS	5-1	W	28	12-14	@ TOR	3-5	L	52	2-8	MTL	2-8	L
5	10-24	@ BOS	2-0	W	29	12-15	MTL	4-2	W	53	2-9	@ DET	2-4	L
6	10-26	@ TOR	4-6	L	30	12-18	DET	1-1	T	54	2-12	@ CHI	2-5	L
7	10-27	CHI	1-4	L	31	12-22	TOR	1-1	T	55	2-16	TOR	4-2	W
8	10-30	BOS	4-3	W	32	12-25	@ DET	3-4	L	56	2-19	CHI	2-7	L
9	10-31	@ DET	1-4	L	33	12-27	CHI	4-2	W	57	2-22	@ TOR	2-5	L
10	11-3	MTL	3-5	L	34	12-29	MTL	2-6	L	58	2-23	TOR	3-4	L
11	11-5	@ CHI	2-3	L	35	1-1	@ CHI	5-2	W	59	2-27	@ BOS	4-2	W
12	11-7	@ DET	0-1	L	36	1-4	DET	5-2	W	60	2-29	@ MTL	0-4	L
13	11-9	@ MTL	2-4	L	37	1-5	TOR	3-2	W	61	3-1	DET	2-2	T
14	11-14	TOR	4-5	L	38	1-9	@ BOS	5-3	W	62	3-4	CHI	4-3	W
15	11-16	@ TOR	4-5	L	39	1-12	@ DET	3-5	L	63	3-7	@ MTL	3-2	W
16	11-17	DET	5-2	W	40	1-15	@ TOR	5-4	W	64	3-8	MTL	0-0	T
17	11-20	BOS	1-1	T	41	1-18	@ CHI	1-6	L	65	3-11	BOS	3-5	L
18	11-24	TOR	3-3	T	42	1-19	@ DET	3-1	W	66	3-14	@ TOR	3-7	L
19	11-27	DET	3-2	W	43	1-22	BOS	6-4	W	67	3-15	TOR	1-3	L
20	11-28	@ BOS	3-5	L	44	1-23	@ MTL	2-4	L	68	3-17	@ CHI	0-4	L
21	11-30	CHI	2-3	L	45	1-25	@ TOR	1-1	T	69	3-19	@ DET	3-9	L
22	12-1	@ CHI	3-3	T	46	1-26	DET	3-2	W	70	3-22	MTL	1-2	L
23	12-5	@ MTL	2-4	L	47	1-30	@ BOS	3-1	W					
24	12-7	@ BOS	6-8	L	48	2-1	CHI	2-2	T					

\*Overtime

# ALL-TIME RESULTS GAME-BY-GAME

1964-65				
GAME DATE	OPPONENT	SCORE	RESULT	
1	10-12 @ BOS	6-2	W	
2	10-13 @ MTL	0-3	L	
3	10-17 @ MTL	2-2	T	
4	10-18 TOR	3-3	T	
5	10-21 DET	0-1	L	
6	10-24 @ TOR	1-1	T	
7	10-25 CHI	2-5	L	
8	10-28 BOS	3-1	W	
9	11-1 MTL	3-1	W	
10	11-3 @ CHI	1-2	L	
11	11-5 @ DET	1-3	L	
12	11-7 @ TOR	1-0	W	
13	11-11 BOS	4-2	W	
14	11-15 DET	2-6	L	
15	11-17 @ DET	2-1	W	
16	11-22 DET	3-3	T	
17	11-25 TOR	6-3	W	
18	11-26 @ BOS	1-6	L	
19	11-28 @ TOR	4-1	W	
20	11-29 MTL	2-5	L	
21	12-2 CHI	3-3	T	
22	12-5 @ BOS	3-3	T	
23	12-6 @ CHI	4-1	W	
24	12-9 CHI	1-6	L	

1964-65 (CONT'D)				
GAME DATE	OPPONENT	SCORE	RESULT	
25	12-12 @ MTL	1-7	L	
26	12-13 TOR	3-3	T	
27	12-16 DET	3-7	L	
28	12-19 @ TOR	3-6	L	
29	12-20 MTL	2-3	L	
30	12-23 @ MTL	0-2	L	
31	12-25 @ BOS	3-0	W	
32	12-26 BOS	0-2	L	
33	12-27 @ DET	1-3	L	
34	12-29 CHI	2-4	L	
35	1-1 @ CHI	1-2	L	
36	1-3 TOR	3-3	T	
37	1-6 BOS	5-2	W	
38	1-9 @ MTL	6-5	W	
39	1-10 TOR	0-6	L	
40	1-14 @ BOS	2-5	L	
41	1-16 @ CHI	6-3	W	
42	1-17 @ DET	4-2	W	
43	1-23 @ TOR	1-1	T	
44	1-24 @ CHI	2-7	L	
45	1-27 BOS	5-2	W	
46	1-30 @ MTL	1-5	L	
47	1-31 DET	1-4	L	
48	2-3 CHI	1-4	L	

1964-65 (CONT'D)				
GAME DATE	OPPONENT	SCORE	RESULT	
49	2-6 @ BOS	2-3	L	
50	2-7 BOS	8-3	W	
51	2-13 CHI	0-3	L	
52	2-14 @ DET	2-6	L	
53	2-17 @ CHI	4-5	L	
54	2-20 @ DET	2-3	L	
55	2-21 MTL	2-2	T	
56	2-24 @ MTL	1-6	L	
57	2-27 @ TOR	4-3	W	
58	2-28 TOR	6-2	W	
59	3-3 BOS	1-6	L	
60	3-4 @ BOS	4-3	W	
61	3-6 @ MTL	1-2	L	
62	3-7 DET	5-6	L	
63	3-10 CHI	1-1	T	
64	3-14 MTL	4-6	L	
65	3-19 DET	6-6	T	
66	3-20 @ TOR	1-4	L	
67	3-21 TOR	1-10	L	
68	3-23 @ CHI	3-2	W	
69	3-25 @ DET	4-7	L	
70	3-28 MTL	3-5	L	

1965-66				
GAME DATE	OPPONENT	SCORE	RESULT	
1	10-24 MTL	3-4	L	
2	10-27 @ MTL	3-4	L	
3	10-30 @ BOS	8-2	W	
4	11-3 TOR	2-2	T	
5	11-6 @ TOR	4-2	W	
6	11-7 DET	3-2	W	
7	11-10 BOS	2-2	T	
8	11-11 @ DET	3-3	T	
9	11-13 @ TOR	2-5	L	
10	11-14 @ CHI	4-2	W	
11	11-17 CHI	3-5	L	
12	11-20 @ MTL	3-9	L	
13	11-21 DET	3-3	T	
14	11-24 BOS	4-1	W	
15	11-25 @ BOS	2-6	L	
16	11-27 CHI	0-1	L	
17	11-28 TOR	2-4	L	
18	12-1 TOR	2-2	T	
19	12-4 @ MTL	3-4	L	
20	12-5 CHI	2-6	L	
21	12-8 @ CHI	2-2	T	
22	12-9 @ DET	3-7	L	
23	12-11 DET	2-4	L	
24	12-12 TOR	1-1	T	

1965-66 (CONT'D)				
GAME DATE	OPPONENT	SCORE	RESULT	
25	12-18 @ TOR	4-8	L	
26	12-19 MTL	3-2	W	
27	12-22 @ CHI	3-4	L	
28	12-23 @ DET	2-4	L	
29	12-25 @ BOS	2-4	L	
30	12-26 BOS	6-4	W	
31	12-29 CHI	0-3	L	
32	1-1 @ MTL	1-5	L	
33	1-2 MTL	3-6	L	
34	1-8 CHI	6-4	W	
35	1-9 BOS	1-3	L	
36	1-15 @ DET	4-4	T	
37	1-16 @ CHI	6-5	W	
38	1-19 @ TOR	2-6	L	
39	1-22 @ BOS	3-5	L	
40	1-23 @ DET	1-5	L	
41	1-26 DET	4-3	W	
42	1-29 @ MTL	2-6	L	
43	1-30 TOR	8-4	W	
44	2-2 @ CHI	3-4	L	
45	2-5 @ BOS	3-5	L	
46	2-6 MTL	0-4	L	
47	2-9 @ TOR	0-3	L	
48	2-10 @ DET	2-6	L	

1965-66 (CONT'D)				
GAME DATE	OPPONENT	SCORE	RESULT	
49	2-12 BOS	9-2	W	
50	2-13 @ CHI	1-6	L	
51	2-16 CHI	2-5	L	
52	2-19 @ TOR	3-1	W	
53	2-20 MTL	3-5	L	
54	2-23 DET	5-0	W	
55	2-26 @ MTL	3-4	L	
56	2-27 TOR	2-2	T	
57	3-2 BOS	5-3	W	
58	3-3 @ BOS	5-4	W	
59	3-6 DET	1-1	T	
60	3-9 CHI	1-0	W	
61	3-12 @ CHI	2-4	L	
62	3-13 MTL	3-2	W	
63	3-16 BOS	1-3	L	
64	3-19 @ MTL	2-6	L	
65	3-20 @ BOS	3-4	L	
66	3-23 @ TOR	1-2	L	
67	3-27 TOR	1-5	L	
68	3-31 @ DET	3-5	L	
69	4-2 @ TOR	3-3	T	
70	4-3 MTL	1-4	L	

1966-67				
GAME DATE	OPPONENT	SCORE	RESULT	
1	10-19 CHI	3-6	L	
2	10-22 @ TOR	4-4	T	
3	10-23 TOR	1-0	W	
4	10-27 @ DET	3-5	L	
5	10-29 @ MTL	0-3	L	
6	11-3 @ BOS	7-1	W	
7	11-5 @ TOR	1-3	L	
8	11-6 TOR	3-3	T	
9	11-8 @ CHI	1-3	L	
10	11-9 BOS	3-3	T	
11	11-12 @ MTL	6-3	W	
12	11-13 DET	5-2	W	
13	11-16 CHI	2-2	T	
14	11-19 @ BOS	3-3	T	
15	11-20 MTL	1-2	L	
16	11-23 BOS	5-4	W	
17	11-26 CHI	4-1	W	
18	11-27 TOR	5-0	W	
19	11-30 @ CHI	5-0	W	
20	12-3 @ BOS	2-2	T	
21	12-4 MTL	1-3	L	
22	12-7 BOS	4-2	W	
23	12-8 @ DET	4-2	W	
24	12-11 MTL	4-2	W	

1966-67 (CONT'D)				
GAME DATE	OPPONENT	SCORE	RESULT	
25	12-14 DET	4-1	W	
26	12-17 @ TOR	3-1	W	
27	12-18 @ DET	0-5	L	
28	12-21 BOS	5-1	W	
29	12-24 @ MTL	4-3	W	
30	12-25 @ CHI	1-0	W	
31	12-27 CHI	2-3	L	
32	12-29 DET	4-2	W	
33	12-31 @ MTL	0-3	L	
34	1-1 TOR	1-2	L	
35	1-4 @ TOR	1-1	T	
36	1-8 MTL	2-1	W	
37	1-12 @ BOS	3-0	W	
38	1-14 @ CHI	3-5	L	
39	1-15 @ DET	2-0	W	
40	1-21 @ BOS	2-6	L	
41	1-22 @ DET	2-7	L	
42	1-25 BOS	2-1	W	
43	1-28 @ MTL	2-3	L	
44	1-29 DET	2-4	L	
45	2-4 @ BOS	4-3	W	
46	2-5 TOR	4-1	W	
47	2-8 BOS	1-2	L	
48	2-11 @ DET	3-6	L	

1966-67 (CONT'D)				
GAME DATE	OPPONENT	SCORE	RESULT	
49	2-12 MTL	4-4	T	
50	2-15 @ TOR	0-6	L	
51	2-18 CHI	4-1	W	
52	2-19 @ CHI	3-2	W	
53	2-22 DET	1-0	W	
54	2-25 @ MTL	5-0	W	
55	2-26 TOR	2-4	L	
56	3-1 @ CHI	1-6	L	
57	3-4 @ BOS	4-4	T	
58	3-5 MTL	0-2	L	
59	3-8 DET	1-3	L	
60	3-11 @ TOR	2-2	T	
61	3-12 MTL	2-2	T	
62	3-15 CHI	1-3	L	
63	3-18 @ MTL	2-4	L	
64	3-19 BOS	3-1	W	
65	3-22 @ CHI	3-3	T	
66	3-23 @ DET	1-4	L	
67	3-26 TOR	4-0	W	
68	3-29 DET	10-5	W	
69	4-1 @ TOR	1-5	L	
70	4-2 CHI	0-8	L	

\*Overtime

# ALL-TIME RESULTS GAME-BY-GAME

## 1967-68

GAME	DATE	OPPONENT	SCORE	RESULT
1	10-11	@ CHI	6-3	W
2	10-15	@ DET	2-3	L
3	10-18	MTL	2-2	T
4	10-21	@ TOR	5-3	W
5	10-22	PIT	6-4	W
6	10-25	CHI	2-2	T
7	10-26	@ MTL	1-1	T
8	10-29	TOR	3-2	W
9	10-31	@ LAK	6-1	W
10	11-1	@ OAK	2-0	W
11	11-4	@ TOR	2-4	L
12	11-8	BOS	3-6	L
13	11-12	OAK	5-3	W
14	11-16	@ PHI	2-3	L
15	11-18	@ BOS	1-3	L
16	11-19	MIN	5-2	W
17	11-22	CHI	1-7	L
18	11-23	@ BOS	2-4	L
19	11-26	STL	1-0	W
20	11-29	DET	1-3	L
21	12-2	@ PIT	4-1	W
22	12-3	LAK	4-2	W
23	12-6	DET	3-3	T
24	12-7	@ BOS	1-3	L
25	12-9	@ DET	2-3	L

## 1967-68 (CONT'D)

GAME	DATE	OPPONENT	SCORE	RESULT
26	12-10	MTL	3-2	W
27	12-13	@ CHI	2-5	L
28	12-16	@ TOR	2-4	L
29	12-17	STL	5-3	W
30	12-20	DET	2-0	W
31	12-23	BOS	0-4	L
32	12-25	@ PHI	3-1	W
33	12-27	MIN	3-3	T
34	12-30	CHI	3-3	T
35	12-31	TOR	4-0	W
36	1-3	BOS	5-5	T
37	1-6	@ MTL	2-5	L
38	1-7	TOR	6-2	W
39	1-10	@ CHI	3-3	T
40	1-13	@ STL	3-1	W
41	1-17	@ CHI	4-2	W
42	1-19	@ LAK	2-5	L
43	1-20	@ OAK	3-0	W
44	1-24	BOS	2-1	W
45	1-27	@ STL	3-4	L
46	1-28	OAK	4-2	W
47	1-31	CHI	2-3	L
48	2-1	@ MTL	2-5	L
49	2-3	@ BOS	3-3	T
50	2-4	MTL	3-0	W

## 1967-68 (CONT'D)

GAME	DATE	OPPONENT	SCORE	RESULT
51	2-8	@ DET	3-2	W
52	2-10	@ PIT	2-2	T
53	2-11	DET	3-3	T
54	2-15	@ MIN	6-2	W
55	2-17	@ TOR	3-2	W
56	2-18	PHI	3-1	W
57	2-21	MTL	2-7	L
58	2-24	@ MTL	6-1	W
59	2-25	TOR	3-1	W
60	2-29	@ DET	4-2	W
61	3-2	PHI	4-0	W
62	3-3	CHI	4-0	W
63	3-6	@ DET	6-1	W
64	3-9	@ MIN	1-1	T
65	3-10	LAK	3-4	L
66	3-13	BOS	1-2	L
67	3-14	@ MTL	1-3	L
68	3-17	PIT	3-0	W
69	3-20	@ CHI	5-3	W
70	3-23	@ TOR	1-3	L
71	3-24	TOR	4-2	W
72	3-28	@ BOS	5-4	W
73	3-30	@ DET	3-1	W
74	3-31	MTL	4-2	W

## 1968-69

GAME	DATE	OPPONENT	SCORE	RESULT
1	10-13	@ CHI	2-5	L
2	10-16	PHI	3-1	W
3	10-17	@ DET	2-7	L
4	10-20	LAK	7-0	W
5	10-23	OAK	6-1	W
6	10-26	@ MIN	3-0	W
7	10-27	TOR	3-5	L
8	10-30	PIT	7-3	W
9	10-31	@ PHI	2-1	W
10	11-3	MIN	2-1	W
11	11-6	@ LAK	0-2	L
12	11-8	@ OAK	3-2	W
13	11-10	@ CHI	4-2	W
14	11-13	STL	1-3	L
15	11-16	@ PIT	2-1	W
16	11-17	MTL	3-2	W
17	11-20	LAK	4-2	W
18	11-23	@ BOS	1-5	L
19	11-24	OAK	3-2	W
20	11-27	CHI	2-4	L
21	11-30	@ BOS	4-1	W
22	12-1	TOR	3-1	W
23	12-4	@ MTL	4-2	W
24	12-5	@ DET	2-4	L
25	12-7	@ TOR	2-5	L
26	12-8	DET	2-5	L

## 1968-69 (CONT'D)

GAME	DATE	OPPONENT	SCORE	RESULT
27	12-11	BOS	2-2	T
28	12-14	@ MIN	1-4	L
29	12-15	PHI	1-3	L
30	12-18	CHI	1-3	L
31	12-21	@ STL	2-2	T
32	12-22	MIN	4-2	W
33	12-25	@ PHI	2-2	T
34	12-26	OAK	3-1	W
35	12-28	@ MTL	3-5	L
36	12-29	MTL	3-1	W
37	1-2	BOS	2-4	L
38	1-4	@ TOR	3-5	L
39	1-5	MIN	5-1	W
40	1-9	@ PHI	3-1	W
41	1-11	@ DET	2-3	L
42	1-14	@ LAK	1-3	L
43	1-17	@ OAK	3-1	W
44	1-18	@ STL	2-2	T
45	1-23	LAK	3-1	W
46	1-25	CHI	3-0	W
47	1-26	MTL	3-2	W
48	1-29	DET	2-0	W
49	1-30	@ STL	4-3	W
50	2-1	@ MTL	2-6	L
51	2-2	PIT	7-3	W
52	2-5	@ PIT	2-3	L

## 1968-69 (CONT'D)

GAME	DATE	OPPONENT	SCORE	RESULT
53	2-8	STL	2-0	W
54	2-9	PHI	3-3	T
55	2-12	@ OAK	2-3	L
56	2-13	@ LAK	1-4	L
57	2-15	@ TOR	2-6	L
58	2-16	TOR	4-2	W
59	2-19	DET	1-1	T
60	2-23	BOS	9-0	W
61	2-26	CHI	5-3	W
62	3-1	@ BOS	5-8	L
63	3-2	STL	2-1	W
64	3-5	@ CHI	4-4	T
65	3-6	@ DET	4-1	W
66	3-8	@ PIT	5-3	W
67	3-9	MTL	2-2	T
68	3-12	PIT	4-3	W
69	3-16	DET	6-4	W
70	3-19	@ MIN	4-2	W
71	3-22	@ MTL	1-3	L
72	3-23	BOS	4-2	W
73	3-26	@ CHI	4-6	L
74	3-27	@ BOS	3-3	T
75	3-29	@ TOR	4-2	W
76	3-30	TOR	4-0	W

## 1969-70

GAME	DATE	OPPONENT	SCORE	RESULT
1	10-12	@ BOS	1-2	L
2	10-15	MIN	4-3	W
3	10-18	@ MTL	3-7	L
4	10-19	TOR	1-0	W
5	10-22	CHI	1-1	T
6	10-25	@ DET	4-1	W
7	10-26	MTL	3-8	L
8	10-29	@ PIT	3-1	W
9	10-30	@ PHI	3-3	T
10	11-1	@ TOR	3-2	W
11	11-2	STL	6-4	W
12	11-5	@ CHI	1-3	L
13	11-7	@ OAK	8-1	W
14	11-8	@ LAK	4-1	W
15	11-12	DET	4-2	W
16	11-15	@ BOS	6-5	W
17	11-16	STL	4-2	W
18	11-19	@ CHI	1-1	T
19	11-22	@ STL	5-0	W
20	11-23	OAK	5-2	W
21	11-26	BOS	3-0	W
22	11-29	PHI	2-2	T
23	11-30	MIN	2-2	T
24	12-3	CHI	3-3	T
25	12-7	MTL	6-3	W
26	12-10	BOS	5-2	W

## 1969-70 (CONT'D)

GAME	DATE	OPPONENT	SCORE	RESULT
27	12-11	@ BOS	1-2	L
28	12-13	@ MIN	5-2	W
29	12-14	PHI	1-3	L
30	12-17	PHI	2-2	T
31	12-20	@ TOR	5-2	W
32	12-21	OAK	3-1	W
33	12-26	PIT	2-3	L
34	12-28	LAK	3-3	T
35	12-31	CHI	2-1	W
36	1-3	@ MIN	3-3	T
37	1-4	OAK	5-2	W
38	1-7	@ PIT	5-3	W
39	1-11	@ MTL	1-4	L
40	1-14	@ TOR	7-1	W
41	1-15	@ PHI	4-4	T
42	1-17	@ MIN	3-1	W
43	1-22	@ STL	3-4	L
44	1-24	BOS	8-1	W
45	1-25	LAK	3-2	W
46	1-28	@ LAK	4-5	L
47	1-30	@ OAK	2-1	W
48	2-1	PIT	6-0	W
49	2-4	DET	5-1	W
50	2-8	LAK	5-1	W
51	2-11	@ LAK	6-2	W
52	2-13	@ OAK	2-4	L

## 1969-70 (CONT'D)

GAME	DATE	OPPONENT	SCORE	RESULT
53	2-15	MTL	2-0	W
54	2-18	PHI	3-3	T
55	2-19	@ DET	3-3	T
56	2-21	@ CHI	2-4	L
57	2-22	TOR	5-3	W
58	2-25	STL	2-1	W
59	2-26	@ BOS	3-5	L
60	2-28	@ DET	3-3	T
61	3-1	CHI	1-3	L
62	3-4	DET	0-2	L
63	3-6	@ STL	1-3	L
64	3-8	PIT	0-0	T
65	3-11	@ MTL	3-5	L
66	3-14	@ CHI	4-7	L
67	3-15	MIN	2-4	L
68	3-18	@ PIT	2-0	W
69	3-19	@ PHI	2-2	T
70	3-22	TOR	2-5	L
71	3-25	BOS	1-3	L
72	3-28	@ MTL	1-1	T
73	3-29	MTL	4-1	W
74	4-1	@ TOR	2-1	W
75	4-4	@ DET	2-6	L
76	4-5	DET	9-5	W

\*Overtime

# ALL-TIME RESULTS GAME-BY-GAME

1970-71				
GAME DATE	OPPONENT	SCORE	RESULT	
1	10-10	@ STL	1-3	L
2	10-14	BUF	3-0	W
3	10-17	@ TOR	6-2	W
4	10-18	MTL	1-0	W
5	10-21	TOR	3-2	W
6	10-24	@ MIN	4-1	W
7	10-25	CGS	2-2	T
8	10-28	DET	4-1	W
9	10-31	@ BOS	0-6	L
10	11-1	CHI	5-2	W
11	11-4	@ CGS	1-3	L
12	11-7	@ LAK	6-2	W
13	11-11	CHI	3-3	T
14	11-14	@ PIT	1-2	L
15	11-15	TOR	4-2	W
16	11-18	@ LAK	5-3	W
17	11-21	@ MTL	5-4	W
18	11-22	MIN	2-0	W
19	11-25	@ PHI	1-3	L
20	11-26	@ BUF	2-2	T
21	11-28	BOS	3-3	T
22	11-29	PIT	6-2	W
23	12-2	STL	4-2	W
24	12-5	@ TOR	1-0	W
25	12-6	VAN	4-1	W
26	12-8	@ VAN	1-4	L

1970-71(CONT'D)				
GAME DATE	OPPONENT	SCORE	RESULT	
27	12-9	@ LAK	2-2	T
28	12-11	@ CAR	2-1	W
29	12-13	LAK	4-0	W
30	12-16	BUF	4-0	W
31	12-19	@ MIN	5-3	W
32	12-20	VAN	5-1	W
33	12-22	@ BUF	7-2	W
34	12-23	PIT	6-1	W
35	12-26	@ DET	4-7	L
36	12-27	STL	4-4	T
37	12-29	CGS	3-2	W
38	1-2	@ PIT	3-1	W
39	1-3	MTL	6-5	W
40	1-9	@ MIN	1-0	W
41	1-10	@ STL	4-2	W
42	1-12	@ VAN	4-2	W
43	1-15	@ CGS	1-3	L
44	1-17	@ CHI	3-4	L
45	1-20	PHI	3-3	T
46	1-21	@ BUF	5-5	T
47	1-24	MIN	6-2	W
48	1-27	BOS	2-2	T
49	1-30	@ PHI	2-5	L
50	1-31	LAK	2-2	T
51	2-3	CHI	2-4	L
52	2-4	@ DET	1-0	W

1970-71(CONT'D)				
GAME DATE	OPPONENT	SCORE	RESULT	
53	2-6	@ VAN	5-4	W
54	2-9	@ BOS	3-6	L
55	2-10	MIN	4-3	W
56	2-13	@ STL	1-2	L
57	2-14	STL	2-1	W
58	2-17	@ MTL	0-3	L
59	2-20	@ PIT	2-0	W
60	2-21	DET	4-1	W
61	2-24	PHI	4-2	W
62	2-27	@ PIT	4-0	W
63	2-28	VAN	4-2	W
64	3-3	CGS	8-1	W
65	3-6	@ DET	2-2	T
66	3-7	LAK	4-2	W
67	3-10	@ CHI	4-2	W
68	3-12	PHI	7-2	W
69	3-14	TOR	1-0	W
70	3-18	@ PHI	1-2	L
71	3-20	@ TOR	1-3	L
72	3-21	MTL	2-6	L
73	3-23	BUF	7-2	W
74	3-27	@ BOS	6-3	W
75	3-28	BOS	2-1	W
76	3-31	CHI	4-2	W
77	4-3	@ MTL	2-7	L
78	4-4	DET	6-0	W

1971-72				
GAME DATE	OPPONENT	SCORE	RESULT	
1	10-9	@ MTL	4-4	T
2	10-10	@ BOS	4-1	W
3	10-13	BOS	1-6	L
4	10-16	@ TOR	5-3	W
5	10-17	MTL	8-4	W
6	10-20	CHI	3-1	W
7	10-23	@ STL	4-3	W
8	10-24	PIT	1-1	T
9	10-27	DET	7-4	W
10	10-30	@ PIT	1-1	T
11	10-31	TOR	3-3	T
12	11-3	@ LAK	7-1	W
13	11-5	@ CGS	8-1	W
14	11-6	@ VAN	3-1	W
15	11-10	LAK	7-1	W
16	11-13	BUF	5-2	W
17	11-14	VAN	6-1	W
18	11-20	@ MIN	1-4	L
19	11-21	CGS	12-1	W
20	11-24	STL	8-3	W
21	11-27	@ DET	3-3	L
22	11-28	PHI	4-2	W
23	12-1	BUF	7-2	W
24	12-4	@ PIT	2-4	L
25	12-5	VAN	6-3	W
26	12-8	@ CHI	2-2	T

1971-72(CONT'D)				
GAME DATE	OPPONENT	SCORE	RESULT	
27	12-9	@ PHI	5-0	W
28	12-12	PIT	6-1	W
29	12-15	PHI	6-2	W
30	12-16	@ BOS	1-8	L
31	12-18	@ STL	5-2	W
32	12-19	MIN	1-1	T
33	12-22	PIT	4-2	W
34	12-25	@ MIN	2-1	W
35	12-26	MTL	5-1	W
36	12-29	PHI	5-1	W
37	1-2	BOS	1-4	L
38	1-5	STL	9-1	W
39	1-9	LAK	8-0	W
40	1-12	@ CHI	5-5	T
41	1-13	@ BUF	5-2	W
42	1-15	@ TOR	3-4	L
43	1-19	@ LAK	5-1	W
44	1-21	@ CGS	5-0	W
45	1-22	@ VAN	2-5	L
46	1-26	BUF	5-1	W
47	1-29	@ MIN	2-4	L
48	1-30	MIN	1-1	T
49	2-2	BOS	0-2	L
50	2-3	@ BUF	4-2	W
51	2-5	@ STL	5-6	L
52	2-6	TOR	2-2	T

1971-72(CONT'D)				
GAME DATE	OPPONENT	SCORE	RESULT	
53	2-9	CHI	4-1	W
54	2-12	@ PIT	8-3	W
55	2-13	LAK	4-2	W
56	2-15	@ VAN	5-1	W
57	2-17	@ LAK	6-4	W
58	2-18	@ CGS	2-2	T
59	2-20	DET	4-3	W
60	2-22	@ MTL	7-3	W
61	2-23	PHI	4-3	W
62	2-27	STL	2-0	W
63	3-1	CGS	4-1	W
64	3-2	@ BUF	4-3	W
65	3-5	VAN	6-1	W
66	3-8	CHI	3-3	T
67	3-11	@ DET	4-2	W
68	3-12	CAR	3-7	L
69	3-15	@ CHI	1-1	L
70	3-16	@ PIT	2-3	W
71	3-18	@ PHI	5-3	W
72	3-19	TOR	5-3	W
73	3-23	@ BOS	1-4	L
74	3-25	@ MTL	3-3	T
75	3-26	MIN	0-5	L
76	3-29	DET	2-2	T
77	4-1	@ TOR	1-2	L
78	4-2	MTL	5-6	L

1972-73				
GAME DATE	OPPONENT	SCORE	RESULT	
1	10-7	@ DET	3-5	L
2	10-8	@ CHI	1-5	L
3	10-11	VAN	5-3	W
4	10-14	@ MTL	1-6	L
5	10-15	MIN	6-2	W
6	10-18	BOS	7-1	W
7	10-21	@ NYI	2-1	W
8	10-22	MTL	1-1	T
9	10-25	PHI	6-1	W
10	10-29	CHI	7-1	W
11	11-1	@ PIT	3-2	W
12	11-4	@ CHI	4-6	L
13	11-5	@ PHI	3-2	W
14	11-8	VAN	5-2	W
15	11-11	CGS	7-2	W
16	11-12	LAK	5-1	W
17	11-15	PHI	7-3	W
18	11-18	@ STL	3-1	W
19	11-19	PIT	3-5	L
20	11-21	@ ATL	3-1	W
21	11-23	@ BUF	3-5	L
22	11-26	TOR	7-4	W
23	11-28	@ VAN	1-2	L
24	11-29	@ LAK	2-2	T
25	12-1	@ CGS	3-3	T
26	12-3	ATL	3-2	W

1972-73(CONT'D)				
GAME DATE	OPPONENT	SCORE	RESULT	
27	12-6	BUF	2-3	L
28	12-9	@ NYI	4-1	W
29	12-10	NYI	4-1	W
30	12-13	@ TOR	4-3	W
31	12-14	@ BOS	2-4	L
32	12-16	@ MIN	1-5	L
33	12-17	PIT	9-1	W
34	12-20	@ STL	5-4	W
35	12-21	ATL	2-5	L
36	12-24	DET	5-0	W
37	12-27	BUF	1-4	L
38	12-31	STL	6-1	W
39	1-3	LAK	3-0	W
40	1-6	BUF	1-4	L
41	1-7	PIT	3-0	W
42	1-11	@ BUF	4-2	W
43	1-13	@ STL	5-3	W
44	1-14	@ PHI	5-2	W
45	1-17	@ LAK	4-4	T
46	1-19	@ CGS	6-0	W
47	1-20	@ VAN	4-3	W
48	1-24	BOS	4-2	W
49	1-27	@ DET	6-3	W
50	1-28	TOR	5-2	W
51	1-31	CGS	3-1	W
52	2-3	@ BOS	7-3	W

1972-73(CONT'D)				
GAME DATE	OPPONENT	SCORE	RESULT	
53	2-4	ATL	6-0	W
54	2-7	NYI	6-0	W
55	2-10	@ NYI	6-0	W
56	2-11	MTL	3-2	W
57	2-14	@ MTL	3-6	L
58	2-15	@ BUF	1-4	L
59	2-18	NYI	3-2	W
60	2-21	@ LAK	4-3	W
61	2-23	@ CGS	3-5	L
62	2-25	MIN	6-5	W
63	2-28	CHI	3-3	T
64	3-3	@ DET	6-3	W
65	3-4	VAN	3-4	L
66	3-7	PHI	2-2	T
67	3-10	@ PIT	5-4	W
68	3-11	@ CHI	2-4	L
69	3-14	@ TOR	5-7	L
70	3-18	STL	3-1	W
71	3-20	@ MIN	6-1	W
72	3-22	@ ATL	4-1	W
73	3-24	@ BOS	0-3	L
74	3-25	MIN	1-2	L
75	3-26	BOS	3-6	L
76	3-31	@ MTL	1-5	L
77	4-1	DET	3-3	T

\*Overtime



# ALL-TIME RESULTS GAME-BY-GAME

1973-74					1973-74 (CONT'D)					1973-74 (CONT'D)				
GAME	DATE	OPPONENT	SCORE	RESULT	GAME	DATE	OPPONENT	SCORE	RESULT	GAME	DATE	OPPONENT	SCORE	RESULT
1	10-10	DET	4-1	W	27	12-6	@ BUF	4-8	L	53	2-9	@ MTL	2-7	L
2	10-13	@ PIT	8-2	W	28	12-9	CGS	6-3	W	54	2-10	STL	4-2	W
3	10-14	LAK	1-1	T	29	12-12	BUF	1-1	T	55	2-14	@ PHI	4-4	T
4	10-17	STL	4-0	W	30	12-15	@ TOR	2-2	T	56	2-16	@ VAN	9-4	W
5	10-20	@ TOR	2-3	L	31	12-16	CHI	1-6	L	57	2-21	@ LAK	5-3	W
6	10-21	MTL	2-3	L	32	12-20	DET	5-2	W	58	2-22	@ CGS	4-3	W
7	10-27	@ NYI	2-3	L	33	12-22	@ PIT	4-1	W	59	2-24	PHI	3-2	W
8	10-28	PIT	2-7	L	34	12-23	@ ATL	1-3	L	60	2-27	VAN	4-2	W
9	10-30	@ VAN	3-3	T	35	12-26	PHI	2-1	W	61	3-2	@ MIN	3-1	W
10	11-1	@ LAK	1-2	L	36	12-29	@ MTL	1-7	L	62	3-3	CGS	8-2	W
11	11-4	@ CHI	1-4	L	37	12-30	MIN	4-3	W	63	3-6	MTL	9-2	W
12	11-7	BOS	7-3	W	38	1-3	@ PHI	2-4	L	64	3-9	@ MTL	2-4	L
13	11-9	@ ATL	3-3	T	39	1-4	BOS	2-4	L	65	3-10	NYI	4-2	W
14	11-11	NYI	5-2	W	40	1-6	ATL	5-2	W	66	3-14	CHI	2-5	L
15	11-14	CHI	4-4	T	41	1-10	@ BUF	2-7	L	67	3-16	@ NYI	3-1	W
16	11-15	@ BOS	2-10	L	42	1-12	@ VAN	6-1	W	68	3-17	@ BOS	2-5	L
17	11-17	@ MIN	6-3	W	43	1-13	@ CGS	7-2	W	69	3-20	VAN	5-7	L
18	11-18	PIT	7-0	W	44	1-16	@ DET	4-4	T	70	3-21	@ ATL	5-5	T
19	11-21	CGS	3-0	W	45	1-17	@ STL	2-3	L	71	3-23	@ DET	3-5	L
20	11-22	@ BUF	7-6	W	46	1-19	@ CHI	3-2	W	72	3-24	BUF	5-3	W
21	11-24	LAK	5-5	T	47	1-23	ATL	4-1	W	73	3-27	BOS	2-3	L
22	11-25	VAN	5-0	W	48	1-27	LAK	5-3	W	74	3-30	@ TOR	3-7	T
23	11-29	@ PHI	2-2	T	49	1-30	@ PIT	4-2	W	75	3-31	TOR	3-3	T
24	12-1	@ STL	4-4	T	50	2-2	@ MIN	3-1	W	76	4-3	DET	5-3	W
25	12-2	TOR	6-4	W	51	2-3	MIN	5-5	T	77	4-6	@ DET	3-8	L
26	12-5	STL	5-1	W	52	2-6	NYI	6-0	W	78	4-7	MTL	6-4	W

1974-75					1974-75 (CONT'D)					1974-75 (CONT'D)				
GAME	DATE	OPPONENT	SCORE	RESULT	GAME	DATE	OPPONENT	SCORE	RESULT	GAME	DATE	OPPONENT	SCORE	RESULT
1	10-9	WSH	6-3	W	28	12-14	@ STL	2-6	L	55	2-9	WSH	7-3	W
2	10-12	@ TOR	3-7	L	29	12-15	LAK	3-3	T	56	2-11	@ WSH	4-7	L
3	10-16	CGS	5-5	T	30	12-18	MIN	7-0	W	57	2-15	@ MIN	9-2	W
4	10-19	@ NYI	4-2	W	31	12-19	@ BOS	3-11	L	58	2-16	TOR	5-5	T
5	10-20	VAN	0-1	L	32	12-22	ATL	3-4	L	59	2-18	@ KC	2-2	T
6	10-23	STL	5-1	W	33	12-27	BUF	9-5	W	60	2-19	CHI	2-2	T
7	10-26	@ PIT	5-4	W	34	12-29	KC	2-1	W	61	2-22	@ TOR	2-5	L
8	10-27	ATL	4-1	W	35	12-30	@ MIN	8-1	W	62	2-23	PHI	2-1	W
9	10-30	NYI	1-1	T	36	1-1	CHI	6-2	W	63	2-26	STL	5-1	W
10	10-31	@ PHI	1-5	L	37	1-4	@ NYI	5-3	W	64	3-2	PIT	6-8	L
11	11-3	BUF	3-4	L	38	1-5	VAN	6-2	W	65	3-5	BUF	3-6	L
12	11-5	@ VAN	1-2	L	39	1-8	@ KC	6-1	W	66	3-7	@ KC	5-2	W
13	11-6	@ CGS	7-3	W	40	1-11	@ STL	5-3	W	67	3-9	MTL	3-5	L
14	11-9	@ LAK	2-2	T	41	1-12	@ CHI	2-4	L	68	3-11	@ BOS	3-6	L
15	11-13	PHI	2-3	L	42	1-15	@ MIN	5-3	W	69	3-12	NYI	5-3	W
16	11-16	@ MTL	4-4	T	43	1-17	@ CGS	4-4	T	70	3-14	@ ATL	0-1	L
17	11-17	CGS	10-0	W	44	1-18	@ VAN	3-2	W	71	3-19	VAN	3-0	W
18	11-20	@ DET	5-4	W	45	1-23	ATL	5-2	W	72	3-20	@ BUF	4-7	L
19	11-23	BOS	2-5	L	46	1-25	@ PIT	2-5	L	73	3-22	@ DET	3-6	L
20	11-24	PIT	7-5	W	47	1-26	LAK	3-2	W	74	3-23	BOS	7-5	W
21	11-27	TOR	4-1	W	48	1-28	@ LAK	2-5	L	75	3-26	MIN	2-4	L
22	11-29	@ ATL	2-3	L	49	1-30	@ BUF	3-6	L	76	3-29	@ NYI	4-6	L
23	12-1	STL	4-4	T	50	2-1	@ CHI	4-1	W	77	3-30	KC	8-2	W
24	12-4	DET	4-2	W	51	2-2	DET	5-5	T	78	4-3	@ PHI	1-1	T
25	12-7	@ CHI	7-4	W	52	2-5	PHI	3-4	L	79	4-4	@ ATL	3-2	W
26	12-8	MTL	3-3	T	53	2-6	@ PHI	3-1	W	80	4-6	NYI	4-6	L
27	12-12	@ WSH	6-6	T	54	2-8	@ MTL	1-7	L					

1975-76					1975-76 (CONT'D)					1975-76 (CONT'D)				
GAME	DATE	OPPONENT	SCORE	RESULT	GAME	DATE	OPPONENT	SCORE	RESULT	GAME	DATE	OPPONENT	SCORE	RESULT
1	10-8	CHI	2-2	T	28	12-7	WSH	5-2	W	55	2-12	@ PHI	1-6	L
2	10-10	@ ATL	2-1	W	29	12-10	BUF	2-2	T	56	2-13	PHI	3-5	L
3	10-12	LAK	4-6	L	30	12-11	@ BOS	5-1	W	57	2-15	KC	5-1	W
4	10-15	ATL	1-4	L	31	12-13	@ DET	5-2	W	58	2-17	@ NYI	3-1	W
5	10-18	@ TOR	8-1	W	32	12-14	TOR	1-6	L	59	2-18	WSH	11-4	W
6	10-19	VAN	8-1	W	33	12-17	NYI	0-3	L	60	2-20	@ MTL	3-5	L
7	10-22	@ BUF	1-9	L	34	12-19	@ ATL	3-8	L	61	2-22	BOS	2-5	L
8	10-25	@ NYI	1-7	L	35	12-21	MIN	2-0	W	62	2-25	CGS	4-6	L
9	10-26	PHI	2-7	L	36	12-23	PIT	4-3	W	63	2-28	@ MIN	3-5	L
10	10-29	STL	3-1	W	37	12-31	ATL	1-8	L	64	2-29	MTL	1-1	T
11	11-1	@ MTL	0-4	L	38	1-4	TOR	6-8	L	65	3-3	VAN	3-3	T
12	11-2	DET	4-6	L	39	1-6	@ STL	2-5	L	66	3-5	@ ATL	3-8	L
13	11-4	@ VAN	4-2	W	40	1-10	@ KC	8-4	W	67	3-7	ATL	6-6	T
14	11-7	@ CGS	5-7	L	41	1-11	@ CHI	6-2	W	68	3-11	@ LAK	3-4	L
15	11-8	@ LAK	1-3	L	42	1-14	@ VAN	1-5	L	69	3-13	@ VAN	7-3	W
16	11-11	@ STL	3-5	L	43	1-16	@ CGS	0-7	L	70	3-16	@ WSH	2-5	L
17	11-12	CHI	4-4	T	44	1-18	@ PIT	3-8	L	71	3-17	MIN	3-1	W
18	11-15	@ MIN	5-2	W	45	1-21	CHI	3-3	T	72	3-20	@ BOS	1-8	L
19	11-16	DET	3-0	W	46	1-23	@ WSH	5-7	L	73	3-21	PIT	2-4	L
20	11-19	KC	4-6	L	47	1-25	LAK	1-4	L	74	3-24	@ BUF	3-7	L
21	11-22	@ PHI	2-4	L	48	1-28	BUF	3-3	T	75	3-25	@ PHI	1-4	L
22	11-23	CGS	3-2	W	49	1-29	@ STL	6-3	W	76	3-27	@ CHI	6-5	W
23	11-26	BOS	4-6	L	50	1-31	@ TOR	4-6	L	77	3-28	KC	4-2	W
24	11-29	@ PIT	2-8	L	51	2-1	MIN	3-2	W	78	3-31	NYI	3-1	W
25	11-30	STL	5-2	W	52	2-4	NYI	5-6	L	79	4-3	@ NYI	2-10	L
26	12-4	@ BUF	6-6	T	53	2-7	@ DET	5-4	W	80	4-4	PHI	2-0	W
27	12-5	@ KC	3-2	W	54	2-8	MTL	0-3	L					

\*Overtime

# ALL-TIME RESULTS GAME-BY-GAME

1976-77					1976-77 (CONT'D)					1976-77 (CONT'D)				
GAME DATE	OPPONENT	SCORE	RESULT		GAME DATE	OPPONENT	SCORE	RESULT		GAME DATE	OPPONENT	SCORE	RESULT	
1	10-6	MIN	6-5	W	28	12-5	TOR	5-5	T	55	2-6	NYI	4-0	W
2	10-8	@ COL	5-3	W	29	12-8	STL	4-4	T	56	2-9	BUF	1-2	L
3	10-9	@ STL	1-2	L	30	12-11	@ TOR	1-4	L	57	2-10	@ DET	5-4	W
4	10-12	@ MIN	10-4	W	31	12-12	MTL	5-2	W	58	2-13	TOR	8-3	W
5	10-13	BOS	1-5	L	32	12-14	@ NYI	4-4	T	59	2-17	@ PHI	1-7	L
6	10-16	@ MTL	4-7	L	33	12-16	@ BUF	2-7	L	60	2-19	@ NYI	2-5	L
7	10-17	COL	4-3	W	34	12-18	@ CHI	3-3	T	61	2-20	DET	3-2	W
8	10-20	LAK	2-4	L	35	12-19	CLE	3-2	W	62	2-23	@ TOR	5-4	W
9	10-24	VAN	4-5	L	36	12-22	PHI	3-3	T	63	2-26	@ CHI	1-2	L
10	10-26	@ CLE	5-2	W	37	12-23	@ BOS	3-3	T	64	2-27	MTL	1-8	L
11	10-27	BOS	3-4	L	38	12-26	NYI	1-2	L	65	3-3	BOS	1-4	L
12	10-30	@ PIT	2-2	T	39	12-28	@ WSH	5-2	W	66	3-5	@ MTL	2-7	L
13	10-31	DET	5-6	L	40	12-31	ATL	2-4	L	67	3-6	CLE	4-3	W
14	11-3	@ VAN	6-1	W	41	1-2	VAN	5-3	W	68	3-9	MIN	6-4	W
15	11-6	@ LAK	3-3	T	42	1-5	PHI	4-4	T	69	3-10	@ BOS	3-10	L
16	11-10	WSH	5-7	L	43	1-7	@ COL	4-4	T	70	3-12	@ ATL	3-6	L
17	11-13	BUF	2-6	L	44	1-9	LAK	4-5	L	71	3-13	ATL	3-5	L
18	11-14	PIT	1-5	L	45	1-12	@ ATL	1-6	L	72	3-16	PHI	4-4	T
19	11-17	CHI	3-2	W	46	1-13	@ BUF	5-7	L	73	3-19	@ PIT	5-2	W
20	11-20	@ STL	1-3	L	47	1-16	@ CHI	5-2	W	74	3-20	STL	5-3	W
21	11-22	@ VAN	3-2	W	48	1-19	@ CLE	3-3	T	75	3-23	COL	5-3	W
22	11-24	@ PHI	2-2	T	49	1-22	@ LAK	0-6	L	76	3-25	@ WSH	2-7	L
23	11-27	@ DET	5-0	W	50	1-23	@ VAN	2-6	L	77	3-27	CHI	3-5	L
24	11-28	MIN	4-1	W	51	1-27	PIT	0-3	L	78	3-30	ATL	4-3	W
25	11-30	@ ATL	2-2	T	52	1-30	STL	5-2	W	79	4-2	@ PHI	1-4	L
26	12-1	WSH	4-1	W	53	2-1	@ COL	2-5	L	80	4-3	NYI	2-5	L
27	12-4	@ MIN	11-4	W	54	2-3	@ NYI	3-6	L					

1977-78					1977-78 (CONT'D)					1977-78 (CONT'D)				
GAME DATE	OPPONENT	SCORE	RESULT		GAME DATE	OPPONENT	SCORE	RESULT		GAME DATE	OPPONENT	SCORE	RESULT	
1	10-12	VAN	6-3	W	28	12-11	BOS	2-8	L	55	2-11	@ TOR	2-3	L
2	10-15	@ MTL	0-5	L	29	12-14	@ CHI	2-2	T	56	2-12	MTL	3-5	L
3	10-16	NYI	4-2	W	30	12-15	@ DET	5-5	T	57	2-15	VAN	6-3	W
4	10-19	PIT	3-3	T	31	12-17	@ CLE	2-4	L	58	2-19	COL	4-4	T
5	10-22	@ NYI	2-7	L	32	12-18	DET	6-2	W	59	2-22	@ CHI	2-3	L
6	10-23	MTL	2-6	L	33	12-21	WSH	5-5	T	60	2-23	CHI	6-2	W
7	10-25	@ CLE	5-0	W	34	12-23	CLE	5-4	W	61	2-25	@ MTL	6-3	W
8	10-26	STL	6-2	W	35	12-28	PHI	3-4	L	62	2-27	ATL	3-5	L
9	10-29	@ ATL	3-4	L	36	12-30	@ WSH	3-3	T	63	3-1	DET	3-2	W
10	10-30	LAK	3-5	L	37	12-31	BUF	2-2	T	64	3-5	TOR	1-4	L
11	11-2	@ COL	2-6	L	38	1-4	@ MIN	5-3	W	65	3-8	CLE	6-1	W
12	11-4	@ VAN	5-1	W	39	1-7	@ COL	1-3	L	66	3-12	WSH	8-2	W
13	11-5	@ LAK	1-3	L	40	1-9	PIT	3-5	L	67	3-15	PHI	2-2	T
14	11-9	BUF	8-4	W	41	1-10	@ BOS	3-2	W	68	3-18	BOS	3-6	L
15	11-12	@ DET	1-3	L	42	1-14	@ PHI	1-4	L	69	3-19	@ MIN	7-7	T
16	11-13	ATL	2-5	L	43	1-17	@ VAN	5-4	W	70	3-22	@ STL	6-1	W
17	11-16	CHI	5-2	W	44	1-18	@ LAK	3-0	W	71	3-24	@ WSH	11-4	W
18	11-19	@ PIT	5-2	T	45	1-20	@ ATL	3-5	L	72	3-25	@ TOR	5-2	W
19	11-20	VAN	0-3	L	46	1-22	@ PIT	1-3	L	73	3-27	STL	5-2	W
20	11-23	COL	6-3	W	47	1-25	TOR	3-4	L	74	3-29	NYI	5-1	W
21	11-26	@ BOS	3-3	L	48	1-28	@ NYI	2-6	L	75	4-1	@ ATL	0-6	L
22	11-27	@ BUF	2-3	L	49	1-29	LAK	1-4	L	76	4-2	@ BOS	3-8	L
23	11-30	@ STL	4-0	W	50	2-1	NYI	6-7	L	77	4-5	ATL	2-4	L
24	12-3	@ MIN	4-0	W	51	2-4	@ STL	2-2	T	78	4-6	@ PHI	0-3	L
25	12-4	MIN	4-4	T	52	2-5	COL	6-3	W	79	4-8	@ NYI	2-7	L
26	12-7	PHI	3-3	T	53	2-8	MIN	3-0	W	80	4-9	CHI	3-2	W
27	12-8	@ PHI	4-7	L	54	2-9	@ BUF	0-2	L					

1978-79					1978-79 (CONT'D)					1978-79 (CONT'D)				
GAME DATE	OPPONENT	SCORE	RESULT		GAME DATE	OPPONENT	SCORE	RESULT		GAME DATE	OPPONENT	SCORE	RESULT	
1	10-12	PHI	3-3	T	28	12-13	LAK	8-7	W	55	2-17	@ PHI	4-2	W
2	10-15	COL	4-1	W	29	12-16	@ BOS	1-4	L	56	2-18	WSH	6-6	T
3	10-18	DET	3-3	T	30	12-17	BOS	1-4	L	57	2-21	STL	7-3	W
4	10-19	@ DET	2-2	T	31	12-20	BUF	6-3	W	58	2-24	@ TOR	4-2	W
5	10-21	@ NYI	3-5	L	32	12-22	DET	4-2	W	59	2-25	NYI	3-2	W
6	10-22	TOR	5-2	W	33	12-23	@ NYI	4-9	L	60	2-27	@ STL	1-4	L
7	10-25	VAN	6-2	W	34	12-26	@ ATL	5-3	W	61	2-28	@ MIN	4-4	T
8	10-28	@ MTL	2-1	W	35	12-28	@ PHI	5-6	L	62	3-3	BUF	2-2	T
9	10-29	PIT	3-2	W	36	12-30	@ CHI	5-4	W	63	3-4	TOR	2-4	L
10	11-2	@ COL	3-0	W	37	12-31	ATL	5-6	L	64	3-7	COL	5-3	W
11	11-4	@ LAK	7-3	W	38	1-3	MTL	6-2	W	65	3-10	@ MTL	6-3	W
12	11-5	@ VAN	5-2	W	39	1-5	VAN	6-4	W	66	3-11	CHI	5-2	W
13	11-8	MIN	3-5	L	40	1-9	@ STL	5-3	W	67	3-14	ATL	4-6	L
14	11-11	@ PIT	2-1	W	41	1-10	@ COL	5-3	W	68	3-15	@ BOS	7-4	W
15	11-12	NYI	3-5	L	42	1-14	@ ATL	6-4	W	69	3-17	@ NYI	2-5	L
16	11-15	CHI	8-1	W	43	1-15	MIN	1-8	L	70	3-18	PIT	1-5	L
17	11-18	@ MIN	7-2	W	44	1-17	NYI	5-3	W	71	3-20	@ WSH	2-2	T
18	11-19	ATL	1-3	L	45	1-20	@ STL	2-3	L	72	3-21	@ CHI	7-6	W
19	11-22	TOR	3-3	T	46	1-21	PHI	5-5	T	73	3-25	MTL	0-1	L
20	11-26	WSH	9-4	W	47	1-24	@ WSH	1-5	L	74	3-27	PHI	4-4	T
21	11-29	@ ATL	5-3	W	48	1-25	@ BUF	5-4	W	75	3-28	@ PIT	1-7	L
22	12-2	@ BOS	5-5	L	49	1-27	@ NYI	7-2	W	76	4-1	@ PHI	3-7	L
23	12-3	BOS	2-3	L	50	1-30	@ VAN	5-3	W	77	4-2	LAK	5-4	W
24	12-6	STL	7-4	W	51	1-31	@ COL	4-5	L	78	4-4	ATL	3-3	T
25	12-7	@ PHI	5-2	W	52	2-3	@ LAK	2-4	L	79	4-6	@ ATL	2-9	L
26	12-9	@ DET	4-5	L	53	2-14	BOS	5-1	W	80	4-8	NYI	2-5	L
27	12-10	PHI	0-4	L	54	2-15	@ BUF	3-4	L					

\*Overtime

# ALL-TIME RESULTS GAME-BY-GAME

1979-80				1979-80 (CONT'D)				1979-80 (CONT'D)						
GAME	DATE	OPPONENT	SCORE	RESULT	GAME	DATE	OPPONENT	SCORE	RESULT	GAME	DATE	OPPONENT	SCORE	RESULT
1	10-10	@ TOR	6-3	W	28	12-7	@ HFD	7-4	W	55	2-10	QUE	3-1	W
2	10-14	WSH	3-5	L	29	12-9	NYI	5-4	W	56	2-13	@ CHI	1-3	L
3	10-18	VAN	6-3	W	30	12-11	@ DET	2-1	W	57	2-17	TOR	4-6	L
4	10-20	@ MTL	4-5	L	31	12-12	@ CHI	5-2	W	58	2-18	@ HFD	4-6	L
5	10-21	PIT	6-3	W	32	12-15	@ WSH	4-5	L	59	2-20	EDM	4-1	W
6	10-24	EDM	10-2	W	33	12-16	PHI	1-1	T	60	2-23	@ MIN	3-6	L
7	10-25	@ PHI	2-5	L	34	12-19	VAN	5-3	W	61	2-24	NYI	8-2	W
8	10-27	@ MIN	2-7	L	35	12-22	@ PIT	4-3	W	62	2-27	LAK	5-4	W
9	10-28	HFD	2-2	T	36	12-23	BOS	3-4	L	63	2-28	@ BOS	5-2	W
10	11-1	@ LAK	2-4	L	37	12-30	WSH	5-2	W	64	3-2	BOS	2-1	W
11	11-3	@ COL	2-7	L	38	1-2	@ QUE	3-3	T	65	3-5	BUF	4-2	W
12	11-4	@ VAN	4-2	W	39	1-4	PHI	3-5	L	66	3-8	@ MTL	2-5	L
13	11-7	LAK	8-4	W	40	1-6	ATL	5-5	T	67	3-9	MIN	4-2	W
14	11-10	QUE	5-4	W	41	1-7	HFD	5-2	W	68	3-12	@ COL	6-0	W
15	11-11	PIT	1-4	L	42	1-9	@ DET	0-4	L	69	3-15	@ TOR	8-4	W
16	11-13	@ NYI	5-10	L	43	1-11	@ EDM	6-2	W	70	3-16	STL	5-2	W
17	11-14	DET	3-2	W	44	1-12	@ WPG	3-0	W	71	3-19	@ EDM	2-4	L
18	11-16	@ ATL	2-4	L	45	1-14	COL	6-6	T	72	3-21	@ WPG	2-4	L
19	11-18	STL	5-3	W	46	1-16	WPG	4-1	W	73	3-23	MTL	1-6	L
20	11-21	WPG	4-6	L	47	1-19	@ BOS	3-6	L	74	3-25	BUF	3-3	T
21	11-24	@ PIT	3-5	L	48	1-20	CHI	1-2	L	75	3-28	@ ATL	2-4	L
22	11-25	TOR	3-4	L	49	1-22	@ LAK	5-4	W	76	3-29	@ STL	4-3	W
23	11-28	MIN	4-4	T	50	1-23	@ VAN	6-4	W	77	3-31	DET	7-5	W
24	11-29	@ BUF	1-2	L	51	1-27	@ COL	3-3	T	78	4-2	ATL	3-7	L
25	12-1	@ STL	2-0	W	52	1-31	@ BUF	2-6	L	79	4-5	@ NYI	1-2	L
26	12-3	MTL	3-3	T	53	2-2	@ WSH	6-3	W	80	4-6	@ PHI	8-3	W
27	12-5	CHI	3-3	T	54	2-3	@ QUE	4-5	L					

1980-81				1980-81 (CONT'D)				1980-81 (CONT'D)						
GAME	DATE	OPPONENT	SCORE	RESULT	GAME	DATE	OPPONENT	SCORE	RESULT	GAME	DATE	OPPONENT	SCORE	RESULT
1	10-9	@ BOS	2-7	L	28	12-7	CHI	5-4	W	55	2-8	MIN	3-3	T
2	10-11	@ TOR	8-3	W	29	12-10	WSH	6-2	W	56	2-12	WPG	8-6	W
3	10-12	PIT	3-6	L	30	12-12	@ COL	4-3	W	57	2-14	@ TOR	3-6	L
4	10-15	STL	1-2	L	31	12-14	@ CHI	1-2	L	58	2-15	STL	4-5	L
5	10-18	@ WSH	2-8	L	32	12-17	WPG	8-2	W	59	2-18	TOR	8-3	W
6	10-19	EDM	2-4	L	33	12-20	@ MIN	3-3	T	60	2-19	@ DET	3-7	L
7	10-22	VAN	3-2	W	34	12-22	CGY	2-3	L	61	2-21	@ WSH	6-4	W
8	10-25	@ DET	2-4	L	35	12-26	@ WSH	3-7	L	62	2-22	@ HFD	5-6	L
9	10-26	DET	7-6	W	36	12-28	MTL	2-5	L	63	2-25	BUF	6-3	W
10	10-28	@ STL	4-5	L	37	12-30	@ QUE	6-3	W	64	2-28	@ PIT	4-6	L
11	10-30	@ PHI	3-3	T	38	12-31	COL	4-6	L	65	3-1	MTL	4-4	T
12	11-1	@ MTL	4-7	L	39	1-2	NYI	3-1	W	66	3-4	EDM	5-5	T
13	11-2	LAK	3-6	L	40	1-4	QUE	2-2	T	67	3-7	@ STL	2-7	L
14	11-5	@ CHI	3-3	T	41	1-9	BUF	3-3	T	68	3-8	DET	4-4	T
15	11-8	@ VAN	4-6	L	42	1-11	TOR	3-5	L	69	3-10	@ QUE	4-6	L
16	11-10	@ LAK	1-4	L	43	1-13	@ CGY	4-4	T	70	3-11	COL	3-4	L
17	11-11	@ CGY	3-7	L	44	1-15	@ COL	3-4	L	71	3-14	HFD	6-2	W
18	11-14	PIT	3-3	T	45	1-18	@ BUF	0-4	L	72	3-18	BOS	3-2	W
19	11-16	HFD	7-3	W	46	1-19	CGY	6-3	W	73	3-21	@ HFD	6-4	W
20	11-19	PHI	4-6	L	47	1-21	@ WPG	1-5	L	74	3-22	QUE	7-7	T
21	11-22	@ NYI	4-6	L	48	1-23	@ EDM	7-4	W	75	3-25	@ BUF	2-4	L
22	11-23	VAN	2-2	T	49	1-24	@ VAN	7-5	W	76	3-28	@ MTL	6-2	W
23	11-26	BOS	6-4	W	50	1-28	@ LAK	6-2	W	77	3-30	PHI	0-0	T
24	11-29	@ PIT	4-2	W	51	1-31	@ MIN	7-3	W	78	4-2	@ NYI	1-2	L
25	12-1	MIN	3-5	L	52	2-2	LAK	2-3	L	79	4-3	CHI	3-1	W
26	12-3	@ WPG	4-3	W	53	2-4	NYI	9-3	W	80	4-5	@ PHI	2-0	W
27	12-5	@ EDM	5-1	W	54	2-5	@ BOS	3-6	L					

1981-82				1981-82 (CONT'D)				1981-82 (CONT'D)						
GAME	DATE	OPPONENT	SCORE	RESULT	GAME	DATE	OPPONENT	SCORE	RESULT	GAME	DATE	OPPONENT	SCORE	RESULT
1	10-6	DET	2-5	L	28	12-9	BOS	3-4	L	55	2-10	@ STL	3-3	T
2	10-9	@ WPG	3-8	L	29	12-12	@ PHI	5-3	W	56	2-13	@ HFD	3-2	W
3	10-10	@ MIN	0-7	L	30	12-14	PIT	5-4	W	57	2-14	QUE	5-2	W
4	10-14	VAN	2-1	W	31	12-16	PHI	3-7	L	58	2-17	@ PIT	5-3	W
5	10-17	@ NYI	4-5	L	32	12-19	@ PIT	3-3	T	59	2-18	COL	4-4	T
6	10-18	STL	5-3	W	33	12-20	WSH	2-3	W	60	2-21	MTL	2-4	L
7	10-21	LAK	2-5	L	34	12-23	WPG	5-2	W	61	2-24	CHI	6-4	W
8	10-24	@ TOR	5-3	W	35	12-26	@ WSH	4-4	T	62	2-27	@ BOS	6-4	W
9	10-25	MTL	2-4	L	36	12-27	PIT	5-3	W	63	2-28	PIT	2-4	L
10	10-28	EDM	3-5	L	37	12-30	NYI	6-4	W	64	3-3	CGY	4-2	W
11	10-31	@ BOS	3-7	L	38	1-2	@ MTL	6-5	W	65	3-4	@ PHI	4-4	T
12	11-1	CGY	4-2	W	39	1-3	WSH	3-4	L	66	3-6	@ NYI	4-6	L
13	11-4	@ PIT	3-6	L	40	1-7	VAN	4-1	W	67	3-8	DET	6-3	W
14	11-5	@ PHI	6-2	W	41	1-9	CHI	7-5	W	68	3-10	PHI	5-5	T
15	11-7	@ WSH	3-1	W	42	1-11	MIN	5-3	W	69	3-11	@ DET	4-1	W
16	11-11	BUF	7-3	W	43	1-13	@ MIN	2-0	W	70	3-14	WSH	5-5	T
17	11-13	@ BUF	3-3	T	44	1-15	@ WPG	4-4	T	71	3-17	PHI	5-2	W
18	11-15	EDM	3-5	L	45	1-18	@ TOR	2-6	L	72	3-20	@ WSH	4-3	W
19	11-18	PHI	5-2	W	46	1-20	NYI	3-2	W	73	3-21	STL	8-5	W
20	11-21	@ NYI	3-4	L	47	1-23	@ NYI	1-6	L	74	3-24	@ PIT	7-2	W
21	11-22	NYI	2-7	L	48	1-24	WSH	4-4	T	75	3-26	@ BUF	8-5	W
22	11-25	TOR	3-3	T	49	1-27	@ WSH	5-4	T	76	3-28	@ PHI	1-3	L
23	11-28	@ QUE	4-7	L	50	1-29	@ COL	5-2	W	77	3-29	NYI	3-7	L
24	11-29	QUE	4-4	T	51	1-31	@ LAK	6-3	W	78	3-31	@ CHI	4-1	W
25	12-2	@ LAK	4-3	W	52	2-2	@ VAN	4-3	W	79	4-2	PIT	5-7	L
26	12-5	@ COL	2-1	W	53	2-4	@ CGY	4-4	T	80	4-3	@ HFD	3-3	T
27	12-6	HFD	3-5	L	54	2-7	@ EDM	4-8	L					

\*Overtime

# ALL-TIME RESULTS GAME-BY-GAME

1982-83				
GAME DATE	OPPONENT	SCORE	RESULT	
1	10-6	WSH	4-5	L
2	10-8	@ NJD	2-3	L
3	10-9	@ PIT	5-3	W
4	10-11	NYI	3-4	L
5	10-13	PHI	5-2	W
6	10-16	@ MTL	2-8	L
7	10-17	LAK	3-5	L
8	10-20	VAN	6-5	W
9	10-23	@ NYI	2-5	L
10	10-24	MIN	4-2	W
11	10-27	CGY	7-4	W
12	10-30	@ QUE	4-5	L
13	10-31	PIT	6-2	W
14	11-5	@ EDM	1-5	L
15	11-6	@ CGY	2-2	T
16	11-10	STL	5-4	W
17	11-11	@ PHI	3-7	L
18	11-14	EDM	2-7	L
19	11-17	TOR	6-1	W
20	11-20	@ TOR	6-3	W
21	11-21	NYI	7-3	W
22	11-24	MIN	8-5	W
23	11-27	@ NYI	3-0	W
24	11-28	@ BUF	3-7	L
25	12-1	@ HFD	6-1	W
26	12-4	@ HFD	2-5	L
27	12-5	TOR	6-5	W

1982-83 (CONT'D)				
GAME DATE	OPPONENT	SCORE	RESULT	
28	12-8	@ CHI	2-7	L
29	12-10	@ WSH	4-4	T
30	12-12	NJD	4-0	W
31	12-15	LAK	7-1	W
32	12-17	NYI	2-5	L
33	12-18	@ DET	3-3	T
34	12-20	PIT	6-3	W
35	12-22	BUF	1-3	L
36	12-26	@ PIT	3-4	L
37	12-30	@ NJD	5-2	W
38	1-1	@ WSH	7-2	W
39	1-3	DET	6-2	W
40	1-5	BUF	3-3	T
41	1-7	QUE	5-1	W
42	1-9	NJD	4-3	W
43	1-12	WPG	5-5	T
44	1-15	@ BOS	0-2	L
45	1-16	PHI	0-4	L
46	1-18	@ VAN	3-3	T
47	1-21	@ WPG	1-4	L
48	1-23	@ PHI	1-3	L
49	1-24	BOS	1-3	L
50	1-27	MTL	1-4	L
51	1-29	@ PIT	2-1	W
52	1-30	CHI	4-5	L
53	2-1	@ LAK	5-5	T
54	2-5	@ STL	2-2	T

1982-83 (CONT'D)				
GAME DATE	OPPONENT	SCORE	RESULT	
55	2-6	@ CHI	1-4	L
56	2-10	@ MIN	5-7	L
57	2-12	@ MTL	3-2	W
58	2-16	WSH	5-4	W
59	2-19	@ PHI	5-8	L
60	2-20	WPG	9-4	W
61	2-23	HFD	11-3	W
62	2-26	@ QUE	3-6	L
63	2-28	PIT	9-3	W
64	3-1	@ PIT	3-3	T
65	3-3	WSH	3-4	L
66	3-6	NJD	4-6	L
67	3-8	@ VAN	3-7	L
68	3-11	@ EDM	1-3	L
69	3-12	@ CGY	4-1	W
70	3-14	PHI	8-2	W
71	3-16	NYI	2-1	W
72	3-20	BOS	0-4	L
73	3-21	@ NJD	2-4	L
74	3-23	@ DET	7-1	W
75	3-26	@ NYI	2-3	L
76	3-27	WSH	5-4	W
77	3-29	@ STL	4-3	W
78	3-31	@ PHI	4-2	W
79	4-1	NJD	3-3	T
80	4-3	@ WSH	0-3	L

1983-84				
GAME DATE	OPPONENT	SCORE	RESULT	
1	10-5	NJD	6-2	W
2	10-7	@ NJD	3-1	W
3	10-8	@ PIT	6-1	W
4	10-10	LAK	2-1	W
5	10-13	WSH	4-3	W
6	10-15	@ STL	5-6	L
7	10-16	PHI	5-4	W
8	10-19	CGY	3-1	W
9	10-22	NYI	3-2	W
10	10-23	NYI	6-5*	W
11	10-26	WPG	5-7	L
12	10-28	TOR	3-5	L
13	10-30	EDM	4-5*	L
14	11-2	@ BUF	3-3	T
15	11-5	@ QUE	4-4	T
16	11-8	@ NJD	5-1	W
17	11-9	CGY	4-3	W
18	11-12	@ WSH	4-7	L
19	11-13	DET	6-3	W
20	11-16	WSH	4-1	W
21	11-19	@ BOS	6-6	T
22	11-20	QUE	6-5*	W
23	11-23	BUF	4-6	L
24	11-25	@ WSH	1-3	L
25	11-26	@ HFD	3-4*	L
26	11-28	VAN	3-3	T
27	11-30	CHI	0-4	L

1983-84 (CONT'D)				
GAME DATE	OPPONENT	SCORE	RESULT	
28	12-3	@ DET	4-2	W
29	12-4	MIN	6-4	W
30	12-7	WSH	7-5	W
31	12-12	NJD	3-7	L
32	12-14	EDM	4-9	L
33	12-17	@ NYI	1-7	L
34	12-21	PIT	6-1	W
35	12-23	CHI	3-2	W
36	12-26	@ PIT	4-7	L
37	12-28	@ CHI	7-4	W
38	12-30	PHI	6-3	W
39	12-31	@ BUF	3-2	W
40	1-2	@ WSH	2-2	T
41	1-4	NJD	4-3*	W
42	1-7	@ BOS	2-5	L
43	1-8	NYI	5-4	W
44	1-12	@ PHI	2-1	W
45	1-14	@ NYI	2-4	L
46	1-16	DET	8-5	W
47	1-18	STL	6-2	W
48	1-20	PIT	3-6	L
49	1-21	@ TOR	6-3	W
50	1-25	@ PIT	6-3	W
51	1-26	MTL	2-4	L
52	1-29	STL	3-2	W
53	2-2	@ CGY	1-8	L
54	2-4	@ VAN	5-4	W

1983-84 (CONT'D)				
GAME DATE	OPPONENT	SCORE	RESULT	
55	2-5	@ LAK	3-3	T
56	2-8	@ WPG	3-1	W
57	2-9	@ MIN	4-4	T
58	2-11	@ LAK	6-6	T
59	2-15	NYI	3-2	W
60	2-18	@ NYI	3-4	L
61	2-19	PHI	2-3*	L
62	2-23	QUE	4-2	W
63	2-25	@ MTL	4-7	L
64	2-26	PIT	4-3*	W
65	2-28	@ NJD	3-3	T
66	2-29	@ TOR	1-3	L
67	3-3	@ WSH	1-5	L
68	3-4	VAN	4-5	L
69	3-7	@ MIN	3-6	L
70	3-9	@ WPG	6-5*	W
71	3-10	@ EDM	3-2	W
72	3-14	PHI	6-3	W
73	3-17	@ PHI	4-6	L
74	3-20	BOS	4-6	L
75	3-22	@ NJD	5-3	W
76	3-24	@ PHI	5-6	L
77	3-25	MTL	3-2	W
78	3-29	PIT	6-4	W
79	3-31	@ HFD	3-5	L
80	4-1	HFD	2-0	W

1984-85				
GAME DATE	OPPONENT	SCORE	RESULT	
1	10-11	HFD	4-4	T
2	10-13	@ MIN	1-3	L
3	10-14	MIN	1-3	L
4	10-20	@ WSH	6-5	W
5	10-21	NJD	6-5	W
6	10-25	@ NYI	11-2	W
7	10-27	@ QUE	5-2	W
8	10-28	BOS	4-6	L
9	10-30	@ NYI	3-7	L
10	11-3	@ PIT	7-5	W
11	11-7	WSH	4-3	W
12	11-9	NYI	5-4*	W
13	11-11	LAK	2-4	L
14	11-14	@ CHI	4-6	L
15	11-17	@ NYI	4-10	L
16	11-18	NJD	0-6	L
17	11-21	BUF	3-2	W
18	11-24	@ QUE	3-8	L
19	11-25	QUE	2-3*	L
20	11-28	WSH	1-2	L
21	11-30	TOR	3-3	T
22	12-1	@ TOR	4-1	W
23	12-3	PHI	2-6	L
24	12-5	CGY	4-4	T
25	12-7	PIT	3-4*	L
26	12-8	@ PHI	2-4	L
27	12-10	LAK	4-2	W

1984-85 (CONT'D)				
GAME DATE	OPPONENT	SCORE	RESULT	
28	12-12	BOS	3-3	T
29	12-15	@ WSH	2-4	L
30	12-16	WSH	3-6	L
31	12-19	WPG	4-5	L
32	12-22	@ NJD	5-3	W
33	12-23	MTL	3-3	T
34	12-26	@ DET	2-5	L
35	12-29	@ MTL	3-7	L
36	12-30	STL	6-2	W
37	1-2	VAN	6-0	W
38	1-5	@ BOS	3-3	T
39	1-6	NJD	5-4*	W
40	1-9	@ WPG	5-6*	L
41	1-12	@ STL	4-4	T
42	1-14	NJD	1-2	L
43	1-16	BUF	2-2	T
44	1-18	@ NJD	9-6	W
45	1-19	@ WSH	1-7	L
46	1-24	DET	3-1	W
47	1-26	@ MTL	2-3	L
48	1-27	MIN	3-2	W
49	1-31	@ CGY	2-7	L
50	2-2	@ EDM	1-5	L
51	2-3	@ VAN	1-4	L
52	2-5	@ LAK	5-7	L
53	2-7	@ NYI	5-7	L
54	2-9	@ HFD	2-2	T

1984-85 (CONT'D)				
GAME DATE	OPPONENT	SCORE	RESULT	
55	2-10	@ PHI	2-3	L
56	2-15	EDM	8-7	W
57	2-17	NYI	9-3	W
58	2-21	HFD	7-5	W
59	2-22	@ PIT	8-3	W
60	2-25	WPG	5-12	L
61	2-28	WSH	4-5	L
62	3-2	@ PIT	4-5	L
63	3-3	PIT	7-3	W
64	3-6	@ VAN	6-3	W
65	3-7	@ CGY	5-11	L
66	3-9	@ EDM	3-3	T
67	3-11	CHI	3-4*	L
68	3-13	PHI	2-5	L
69	3-16	@ PIT	0-5	L
70	3-17	NJD	7-3	W
71	3-21	@ PHI	4-8	L
72	3-22	@ DET	3-5	L
73	3-24	NYI	2-5	L
74	3-26	PIT	5-4	W
75	3-27	@ BUF	2-3	L
76	3-30	@ PHI	0-3	L
77	3-31	TOR	7-5	W
78	4-2	PHI	1-2	L
79	4-4	@ STL	5-4	W
80	4-7	@ CHI	1-3	L

\*Overtime

# ALL-TIME RESULTS GAME-BY-GAME

1985-86					1985-86 (CONT'D)					1985-86 (CONT'D)				
GAME	DATE	OPPONENT	SCORE	RESULT	GAME	DATE	OPPONENT	SCORE	RESULT	GAME	DATE	OPPONENT	SCORE	RESULT
1	10-10	WSH	4-2	W	28	12-8	PHI	3-1	W	55	2-12	VAN	5-2	W
2	10-12	@ HFD	2-8	L	29	12-11	@ NJD	4-2	W	56	2-14	@ DET	7-5	W
3	10-13	NJD	2-3*	L	30	12-14	@ BOS	2-4	L	57	2-16	DET	3-1	W
4	10-16	@ LAK	3-4	L	31	12-15	PIT	2-5	L	58	2-20	STL	3-2	W
5	10-19	@ NYI	4-5	L	32	12-18	BUF	4-5	L	59	2-24	MIN	5-1	W
6	10-20	VAN	4-3	W	33	12-20	NYI	2-2	T	60	2-25	@ TOR	3-7	L
7	10-23	NJD	5-1	W	34	12-21	@ NYI	5-4	W	61	2-27	PIT	8-3	W
8	10-25	LAK	5-0	W	35	12-23	DET	10-2	W	62	3-1	@ WSH	0-4	L
9	10-27	BOS	2-1	W	36	12-26	@ BUF	1-6	L	63	3-2	WSH	2-4	L
10	11-2	@ NJD	5-6*	L	37	12-28	@ MIN	1-3	L	64	3-5	@ WPG	1-4	L
11	11-4	@ PIT	4-2	W	38	12-29	WSH	6-5	W	65	3-6	@ CGY	5-2	W
12	11-6	PHI	2-5	L	39	1-1	@ WSH	0-3	L	66	3-9	PHI	1-4	L
13	11-8	@ WPG	7-3	W	40	1-5	QUE	4-5	L	67	3-11	@ NJD	6-3	W
14	11-9	@ MIN	3-4*	L	41	1-10	MTL	6-4	W	68	3-12	CGY	2-3	L
15	11-11	CHI	4-5*	L	42	1-12	STL	2-2	T	69	3-15	@ PIT	2-2	T
16	11-13	MTL	5-2	W	43	1-14	@ VAN	2-1	W	70	3-16	NYI	3-1	W
17	11-16	@ MTL	2-2	T	44	1-15	@ LAK	4-3	W	71	3-18	@ NYI	2-6	L
18	11-17	EDM	2-3*	L	45	1-18	@ EDM	5-4	W	72	3-22	@ PHI	2-4	L
19	11-20	TOR	7-3	W	46	1-20	HFD	0-5	L	73	3-23	CHI	3-5	L
20	11-23	@ NYI	5-0	W	47	1-22	@ TOR	4-2	W	74	3-25	@ NJD	5-4	W
21	11-24	NYI	3-4*	L	48	1-23	QUE	0-4	L	75	3-28	EDM	4-2	W
22	11-27	CGY	2-5	L	49	1-27	@ QUE	6-6	T	76	3-29	@ PHI	2-8	L
23	11-29	@ WSH	5-2	W	50	1-29	@ CHI	4-5	L	77	3-31	NJD	9-0	W
24	11-30	@ PIT	4-5	L	51	1-31	@ BUF	3-5	L	78	4-2	PHI	2-3	L
25	12-2	PIT	0-6	L	52	2-1	@ HFD	3-1	W	79	4-5	@ WSH	4-4	T
26	12-4	WPG	7-4	W	53	2-5	@ STL	3-4	L	80	4-6	PIT	4-5*	L
27	12-7	@ PHI	0-4	L	54	2-8	@ BOS	3-2	W					

1986-87					1986-87 (CONT'D)					1986-87 (CONT'D)				
GAME	DATE	OPPONENT	SCORE	RESULT	GAME	DATE	OPPONENT	SCORE	RESULT	GAME	DATE	OPPONENT	SCORE	RESULT
1	10-9	NJD	3-5	L	28	12-11	@ MTL	2-6	L	55	2-8	TOR	4-5	L
2	10-11	@ PIT	5-6*	L	29	12-14	@ WSH	3-1	W	56	2-15	PIT	4-1	W
3	10-13	WSH	6-7*	L	30	12-15	MIN	3-4	L	57	2-17	DET	6-2	W
4	10-15	@ CHI	5-5	T	31	12-17	WSH	6-1	W	58	2-19	@ CHI	2-5	L
5	10-18	@ NYI	3-2	W	32	12-20	@ NYI	2-5	L	59	2-20	BUF	3-6	L
6	10-19	NYI	2-2	T	33	12-21	HFD	3-4*	L	60	2-22	PIT	2-4	L
7	10-22	LAK	5-4*	W	34	12-23	NJD	8-5	W	61	2-24	@ BUF	6-3	W
8	10-25	@ MTL	3-3	T	35	12-26	@ NJD	7-4	W	62	2-25	@ TOR	4-2	W
9	10-26	TOR	3-3	T	36	12-27	@ STL	2-3	L	63	2-28	@ DET	1-4	L
10	10-29	@ STL	2-7	L	37	12-30	@ PIT	5-3	W	64	3-1	@ WSH	3-7	L
11	11-2	WPG	4-5*	L	38	12-31	NYI	4-3*	W	65	3-4	NYI	7-5	W
12	11-5	@ DET	4-5*	L	39	1-3	@ QUE	5-2	W	66	3-8	CGY	4-7	L
13	11-8	@ PHI	3-2	W	40	1-5	MIN	3-3	T	67	3-11	BOS	3-2	W
14	11-9	@ QUE	5-6	L	41	1-7	PHI	3-6	L	68	3-12	@ PHI	6-1	W
15	11-12	BUF	2-1*	W	42	1-9	NYI	1-2	L	69	3-14	@ PIT	3-2*	W
16	11-14	PHI	2-1	W	43	1-11	VAN	8-3	W	70	3-15	PHI	2-5	L
17	11-16	EDM	6-8	L	44	1-12	@ BOS	1-4	L	71	3-17	@ PHI	1-4	L
18	11-17	@ NJD	2-3	L	45	1-14	@ CGY	8-5	W	72	3-18	HFD	3-5	L
19	11-19	@ EDM	4-5*	L	46	1-19	@ LAK	2-2	T	73	3-21	@ NYI	3-4	L
20	11-21	@ VAN	8-5	W	47	1-21	@ VAN	3-5	L	74	3-22	CHI	5-3	W
21	11-22	@ CGY	3-8	L	48	1-23	@ EDM	4-7	L	75	3-25	NJD	2-8	L
22	11-26	QUE	4-2	W	49	1-26	NJD	6-3	W	76	3-27	STL	6-4	W
23	11-29	@ PIT	5-5	T	50	1-28	WPG	1-2	L	77	3-30	@ MIN	6-5	W
24	11-30	PIT	2-2	T	51	1-31	@ PHI	3-1	W	78	4-1	WSH	1-5	L
25	12-2	@ NJD	5-8	L	52	2-1	BOS	5-4	W	79	4-4	@ HFD	3-5	L
26	12-5	@ WPG	6-3	W	53	2-4	WSH	3-2	W	80	4-5	MTL	2-8	L
27	12-10	LAK	5-4	W	54	2-7	@ WSH	5-4*	W					

1987-88					1987-88 (CONT'D)					1987-88 (CONT'D)				
GAME	DATE	OPPONENT	SCORE	RESULT	GAME	DATE	OPPONENT	SCORE	RESULT	GAME	DATE	OPPONENT	SCORE	RESULT
1	10-8	PIT	4-4	T	28	12-10	@ PHI	3-5	L	55	2-7	PIT	6-3	W
2	10-10	@ HFD	6-2	W	29	12-12	@ TOR	3-4	L	56	2-11	WSH	3-5	L
3	10-12	MIN	6-2	W	30	12-14	DET	4-3	W	57	2-14	NYI	4-4	T
4	10-15	@ PIT	6-6	T	31	12-16	@ NJD	9-3	W	58	2-15	MTL	3-7	L
5	10-17	@ WSH	4-4	L	32	12-19	@ PIT	3-4	L	59	2-17	CGY	5-3	W
6	10-19	WSH	2-4	L	33	12-20	PIT	4-8	L	60	2-19	@ NJD	3-6	L
7	10-21	CGY	4-5	L	34	12-22	PHI	4-6	L	61	2-21	VAN	4-6	L
8	10-23	CHI	7-3	W	35	12-26	@ NJD	5-3	W	62	2-25	PIT	2-1	W
9	10-24	@ PHI	5-3	W	36	12-27	BOS	4-1	W	63	2-26	@ NJD	2-1	W
10	10-26	PHI	2-2	T	37	12-29	@ NYI	3-3	T	64	2-29	STL	5-2	W
11	10-28	LAK	3-4	L	38	12-31	QUE	6-1	W	65	3-2	NYI	3-1	W
12	10-31	@ NYI	2-8	L	39	1-2	@ MIN	5-3	W	66	3-4	@ BUF	3-6	L
13	11-1	EDM	6-7	L	40	1-4	STL	6-2	W	67	3-5	@ HFD	1-3	L
14	11-3	@ CGY	3-5	L	41	1-6	VAN	4-2	W	68	3-8	NJD	7-4	W
15	11-4	@ EDM	2-7	L	42	1-8	@ WSH	4-8	L	69	3-12	@ WSH	4-2	W
16	11-7	@ LAK	4-5	L	43	1-10	@ BUF	3-4	L	70	3-15	PHI	3-1	W
17	11-10	NJD	2-3	L	44	1-11	CHI	2-2	T	71	3-16	WSH	4-8	L
18	11-14	@ PIT	2-3*	L	45	1-13	DET	4-7	L	72	3-19	@ TOR	4-3	W
19	11-15	WPG	6-4	W	46	1-16	@ MTL	3-4	L	73	3-20	HFD	2-1	W
20	11-19	@ MIN	3-4	L	47	1-17	PHI	1-2	L	74	3-22	BUF	2-3	L
21	11-20	@ WPG	4-3	W	48	1-19	@ LAK	3-6	L	75	3-24	EDM	6-1	W
22	11-25	TOR	5-3	W	49	1-22	@ VAN	3-5	W	76	3-26	@ DET	4-4	T
23	11-28	@ NYI	4-5	L	50	1-28	@ PHI	5-2	W	77	3-27	@ NJD	2-7	L
24	11-29	NYI	3-1	W	51	1-30	@ BOS	4-2	W	78	3-30	@ CHI	4-3	W
25	12-3	@ BOS	3-4	L	52	2-2	@ NYI	2-2	T	79	4-1	@ WPG	6-6	T
26	12-5	@ STL	3-2	W	53	2-4	@ QUE	2-3	L	80	4-3	QUE	3-0	W
27	12-9	MTL	2-2	T	54	2-6	@ WSH	3-0	W					

\*Overtime

# ALL-TIME RESULTS GAME-BY-GAME

1988-89					1988-89 (CONT'D)					1988-89 (CONT'D)				
GAME	DATE	OPPONENT	SCORE	RESULT	GAME	DATE	OPPONENT	SCORE	RESULT	GAME	DATE	OPPONENT	SCORE	RESULT
1	10-6	@ CHI	2-2	T	28	12-6	@ VAN	5-3	W	55	2-5	MIN	3-5	L
2	10-8	@ STL	4-2	W	29	12-8	@ HFD	4-5	L	56	2-9	WPG	4-3	W
3	10-10	NJD	0-5	L	30	12-10	@ BOS	1-1	T	57	2-12	EDM	1-3	L
4	10-12	HFD	3-4	L	31	12-12	LAK	2-5	L	58	2-14	@ PHI	1-3	L
5	10-16	VAN	3-2	W	32	12-14	NYI	2-1	W	59	2-17	TOR	6-10	L
6	10-19	WSH	5-1	W	33	12-17	@ MTL	3-6	L	60	2-18	@ PIT	5-3	W
7	10-21	@ WSH	4-1	W	34	12-19	WSH	3-1	W	61	2-20	NJD	7-4	W
8	10-23	QUE	8-2	W	35	12-21	BUF	2-5	L	62	2-22	PHI	4-6	L
9	10-26	PHI	4-3	W	36	12-23	@ WSH	2-2	T	63	2-25	@ QUE	7-2	W
10	10-29	@ PHI	6-5	W	37	12-26	NJD	5-1	W	64	2-27	LAK	6-4	W
11	11-30	PIT	9-2	W	38	12-27	@ NJD	7-5	W	65	3-1	TOR	7-4	W
12	11-2	@ BUF	4-6	L	39	12-31	CHI	4-1	W	66	3-3	@ NJD	3-6	L
13	11-6	@ NYI	5-6	L	40	1-2	HFD	5-4	W	67	3-5	BOS	0-5	L
14	11-8	@ NJD	3-4	L	41	1-4	WSH	3-3	T	68	3-8	BUF	0-2	L
15	11-9	PHI	5-3	W	42	1-7	@ NYI	5-1	W	69	3-9	@ DET	2-3	L
16	11-11	BOS	4-4	T	43	1-9	NJD	4-5	L	70	3-11	@ WSH	2-4	L
17	11-13	DET	3-5	L	44	1-14	@ PIT	4-4	T	71	3-13	CGY	4-3	W
18	11-15	@ PHI	3-3	T	45	1-15	PIT	6-4	W	72	3-15	WPG	3-6	L
19	11-17	@ LAK	6-5	W	46	1-18	@ CHI	6-4	W	73	3-18	@ QUE	3-8	L
20	11-19	@ MIN	4-1	W	47	1-19	@ STL	5-0	W	74	3-20	STL	7-4	W
21	11-21	MTL	2-4	L	48	1-21	@ VAN	5-4*	W	75	3-22	MIN	3-1	W
22	11-23	@ PIT	2-8	L	49	1-23	@ EDM	3-2	W	76	3-25	@ PHI	1-6	L
23	11-26	@ NYI	6-4	W	50	1-26	@ CGY	3-5	L	77	3-26	PIT	4-6	L
24	11-27	NYI	5-3	W	51	1-28	@ TOR	1-1	T	78	3-29	@ DET	3-4	L
25	11-29	@ WPG	4-3	W	52	1-30	NYI	7-3	W	79	4-1	@ PIT	2-5	L
26	12-1	@ CGY	3-6	L	53	2-1	WSH	3-4*	L	80	4-2	NYI	4-6	L
27	12-4	@ EDM	6-10	L	54	2-4	@ MTL	5-7	L					

1989-90					1989-90 (CONT'D)					1989-90 (CONT'D)				
GAME	DATE	OPPONENT	SCORE	RESULT	GAME	DATE	OPPONENT	SCORE	RESULT	GAME	DATE	OPPONENT	SCORE	RESULT
1	10-6	@ WPG	4-1	W	28	12-2	@ LAK	0-6	L	55	2-7	EDM	5-2	W
2	10-8	@ CHI	5-3	W	29	12-6	NJD	5-3	W	56	2-9	@ BUF	2-3	L
3	10-11	CGY	5-4	W	30	12-9	@ NYI	0-0	T	57	2-11	CGY	2-5	L
4	10-13	@ WSH	4-7	L	31	12-10	PHI	2-4	L	58	2-13	@ PHI	4-3	W
5	10-15	PIT	4-2	W	32	12-13	STL	1-3	L	59	2-14	PIT	3-4*	L
6	10-17	CHI	3-3	T	33	12-16	@ NYI	3-4	L	60	2-16	@ NJD	2-1	W
7	10-19	HFD	7-3	W	34	12-17	MTL	0-2	L	61	2-19	NJD	4-3*	W
8	10-21	@ PHI	3-1	W	35	12-20	BUF	2-2	T	62	2-21	@ DET	4-4	T
9	10-23	VAN	5-3	W	36	12-23	@ WSH	2-3	L	63	2-23	@ WSH	6-3	W
10	10-25	EDM	3-3	T	37	12-26	NJD	4-4	T	64	2-26	BOS	6-1	W
11	10-27	NYI	5-5	T	38	12-27	@ PIT	4-7	L	65	2-28	WSH	3-2	W
12	10-28	@ NYI	4-1	W	39	12-29	@ NJD	2-3	L	66	3-2	NYI	6-3	W
13	11-30	PHI	1-3	L	40	12-31	PIT	4-5	L	67	3-3	@ HFD	4-6	L
14	11-2	QUE	6-1	W	41	1-3	WSH	2-1	W	68	3-5	DET	3-2	W
15	11-4	@ MTL	2-3	L	42	1-4	@ MIN	2-8	L	69	3-8	@ PHI	7-5	W
16	11-6	DET	6-1	W	43	1-6	@ STL	3-4	L	70	3-10	@ MIN	2-2	T
17	11-8	MTL	2-3	L	44	1-8	PIT	5-7	L	71	3-12	LAK	2-6	L
18	11-12	@ NYI	4-2	W	45	1-10	CHI	2-2	T	72	3-14	@ TOR	8-2	W
19	11-14	@ PIT	0-6	L	46	1-13	@ BOS	3-2	W	73	3-17	@ NYI	3-6	L
20	11-17	@ HFD	4-5*	L	47	1-14	PHI	4-3*	W	74	3-18	VAN	5-2	W
21	11-18	@ HFD	3-2	W	48	1-18	@ PIT	3-3	T	75	3-21	TOR	5-5	T
22	11-20	WPG	3-3	T	49	1-23	@ EDM	4-3	W	76	3-25	PHI	7-3	W
23	11-22	@ BUF	1-4	L	50	1-25	@ CGY	5-8	L	77	3-27	@ QUE	7-4	W
24	11-25	@ TOR	4-7	L	51	1-27	@ LAK	3-1	W	78	3-29	@ NJD	4-6	L
25	11-26	QUE	3-1	W	52	1-31	STL	2-2	T	79	3-31	@ WSH	1-2	L
26	11-29	@ WPG	4-5	L	53	2-3	@ BOS	2-1	W	80	4-1	WSH	2-3	L
27	12-1	@ VAN	4-3	W	54	2-4	MIN	4-3	W					

1990-91					1990-91 (CONT'D)					1990-91 (CONT'D)				
GAME	DATE	OPPONENT	SCORE	RESULT	GAME	DATE	OPPONENT	SCORE	RESULT	GAME	DATE	OPPONENT	SCORE	RESULT
1	10-4	@ CHI	3-4	L	28	11-28	WSH	3-6	L	55	2-3	WPG	3-4	L
2	10-6	@ HFD	4-5	L	29	11-30	@ PHI	1-5	L	56	2-6	NYI	8-2	W
3	10-8	MIN	6-3	W	30	12-1	@ BOS	5-4	W	57	2-8	VAN	5-1	W
4	10-10	WSH	4-2	W	31	12-3	PIT	4-9	L	58	2-9	@ MTL	4-6	L
5	10-12	MTL	3-0	W	32	12-5	@ CGY	1-4	L	59	2-13	NJD	4-6	L
6	10-13	@ WSH	5-2	W	33	12-7	@ EDM	3-4	L	60	2-15	HFD	5-3	W
7	10-17	WPG	5-3	W	34	12-11	@ LAK	6-4	W	61	2-18	NYI	4-5	L
8	10-19	@ NJD	2-3	L	35	12-14	@ VAN	5-3	W	62	2-21	@ PHI	4-4	T
9	10-20	@ PIT	4-3	W	36	12-17	WSH	5-3	W	63	2-22	@ WSH	2-3	L
10	10-22	TOR	5-1	W	37	12-19	TOR	1-4	L	64	2-24	NJD	5-2	W
11	10-25	PHI	5-3	W	38	12-22	@ MTL	1-3	L	65	2-27	WSH	4-4	T
12	10-27	@ QUE	4-1	W	39	12-23	BOS	5-5	T	66	2-28	@ STL	4-4	T
13	10-29	QUE	5-0	W	40	12-28	@ WSH	5-3	W	67	3-2	@ TOR	5-2	W
14	10-31	LAK	9-4	W	41	12-30	NJD	2-2	T	68	3-4	PHI	6-2	W
15	11-2	NYI	2-3	L	42	1-2	LAK	4-1	W	69	3-7	@ QUE	2-4	L
16	11-3	@ PIT	1-3	L	43	1-3	@ PIT	7-5	W	70	3-9	@ NYI	4-6	L
17	11-5	BOS	2-3*	L	44	1-5	@ STL	3-2*	W	71	3-10	@ CHI	2-5	L
18	11-7	BUF	6-2	W	45	1-7	PHI	3-2	W	72	3-13	DET	1-4	L
19	11-9	@ NJD	3-2	W	46	1-9	STL	2-3	L	73	3-15	@ NJD	2-5	L
20	11-11	CGY	4-4	T	47	1-11	@ DET	3-6	L	74	3-17	PIT	2-4	L
21	11-13	@ PHI	1-1	T	48	1-13	HFD	4-3	W	75	3-21	@ PIT	4-5*	L
22	11-15	@ MIN	4-2	W	49	1-15	EDM	2-2	T	76	3-23	@ PHI	4-7	L
23	11-16	@ WPG	6-4	W	50	1-17	CHI	2-3	L	77	3-24	NYI	3-1	W
24	11-19	MIN	2-2	T	51	1-25	@ NYI	2-3	L	78	3-26	NJD	3-3	T
25	11-21	@ BUF	5-5	T	52	1-25	@ EDM	4-3	W	79	3-30	@ DET	5-6	L
26	11-24	@ NYI	2-2	T	53	1-30	@ CGY	1-5	L	80	3-31	PIT	6-3	W
27	11-26	BUF	5-0	W	54	1-31	@ VAN	3-3	T					

\*Overtime



# ALL-TIME RESULTS GAME-BY-GAME

1991-92					1991-92 (CONT'D)					1991-92 (CONT'D)				
GAME	DATE	OPPONENT	SCORE	RESULT	GAME	DATE	OPPONENT	SCORE	RESULT	GAME	DATE	OPPONENT	SCORE	RESULT
1	10-3	@ BOS	3-5	L	28	12-6	@ DET	5-6*	L	55	2-7	@ WSH	2-6	L
2	10-5	@ MTL	2-1*	W	29	12-8	@ BOS	4-0	W	56	2-9	DET	5-5	T
3	10-7	@ BOS	2-1*	W	30	12-10	@ PIT	3-5	L	57	2-12	VAN	5-2	W
4	10-9	NYI	5-3	W	31	12-13	@ WSH	5-3	W	58	2-14	NYI	9-2	W
5	10-11	@ WSH	1-5	L	32	12-14	@ HFD	6-2	W	59	2-16	@ NJD	2-4	L
6	10-12	@ HFD	2-5	L	33	12-16	SJS	4-3*	W	60	2-17	VAN	3-3	T
7	10-14	WSH	3-5	L	34	12-18	PHI	6-3	W	61	2-20	@ NYI	2-6	L
8	10-16	NJD	4-2	W	35	12-21	@ PIT	7-5	W	62	2-21	MIN	5-4	W
9	10-19	@ PIT	5-4	W	36	12-23	NJD	3-0	W	63	2-23	PHI	2-1*	W
10	10-20	EDM	3-4	L	37	12-26	@ WSH	8-6	W	64	2-25	CHI	4-1	W
11	10-23	LAK	7-2	W	38	12-28	@ NYI	4-5	L	65	3-1	HFD	9-4	W
12	10-26	@ QUE	5-3	W	39	12-29	PIT	3-6	L	66	3-2	@ NJD	7-1	W
13	10-29	MIN	3-2	W	40	12-31	@ WPG	5-2	W	67	3-4	NJD	4-5	L
14	10-31	QUE	5-4	W	41	1-2	@ CHI	4-3	W	68	3-7	@ PHI	4-5	L
15	11-2	@ PHI	4-2	W	42	1-4	@ NJD	4-6	L	69	3-9	WSH	2-5	L
16	11-4	CGY	4-0	W	43	1-6	WPG	4-2	W	70	3-11	CHI	7-1	W
17	11-6	MTL	1-4	L	44	1-8	STL	3-5	L	71	3-14	@ STL	6-0	W
18	11-8	TOR	3-3	T	45	1-11	@ QUE	7-2	W	72	3-16	MTL	4-1	W
19	11-11	PIT	3-1	W	46	1-12	@ BUF	3-6	L	73	3-18	NYI	1-1	T
20	11-13	WSH	3-5	L	47	1-14	BUF	6-2	W	74	3-20	@ DET	4-2	W
21	11-16	@ NYI	2-4	L	48	1-16	CGY	6-4	W	75	3-22	NJD	6-3	W
22	11-19	@ VAN	4-3	W	49	1-22	@ CGY	4-4	T	76	3-23	@ PHI	4-3	W
23	11-21	@ LAK	1-6	L	50	1-23	@ EDM	3-1	W	77	3-24	PHI	4-1	W
24	11-23	@ STL	3-0	W	51	1-28	@ SJS	4-2	W	78	3-28	@ NYI	1-4	L
25	11-27	@ WPG	2-3	L	52	1-30	@ LAK	4-1	W	79	4-15	@ TOR	2-4	L
26	11-29	@ BUF	5-4*	W	53	2-1	@ MIN	2-1	W	80	4-16	PIT	7-1	W
27	12-2	PHI	4-2	W	54	2-5	PIT	4-3	W					

1992-93					1992-93 (CONT'D)					1992-93 (CONT'D)				
GAME	DATE	OPPONENT	SCORE	RESULT	GAME	DATE	OPPONENT	SCORE	RESULT	GAME	DATE	OPPONENT	SCORE	RESULT
1	10-9	@ WSH	4-2	W	29	12/11	@ TBL	5-4	W	57	2/13	@ NYI	4-5	L
2	10-10	@ NJD	2-4	L	30	12/13	MTL	10-5	W	58	2/15	STL	4-1	W
3	10-12	HFD	6-2	W	31	12/15	CGY	0-3	L	59	2/20	@ SJS	6-4	W
4	10-14	NJD	6-1	W	32	12/17	@ STL	4-3	W	60	2/22	@ SJS	4-0	W
5	10-17	@ NYI	3-6	L	33	12/19	@ HFD	4-4	T	61	2/24	@ VAN	4-5	L
6	10-18	NYI	4-3	W	34	12/21	@ NJD	3-0	W	62	2/26	@ CGY	4-4	T
7	1-21	WSH	2-1	W	35	12/23	NJD	4-5*	L	63	2/27	@ EDM	1-0	W
8	10-23	MTL	3-3	T	36	12/26	@ NYI	4-6	L	64	3/3	BUF	2-2	T
9	10-24	@ OTT	3-2*	W	37	12/27	BOS	6-5	W	65	3/5	PIT	3-1	W
10	10-26	PHI	8-4	W	38	12/29	@ WSH	3-4*	L	66	3/6	@ QUE	2-10	L
11	10-29	QUE	3-6	L	39	12/31	@ BUF	6-11	L	67	3/9	LAK	4-3	W
12	10-31	@ MTL	3-4	L	40	1/2	@ PIT	2-5	L	68	3/11	@ CHI	4-1	W
13	11-2	BUF	7-6*	W	41	1/4	NJD	3-3	T	69	3/15	BOS	1-3	L
14	11-4	PHI	3-1	W	42	1/6	OTT	6-2	W	70	3/17	EDM	3-4*	L
15	11-7	@ BOS	2-2	T	43	1/9	@ PHI	3-4	L	71	3/19	SJS	8-1	W
16	11-9	TBL	1-5	L	44	1/11	VAN	3-3	T	72	3/22	@ OTT	5-4	W
17	11-11	WSH	4-7	L	45	1/13	WSH	5-4	W	73	3/24	PHI	4-5	L
18	11-14	@ QUE	3-6	L	46	1/16	@ MTL	0-3	T	74	3/26	CHI	1-3	L
19	11-19	@ PHI	3-7	L	47	1/19	@ DET	2-2	T	75	3/28	QUE	2-3	L
20	11-21	@ WPG	5-4	W	48	1/23	@ LAK	8-3	W	76	4/2	NYI	2-3*	L
21	11-23	PIT	2-5	L	49	1/27	WPG	5-2	W	77	4/4	@ WSH	4-0	W
22	11-25	@ PIT	11-3	W	50	1/29	@ BUF	4-6	L	78	4/5	HFD	4-5	L
23	11-27	@ MIN	4-4	T	51	1/30	@ TOR	1-3	L	79	4/7	@ NJD	2-5	L
24	11-30	MIN	2-4	L	52	2/1	@ NYI	4-4	T	80	4/9	PIT	4-10	L
25	12-2	DET	5-3	W	53	2/3	PHI	2-2	T	81	4/10	@ PIT	2-4	L
26	12-4	@ WSH	4-8	L	54	2/8	@ NJD	4-5	L	82	4/12	@ PHI	0-1	L
27	12-6	TOR	6-0	W	55	2/10	PIT	0-3	L	83	4/14	WSH	0-2	L
28	12-9	TBL	6-5	W	56	2/12	NYI	4-3	W	84	4/16	@ WSH	2-4	L

1993-94					1993-94 (CONT'D)					1993-94 (CONT'D)				
GAME	DATE	OPPONENT	SCORE	RESULT	GAME	DATE	OPPONENT	SCORE	RESULT	GAME	DATE	OPPONENT	SCORE	RESULT
1	10-5	BOS	3-4	L	29	12-8	EDM	1-1	T	57	2-19	@ HFD	2-4	L
2	10-7	TBL	5-4	W	30	12-13	BUF	2-0	W	58	2-21	PIT	4-3*	W
3	10-9	@ PIT	2-3	L	31	12-15	HFD	5-2	W	59	2-23	BOS	3-6	L
4	10-14	WSH	5-2	W	32	12-17	@ DET	4-6	L	60	2-24	DET	3-1	W
5	10-13	QUE	6-4	W	33	12-19	OTT	6-3	W	61	2-26	@ DAL	1-3	L
6	10-15	@ BUF	5-2	W	34	12-22	@ FLA	2-3	L	62	2-28	PHI	4-1	W
7	10-16	@ PHI	3-4	L	35	12-23	@ WSH	1-0	W	63	3-2	QUE	5-2	W
8	10-19	ANA	2-4	L	36	12-26	NJD	8-3	W	64	3-4	NYI	3-3	T
9	10-22	@ TBL	1-4	L	37	12-29	@ STL	4-3	W	65	3-5	@ NYI	5-4	W
10	10-24	LAK	3-2	W	38	12-31	@ BUF	1-4	L	66	3-7	DET	3-6	L
11	10-28	MTL	3-3	T	39	1-3	FLA	3-2	W	67	3-9(N)	WSH	7-5	W
12	10-30	@ HFD	4-1	W	40	1-5	CGY	1-4	L	68	3-10	@ BOS	2-2	T
13	10-31(N)	NJD	4-1	W	41	1-8	@ MTL	2-3	L	69	3-12	@ PIT	2-6	L
14	11-3	VAN	6-3	W	42	1-10	TBL	2-5	L	70	3-14	@ FLA	1-2	L
15	11-6	@ QUE	4-2	W	43	1-14	PHI	5-2	W	71	3-16	HFD	4-0	W
16	11-8	TBL	6-3	W	44	1-16	@ CHI	5-1	W	72	3-18	CHI	3-7	L
17	11-10	WPG	2-1	W	45	1-18	STL	4-1	W	73	3-22	@ CGY	4-4	T
18	11-13	@ WSH	2-0	W	46	1-25	@ SJS	8-3	W	74	3-23	@ EDM	5-3	W
19	11-14	SJS	3-3	T	47	1-27	@ LAK	5-4*	W	75	3-25	@ VAN	5-2	W
20	11-16	@ FLA	4-2	W	48	1-28	@ ANA	2-3	L	76	3-27	@ WPG	1-3	L
21	11-19	@ TBL	5-3	W	49	1-31	PIT	5-3	W	77	3-29	@ PHI	4-3	W
22	11-23	MTL	5-4	W	50	2-2	NYI	4-4	T	78	4-1	DAL	3-0	W
23	11-24	@ OTT	7-1	W	51	2-3	@ BOS	3-0	W	79	4-2	@ NJD	4-2	W
24	11-27	@ NYI	4-6	L	52	2-7	WSH	1-4	L	80	4-4	FLA	3-2	W
25	11-28	WSH	3-1	W	53	2-9	@ MTL	3-4*	L	81	4-8	TOR	5-3	W
26	11-30	@ NJD	3-1	W	54	2-12	@ OTT	4-3*	W	82	4-10	@ NYI	4-5	L
27	12-4	@ TOR	4-3	W	55	2-14	@ QUE	4-2	W	83	4-12	BUF	3-2	W
28	12-5	NJD	2-1	W	56	2-18	OTT	3-0	W	84	4-14	PHI	2-2	T

\*Overtime

# ALL-TIME RESULTS GAME-BY-GAME

1994-95

GAME DATE	OPPONENT	SCORE	RESULT
1 1-20	BUF	1-2	L
2 1-21	MTL	5-2	W
3 1-23	BOS	1-2	L
4 1-25	PIT	2-3	L
5 1-28	@ QUE	0-2	L
6 1-30	OTT	6-2	W
7 2-1	@ PIT	3-4	L
8 2-2	TBL	3-3	T
9 2-4	@ OTT	2-1	W
10 2-8	WSH	5-4	W
11 2-9	@ NJD	1-4	L
12 2-11	@ TBL	3-2	W
13 2-15	@ BUF	2-1	T
14 2-16	MTL	2-2	T
15 2-18	@ MTL	2-5	L
16 2-20	@ TBL	3-1	W

1994-95 (CONT'D)

GAME DATE	OPPONENT	SCORE	RESULT
17 2-21	@ FLA	5-3	W
18 2-24	HFD	1-2	L
19 2-26	@ BUF	4-2	W
20 2-28	FLA	0-0	T
21 3-1	@ HFD	5-2	W
22 3-3	PHI	5-3	W
23 3-5	@ WSH	2-4	L
24 3-6	OTT	4-3	W
25 3-8	NJD	6-4	W
26 3-11	@ MTL	1-3	L
27 3-15	PHI	3-4	L
28 3-18	@ WSH	1-4	L
29 3-2	NJD	2-5	L
30 3-23	@ NYI	0-1	L
31 3-25	@ QUE	1-2	L
32 3-30	QUE	4-5	L

1994-95 (CONT'D)

GAME DATE	OPPONENT	SCORE	RESULT
33 4-1	@ BOS	3-2	W
34 4-2	@ PHI	2-4	L
35 4-5	@ FLA	5-0	W
36 4-7	NYI	3-4	L
37 4-9	@ NJD	0-2	L
38 4-12	BUF	3-1	W
39 4-14	BOS	5-3	W
40 4-16	@ NYI	3-2	W
41 4-18	@ PIT	5-6	L
42 4-20	HFD	3-2	W
43 4-23	@ BOS	4-5	L
44 4-24	WSH	5-4	W
45 4-26	TBL	6-4	W
46 4-28	NYI	2-4	L
47 4-30	@ PHI	2-0	W
48 5-2	FLA	3-4	L

1995-96

GAME DATE	OPPONENT	SCORE	RESULT
1 10-7	@ HFD	0-2	L
2 10-11	WPG	6-4	W
3 10-14	@ TOR	2-0	W
4 10-16	HFD	5-7	L
5 10-17	@ NYI	5-1	W
6 10-20	@ BUF	3-1	W
7 10-22	OTT	2-4	L
8 10-24	VAN	5-2	W
9 10-26	@ TBL	4-4	T
10 10-29	TOR	3-2	W
11 10-31	@ SJS	5-3	W
12 11-2	@ LAK	3-5	L
13 11-3	@ ANA	4-7	L
14 11-6	CGY	4-2	W
15 11-8	TBL	5-4	W
16 11-10	NYI	4-1	W
17 11-11	@ HFD	4-1	W
18 11-14	@ STL	1-1	T
19 11-16	@ CHI	1-3	L
20 11-17	@ WPG	3-6	L
21 11-21	PIT	9-4	W
22 11-22	@ PIT	4-3	W
23 11-25	@ DET	0-2	L
24 11-27	NJD	1-1	T
25 11-29	BUF	5-3	W
26 12-1	COL	5-3	W
27 12-2	@ OTT	4-2	W
28 12-4	ANA	5-1	W

1995-96 (CONT'D)

GAME DATE	OPPONENT	SCORE	RESULT
29 12-6	CHI	5-5	T
30 12-8	DET	2-1*	W
31 12-9	@ MTL	2-2	T
32 12-11	DAL	3-2	W
33 12-13	BOS	4-2	W
34 12-15	@ BUF	4-5	L
35 12-16	@ WSH	2-3	L
36 12-18	WSH	3-0	W
37 12-21	@ PHI	2-1	W
38 12-22	HFD	3-3	T
39 12-26	OTT	6-4	W
40 12-28	@ VAN	3-2	W
41 12-30	@ EDM	8-3	W
42 12-31	@ CGY	1-3	L
43 1-3	MTL	7-4	W
44 1-5	@ WSH	4-4	T
45 1-10	SJS	7-4	W
46 1-13	@ PHI	4-0	W
47 1-14	STL	3-3	T
48 1-22	LAK	3-1	W
49 1-24	PHI	4-4	T
50 1-27	@ BOS	5-3	W
51 1-31	@ DAL	1-1	T
52 2-3	@ COL	1-7	L
53 2-6	@ NYI	4-2	W
54 2-8	NYI	6-2	W
55 2-10	@ NJD	0-3	L
56 2-11	@ TBL	6-2	W

1995-96 (CONT'D)

GAME DATE	OPPONENT	SCORE	RESULT
57 2-15	MTL	2-2	T
58 2-17	@ OTT	2-1*	W
59 2-18	@ PIT	3-4*	L
60 2-22	NYI	3-5	L
61 2-24	@ FLA	4-0	W
62 2-27	WSH	3-5	L
63 2-28	BOS	1-3	L
64 3-1	BUF	3-3	T
65 3-4	NJD	2-2	T
66 3-7	@ TBL	2-5	L
67 3-9	@ WSH	6-1	W
68 3-13	FLA	3-3	T
69 3-16	@ MTL	2-4	L
70 3-19	EDM	1-4	L
71 3-23	@ BOS	5-4	W
72 3-24	PIT	2-8	L
73 3-27	FLA	3-0	W
74 3-31	@ NYI	4-1	W
75 4-2	@ NJD	3-1	W
76 4-4	@ PHI	1-4	L
77 4-5	@ PHI	3-1	W
78 4-7	@ NJD	2-4	L
79 4-8	FLA	3-5	L
80 4-10	WSH	1-4	L
81 4-12	TBL	2-3	L
82 4-14	@ FLA	1-5	L

1996-97

GAME DATE	OPPONENT	SCORE	RESULT
1 10-5	@ BOS	4-4	T
2 10-6	FLA	2-5	L
3 10-8	@ FLA	1-1	T
4 10-10	DAL	1-2	L
5 10-12	@ MTL	2-5	L
6 10-14	CGY	5-4	W
7 10-16	PIT	8-1	W
8 10-18	STL	2-1	W
9 10-20	@ TBL	2-5	L
10 10-23	WSH	2-3	L
11 10-25	@ FLA	4-6	L
12 10-27	BUF	6-4	W
13 10-29	FLA	1-1	T
14 10-30	@ NJD	6-1	W
15 11-2	@ BOS	5-2	W
16 11-4	TBL	3-5	L
17 11-6	@ NYI	1-1	T
18 11-9	@ WSH	2-3	L
19 11-11	VAN	2-3	L
20 11-13	PHI	1-2	L
21 11-16	@ PIT	3-5	W
22 11-18	@ CGY	3-5	L
23 11-21	@ EDM	2-3	L
24 11-23	@ VAN	3-5	L
25 11-26	@ PHX	3-1	W
26 11-27	@ COL	5-2	W
27 12-1	MTL	6-2	W
28 12-4	PHI	1-1	T

1996-97 (CONT'D)

GAME DATE	OPPONENT	SCORE	RESULT
29 12-6	TOR	6-5	W
30 12-7	@ TOR	4-0	W
31 12-9	PHX	5-2	W
32 12-11	NYI	3-5	L
33 12-13	@ BUF	3-0	W
34 12-16	HFD	5-2	W
35 12-18	LAK	4-0	W
36 12-21	@ MTL	3-2*	W
37 12-22	FLA	7-3	W
38 12-26	@ OTT	2-5	L
39 12-27	ANA	3-2	W
40 12-30	@ DAL	3-2	W
41 12-31	@ TBL	2-4	L
42 1-2	NYI	4-3	W
43 1-4	OTT	6-4	W
44 1-6	COL	2-2	T
45 1-8	TBL	3-4	L
46 1-9	@ WSH	0-2	L
47 1-12	NJD	3-0	W
48 1-13	NYI	2-4	L
49 1-21	@ EDM	4-4	T
50 1-22	@ WSH	5-3	W
51 1-25	@ PIT	7-4	W
52 1-27	CHI	1-2	L
53 2-1	@ PHI	4-2	W
54 2-2	BOS	2-3	L
55 2-5	HFD	5-2	W
56 2-8	@ NYI	5-2	W

1996-97 (CONT'D)

GAME DATE	OPPONENT	SCORE	RESULT
57 2-9	@ FLA	3-4	L
58 2-13	@ STL	1-4	L
59 2-15	@ CHI	0-2	L
60 2-17	NJD	2-2	T
61 2-19	@ NJD	1-1	T
62 2-21	@ HFD	2-7	L
63 2-23	@ PHI	1-2	L
64 3-1	@ DET	0-3	L
65 3-3	SJS	5-4*	W
66 3-6	@ LAK	6-2	W
67 3-7	@ ANA	2-5	L
68 3-9	@ SJS	2-1	W
69 3-12	WSH	3-2	W
70 3-14	@ OTT	4-3*	W
71 3-17	@ OTT	3-4	L
72 3-19	MTL	4-5	L
73 3-21	DET	3-1	W
74 3-24	PIT	3-0	W
75 3-27	@ NJD	0-4	L
76 3-29	@ HFD	1-2	L
77 4-1	BUF	1-1	T
78 4-3	BOS	5-4	W
79 4-4	@ BUF	1-5	L
80 4-7	@ PHI	3-2	W
81 4-10	@ PHI	6-3	W
82 4-11	TBL	2-4	L

\*Overtime

# ALL-TIME RESULTS GAME-BY-GAME

1997-98					1997-98 (CONT'D)					1997-98 (CONT'D)				
GAME	DATE	OPPONENT	SCORE	RESULT	GAME	DATE	OPPONENT	SCORE	RESULT	GAME	DATE	OPPONENT	SCORE	RESULT
1	10-3	NYI	2-2	T	29	12-2	WSH	2-3*	L	57	2-7	@ PHX	1-1	T
2	10-5	LAK	2-2	T	30	12-5	PHI	4-4	T	58	2-26	@ TOR	5-2	W
3	10-8	@ EDM	3-3	T	31	12-6	@ MTL	3-3	T	59	2-28	PHI	1-3	L
4	10-9	@ CGY	1-1	T	32	12-8	PHX	3-1	W	60	3-2	BUF	0-1	L
5	10-11	@ VAN	6-3	W	33	12-10	CGY	1-4	L	61	3-4	@ FLA	4-3	W
6	10-14	PIT	0-1	L	34	12-12	FLA	3-4	L	62	3-7	@ NJD	3-6	L
7	10-15	@ OTT	1-5	L	35	12-16	@ NJD	3-4	L	63	3-9	NJD	2-2	T
8	10-18	@ STL	3-5	L	36	12-17	@ FLA	4-2	W	64	3-11	SJS	5-3	W
9	10-20	CAR	4-2	W	37	12-20	@ TBL	2-2	T	65**	3-12	@ MTL	1-4	L
10	10-22	CHI	0-1	L	38	12-21	BUF	0-2	L	66	3-14	@ BOS	1-5	L
11	10-24	TBL	4-3	W	39	12-23	TBL	4-1	W	67	3-16	OTT	5-4	W
12	10-26	ANA	3-3	T	40	12-26	@ BUF	0-3	L	68	3-18	MTL	2-1*	W
13	10-28	DAL	2-3	L	41	12-28	BOS	4-3	W	69	3-21	DET	3-4	L
14	10-30	@ NYI	3-5	L	42	12-31	@ TBL	0-2	L	70	3-22	@ PHI	4-5*	L
15	11-3	EDM	2-2	T	43	1-3	@ WSH	3-2	W	71	3-25	OTT	2-3*	L
16	11-5	@ COL	4-2	W	44	1-6	@ CAR	4-2	W	72	3-26	@ CAR	1-4	L
17	11-7	@ DAL	2-2	T	45	1-8	WSH	3-5	L	73	3-28	PIT	2-2	T
18	11-12	NJD	2-3	L	46	1-12	TOR	3-2	W	74	3-30	TBL	1-3	L
19	11-14	PIT	3-1	W	47	1-14	@ NJD	1-4	L	75	4-1	BOS	2-4	L
20	11-16	COL	4-1	W	48	1-20	STL	3-1	W	76	4-4	@ NYI	0-3	L
21	11-18	@ FLA	3-1	W	49	1-22	PHI	3-4	L	77	4-5	@ CHI	2-1*	W
22	11-19	@ TBL	3-6	L	50	1-24	NJD	3-3	T	78	4-7	MTL	2-3	L
23	11-21	@ CAR	4-3	W	51	1-26	WSH	2-2	T	79	4-11	@ DET	2-5	L
24	11-22	@ PIT	3-4*	L	52	1-29	@ OTT	2-2	T	80	4-14	@ WSH	1-3	L
25	11-25	VAN	2-4	L	53	1-31	@ BOS	2-4	L	81	4-15	NYI	4-2	W
26	11-26	@ NYI	1-4	L	54	2-2	@ SJS	3-2	W	82	4-18	@ PHI	2-1	W
27	11-28	@ BUF	3-3	T	55	2-4	@ ANA	2-3	L					
28	11-30	FLA	1-1	T	56	2-5	@ LAK	1-3	L					

1998-99					1998-99 (CONT'D)					1998-99 (CONT'D)				
GAME	DATE	OPPONENT	SCORE	RESULT	GAME	DATE	OPPONENT	SCORE	RESULT	GAME	DATE	OPPONENT	SCORE	RESULT
1	10-9	PHI	0-1	L	29	12-14	CGY	5-2	W	57	2-21	@ EDM	2-1*	W
2	10-10	@ MTL	1-7	L	30	12-16	@ NJD	3-6	L	58	2-22	@ CGY	2-6	L
3	10-12	STL	2-4	L	31	12-19	@ TOR	4-7	L	59	2-26	PHX	3-0	W
4	10-16	NJD	1-2	L	32	12-23	CAR	0-1	L	60	2-28	PHI	6-5	W
5	10-17	@ PIT	3-3	T	33	12-26	@ CAR	6-3	W	61	3-2	DAL	2-2	T
6	10-20	EDM	3-2	W	34	12-30	@ PHX	1-3	L	62	3-4	@ WSH	4-2	W
7	10-22	NYI	3-2	W	35	12-31	@ COL	6-3	W	63	3-7	@ BOS	3-1	W
8	10-24	@ PHI	2-2	T	36	1-2	@ STL	1-0	W	64	3-8	TOR	3-2*	W
9	10-27	BUF	0-0	T	37	1-4	SJS	4-3	W	65	3-10	OTT	0-3	L
10	10-30	CAR	1-0	W	38	1-6	NJD	2-5	L	66	3-12	BOS	4-5	L
11	11-3	@ NJD	1-3	L	39	1-7	@ WSH	1-5	L	67	3-14	@ NYI	3-2*	W
12	11-4	MTL	1-4	L	40	1-10	TBL	5-2	W	68	3-15	WSH	1-1	T
13	11-7	@ TOR	6-6	T	41	1-13	NYI	4-3*	W	69	3-19	BUF	2-3*	L
14	11-10	@ TBL	10-2	W	42	1-15	CHI	1-3	L	70	3-21	PIT	2-2	T
15	11-11	@ FLA	1-4	L	43	1-16	@ MTL	0-3	L	71	3-22	@ TBL	3-6	L
16	11-13	BOS	3-3	T	44	1-19	OTT	1-2	L	72	3-24	@ FLA	2-1	W
17	11-18	@ ANA	1-3	L	45	1-21	FLA	1-2	L	73	3-27	@ PHI	1-3	L
18	11-19	@ LAK	5-1	W	46	1-26	@ WSH	4-1	W	74	3-29	NYI	3-1	W
19	11-21	@ SJS	2-2	T	47	1-28	@ CAR	2-3*	L	75	4-2	ANA	1-4	L
20	11-25	@ BUF	2-4	L	48	1-30	@ DET	3-2	W	76	4-4	@ NJD	1-4	L
21	11-27	@ PIT	2-2	T	49	2-1	WSH	1-3	L	77	4-5	@ PHI	5-1	W
22	11-29	NSH	5-1	W	50	2-4	VAN	8-4	W	78	4-8	@ CHI	2-6	L
23	12-1	FLA	5-4*	W	51	2-7	@ BOS	2-3	L	79	4-9	@ DAL	1-3	L
24	12-2	@ NYI	3-2	W	52	2-12	CAR	1-3	L	80	4-12	TBL	2-1	W
25	12-5	@ OTT	2-1	W	53	2-14	DET	2-4	L	81	4-15	@ OTT	2-2	T
26	12-7	TOR	6-2	W	54	2-15	@ NSH	7-4	W	82	4-18	PIT	1-2*	L
27	12-9	COL	1-2	L	55	2-17	MTL	3-6	L					
28	12-11	@ BUF	0-2	L	56	2-19	PIT	6-1	W					

1999-00					1999-00 (CONT'D)					1999-00 (CONT'D)				
GAME	DATE	OPPONENT	SCORE	RESULT	GAME	DATE	OPPONENT	SCORE	RESULT	GAME	DATE	OPPONENT	SCORE	RESULT
1	10-1	@ EDM	1-1	T	29	12-15	LAK	8-3	W	57	2-13	NYI	2-4	L
2	10-2	@ VAN	1-2	L	30	12-17	WSH	2-3*	RT	58	2-15	@ TBL	2-2	T
3	10-5	OTT	1-1	T	31	12-19	TBL	5-4*	W	59	2-16	@ FLA	0-3	L
4	10-8	CAR	3-1	W	32	12-21	BUF	1-3	L	60	2-18	COL	2-4	L
5	10-10	PHX	4-2	W	33	12-23	@ NYI	2-4	L	61	2-20	PHI	2-3	L
6	10-11	@ NYI	4-2	W	34	12-26	NJD	3-3	T	62	2-22	PIT	4-3	W
7	10-14	PIT	2-5	L	35	12-28	@ PHX	2-2	T	63	2-25	@ BUF	6-3	W
8	10-17	ATL	4-1	W	36	12-29	@ DAL	3-4*	RT	64	2-26	@ OTT	2-4	L
9	10-19	SJS	1-2	L	37	1-2	@ MTL	2-2	T	65	3-1	BUF	3-3	T
10	10-20	@ PHI	0-5	L	38	1-3	STL	2-5	L	66	3-3	FLA	4-2	W
11	10-22	PHI	0-2	L	39	1-5	TOR	3-2*	W	67	3-6	@ SJS	1-2	L
12	10-24	VAN	0-3	L	40	1-8	@ TOR	5-3	W	68	3-8	@ ANA	4-3*	W
13	10-30	@ MTL	2-2	T	41	1-9	@ CAR	0-1	L	69	3-9	@ LAK	1-3	L
14	11-3	NYI	3-3	T	42	1-15	@ NYI	5-2	W	70	3-11	@ PIT	1-3	L
15	11-5	@ COL	1-4	L	43	1-16	ATL	6-3	W	71	3-13	DAL	3-4	L
16	11-7	@ CHI	1-1	W	44	1-18	CAR	3-2	W	72	3-15	TBL	4-4	T
17	11-10	OTT	3-4	L	45	1-20	@ CAR	4-1	W	73	3-18	@ PHI	3-2	W
18	11-11	@ WSH	5-4*	W	46	1-22	@ STL	4-1	W	74	3-19	@ PIT	4-5	L
19	11-13	BOS	2-5	L	47	1-24	@ ATL	6-3	W	75	3-21	FLA	3-4	L
20	11-18	@ BOS	3-5	L	48	1-25	@ PIT	4-3	W	76	3-23	WSH	1-4	L
21	11-20	@ TOR	3-4*	RT	49	1-27	TOR	3-4	L	77	3-26	@ DET	2-8	L
22	11-24	@ TBL	6-3	W	50	1-29	@ OTT	2-3	L	78	3-27	DET	0-6	L
23	11-26	@ FLA	2-6	L	51	1-31	NSH	5-1	W	79	4-1	@ BOS	2-2	T
24	12-1	@ NJD	3-3	L	52	2-2	NJD	1-3	L	80	4-3	@ WSH	1-4	L
25	12-3	MTL	3-2	W	53	2-3	@ ATL	6-3	W	81	4-5	MTL	0-3	L
26	12-4	@ BUF	1-1	T	54	2-8	NJD	2-2	T	82	4-9	PHI	1-4	L
27	12-6	CGY	3-2*	W	55	2-9	@ NJD	1-4	L					
28	12-8	EDM	2-1*	W	56	2-11	BOS	5-2	W					

\*Overtime

# ALL-TIME RESULTS GAME-BY-GAME

2000-01					2000-01 (CONT'D)					2000-01 (CONT'D)				
GAME DATE	OPPONENT	SCORE	RESULT		GAME DATE	OPPONENT	SCORE	RESULT		GAME DATE	OPPONENT	SCORE	RESULT	
1	10-7	@ ATL	2-1	W	29	12-8	BUF	5-2	W	57	2-12	@ CBJ	4-3	W
2	10-11	MTL	3-1	W	30	12-9	@ BOS	4-6	L	58	2-17	@ TBL	5-4	W
3	10-14	@ PIT	6-8	L	31	12-12	@ SJS	2-3	L	59	2-19	CHI	4-2	W
4	10-16	ANA	3-4	L	32	12-14	@ LAK	5-5	T	60	2-23	@ PIT	4-6	L
5	10-18	@ CHI	4-2	W	33	12-15	@ ANA	4-6	L	61	2-25	@ PHI	1-2	L
6	10-22	TBL	2-4	L	34	12-18	FLA	6-3	W	62	2-26	OTT	2-3	L
7	10-24	PHI	4-5	L	35	12-20	STL	3-6	L	63	2-28	FLA	4-2	W
8	10-26	@ PHI	0-3	L	36	12-23	NSH	2-3*	OTL	64	3-2	PIT	5-7	L
9	10-27	PIT	1-4	L	37	12-27	@ CAR	3-4	L	65	3-4	@ NSH	2-5	L
10	10-29	BOS	5-1	W	38	12-28	ATL	1-4	L	66	3-5	NYI	2-5	L
11	11-1	TBL	6-1	W	39	12-31	@ DAL	1-6	L	67	3-9	@ WSH	3-5	L
12	11-2	@ OTT	5-6	L	40	1-4	@ PHX	1-3	L	68	3-10	@ OTT	3-2	W
13	11-4	@ MTL	5-2	W	41	1-6	NJD	5-5	T	69	3-12	PIT	3-3	T
14	11-7	EDM	4-3	W	42	1-8	DAL	1-2	L	70	3-14	@ BUF	3-6	L
15	11-9	@ WSH	5-3	W	43	1-13	@ BOS	1-4	L	71	3-17	@ PHI	1-2	L
16	11-12	PHX	0-2	L	44	1-14	MIN	4-2	W	72	3-19	WSH	6-3	W
17	11-15	@ MIN	3-2	W	45	1-16	PHI	4-3*	W	73	3-21	@ NJD	0-4	L
18	11-17	@ VAN	3-4	L	46	1-18	TOR	2-1*	W	74	3-24	DET	0-6	L
19	11-18	@ CGY	5-4*	W	47	1-20	@ MTL	2-2	T	75	3-25	BOS	2-3	L
20	11-21	TOR	1-3	L	48	1-22	@ CAR	5-2	W	76	3-28	NYI	4-2	W
21	11-22	@ NYI	4-3*	W	49	1-24	CAR	2-3	L	77	3-29	@ NYI	6-4	W
22	11-24	@ BUF	2-3	L	50	1-26	NYI	2-3	L	78	3-31	@ NJD	4-3	W
23	11-26	OTT	3-2	W	51	1-27	@ TOR	1-3	L	79	4-1	@ ATL	4-2	W
24	11-28	LAK	7-6	W	52	1-29	ATL	2-7	L	80	4-4	CAR	1-3	L
25	11-29	@ NJD	2-5	L	53	1-31	MTL	4-2	W	81	4-5	TBL	4-3*	W
26	12-2	@ TOR	2-8	L	54	2-6	BUF	3-6	L	82	4-7	@ FLA	0-3	L
27	12-3	COL	3-6	L	55	2-9	@ FLA	4-2	W					
28	12-6	WSH	3-2	W	56	2-11	NJD	1-1	T					

2001-02					2001-02 (CONT'D)					2001-02 (CONT'D)				
GAME DATE	OPPONENT	SCORE	RESULT		GAME DATE	OPPONENT	SCORE	RESULT		GAME DATE	OPPONENT	SCORE	RESULT	
1	10-5	@ CAR	4-3	L	29	12-2	TBL	1-0	W	57	2-8	@ ATL	2-1	W
2	10-7	BUF	5-4*	W	30	12-4	@ WSH	2-5	L	58	2-10	@ PIT	4-3	W
3	10-10	WSH	2-5	L	31	12-6	TOR	3-6	L	59	2-13	@ DAL	2-4	L
4	10-13	@ OTT	2-2*	T	32	12-8	@ TOR	3-4	L	60	2-26	NJD	3-4	L
5	10-15	@ MTL	2-1	W	33	12-10	CAR	3-4*	OTL	61	2-28	OTT	0-3	L
6	10-17	NJD	4-3*	W	34	12-12	NSH	2-4	L	62	3-2	PHI	6-5	W
7	10-19	@ ATL	4-3	W	35	12-15	BUF	4-2	W	63	3-4	CGY	3-5	L
8	10-20	@ TBL	2-5	L	36	12-17	FLA	4-2	W	64	3-5	@ MIN	3-2*	W
9	10-22	SJS	1-5	L	37	12-19	NJD	2-2*	T	65	3-7	@ CHI	1-5	L
10	10-25	@ STL	1-5	L	38	12-21	NYI	1-2	L	66	3-9	@ PIT	2-3*	OTL
11	10-27	@ BOS	2-1*	W	39	12-23	OTT	3-2	W	67	3-11	MTL	1-1	W
12	10-29	DAL	4-2	W	40	12-28	@ SJS	5-3	W	68	3-13	BOS	2-3	L
13	10-31	FLA	1-3	L	41	12-29	@ LAK	5-4	W	69	3-16	@ NJD	1-3	L
14	11-2	@ CAR	2-3	L	42	12-31	@ PHX	0-5	L	70	3-17	DET	3-5	L
15	11-3	@ FLA	5-3	W	43	1-2	@ EDM	1-4	L	71	3-19	VAN	1-3	L
16	11-6	MIN	3-1	W	44	1-3	@ COL	2-3*	OTL	72	3-21	@ OTT	5-2	W
17	11-8	@ NYI	6-2	W	45	1-5	@ PIT	1-4	L	73	3-22	ATL	2-5	L
18	11-10	@ BUF	4-2	W	46	1-9	LAK	0-4	L	74	3-25	@ NYI	2-4	L
19	11-11	MTL	3-2*	W	47	1-12	@ PHI	2-4	L	75	3-27	PHI	2-4	L
20	11-14	PHI	4-2	W	48	1-14	CBJ	2-2*	T	76	3-30	@ FLA	4-2	W
21	11-17	@ PIT	0-1*	OTL	49	1-16	@ CBJ	0-2	L	77	4-1	TBL	6-4	W
22	11-18	ATL	6-2	W	50	1-17	@ NJD	4-6	L	78	4-4	@ TOR	4-2	W
23	11-20	COL	5-3	W	51	1-22	@ NYI	5-4	W	79	4-6	@ BOS	6-4	W
24	11-23	@ WSH	2-6	L	52	1-23	BOS	8-4	W	80	4-8	PIT	3-2	W
25	11-25	ANA	2-3	L	53	1-26	WSH	6-3	W	81	4-10	TOR	2-7	L
26	11-27	@ BUF	2-2*	T	54	1-28	TBL	0-1	L	82	4-13	@ PHI	1-2	L
27	11-29	CAR	5-0	W	55	1-30	NYI	3-6	L					
28	12-1	@ MTL	3-1	W	56	2-6	@ DET	1-3	L					

2002-03					2002-03 (CONT'D)					2002-03 (CONT'D)				
GAME DATE	OPPONENT	SCORE	RESULT		GAME DATE	OPPONENT	SCORE	RESULT		GAME DATE	OPPONENT	SCORE	RESULT	
1	10-9	@ CAR	4-1	W	29	12-5	@ PHI	2-3*	OTL	57	2-6	@ STL	4-4	T
2	10-11	MTL	1-4	L	30	12-6	BUF	1-4	L	58	2-8	@ PHI	1-2	L
3	10-12	@ PIT	0-6	L	31	12-8	BOS	1-4	L	59	2-12	@ FLA	3-1	W
4	10-15	TOR	5-4	W	32	12-11	CHI	3-4	L	60	2-14	PIT	1-0	W
5	10-17	@ BUF	4-4	T	33	12-14	@ TOR	1-4	L	61	2-15	@ BUF	4-5	L
6	10-19	NSH	2-2	T	34	12-16	SJS	2-1*	W	62	2-17	@ OTT	2-3	L
7	10-21	TBL	2-4	L	35	12-19	MTL	1-3	L	63	2-19	@ MIN	4-2	W
8	10-23	WSH	1-2	L	36	12-21	@ DET	2-3	L	64	2-21	@ ANA	6-2	W
9	10-25	LAK	2-6	L	37	12-23	NJD	2-2	T	65	2-23	@ COL	1-4	L
10	10-26	@ TOR	4-3	W	38	12-26	PIT	1-6	L	66	2-25	@ NJD	3-3	T
11	10-28	PHX	3-2*	W	39	12-28	@ FLA	2-1*	W	67	2-27	BOS	4-1	W
12	10-30	@ TBL	0-3	L	40	12-29	@ TBL	3-5	L	68	3-1	FLA	5-2	W
13	11-2	@ STL	2-3	L	41	12-31	@ CAR	2-0	W	69	3-3	NYI	1-1	T
14	11-3	BOS	2-3	L	42	1-4	WSH	2-2	T	70	3-7	PHI	5-1	W
15	11-5	EDM	2-5	W	43	1-6	OTT	2-5	L	71	3-10	FLA	1-2	L
16	11-7	CGY	1-0*	W	44	1-8	CAR	5-1	W	72	3-13	@ OTT	2-3*	OTL
17	11-9	@ CBJ	3-6	L	45	1-9	@ MTL	2-3	L	73	3-15	@ NJD	1-3	L
18	11-11	@ SJS	5-4	W	46	1-11	@ PIT	3-1	W	74	3-17	NYI	1-0	W
19	11-14	@ CGY	2-1	W	47	1-13	TOR	5-1	W	75	3-19	BUF	3-0	W
20	11-16	@ VAN	1-3	L	48	1-15	@ WSH	2-1*	W	76	3-22	@ PHI	2-1	W
21	11-19	@ ANA	4-2*	W	49	1-19	PHI	2-4	L	77	3-26	PIT	1-3	L
22	11-21	@ NJD	4-4	T	50	1-21	@ NYI	5-0	W	78	3-29	@ BOS	3-1	W
23	11-23	NYI	1-3	L	51	1-23	@ NSH	4-2	W	79	3-31	ATL	3-4*	OTL
24	11-25	CAR	1-1	L	52	1-25	ATL	1-4	L	80	4-1	@ NYI	1-2	L
25	11-28	@ ATL	4-7	L	53	1-26	@ WSH	2-7	L	81	4-4	NJD	2-2	L
26	11-29	@ DAL	3-3	T	54	1-28	@ ATL	2-5	L	82	4-5	@ MTL	4-5	L
27	12-1	TBL	4-3	W	55	1-30	COL	3-4*	OTL					
28	12-3	CBJ	5-3	W	56	2-5	OTT	3-5	L					

\*Overtime

# ALL-TIME RESULTS GAME-BY-GAME

## 2003-04

GAME	DATE	OPPONENT	SCORE	RESULT
1	10-10	@ MIN	3-5	L
2	10-11	@ CBJ	0-5	L
3	10-16	ATL	0-0	T
4	10-18	CAR	2-2	N
5	10-20	FLA	3-1	W
6	10-25	DET	3-1	W
7	10-28	ANA	1-3	L
8	10-30	CAR	4-1	W
9	11-1	@ MTL	5-1	W
10	11-2	COL	2-3*	OTL
11	11-4	DAL	3-0	L
12	11-6	@ CAR	3-6	L
13	11-8	PHI	1-2*	OTL
14	11-10	EDM	4-5	L
15	11-12	PIT	6-2	W
16	11-15	@ NJD	0-5	L
17	11-16	@ CHI	2-2	T
18	11-18	@ SJS	2-2	T
19	11-20	@ COL	3-4	L
20	11-23	OTT	6-2	W
21	11-25	@ TBL	2-0	W
22	11-26	@ FLA	3-3	T
23	11-28	@ PIT	4-1	W
24	11-30	TOR	2-4	L
25	12-2	@ TOR	4-5	L
26	12-4	@ NYI	4-2	W
27	12-7	TBL	2-3	L
28	12-10	MTL	1-2	L

## 2003-04 (CONT'D)

GAME	DATE	OPPONENT	SCORE	RESULT
29	12-12	@ BUF	3-1	W
30	12-13	@ TOR	1-3	L
31	12-18	NYI	4-3	W
32	12-20	@ OTT	1-3	L
33	12-22	BOS	4-2	W
34	12-26	TOR	5-5*	T
35	12-29	@ PHX	3-2*	W
36	12-30	@ LAK	3-2*	W
37	1-1	@ STL	4-5	L
38	1-3	@ PIT	4-1	W
39	1-5	CGY	0-5	L
40	1-8	@ CAR	2-3	L
41	1-10	@ NYI	3-2*	W
42	1-11	TBL	1-2*	OTL
43	1-13	NYI	4-1	W
44	1-15	NJD	3-3	T
45	1-17	@ MTL	2-2	T
46	1-19	@ BOS	2-5	L
47	1-20	BOS	1-4	L
48	1-22	PHI	2-4	L
49	1-24	@ OTT	1-9	L
50	1-26	FLA	5-2	W
51	1-28	WSH	1-2	L
52	1-30	BUF	1-3	L
53	1-31	@ BUF	1-3	L
54	2-2	VAN	4-3	W
55	2-4	MIN	3-4	L
56	2-11	@ NJD	3-1	W

## 2003-04 (CONT'D)

GAME	DATE	OPPONENT	SCORE	RESULT
57	2-12	@ PHI	1-2	L
58	2-14	@ PHI	2-6	L
59	2-16	OTT	1-4	L
60	2-19	NYI	6-2	W
61	2-21	NJD	3-7	L
62	2-23	MTL	1-4	L
63	2-26	@ NYI	6-3	W
64	2-28	@ NSH	1-2*	OTL
65	2-29	@ ATL	2-3	L
66	3-2	ATL	3-4	L
67	3-4	@ BOS	1-3	L
68	3-5	WSH	3-2	W
69	3-7	PIT	4-7	L
70	3-9	@ ATL	2-0	W
71	3-12	@ TBL	2-5	L
72	3-13	@ FLA	2-3*	OTL
73	3-15	NJD	1-3	L
74	3-18	@ WSH	3-4*	OTL
75	3-20	@ PHI	0-3	L
76	3-21	@ PIT	3-4*	OTL
77	3-23	PIT	2-5	L
78	3-25	NSH	2-4	L
79	3-27	@ PHI	3-1	W
80	3-30	@ NJD	0-5	L
81	3-31	BUF	3-4	L
82	4-3	@ WSH	3-2*	W

## 2005-06

GAME	DATE	OPPONENT	SCORE	RESULT
1	10-5	@ PHI	5-3	W
2	10-6	MTL	3-4*	OT
3	10-8	@ NJD	2-3*	OT
4	10-10	@ WSH	2-3	L
5	10-13	NJD	4-1	W
6	10-15	ATL	5-1	W
7	10-17	FLA	4-0	W
8	10-19	NYI	2-3**	OT
9	10-20	@ NYI	4-5	L
10	10-22	@ BUF	1-3	L
11	10-27	NYI	3-1	W
12	10-29	@ MTL	5-2	W
13	10-31	MTL	1-4	L
14	11-3	@ NJD	4-2	W
15	11-5	NYI	3-2**	W
16	11-7	PIT	2-3	L
17	11-9	@ FLA	4-3**	W
18	11-10	@ TBL	5-2	W
19	11-12	@ PIT	6-1	W
20	11-15	@ TOR	1-2	L
21	11-17	@ CAR	1-5	L
22	11-19	CAR	4-3	W
23	11-20	BOS	3-2	W
24	11-22	@ BUF	3-2**	W
25	11-24	@ ATL	6-3	W
26	11-26	WSH	3-2**	W
27	12-1	PIT	2-1	W
28	12-3	@ WSH	1-5	L

## 2005-06 (CONT'D)

GAME	DATE	OPPONENT	SCORE	RESULT
29	12-5	MIN	3-1	W
30	12-7	@ CHI	1-2*	OT
31	12-8	@ NSH	5-1	W
32	12-10	@ STL	5-4*	W
33	12-13	VAN	2-3	L
34	12-18	COL	1-2	L
35	12-20	NJD	1-3	L
36	12-22	TBL	4-2	W
37	12-26	@ OTT	2-6	L
38	12-28	@ NYI	6-2	W
39	12-31	@ PIT	3-4*	OT
40	1-3	TBL	0-1*	OT
41	1-5	PHI	3-4*	OT
42	1-7	FLA	4-0	W
43	1-10	CGY	4-2	W
44	1-12	EDM	5-4*	W
45	1-14	@ DET	3-4	L
46	1-16	@ CBJ	3-4	L
47	1-19	@ PIT	4-2	W
48	1-21	@ BOS	3-2**	W
49	1-22	NJD	3-1	W
50	1-24	BUF	1-2	L
51	1-28	PIT	7-1	W
52	1-30	PHI	2-3*	OT
53	2-1	PIT	3-1	W
54	2-2	@ NYI	5-2	W
55	2-4	@ PHI	4-3*	W
56	2-8	OTT	5-1	W

## 2005-06 (CONT'D)

GAME	DATE	OPPONENT	SCORE	RESULT
57	2-10	@ TOR	4-2	W
58	2-11	@ TOR	4-2	W
59	3-2	@ PHI	6-1	W
60	3-4	@ NJD	1-2	L
61	3-6	CAR	1-2	L
62	3-8	@ ATL	2-3**	OT
63	3-11	@ MTL	0-1	L
64	3-12	ATL	2-3*	OT
65	3-14	@ CAR	3-5	L
66	3-16	WSH	5-4	W
67	3-18	TOR	5-2	W
68	3-20	BOS	5-2	W
69	3-22	PHI	3-6	L
70	3-24	@ FLA	2-3**	OT
71	3-25	@ TBL	3-4**	OT
72	3-27	BUF	5-4**	W
73	3-29	@ NYI	5-1	W
74	3-30	@ OTT	1-4	L
75	4-4	PHI	3-2**	W
76	4-6	NYI	3-1	W
77	4-8	@ BOS	4-3*	W
78	4-9	@ NJD	2-3	L
79	4-11	NYI	2-3	L
80	4-13	@ PIT	3-5	L
81	4-15	@ PHI	1-4	L
82	4-18	OTT	1-5	L

## 2006-07

GAME	DATE	OPPONENT	SCORE	RESULT
1	10-5	WSH	5-2	W
2	10-7	@ PHI	5-4**	W
3	10-10	PHI	2-4	L
4	10-12	PIT	5-6	L
5	10-14	@ BUF	4-7	L
6	10-16	NJD	4-2	W
7	10-18	NSH	0-3	L
8	10-21	@ TOR	5-4**	W
9	10-25	FLA	2-4	L
10	10-28	@ PHX	7-3	W
11	10-30	@ LAK	1-4	L
12	11-1	@ ANA	4-3*	W
13	11-2	@ SJS	3-1	W
14	11-5	BUF	3-4*	OT
15	11-8	@ FLA	4-3**	W
16	11-10	@ ATL	5-2	W
17	11-11	@ WSH	1-3	L
18	11-14	NJD	3-2	W
19	11-15	@ CAR	1-2	L
20	11-18	@ PIT	1-3	L
21	11-19	TBL	4-1	W
22	11-21	CAR	4-0	W
23	11-25	@ PIT	2-1*	W
24	11-26	BUF	2-3*	OT
25	11-28	ATL	4-5*	OT
26	12-1	@ BUF	3-4**	OT
27	12-3	NYI	4-7	L
28	12-7	PIT	3-2**	W

## 2006-07 (CONT'D)

GAME	DATE	OPPONENT	SCORE	RESULT
29	12-9	@ OTT	3-1	W
30	12-10	FLA	2-1	W
31	12-12	@ PHI	3-1	W
32	12-14	@ DAL	5-2	W
33	12-16	@ TOR	2-9	L
34	12-17	NJD	1-6	L
35	12-19	NYI	3-4	L
36	12-21	@ FLA	2-3	L
37	12-23	@ TBL	3-4	L
38	12-26	@ NYI	0-2	L
39	12-29	@ OTT	0-1	L
40	12-20	@ WSH	4-1	W
41	1-2	@ NYI	3-2**	W
42	1-4	@ PHI	3-2	W
43	1-6	MTL	4-3	W
44	1-9	NYI	3-5	L
45	1-11	OTT	4-6	L
46	1-13	BOS	3-1	W
47	1-16	@ NJD	0-1	L
48	1-20	ATL	1-3	L
49	1-27	@ PHI	2-1	W
50	1-29	@ BOS	6-1	W
51	1-31	TOR	1-2	L
52	2-3	@ TBL	2-3	L
53	2-5	DET	3-4	L
54	2-6	@ NJD	2-3**	OT
55	2-9	TBL	5-0	W
56	2-10	@ WSH	5-2	W

## 2006-07 (CONT'D)

GAME	DATE	OPPONENT	SCORE	RESULT
57	2-15	@ CAR	4-1	W
58	2-17	PHI	3-5	L
59	2-18	CHI	2-1	W
60	2-20	@ NJD	1-2	L
61	2-22	NJD	2-3**	OT
62	2-24	CBJ	2-3	L
63	2-27	MTL	4-0	W
64	3-1	PIT	3-4**	OT
65	3-3	STL	3-2**	W
66	3-5	NYI	2-1**	W
67	3-8	@ NYI	2-1	W
68	3-10	@ PIT	2-3*	OT
69	3-11	CAR	2-1**	W
70	3-11	OTT	2-3	L
71	3-16	@ ATL	1-2*	OT
72	3-17	BOS	7-0	W
73	3-19	PIT	2-1	W
74	3-21	PHI	5-0	W
75	3-24	@ BOS	2-1**	W
76	3-25	@ NYI	2-1*	W
77	3-27	@ MTL	4-6	L
78	3-31	@ PHI	6-4	W
79	4-1	TOR	7-2	W
80	4-3	@ NYI	2-3**	OT
81	4-5	MTL	3-1	W
82	4-7	@ PIT	1-2	L

\* Overtime  
\*\* Shootout

# ALL-TIME RESULTS GAME-BY-GAME

2007-08					2007-08 (CONT'D)					2007-08 (CONT'D)				
GAME DATE	OPPONENT	SCORE	RESULT		GAME DATE	OPPONENT	SCORE	RESULT		GAME DATE	OPPONENT	SCORE	RESULT	
1	10-4	FLA	5-2	W	29	12-7	@ ATL	2-4	L	57	2-7	ANA	1-4	L
2	10-6	@ OTT	0-2	L	30	12-9	@ NJD	1-0*	W	58	2-9	@ PHI	2-0	W
3	10-10	@ NYI	1-2	L	31	12-12	@ WSH	4-5*	OT	59	2-10	@ WSH	2-3*	OT
4	10-12	WSH	3-1	W	32	12-16	PHX	1-5	L	60	2-16	BUF	5-1	W
5	10-13	OTT	1-3	L	33	12-18	PIT	4-0	W	61	2-17	SJS	3-1	W
6	10-18	@ ATL	3-5	L	34	12-20	@ MIN	3-6	L	62	2-19	@ MTL	5-6**	OT
7	10-20	@ BOS	0-1**	OT	35	12-21	@ COL	3-4*	OT	63	2-23	@ BUF	4-3	W
8	10-23	@ PIT	0-1	L	36	12-23	OTT	1-3	L	64	2-24	@ FLA	5-0	W
9	10-25	NJD	2-0	W	37	12-26	CAR	4-2	W	65	2-28	@ CAR	4-2	W
10	10-27	TOR	1-4	L	38	12-29	@ TOR	6-1	W	66	3-2	PHI	5-4**	W
11	10-29	TBL	3-1	W	39	12-30	MTL	4-3*	W	67	3-4	@ NYI	3-4**	OT
12	11-1	WSH	2-0	W	40	1-2	@ CGY	3-4	L	68	3-6	@ NYI	4-1	W
13	11-3	NJD	2-1**	W	41	1-3	@ VAN	0-3	L	69	3-9	@ BOS	1-0**	W
14	11-5	PHI	2-0	W	42	1-5	@ EDM	2-3**	OT	70	3-10	@ BUF	3-2**	W
15	11-6	@ NYI	2-3	L	43	1-8	TBL	3-5	L	71	3-14	@ FLA	2-3	L
16	11-8	@ PIT	4-2	W	44	1-10	PHI	2-6	L	72	3-15	@ TBL	0-3	L
17	11-10	@ TOR	3-2**	W	45	1-12	MTL	4-1	W	73	3-18	PIT	5-2	W
18	11-14	@ NJD	4-2	W	46	1-14	@ PIT	1-4	L	74	3-19	@ NJD	2-1**	W
19	11-15	@ PHI	4-3**	W	47	1-16	BUF	2-1	W	75	3-21	@ PHI	3-4**	OT
20	11-17	@ PIT	4-3*	W	48	1-19	@ BOS	3-4**	OT	76	3-25	PHI	1-2*	OT
21	11-19	NYI	1-2	L	49	1-20	BOS	1-3	L	77	3-27	NJD	3-2	W
22	11-21	@ TBL	2-1	W	50	1-22	ATL	4-0	W	78	3-30	@ PIT	1-3	L
23	11-23	@ FLA	2-3**	OT	51	1-24	ATL	2-1**	W	79	3-31	PIT	2-1*	W
24	11-25	DAL	2-3	L	52	1-29	@ CAR	1-3	L	80	4-3	@ NYI	3-0	W
25	11-29	NYI	4-2	W	53	1-31	@ PHI	4-0	W	81	4-4	@ NYI	3-4**	OT
26	12-1	@ OTT	5-2	W	54	2-1	@ NJD	3-1	W	82	4-6	@ NJD	2-3**	OT
27	12-3	CAR	0-4	L	55	2-3	@ MTL	5-3	W					
28	12-6	TOR	2-6	L	56	2-5	LAK	2-4	L					

2008-09					2008-09 (CONT'D)					2008-09 (CONT'D)				
GAME DATE	OPPONENT	SCORE	RESULT		GAME DATE	OPPONENT	SCORE	RESULT		GAME DATE	OPPONENT	SCORE	RESULT	
1	10-4	@ TBL	2-1	W	29	12-4	@ MTL	2-6	L	57	2-15	PHI	2-5	L
2	10-5	TBL	2-1	W	30	12-7	CGY	0-3	L	58	2-16	@ STL	1-2	L
3	10-10	CHI	4-2	W	31	12-10	@ ATL	3-2*	W	59	2-18	NYI	3-1	W
4	10-11	@ PHI	4-3	W	32	12-12	@ NJD	5-8	L	60	2-21	@ BUF	2-4	L
5	10-13	NJD	4-1	W	33	12-13	CAR	3-2**	W	61	2-22	TOR	2-3*	OT
6	10-15	BUF	1-3	L	34	12-16	@ ANA	3-1	W	62	2-25	@ TOR	1-2**	OT
7	10-17	TOR	1-0**	W	35	12-17	@ LAK	3-2*	W	63	2-26	FLA	1-2	L
8	10-18	@ DET	4-5*	OT	36	12-20	@ SJS	2-3	L	64	2-28	COL	6-1	W
9	10-20	DAL	1-2	L	37	12-23	WSH	4-5*	OT	65	3-5	@ NYI	4-2	W
10	10-24	@ CBJ	3-1	W	38	12-27	NJD	2-4	L	66	3-8	BOS	4-3	W
11	10-25	PIT	3-2**	W	39	12-29	NYI	5-4	W	67	3-9	@ CAR	0-3	L
12	10-27	@ NYI	4-2	W	40	1-3	@ WSH	1-2	L	68	3-12	@ NSH	4-2	W
13	10-30	ATL	3-2	W	41	1-5	PIT	4-0	W	69	3-14	@ PHI	2-4	L
14	11-1	@ TOR	2-5	L	42	1-7	MTL	3-6	L	70	3-15	PHI	4-1	W
15	11-4	NJD	1-2	L	43	1-9	@ BUF	1-2**	OT	71	3-17	@ MTL	4-3**	W
16	11-6	TBL	5-2	W	44	1-10	@ OTT	2-0	W	72	3-21	BUF	5-3	W
17	11-8	@ WSH	1-3	L	45	1-13	@ NYI	2-1	W	73	3-22	OTT	1-2	L
18	11-10	EDM	2-3**	OT	46	1-16	@ CHI	3-2*	W	74	3-24	MIN	2-1	W
19	11-12	@ NJD	5-2	W	47	1-18	@ PIT	0-3	L	75	3-26	@ ATL	4-5**	OT
20	11-15	BOS	3-2**	W	48	1-20	ANA	4-2	W	76	3-28	@ PIT	3-4	L
21	11-17	OTT	2-1**	W	49	1-27	CAR	3-2	W	77	3-30	NJD	3-0	W
22	11-19	VAN	3-6	L	50	1-28	@ PIT	2-6	L	78	4-2	@ CAR	2-4	L
23	11-22	@ OTT	1-4	L	51	1-31	@ BOS	0-1	L	79	4-4	@ BOS	0-1	L
24	11-24	PHX	4-1	W	52	2-3	ATL	1-2**	OT	80	4-7	MTL	3-1	W
25	11-26	@ TBL	3-2**	W	53	2-6	@ DAL	2-10	L	81	4-9	PHI	2-1	W
26	11-28	@ FLA	4-3**	W	54	2-9	@ NJD	0-3	L	82	4-12	@ PHI	4-3	W
27	11-30	FLA	0-4	L	55	2-11	WSH	5-4**	W					
28	12-3	PIT	3-2**	W	56	2-13	@ FLA	1-2**	OT					

2009-10					2009-10 (CONT'D)					2009-10 (CONT'D)				
GAME DATE	OPPONENT	SCORE	RESULT		GAME DATE	OPPONENT	SCORE	RESULT		GAME DATE	OPPONENT	SCORE	RESULT	
1	10-2	@ PIT	2-3	L	29	12-6	DET	1-3	L	57	2-2	@ LAK	1-2	L
2	10-3	OTT	5-2	W	30	12-9	@ CHI	1-2*	OT	58	2-4	WSH	5-6	L
3	10-5	@ NJD	3-2	W	31	12-12	BUF	2-3	L	59	2-6	NJD	3-1	W
4	10-8	@ WSH	4-3	W	32	12-14	ATL	2-3**	OT	60	2-10	NSH	1-2	L
5	10-11	ANA	3-0	W	33	12-16	NYI	1-2	L	61	2-12	@ PIT	3-2*	W
6	10-12	TOR	7-2	W	34	12-17	@ NYI	5-2	W	62	2-14	TBL	5-2	W
7	10-14	LAK	4-2	W	35	12-19	@ PHI	2-1	W	63	2-17	@ OTT	3-2	W
8	10-17	@ TOR	4-1	W	36	12-21	@ CAR	3-1	W	64	3-4	PIT	4-5*	OT
9	10-19	SJS	3-7	L	37	12-23	FLA	4-1	W	65	3-6	@ WSH	0-2	L
10	10-22	NJD	2-4	L	38	12-26	NYI	2-3*	OT	66	3-7	BUF	1-2*	OT
11	10-24	@ MTL	4-5*	OT	39	12-30	PHI	0-6	L	67	3-10	@ NJD	3-6	L
12	10-26	PHX	5-2	W	40	12-31	@ CAR	2-1	W	68	3-12	@ ATL	5-2	W
13	10-28	@ NYI	1-3	L	41	1-2	CAR	1-2*	OT	69	3-14	PHI	3-1	W
14	10-30	@ MIN	2-3	L	42	1-4	BOS	1-2	W	70	3-16	MTL	1-3	L
15	11-1	BOS	1-0	W	43	1-6	DAL	5-2	W	71	3-18	STL	3-4	L
16	11-3	@ VAN	1-3	L	44	1-7	@ ATL	1-2**	OT	72	3-21	@ BOS	1-2	L
17	11-5	@ EDM	4-2	W	45	1-9	@ BOS	3-1	W	73	3-24	NYI	5-0	W
18	11-7	@ CGY	1-3	L	46	1-12	NJD	0-1**	OT	74	3-25	@ NJD	4-3**	W
19	11-12	ATL	3-5	L	47	1-14	OTT	0-2	L	75	3-27	@ TOR	2-3*	OT
20	11-14	@ OTT	2-1**	W	48	1-16	@ STL	1-4	L	76	3-30	@ NYI	4-3	W
21	11-17	WSH	2-4	L	49	1-17	MTL	6-2	W	77	4-2	@ TBL	5-0	W
22	11-21	FLA	2-3	L	50	1-19	TBL	8-2	W	78	4-3	@ FLA	4-1	W
23	11-23	CBJ	7-4	W	51	1-21	@ PHI	0-2	L	79	4-6	@ BUF	2-5	L
24	11-25	@ FLA	2-1**	W	52	1-23	@ MTL	0-6	L	80	4-7	TOR	5-1	W
25	11-27	@ TBL	1-5	L	53	1-25	PIT	2-4	L	81	4-9	PHI	4-3	W
26	11-28	@ PIT	3-8	L	54	1-27	CAR	1-5	L	82	4-11	@ PHI	1-2**	OT
27	11-30	PIT	2-5	L	55	1-30	@ PHX	2-3	L					
28	12-5	@ BUF	2-1	W	56	1-31	@ COL	3-1	W					

\* Overtime  
\*\* Shootout



# ALL-TIME RESULTS GAME-BY-GAME

2010-11				2010-11 (CONT'D)				2010-11 (CONT'D)						
GAME	DATE	OPPONENT	SCORE	RESULT	GAME	DATE	OPPONENT	SCORE	RESULT	GAME	DATE	OPPONENT	SCORE	RESULT
1	10-9	@ BUF	6-3	W	29	12-5	OTT	1-3	L	57	2-11	@ ATL	2-3	L
2	10-11	@ NYI	4-6	L	30	12-9	@ OTT	5-3	W	58	2-13	PIT	5-3	W
3	10-15	TOR	3-4*	OT	31	12-11	@ CBJ	1-3	L	59	2-17	LA	4-3**	OT
4	10-18	COL	1-3	L	32	12-11	WSH	7-0	W	60	2-18	@ NJ	0-1	L
5	10-21	@ TOR	2-1	W	33	12-15	@ PIT	4-1	W	61	2-20	PHI	2-4	L
6	10-23	@ BOS	3-2	W	34	12-16	PHO	4-3**	OT	62	2-22	@ CAR	4-3**	OT
7	10-24	NJD	3-1	W	35	12-18	@ PHI	1-4	L	63	2-25	@ WSH	6-0	W
8	10-27	ATL	4-6	L	36	12-23	TB	3-4**	OT	64	2-27	TB	1-2	L
9	10-29	CAR	3-4	L	37	12-27	NYI	7-2	W	65	3-1	BUF	2-3	L
10	10-30	@ TOR	2-0	W	38	12-29	@ NJ	3-1	W	66	3-3	MIN	1-3	L
11	11-1	CHI	3-2	W	39	1-1	@ TB	1-2*	OT	67	3-4	@ OTT	4-1	W
12	11-4	@ PHI	1-4	L	40	1-2	@ FLA	0-3	L	68	3-6	PHI	7-0	W
13	11-5	@ NJD	3-0	W	41	1-5	CAR	2-1*	OT	69	3-9	@ ANA	2-5	L
14	11-7	STL	0-2	L	42	1-7	@ DAL	3-2**	OT	70	3-12	@ SJ	3-2**	OT
15	11-9	WAS	3-5	L	43	1-8	@ STL	2-1	W	71	3-15	NYI	6-3	W
16	11-11	BUF	3-2*	OT	44	1-11	MTL	1-2	L	72	3-18	MTL	6-3	W
17	11-14	EDM	8-2	W	45	1-13	VAN	1-0	W	73	3-20	@ PIT	5-2	W
18	11-15	@ PIT	3-2*	OT	46	1-15	@ MTL	2-3	L	74	3-22	FLA	1-0	W
19	11-17	BOS	2-3	L	47	1-16	PHI	2-3	L	75	3-24	OTT	1-2**	OT
20	11-19	@ COL	1-5	L	48	1-17	TOR	7-0	W	76	3-26	@ BOS	1-0	W
21	11-20	@ MIN	5-2	W	49	1-20	@ CAR	1-4	L	77	3-30	@ BUF	0-1	L
22	11-22	CGY	2-1	W	50	1-22	@ ATL	3-2**	OT	78	3-31	@ NYI	2-6	L
23	11-24	@ TBL	3-5	L	51	1-24	@ WSH	2-1**	OT	79	4-3	@ PHI	3-2**	OT
24	11-26	@ FLA	3-0	W	52	1-25	FLA	3-4	L	80	4-4	BOS	5-3	W
25	11-27	@ NSH	2-1**	OT	53	2-1	PIT	3-4**	OT	81	4-7	ATL	0-3	L
26	11-29	PIT	1-3	L	54	2-3	NJ	2-3	L	82	4-9	NJD	5-2	W
27	12-2	@ NYI	6-5	W	55	2-5	@ MTL	0-2	L					
28	12-3	NYI	2-0	W	56	2-7	@ DET	2-3	L					

2011-12				2011-12 (CONT'D)				2011-12 (CONT'D)						
GAME	DATE	OPPONENT	SCORE	RESULT	GAME	DATE	OPPONENT	SCORE	RESULT	GAME	DATE	OPPONENT	SCORE	RESULT
1	10-7	@ LA	2-3*	OT	29	12-15	@ STL	1-4	L	57	2-19	CBJ	3-2*	W
2	10-8	@ ANA	1-2**	OT	30	12-17	@ PHX	3-2	W	58	2-21	@ PIT	0-2	L
3	10-15	@ NYI	2-4	L	31	12-20	@ NJD	4-1	W	59	2-24	@ NYI	3-4**	OT
4	10-18	@ VAN	4-0	W	32	12-22	NYI	4-2	W	60	2-25	BUF	3-2*	W
5	10-20	@ CGY	3-2*	W	33	12-23	PHI	4-2	W	61	2-27	NJD	2-0	W
6	10-22	@ EDM	0-2	L	34	12-26	NYI	3-0	W	62	3-1	@ CAR	3-2	W
7	10-24	@ WPG	2-1	W	35	12-28	@ WSH	1-4	L	63	3-2	@ TBL	3-4*	OT
8	10-27	TOR	2-4	L	36	12-30	@ FLA	4-1	W	64	3-4	BOS	4-3	W
9	10-29	OTT	4-5**	OT	37	1-2	@ PHI	3-2	W	65	3-6	@ NJD	1-4	L
10	10-31	SJ	5-2	W	38	1-5	FLA	3-2*	W	66	3-8	@ OTT	1-4	L
11	11-3	ANA	2-1**	W	39	1-6	@ PIT	3-1	W	67	3-9	@ CHI	3-4	L
12	11-5	MTL	5-3	W	40	1-10	PHX	2-1**	W	68	3-11	NYI	4-3	W
13	11-6	WPG	3-0	W	41	1-12	OTT	0-3	L	69	3-13	CAR	4-2	W
14	11-9	@ OTT	3-2	W	42	1-14	@ TOR	3-0	W	70	3-15	PIT	2-5	L
15	11-11	CAR	5-1	W	43	1-15	@ MTL	1-4	L	71	3-17	COL	1-3	L
16	11-15	@ NYI	4-2	W	44	1-17	NSH	3-0	W	72	3-19	NJD	4-2	W
17	11-19	@ MTL	0-4	L	45	1-19	PIT	1-4	L	73	3-21	DET	2-1*	W
18	11-23	@ FLA	1-2	L	46	1-21	@ BOS	3-2*	W	74	3-23	BUF	1-4	L
19	11-25	@ WSH	6-3	W	47	1-24	WPG	3-0	W	75	3-24	@ TOR	4-3**	W
20	11-26	PHI	2-0	W	48	1-31	@ NJD	3-4**	OT	76	3-27	@ MIN	3-2	W
21	11-29	PIT	4-3	W	49	2-1	@ BUF	1-0**	W	77	3-28	@ WPG	4-2	W
22	12-1	@ CAR	5-3	W	50	2-5	PHI	5-2	W	78	3-30	MTL	4-1	W
23	12-3	@ TBL	4-2	W	51	2-7	NJD	0-1	L	79	4-1	BOS	1-2	L
24	12-5	TOR	2-4	L	52	2-9	TBL	4-3*	W	80	4-3	@ PHI	5-3	W
25	12-8	TBL	2-3**	OT	53	2-11	@ PHI	5-2	W	81	4-5	@ PIT	2-5	L
26	12-10	@ BUF	4-1	W	54	2-12	WSH	3-2	W	82	4-7	WSH	1-4	L
27	12-11	FLA	6-1	W	55	2-14	@ BOS	3-0	W					
28	12-13	DAL	0-1	L	56	2-16	CHI	2-4	L					

2012-13				2012-13 (CONT'D)				2012-13 (CONT'D)						
GAME	DATE	OPPONENT	SCORE	RESULT	GAME	DATE	OPPONENT	SCORE	RESULT	GAME	DATE	OPPONENT	SCORE	RESULT
1	1-19	@ BOS	1-3	L	17	2-23	@ MTL	0-3	L	33	3-28	@ OTT	0-3	L
2	1-20	PIT	3-6	L	18	2-26	WPG	3-4	L	34	3-30	@ MTL	0-3	L
3	1-23	BOS	4-3*	W	19	2-28	TBL	4-1	W	35	4-1	WPG	4-2	W
4	1-24	@ PHI	1-2	L	20	3-3	BUF	3-2**	W	36	4-3	PIT	6-1	W
5	1-26	TOR	5-2	W	21	3-5	PHI	4-2	W	37	4-5	@ PIT	1-2**	OT
6	1-29	PHI	2-1	W	22	3-7	@ NYI	2-1*	W	38	4-6	@ CAR	4-1	W
7	1-31	PIT	0-3	L	23	3-8	OTT	2-3	L	39	4-8	@ TOR	3-4	L
8	2-2	@ TBL	3-2	W	24	3-10	@ WSH	4-1	W	40	4-10	TOR	3-2**	W
9	2-5	@ NJD	1-3	L	25	3-12	@ BUF	1-3	L	41	4-13	@ NYI	1-0*	W
10	2-7	NYI	4-1	W	26	3-14	@ WPG	1-3	L	42	4-16	@ PHI	2-4	L
11	2-10	TBL	5-1	W	27	3-16	@ PIT	0-3	L	43	4-18	FLA	6-1	W
12	2-12	@ BOS	4-3**	W	28	3-18	CAR	2-1**	W	44	4-19	@ BUF	8-4	W
13	2-14	NYI	3-4**	OT	29	3-19	@ NJD	3-2	W	45	4-21	NJD	4-1	W
14	2-17	WSH	2-1	W	30	3-21	FLA	1-3	L	46	4-23	@ FLA	2-3	L
15	2-19	MTL	1-3	L	31	3-24	WSH	2-3**	OT	47	4-25	@ CAR	4-3*	W
16	2-21	@ OTT	2-3**	OT	32	3-26	@ PHI	5-2	W	48	4-27	NJD	4-0	W

\* Overtime  
\*\* Shootout

# ALL-TIME RESULTS GAME-BY-GAME

2013-14				2013-14 (CONT'D)				2013-14 (CONT'D)						
GAME DATE	OPPONENT	SCORE	RESULT	GAME DATE	OPPONENT	SCORE	RESULT	GAME DATE	OPPONENT	SCORE	RESULT			
1	10-3	@ PHX	1-4	L	29	12-5	@ BUF	3-1	W	57	2-4	COL	5-1	W
2	10-7	@ LAK	3-1	W	30	12-7	NJD	3-4*	OT	58	2-6	EDM	1-2	L
3	10-8	@ SJS	2-9	L	31	12-8	WSH	1-4	L	59	2-7	@ PIT	4-3**	W
4	10-10	@ ANA	0-6	L	32	12-10	NSH	1-4	L	60	2-27	CHI	2-1	W
5	10-12	@ STL	3-5	L	33	12-12	CBJ	2-4	L	61	3-1	@ PHI	2-4	L
6	10-16	@ WSH	2-0	W	34	12-15	CGY	4-3**	W	62	3-2	BOS	3-6	L
7	10-19	@ NJD	0-4	L	35	12-18	PIT	3-4**	OT	63	3-5	TOR	2-3*	OT
8	10-24	@ PHI	1-2	L	36	12-20	NYI	3-5	L	64	3-7	@ CAR	4-2	W
9	10-26	@ DET	3-2*	W	37	12-22	MIN	4-1	W	65	3-9	DET	3-0	W
10	10-28	MTL	0-2	L	38	12-23	TOR	2-1**	W	66	3-11	@ CAR	1-3	L
11	10-29	@ NYI	3-2	W	39	12-27	@ WSH	2-3	L	67	3-13	@ MIN	1-2	L
12	10-31	BUF	2-0	W	40	12-29	@ TBL	4-3	W	68	3-14	@ WPG	4-2	W
13	11-2	CAR	5-1	W	41	12-31	@ FLA	2-1**	W	69	3-16	SJS	0-1	L
14	11-4	ANA	1-2	L	42	1-3	@ PIT	2-5	L	70	3-18	@ OTT	8-4	W
15	11-6	PIT	5-1	W	43	1-4	@ TOR	7-1	W	71	3-21	@ CBJ	3-1	W
16	11-7	@ CBJ	4-2	W	44	1-6	CBJ	3-4**	OT	72	3-22	@ NJD	2-0	W
17	11-10	FLA	4-3	W	45	1-8	@ CHI	3-2	W	73	3-24	PHX	4-3*	W
18	11-12	NJD	2-3	L	46	1-10	DAL	3-2	W	74	3-26	PHI	3-1	W
19	11-16	@ MTL	1-0	W	47	1-12	PHI	4-1	W	75	3-28	@ CGY	3-4	L
20	11-17	LAK	0-1	L	48	1-14	TBL	1-2	L	76	3-30	@ EDM	5-0	W
21	11-19	BOS	1-2	L	49	1-16	DET	1-0	W	77	4-1	@ VAN	3-1	W
22	11-21	@ DAL	3-2	W	50	1-18	@ OTT	4-1	W	78	4-3	@ COL	2-3**	OT
23	11-23	@ NSH	2-0	W	51	1-19	WSH	4-1	W	79	4-5	OTT	2-3*	OT
24	11-25	@ TBL	0-5	L	52	1-21	NYI	3-5	L	80	4-8	CAR	4-1	W
25	11-27	@ FLA	5-2	W	53	1-23	STL	1-2	L	81	4-10	BUF	2-1	W
26	11-29	@ BOS	2-3	L	54	1-26	@ NJD	7-3	W	82	4-12	@ MTL	0-1*	OT
27	11-30	VAN	5-2	W	55	1-29	@ NYI	2-1	W					
28	12-2	WPG	2-5	L	56	1-31	NYI	4-1	W					

2014-15				2014-15 (CONT'D)				2014-15 (CONT'D)						
GAME DATE	OPPONENT	SCORE	RESULT	GAME DATE	OPPONENT	SCORE	RESULT	GAME DATE	OPPONENT	SCORE	RESULT			
1	10-9	@ STL	3-2	W	29	12-16	@ CGY	5-2	W	57	2-20	@ BUF	3-1	W
2	10-11	@ CBJ	2-5	L	30	12-20	@ CAR	3-2**	W	58	2-22	CBJ	4-3**	W
3	10-12	TOR	3-6	L	31	12-21	CAR	1-0	W	59	2-24	CGY	1-0	W
4	10-14	NYI	3-6	L	32	12-23	WSH	4-2	W	60	2-26	ARI	4-3	W
5	10-16	CAR	2-1**	W	33	12-27	NJD	3-1	W	61	2-28	@ PHI	2-4	L
6	10-19	SJS	4-0	W	34	12-29	@ DAL	2-3	L	62	3-2	NSH	4-1	W
7	10-21	@ NJD	4-3*	W	35	12-31	@ FLA	5-2	W	63	3-4	@ DET	1-2*	OT
8	10-25	@ MTL	1-3	L	36	1-3	BUF	6-1	W	64	3-8	@ CHI	1-0*	W
9	10-27	MIN	5-4	W	37	1-7	@ ANA	4-1	W	65	3-10	@ NYI	2-1	W
10	11-1	WPG	0-1**	OT	38	1-8	@ LAK	4-3	W	66	3-11	@ WSH	3-1	W
11	11-3	STL	3-4**	OT	39	1-10	@ SJS	3-1	W	67	3-14	@ BUF	2-0	W
12	11-5	DET	4-3*	W	40	1-13	NYI	0-3	L	68	3-15	FLA	2-1	W
13	11-8	@ TOR	4-5	L	41	1-15	@ BOS	0-3	L	69	3-18	CHI	0-1	L
14	11-9	EDM	1-3	L	42	1-16	@ CBJ	2-1	W	70	3-21	@ CAR	3-2**	W
15	11-11	PIT	5-0	W	43	1-18	@ PIT	5-2	W	71	3-22	ANA	7-2	W
16	11-13	COL	3-4**	OT	44	1-20	OTT	3-2*	W	72	3-24	LAK	2-4	L
17	11-15	@ PIT	2-3**	OT	45	1-27	@ NYI	1-4	L	73	3-26	@ OTT	5-1	W
18	11-17	TBL	1-5	L	46	1-29	MTL	0-1	L	74	3-28	@ BOS	2-4	L
19	11-19	PHI	2-0	W	47	1-31	CAR	4-1	W	75	3-29	WSH	2-5	L
20	11-23	MTL	5-0	W	48	2-2	FLA	6-3	W	76	3-31	@ WPG	3-2	W
21	11-26	@ TBL	3-4	L	49	2-4	BOS	3-2	W	77	4-2	@ MIN	3-1	W
22	11-28	@ PHI	3-0	W	50	2-7	@ NSH	2-3	L	78	4-4	NJD	6-1	W
23	11-29	PHI	5-2	W	51	2-8	DAL	2-3*	OT	79	4-6	CBJ	4-3*	W
24	12-1	TBL	3-6	L	52	2-10	@ TOR	5-4	W	80	4-7	@ NJD	4-2	W
25	12-6	@ DET	2-3	L	53	2-12	@ COL	6-3	W	81	4-9	OTT	0-3	L
26	12-8	PIT	4-3*	W	54	2-14	@ ARI	5-1	W	82	4-11	@ WSH	4-2	W
27	12-13	@ VAN	5-1	W	55	2-16	@ NYI	6-5	W					
28	12-14	@ EDM	2-0	W	56	2-19	VAN	4-5**	OT					

2015-16				2015-16 (CONT'D)				2015-16 (CONT'D)						
GAME DATE	OPPONENT	SCORE	RESULT	GAME DATE	OPPONENT	SCORE	RESULT	GAME DATE	OPPONENT	SCORE	RESULT			
1	10-7	@ CHI	3-2	W	29	12-9	@ VAN	1-2	L	57	2-17	CHI	3-5	W
2	10-9	@ CBJ	4-2	W	30	12-11	@ EDM	5-7	L	58	2-18	@ TOR	4-2	W
3	10-10	CBJ	5-2	W	31	12-12	@ CGY	4-5*	OT	59	2-21	DET	1-0*	W
4	10-13	WPG	1-4	L	32	12-15	EDM	4-2	W	60	2-23	@ NJD	2-5	L
5	10-15	@ MTL	0-3	L	33	12-17	@ MIN	2-5	L	61	2-25	@ STL	2-1	W
6	10-18	NJD	1-2*	OT	34	12-18	@ WPG	2-5	L	62	2-27	@ DAL	3-2	W
7	10-19	SJS	4-0	W	35	12-20	WSH	3-7	L	63	2-29	CBJ	2-1	W
8	10-22	ARI	4-1	W	36	12-22	ANA	3-2*	W	64	3-3	@ PIT	1-4	L
9	10-24	@ PHI	2-3**	OT	37	12-28	@ NSH	3-5	L	65	3-4	@ WSH	3-2	W
10	10-25	CGY	4-1	W	38	12-30	@ TBL	5-2	W	66	3-6	NYI	4-6	L
11	10-30	TOR	3-1	W	39	1-2	@ FLA	0-3	L	67	3-8	@ BUF	4-2	W
12	11-3	WSH	5-2	W	40	1-5	DAL	6-2	W	68	3-12	@ DET	2-3*	OT
13	11-6	@ COL	2-1	W	41	1-9	WSH	3-4**	OT	69	3-13	PIT	3-5	L
14	11-7	@ ARI	4-1	W	42	1-11	BOS	2-1	W	70	3-16	@ ANA	2-1	W
15	11-10	CAR	3-0	W	43	1-14	@ NYI	1-3	L	71	3-17	@ LAK	3-4*	OT
16	11-12	STL	6-3	W	44	1-16	@ PHI	3-2**	OT	72	3-19	@ SJS	1-4	L
17	11-14	@ OTT	2-1**	W	45	1-17	@ WSH	2-5	L	73	3-21	FLA	4-2	W
18	11-15	TOR	4-3	W	46	1-19	VAN	3-2*	W	74	3-23	BOS	5-2	W
19	11-19	@ TBL	1-2	L	47	1-22	@ CAR	4-1	W	75	3-26	@ MTL	5-2	W
20	11-21	@ FLA	5-4*	W	48	1-24	@ OTT	0-3	L	76	3-27	PIT	2-3*	OT
21	11-23	NSH	3-0	W	49	1-25	BUF	6-3	W	77	3-31	@ CAR	3-4	W
22	11-25	MTL	1-5	L	50	2-2	@ NJD	2-3	L	78	4-2	BUF	3-4	L
23	11-27	@ BOS	3-4	L	51	2-4	MIN	4-2	W	79	4-4	@ CBJ	4-2	W
24	11-28	PHI	0-3	L	52	2-6	@ PHI	3-2**	OT	80	4-5	TBL	3-2	W
25	11-30	CAR	4-3	W	53	2-8	NJD	2-1	W	81	4-7	NYI	1-4	L
26	12-3	@ NYI	1-2**	OT	54	2-10	@ PIT	3-0	W	82	4-9	DET	3-2	W
27	12-2	COL	1-2	L	55	2-12	LAK	4-5*	OT					
28	12-6	OTT	4-1	W	56	2-14	PHI	3-1	W					

\* Overtime  
\*\* Shootout

# ALL-TIME RESULTS GAME-BY-GAME

2016-17					2016-17 (CONT'D)					2016-17 (CONT'D)				
GAME	DATE	OPPONENT	SCORE	RESULT	GAME	DATE	OPPONENT	SCORE	RESULT	GAME	DATE	OPPONENT	SCORE	RESULT
1	10-13	NYI	5-3	W	29	12-9	@ CHI	1-0*	W	57	2-16	@ NYI	2-1	L
2	10-15	@ STL	2-3	L	30	12-11	NJD	5-0	W	58	2-19	WSH	2-1	W
3	10-17	SJS	7-4	W	31	12-13	CHI	1-2	L	59	2-21	MTL	2-3**	OT
4	10-19	DET	1-2	L	32	12-15	@ DAL	2-0	W	60	2-23	@ TOR	2-1**	W
5	10-22	@ WSH	4-2	W	33	12-17	@ NSH	2-1**	W	61	2-25	@ NJD	4-3*	W
6	10-23	ARI	3-2	W	34	12-18	NJD	3-2**	W	62	2-26	CBJ	2-5	L
7	10-26	BOS	5-2	W	35	12-20	@ PIT	2-7	L	63	2-28	WSH	1-4	L
8	10-28	@ CAR	2-3	L	36	12-23	MIN	4-7	L	64	3-2	@ BOS	1-1	W
9	10-30	TBL	6-1	W	37	12-27	OTT	4-3	W	65	3-4	MTL	1-4	L
10	11-1	STL	5-0	W	38	12-29	@ ARI	6-3	W	66	3-6	@ TBL	1-0*	W
11	11-3	EDM	5-3	W	39	12-31	@ COL	6-2	W	67	3-7	@ FLA	5-2	W
12	11-5	@ BOS	5-2	W	40	1-3	BUF	1-4	L	68	3-9	@ CAR	3-4	L
13	11-6	WPG	5-2	W	41	1-4	@ PHI	5-2	W	69	3-12	@ DET	4-1	W
14	11-8	VAN	3-5	L	42	1-7	@ CBJ	5-4	W	70	3-13	TBL	2-3	L
15	11-12	@ CGY	4-1	W	43	1-13	TOR	2-4	L	71	3-17	FLA	3-4**	OT
16	11-13	@ EDM	3-1	W	44	1-14	@ MTL	4-5	L	72	3-18	@ MIN	3-2	W
17	11-15	@ VAN	7-2	W	45	1-17	DAL	6-7	L	73	3-21	@ NJD	2-3*	OT
18	11-18	@ FLA	2-4	L	46	1-19	@ TOR	5-2	W	74	3-22	NYI	2-3	L
19	11-20	CBJ	2-3**	OT	47	1-22	@ DET	1-0*	W	75	3-25	@ LAK	3-0	W
20	11-21	@ PIT	5-2	W	48	1-23	LAK	3-2	W	76	3-26	@ ANA	3-6	L
21	11-23	PIT	1-6	L	49	1-25	PHI	0-2	L	77	3-28	@ SJS	4-5*	OT
22	11-25	@ PHI	3-2	W	50	1-31	CBJ	4-6	L	78	3-31	PIT	3-4**	OT
23	11-27	OTT	0-2	L	51	2-2	@ BUF	2-1*	W	79	4-2	PHI	4-3	W
24	11-29	CAR	3-2	W	52	2-5	CGY	4-3	W	80	4-5	@ WSH	0-2	L
25	12-1	@ BUF	3-4	L	53	2-7	ANA	4-1	W	81	4-8	@ OTT	1-3	L
26	12-3	CAR	4-2	W	54	2-9	NSH	4-3	W	82	4-9	PIT	3-2	W
27	12-6	@ NYI	2-4	L	55	2-11	COL	4-2	W					
28	12-8	@ WPG	2-1	W	56	2-13	@ CBJ	3-2	W					

2017-18					2017-18 (CONT'D)					2017-18 (CONT'D)				
GAME	DATE	OPPONENT	SCORE	RESULT	GAME	DATE	OPPONENT	SCORE	RESULT	GAME	DATE	OPPONENT	SCORE	RESULT
1	10-5	COL	2-4	L	29	12-9	NJD	5-2	W	57	2-13	@ MIN	2-3	L
2	10-7	@ TOR	5-8	L	30	12-11	DAL	1-2**	OT	58	2-15	@ NYI	0-3	L
3	10-8	MTL	2-0	W	31	12-13	@ OTT	2-3	L	59	2-17	@ OTT	3-6	L
4	10-10	STL	1-3	L	32	12-15	LAK	4-2	W	60	2-18	PHI	4-7	L
5	10-13	@ CBJ	1-3	L	33	12-16	@ BOS	3-2*	W	61	2-22	@ MTL	1-3	L
6	10-14	NJD	2-3	L	34	12-19	ANA	4-1	W	62	2-23	MIN	1-4	L
7	10-17	PIT	4-5*	OT	35	12-21	@ NJD	3-4**	OT	63	2-25	DET	2-3*	OT
8	10-19	NYI	3-4**	OT	36	12-23	TOR	2-3	L	64	2-28	@ VAN	6-5*	W
9	10-21	NSH	4-2	W	37	12-27	WSH	1-0**	W	65	3-2	@ CGY	3-1	W
10	10-23	SJS	1-4	L	38	12-29	@ DET	2-3**	OT	66	3-3	@ EDM	3-2	W
11	10-26	ARI	5-2	W	39	1-1	@ BUF	3-2*	W	67	3-6	WPG	0-3	L
12	10-28	@ MTL	4-5	L	40	1-3	CHI	2-5	L	68	3-8	@ TBL	3-5	L
13	10-31	VGK	6-4	W	41	1-6	@ ARI	2-1**	W	69	3-10	@ FLA	3-4**	OT
14	11-2	@ TOR	2-1*	W	42	1-7	@ VGK	1-2	L	70	3-12	CAR	6-3	W
15	11-4	@ FLA	5-4*	W	43	1-13	NYI	2-7	L	71	3-14	PIT	4-3*	W
16	11-6	CBJ	5-3	W	44	1-14	@ PIT	2-5	L	72	3-17	@ STL	3-4**	OT
17	11-8	BOS	4-2	W	45	1-16	PHI	5-1	W	73	3-20	CBJ	3-5	L
18	11-11	EDM	4-2	W	46	1-18	BUF	4-3	W	74	3-22	@ PHI	3-4	L
19	11-15	@ CHI	3-6	L	47	1-20	@ COL	1-3	L	75	3-24	BUF	5-1	W
20	11-17	@ CBJ	0-2	L	48	1-21	@ LAK	2-4	L	76	3-26	WSH	2-4	L
21	11-19	OTT	3-0	W	49	1-23	@ ANA	3-6	L	77	3-28	@ WSH	2-3*	OT
22	11-22	@ CAR	6-1	W	50	1-25	@ SJS	6-5	W	78	3-30	TBL	3-7	L
23	11-24	DET	2-1*	W	51	2-1	TOR	0-4	L	79	3-31	@ CAR	2-1	W
24	11-26	VAN	4-3**	OT	52	2-3	@ NSH	2-5	L	80	4-3	@ NJD	2-5	L
25	11-28	FLA	4-5	L	53	2-5	@ DAL	1-2	L	81	4-5	@ NYI	1-2	L
26	12-1	CAR	5-1	W	54	2-7	BOS	1-6	L	82	4-7	@ PHI	0-5	L
27	12-5	@ PIT	4-3	W	55	2-9	CGY	4-3	W					
28	12-8	@ WSH	2-4	L	56	2-11	@ WPG	3-1	W					

2018-19					2018-19 (CONT'D)					2018-19 (CONT'D)				
GAME	DATE	OPPONENT	SCORE	RESULT	GAME	DATE	OPPONENT	SCORE	RESULT	GAME	DATE	OPPONENT	SCORE	RESULT
1	10-4	NSH	2-3	L	29	12-8	@ FLA	5-4**	W	57	2-15	@ BUF	6-2	W
2	10-6	@ BUF	1-3	L	30	12-10	@ TBL	3-6	L	58	2-17	@ PIT	5-6	L
3	10-7	@ CAR	5-8	L	31	12-14	ARI	3-4*	OT	59	2-19	@ CAR	2-1	W
4	10-11	SJS	3-2*	W	32	12-16	VGK	3-4*	OT	60	2-21	MIN	1-4	L
5	10-13	EDM	1-2	L	33	12-18	ANA	3-1	W	61	2-23	NJD	5-2	W
6	10-16	COL	3-2**	W	34	12-22	@ TOR	3-5	L	62	2-24	@ WSH	5-6*	OT
7	10-17	@ WSH	3-4*	OT	35	12-23	PHI	2-3**	OT	63	2-27	TBL	3-4*	OT
8	10-21	CGY	1-4	L	36	12-27	CBJ	3-4*	OT	64	3-1	MTL	2-4	L
9	10-23	FLA	5-2	W	37	12-29	@ NSH	4-3	W	65	3-3	WSH	2-3**	OT
10	10-25	@ CHI	1-4	L	38	12-31	@ STL	2-1	W	66	3-5	@ DAL	0-1	L
11	10-28	@ LAK	3-4	L	39	1-2	PIT	2-7	L	67	3-7	@ DET	2-3**	OT
12	10-30	@ SJS	4-3**	W	40	1-4	@ COL	1-6	L	68	3-9	NJD	4-2	W
13	11-1	@ ANA	3-2**	W	41	1-6	@ ARI	0-5	L	69	3-11	@ EDM	2-3*	OT
14	11-4	BUF	3-1	W	42	1-8	@ VGK	2-4	L	70	3-13	@ VAN	1-4	L
15	11-6	MTL	5-3	W	43	1-10	NYI	3-4	L	71	3-15	@ CGY	1-5	L
16	11-9	@ DET	2-3*	OT	44	1-12	@ NYI	2-1	W	72	3-16	@ MIN	2-5	L
17	11-10	@ CBJ	5-4**	W	45	1-13	@ CBJ	5-7	L	73	3-19	DET	2-3	L
18	11-12	VAN	2-1	W	46	1-15	CAR	6-2	W	74	3-23	@ TOR	2-1*	W
19	11-15	@ NYI	5-7	L	47	1-17	CHI	4-3	W	75	3-25	PIT	2-5	L
20	11-17	FLA	4-2	W	48	1-19	@ BOS	3-2	W	76	3-27	@ BOS	3-6	L
21	11-19	DAL	2-1	W	49	1-29	PHI	0-1	L	77	3-29	STL	4-2	W
22	11-21	NYI	5-0	W	50	1-31	@ NJD	4-3	W	78	3-31	@ PHI	3-0	W
23	11-23	@ PHI	0-4	L	51	2-2	TBL	2-3	L	79	4-1	@ NJD	2-4	L
24	11-24	WSH	3-5	L	52	2-4	LAK	3-4*	OT	80	4-3	OTT	1-4	L
25	11-26	OTT	4-2	W	53	2-6	BOS	4-3**	OT	81	4-5	CBJ	2-3**	OT
26	11-29	@ OTT	2-3	L	54	2-8	CAR	0-3	L	82	4-6	@ PIT	4-3*	W
27	12-1	@ MTL	0-5	L	55	2-10	TOR	4-1	W					
28	12-2	WPG	3-4**	OT	56	2-12	@ WPG	3-4	L					

\* Overtime  
\*\* Shootout

# ALL-TIME RESULTS GAME-BY-GAME

2019-20				2019-20 (CONT'D)				2019-20 (CONT'D)						
GAME DATE	OPPONENT	SCORE	RESULT	GAME DATE	OPPONENT	SCORE	RESULT	GAME DATE	OPPONENT	SCORE	RESULT			
1	10-3	WPG	6-4	W	25	11-30	@ NJD	4-0	W	49	1-31	DET	4-2	W
2	10-5	@ OTT	4-1	W	26	12-2	VGK	1-4	L	50	2-1	@ DET	1-0	W
3	10-12	EDM	1-4	L	27	12-5	@ CBJ	3-2	W	51	2-3	DAL	3-5	L
4	10-17	@ NJD	2-5	L	28	12-6	MTL	1-2	L	52	2-5	TOR	5-3	W
5	10-18	@ WSH	2-5	L	29	12-8	@ VGK	5-0	W	53	2-7	BUF	2-3	L
6	10-20	VAN	2-3	L	30	12-10	@ LAK	1-3	L	54	2-9	LAK	4-1	W
7	10-22	ARI	2-3*	OT	31	12-12	@ SJS	6-3	W	55	2-11	@ WPG	4-1	W
8	10-24	BUF	6-2*	W	32	12-14	@ ANA	3-4**	OT	56	2-13	@ MIN	4-3**	W
9	10-27	BOS	4-7	L	33	12-16	NSH	2-5	L	57	2-14	@ CBJ	3-1	W
10	10-29	TBL	4-1	W	34	12-20	TOR	3-6	L	58	2-16	BOS	1-3	L
11	11-2	@ NSH	2-1	W	35	12-22	ANA	5-1	W	59	2-19	@ CHI	6-3	W
12	11-4	OTT	2-6	L	36	12-23	@ PHI	1-5	L	60	2-21	@ CAR	5-2	W
13	11-6	DET	5-1	W	37	12-27	CAR	5-3	W	61	2-22	SJS	3-2	W
14	11-7	@ CAR	4-2	W	38	12-28	@ TOR	5-4*	W	62	2-25	@ NYI	4-3*	W
15	11-10	FLA	5-6**	OT	39	12-31	@ EDM	5-7	L	63	2-27	@ MTL	5-2	W
16	11-12	PIT	3-2*	W	40	1-2	@ CGY	3-4	L	64	2-28	@ PHI	2-5	L
17	11-14	@ TBL	3-9	L	41	1-4	@ COL	1-2	L	65	3-1	PHI	3-5	L
18	11-16	@ FLA	3-4	L	42	1-7	COL	5-3	W	66	3-3	STL	1-3	L
19	11-20	WSH	4-1	W	43	1-9	NJD	6-3	W	67	3-5	WSH	6-5*	W
20	11-22	@ OTT	1-4	L	44	1-11	@ STL	2-5	L	68	3-7	NJD	4-6	L
21	11-23	@ MTL	6-5	W	45	1-13	NYI	6-2	W	69	3-10	@ DAL	4-2	W
22	11-25	MIN	3-2*	W	46	1-16	@ NYI	3-2	W	70	3-11	@ COL	2-3*	OT
23	11-27	CAR	3-2	W	47	1-19	CBJ	1-2	L					
24	11-29	@ BOS	2-3*	OT	48	1-21	NYI	2-4	L					

2020-21				2020-21 (CONT'D)				2020-21 (CONT'D)						
GAME DATE	OPPONENT	SCORE	RESULT	GAME DATE	OPPONENT	SCORE	RESULT	GAME DATE	OPPONENT	SCORE	RESULT			
1	1-14	NYI	0-4	L	20	3-2	BUF	3-2	W	39	4-8	PIT	2-5	L
2	1-16	NYI	5-0	W	21	3-4	@ NJD	6-1	W	40	4-9	@ NYI	4-1	W
3	1-19	NJD	3-4	L	22	3-6	@ NJD	6-3	W	41	4-11	@ NYI	2-3*	OT
4	1-22	@ PIT	3-4**	OT	23	3-7	@ PIT	1-5	L	42	4-13	@ NJD	3-0	W
5	1-24	@ PIT	2-3	L	24	3-9	@ PIT	2-4	L	43	4-15	NJD	4-0	W
6	1-26	@ BUF	2-3	L	25	3-11	@ BOS	0-4	L	44	4-17	NJD	6-3	W
7	1-28	@ BUF	3-2*	W	26	3-13	@ BOS	4-0	W	45	4-18	@ NJD	5-3	W
8	1-30	PIT	4-5*	OT	27	3-15	PHI	4-5*	OT	46	4-20	@ NYI	1-6	L
9	2-1	PIT	3-1	W	28	3-17	PHI	9-0	W	47	4-22	PHI	2-3	L
10	2-4	WSH	4-2	W	29	3-19	@ WSH	1-2	L	48	4-23	PHI	4-1	W
11	2-8	NYI	0-2	L	30	3-20	@ WSH	3-1	W	49	4-25	BUF	6-3	W
12	2-10	BOS	2-3*	OT	31	3-22	BUF	5-3	W	50	4-27	BUF	3-1	W
13	2-12	BOS	0-1	L	32	3-25	@ PHI	8-3	W	51	4-29	NYI	0-4	L
14	2-16	NJD	2-5	L	33	3-27	@ PHI	1-2	L	52	5-1	@ NYI	0-3	L
15	2-18	@ PHI	3-2**	W	34	3-28	@ WSH	4-5	L	53	5-3	WSH	3-6	L
16	2-20	@ WSH	4-1	W	35	3-30	WSH	5-2	W	54	5-5	WSH	2-4	L
17	2-24	@ PHI	3-4	L	36	4-1	@ BUF	3-2*	W	55	5-6	@ BOS	0-4	L
18	2-26	BOS	6-2	W	37	4-3	@ BUF	2-3**	OT	56	5-8	@ BOS	5-4	W
19	2-28	BOS	1-4	L	38	4-6	PIT	8-4	W					

2021-22				2021-22 (CONT'D)				2021-22 (CONT'D)						
GAME DATE	OPPONENT	SCORE	RESULT	GAME DATE	OPPONENT	SCORE	RESULT	GAME DATE	OPPONENT	SCORE	RESULT			
1	10-13	@ WSH	1-5	L	29	12-15	@ ARI	3-2	W	57	3-8	@ MIN	2-5	L
2	10-14	DAL	2-3*	L	30	12-17	VGK	2-3**	L	58	3-10	@ STL	2-6	L
3	10-16	@ MTL	3-1	W	31	12-29	@ FLA	3-4	L	59	3-12	@ DAL	7-4	W
4	10-18	@ TOR	2-1*	W	32	12-31	@ TBL	4-3**	W	60	3-15	ANA	4-3*	W
5	10-21	@ NSH	3-1	W	33	1-2	TBL	4-0	W	61	3-17	NYI	1-2	L
6	10-23	@ OTT	3-2	W	34	1-3	EDM	4-1	W	62	3-19	@ TBL	2-1	W
7	10-25	CGY	1-5	L	35	1-6	@ VGK	1-5	L	63	3-20	@ CAR	2-0	W
8	10-29	CBJ	4-0	W	36	1-8	@ ANA	4-1	W	64	3-22	@ NJD	4-7	L
9	10-31	@ SEA	3-1	W	37	1-10	@ LAK	1-3	L	65	3-25	PIT	5-1	W
10	11-2	@ BOS	2-3*	L	38	1-13	@ SJS	3-0	W	66	3-27	BUF	5-4*	W
11	11-5	@ EDM	5-6*	L	39	1-15	@ PHI	3-2	W	67	3-29	@ PIT	3-2	W
12	11-6	@ CGY	0-6	L	40	1-19	TOR	6-3	W	68	3-30	@ DET	5-4*	W
13	11-8	FLA	4-3	W	41	1-21	@ CAR	3-6	L	69	4-1	NYI	0-3	L
14	11-13	@ CBJ	5-3	W	42	1-22	ARI	7-3	W	70	4-3	PHI	3-4**	L
15	11-14	NJD	4-3**	W	43	1-24	LAK	3-2**	W	71	4-5	@ NJD	3-1	W
16	11-16	MTL	3-2	W	44	1-27	@ CBJ	3-5	L	72	4-7	PIT	3-0	W
17	11-18	@ TOR	1-2	L	45	1-28	MIN	2-3	L	73	4-9	OTT	5-1	W
18	11-21	BUF	5-4	W	46	1-30	SEA	3-2	W	74	4-12	CAR	2-4	L
19	11-24	@ NYI	4-1	W	47	2-1	FLA	5-2	W	75	4-13	@ PHI	4-0	W
20	11-26	@ BOS	5-2	W	48	2-15	BOS	2-1**	W	76	4-16	DET	4-0	W
21	12-1	PHI	4-1	W	49	2-17	DET	2-3**	L	77	4-19	WPG	3-0	W
22	12-3	SJS	1-0	W	50	2-20	@ OTT	2-1	W	78	4-21	@ NYI	6-3	W
23	12-4	CHI	3-2	W	51	2-24	WSH	4-1	W	79	4-23	@ BOS	1-3	L
24	12-7	@ CHI	6-2	W	52	2-26	@ PIT	0-1	L	80	4-26	CAR	3-4	L
25	12-8	COL	3-7	L	53	2-27	VAN	2-5	L	81	4-27	MTL	3-4	L
26	12-10	@ BUF	2-1	W	54	3-2	STL	5-3	W	82	4-29	WSH	3-2	W
27	12-12	NSH	0-1	L	55	3-4	NJD	3-1	W					
28	12-14	@ COL	2-4	L	56	3-6	@ WPG	4-1	W					

\* Overtime  
\*\* Shootout

# ALL-TIME RESULTS GAME-BY-GAME

2022-23					2022-23 (CONT'D)					2022-23 (CONT'D)				
GAME	DATE	OPPONENT	SCORE	RESULT	GAME	DATE	OPPONENT	SCORE	RESULT	GAME	DATE	OPPONENT	SCORE	RESULT
1	10-11	TBL	3-1	W	29	12-9	@COL	2-1**	W	57	2-20	WPG	1-4	L
2	10-13	@MIN	7-3	W	30	12-12	NJD	4-3*	W	58	2-23	@DET	1-4	L
3	10-14	@WPG	1-4	L	31	12-15	TOR	3-1	W	59	2-25	@WSH	3-6	L
4	10-17	ANA	6-4	W	32	12-17	@PHI	6-3	W	60	2-26	LAK	5-2	W
5	10-20	SJS	2-3*	L	33	12-18	@CHI	7-1	W	61	3-1	@PHI	3-2*	W
6	10-23	CBJ	1-5	L	34	12-20	@PIT	2-3	L	62	3-2	OTT	3-5	L
7	10-25	COL	2-3**	L	35	12-22	NYI	5-3	W	63	3-4	@BOS	2-4	L
8	10-26	@NYI	0-3	L	36	12-27	WSH	0-4	L	64	3-9	@MTL	4-3**	W
9	10-29	@DAL	6-3	W	37	12-29	@TBL	1-2**	L	65	3-11	@BUF	2-1*	W
10	10-30	@ARI	3-2	W	38	1-1	@FLA	5-3	W	66	3-12	@PIT	2-3*	W
11	11-1	PHI	1-0*	W	39	1-3	CAR	5-3	W	67	3-14	WSH	5-3	L
12	11-3	BOS	2-5	L	40	1-5	@MTL	4-1	W	68	3-16	PIT	4-2	W
13	11-6	DET	2-3*	L	41	1-7	@NJD	3-4*	L	69	3-18	PIT	6-0	W
14	11-8	NYI	3-4	L	42	1-10	MIN	4-3**	W	70	3-19	NSH	7-0	W
15	11-10	@DET	8-2	W	43	1-12	DAL	2-1*	W	71	3-21	CAR	2-3	L
16	11-12	@NSH	1-2	L	44	1-15	MTL	1-2	L	72	3-23	@CAR	2-1	W
17	11-13	ARI	4-1	W	45	1-16	@CBJ	3-1	W	73	3-25	@FLA	4-3	W
18	11-17	@SEA	2-3*	L	46	1-19	BOS	1-3	L	74	3-28	CBJ	6-2	W
19	11-19	@SJS	2-1	W	47	1-23	FLA	6-2	W	75	3-30	@NJD	1-2	L
20	11-22	@LAK	5-3	W	48	1-25	@TOR	2-3*	L	76	3-31	@BUF	2-3*	L
21	11-23	@ANA	2-3	L	49	1-27	VGK	4-1	W	77	4-2	@WSH	5-2	W
22	11-26	EDM	3-4	L	50	2-6	CGY	5-4*	W	78	4-5	TBL	6-3	W
23	11-28	NJD	3-5	L	51	2-8	VAN	4-3	W	79	4-6	@STL	2-3*	L
24	11-30	@OTT	3-1	W	52	2-10	SEA	6-3	W	80	4-8	@CBJ	4-0	W
25	12-2	OTT	2-3*	L	53	2-11	@CAR	6-2	W	81	4-10	BUF	2-3**	L
26	12-3	CHI	2-5	L	54	2-15	@VAN	6-4	W	82	4-13	TOR	2-3	L
27	12-5	STL	6-1	W	55	2-17	@EDM	5-4**	W					
28	12-7	@VGK	5-4	W	56	2-18	@CGY	2-3*	L					

2023-24					2023-24 (CONT'D)					2023-24 (CONT'D)				
GAME	DATE	OPPONENT	SCORE	RESULT	GAME	DATE	OPPONENT	SCORE	RESULT	GAME	DATE	OPPONENT	SCORE	RESULT
1	10-12	@BUF	5-1	W	29	12-16	@BOS	2-1*	W	57	2-22	@NJD	5-1	W
2	10-14	@CBJ	3-5	L	30	12-19	@TOR	5-2	W	58	2-24	@PHI	2-1	W
3	10-16	ARI	2-1	W	31	12-22	EDM	3-4	L	59	2-25	@CBJ	2-4	L
4	10-19	NSH	1-4	L	32	12-23	BUF	4-3*	OT	60	2-28	CBJ	4-1	W
5	10-21	@SEA	4-1	W	33	12-27	WSH	5-1	W	61	3-2	@TOR	3-4**	L
6	10-24	@CGY	3-1	W	34	12-29	@FLA	3-4	L	62	3-4	FLA	2-4	L
7	10-26	@EDM	3-0	W	35	12-30	@TBL	5-1	W	63	3-9	STL	4-0	W
8	10-28	@VAN	4-3*	W	36	1-2	CAR	1-6	L	64	3-11	NJD	3-1	W
9	10-30	@WPG	3-2*	W	37	1-4	CHI	4-1	W	65	3-12	@CAR	1-0	W
10	11-2	CAR	2-1	W	38	1-6	@MTL	3-4**	L	66	3-14	@TBL	3-6	L
11	11-4	@MIN	4-5**	L	39	1-8	VAN	3-6	L	67	3-16	@PIT	7-4	W
12	11-7	DET	5-3	W	40	1-11	@STL	2-5	L	68	3-17	NYI	5-2	W
13	11-9	MIN	4-1	W	41	1-13	@WSH	2-3	L	69	3-19	WPG	2-4	L
14	11-12	CBJ	4-3**	W	42	1-14	WSH	2-1	W	70	3-21	@BOS	5-2	W
15	11-18	@NJD	5-3	W	43	1-16	SEA	5-2	W	71	3-23	FLA	4-3**	W
16	11-20	@DAL	3-6	L	44	1-18	@VGK	1-5	L	72	3-26	PHI	6-5*	W
17	11-22	@PIT	1-0	W	45	1-20	@LAK	1-2	L	73	3-28	@COL	3-2**	W
18	11-24	@PHI	3-1	W	46	1-21	@ANA	5-2	W	74	3-30	@ARI	8-5	W
19	11-25	BOS	7-4	W	47	1-23	@SJS	2-3*	L	75	4-1	PIT	2-5	L
20	11-27	BUF	1-5	L	48	1-26	VGK	2-5	L	76	4-3	NJD	4-3	W
21	11-29	DET	3-2	W	49	1-27	@OTT	7-2	W	77	4-5	@DET	4-3	W
22	12-2	@NSH	4-3	W	50	2-5	COL	2-1*	W	78	4-7	MTL	5-2	W
23	12-3	SJS	6-5	W	51	2-7	TBL	3-1	W	79	4-9	@NYI	2-4	L
24	12-5	@OTT	2-6	L	52	2-9	@CHI*	4-3	W	80	4-11	PHI	1-4	L
25	12-9	@WSH	0-4	L	53	2-12	CGY	2-0	W	81	4-13	NYI	3-2**	W
26	12-10	LAK	4-1	W	54	2-15	MTL	7-4	W	82	4-15	OTT	4-0	W
27	12-12	TOR	3-7	L	55	2-18	@NYI	6-5*	W					
28	12-15	ANA	5-1	W	56	2-20	DAL	3-1	W					

\* Overtime  
\*\* Shootout

## ALL-TIME TRANSACTIONS

Transactions listed here involve only direct trades with other teams that include players who played at least one NHL game with the Rangers, NHL Entry Draft Picks, or players who began their careers in the Rangers organization and made their NHL debut with another team. Also listed are NHL roster players obtained or lost on waivers, as well as players who joined or left the Rangers organization through the Inter-league, Intra-league, Dispersal, Expansion or Waiver Drafts, and players who signed as undrafted or unrestricted free agents and later played at least one NHL game for the Rangers.

### 1926-27 SEASON

Aug. 14, 1926 -	Clarence "Taffy" Abel signed as free agent.
Sept. 2, 1926 -	Lorne Chabot, Ivan "Ching" Johnson, Murray Murdoch, Melville "Sparky" Vail, and Frank Waite signed as free agents.
Sept. 28, 1926 -	Cash to Vancouver (WHL) for Frank Boucher.
Oct. 9, 1926 -	Cash to Vancouver (WHL) for Reg Mackey.
Oct. 12, 1926 -	Paul Thompson signed as free agent.
Oct. 19, 1926 -	Cash to Edmonton (WHL) for Leroy Goldsworthy.
Oct. 25, 1926 -	Cash to Vancouver (WHL) for Ollie Reinikka.
Oct. 27, 1926 -	Cash to Calgary (WHL) for Hal Winkler.
Nov. 3, 1926 -	Cash to Saskatoon (WHL) for Bill Cook and Fred "Burr" Cook.
Nov. 9, 1926 -	Bill Boyd, Patsy Callighen, and Bud Maracle signed as free agents.
Nov. 23, 1926 -	Stan Brown signed as free agent.
Jan. 17, 1927 -	Hal Winkler to Boston for cash.
Jan. 24, 1927 -	Cash to Toronto for Leo Bourgeault.

### 1927-28 SEASON

Aug. 22, 1927 -	Alex "Peanuts" Gray signed as free agent.
Oct. 1, 1927 -	Eric Pettinger to Toronto as compensation for the September signing of Harry "Yip" Foster, a restricted free agent whose territorial rights had been held by Maple Leafs.
	Stan Brown to Detroit for Harry Meeking and Archie Briden.
Oct. 10, 1927 -	
Oct. 13, 1927 -	Cash to N.Y. Americans for Laurie Scott.
Nov. 8, 1927 -	Reg Mackey to Boston (Can-Am) for cash.
Nov. 11, 1927 -	Ollie Reinikka to Stratford (Can-Pro) for cash.
April 10, 1928 -	Cash to N.Y. Americans for loan of Joe Miller for remainder of season.

### 1928-29 SEASON

May 14, 1928 -	Andy Aitkenhead claimed from Saskatoon (PCHL) and Gene Carrigan claimed from Hollywood (Cal-Pro) in Interleague Draft.
July 17, 1928 -	Alex "Peanuts" Gray and cash to Toronto for Butch Keeling.
Oct. 1, 1928 -	Myles Lane signed as free agent.
Oct. 16, 1928 -	Art Chapman, Abbie Cox and Frank Waite to Providence (Can-Am) for cash.
Oct. 18, 1928 -	Lorne Chabot and cash to Toronto for John Ross Roach.
Dec. 12, 1928 -	Cash to Montreal Maroons for Russ Oatman.
Jan. 21, 1929 -	Myles Lane to Boston for cash.
Feb. 14, 1929 -	Cash to Montreal for loan of Gerry "Stub" Carson for remainder of season.
April 15, 1929 -	Clarence "Taffy" Abel to Chicago for cash.

### 1929-30 SEASON

May 13, 1929 -	Leo Quenneville claimed from Newark (Can-Am) in Interleague Draft. Bill Boyd assigned to Springfield (Can-Am) roster and claimed by N.Y. Americans in Interleague Draft.
Oct. 8, 1929 -	Andy Aitkenhead to Portland (PCHL) for cash.
Oct. 18, 1929 -	Laurie Scott to Duluth (AHA) for cash.
Oct. 30, 1929 -	Russ Oatman to Hamilton (IHL) for cash.
Dec. 10, 1929 -	Orville "Obs" Heximer signed as free agent.
Jan. 8, 1930 -	Ralph Taylor claimed off waivers from Chicago.
Feb. 6, 1930 -	Cash to N.Y. Americans for Leo Reise.
Feb. 14, 1930 -	Harry "Yip" Foster and cash to Boston (Can-Am) for Bill Regan.
Feb. 17, 1930 -	Cash to Philadelphia (Can-Am) for Frank Peters.

### 1930-31 SEASON

May 6, 1930 -	Cash to Vancouver (PCHL) for Jack "Red" Beattie and Joe Jerwa.
Sept. 11, 1930 -	Cash to London (IHL) for Eddie Rodden. Cash to Boston (Can-Am) for Frank Waite.
Oct. 14, 1930 -	Leo Quenneville to London (IHL) for cash.
Oct. 22, 1930 -	Leo Reise Sr. to London (IHL) for cash.
Oct. 27, 1930 -	Ralph Taylor to Chicago (AHA) for cash. Sparky Vail to Providence (Can-Am) for cash.
Oct. 29, 1930 -	Leroy Goldsworthy to London (IHL) for cash. Gord Pettinger signed as free agent.
Dec. 7, 1930 -	Leo Bourgeault to Ottawa for cash.
Dec. 12, 1930 -	Jack "Red" Beattie to Boston to resolve territorial dispute over signing of Beattie and Joe Jerwa on May 6, 1930, because Boston claimed rights to both players. Rangers allowed to retain Jerwa.
Jan. 1, 1931 -	Cecil Dillon called up from Springfield and signed to first NHL contract.
Jan. 3, 1931 -	Eddie Rodden to Pittsburgh (IHL) for cash. Cash to Vancouver (PCHL) for Sam McAdam. Cash to Tacoma (PCHL) for Ernest Kenny.

# ALL-TIME TRANSACTIONS

## 1931-32 SEASON

April 19, 1931 -	Cash to Portland (PCHL) for Andy Aitkenhead.
May 9, 1931 -	Earl Selbert and Ott Heller called up from Springfield and signed to first NHL contracts.
Aug. 20, 1931 -	Joe Jerwa and cash to Boston for Norm "Dutch" Gainor and Ossie Asmundson.
Sept. 27, 1931 -	Paul Thompson to Chicago for Art Somers and Vic Desjardins. Cliff Barton, Jim Jarvis, and Hib Milks claimed from Philadelphia in
Dispersal Draft.	
Oct. 19, 1931 -	Frank Peters to Detroit for cash.
Oct. 21, 1931 -	Frank Waite to Syracuse (IAHL) for cash.
Oct. 27, 1931 -	Gene Carrigan to Chicago for cash.

## 1932-33 SEASON

July 20, 1932 -	Cash to Montreal Maroons for Babe Siebert.
Aug. 22, 1932 -	Orville "Obs" Heximer to Boston for cash.
Oct. 4, 1932 -	Lorne Carr and cash to Buffalo (IHL) for Carl Voss.
Oct. 13, 1932 -	Clint Smith signed as free agent.
Oct. 25, 1932 -	John Ross Roach to Detroit for cash.
Dec. 11, 1932 -	Carl Voss to Detroit for cash.
Dec. 18, 1932 -	Norm "Dutch" Gainor to Ottawa for cash. Russ Blinco to Montreal Maroons for cash.
March 9, 1933 -	Cash to Vancouver (WCHL) for Jean Pusie.

## 1933-34 SEASON

April 8, 1933 -	Cash to Buffalo (IHL) for Lorne Carr.
Oct. 11, 1933 -	Gord Pettinger to Detroit for cash.
Dec. 18, 1933 -	Babe Siebert to Boston for Vic Ripley and Roy Burmeister.
Jan. 3, 1934 -	Cash to N.Y. Americans for Duke Dutkowsk.
Jan. 30, 1934 -	Lorne Carr to Syracuse (IHL) for cash.
Feb. 3, 1934 -	Danny Cox signed as free agent.

## 1934-35 SEASON

April 11, 1934 -	Cash to Toronto for Alex Levinsky.
Sept. 27, 1934 -	Cash to Vancouver (NWHL) for Charlie Mason.
Oct. 1, 1934 -	Ossie Asmundson to Detroit for cash.
Oct. 10, 1934 -	Jean Pusie to Boston for Percy Jackson.
Oct. 26, 1934 -	Bert Connelly signed as free agent.
Nov. 18, 1934 -	Percy Jackson to Boston for cash.
Nov. 29, 1934 -	Vic Ripley to St. Louis for cash.
Dec. 14, 1934 -	Cash to Montreal Maroons for Dave Kerr.
Dec. 23, 1934 -	Cash to Montreal Maroons for Harold Starr.
Jan. 16, 1935 -	Alex Levinsky to Chicago for cash.
Jan. 29, 1935 -	Cash to Montreal Maroons for loan of Bill MacKenzie for remainder of season.

## 1935-36 SEASON

May 11, 1935 -	Bobby Kirk claimed from Vancouver (NWHL) in Interleague Draft.
Oct. 15, 1935 -	Glenn Brydson and Vern Ayres claimed from St. Louis in Dispersal Draft.
Oct. 18, 1935 -	Mac Colville, Neil Colville, Bert Gardiner, Babe Pratt, and Alex Shibicky signed as free agents.
Oct. 24, 1935 -	Joe Cooper signed as free agent.
Oct. 26, 1935 -	Cash to Montreal Maroons for Sammy McManus.
Oct. 27, 1935 -	Phil Watson signed as free agent.
Oct. 30, 1935 -	George Brown to Montreal Maroons for Eddie Wares.
Dec. 28, 1935 -	Ray Getliffe to Boston for cash.
Jan. 15, 1936 -	Earl Selbert to Chicago for Art Coulter.
Jan. 26, 1936 -	Glenn Brydson to Chicago for Howie Morenz.
Jan. 30, 1936 -	Harold Starr to Cleveland (IHL) for cash.

## 1936-37 SEASON

May 7, 1936 -	Murray Armstrong claimed off N.Y. Rovers roster by Toronto in Interleague Draft.
Sept. 1, 1936 -	Howie Morenz to Montreal for cash.
Sept. 2, 1936 -	Sammy McManus to Montreal for cash.
Sept. 10, 1936 -	Fred "Burr" Cook to Boston for cash.
Oct. 26, 1936 -	Murray "Muzz" Patrick signed as free agent.
Nov. 1, 1936 -	Joe Krol signed as free agent.
Dec. 9, 1936 -	Cliff Barton signed as free agent.

## 1937-38 SEASON

May 9, 1937 -	Norm Mann claimed from Syracuse (IAHL) in Interleague Draft.
Oct. 12, 1937 -	Cash to Vancouver (PCHL) for Bill Carse.
Jan. 17, 1938 -	Eddie Wares to Detroit for cash and loan of John Sherf for remainder of season.
Feb. 24, 1938 -	Wilbert "Dutch" Hiller signed as free agent.



# ALL-TIME TRANSACTIONS

## 1938-39 SEASON

Oct. 21, 1938 -	Charlie Mason to Detroit for cash.
Nov. 15, 1938 -	Norm Mann to Toronto for cash.
Jan. 16, 1939 -	Joe Cooper to Chicago for Alex Levinsky and cash.

## 1939-40 SEASON

May 12, 1939 -	Claimed Hal Cooper from Providence (AHL) in Interleague Draft.
May 17, 1939 -	George Allen and Bill Carse to Chicago for cash. Cecil Dillon to Detroit for cash.
Oct. 13, 1939 -	Johnny Polich signed as free agent.
Oct. 18, 1939 -	Larry Molyneux to Cleveland (AHL) for cash.
Oct. 23, 1939 -	Stan Smith signed as free agent.
April 4, 1940 -	Cliff Barton and Joe Krol to Hershey (AHL) for cash.

## 1940-41 SEASON

April 26, 1940 -	Bert Gardiner and cash to Montreal for Claude Bourque.
Oct. 21, 1940 -	Herb Foster and Bill Juzda signed as free agents.

## 1941-42 SEASON

April 8, 1941 -	Wilbert "Dutch" Hiller claimed off waivers by Detroit.
June 27, 1941 -	Norm Burns claimed from Minnesota (AHA), Scotty "Angus" Cameron claimed from Philadelphia (AHL), and Grant Warwick claimed from Hershey (AHL) in Interleague Draft.
Sept. 8, 1941 -	Bill Allum, Murdo MacKay and Claude Bourque to Buffalo (AHL) for cash.
Sept. 9, 1941 -	Herb Foster and Stan Smith to Cleveland (AHL) for cash.
Sept. 11, 1941 -	Kilby MacDonald to Hershey (AHL) for cash. Norm Calladine to Providence (AHL) for cash. Johnny Polich to Pittsburgh (AHL) for cash.
Feb. 20, 1942 -	Hub Macey signed as free agent.

## 1942-43 SEASON

Sept. 20, 1942 -	Gordon Davidson and Bob Kirkpatrick signed as free agents.
Oct. 30, 1942 -	Joe Bell, Lin Bend, Steve Buzinski, and Billy Gooden signed as free agents.
Nov. 4, 1942 -	Cash to Montreal for Gus Mancuso.
Nov. 17, 1942 -	Cash to New Haven (AHL) for Vic Myles.
Nov. 25, 1942 -	Cash to Detroit for loan of Jimmy Franks for remainder of season.
Nov. 28, 1942 -	Babe Pratt to Toronto for Hank Goldup and Dudley "Red" Garrett.
Jan. 17, 1943 -	Cash to New Haven (AHL) for Joe Shack.
Jan. 25, 1943 -	Cash to Cleveland (AHL) for loan of Bill Beveridge for remainder of season.
March 18, 1943 -	Cash to Montreal for loan of Lionel Bouvette for remainder of season.

## 1943-44 SEASON

May 8, 1943 -	Gordie Bell claimed from Buffalo (AHL) in Interleague Draft.
Sept. 11, 1943 -	Fred Hunt and Fred Thurier claimed from Brooklyn in Dispersal Draft.
Oct. 16, 1943 -	Ken McAuley signed as free agent.
Oct. 19, 1943 -	Clint Smith to Chicago for cash.
Oct. 20, 1943 -	Jack McDonald and Don "Bones" Raleigh signed as free agents.
Oct. 21, 1943 -	Art Strobel signed as free agent.
Oct. 25, 1943 -	Billy Warwick signed as free agent.
Oct. 26, 1943 -	Tommy Dewar, Archie Fraser, Max Labovitch, and Jack Mann signed as free agents.
Oct. 27, 1943 -	Phil Watson loaned to Montreal for remainder of season for loan of Wilbert "Dutch" Hiller, Charlie Sands, and future considerations (loan of John Mahaffy and Fern Gauthier on Dec. 9, and loan of Tony Demers on Dec. 20.)
Nov. 23, 1943 -	Roger Leger signed as free agent.
Nov. 25, 1943 -	Red Garrett, Gord Bell and cash to Toronto for Bucko McDonald. Cash to Boston for Oscar Aubuchon, Ab DeMarco and Chuck Scherza.
Dec. 23, 1943 -	Harry Lumley borrowed on loan from Detroit for balance of one game.
Dec. 24, 1943 -	Hank Dyck signed as free agent.
Jan. 4, 1944 -	Roger Leger, choice of Harry Taylor or John Horeck (Horeck chosen), and two-year loan of Gord Davidson to Montreal for Bob Dill.
Jan. 12, 1944 -	Hub Macey, Nestor Lubeck and Spence Tatchell to Montreal for Kilby MacDonald.
Feb. 21, 1944 -	Cash to Boston for Aldo Palazzari.

## 1944-45 SEASON

May 12, 1944 -	Walt "Ants" Atanas claimed from Buffalo (AHL), Hal Cooper claimed from Providence (AHL) and Alex Ritson claimed from Indianapolis (AHL) in Interleague Draft.
Oct. 10, 1944 -	Harry Bell and Len Wharton signed as free agents.
Nov. 25, 1944 -	Cash to Boston for Guy Labrie. Cash and loan of Alex Ritson, Hal Cooper, and Art Strobel for remainder of season to Hershey (AHL) for Bill Moe.
Dec. 5, 1944 -	Jim Drummond signed as free agent.
Jan. 13, 1945 -	Jim Drummond to Hershey (AHL) for cash.

## 1945-46 SEASON

June 14, 1945 -	Tony Leswick claimed from Cleveland (AHL) in Interleague Draft.
Sept. 7, 1945 -	Joe Cooper claimed off waivers by Boston.
Oct. 15, 1945 -	Edgar Laprade signed as free agent.
Oct. 16, 1945 -	Chuck Rayner and Hal Brown signed as free agents.

## ALL-TIME TRANSACTIONS

Oct. 20, 1945 -	Hal Laycoe signed as free agent.
Nov. 19, 1945 -	Guy Labrie, Paul Courteau and Roland Forget to New Haven (AHL) for George Boothman and cash.
Nov. 25, 1945 -	Gord Davidson to Cleveland (AHL) for Harvey Fraser.
Jan. 28, 1946 -	Billy Gooden to New Haven (AHL) for Norm Larson.

### 1946-47 SEASON

Sept. 17, 1946 -	Cash to Boston for Jack Church.
Sept. 23, 1946 -	Hub Anslow, Jean Paul Denis, Jack Gordon, Larry Kwong, Jack Lancien, Fern Perrault, Chick Webster, and Sherman White signed as free agents.
Oct. 1, 1946 -	Hank Goldup to Cleveland (AHL) for cash.
Nov. 1, 1946 -	Cash to Chicago for Joe Cooper.
Feb. 7, 1947 -	Norm Burns to Cleveland (AHL) for cash.

### 1947-48 SEASON

May 5, 1947 -	Ab DeMarco and Joe Cooper to Cleveland (AHL) for cash.
Aug. 19, 1947 -	Hal Laycoe, Joe Bell, and George Robertson to Montreal for Buddy O'Connor, Frank Eddolls, and future considerations.
Oct. 6, 1947 -	Ed Slowinski and Wes Trainor signed as free agents.
Oct. 7, 1947 -	Hal Brown and Lin Bend to St. Paul (USHL) for cash.
Dec. 19, 1947 -	Church Russell to Cleveland (AHL) for George Johnston and cash.
Feb. 6, 1948 -	Grant Warwick to Boston for Billy Taylor and future considerations (Ray Manson and Pentti Lund sent to Rangers prior to start of 1948-49 season.)

### 1948-49 SEASON

April 26, 1948 -	Bill Juzda, Rene Trudell, Cal Gardner and Frank Mathers to Toronto for Moe Morris and Wally Stanowski.
Sept. 21, 1948 -	Bryan Hextall to Cleveland (AHL) for cash. Alan Kuntz to Springfield (AHL) for cash.
Oct. 7, 1948 -	"Sugar" Jim Henry to Chicago for Alex Kaleta and Emile Francis.
Dec. 9, 1948 -	Eddie Kullman, Moe Morris, future considerations (Ken "Buck" Davies in June 1949), cash, and the right to claim three amateurs in Rangers' territorial base to Providence (AHL) for Allan Stanley.

### 1949-50 SEASON

June 1949 -	Cash to Detroit for Bill McDonagh.
Aug. 16, 1949 -	Cash to Detroit for Bud Poile.
Oct. 7, 1949 -	Bill Moe, right to claim one of two specified amateurs in Rangers' territorial base (Lorne Ferguson), and cash to Boston for Pat Egan.
Dec. 22, 1949 -	Bud Poile to Boston for cash and future considerations (rights to an unnamed amateur in Bruins' territorial base.)

### 1950-51 SEASON

Aug. 16, 1950 -	Orville Lavell and Sheldon Bloomer to Providence (AHL) for Eddie Kullman.
Sept. 5, 1950 -	Wally Hergesheimer to Cleveland (AHL) for Bill Richardson, Neil Strain, Bob Jackson and Joe McArthur.
Sept. 20, 1950 -	Jean-Paul Lamirande, Steve Hrymnak and Sherman White to St. Louis (AHL) for cash.
Oct. 4, 1950 -	Reg Sinclair signed as free agent.
Oct. 16, 1950 -	Bing Juckes to Denver (USHL) for cash.
Nov. 16, 1950 -	Dunc Fisher and future considerations (loan of Alex Kaleta to Hershey) to Boston for Ed Harrison and Zelio Toppazzini.

### 1951-52 SEASON

May 14, 1951 -	Cash to Boston for Steve Kraftcheck and Ed Reigle.
May 14, 1951 -	Ed Reigle, Jack Gordon, Fern Perreault, Fred Shero, Armand Delmonte, future considerations (Pentti Lund) and cash to Cleveland (AHL) for Wally Hergesheimer and Hy Buller.
June 8, 1951 -	Tony Leswick to Detroit for Gaye Stewart.
Sept. 20, 1951 -	Gus Kyle, rights to Pentti Lund, and cash to Boston for Paul Ronty.
Oct. 5, 1951 -	Jim Ross signed as free agent.
Oct. 26, 1951 -	Jim Conacher claimed off waivers from Chicago.
Nov. 6, 1951 -	Ron Rowe to Sydney (MMHL) for cash.
Dec. 29, 1951 -	Future considerations (unnamed amateur to be transferred after season) to Chicago for Clare Martin.
Dec. 31, 1951 -	Zelio Toppazzini, Pat Egan, Jean-Paul Denis and future considerations to Providence (AHL) for Jack Stoddard.

### 1952-53 SEASON

Aug. 18, 1952 -	Reg Sinclair to Detroit for Leo Reise Jr.
Sept. 23, 1952 -	Joe Levandoski to Calgary (WHL) for cash.
Oct. 8, 1952 -	Frank Eddolls to Montreal for cash.
Nov. 24, 1952 -	Cash to Syracuse (AHL) for loan of Kelly Burnett for remainder of season.
Dec. 8, 1952 -	Gaye Stewart claimed off waivers by Montreal.
Dec. 30, 1952 -	Jim Conacher claimed off waivers by Montreal.
Jan. 10, 1953 -	Pete Babando claimed off waivers from Chicago.

### 1953-54 SEASON

June 29, 1953 -	Steve Kraftcheck and cash to Cleveland (AHL) for Bob Chrystal.
June 30, 1953 -	Cash to Chicago for Doug Bentley.
July 20, 1953 -	Emile Francis, Neil Strain, and cash to Cleveland (AHL) for Johnny Bower and Eldred Kobussen.
Aug. 11, 1953 -	Cash to Toronto for Max Bentley.
Aug. 17, 1953 -	Ed Slowinski and Pete Babando to Montreal for Ivan Irwin.
Oct. 3, 1953 -	Camille Henry called up from Quebec and signed to first NHL contract.

## ALL-TIME TRANSACTIONS

Oct. 6, 1953 -	Jack Stoddard to Cleveland (AHL) for Ike Hildebrand.
Dec. 28, 1953 -	Andy Bathgate's minor-league rights to Cleveland (AHL) for Glen Sonmor.
Dec. 30, 1953 -	Ike Hildebrand to Vancouver (WHL) for cash.
Jan. 15, 1954 -	Doug Bentley signed as free agent.

### 1954-55 SEASON

July 20, 1954 -	Cash to Toronto for Danny Lewicki.
Nov. 15, 1954 -	Glen Sonmor and Eric Pogue to Cleveland (AHL) for Andy Bathgate's minor-league rights and Vic Howe's minor-league rights.
Nov. 23, 1954 -	Allan Stanley, Nick Mickoski and future considerations (Rich Lamoureux) to Chicago for Bill Gadsby and Pete Conacher.
Feb. 9, 1955 -	Jack McLeod and cash to Vancouver (WHL) for Bill Ezinicki.
Feb. 19, 1955 -	Paul Ronty claimed off waivers by Montreal.

### 1955-56 SEASON

April 27, 1955 -	Cash to Victoria (WHL) for Andy Heberton.
May 9, 1955 -	Bill Ezinicki and cash to Providence (AHL) for Guy Gendron.
May 31, 1955 -	Ross Lowe claimed from Springfield (AHL) and Jim Bartlett claimed from Montreal (QHL) in Interleague Draft.
Aug. 22, 1955 -	Aggie Kukulowicz, Billy Dea and cash to Detroit for Dave Creighton and Bronco Horvath.
Aug. 29, 1955 -	Cash to Toronto for Tom McCarthy.
Sept. 8, 1955 -	Camille Henry to Rhode Island (AHL) for cash.
March 22, 1956 -	Gordie Bell signed as free agent.

### 1956-57 SEASON

June 5, 1956 -	Larry Cahan, Gerry Foley, and Parker MacDonald claimed from Pittsburgh (AHL), Bill Dobbyn claimed from Victoria (WHL), and Marcel Paille claimed from Chicoutimi (QHL) in Interleague Draft. Tom McCarthy and Bill McCreary claimed by Detroit in Interleague Draft.
June 19, 1956 -	Wally Hergeshelmer to Chicago for George "Red" Sullivan.
Aug. 9, 1956 -	Pete Conacher to Buffalo (AHL) for Gord Pennell, loan of Chuck Blair, and cash.
Sept. 28, 1956 -	Gord Haworth to Victoria (WHL) for cash.
Oct. 2, 1956 -	Cash to Rhode Island (AHL) for Camille Henry.
Oct. 30, 1956 -	Bronco Horvath claimed off waivers by Montreal.

### 1957-58 SEASON

June 4, 1957 -	Phil Maloney claimed from Vancouver (WHL) in Interleague Draft. Bob Chrystal claimed off Brandon (WHL) roster by Chicago in Interleague Draft. Pete Conacher to Toronto for cash.
June 5, 1957 -	John Hanna claimed from Montreal in Intraleague Draft. Norm Johnson claimed by Boston in Intraleague Draft.
June 6, 1957 -	Ron Murphy to Chicago for Hank Ciesla.
Aug. 24, 1957 -	Johnny Bower to Cleveland (AHL) for Ed MacQueen and cash.
Nov. 18, 1957 -	Cash to Toronto for Pete Conacher.

### 1958-59 SEASON

June 3, 1958 -	Jack Bownass claimed from Montreal (AHL), Phil Maloney claimed from Providence (AHL), and Jack McLeod claimed from Saskatoon (WHL) in Interleague Draft.
June 4, 1958 -	Jack Evans claimed by Chicago in Intraleague Draft. Dave Creighton and Danny Lewicki claimed by Montreal in Intraleague Draft. Guy Gendron and Gordon Redahl claimed by Boston in Intraleague Draft.
Sept. 26, 1958 -	Eddie Shack called up Providence and signed to first NHL contract.
Sept. 30, 1958 -	Ken Yackel to Boston for cash.
Dec. 9, 1958 -	Wally Hergeshelmer claimed off waivers by Montreal.
Dec. 14, 1958 -	Wally Hergeshelmer claimed off waivers from Montreal.

### 1959-60 SEASON

June 9, 1959 -	Ed Hoekstra claimed from Calgary (WHL) in Interleague Draft. Gord Labossiere claimed off Saskatoon (WHL) roster by Detroit in Interleague Draft.
June 10, 1959 -	Brian Cullen claimed from Toronto, Ian Cushman claimed from Chicago, and Irv Spencer claimed from Montreal in Intraleague Draft.
June 10, 1959 -	Bruce Gamble claimed by Boston in Intraleague Draft.
Aug. 3, 1959 -	Aldo Guidolin's minor-league playing rights, cash, and future considerations (Ed Hoekstra) to Cleveland (AHL) for Art Stratton.
Oct. 22, 1959 -	Ivan Irwin to Buffalo (AHL) for cash.
Oct. 26, 1959 -	Hank Ciesla, Bill Kennedy and future considerations to Toronto for Noel Price.
Feb. 19, 1960 -	Loan of Ray Mikulan, cash, and future considerations to Chicago for loan of Al Rollins for remainder of season.
March 2, 1960 -	Jack McCartan signed as free agent.

### 1960-61 SEASON

June 7, 1960 -	Don Johns claimed from Winnipeg (WHL) in Interleague Draft. Billy McNeill claimed from Detroit, Ted Hampson claimed from Toronto, and Jim Morrison claimed from Chicago in Intraleague Draft. Jim Bartlett claimed by Boston, and Parker MacDonald claimed by Detroit in Intraleague Draft.
Aug. 11, 1960 -	Pete Conacher to Detroit for Barry Cullen.
Nov. 7, 1960 -	Eddie Shack to Toronto for Johnny Wilson and Pat Hannigan.
Nov. 28, 1960 -	Jim Morrison to Quebec (AHL) for cash.
Jan. 27, 1961 -	Cash to Springfield (AHL) for Floyd Smith.
Feb. 24, 1961 -	Brian Cullen claimed off waivers by Chicago.
March 10, 1961 -	Phil Latreille signed to tryout contract as free agent.

### 1961-62 SEASON

May 31, 1961 -	Doug Harvey signed as player-coach.
----------------	-------------------------------------

## ALL-TIME TRANSACTIONS

- June 13, 1961 – John Hanna and cash to Montreal for Al Langlois. Bill Gadsby to Detroit for Les Hunt and cash.  
June 14, 1961 – Lou Fontinato to Montreal as compensation for hiring Doug Harvey as player-coach. Vic Hadfield claimed from Chicago, and Jean-Guy Gendron claimed from Montreal in Intraleague Draft. Orland Kurtenbach claimed by Boston in Intraleague Draft. Dennis Olson claimed from Springfield (AHL) in Interleague Draft.  
Aug. 1, 1961 – Rod Gilbert called up from Guelph and signed first NHL contract.  
Aug. 22, 1961 – George Konik signed as free agent.  
Feb. 3, 1962 – Dave Dryden borrowed on loan from Toronto for balance of one game.  
Feb. 6, 1962 – Noel Price to Detroit for Pete Goegan and cash.

### 1962-63 SEASON

- June 6, 1962 – Bert Olmstead claimed from Toronto, and Bronco Horvath claimed from Chicago in Intraleague Draft. Jean Guy Gendron and Irv Spencer claimed by Boston in Intraleague Draft. Floyd Smith claimed by Detroit in Intraleague Draft.  
Oct. 4, 1962 – Marcel Pelletier signed as free agent.  
Oct. 5, 1962 – Pete Goegan to Detroit for Noel Price.  
Jan. 19, 1963 – Bronco Horvath claimed off waivers by Toronto.  
Feb. 4, 1963 – Dean Prentice to Boston for Don McKenney and option to add Dick Meissner at end of season (trade completed with Meissner joining Rangers on May 22, 1963.)

### 1963-64 SEASON

- June 4, 1963 – Gump Worsley, Dave Balon, Len Ronson and Leon Rochefort to Montreal for Jacques Plante, Don Marshall, and Phil Goyette. Gord Labossiere claimed from Sudbury (EPHL) in Interleague Draft. Art Stratton claimed off Buffalo (AHL) roster by Detroit in Interleague Draft. Adam Keller claimed off Vancouver (WHL) roster by Detroit in Interleague Draft. Ralph Keller claimed off Baltimore (AHL) roster by Montreal in Interleague Draft. Jack McCartan claimed off Los Angeles (WHL) roster by Chicago in Interleague Draft.  
June 5, 1963 – Val Fonteyne claimed from Detroit in Intraleague Draft. Andy Heberton claimed by Boston, and Ted Hampson claimed by Detroit in Intraleague Draft.  
Sept. 20, 1963 – Pat Hannigan to Portland (WHL) for Howie Glover.  
Feb. 14, 1964 – Al Langlois to Detroit for Ron Ingram.  
Feb. 22, 1964 – Andy Bathgate and Don McKenney to Toronto for Dick Duff, Bob Nevin, Bill Collins, Rod Seiling and Arnie Brown.

### 1964-65 SEASON

- June 9, 1964 – Bob Woytowich claimed from St. Paul (CHL), and Norm Johnson claimed from Baltimore (AHL) in Interleague Draft.  
June 10, 1964 – Howie Glover to Montreal for Ray Brunel and Bev Bell. Jim Mikol claimed from Boston, and Wayne Muloin claimed from Detroit in Intraleague Draft. Bob Woytowich claimed by Boston in Intraleague Draft. Keith Wright claimed from Montreal in Reverse Draft.  
June 25, 1964 – Duane Rupp and Ed Ehrenverth to Toronto for Lou Angotti and Ed Lawson.  
Oct. 2, 1964 – Ulf Sterner signed as free agent.  
Dec. 21, 1964 – Dick Duff and Dave McComb to Montreal for Billy Hicke and Jean-Guy Morissette.  
Feb. 3, 1965 – Camille Henry, Billy Taylor, Don Johns and future considerations (Wally Chevier) to Chicago for Doug Robinson, John Brenneman, and Wayne Hillman.  
Feb. 9, 1965 – Val Fonteyne claimed off waivers by Detroit.

### 1965-66 SEASON

- May 17, 1965 – Marcel Paille, Sandy McGregor, Aldo Guidolin, and future considerations (Jim Mikol) to Providence (AHL) for Ed Giacomini.  
June 4, 1965 – Dick Meissner, Dave Richardson, Tracy Pratt, and Mel Pearson to Chicago for Johnny McKenzie and Ray Cullen.  
June 8, 1965 – Earl Ingarfield, Gord Labossiere, Dave McComb, Noel Price, and cash to Montreal for Cesare Maniago and Gary Peters. Bill Knibbs claimed off waivers from Boston. Don Simmons claimed from Tulsa (CHL), Larry Mickey claimed from St. Louis (CHL), Keith Wright claimed from Omaha (CHL), and Ron Boehm claimed from Minneapolis (CHL) in Interleague Draft.  
June 9, 1965 – Earl Ingarfield claimed from Montreal in Intraleague Draft. Keith Wright claimed by Boston in Intraleague Draft. Danny Belisle claimed by Pittsburgh (AHL) in Reverse Draft. Bob Cunningham to Detroit for Dunc McCallum.  
Jan. 7, 1966 – Lou Angotti to Chicago for cash and future considerations.  
Jan. 10, 1966 – Johnny McKenzie to Boston for Reg Fleming.  
Feb. 3, 1966 – Wayne Muloin and Ron Hutchinson to Providence for Bob Blackburn.

### 1966-67 SEASON

- June 14, 1966 – Ted Taylor and future considerations (Gary Peters) to Montreal for Red Berenson.  
June 15, 1966 – Orland Kurtenbach claimed from Toronto, Max Mestinek and Brian Campbell claimed from Detroit, and Al MacNeil claimed from Montreal in Intraleague Draft. John Brenneman claimed by Toronto, Al Lebrun and Ray Cullen claimed by Detroit, and Mike McMahon claimed by Montreal in Intraleague Draft. Bob Cunningham claimed from Detroit in Reverse Draft.  
June 27, 1966 – Bernie Geoffrion claimed off waivers from Montreal.  
Oct. 1, 1966 – Bob Kabel's minor-league rights to California (WHL) for Gerry Brisson.

### 1967-68 SEASON

- June 6, 1967 – Cesare Maniago, Bill Collins, and Sandy Fitzpatrick claimed by Minnesota; Earl Ingarfield, Al MacNeil, Ken Schinkel, and Les Hunt claimed by Pittsburgh; Bill Hicke, Larry Cahan, Ron Boehm, and Bryan Hextall Jr. claimed by California; Terry Ball claimed by Philadelphia; Rod Seiling and Max Mestinek claimed by St. Louis; Wayne Rutledge, Ken Block, Bryan Campbell, Doug Robinson, and Marc Dufour claimed by Los Angeles in Expansion Draft. Bob Blackburn claimed by Buffalo (AHL) in Reverse Draft. Bob Plager, Gary Sabourin, Tim Ecclestone, and Gord Kannegiesser to St. Louis for Rod Seiling. Paul Andrea, George Konik, Dunc McCallum, and Frank Francis to Pittsburgh for Larry Jeffrey.

## ALL-TIME TRANSACTIONS

June 16, 1967 –	Trevor Fahey, Ken Turlick and Jim Murray to Los Angeles for Barclay Plager.
Aug. 19, 1967 –	Future considerations (Paul Shmyr) to Chicago for Camille Henry.
Sept. 1, 1967 –	Bob Kabel to Phoenix (WHL) for cash.
Nov. 27, 1967 –	Red Berenson and Barclay Plager to St. Louis for Ron Stewart and Ron Attwell.
Dec. 14, 1967 –	Larry Popein to Oakland for cash.

### 1968-69 SEASON

May 14, 1968 –	Cash to Oakland for Larry Popein.
June 12, 1968 –	Wayne Hillman, Joe Johnson and Dave Seguin to Minnesota for Dave Balon. Larry Hillman received from Toronto as compensation in lieu of cash for Maple Leafs' claiming of Larry Mickey in Intraleague Draft. Bill Plager claimed from Minnesota in Intraleague Draft and Hillman claimed by Minnesota as compensation for claiming of Plager. Jacques Plante claimed by St. Louis in Intraleague Draft. Bob Blackburn claimed by Buffalo (AHL), and Gord Vejprava claimed by Seattle (WHL) in Reverse Draft.
June 13, 1968 –	Camille Henry, Bill Plager, and Robbie Irons to St. Louis for Don Caley and Wayne Rivers.
June 24, 1968 –	Walter Tkaczuk called up from Kitchener and signed to first NHL contract.
August 1968 –	Cash to Buffalo (AHL) for Bob Blackburn.
Sept. 13, 1968 –	Cash to Oakland for Ron Boehm.
December 1968 –	Cash to Buffalo (AHL) for Guy Trottier.

### 1969-70 SEASON

June 6, 1969 –	Reg Fleming to Philadelphia for Leon Rochefort and option to purchase an unprotected player following Intraleague Draft (Don Blackburn.)
June 9, 1969 –	Leon Rochefort and Dennis Hextall to Los Angeles for Real Lemieux.
June 10, 1969 –	Harry Howell to Oakland for cash. Phil Goyette to St. Louis for 1969 first-round draft pick (Andre Dupont.)
June 11, 1969 –	Forbes Kennedy received from Pittsburgh as compensation in lieu of cash for Penguins' claiming of Bob Blackburn in Intraleague Draft.
June 12, 1969 –	Gary Kurt claimed by Cleveland (AHL), Bill Orr claimed by Rochester (AHL), and Kevin O'Shea claimed by San Diego (WHL) in Reverse Draft.
June 20, 1969 –	Larry Jeffrey to Detroit for Terry Sawchuk and Sandy Snow.
July 3, 1969 –	Don Caley and Sandy Snow to Phoenix (WHL) for Peter McDuffe.
Oct. 13, 1969 –	Ron Ingram to Seattle (WHL) for cash.
Nov. 17, 1969 –	Sheldon Kannegiesser loaned to St. Louis for loan of Larry Hornung for remainder of season.
Feb. 27, 1970 –	Real Lemieux and Juha Widing to Los Angeles for Ted Irvine.
March 3, 1970 –	Future considerations (Denis Dupere) to Toronto for Tim Horton.

### 1970-71 SEASON

June 9, 1970 –	Gerry Lemire claimed from St. Louis in Intraleague Draft. Guy Trottier claimed by Toronto, and Kevin Morrison claimed by Detroit in Intraleague Draft.
June 10, 1970 –	Don Marshall and Allan Hamilton claimed by Buffalo, and Orland Kurtenbach claimed by Vancouver in Expansion Draft.
Oct. 31, 1970 –	Larry Brown to Detroit for Pete Stremkowski.
Nov. 2, 1970 –	Don Luce to Detroit for Steve Andracik.
Jan. 26, 1971 –	Syl Apps Jr. and future considerations (Sheldon Kannegiesser) to Pittsburgh for Glen Sather.
Feb. 1, 1971 –	Arnie Brown, Mike Robitaille, and Tom Miller to Detroit for Larry Brown and Bruce MacGregor.
March 2, 1971 –	Jim Krulicki and cash to Detroit for Dale Rolfe.

### 1971-72 SEASON

May 20, 1971 –	Bob Jones to Salt Lake (WHL) for Rick Charron.
May 26, 1971 –	Bob Nevin to Minnesota for future considerations pending outcome of June 8 Intraleague Draft (Bobby Rousseau.) Peter McDuffe to St. Louis for 1971 first-round draft pick (Steve Vickers.)
June 6, 1971 –	Wayne Rivers to Los Angeles for Mike McMahon.
June 8, 1971 –	Larry Brown claimed by Philadelphia, Mike Parizeau claimed by St. Louis, and Tim Horton claimed by Pittsburgh in Intraleague Draft.
Ron Boehm claimed by Cleveland (AHL) in Reverse Draft.	
June 14, 1971 –	Release of territorial rights to Glenn Patrick to St. Louis for cash.
Nov. 15, 1971 –	Jack Egers, Andre Dupont, Mike Murphy, and future considerations to St. Louis for Gene Carr, Jim Lorentz, and Wayne Connelly.
Nov. 16, 1971 –	Dave Balon, Wayne Connelly, and Ron Stewart to Vancouver for Gary Doak and Jim Wiste.
Jan. 13, 1972 –	Jim Lorentz to Buffalo for future considerations (1972 second-round draft pick – Larry Sacharuk.)
Feb. 20, 1972 –	Pierre Jarry to Toronto for Jim Dorey.
March 5, 1972 –	Cash and loan of Mike McMahon for the remainder of the season to Vancouver for Ron Stewart. Cash to Buffalo for Phil Goyette.

### 1972-73 SEASON

May 24, 1972 –	Steve Durban to St. Louis for future considerations following Intraleague Draft (Peter McDuffe and Curt Bennett on June 7, 1972) and to settle future considerations from teams' Nov. 15, 1971, trade.
May 25, 1972 –	Gary Doak and Rick Newell to Detroit for Joe Zanuski and 1972 first-round pick (Al Blanchard.)
June 6, 1972 –	Norm Gratton and Morris Stefaniv claimed by Atlanta, and Bryan Lefey claimed by NY Islanders in Expansion Draft. Don Blackburn claimed off Providence (AHL) roster by NY Islanders in Interleague Draft.
June 16, 1972 –	Bill Hogaboam to Atlanta for Bill Heindl.
October 1972 –	J. Bob Kelly to Rochester (AHL) for cash.
Nov. 14, 1972 –	Ron Stewart to NY Islanders for cash.

## ALL-TIME TRANSACTIONS

- Nov. 29, 1972 – Curt Bennett to Atlanta for Ron Harris.  
March 2, 1973 – Ab DeMarco Jr. to St. Louis for Mike Murphy. Future considerations (Steve Andrasick) to Pittsburgh for Sheldon Kannegiesser.  
March 4, 1973 – Cash and future considerations (Dave Hrechkosy and Gary Coalter) to California for Bert Marshall.

### 1973-74 SEASON

- June 12, 1973 – Bert Marshall claimed by NY Islanders in Intraleague Draft.  
June 14, 1973 – Gene Sobchuk claimed by Seattle (WHL), Wendell Bennett claimed by Phoenix (WHL), and Bob Craig claimed by Providence (AHL) in Reverse Draft.  
July 1973 – Bill Knibbs and cash to Rochester (AHL) for J. Bob Kelly.  
Sept. 8, 1973 – J. Bob Kelly to St. Louis for Norm Dennis and Don Borgeson.  
Oct. 28, 1973 – Glen Sather and Rene Villemure to St. Louis for Jack Egers.  
Nov. 30, 1973 – Mike Murphy, Tommy Williams, and Sheldon Kannegiesser to Los Angeles for Gilles Marotte and Real Lemieux.  
Jan. 21, 1974 – Real Lemieux to Buffalo for Paul Curtis.  
Feb. 15, 1974 – Gene Carr to Los Angeles for future considerations (1977 first-round pick – Ron Duguay)  
Feb. 28, 1974 – Claude Houde to Detroit for Brian Lavender.

### 1974-75 SEASON

- May 28, 1974 – Vic Hadfield to Pittsburgh for Nick Beverley.  
June 10, 1974 – Walt McKechnie received from California as compensation in lieu of cash for Seals' claiming of Jim Neilson in Intraleague Draft.  
June 12, 1974 – Peter McDuffe and Doug Horbul claimed by Kansas City, and Jack Egers claimed by Washington in Expansion Draft. Walt McKechnie to Boston for Derek Sanderson.  
July 29, 1974 – Andre Peloffy to Washington for cash.  
Aug. 29, 1974 – Larry Sacharuk and 1977 first-round pick (later returned) to St. Louis for Greg Polts.  
Sept. 23, 1974 – Brian Lavender to California for Hartland Monahan.  
Oct. 29, 1974 – Rod Selling claimed off waivers by Washington.  
Feb. 15, 1975 – Dunc Wilson claimed off waivers from Toronto.

### 1975-76 SEASON

- June 17, 1975 – Dale Lewis claimed from Los Angeles in Intraleague Draft. Hartland Monahan claimed by Washington in Intraleague Draft.  
June 18, 1975 – Ted Irvine, Bert Wilson, and Jerry Butler to St. Louis for John Davidson and Bill Collins.  
Sept. 9, 1975 – Curt Ridley to Atlanta for Jerry Byers.  
Sept. 20, 1975 – Bob McMillan and future considerations to St. Louis for Larry Sacharuk.  
Oct. 28, 1975 – Gilles Villemure to Chicago for Doug Jarrett.  
Oct. 30, 1975 – Derek Sanderson and settlement of future considerations from Sept. 20, 1975, trade to St. Louis for return of Rangers' 1977 first-round pick.  
Oct. 31, 1975 – Ed Giacomin claimed off waivers by Detroit.  
Nov. 7, 1975 – Brad Park, Jean Ratelle, and Joe Zanussi traded to Boston for Phil Esposito and Carol Vadnais.  
Nov. 14, 1975 – Cash to Boston for Al Simmons.  
March 24, 1976 – Signed Gilles Gratton as free agent.

### 1976-77 SEASON

- May 26, 1976 – Rick Middleton to Boston for Ken Hodge.  
May 28, 1976 – John Campbell to Los Angeles for Mark Heaslip.  
June 30, 1976 – Cash and an agreement to play two future preseason games against Whalers to New England (WHA) for Nick Fotiu, enabling Fotiu to sign first NHL contract with Rangers.  
Oct. 8, 1976 – Dunc Wilson to Pittsburgh for cash and future considerations (1978 fourth-round pick – Dave Silk.)  
Oct. 11, 1976 – Gilles Marotte claimed off waivers by St. Louis.  
Nov. 11, 1976 – Bill Fairbairn and Nick Beverley to Minnesota for Bill Goldsworthy.  
Jan. 30, 1977 – Signed Dave Tataryn to first NHL contract.  
March 15, 1977 – Signed Hardy Astrom to first NHL contract.

### 1977-78 SEASON

- Aug. 31, 1977 – Future considerations (1978 third-round pick –Dean Turner) from Los Angeles as compensation for the signing of restricted free agent Pete Stelmowski.  
Oct. 4, 1977 – Don Awrey signed as unrestricted free agent.  
Oct. 10, 1977 – Wayne Thomas claimed from Toronto in Waiver Draft.  
Oct. 12, 1977 – Lindsay Middlebrook and Bud Stefanski signed as free agents.  
Dec. 5, 1977 – Bill Goldsworthy to Indianapolis (WHA) for Frank Spring and future considerations.  
Dec. 19, 1977 – Dallas Smith signed as unrestricted free agent.  
March 20, 1978 – Ulf Nilsson and Anders Hedberg signed as free agents for 1978-79 Season.

### 1978-79 SEASON

- May 22, 1978 – Tim Bothwell signed as free agent.  
May 22, 1978 – 1978 first-round pick (Ken Linseman) and cash to Philadelphia for right to hire Fred Shero as head coach and general manager.  
July 17, 1978 – Dean Talafous and Frank Beaton signed as free agents.  
Oct. 1, 1978 – Bobby Sheehan signed as free agent.  
Oct. 9, 1978 – Pierre Plante claimed from Detroit, and Mike Korney claimed from Montreal in Waiver Draft. Dan Newman sent to Montreal in lieu of cash as compensation for claiming of Korney.  
Oct. 13, 1978 – Jeff McDill signed as free agent.

## ALL-TIME TRANSACTIONS

Nov. 13, 1978 -	Don Awrey to Colorado for cash.
Jan. 15, 1979 -	Greg Polis claimed off waivers by Washington.
March 12, 1979 -	Future considerations (1979 third-round pick, Jacques Cloutier, and 1980 third-round pick, Sean McKenna) to Buffalo for Jocelyn Guevremont.

### 1979-80 SEASON

June 9, 1979 -	Jim Farris claimed from Edmonton, and Warren Miller claimed from Hartford in Reclaim Draft.
June 13, 1979 -	Dave Farrish claimed by Quebec, Nick Fotiu claimed by Hartford, Lindsay Middlebrook claimed by Winnipeg, and Pierre Plante claimed by Quebec in Expansion Draft.
July 2, 1979 -	Hardy Astrom to Detroit for Bill Lochead.
July 25, 1979 -	Wayne Dillon to Winnipeg for future considerations.
Oct. 11, 1979 -	Mike Backman and Chris Kotsopoulos signed as free agents.
Oct. 12, 1979 -	Bud Stefanski to Winnipeg for cash and future considerations.
Nov. 2, 1979 -	Pat Hickey, Lucien DeBlois, Mike McEwen, Dean Turner, and future considerations (the Nov. 12, 1979, loan of Dennis Owchar and Larry Skinner to New Haven (AHL) in exchange for Bobby Sheehan as well as Bobby Crawford on Jan. 15, 1980) for Barry Beck.
Nov. 16, 1979 -	Bobby Crawford signed as free agent.
March 3, 1980 -	Dave Silk signed to first NHL contract.
March 11, 1980 -	Don Murdoch to Edmonton for Cam Connor and Edmonton's choice of 1980 or 1981 third-round pick (Oilers opted for 1981, and Rangers selected Peter Sundstrom.)

### 1980-81 SEASON

Aug. 7, 1980 -	Warren Miller to Hartford for cash.
Sept. 16, 1980 -	Gary Burns signed as free agent.
Nov. 11, 1980 -	Mario Marois and Jim Mayer to Vancouver for Jere Gillis and Jeff Bandura.
Nov. 18, 1980 -	Frank Beaton to Calgary for Dale Lewis.
Dec. 12, 1980 -	Gerry McDonald signed as free agent.
Jan. 15, 1981 -	Future considerations (1981 fifth-round pick - Bill Maguire) to Hartford for Nick Fotiu.
March 8, 1981 -	Peter Wallin signed as free agent.
March 10, 1981 -	Ray Markham to Edmonton for John Hughes.

### 1981-82 SEASON

June 5, 1981 -	Mark Pavelich signed as a free agent.
Sept. 8, 1981 -	Doug Soetaert to Winnipeg for future considerations (1983 third-round pick - Vesa Salo.) Mikko Leinonen signed as free agent.
Oct. 2, 1981 -	Chris Kotsopoulos, Doug Sulliman, and Gerry McDonald to Hartford for Mike Rogers and future considerations. (1982 10th-round pick - Simo Saarinen.)
Oct. 5, 1981 -	Mike McDougal claimed by Hartford in Waiver Draft.
Oct. 16, 1981 -	Future considerations (1982 fifth-round pick -- Sylvain Charland) to Toronto for Pat Hickey.
Oct. 30, 1981 -	Cash to Minnesota for Tom Youngmans.
Dec. 11, 1981 -	Lance Nethery to Edmonton for Ed Mio.
Dec. 30, 1981 -	Jere Gillis and Dean Talafous to Quebec for Robbie Ftorek and future considerations (1982 eighth-round pick - Brian Glynn.) (NOTE: Talafous refused to report to Quebec and retired. The trade was allowed to stand, pending arbitration, and on March 8, 1981, an NHL arbitrator awarded Pat Hickey to Quebec to replace Talafous.)
Jan. 29, 1982 -	Future considerations (1983 10th-round pick - Reine Karlsson) to Hartford for Rob McClanahan.

### 1982-83 SEASON

June 30, 1982 -	George McPhee signed as free agent.
July 7, 1982 -	Grant Ledyard signed as free agent.
July 21, 1982 -	Steve Richmond signed as free agent.
Aug. 24, 1982 -	Dan McCarthy to Minnesota for Shawn Dineen.
Oct. 1, 1982 -	Ed Hospodar to Hartford for Kent-Erik Andersson.
Oct. 4, 1982 -	Tim Bothwell to St. Louis in lieu of cash as compensation for Rangers' claiming of Bill Baker from St. Louis in Waiver Draft. Graeme Nicolson received from New Jersey as compensation in lieu of cash for Devils' claiming of Carol Vadnais in Waiver Draft.
Oct. 5, 1982 -	Vaclav Nedomansky signed as free agent.
Oct. 6, 1982 -	Vaclav Nedomansky claimed by St. Louis off waivers.
Jan. 4, 1983 -	Andre Dore and future considerations to St. Louis for Glen Hanlon and Vaclav Nedomansky.
Jan. 13, 1983 -	Rick Chartraw claimed off waivers from Los Angeles.

### 1983-84 SEASON

May 25, 1983 -	Ron Scott signed as free agent.
June 14, 1983 -	Ron Duguay, Eddie Johnstone, and Ed Mio to Detroit for Willie Huber, Mark Osborne, and Mike Blaisdell.
Sept. 12, 1983 -	Steve Martinson signed as free agent.
Sept. 13, 1983 -	Pierre Larouche signed as free agent.
Oct. 5, 1983 -	Dave Silk to Boston for Dave Barr.
Feb. 27, 1984 -	Scot Kleinendorst to Hartford for Blaine Stoughton.
March 5, 1984 -	Dave Barr, future considerations (1984 third-round pick - Alan Perry), and cash to St. Louis for Larry Patey and Bob Brooke. James Patrick signed to first NHL contract.

### 1984-85 SEASON

May 23, 1984 -	Rob McClanahan to Detroit for future considerations.
Sept. 5, 1984 -	Steve Weeks to Hartford for future considerations (1986 third-round pick, Shaun Clouston.)
Oct. 9, 1984 -	Andre Dore claimed from Quebec in Waiver Draft.
Dec. 6, 1984 -	Dave Maloney and Chris Renaud to Buffalo for Steve Patrick and Jim Wiemer.



# ALL-TIME TRANSACTIONS

## 1985-86 SEASON

- Sept. 3, 1985 - Tony Feltrin signed as free agent.
- Sept. 15, 1985 - Jay Caulfield signed as free agent.
- Oct. 6, 1985 - Terry Kleisinger signed as free agent.
- Oct. 7, 1985 - Mike Blaisdell claimed by Pittsburgh in Waiver Draft.
- Dec. 9, 1985 - 1986 second-round pick (Neil Wilkinson) and 1987 fourth-round pick (John Weisbrod) to Minnesota for Roland Melanson. Melanson and Grant Ledyard then traded to Los Angeles for Brian MacLellan and 1987 fourth-round pick (Mike Sullivan).
- Dec. 19, 1985 - Mike Rogers to Edmonton for Larry Melnyk and Todd Strueby.
- Dec. 23, 1985 - Steve Richmond to Detroit for Mike McEwen.
- Feb. 6, 1986 - Steve Patrick to Quebec for Wilf Paiement.
- March 11, 1986 - Mike McEwen to Hartford for Bob Crawford. Nick Fotiu to Calgary for future considerations.

## 1986-87 SEASON

- May 22, 1986 - Ken Duggan signed as free agent.
- July 24, 1986 - Doug Soetaert signed as free agent.
- July 29, 1986 - Glen Hanlon, 1987 third-round pick (Dennis Holland), and 1988 third-round pick (Guy Dupuis) to Detroit for Kelly Kisio, Lane Lambert, Jim Leavins, and 1988 fifth-round pick (later traded to Winnipeg.)
- Aug. 15, 1986 - Mike Donnelly and Mike Siltala signed as free agents.
- Aug. 18, 1986 - Mike Allison to Toronto for Walt Poddubny.
- Sept. 8, 1986 - Brian MacLellan to Minnesota for 1987 third-round pick (Simon Gagne.) Norm MacIver signed as free agent.
- Sept. 10, 1986 - Lucie DeBlois signed as free agent.
- Sept. 11, 1986 - Paul Fenton signed as free agent.
- Oct. 2, 1986 - Reijo Ruotsalainen, Ville Kentala, Clark Donatelli, and Jim Wiemer to Edmonton for Mike Golden, future considerations (Miloslav Horava), and additional compensation if Ruotsalainen played at least one game for Oilers (Stu Kulak.)
- Oct. 6, 1986 - Wilf Paiement claimed by Buffalo in Waiver Draft.
- Oct. 24, 1986 - Mark Pavelich to Minnesota for future considerations (1988 fourth-round pick, later traded back to Minnesota on Nov. 13, 1986.)
- Nov. 13, 1986 - Bob Brooke and return of Minnesota's 1988 fourth-round pick (Jeffrey Stolp) for Curt Giles, Tony McKegney, and 1988 second-round pick (Troy Mallette.)
- Dec. 18, 1986 - Kjell Samuelsson and 1989 second-round pick (Patrik Juhlin) to Philadelphia for Bob Froese.
- Jan. 1, 1987 - Mike Ridley, Kelly Miller, and Bob Crawford to Washington for Bobby Carpenter and 1989 second-round pick (Jason Prosfofsky.)
- Jan. 9, 1987 - Mark Tinordi signed as free agent.
- Jan. 20, 1987 - Brad Maxwell claimed on waivers from Vancouver.
- Jan. 21, 1987 - Chris Kontos to Pittsburgh for Ron Duguay.
- Feb. 21, 1987 - Brad Maxwell to Minnesota for future considerations (cash.)
- March 5, 1987 - Lane Lambert to Quebec for Pat Price. Mark Osborne to Toronto for Jeff Jackson, 1989 third-round pick (Rob Zamuner), and future considerations (right to negotiate with unsigned Toronto draft pick Vladimir Ruzicka to determine if Ruzicka was willing to play for Rangers.)
- March 10, 1987 - Bobby Carpenter and Tom Laidlaw to Los Angeles for Marcel Dionne, Jeff Crossman, and 1989 third-round pick (later traded to Minnesota.) Raimo Helminen to Minnesota for future considerations.

## 1987-88 SEASON

- May 29, 1987 - Tony McKegney and Rob Whistle to St. Louis for Bruce Bell, 1988 fourth-round pick (later returned), and future considerations (return of pick to St. Louis.) Signed Simon Wheeldon and Jim Latos as free agents.
- June 8, 1987 - 1988 fifth-round pick (Benoit Lebeau) and 1989 third-round pick (Denny Felsner) to Winnipeg for Brian Mullen and 1987 10th-round pick (Brett Barnett.)
- June 18, 1987 - 1988 first-round pick (Daniel Dore) and cash to Quebec for coaching rights to Michel Bergeron.
- July 21, 1987 - Cash to Philadelphia for Jeff Brubaker.
- Aug. 10, 1987 - Signed Peter Laviolette as free agent.
- Aug. 27, 1987 - Peter Sundstrom to Washington for 1988 fifth-round pick (Martin Bergeron.)
- Sept. 8, 1987 - Pat Price to Minnesota for Willi Plett.
- Sept. 11, 1987 - Signed Dave Pichette as free agent.
- Sept. 30, 1987 - Jeff Jackson and Terry Carkner to Quebec for John Ogrodnick and David Shaw.
- Oct. 5, 1987 - Willi Plett claimed by Boston in Waiver Draft.
- Oct. 6, 1987 - Jeff Caulfield and Dave Gagner to Minnesota for Paul Boutilier.
- Oct. 23, 1987 - Future considerations (1988 fourth-round pick - Jaan Luik) to St. Louis for Jim Pavese.
- Nov. 4, 1987 - Willie Huber and Larry Melnyk to Vancouver for Michel Petit.
- Nov. 7, 1987 - Jim Leavins to Calgary for Don Mercier.
- Nov. 20, 1987 - Curt Giles to Minnesota for Byron Lomow and future considerations.
- Dec. 16, 1987 - Paul Boutilier to Winnipeg for future considerations (1989 fifth-round pick - Aaron Miller.)
- Dec. 31, 1987 - Mike Donnelly and 1988 fifth-round pick (Alexander Mogilny) for Paul Cyr and 1988 10th-round pick (Eric Fenton.)
- Jan. 21, 1988 - Mike Siltala and Gord Walker to Los Angeles for Joe Paterson.
- Jan. 27, 1988 - Montreal's option to exchange 1989 first-round picks (Canadiens exercised option and selected Lindsay Vallis, while Rangers selected Steven Rice) for Chris Nilan.
- Feb. 1, 1988 - Todd Elik signed as free agent.
- Feb. 22, 1988 - Ron Duguay to Los Angeles for Mark Hardy.
- Feb. 23, 1988 - Brian Leetch signed to first NHL contract.
- Feb. 28, 1988 - Mike Richter signed to first NHL contract.
- March 8, 1988 - Jim Pavese to Detroit for future considerations (1990 fifth-round pick that was later returned to Detroit.)

## 1988-89 SEASON

- June 13, 1988 - Mark Hardy to Minnesota for future considerations (1989 third-round pick - Louie DeBrusk.)
- July 14, 1988 - Doug Wickenheiser signed as free agent.
- Sept. 26, 1988 - Signed Guy Lafleur as free agent.

## ALL-TIME TRANSACTIONS

Aug. 1, 1988 – Lafreniere.	Walt Poddubny, Jari Gronstrand, Bruce Bell, and 1989 fourth-round pick (Eric Dubois) to Quebec for Normand Rochefort and Jason
Aug. 22, 1988 – Sept. 28, 1988 – Oct. 3, 1988 – Oct. 11, 1988 –	Tony Granato signed to first NHL contract. Chris Jensen to Philadelphia for Michael Boyce. Claimed Craig Redmond from Edmonton in Waiver Draft. Mark Tinordi, Paul Jerrard, Mike Sullivan, Bret Barnett, and 1989 third-round pick (Murray Garbutt) to Minnesota for Brian Lawton, Igor Liba, and Rick Bennett.
Oct. 27, 1988 – Nov. 1, 1988 – Dec. 9, 1988 – Dec. 12, 1988 – Dec. 26, 1988 – Feb. 3, 1989 – Feb. 18, 1989 – March 7, 1989 –	Jeff Crossman to Edmonton for Ron Shudra. Ken Hammond claimed off waivers from Edmonton. Craig Redmond claimed off waivers by Edmonton. Larry Bernard and 1989 fifth-round pick (Rhys Hollyman) to Minnesota for Mark Hardy. Igor Liba, Michael Boyce, Todd Elik, and future considerations to Los Angeles for Dean Kennedy and Denis Larocque. Don Maloney, Norm MacIver, and Brian Lawton to Hartford for Carey Wilson and 1990 fifth-round pick (Lubos Rob). Dean Kennedy to Los Angeles for 1990 fourth-round pick (later traded to Minnesota). Ken Hammond to Toronto for Chris McRae. 1990 fifth-round pick (Richard Smeulik) to Buffalo for Lindy Ruff.

### 1989-90 SEASON

Sept. 1, 1989 – Sept. 7, 1989 – Oct. 5, 1989 – Nov. 1, 1989 – Jan. 18, 1990 – Jan. 20, 1990 – March 6, 1990 – April 2, 1990 –	Barry Beck to Los Angeles for cash and 1990 fourth-round pick (Jeff Nielsen.) Beck, who had been in retirement, was required to play a minimum of 40 games in 1989-90 for Kings to receive the pick, and he played 52 games. Chris McRae and future considerations (1990 fifth-round pick – Tony Burns) to Detroit for Kris King. Michel Petit to Quebec for Randy Moller. Jay More to Minnesota for Dave Archibald. Future considerations (Denis Larocque) to Edmonton for Todd Charlesworth. Tony Granato and Tomas Sandstrom to Los Angeles for Bernie Nicholls. Ulf Dahlen, Los Angeles' 1990 fourth-round pick (Cal McGowan), and future considerations (1991 fourth-round pick, later traded to Los Angeles) to Minnesota for Mike Gartner. Tony Amonte signed to first NHL contract.
---	--

### 1990-91 SEASON

June 16, 1990 – July 9, 1990 – July 10, 1990 – Jan. 17, 1991 – Jan. 22, 1991 – March 5, 1991 – April 2, 1991 –	1990 fifth-round pick (Sergei Zubov) obtained from Quebec as compensation for the Nordiques' signing of restricted free agent Guy Lafleur. Chris Nilan to Boston from Greg Johnston and future considerations (1991 sixth-round pick – Barry Young.) Johnston to Toronto for Mark LaForest and Tie Dombi. Carey Wilson and future considerations (1991 third-round pick – Michael Nylander) to Hartford for Jody Hull. Cash and future considerations to Buffalo for Ray Sheppard. Simon Wheeldon to Winnipeg for Bryan McReynolds. Aaron Miller and 1991 fifth-round pick to Quebec for Joe Cirella. Rudy Poeschek to Winnipeg for Guy Larose. Kevin Miller, Jim Cummins, and Dennis Vial to Detroit for Joe Kocur and Per Djoos. Doug Weight signed to first NHL contract.
--	---

### 1991-92 SEASON

May 25, 1991 – May 30, 1991 – Aug. 5, 1991 – Aug. 8, 1991 – Sept. 3, 1991 – Sept. 9, 1991 – Sept. 25, 1991 – Oct. 4, 1991 – Oct. 4, 1991 – trade.) Nov. 12, 1991 – Dec. 23, 1991 – Dec. 26, 1991 – Stevens. March 9, 1992 – March 10, 1992 –	Miloslav Horava to Quebec for Stephane Guerdal. Brian Mullen to San Jose for Tim Kerr. Kelly Kisio claimed by San Jose in Expansion Draft. Future considerations to Philadelphia for Shaun Sabol. Future considerations to Philadelphia for Don Biggs. Adam Graves signed as free agent. Troy Mallette sent to Edmonton as compensation for the signing of restricted free agent Adam Graves. Future considerations to Chicago for Greg Millen. Bernie Nicholls, Steven Rice, and Louie DeBrusk to Edmonton for Mark Messier and future considerations (completed by Nov. 12, 1991, trade). David Shaw to Edmonton for Jeff Beukeboom. Corey Millen to Los Angeles for Randy Gilhen. Greg Millen to Detroit for 1992 conditional draft pick (eighth-round pick, later traded to Edmonton.) Guy Larose to Toronto for Mike Stevens. Randy Moller to Buffalo for Jay Wells. Mark Janssens to Minnesota for Mario Thyer and 1993 third-round pick (Maxim Galanov).
--	---

### 1992-93 SEASON

June 18, 1992 – June 20, 1992 – July 8, 1992 – July 20, 1992 – July 23, 1992 –	Mark LaForest claimed by Ottawa, and Jeff Bloemberg claimed by Tampa Bay in Expansion Draft. 1992 fourth-round pick (Ralph Intranuovo) and 1992 eighth-round pick (Colin Schmid) to Edmonton for 1992 fourth-round pick (Chris Ferraro). 1992 11th-round pick (Petter Ronnqvist) to Ottawa for future considerations (deal completed with May 7, 1993, trade). Tim Kerr to Hartford for conditional draft pick (1993 seventh-round pick – Sergei Kondrashkin.) Jean-Yves Roy signed as free agent. Rangers awarded Tampa Bay's 1993 third-round pick (later traded back to Lightning) as compensation for Tampa Bay's signing of restricted free agent Rob Zamuner.
July 28, 1992 – Aug. 26, 1992 – Aug. 31, 1992 – Sept. 4, 1992 – Sept. 15, 1992 – Oct. 5, 1992 – Nov. 6, 1992 – Dec. 11, 1992 –	Jody Hull to Ottawa for future considerations. Dave Marciniyshyn signed as free agent. Phil Bourque signed as free agent. Craig Duncanson and Brad Tiley signed as free agents. Sergei Zubov signed to first NHL contract. Alexei Kovalev signed to first NHL contract. Dave Archibald to Ottawa for 1993 fifth-round pick (later traded to Los Angeles). Roman Oksiuta and 1993 third-round pick (Alexander Kerch) to Edmonton for Kevin Lowe.

## ALL-TIME TRANSACTIONS

Dec. 28, 1992 –	Tie Domi and Kris King to Winnipeg for Ed Olczyk.
March 17, 1993 –	Doug Weight to Edmonton for Esa Tikkanen.
March 22, 1993 –	Randy Gilhen to Tampa Bay for Mike Hartman. Mark Hardy and Ottawa's 1993 fifth-round pick (Frederick Beaubien) to Los Angeles for
John McIntyre.	

### 1993-94 SEASON

May 7, 1993 –	Robert Burakovsky to Ottawa for future considerations (1993 11th-round pick -- Pavel Komarov.) Deal completed trade of June 20, 1992.
June 20, 1993 –	John Vanbiesbrouck to Vancouver for future considerations following the Expansion Draft (Doug Lidster sent to Rangers on June 25, 1993.)
June 24, 1993 –	Joe Cirella claimed by Florida, and Steven King claimed by Anaheim in Expansion Draft.
June 25, 1993 –	Return of Tampa Bay's 1993 third-round pick (Allan Egeland) for Glenn Healy.
July 29, 1993 –	Greg Gilbert signed as free agent.
Aug. 16, 1993 –	Darren Langdon signed as free agent.
Aug. 17, 1993 –	Shawn McCosh signed as free agent.
Sept. 9, 1993 –	Mike Hurlbut to Quebec for Alexander Karpovtsev.
Oct. 3, 1993 –	Mike Hudson claimed from Edmonton in Waiver Draft. John McIntyre claimed by Vancouver, and Paul Broten claimed by Dallas in
Waiver Draft.	
Oct. 12, 1993 –	Jim Hiller claimed off waivers from Detroit.
Nov. 2, 1993 –	James Patrick and Darren Turcotte to Hartford for Steve Larmer, Nick Kypreos, Barry Richter, and 1994 sixth-round pick (Yuri Litvinov.)
Jan. 28, 1994 –	1994 11th-round pick (Jamie Butt) to Los Angeles for Brad Tiley.
March 21, 1994 –	Tony Amonte and Matt Oates to Chicago for Stephane Matteau and Brian Noonan. Mike Gartner to Toronto for Glenn Anderson, Scott
Malone, and 1994 fourth-round pick (Alexander Korobolin.) Todd Marchant to Edmonton for Craig MacTavish. Peter Andersson to Florida for 1994 ninth-	
round pick (Vitali Yermeyev.) Phil Bourque to Ottawa for future considerations.	

### 1994-95 SEASON

July 24, 1994 –	Esa Tikkanen, Doug Lidster, and Mike Keenan's coaching rights to St. Louis for Petr Nedved.
Aug. 19, 1994 –	Daniel Lacroix to Boston for Glen Featherstone.
Sept. 6, 1994 –	Mark Osborne signed as free agent.
Sept. 9, 1994 –	Ken Gernander signed as free agent.
Jan. 18, 1995 –	Mike Hudson claimed by Pittsburgh, and Greg Gilbert claimed by St. Louis in Waiver Draft.
March 23, 1995 –	Glen Featherstone, Michael Stewart, 1995 first-round pick (Jean-Sebastien Giguere), and 1996 fourth-round pick (Steve Wasylko) to
Hartford for Pat Verbeek. Daniel Lacroix claimed off waivers from Boston.	
April 7, 1995 –	Ed Olczyk to Winnipeg for 1995 fifth-round pick (Alexei Vasiliev.) Corey Hirsch to Vancouver for Nathan LaFayette. Troy Loney claimed
off waivers from NY Islanders.	

### 1995-96 SEASON

July 19, 1995 –	Signed Ray Ferraro as free agent.
July 31, 1995 –	Jay Wells to St. Louis for Doug Lidster.
Aug. 2, 1995 –	Wayne Presley signed as free agent.
Aug. 3, 1995 –	Ryan Vandenbussche signed as free agent.
Aug. 24, 1995 –	Bruce Driver signed as free agent.
Aug. 31, 1995 –	Petr Nedved and Sergei Zubov to Pittsburgh for Luc Robitaille and Ulf Samuelsson.
Oct. 6, 1995 –	Jean-Yves Roy to Ottawa for Steve Larouche.
Dec. 28, 1995 –	Stephane Matteau to St. Louis for Ian Laperriere.
Jan. 14, 1996 –	Steve Larouche to Los Angeles for Chris Snell.
Feb. 29, 1996 –	Nick Kypreos and Wayne Presley to Toronto for Sergio Momesso and Bill Berg.
March 14, 1996 –	Ray Ferraro, Ian Laperriere, Mattias Norstrom, Nathan LaFayette, and 1997 fourth-round pick (Sean Blanchard) to Los Angeles
	for Marty McSorley, Jari Kurri, and Shane Churla.
March 20, 1996 –	Joe Kocur to Vancouver for Kay Whitmore.

### 1996-97 SEASON

July 9, 1996 –	Eric Boulton signed as free agent.
July 21, 1996 –	Wayne Gretzky signed as free agent.
Aug. 6, 1996 –	Peter Fiorentino signed as free agent.
Aug. 20, 1996 –	Marty McSorley to San Jose for Jay More, Brian Swanson, and future considerations (1997 fourth-round pick, later traded back to San
Jose.)	
Sept. 6, 1996 –	Pat Flatley signed as free agent.
Nov. 13, 1996 –	Sergio Momesso to St. Louis for Brian Noonan.
Feb. 6, 1997 –	Jay More to Phoenix for Mike Eastwood and Dallas Eakins.
Feb. 22, 1997 –	David Oliver claimed off waivers from Edmonton.
March 8, 1997 –	Brian Noonan and Sergei Nemchinov to Vancouver for Russ Courtnall and Esa Tikkanen.

### 1997-98 SEASON

June 21, 1997 –	1997 fourth-round pick (Adam Colagiaco) to San Jose for 1997 fourth-round pick Tomi Kallarsson and 1997 sixth-round pick (Mike York.) Mike Peluso awarded to Rangers by arbitrator as compensation for St. Louis hiring Rangers executive Larry Pleau to be Blues' GM.)
July 7, 1997 –	Brian Skrudland and Mike Keane signed as free agents.
July 16, 1997 –	Jeff Finley signed as free agent.
Aug. 8, 1997 –	1998 fourth-round pick (Tommy Westlund) to Carolina for Jason Muzzatti.
Aug. 19, 1997 –	Dale Purinton signed as free agent.
Aug. 27, 1997 –	Pierre Sevigny signed as free agent.

## ALL-TIME TRANSACTIONS

Aug. 28, 1997 -	Luc Robitaille to Los Angeles for Kevin Stevens.
Sept. 2, 1997 -	P.J. Stock signed as free agent.
Sept. 11, 1997 -	Tim Sweeney signed as free agent.
Sept. 28, 1997 -	Mike Peluso claimed by Calgary in Waiver Draft.
Sept. 29, 1997 -	1998 second-round pick (Andrew Peters) and future considerations (2000 conditional fifth-round pick - conditions not met) to Buffalo for Pat LaFontaine. Geoff Smith signed as free agent.
Oct. 1, 1997 -	Peter Ferraro and Chris Ferraro claimed off waivers by Pittsburgh.
Nov. 14, 1997 -	Future considerations to Los Angeles for Brad Smith.
Jan. 14, 1998 -	Peter Ferraro claimed off waivers from Pittsburgh.
March 24, 1998 -	Mike Keane, Brian Skrudland, and 1998 or 1999 conditional sixth-round pick -- 1998 conditions met (Pavel Patera) -- to Dallas for Todd Harvey, Bob Errey, and 1998 fourth-round pick (Boyd Kane). Mike Eastwood to St. Louis for Harry York. Jason Muzzatti to San Jose for Rich Brennan. Ryan VandenBussche to Chicago for Ryan Risidore.

### 1988-99 SEASON

June 1, 1998 -	Colin Pepperal to Chicago for future considerations (conditional 199 draft pick, ninth-round pick - Peter Henning.)
June 30, 1998 -	Sylvain Blouin and 1999 sixth-round pick (later traded to Phoenix) to Montreal for Peter Popovic.
July 2, 1998 -	Scott Fraser signed as free agent.
July 9, 1998 -	John MacLean signed as free agent.
July 16, 1998 -	Jean-Francois Labbe signed as free agent.
July 20, 1998 -	Derek Armstrong signed as free agent.
Aug. 13, 1998 -	Brent Fedyk signed as free agent.
Oct. 1, 1998 -	2000 third-round pick (later returned to Rangers) to Detroit for Mike Knuble.
Oct. 9, 1998 -	Esa Tikkanen signed as free agent.
Oct. 14, 1998 -	Alexander Karpovtsev and 1999 fourth-round pick (Mirko Mirovic) to Toronto for Mathieu Schneider.
Nov. 25, 1998 -	Alexei Kovalev and Harry York to Pittsburgh for Petr Nedved, Sean Pronger, and Chris Tamer.
Nov. 27, 1998 -	Bill Berg and 1999 second-round pick (later traded to Anaheim) to Ottawa for Stan Neckar.
Dec. 18, 1998 -	Rumun Ndur claimed off waivers from Buffalo.
Dec. 22, 1998 -	Eric Cairns claimed off waivers by NY Islanders.
Feb. 12, 1999 -	Sean Pronger to Los Angeles for Eric Lacroix.
Feb. 13, 1999 -	Jeff Finley and Geoff Smith to St. Louis for future considerations (Chris Kenady on Feb. 22, 1999.)
March 4, 1999 -	Mike Maneluk claimed off waivers from Chicago.
March 23, 1999 -	Ulf Samuelsson and future considerations to Detroit for 1999 second-round pick (David Inman) and return of Rangers' 2000 third-round pick (later traded to Tampa Bay). Stan Neckar to Phoenix for Jason Doig and 1999 sixth-round pick (Jay Dardis). Vladimir Vorobiev to Edmonton for Kevin Brown.

### 1999-00 SEASON

May 3, 1999 -	Future considerations to Nashville for Brad Smyth.
June 26, 1999 -	Dan Cloutier, Niklas Sundstrom, 2000 first-round pick (Nikita Alexeev), and 2000 third-round pick (later traded to San Jose) to Tampa Bay for Chicago's 1999 first-round pick (Pavel Brendl). Marc Savard and 1999 first-round pick (Oleg Saprykin) to Calgary for Jan Hlavac, 1999 first-round pick (Jamie Lundmark), and Philadelphia's 1999 third-round pick (Patrick Aufero).
July 6, 1999 -	Stephane Quintal and Valeri Kamensky signed as free agents.
July 8, 1999 -	Theo Fleury signed as free agent.
July 13, 1999 -	Kirk McLean signed as free agent.
July 15, 1999 -	Tim Taylor signed as free agent.
July 19, 1999 -	Sylvain Lefebvre signed as free agent.
July 22, 1999 -	Milan Hnlicka signed as free agent.
July 28, 1999 -	Terry Virtue signed as free agent.
Aug. 9, 1999 -	John Namestnikov signed as free agent.
Sept. 27, 1999 -	John Namestnikov claimed by Vancouver in Waiver Draft.
Sept. 30, 1999 -	Peter Popovic to Pittsburgh for Kevin Hatcher. John Namestnikov claimed off waivers from Vancouver.
Oct. 3, 1999 -	Future considerations (cash) to Tampa Bay for Alexandre Daigle. Drew Bannister signed as free agent.
Dec. 1, 1999 -	Rich Pilon claimed off waivers from NY Islanders.
Dec. 11, 1999 -	Rumun Ndur claimed off waivers by Atlanta.
Dec. 30, 1999 -	Todd Harvey and 2001 fourth-round pick (Dimitri Patzold) to San Jose for Radek Dvorak.
Feb. 2, 2000 -	John Namestnikov to Nashville for Jason Dawe.
March 10, 2000 -	Mike Knuble to Boston for Rob DiMaio.

### 2000-01 SEASON

June 24, 2000 -	2000 second-round pick (Tomas Kopecky) to Detroit for 2000 second-round pick (Filip Novak) and 2000 third-round pick (Dominic Moore.)
June 25, 2000 -	2000 fourth-round pick Jon DiSalvatore to San Jose for 2000 fourth-round pick (Premysl Duben) and 2000 compensatory fifth-round pick (Brandon Snee.)
July 10, 2000 -	Vladimir Malakhov signed as free agent.
July 13, 2000 -	Mark Messier signed as free agent.
July 27, 2000 -	Jeff Ulmer signed as free agent.
Aug. 4, 2000 -	Darren Langdon and Rob DiMaio to Carolina for Sandy McCarthy and 2001 conditional pick (fourth-round pick - Bryce Lampman.)
Sept. 25, 2000 -	Alexei Vasiliev to Nashville for future considerations (2001 conditional pick - conditions not met.)
Sept. 29, 2000 -	Andreas Johansson claimed from Calgary in Waiver Draft.
Oct. 5, 2000 -	Future considerations (placement of Stephane Quintal on waivers) to Chicago for Michal Grosek and Brad Brown. Stephane Quintal claimed off waivers by Chicago.
Nov. 9, 2000 -	Jean-Francois Labbe to Columbus for Bert Robertsson.
Dec. 28, 2000 -	2001 fifth-round pick (Frantisek Skladany) to Colorado for Alexei Gusarov.
Jan. 12, 2001 -	Johan Wittehall claimed off waivers by Montreal.

## ALL-TIME TRANSACTIONS

- Jan. 13, 2001 – Jeff Toms claimed off waivers from NY Islanders.
- Feb. 5, 2001 – John MacLean to Dallas for future considerations.
- March 1, 2001 – Eric Lacroix to Ottawa for Colin Forbes.
- March 5, 2001 – Alexei Gusarov to St. Louis for Peter Smrek.
- March 7, 2001 – Bert Robertsson to Nashville for Ryan Tobler. Guy Hebert claimed off waivers from Anaheim.

### 2001-02 SEASON

- June 11, 2001 – Barrett Heisten signed as free agent.
- June 13, 2001 – Layne Ulmer signed as free agent.
- June 23, 2001 – 2001 third-round pick (Chris Heid) to Minnesota for Carolina's 2001 third-round pick (Garth Murray) and 2001 fifth-round pick (Shawn Collymore.) Burke Henry to Calgary for Chris St. Croix.
- June 24, 2001 – Adam Graves and future considerations to San Jose for Mikael Samuelsson and Chris Gosselin. Jeff Dessner to Atlanta for 2001 eighth-round pick (Leonid Zvachkin.) 2002 seventh-round pick (Pierre Johnsson) to Calgary for Detroit's 2001 seventh-round pick (Pontus Petterstrom.)
- June 29, 2001 – Jason Doig and Jeff Ulmer to Ottawa for Sean Gagnon.
- June 30, 2001 – Tim Taylor to Tampa Bay for Kyle Freadrich and Nils Ekman. Rich Pilon to San Jose for 2002 conditional pick (seventh-round pick – Joey Crabb.)
- July 1, 2001 – Dave Karpis and Igor Ulanov signed as free agents.
- July 17, 2001 – Zdeno Ciger signed as free agent.
- Aug. 7, 2001 – Darren Van Impe claimed off waivers from Boston.
- Aug. 20, 2001 – Pavel Brendl, Jan Hlavac, Kim Johnsson, and 2003 third-round pick (Stefan Ruzicka) to Philadelphia for Eric Lindros and future considerations (conditional first-round pick, conditions not met.)
- Aug. 23, 2001 – P.J. Stock signed as free agent.
- Aug. 28, 2001 – Steve McKenna signed as free agent.
- Sept. 28, 2001 – P.J. Stock claimed by Boston in Waiver Draft.
- Oct. 1, 2001 – Benoit Dusbablon signed as free agent.
- Oct. 3, 2001 – Rico Fata claimed off waivers from Calgary.
- Oct. 4, 2001 – Bryan Berard signed as free agent.
- Dec. 12, 2001 – Zdeno Ciger to Tampa Bay for Matthew Barnaby.
- Dec. 18, 2001 – Darren Van Impe claimed off waivers by Florida.
- Jan. 16, 2002 – Trent Whitfield claimed off waivers from Washington.
- Feb. 1, 2002 – Trent Whitfield claimed off waivers by Washington.
- March 12, 2002 – Manny Malhotra and Barrett Heisten to Dallas for Martin Rucinsky and Roman Lyashenko.
- March 16, 2002 – Jeff Toms claimed off waivers by Pittsburgh.
- March 18, 2002 – Igor Ulanov, Filip Novak, 2002 first-round pick (later traded), 2002 second-round pick (Rob Globke), and 2003 fourth-round pick (later traded) to Florida for Pavel Bure and 2002 second-round pick (Lee Falardeau.)
- March 19, 2002 – Mike York and 2002 fourth-round pick (Ivan Koltsov) to Edmonton for Tom Poti and Rem Murray. Peter Smrek to Nashville for Richard Lintner.

### 2002-03 SEASON

- June 22, 2002 – 2002 third-round pick (Arttu Luutinen) to Ottawa for 2002 third-round pick (Marcus Jonassen) and 2002 fourth-round pick (Nate Guenin.)
- June 23, 2002 – 2003 sixth-round pick (later returned) and future considerations (negotiation rights to pending unrestricted free agent Theo Fleury or return of pick – pick was returned) to San Jose for 2002 sixth-round pick (Kim Hirschkovits.) Future considerations (2003 ninth-round pick – later traded) to Pittsburgh for Krzysztof Oliwa.
- June 30, 2002 – Rights to pending unrestricted free agent Mike Richter to Edmonton for future considerations (2003 fourth-round pick – Corey Potter.)
- July 1, 2002 – Bobby Holik signed as free agent.
- July 2, 2002 – Darius Kasparaitis signed as free agent.
- July 4, 2002 – Mike Richter signed as free agent.
- July 8, 2002 – Ted Donato signed as free agent.
- July 11, 2002 – Craig Weller signed as free agent.
- July 16, 2002 – Derek Armstrong to Los Angeles for 2003 sixth-round pick (Chris Holt.)
- Aug. 7, 2002 – Joel Bouchard signed as free agent.
- Oct. 1, 2002 – Dixon Ward signed as free agent.
- Oct. 4, 2002 – Ronald Petrovicky claimed from Calgary in Waiver Draft.
- Oct. 10, 2002 – Boyd Kane to Tampa Bay for Gordie Dwyer.
- Dec. 12, 2002 – Rem Murray, Tomas Kloucek, and Marek Zidlicky to Nashville for Mike Dunham. Future considerations (conditional 2004 draft pick – conditions not met) to Edmonton for Josh Green.
- Dec. 16, 2002 – Billy Tibbetts signed as free agent.
- Dec. 17, 2002 – Cory Cross signed as free agent.
- Jan. 6, 2003 – Krzysztof Oliwa to Boston for 2004 ninth-round pick (later traded.)
- Jan. 8, 2003 – 2004 fourth-round pick (later traded) to Chicago for Boris Mironov.
- Jan. 15, 2003 – Josh Green claimed off waivers by Washington.
- Jan. 17, 2003 – Boston's 2004 ninth-round pick (later traded) returned to Boston for Jay Henderson.
- Jan. 22, 2003 – Mike Mottau to Calgary for conditional draft choice in 2003 or 2004. Rangers' chose 2003 option of a sixth-round pick (Ivan Dornic.)
- Feb. 10, 2003 – Rico Fata, Mikael Samuelsson, Joel Bouchard, and Richard Lintner to Pittsburgh for Alexei Kovalev, Dan LaCouture, Janne Laukkanen, and Mike Wilson.
- Feb. 21, 2003 – Gordie Dwyer claimed off waivers by Montreal.
- March 11, 2003 – Radek Dvorak and Cory Cross to Edmonton for Anson Carter and Ales Pisa. Johan Holmqvist to Minnesota for Lawrence Nycholat. Janne Laukkanen claimed off waivers by Tampa Bay.

### 2003-04 SEASON

- May 22, 2003 – Jed Ortmeyer signed as free agent.
- June 21, 2003 – 2003 second-round pick (Josh Hennessy) to San Jose for Boston's 2003 second-round pick (Ivan Baranka) and San Jose's 2003 third-

## ALL-TIME TRANSACTIONS

round pick (Kenny Roche.)

- June 30, 2003 - Rights to pending unrestricted free agent Brian Leetch to Edmonton for Jussi Markkanen and 2004 fourth-round pick (later traded.)  
Rights to pending unrestricted free agent Mark Messier to San Jose for 2004 fourth-round pick (Ryan Callahan.)  
July 14, 2003 - Greg de Vries signed as free agent.  
July 25, 2003 - Chris Simon signed as free agent.  
July 28, 2003 - Paul Healey signed as free agent.  
July 30, 2003 - Brian Leetch signed as free agent.  
Aug. 12, 2003 - Nils Ekman to San Jose for Chad Wiseman.  
Aug. 28, 2003 - Martin Rucinsky and Jan Hlavac signed as free agents.  
Sept. 5, 2003 - Mark Messier signed as free agent.  
Sept. 30, 2003 - Shawn Heins claimed off waivers from Atlanta, and Jeff Heerema claimed off waivers from Carolina.  
Oct. 3, 2003 - Sheldon Keefe claimed from Tampa Bay, Mike Siklenka claimed from Philadelphia, and Joel Bouchard claimed from Buffalo in Waiver Draft. Shawn Heins and Ronald Petrovicky claimed by Atlanta, and Jeff Heerema claimed by St. Louis in Waiver Draft.  
Oct. 22, 2003 - Pascal Rheaume signed NHL contract after having already signed AHL contract to begin season in Hartford.  
Oct. 24, 2003 - Sheldon Keefe claimed off waivers by Tampa Bay.  
Nov. 5, 2003 - Mike Siklenka claimed off waivers by Philadelphia.  
Dec. 11, 2003 - Jason MacDonald signed NHL contract after having already signed AHL contract to begin season in Hartford.  
Jan. 10, 2004 - Jeff Heerema claimed off waivers from St. Louis.  
Jan. 23, 2004 - Anson Carter to Washington for Jaromir Jagr. 2004 eighth-round pick (Matt Greer) to Columbus for Jamie Pushor.  
Jan. 29, 2004 - Pascal Rheaume claimed off waivers by St. Louis.  
March 2, 2004 - Alexei Kovalev to Montreal for Jozef Balej and 2004 second-round pick (Bruce Graham.)  
March 3, 2004 - Brian Leetch and conditional draft pick (Edmonton's 2004 fourth-round pick - Roman Kukumberg) to Toronto for Maxim Kondratiev, Jarkko Immonen, 2004 first-round pick (later traded), and 2005 second-round pick (Mike Sauer.) Petr Nedved and Jussi Markkanen to Edmonton for Dwight Helminen, Steve Valiquette, and 2004 second-round pick (Dane Byers)  
March 6, 2004 - Chris Simon and 2004 seventh-round pick (Matt Schneider) to Calgary for Blair Betts, Greg Moore, and Jamie McLennan. Josh Green claimed off waivers from Calgary.  
March 8, 2004 - Vladimir Malakhov to Philadelphia for Rick Kozak and 2005 second-round pick (later traded.) Matthew Barnaby and 2004 third-round pick (Denis Parshin) to Colorado for David Liffiton, Chris McAllister, and Florida's 2004 second-round pick (later traded.)  
March 9, 2004 - Greg de Vries to Ottawa for Karel Rachunek and Alexandre Giroux. Martin Rucinsky to Vancouver for Martin Grenier and R.J. Umberger. Paul Healey to Florida for Jeff Paul. Mike Green claimed off waivers from Florida. Sandy McCarthy claimed off waivers from Boston.  
March 23, 2004 - Thomas Pock signed as free agent.

### 2004-05 SEASON

- June 26, 2004 - Toronto's 2004 first-round pick and Rangers' compensatory 2004 second-round pick to Calgary for 2004 first-round pick (Lauri Korpikoski) and 2004 eighth-round pick (Jonathan Palement.) Florida's 2004 second-round pick returned to Florida for Dallas' 2004 compensatory second-round pick (later traded) and 2004 third-round pick (Zdenek Baska.) Dallas' 2004 compensatory second-round pick to Phoenix for 2004 second-round pick (Brandon Dubinsky) and 2004 third-round pick (Billy Ryan.)  
July 7, 2004 - Ryan Hollweg signed as free agent.  
July 20, 2004 - Jason Strudwick signed as free agent.  
Aug. 10, 2004 - Michael Nylander signed as free agent.  
Aug. 26, 2004 - Kevin Weekes signed as free agent.

### 2005-06 SEASON

- July 29, 2005 - Henrik Lundqvist signed to first NHL contract.  
July 30, 2005 - 2005 first-round pick (Alex Bourret) and Philadelphia's 2005 second-round pick (Ondrej Pavelec) to Atlanta for San Jose's 2005 first-round pick (Marc Staal.) 2005 second-round pick (Guillaume Latendresse) to Montreal for 2005 second-round pick (Marc-Andre Cliche) and 2005 third-round pick (Brodie Dupont.)  
Aug. 2, 2005 - Martin Straka and Marek Malik signed as free agents.  
Aug. 3, 2005 - Martin Rucinsky signed as free agent.  
Aug. 4, 2005 - Ville Nieminen and Jason Ward signed as free agents.  
Aug. 23, 2005 - Trevor Gillies and 2007 conditional draft pick (fourth-round pick -later traded) to Anaheim for Steve Rucchin.  
Sept. 6, 2005 - Michal Rozsival signed as free agent.  
Sept. 21, 2005 - Marc Staal signed to first NHL contract.  
Sept. 30, 2005 - Garth Murray to Montreal for Marcel Hossa.  
Oct. 7, 2005 - Jozef Balej and conditional 2006 fifth-round draft pick (conditions not met) to Vancouver for Fedor Fedorov.  
Oct. 18, 2005 - Jamie Lundmark to Phoenix for Jeff Taffe.  
Nov. 29, 2005 - Colton Orr claimed off waivers from Boston.  
Jan. 8, 2006 - Maxim Kondratiev to Anaheim for Petr Sykora and 2007 conditional fourth-round draft pick (return of pick obtained in Aug. 23, 2005, trade -later traded.)  
Jan. 24, 2006 - Jeff Taffe to Phoenix for Martin Sonnenberg.  
March 8, 2006 - Ville Nieminen to San Jose for 2006 third-round pick (later traded.)  
March 9, 2006 - San Jose's 2006 third-round pick to Anaheim for Sandis Ozolinsh.  
April 20, 2006 - Brandon Dubinsky signed to first NHL contract.

### 2006-07 SEASON

- May 11, 2006 - Ryan Callahan signed to first NHL contract.  
June 14, 2006 - Mike Green to Dallas for 2008 conditional fifth-round pick (conditions not met.)  
June 24, 2006 - 2006 fourth-round pick (Niclas Andersen) and 2006 fifth-round pick (Martin Nolet) to Los Angeles for 2006 fourth-round pick (David Kveton.) 2007 fourth-round pick (Brett Bruneteau) to Washington for Vancouver's 2006 fifth-round pick Tomas Zaborsky.)  
July 1, 2006 - Matt Cullen signed as free agent. Dan Girardi signed to first NHL contract.  
July 3, 2006 - Aaron Ward signed as free agent.  
July 9, 2006 - Brendan Shanahan signed as free agent.  
July 19, 2006 - Dominic Moore to Nashville for Adam Hall.

## ALL-TIME TRANSACTIONS

- Nov. 21, 2006 – Jakub Petruzalek and 2008 conditional fifth-round draft pick (conditions not met) to Carolina for Brad Isbister.  
Jan. 12, 2007 – Jason Krog claimed off waivers from Atlanta.  
Feb. 5, 2007 – Jason Ward, Marc-Andre Cliche, Jan Marek, and future considerations (2008 third-round pick -- later traded) to Los Angeles for Sean Avery, John Seymour, and future considerations.  
Feb. 9, 2007 – Adam Hall to Minnesota for Pascal Dupuis.  
Feb. 27, 2007 – Aaron Ward to Boston for Paul Mara, Pascal Dupuis and 2007 third-round pick (later traded) to Atlanta for Alex Bourret. Jason Krog claimed off waivers by Atlanta.  
March 19, 2007 – Jason Strudwick signed as free agent.

### 2007-08 SEASON

- May 31, 2007 – Ryan Russell to Montreal for 2007 seventh-round pick (David Skokan.)  
July 1, 2007 – Chris Drury and Scott Gomez signed as free agents.  
July 4, 2007 – Bryce Lampman to Tampa Bay for Mitch Fritz.  
July 17, 2007 – Matt Cullen to Carolina for Andrew Hutchinson, Joe Barnes, and 2008 third-round pick (Evgeny Grachev)  
Aug. 2, 2007 – Artem Anisimov signed to first NHL contract.  
Aug. 20, 2007 – Matt Zaba signed as free agent.  
Oct. 11, 2007 – Future considerations (conditional 2008 seventh-round pick -- conditions not met) to Chicago for P.A. Parenteau.  
Feb. 26, 2008 – Al Montoya and Marcel Hossa to Phoenix for Fredrik Sjostrom, Josh Gratton, David LeNeveu, and conditional draft pick (conditions not met). 2008 fourth-round pick (later returned to Rangers) to St. Louis for Christian Backman.

### 2008-09 SEASON

- June 21, 2008 – 2008 seventh-round pick (Jani Lajunen) and 2009 fourth-round pick (Nick Oliver) to Nashville for return of Rangers' 2008 fourth-round pick (Dale Weise). Alex Bourret to Phoenix for Pittsburgh's 2008 third-round pick (Tomas Kundratek)  
July 1, 2008 – Wade Redden, Aaron Voros, and Patrick Rissmiller signed as free agents.  
July 2, 2008 – Fedor Tyutin and Christian Backman to Columbus for Nikolai Zherdev and Dan Fritsche.  
July 3, 2008 – Markus Naslund and Dmitri Kalinin signed as free agents.  
July 14, 2008 – Ryan Hollweg to Toronto for Pittsburgh's 2009 fifth-round pick (later traded.)  
Oct. 30, 2008 – Hugh Jessiman to Nashville for future considerations (conditional draft pick -- conditions not met.)  
Jan. 29, 2009 – Dan Fritsche to Minnesota for Erik Reitz.  
Feb. 25, 2009 – Mark Bell claimed off re-entry waivers from Toronto.  
March 3, 2009 – Sean Avery claimed off re-entry waivers from Dallas.  
March 4, 2009 – Nigel Dawes, Petr Prucha, and Dmitri Kalinin to Phoenix for Derek Morris. 2009 second-round pick (Kenny Ryan) and 2010 conditional draft pick (conditions not met) to Toronto for Nik Antropov. Erik Reitz claimed off re-entry waivers by Toronto.  
April 17, 2009 – Matt Gilroy signed as free agent.

### 2009-10 SEASON

- May 20, 2009 – Ilkka Heikkinen signed as free agent.  
May 26, 2009 – Michael Del Zotto signed to first NHL contract.  
June 27, 2009 – Return of Pittsburgh's 2009 fifth-round pick (Andy Bathgate) to Penguins for Chad Johnson. 2010 third-round pick (Jordan Weal) to Los Angeles for Brian Boyle.  
June 30, 2009 – Scott Gomez, Tom Pyatt and Mike Busto to Montreal for Christopher Higgins, Pavel Valentenko, and Ryan McDonagh.  
July 1, 2009 – Marian Gaborik and Donald Brashear signed as free agents.  
July 3, 2009 – Corey Locke signed as free agent.  
July 9, 2009 – Ales Kotalik signed as free agent.  
July 13, 2009 – Lauri Kopikoski to Phoenix for Enver Lisin.  
July 16, 2009 – Brian Fahey to Colorado for Nigel Williams.  
Aug. 17, 2009 – Vinny Prospal signed as free agent.  
Dec. 2, 2009 – Erik Christensen claimed off waivers from Anaheim.  
Feb. 2, 2010 – Christopher Higgins and Ales Kotalik to Calgary for Olli Jokinen and Brandon Prust.  
Feb. 12, 2010 – Conditional 2011 draft pick (sixth-round pick) to San Jose for Jody Shelley.  
Feb. 27, 2010 – Alex Auld claimed off re-entry waivers from Dallas.  
March 3, 2010 – Jordan Owens to Detroit for Kris Newbury. Miika Wilkman and 2011 seventh-round pick to Phoenix for Anders Eriksson.  
March 30, 2010 – Cam Talbot signed as free agent.

### 2010-11 SEASON

- May 26, 2010 – Mats Zuccarello signed as free agent.  
June 26, 2010 – Bobby Sanguinetti to Carolina for Washington's 2011 second-round pick and 2010 sixth-round pick (Jesper Fast.)  
July 1, 2010 – Martin Biron and Derek Boogaard signed as free agents. Derek Stepan signed to first NHL contract.  
July 6, 2010 – Ryan McDonagh signed to first NHL contract.  
July 9, 2010 – Aaron Voros and Ryan Hillier to Anaheim for Steve Eminger.  
July 27, 2010 – Alex Frolov signed as free agent.  
Aug. 2, 2010 – Donald Brashear and Patrick Rissmiller to Atlanta for Todd White.  
Oct. 4, 2010 – Ruslan Fedotenko signed as free agent.  
Nov. 11, 2010 – Dane Byers to Columbus for Chad Kolarik.  
Nov. 23, 2010 – Nigel Williams to Anaheim for Stu Bickel.  
Jan. 10, 2011 – Michal Rozsival to Phoenix for Wojtek Wolski.  
Feb. 26, 2011 – Tim Kennedy and 2011 third-round pick to Florida for Bryan McCabe.  
Feb. 28, 2011 – 2012 seventh-round pick (Viktor Loov) to Toronto for John Mitchell.  
Mar. 16, 2011 – Ryan Bourque signed to first NHL contract. Dylan McIlrath signed to first NHL contract.  
Apr. 11, 2011 – Carl Hagelin signed to first NHL contract.

### 2011-12 SEASON



## ALL-TIME TRANSACTIONS

May 8, 2011 -	Ethan Werek to Phoenix for Oscar Lindberg.
May 19, 2011 -	Christian Thomas signed to first NHL contract.
June 1, 2011 -	Roman Horak and two 2011 second-round picks (Markus Granlund, Tyler Wotherspoon) to Calgary for Tim Erixon and a 2011 fifth-round pick (Shane McColgan).
June 25, 2011 -	Evgeny Grachev to St. Louis for 2011 third-round pick (Steven Fogarty.)
June 29, 2011 -	Bought out Chris Drury.
July 1, 2011 -	Mike Rupp signed as free agent.
July 2, 2011 -	Brad Richards signed as free agent.
July 28, 2011 -	JT. Miller signed to first NHL contract.
Aug. 16, 2011 -	Andre Deveaux signed as free agent.
Oct. 6, 2011 -	Jeff Woywitka claimed off waivers from Montreal.
Nov. 5, 2011 -	Anton Stralman signed as a free agent.
Feb. 3, 2012 -	Erik Christensen and a conditional 2013 seventh-round pick (Alexandre Belanger) to Minnesota for Casey Wellman.
Feb. 25, 2012 -	Wojtek Wolski to Florida for Mike Vernace and a 2013 third-round pick (later traded).
Feb. 27, 2012 -	2012 fifth-round pick (Travis Brown) to Chicago for John Scott.
Apr. 10, 2012 -	Chris Kreider signed to first NHL contract.

### 2012-13 SEASON

May 29, 2012 -	Jesper Fast signed to first NHL contract.
May 30, 2012 -	Marek Hrivik signed as free agent.
June 1, 2012 -	Oscar Lindberg signed to first NHL contract.
July 1, 2012 -	Arron Asham and Micheal Haley signed as free agents.
July 3, 2012 -	Taylor Pyatt signed as free agent.
July 9, 2012 -	Jeff Halpern signed as free agent.
July 10, 2012 -	Brandon Segal signed as free agent.
July 20, 2012 -	Casey Wellman to Florida for a 2014 fifth-round pick (Richard Nejezchleb).
July 23, 2012 -	Artem Anisimov, Brandon Dubinsky, Tim Erixon and a 2013 first-round pick to Columbus (Kerby Rychel) for Rick Nash, Steven Delisle and a conditional 2013 third-round pick (Pavel Buchnevich).
Jan. 16, 2013 -	Bought out Wade Redden.
Jan. 16, 2013 -	Tommy Grant and a conditional pick in 2014 (later traded) to San Jose for Brandon Mashinter.
Jan. 24, 2013 -	Chad Kolarik to Pittsburgh for Benn Ferriero.
Feb. 4, 2013 -	Mike Rupp to Minnesota for Darroll Powe and Nick Palmieri.
Mar. 6, 2013 -	Roman Hamrlik claimed off waivers from Washington.
Apr. 2, 2013 -	2013 second-round pick (Gabryel Boudreau), a 2013 third-round pick (later traded), and a 2014 conditional fifth-round pick (Rourke Chartier) to San Jose for Ryane Clowe.
Apr. 3, 2013 -	Marian Gaborik, Steven Delisle, and Blake Parlett to Columbus for Derick Brassard, Derek Dorsett, John Moore, and a 2014 sixth-round pick (later traded).

### 2013-14 SEASON

June 30, 2013 -	Benn Ferriero and 2014 sixth-round pick (Chase Lang) to Minnesota for Justin Falk.
July 1, 2013 -	Kris Newbury to Philadelphia for Danny Syvret.
July 2, 2013 -	Christian Thomas to Montreal for Danny Kristo.
July 5, 2013 -	Dominic Moore and Benoit Pouliot signed as free agents.
Oct. 20, 2013 -	Martin Biron announced his retirement.
Dec. 6, 2013 -	Brandon Mashinter to Chicago for Kyle Beach.
Jan. 2, 2014 -	Taylor Pyatt claimed off waivers by Pittsburgh. Anthony Duclair signed to first NHL contract.
Jan. 4, 2014 -	2014 seventh-round pick (Spencer Watson) to Los Angeles for Daniel Carrilho.
Jan. 21, 2014 -	David LeNeveu signed as free agent.
Jan. 22, 2014 -	Michael Del Zotto to Nashville for Kevin Klein.
March 5, 2014 -	Ryan Callahan, 2014 first-round pick (later traded), and 2015 first-round pick (later traded) to Tampa Bay for Martin St. Louis. 2015 fifth-round pick to Vancouver (Adam Gaudette) for Raphael Diaz.
June 2, 2014 -	Mackenzie Skapski signed to first NHL contract.

### 2014-15 SEASON

June 20, 2014 -	Bought out Brad Richards.
June 27, 2014 -	Derek Dorsett to Vancouver for a 2014 third-round pick (Keegan Iverson).
July 1, 2014 -	Dan Boyle, Tanner Glass, Michael Kostka, Matt Hunwick, Steven Kampfer, and Chris Mueller signed as free agents.
July 19, 2014 -	Lee Stempniak signed as a free agent.
Aug. 20, 2014 -	Kevin Hayes signed as a free agent.
Sept. 11, 2014 -	Ryan Malone signed as a free agent.
March 1, 2015 -	John Moore, Anthony Duclair, a 2015 second-round pick (later traded), and a 2016 first-round pick to Arizona (later traded) for Keith Yandle, Chris Summers, and 2016 fourth-round pick (Tarmo Reunanen). Lee Stempniak to Winnipeg for Carl Klingberg. 2016 fourth-round pick (Noah Gregor) to San Jose for James Sheppard.
April 1, 2015 -	Brady Skjei signed to first NHL contract.

### 2015-16 SEASON

June 1, 2015 -	Daniel Walcott to Tampa Bay for 2015 seventh-round pick (later traded).
June 27, 2015 -	Carl Hagelin, 2015 second-round pick (Julius Nattinen), and 2015 sixth-round pick (Garrett Metcalf) to Anaheim for Emerson Etem and 2015 second-round pick (Ryan Gropp), Cam Talbot and 2015 seventh-round pick (Ziyat Paigin) to Edmonton for a 2015 second-round pick (later traded), 2015 third-round pick (Sergey Zborovskiy), and 2015 seventh-round pick (Adam Huska). 2015 second-round pick (Jonas Siegenthaler) to Washington for a 2015 third-round pick (Robin Kovacs) and a 2015 fourth-round pick (Brad Morrison). Ryan Haggerty to Chicago for Antti Raanta.
July 1, 2015 -	Raphael Diaz, Jayson Megna, and Viktor Stalberg signed as free agents. 2017 sixth-round pick to Nashville for Magnus Hellberg (Pavel Kolygin).
July 2, 2015 -	Brandon Halverson signed to first NHL contract.

# ALL-TIME TRANSACTIONS

Aug. 10, 2015 -	Jarret Stoll signed as a free agent.
Dec. 15, 2015 -	Jarret Stoll claimed off waivers by Minnesota.
Dec. 31, 2015 -	Ryan Gropp signed to first NHL contract.
Jan. 8, 2016 -	Emerson Etem to Vancouver for Nicklas Jensen and a 2017 sixth-round pick (Dominik Lakatos).
Jan. 21, 2016 -	Daniel Paille signed as a free agent.
Feb. 28, 2016 -	Aleksi Saarela, a 2016 second-round pick (later traded), and a 2017 second-round pick to Carolina (Luke Martin) for Eric Staal.
Ryan Bourque to Washington for Chris Brown.	
March 28, 2016 -	Boo Nieves signed to first NHL contract.
March 29, 2016 -	Steven Fogarty signed to first NHL contract.

## 2016-17 SEASON

May 13, 2016 -	Pavel Buchnevich signed to first NHL contract.
June 20, 2016 -	Keith Yandle to Florida for a 2016 sixth-round pick (Tyler Wall) and a 2017 fourth-round pick (later traded).
June 25, 2016 -	2017 fourth-round pick (Petr Kvaca) to Colorado for Nick Holden.
July 1, 2016 -	Michael Grabner, Nathan Gerbe, Adam Clendening, and Michael Palotti signed as free agents.
July 15, 2016 -	Josh Jooris signed as a free agent.
July 18, 2016 -	Derick Brassard and a 2018 seventh-round pick (Luke Lohheit) to Ottawa for Mika Zibanejad and a 2018 second-round pick (later traded).
Aug. 18, 2016 -	John Gilmour signed as a free agent.
Aug. 19, 2016 -	Jimmy Vesey signed as a free agent.
Aug. 26, 2016 -	Brandon Pirri signed as a free agent.
Oct. 16, 2016 -	Justin Fontaine signed as a free agent.
Nov. 8, 2016 -	Dylan McLlath to Florida for Steven Kampfer and a conditional draft pick (conditions not met).
Nov. 21, 2016 -	Matt Puempel claimed off waivers from Ottawa.
Dec. 11, 2016 -	Josh Jooris claimed off waivers by Arizona.
Feb. 28, 2017 -	2018 second-round pick (Jonatan Bergren) and a 2017 third-round pick (Zachary Gallant) to Detroit for Brendan Smith.
March 1, 2017 -	Justin Fontaine to Edmonton for Taylor Beck.
March 16, 2017 -	Tim Gettinger signed to first NHL contract.
March 27, 2017 -	Vinni Lettieri signed as a free agent.
Apr. 10, 2017 -	Gabriel Fontaine signed to first NHL contract.
May 1, 2017 -	Neal Pionk signed as a free agent.
May 8, 2017 -	Dawson Leedahl signed as a free agent.

## 2017-18 SEASON

June 15, 2017 -	Bought out Dan Girardi.
June 21, 2017 -	Oscar Lindberg claimed by Vegas in NHL Expansion Draft.
June 23, 2017 -	Derek Stepan and Antti Raanta to Arizona for Tony DeAngelo and a 2017 first-round pick (Lias Andersson).
June 24, 2017 -	2017 fourth-round pick (Scott Reedy) to San Jose for a 2017 fourth-round pick (Brandon Crawley) and a 2017 sixth-round pick (Morgan Barron).
July 1, 2017 -	Kevin Shattenkirk, Ondrej Pavelec, Paul Carey, and Cole Schneider signed as free agents.
July 5, 2017 -	David Desharnais signed as a free agent.
July 7, 2017 -	Kevin Klein announced his retirement.
July 13, 2017 -	Lias Andersson signed to first NHL contract.
July 14, 2017 -	Filip Chytil signed to first NHL contract.
July 19, 2017 -	Alexandar Georgiev signed as a free agent.
Oct. 2, 2017 -	Brandon Crawley signed to first NHL contract.
Oct. 9, 2017 -	Adam Cracknell claimed off waivers from Dallas.
Oct. 21, 2017 -	Matt Puempel to Detroit for Ryan Sproul.
Nov. 30, 2017 -	Adam Cracknell to Montreal for Peter Holland.
Dec. 6, 2017 -	Signed Marek Mazanec as a free agent.
Jan. 25, 2018 -	Claimed Cody McLeod off waivers from Nashville.
Feb. 20, 2018 -	Nick Holden to Boston for Rob O'Gara and a 2018 third-round pick (Joey Keane).
Feb. 22, 2018 -	Michael Grabner to New Jersey for Yegor Rykov and a 2018 second-round pick (later traded).
Feb. 25, 2018 -	Rick Nash to Boston for Ryan Lindgren, Ryan Spooner, Matt Beleskey, a 2018 first-round pick (later traded), and a 2019 seventh-round pick (later traded).
Feb. 26, 2018 -	Ryan McDonagh and J.T. Miller to Tampa Bay for Vladislav Namestnikov, Libor Hajek, Brett Howden, a 2018 first-round pick (Nils Lundkvist), and a 2019 second-round pick (Karl Henriksson). Ryan Graves to Colorado for Chris Bigras.
March 5, 2018 -	Ty Ronning signed to first NHL contract.
March 22, 2018 -	Ryan Lindgren signed to first NHL contract.

## 2018-19 SEASON

June 22, 2018 -	2018 first-round pick (Jacob Bernard-Docker) and 2018 second-round pick (Jonathan Tychonick) to Ottawa for a 2018 first-round pick (K'Andre Miller).
June 23, 2018 -	2019 seventh-round pick to Carolina (Massimo Rizzo) for a 2018 seventh-round pick (Riley Hughes).
July 1, 2018 -	Fredrik Claesson signed as a free agent.
Sept. 11, 2018 -	Steven Kampfer, a 2019 fourth-round pick (later traded), and a 2019 seventh-round pick (Jake Schmaltz) to Boston for Adam McQuaid.
Nov. 16, 2018 -	Ryan Spooner to Edmonton for Ryan Strome.
Jan. 14, 2019 -	Cole Schneider to Nashville for Connor Brickley.
Feb. 6, 2019 -	Cody McLeod to Nashville for a 2020 seventh-round pick (Hugo Ollas).
Feb. 12, 2019 -	Marek Mazanec to Vancouver for a 2020 seventh-round pick (later traded).
Feb. 18, 2019 -	Peter Holland to Chicago for Darren Raddysch.
Feb. 23, 2019 -	Mats Zuccarello to Dallas for a 2019 second-round pick (Matthew Robertson) and a 2020 third-round pick (Oliver Tarnstrom).
Feb. 25, 2019 -	Kevin Hayes to Winnipeg for a 2019 first-round pick (later traded - re-acquired by Winnipeg), Brendan Lemieux, and a 2022

## ALL-TIME TRANSACTIONS

conditional fourth-round pick (conditions not met). Adam McQuaid to Columbus for Julius Bergman, a 2019 fourth-round pick (Hunter Skinner), and a 2019 seventh-round pick (Eric Ciccolini).

March 4, 2019 – Joey Keane signed to first NHL contract.  
 March 9, 2019 – Adam Huska signed to first NHL contract.  
 March 15, 2019 – Jake Elmer signed as a free agent.  
 March 30, 2019 – Patrick Newell signed as a free agent.

### 2019-20 SEASON

Apr. 30, 2019 – 2019 second-round pick (later traded) and 2020 second-round pick (Noel Gunler) to Carolina for Adam Fox.  
 May 2, 2019 – Adam Fox signed to first NHL contract.  
 May 3, 2019 – Vitali Kravtsov and Igor Shesterkin signed to first NHL contracts.  
 May 20, 2019 – Yegor Rykov signed to first NHL contract.  
 June 5, 2019 – Tarmo Reunanen signed to first NHL contract.  
 June 17, 2019 – Neal Pionk and 2019 first-round pick (Ville Heinola) to Winnipeg for Jacob Trouba.  
 July 1, 2019 – Jimmy Vesey to Buffalo for a 2021 third-round pick (Jayden Grubbe). Artemi Panarin, Greg McKeegg, and Danny O'Regan signed as free agents.  
 July 11, 2019 – Kaapo Kakko signed to first NHL contract.  
 July 18, 2019 – Phillip Di Giuseppe signed as a free agent.  
 Aug. 1, 2019 – Bought out Kevin Shattenkirk.  
 Oct. 1, 2019 – Micheal Haley signed as a free agent.  
 Oct. 7, 2019 – Vladislav Namestnikov to Ottawa for Nick Ebert and a 2021 fourth-round pick (Kalle Vaisanen).  
 Oct. 8, 2019 – Matthew Robertson signed to first NHL contract.  
 Feb. 18, 2020 – Joey Keane to Carolina for Julien Gauthier.  
 Feb. 19, 2020 – Future considerations to Philadelphia for J-F Berube.  
 Feb. 24, 2020 – Brady Skjei to Carolina for a 2020 first-round pick (later traded).  
 March 10, 2020 – Patrick Khodorenko signed as a free agent.  
 March 16, 2020 – K'Andre Miller signed to first NHL contract.  
 March 20, 2020 – Austin Rueschhoff signed as a free agent.  
 Apr. 2, 2020 – Justin Richards signed as a free agent.  
 May 8, 2020 – Tyler Wall signed to first NHL contract.  
 July 31, 2020 – Morgan Barron signed to first NHL contract.

### 2020-21 SEASON

Sept. 26, 2020 – Marc Staal and a 2021 second-round pick (later traded) to Detroit for future considerations.  
 Sept. 30, 2020 – Bought out Henrik Lundqvist.  
 Oct. 6, 2020 – 2020 first-round pick (later traded) and 2020 third-round pick (Jeremie Poirier) to Calgary for a 2020 first round pick (Braden Schneider).  
 Oct. 7, 2020 – Lias Andersson to Los Angeles for 2020 second-round pick (Will Cuytle). Two 2020 seventh-round picks (Alex Young and Linus Oberg) to San Jose for 2020 fifth-round pick (Evan Vierling).  
 Oct. 9, 2020 – Jack Johnson, Kevin Rooney, Anthony Bitetto, Keith Kinkaid, Colin Blackwell, Anthony Greco, and Jonny Brodzinski signed as free agents.  
 Oct. 12, 2020 – Alexis Lafrenière signed to first NHL contract.  
 March 4, 2021 – Braden Schneider signed to first NHL contract; Mason Geertsen signed as a free agent.  
 March 27, 2021 – Brendan Lemieux to Los Angeles for 2021 fourth-round pick (Brody Lamb).  
 March 29, 2021 – Hunter Skinner signed to first NHL contract.  
 Apr. 13, 2021 – Zac Jones signed to first NHL contract.  
 Apr. 19, 2021 – Will Cuytle signed to first NHL contract.  
 Apr. 21, 2021 – Karl Henriksson signed to first NHL contract.

### 2021-22 SEASON

June 3, 2021 – Nils Lundkvist signed to first NHL contract.  
 July 17, 2021 – 2022 seventh-round pick to Tampa Bay for Barclay Goodrow. Brett Howden to Vegas for 2022 fourth-round pick and Nick DeSimone.  
 July 21, 2021 – Colin Blackwell claimed by Seattle in NHL Expansion Draft.  
 July 23, 2021 – Pavel Buchnevich to St. Louis for Sammy Blais and a 2022 second-round pick.  
 July 24, 2021 – Bought out Tony DeAngelo. 2021 third-round pick (Brent Johnson) and 2021 sixth-round pick (Dru Krebs) to Washington for 2021 third-round pick (Ryder Korczak).  
 July 28, 2021 – Patrik Nemeth, Jarred Tinordi, Greg McKeegg, and Dryden Hunt signed as free agents.  
 July 29, 2021 – 2022 third-round pick to Vegas for Ryan Reaves.  
 Aug. 12, 2021 – Brennan Othmann signed to first NHL contract.  
 Oct. 10, 2021 – Mika Zibanejad agreed to terms on 8-year extension  
 Nov. 1, 2021 – Adam Fox agreed to terms on seven-year extension  
 Nov. 3, 2021 – Matt Rempe agreed to terms on three-year, entry-level contract. Vitali Kravtsov loaned to Traktor of KHL.  
 Dec. 23, 2021 – Dylan Garand agreed to terms on a three-year, entry-level contract.  
 Feb. 28, 2022 – Jonny Brodzinski agreed to terms on a two-year contract extension.  
 Mar. 16, 2022 – Frank Vatrano acquired from Florida in exchange for a 2022 fourth-round selection.  
 Mar. 20, 2022 – College free agent Brandon Scanlin agreed to terms  
 Mar. 21, 2022 – Tyler Motte acquired from the Vancouver Canucks in exchange for a fourth-round selection in the 2023 NHL Draft.  
 Mar. 21, 2022 – Nick Merkley acquired from the San Jose Sharks in exchange for Anthony Bitetto.  
 Mar. 21, 2022 – Andrew Copp and a sixth-round selection in the 2023 NHL Draft acquired from the Winnipeg Jets. In exchange, the Rangers traded forward Morgan Barron, two conditional second round picks, and a fifth-round pick in 2023.  
 Mar. 21, 2022 – Justin Braun acquired from the Philadelphia Flyers in exchange for a third-round selection in the 2023 NHL Draft.  
 Mar. 28, 2022 – Maxim Letunov acquired from the Carolina Hurricanes in exchange for Tarmo Reunanen.  
 Apr. 1, 2022 – College free agent Bobby Trivigno agreed to terms

# ALL-TIME TRANSACTIONS

## 2022-23 SEASON

June 13, 2022 -	Vitali Kravtsov agreed to terms on one-year extension
June 13, 2022 -	Gustav Rydahl agreed to terms on one-year deal
June 17, 2022 -	Sammy Blais agreed to terms on one-year extension
June 21, 2022 -	Igor Shesterkin won Vezina Trophy
June 21, 2022 -	Chris Drury named finalist for Jim Gregory Award
July 5, 2022 -	Julien Gauthier agreed to terms on one-year extension
Jul. y 7, 2022 -	Acquired three draft picks in exchange for Alexander Georgiev
July 12, 2022 -	Libor Hajek agreed to terms on one-year extension
July 13, 2022 -	Acquired Ty Emberson in exchange for Patrik Nemeth, two draft picks
July 13, 2022 -	Louis Domingue agreed to terms on two-year contract
July 13, 2022 -	Vincent Trocheck agreed to terms on seven-year contract
July 13, 2022 -	Jaroslav Halak agreed to terms on one-year contract
July 14, 2022 -	Ryan Carpenter agreed to terms on one-year contract
July 15, 2022 -	Adam Sykora agreed to terms on three-year, entry-level contract
July 18, 2022 -	Austin Rueschhoff, Turner Elson, Andy Welinski agreed to terms on one-year contracts
July 22, 2022 -	Tim Gettinger agreed to terms on one-year contract
July 28, 2022 -	Kaapo Kalko agreed to terms on two-year contract
Aug. 2, 2022 -	C.J. Smith agreed to terms on one-year contract
Aug. 9, 2022 -	Jacob Trouba named 28th captain in franchise history
Aug. 15, 2022 -	Garth Joy named Associate Director of Player Personnel and Director of Pro Scouting
Aug. 15, 2022 -	Andy Schneider named Director of North American Amateur Scouting
Aug. 29, 2022 -	Jamie Tardif named Assistant Coach of Hartford Wolf Pack
Oct. 9, 2022 -	Signed Jimmy Vesey to a one-year contract
Oct. 11, 2022 -	Signed Taly'n Boyko to entry-level contract
Oct. 27, 2022 -	Signed Ben Harpur to one-year contract
Nov. 23, 2022 -	Acquired fifth round pick in 2025 NHL Draft in exchange for Ryan Reaves
Jan. 11, 2023 -	Jake Leschyshyn claimed off waivers
Jan. 4, 2023 -	Jimmy Vesey re-signed to two-year contract extension
Jan. 26, 2023 -	Ben Harpur agreed to terms on two-year contract extension.
Feb. 9, 2023 -	Vladimir Tarasenko and defenseman Niko Mikkola acquired from the St. Louis Blues in exchange for a conditional first-round pick in the 2023 NHL Entry Draft, a conditional fourth-round pick in the 2024 NHL

### Entry Draft, Sammy Blais, and Hunter Skinner.

Feb. 19, 2023 -	Tyler Motte acquired from the Ottawa Senators in exchange for Julien Gauthier and a conditional seventh round pick in the 2023 NHL Draft.
Feb. 25, 2023 -	Will Lockwood and 2026 seventh round pick acquired from the Vancouver Canucks in exchange for Vitali Kravtsov.
Feb. 28, 2023 -	Patrick Kane acquired from the Chicago Blackhawks.
Feb. 28, 2023 -	Austin Rueschhoff traded to the Nashville Predators in exchange for future considerations
Mar. 3, 2023 -	Acquired Anton Blidh from the Colorado Avalanche in exchange for forward Gustav Rydahl and acquired Wyatt Kalynuk from the Vancouver Canucks in exchange for future considerations.
Mar. 21, 2023 -	Agreed to terms with Brett Berard on entry-level contract.
Mar. 23, 2023 -	Agreed to terms with Bryce McConnell-Barker on entry-level contract
Mar. 29, 2023 -	Filip Chytil agreed to terms on four-year contract extension

## 2023-24 SEASON

Feb. 14, 2024 -	Brandon Scanlin agreed to terms on two-year contract extension
Feb. 21, 2024 -	Jonny Brodzinski agreed to terms on two-year contract extension
Mar. 1, 2024 -	Connor Mackey agreed to terms on two-year contract extension
Mar. 3, 2024 -	Jonathan Quick agreed to terms on one-year contract extension
Mar. 6, 2024 -	Acquired Alex Wennberg in exchange for a 2024 2nd Rd Pick, 2025 conditional 4th Rd Pick
Mar. 8, 2024 -	Acquired Chad Ruhwedel in exchange for 2027 4th Rd Pick
Mar. 8, 2024 -	Acquired Nic Petan in exchange for Turner Elson
Mar. 8, 2024 -	Acquired Jack Roslovic in exchange for a 2026 4th Rd Pick
Mar. 10, 2024 -	Louis Domingue agreed to terms on one-year contract extension
Mar. 15, 2024 -	Hugo Ollas agreed to terms on two-year, entry level contract
Mar. 20, 2024 -	Jaroslav Chmelar agreed to terms on three-year, entry level contract
Apr. 2, 2024 -	Kalle Vaisanen agreed to terms on three-year, entry level contract
Apr. 2, 2024 -	Victor Mancini agreed to terms on two-year, entry level contract

# ALL-TIME NHL ENTRY DRAFT SELECTIONS

1963			
at Montreal, June 5			
ROUND OVERALL	NAME	POS.	TEAM, LEAGUE
1/4	Al Osborne	RW	Weslon, Jr. B
2/10	Terry Jones	C	Weston, Midg.
3/15	Mike Cummings	LW	Georgetown, OHL Midget
4/20	Campbell Alleson	D	Portage La Prairie, Jr. B

1964			
at Montreal, June 11			
ROUND OVERALL	NAME	POS.	TEAM, LEAGUE
1/3	Robert Graham	D	Toronto, Midget
2/9	Tim Ecclestone	C	Etobicoke, Jr. B
3/15	Gordon Lowe	D	Toronto, Midget
4/21	Syl Apps Jr.	C	Kingston, Midget

1965			
at Montreal, April 27			
ROUND OVERALL	NAME	POS.	TEAM, LEAGUE
1/1	Andre Veilleux	RW	Montreal, Jr. B
2/6	George Surmay	G	Winnipeg, MJHL
3/10	Michel Parizeau	LW	Montreal, Jr. B

1966			
at Montreal, April 25			
ROUND OVERALL	NAME	POS.	TEAM, LEAGUE
1/2	Brad Park	D	Toronto, OHA
2/8	Joey Johnston	C	Peterborough, OHA
3/14	Don Luce	C	Kitchener, OHA
4/20	Jack Egers	LW	Kitchener, Jr. B

1967			
at Montreal, June 7			
ROUND OVERALL	NAME	POS.	TEAM, LEAGUE
1/6	Robert Dickson	LW	Chatham, OHL
2/15	Brian Tosh	D	Smith Falls, Jr. A

1968			
at Montreal, June 13			
ROUND OVERALL	NAME	POS.	TEAM, LEAGUE
3/19	Bruce Buchanan	D	Weyburn, WHL

1969			
at Montreal, June 12			
ROUND OVERALL	NAME	POS.	TEAM, LEAGUE
1/8	Andre Dupont	D	Montreal, OHA
2/12	Pierre Jarry	C	Ottawa, OHA
3/23	Bert Wilson	LW	London, OHA
4/35	Kevin Morrison	RW	St. Jerome, QMJHL
5/47	Bruce Hellemond	D	Moose Jaw, WHL
6/59	Gordon Smith	D	Cornwall, QMJHL

1970			
at Montreal, June 11			
ROUND OVERALL	NAME	POS.	TEAM, LEAGUE
1/11	Normand Gratton	RW	Montreal, OHA
2/25	Mike Murphy	RW	Toronto, OHA
3/39	Wendell Bennett	RW	Weyburn, SJHL
4/53	Andre St. Pierre	D	Drummondville, QMJHL
5/67	Gary Coalter	RW	Hamilton, OHA
6/81	Duane Wylie	C	St. Catharines, OHA
7/94	Wayne Bell	G	Estevan, WHL
8/106	Pierre Brind'Amour	LW	Montreal, OHA

1971			
at Montreal, June 10			
ROUND OVERALL	NAME	POS.	TEAM, LEAGUE
1/10	Steve Vickers	LW	Toronto, OHA
1/13	Steve Durbano	D	Toronto, OHA
2/27	Tom Williams	LW	Hamilton, OHA
3/41	Terry West	C	London, OHA
4/55	Jerry Butler	RW	Hamilton, OHA
5/69	Fraser Robertson	D	Lethbridge, AJHL
6/83	Wayne Wood	G	Montreal, OHA
7/96	Doug Keeler	C	Ottawa, OHA
7/97	Jean-Denis Royal	D	St. Jerome, QMJHL
9/109	Eugene Sobchuk	C	Regina, WHL
10/110	Jim Ivison	D	Brandon, WHL
11/111	Andre Peloffy	C	Rosemount, QMJHL
12/112	Elston Evoy	C	Sault Ste. Marie, OHA
13/114	Gerald Lacompte	D	Sherbrooke, QMJHL
14/115	Wayne Forsay	LW	Swift Current, WHL
15/116	Bill Forrest	D	Hamilton, OHA

1972			
at Montreal, June 8			
ROUND OVERALL	NAME	POS.	TEAM, LEAGUE
1/10	Al Blanchard	RW	Kitchener, OHA
1/15	Bob MacMillan	C	St. Catharines, OHA
2/21	Larry Sacharuk	D	Saskatoon, WHL
2/31	Rene Villureme	LW	Shawinigan, QMJHL
3/48	Gerry Teeple	C	Cornwall, QMJHL
4/63	Doug Horbul	LW	Calgary, WHL
5/78	Marty Gateman	D	Hamilton, OHA
6/95	Ken Ireland	C	New Westminster, WHL
7/111	Jeff Hunt	RW	Winnipeg, WHL
8/127	Yvon Blais	LW	Cornwall, QMJHL
9/137	Pierre Archambault	D	St. Jerome, QMJHL

1973			
at Montreal, May 15			
ROUND OVERALL	NAME	POS.	TEAM, LEAGUE
1/14	Rick Middleton	RW	Oshawa, OHA

2/30	Pat Hickey	RW	Hamilton, OHA
3/46	John Campbell	LW	Sault Ste. Marie, OHA
4/62	Brian Movik	D	Calgary, WHL
5/78	Pierre Laganier	RW	Sherbrooke, QMJHL
6/94	Dwayne Pentland	D	Brandon, WHL

1974			
at Montreal, May 28-30			
ROUND OVERALL	NAME	POS.	TEAM, LEAGUE
1/14	Dave Maloney	D	Kitchener, OHA
2/32	Ron Greschner	D	New Westminster, WHL
3/50	Jerry Holland	LW	Calgary, WHL
4/68	Boyd Anderson	LW	Medicine Hat, WHL
5/86	Dennis Olmstead	C	Univ. of Wisc., WCHA
6/104	Eddie Johnstone	RW	Medicine Hat, WHL
7/122	John Memryk	G	Winnipeg, WHL
8/139	Greg Holst	C	Kingston, OHA
9/156	Claude Arvais	C	Shawinigan, QMJHL
10/171	Ken Dodd	LW	New Westminster, WHL
11/186	Ralph Krentz	LW	Brandon, WHL
12/198	Larry Jacques	RW	Ottawa, OHA
13/208	Tom Gastle	LW	Peterborough, OHA
14/218	Eric Brubacher	C	Kingston, OHA
15/224	Russell Hall	RW	Winnipeg, WHL
16/227	Bill Kriski	G	Winnipeg, WHL
17/230	Kevin Treacy	RW	Cornwall, QMJHL
18/233	Ken Gassoff	C	Medicine Hat, WHL
19/236	Clifford Bast	D	Medicine Hat, WHL
20/239	Jim Mayer	RW	Mich. Tech, WCHA
21/241	Warren Miller	RW	Univ. of Minn., WCHA
22/243	Kevin Walker	D	Cornell University, ECAC
23/245	Jim Warner	RW	Minnesota, Midwest Jr.

1975			
at Montreal, June 3			
ROUND OVERALL	NAME	POS.	TEAM, LEAGUE
1/12	Wayne Dillon	C	Toronto, OHA
2/30	Doug Soetaert	G	Edmonton, WHL
3/48	Greg Hickey	LW	Hamilton, OHA
4/66	Bill Cheropita	G	St. Catharines, OHA
5/84	Larry Hiras	LW	Kitchener, OHA
6/102	Randy Koeh	LW	Univ. of Vermont, ECAC
7/120	Claude Larose	LW	Sherbrooke, QMJHL
8/138	Bill Hamilton	RW	St. Catherine's, OHA
9/154	Bud Stefanski	C	Oshawa, OHA
10/169	Dan Beaulieu	LW	Quebec, QMJHL
11/184	John McMorrow	C	Providence Coll., ECAC
12/195	Tom McNamara	G	Univ. of Vermont, ECAC
13/200	Steve Roberts	D	Providence Coll., ECAC
13/201	Paul Dionne	D	Princeton Univ., ECAC
14/205	Cecil Luckern	RW	U. of New Hamp., ECAC
15/209	John Corriveau	RW	U. of New Hamp., ECAC
16/212	Tom Funke	LW	Fargo, Midwest Jr.

1976			
at Montreal, June 1			
ROUND OVERALL	NAME	POS.	TEAM, LEAGUE
1/6	Don Murdoch	RW	Medicine Hat, WHL
2/24	Dave Farrish	D	Sudbury, OHA
3/42	Mike McEwen	D	Toronto, OHA
4/60	Claude Perlard	LW	Trois Rivieres, QMJHL
5/78	Doug Gaines	C	St. Catharines, OHA
6/96	Barry Scully	RW	Kingston, OHA
7/112	Remi Levesque	LW	Quebec, QMJHL

1977			
at Montreal, June 14			
ROUND OVERALL	NAME	POS.	TEAM, LEAGUE
1/8	Lucien DeBlois	RW	Sorel, QMJHL
1/13	Ron Duguay	C	Sudbury, OHA
2/26	Mike Keating	LW	St. Catharines, OHA
3/44	Steve Baker	G	Union College, (IN)
4/62	Mario Marois	D	Quebec, QMJHL
5/80	Benoit Gosselin	LW	Trois Rivieres, QMJHL
6/98	John Bethel	LW	Boston University, ECAC
7/116	Robert Sullivan	C	Chicoutimi, QMJHL
8/131	Lance Nethery	LW	Cornell University, ECAC
9/146	Alex Jeans	RW/C	Univ. of Toronto, OUA
10/157	Peter Raps	LW	West. Mich. Univ., CCHA
11/164	Mike Brown	RW	West. Mich. Univ., CCHA
12/171	Mark Miller	LW	Univ. of Michigan, WCHA

1978			
at Montreal, June 15			
ROUND OVERALL	NAME	POS.	TEAM, LEAGUE
2/26	Don Maloney	LW	Kitchener, OHA
3/43	Ray Markham	C	Flin Flon, WHL
3/44	Dean Turner	D	Univ. of Michigan, WCHA
4/59	Dave Silk	RW	Boston University, ECAC
4/60	Andre Dore	D	Quebec, OHL
5/76	Mike McDougal	RW	Port Huron, IHL
6/93	Tom Laidlaw	D	North. Mich. Univ., CCHA
7/110	Dan Clark	D	Milwaukee, IHL
8/127	Greg Kostenko	D	Ohio State Univ., CCHA
8/144	Brian McDavid	D	Sudbury, OHA
9/161	Mark Rodrigues	G	Yale University, ECAC
10/176	Steve Weeks	G	North. Mich. Univ., CCHA
11/192	Pierre Daigneault	LW	St. Laurent Coll., QUAA
12/206	Chris McLaughlin	D	Dartmouth Coll., ECAC
13/217	Todd Johnson	C	Boston University, ECAC
13/223	Dan McCarthy	C	Sudbury, OHA

1979			
at Montreal, August 9			

# ALL-TIME NHL ENTRY DRAFT SELECTIONS

ROUND OVERALL	NAME	POS.	TEAM, LEAGUE
1/13	Doug Sullivan	LW	Kitchener, OHA
2/34	Ed Hospodar	D	Ottawa, OHA
4/76	Pat Conacher	C	Saskatoon, WHL
5/97	Dan Makuch	RW	Clarkson University, ECAC
6/118	Stan Adams	C	Niagara Falls, OHA

1980

at Montreal, June 11

ROUND OVERALL	NAME	POS.	TEAM, LEAGUE
1/14	Jim Malone	C	Toronto, OHA
2/35	Mike Allison	C	Sudbury, OHA
4/77	Kurt Kleinendorst	C	Providence Coll., ECAC
5/98	Scot Kleinendorst	D	Providence Coll., ECAC
6/119	Reijo Ruotsalainen	D	Karpat, Finland
7/140	Bob Scurlfield	C	West. Mich. Univ., CCHA
8/161	Bart Wilson	D	Toronto, OHA
9/182	Chris Wray	RW	Boston College, ECAC
10/203	Anders Backstrom	D	Brynas, Sweden

1981

at Montreal, June 10

ROUND OVERALL	NAME	POS.	TEAM, LEAGUE
1/9	James Patrick	D	Prince Albert, SJHL
2/30	Jan Erixon	RW	Skelleftea, Sweden
3/50	Peter Sundstrom	LW	Bjorkloven, Sweden
3/51	Mark Morrison	C	Victoria, WHL
4/72	John Vanbiesbrouck	G	Sault Ste. Marie, OHA
6/114	Eric Magnuson	C	RPI, ECAC
7/135	Mike Guentzel	D	Coleraine H.S., (MN)
8/156	Ari Lahtenmaki	RW	IFK Helsinki, Finland
9/177	Paul Reitenberger	RW/C	Anoka H.S., (MN)
10/198	Mario Proulx	G	Providence Coll., ECAC

1982

at Montreal, June 9

ROUND OVERALL	NAME	POS.	TEAM, LEAGUE
1/15	Chris Kontos	C	Toronto, OHL
2/36	Tomas Sandstrom	RW	Farjestads, Sweden
3/57	Corey Millen	C	Cloquet H.S., (MN)
4/78	Chris Jensen	C	Kelowna, BCHL
6/120	Tony Granato	C	Northwood Prep, (NY)
7/141	Sergel Kapustin	LW	Central Red Army, USSR
8/160	Brian Glynn	C	Buffalo, NAJHL
8/162	Jan Karlsson	D	Kiruna, Sweden
9/183	Kelly Miller	C	Mich. St. Univ., CCHA
10/193	Simo Saarinen	D	IFK Helsinki, Finland
10/204	Bob Lowes	C	Prince Albert, SJHL
11/225	Andy Otto	D	Northwood Prep, (NY)
12/246	Dwayne Robinson	D	U. of N. Hamp., HE

1983

at Montreal, June 8

ROUND OVERALL	NAME	POS.	TEAM, LEAGUE
1/12	Dave Gagner	C	Brantford, OHL
2/33	Randy Heath	LW	Portland, WHL
3/49	Vesa Salo	D	Lukko, Finland
3/53	Gordon Walker	LW	Portland, WHL
4/73	Peter Andersson	D	Orebro IK, Sweden
5/93	Jim Andonoff	RW	Belleville, OHL
6/113	Bob Alexander	D	Rosemount H.S., (MN)
7/133	Steve Orth	D	St. Cloud Tech H.S., (MN)
8/153	Peter Marcov	LW	Welland, Ont. Jr. B
9/173	Paul Jerrard	D/RW	Norte Dame H.S., (Sask.)
11/213	Bryan Walker	D	Portland, WHL
12/233	Ulf Nilsson	G	Skelleftea, Sweden

1984

at Montreal, June 9

ROUND OVERALL	NAME	POS.	TEAM, LEAGUE
1/14	Terry Carkner	D	Peterborough, OHL
2/35	Raimo Helminen	C	Ives, Finland
4/77	Paul Broten	C	Roseau H.S., (MN)
5/98	Clark Donatelli	LW	Stratford, Ont. Jr. B
6/119	Kjell Samuelsson	D	Leksand, Sweden
7/140	Tom Hussey	LW	St. Andrew's H.S., (Ont.)
8/161	Brian Nelson	C	Wilmar H.S., (MN)
9/182	Ville Kentala	LW	IFK Helsinki, Finland
9/188	Heinz Ehlers	C	Leksand, Sweden
10/202	Kevin Miller	C	Redford, NAJHL
11/223	Tom Lorentz	C	Brady H.S., (MN)
12/243	Scott Brower	G	Lloydminster, SJHL

1985

at Toronto, June 15

ROUND OVERALL	NAME	POS.	TEAM, LEAGUE
1/7	Ulf Dahlen	C	Ostersund, Sweden
2/28	Mike Richter	G	Northwood Prep, (NY)
3/49	Sam Lindstahl	G	Sodertalje, Sweden
4/70	Pat Janostin	D	Norte Dame H.S., (Sask.)
5/91	Brad Stepan	LW	Hastings H.S., (MN)
6/112	Brian McReynolds	C	Ovilia, OHL
7/133	Nel Pilon	D	Kamloops, WHL
8/154	Larry Bernard	LW	Seattle, WHL
9/175	Stephane Brochu	D	Quebec, QMJHL
10/196	Steve Nemeth	C	Lethbridge, WHL
11/217	Robert Burakovski	LW	Leksand, Sweden
12/238	Rudy Poeschek	D	Kamloops, WHL

1986

at Montreal, June 21

ROUND OVERALL	NAME	POS.	TEAM, LEAGUE
1/9	Brian Leetch	D	Avon Old Farms Prep, (CT)
3/51	Bret Walter	C	Univ. of Alberta, CWUAA
3/53	Shaun Clouston	RW	Univ. of Alberta, CWUAA

4/72	Mark Janssens	C	Regina, WHL
5/93	Jeff Bloemberg	D	North Bay, OHL
6/114	Darren Turcotte	C	North Bay, OHL
7/135	Robb Graham	RW	Guelph, OHL
8/156	Barry Chyzowski	C	St. Albert, JHJL
9/177	Pat Scanlon	LW/C	Cretin H.S., (MN)
10/198	Joe Ranger	D	London, OHL
11/219	Russell Parent	D	S. Winnipeg, MJHL
12/240	Soren True	LW	Skobakken, Denmark

1987

at Detroit, June 13

ROUND OVERALL	NAME	POS.	TEAM, LEAGUE
1/10	Jayson More	D	New Westminster, WHL
2/31	Daniel Lacroix	LW	Granby, QMJHL
3/46	Simon Gagne	RW	Laval, QMJHL
4/69	Michael Sullivan	C	Boston Univ., HE
5/94	Erik O'Borsky	C	Yale University, ECAC
6/115	Ludek Cajka	D	Dukla Jihlava, Czech.
7/136	Clint Thomas	D	RPI, ECAC
8/157	Chuck Wiesgard	C	Essex Junction H.S., (VT)
9/178	Eric Burrill	RW	Tartan H.S., (MN)
10/199	David Porter	LW	North. Mich. U., WCHA
10/205	Bret Barnett	RW	Wexford, Ont. Jr. B
11/220	Lance Marciano	D	Choate Prep, (CT)

1988

at Montreal, June 11

ROUND OVERALL	NAME	POS.	TEAM, LEAGUE
2/22	Troy Mallette	C	Sault Ste. Marie, OHL
2/26	Murray Duval	D	Spokane, WHL
4/68	Tony Amonte	RW	Thayer Academy, (MA)
5/99	Martin Bergeron	C	Drummondville, QMJHL
6/110	Dennis Vial	D	Hamilton, OHL
7/131	Mike Rosati	G	Hamilton, OHL
8/152	Eric Couvrette	LW	St. Jean, QMJHL
9/173	Patrick Forrest	D	St. Cloud State, WCHA
10/194	Paul Cain	C	Cornwall, OHL
10/202	Eric Fenton	C	N. Yarmouth Prep, (MA)
11/215	Peter Florentino	D	Sault Ste. Marie, OHL
12/236	Keith Shifstern	RW	Choate Prep, (CT)

1989

at Minnesota, June 17

ROUND OVERALL	NAME	POS.	TEAM, LEAGUE
1/20	Steven Rice	RW	Kitchene, OHL
2/40	Jason Prosofsky	RW	Medicine Hat, WHL
3/45	Rob Zamuner	C	Guelph, OHL
3/49	Louie DeBrusk	LW	London, OHL
4/67	Jim Cummins	RW	Michigan State, CCHA
5/88	Aaron Miller	D	Niagara Scenics, NAHL
6/118	Joby Messier	D	Michigan State, CCHA
7/139	Greg Leahy	C	Portland, WHL
8/160	Greg Spenrath	LW	Tri-City, WHL
9/181	Mark Bavis	C	Cushing Academy, (MA)
10/202	Roman Okisuta	RW	Khimik Voskresensk, Russia
11/223	Steve Locke	LW	Niagara Falls, OHL
12/244	Ken MacDermid	LW	Hull, QMJHL

1990

at Vancouver, June 16

ROUND OVERALL	NAME	POS.	TEAM, LEAGUE
1/13	Michael Stewart	D	Michigan State, CCHA
2/34	Doug Weight	C	Lake Superior St., CCHA
3/55	John Vary	D	North Bay, OHL
4/69	Jeff Nielsen	RW	Grand Rapids H.S., (MN)
4/76	Rick Willis	LW	Pingree Prep, (MA)
5/85	Sergei Zubov	D	CSKA, Sov. Elite
5/99	Lubos Rob	C	Budejovice, Czech.
6/118	Jason Weinrich	D	Springfield H.S., (MA)
7/139	Bryan Lonsinger	D	Choate Prep, (CT)
8/160	Todd Hedlund	RW	Roseau H.S., (MN)
9/181	Andrew Silverman	D	Beverly H.S., (MA)
10/202	Jon Hillebrandt	G	Monona Grove H.S., (WI)
11/223	Brett Lievers	C	Wayzata H.S., (MN)
12/244	Sergei Nemchinov	C	Soviet Wings, Russia

1991

at Buffalo, June 22

ROUND OVERALL	NAME	POS.	TEAM, LEAGUE
1/15	Alexei Kovalev	LW	Dynamo Moscow, USSR
2/37	Darcy Werkena	D	Lethbridge, WHL
5/96	Corey Machanic	D	U. of Vermont, ECAC
6/125	Fredrik Jax	RW	Leksand, Swe. El.
6/128	Barry Young	D	Sudbury, OHL
7/147	John Rushin	C	Kennedy, USS
8/169	Corey Hirsch	G	Kamloops, WHL
9/191	Vjateslav Uvaev	D	Spartak Moscow, USSR
10/213	Jamie Ram	G	Mich. Tech. Univ., WCHA
11/235	Vitali Chinakov	C	Torpedo Jaroslavl, USSR
12/257	Brian Wiseman	C	Univ. of Michigan, CCHA

1992

at Montreal, June 20

ROUND OVERALL	NAME	POS.	TEAM, LEAGUE
1/24	Peter Ferraro	C/R	Waterloo, USJHL
2/48	Mattias Norstrom	D/L	AIK, Swe. El.
3/72	Eric Cairns	D/L	Detroit, OHL
4/85	Chris Ferraro	RW/R	Waterloo, USJHL
5/120	Dimitri Starostenkor	RW/L	CSKA Moscow, CIS
6/144	David De Grand	D/L	Ottawa, Tier 2
7/168	Matt Oates	LW/L	Miami of Ohio, WCHA
8/192	Darwyn Elick	D	Univ. of Wisc., WCHA
9/216	Dave Brierley	D/L	Choate Prep, (CT)
10/240	Vladimir Vorobiev	RW/L	Met. Cherepovets, CIS

# ALL-TIME NHL ENTRY DRAFT SELECTIONS

1993

at Quebec, June 26

ROUND OVERALL	NAME	POS.	TEAM, LEAGUE
1/8	Niklas Sundstrom	C	Modo, Sweden, EL
2/34	Lee Sorochan	D	Lethbridge, WHL
3/61	Maxim Galanov	D	Ada Togliatti, CIS
4/86	Sergei Olympejev	C	Dynamo Minsk, CIS
5/112	Gary Roach	D	Sault Ste. Marie, OHL
6/138	Dave Trofimenkoff	G	Lethbridge, WHL
7/162	Sergei Kondrashin	RW	Cheropovets, CIS
7/164	Todd Marchant	C	Clarkson Univ., ECAC
8/190	Eddy Campbell	D	Omaha Jr. A, Tier 2
9/216	Ken Shepard	G	Oshawa, OHL
10/242	Andrei Kudinov	C	Chelyabinsk, CIS
11/261	Pavel Komarov	D	Nizhni Novgorod, CIS
11/268	Maxim Smeilnitski	C	Chelyabinsk, CIS

1994

at Hartford, June 28-29

ROUND OVERALL	NAME	POS.	TEAM, LEAGUE
1/26	Dan Cloutier	G	Sault Ste. Marie, OHL
2/52	Rudolf Vecelik	LW	Slovan Bratislava, Slovakia
3/78	Adam Smith	D	Tacoma, WHL
4/100	Alexander Korobolin	D	Chelyabinsk, Russia
5/144	Sylvain Blouin	D	Laval, QMJHL
5/130	Martin Ethier	D	Beauport, QMJHL
6/135	Yuri Litvinov	C	Krylia Sovetov, Russia
6/156	David Brosseau	C	Shawinigan, QMJHL
7/182	Alexei Lazarenko	W	CSKA, Rus. El.
8/208	Craig Anderson	D	Park Center H.S., (MN)
9/209	Vitali Yermeyev	G	Ust-Kamenogorsk, Russia
9/234	Eric Boulton	LW	Oshawa, OHL
10/260	Radoslav Kropac	RW	Slovan Bratislava, Slovakia
11/267	Jamie Butt	LW	Tacoma, WHL
11/286	Kim Johnsson	D	Malmö, Sweden

1995

at Edmonton, July 8

ROUND OVERALL	NAME	POS.	TEAM, LEAGUE
2/39	Christian Dube	C	Sherbrooke, QMJHL
3/65	Mike Martin	D	Windsor, OHL
4/91	Marc Savard	C	Oshawa, OHL
5/110	Alexei Vasiliev	D	Yaroslavl, CIS
5/117	Dale Purinton	D	Tacoma, WHL
6/143	Peter Slanar	RW	Zvolen, Jr., Slovakia
7/169	Jeff Heil	G	Wisconsin-River Falls, NCHA
8/195	Blja Gorohov	D	Yaroslavl, CIS
9/221	Bob Maudie	C	Kamloops, WHL

1996

at St. Louis, June 22

ROUND OVERALL	NAME	POS.	TEAM, LEAGUE
1/22	Jeff Brown	D	Sarnia, OHL
2/48	Daniel Goneau	LW	Granby, QMJHL
3/76	Dmitri Subbotin	LW	CSKA, Rus. Elite
5/131	Collin Peppercall	LW	Niagara Falls, OHL
6/158	Ola Sandberg	D	Djurgården, Sweden
7/185	Jeff Dessner	D	Taft, USJHL
8/211	Ryan McKie	D	London, OHL
9/237	Ronnie Sundin	D	Vastra F. Göteborg, Sweden

1997

at Pittsburgh, June 21

ROUND OVERALL	NAME	POS.	TEAM, LEAGUE
1/19	Stefan Chernesk	RW	Brandon, WHL
2/46	Wes Jarvis	D	Kitchener, OHL
3/73	Burke Henry	D	Brandon, WHL
4/93	Tomi Laaksonen	D	HPK Jr., Finland
5/126	Jason McLean	G	Moose Jaw, WHL
5/134	Johan Lindbom	LW	HV 71, Sweden
6/136	Mike York	C	Michigan State, CCHA
6/154	Shawn Degagne	G	Kitchener, OHL
7/175	Johan Holmqvist	G	Brynas Gavle, Sweden
7/182	Mike Mottau	D	Boston College, HE
8/210	Andrew Proskurnicki	LW	Sarnia, OHL
9/236	Richard Miller	D	Premieria College, HE

1998

at Buffalo, June 27

ROUND OVERALL	NAME	POS.	TEAM, LEAGUE
1/7	Manny Malhotra	C	Guelph, OHL
2/40	Randy Copley	RW	Cape Breton, QMJHL
3/66	Jason LaBarbera	G	Tri Cities, WHL
4/114	Boyd Kane	LW	Regina, WHL
5/122	Patrick Leahy	RW	Miami University, CCHA
5/131	Tomas Kloucek	D	Slavia Praha Jr., Czech
7/180	Stefan Lundqvist	RW	Brynas Gavle, Sweden
8/207	Johan Wittehall	RW	Leksand, Sweden
9/235	Jan Mertzig	D	Lulea, Sweden

1999

at Boston, June 26

ROUND OVERALL	NAME	POS.	TEAM, LEAGUE
1/4	Pavel Brendl	RW	Calgary, WHL
1/9	Jamie Lundmark	C	Moose Jaw, WHL
2/59	David Inman	C	Notre Dame, CCHA
3/79	Johan Asplund	G	Brynas Gavle, Sweden
3/90	Patrick Aufero	D	Boston Univ., HE
5/137	Garett Bemberidge	RW	Saskatoon, WHL
6/177	Jay Dardis	C	Proctor, USHS
7/197	Arto Laatikainen	D	Espoo, Finland
8/226	Evgeny Guskov	LW	Togliatti, Russia
9/251	Petter Henning	RW	MoDo, Sweden

9/254

Alexei Bulatov

LW

Yekaterinburg, Russia

2000

at Calgary, June 24-25

ROUND OVERALL	NAME	POS.	TEAM, LEAGUE
2/64	Filip Novak	D	Regina, WHL
3/95	Dominic Moore	C	Harvard, ECAC
4/112	Premysl Duben	D	Jihlava, Slovakia
5/140	Nathan Martz	C	Chilliwack, BCJHL
5/143	Brandon Snee	G	Union College, ECAC
6/175	Sven Helfenstein	RW	Kloten Jr., Switzerland
7/205	Henrik Lundqvist	G	RPI, Sweden
8/238	Danny Eberly	D	Frolunda, Sweden
9/269	Martin Richter	D	SaiPa, Finland

2001

at Florida, June 23-24

ROUND OVERALL	NAME	POS.	TEAM, LEAGUE
1/10	Dan Blackburn	G	Kootenay, WHL
2/40	Fedor Tyutin	D	St. Petersburg, Russia
3/79	Garth Murray	C	Regina, WHL
4/113	Bryce Lampman	D	Omaha, USHL
5/139	Shawn Collymore	RW	Quebec, QMJHL
6/176	Marek Zidlicky	D	IFK, Finland
7/206	Petr Preucil	C	Quebec, QMJHL
7/226	Pontus Petterstrom	F	Tingsryd, Sweden Jr.
8/230	Leonid Zhvachkin	D	Podolsk, Jr., Russia
8/238	Ryan Hollweg	C	Medicine Hat, WHL
9/269	Juris Stals	C	Lukko, Finland

2002

at Toronto, June 22-23

ROUND OVERALL	NAME	POS.	TEAM, LEAGUE
2/33	Lee Falardeau	RW	Michigan State, CCHA
3/81	Marcus Jonason	LW	Vasteras, Sweden
4/127	Nathan Guenin	D	Green Bay, USHL
5/143	Mike Walsh	LW	Compuware, NAHL
6/177	Jake Taylor	D	Green Bay, USHL
6/194	Kim Hirschovits	C	IFK Helsinki, Finland
7/226	Joseph Crabbe	RW	Green Bay, USHL
8/240	Petr Frucha	RW	Parubice, Czech Republic
9/270	Rob Flynn	RW	Harvard, ECAC

2003

at Nashville, June 21-22

ROUND OVERALL	NAME	POS.	TEAM, LEAGUE
1/12	Hugh Jessiman	RW	Dartmouth, ECAC
2/50	Ivan Baranka	D	Dubnica, Slovakia
3/75	Ken Roche	C	St. Sebastian's Prep
4/122	Corey Potter	D	Michigan State, CCHA
5/149	Nigel Dawes	LW	Kootenay, WHL
6/176	Ivan Dornic	C	Bratislava, Slovakia
6/179	Phillipe Furrer	D	Bern, Switzerland
6/180	Chris Holt	G	United States Juniors
7/209	Dylan Reese	D	Pittsburgh, NAHL
8/243	Jan Marek	F	Trinec, Czech Republic

2004

at Carolina, June 26-27

ROUND OVERALL	NAME	POS.	TEAM, LEAGUE
1/6	Alvaro Montoya	G	Univ. of Michigan, CCHA
1/19	Lauri Koprikoski	LW	TPS Tuku, Finland Jr.
2/36	Darin Olver	C	Northern Michigan, CCHA
2/48	Dane Byers	LW	Prince Albert, WHL
2/51	Bruce Graham	C	Moncton, QMJHL
2/60	Brandon Dubinsky	C	Portland, WHL
3/73	Zdenek Bahensky	RW	Litvinov, Czech Jr.
3/80	Billy Ryan	C	Cushing Academy, USHSSE
4/127	Ryan Callahan	RW	Guelph, OHL
5/135	Roman Pstrny	LW	Zlin, Czech Republic, Jr.
6/169	Jordan Foote	LW	Nanaimo, BCHL
8/247	Jonathan Painment	D	Lewisville, QMJHL
9/266	Jakub Petruzalek	RW	Litvinov, Czech Republic

2005

at Ottawa, July 30

ROUND OVERALL	NAME	POS.	TEAM, LEAGUE
1/12	Marc Staal	D	Sudbury, OHL
2/40	Michael Sauer	D	Portland, WHL
2/56	Marc-Andre Fleche	RW	Lewisville, QMJHL
3/66	Brodie Dupont	C	Calgary, WHL
3/77	Dalyn Flatt	D	Saskatoon, WHL
4/107	Tom Pyatt	D	Saginaw, OHL
5/147	Trevor Koverko	D	Owen Sound, OHL
6/178	Greg Beller	LW	Lake of the Woods, USHSSE
7/211	Ryan Russell	C	Kootenay, WHL

2006

at Vancouver, June 24

ROUND OVERALL	NAME	POS.	TEAM, LEAGUE
1/21	Bobby Sanguinetti	D	Owen Sound, OHL
2/54	Artem Anisimov	C	Yaroslavl-2, Russia
3/84	Ryan Hillier	LW	Halifax, QMJHL
4/104	David Kveton	RW	Vsetin, Czech Republic
5/137	Tomas Zaborsky	F	Trencin, Slovakia Jr.
6/174	Eric Hunter	LW	Prince George, WHL
7/204	Lukas Zeliska	C	Trinec, Czech Republic



# ALL-TIME NHL ENTRY DRAFT SELECTIONS

## 2007

at Columbus, June 22-23

ROUND OVERALL	NAME	POS.	TEAM, LEAGUE
1/17	Alexei Cherepanov	RW	Omsk, Russia
2/48	Antoine Lafleur	G	PEI, QMJHL
5/138	Max Campbell	C	Stratford, OHL-B
6/168	Carl Hagelin	LW	Soderatje, Sweden Jr.
7/193	David Skokan	C	Rimouski, QMJHL
7/198	Danny Hobbs	RW	Ohio, USHL

## 2008

at Ottawa, June 20-21

ROUND OVERALL	NAME	POS.	TEAM, LEAGUE
1/20	Michael Del Zotto	D	Oshawa, OHL
2/51	Derek Stepan	C	Shattuck-St. Mary's, H.S.-MN
3/75	Evgeny Grachev	C	Yaroslavl-2, Russia
3/90	Tomas Kundratek	D	Trinec, Czech Republic
4/111	Dale Weise	RW	Swift Current, WHL
5/141	Chris Doyle	C	PEI, QMJHL
6/171	Mitch Gaulton	D	Erie, OHL

## 2009

at Montreal, June 26-27

ROUND OVERALL	NAME	POS.	TEAM, LEAGUE
1/19	Chris Kreider	F	Phillips Andover, HS-MA
2/47	Ethan Fournier	F	Kingston, OHL
3/80	Ryan Bourque	F	USA U-18, USDP
5/127	Roman Horak	F	HC Ceske Budejovice, CZE-JR
5/140	Scott Stajcer	G	Owen Sound, OHL
6/170	Daniel Maggio	D	Sudbury, OHL
7/200	Mikhail Pashnin	D	Mechel, RUS-2

## 2010

at Los Angeles, June 25-26

ROUND OVERALL	NAME	POS.	TEAM, LEAGUE
1/10	Dylan McIlrath	D	Moose Jaw, OHL
2/40	Christian Thomas	RW	Oshawa, OHL
4/100	Andrew Yogan	F	Erie, OHL
5/130	Jason Wilson	LW	Owen Sound, OHL
6/157	Jesper Fast	RW	HV 71 Jr., SWE-JR
7/190	Randy McNaught	RW	Saskatoon, WHL

## 2011

at St. Paul, June 24-25

ROUND OVERALL	NAME	POS.	TEAM, LEAGUE
1/15	JT Miller	C	USA U-18, USNTDP
3/72	Steven Fogarty	C	Edina High, HIGH-MN
4/106	Michael St. Croix	C	Edmonton, WHL
5/134	Shane McColgan	RW	Kelowna, WHL
5/136	Samuel Noreau	D	Baie Comeau, QMJHL
6/172	Peter Ceresnak	D	Trencin Jr., Slovakia-Jr.

## 2012

at Pittsburgh, June 22-23

ROUND OVERALL	NAME	POS.	TEAM, LEAGUE
1/28	Brady Skjei	D	USA U-18, USNTDP
2/59	Boo Nieves	C	Kent School, HIGH-CT
4/119	Calle Andersson	D	Farjestad Jr., SWE-JR
5/142	Thomas Spelling	RW	Herning, Denmark

## 2013

at Newark, June 30

ROUND OVERALL	NAME	POS.	TEAM, LEAGUE
3/65	Adam Tambellini	C	Surrey, BCHL
3/75	Pavel Buchnevich	RW	Cheropovets, RUS-JR
3/80	Anthony Duclair	LW	Quebec, QMJHL
4/110	Ryan Graves	D	PEI, QMJHL
6/170	Mackenzie Skapski	G	Kootenay, WHL

## 2014

at Philadelphia, June 27-28

ROUND OVERALL	NAME	POS.	TEAM, LEAGUE
2/59	Brandon Halverson	G	Sault Ste. Marie, OHL
3/85	Keegan Iverson	RW	Portland, WHL
4/104	Ryan Mantha	D	Indiana, USHL
4/118	Igor Shesterkin	G	MHK Spartak, Russia-Jr.
5/122	Richard Nejezchleb	LW	Brandon, WHL
5/140	Daniel Walcott	D	Blainville-Boisbriand, QMJHL
5/142	Tyler Nanne	D	Edina High, HIGH-MN

## 2015

at Florida, June 26-27

ROUND OVERALL	NAME	POS.	TEAM, LEAGUE
2/41	Ryan Gropp	LW	Seattle, WHL
3/62	Robin Kovacs	RW	AIK, Allsvenskan
3/79	Sergey Zhovner	D	Regina, WHL
3/89	Aleksii Saarel	C	Assat, Liiga
4/113	Brad Morrison	C	Prince George, WHL
4/119	Daniel Bernhardt	RW	Djurgardens Jr., SuperElite
7/184	Adam Huska	G	Green Bay, USHL

## 2016

at Buffalo, June 24-25

ROUND OVERALL	NAME	POS.	TEAM, LEAGUE
3/81	Sean Day	D	Mississauga, OHL
4/98	Tarmo Reunanen	D	TPS Jr., Jr. Liiga
5/141	Tim Gettinger	LW	Sault Ste. Marie, OHL

6/171	Gabriel Fontaine	C	Rouyn-Noranda, QMJHL
6/174	Tyler Wall	G	Leamington, GOJHL
7/201	Ty Ronning	RW	Vancouver, WHL

## 2017

at Chicago, June 23-24

ROUND OVERALL	NAME	POS.	TEAM, LEAGUE
1/7	Lias Andersson	C	HV71, SHL
1/21	Filip Chytil	C	Zlin, Czech Extraliga
4/123	Brandon Crowley	D	London, OHL
5/145	Calle Sjalin	D	Ostersund, HockeyEttan
6/157	Dominik Lakatos	C	Liberec, Czech Extraliga
6/174	Morgan Barron	C	St. Andrew's College, CISAA
7/207	Patrik Virta	C	TPS, Liiga

## 2018

at Dallas, June 22-23

ROUND OVERALL	NAME	POS.	TEAM, LEAGUE
1/9	Vitali Kravtsov	RW	Traktor Chelyabinsk, KHL
1/28	K'Andre Miller	D	USA U-18, USNTDP
1/28	Nils Lundkvist	D	Lulea, SHL
2/39	Olof Lindborg	G	Djurgardens Jr., SuperElite
3/70	Jacob Ragnarsson	D	Almtuna IS, Allsvenskan
3/88	Joey Keane	D	Barrie, OHL
4/101	Nico Gross	D	Oshawa, OHL
5/132	Lauri Pajuniemi	RW	TPS, Liiga
6/163	Simon Kjellberg	D	Rogle Jr., SuperElite
7/216	Riley Hughes	RW	St. Sebastian's School, HIGH-MA

## 2019

at Vancouver, June 21-22

ROUND OVERALL	NAME	POS.	TEAM, LEAGUE
1/2	Kaapo Kakko	RW	TPS, Liiga
2/49	Matthew Robertson	D	Edmonton, WHL
2/58	Karl Henriksson	C	Frolunda Jr., SuperElite
3/68	Zac Jones	D	Tri-City, USHL
4/112	Hunter Skinner	D	Lincoln, USHL
5/130	Leevi Aaltonen	RW	KalPa Jr., Jr. Liiga
6/161	Adam Edstrom	C	Mora Jr., SuperElite
7/205	Eric Ciccolini	RW	Toronto Jr. Canadiens, OJHL

## 2020

Virtual Draft\*, October 6-7

\*Draft was done virtually due to COVID-19 pandemic

ROUND OVERALL	NAME	POS.	TEAM, LEAGUE
1/1	Alexis Lafreniere	LW	Rimouski, QMJHL
1/19	Braden Schneider	D	Brandon, WHL
2/60	Will Cuyile	LW	Windsor, OHL
3/92	Oliver Tarnstrom	C	AIK Jr., SuperElite
4/103	Dylan Garand	G	Kamloops, WHL
5/127	Evan Vierling	C	Barrie, OHL
5/134	Brett Berard	C	USA U-18, USNTDP
6/165	Matt Rempe	C	Seattle, WHL
7/197	Hugo Ollas	G	Linkoping Jr., SuperElite

## 2021

Virtual Draft\*, July 23-24

\*Draft was done virtually due to COVID-19 pandemic

ROUND OVERALL	NAME	POS.	TEAM, LEAGUE
1/16	Brennan Othmann	LW	Flint, OHL
3/65	Jayden Grubbe	C	Red Deer, WHL
3/75	Ryder Korczak	C	Moose Jaw, WHL
4/104	Brody Lamb	RW	Dodge County, HIGH-MN
4/106	Kalle Vaisanen	LW	TPS Jr., Jr. Liiga
4/112	Talyn Boyko	G	Tri-City, WHL
5/144	Jaroslav Chmelar	RW	Jokerit U18, FIN-U18
7/208	Hank Kempf	D	Muskegon, USHL

## 2022

at Montreal, July 7-8

ROUND OVERALL	NAME	POS.	TEAM, LEAGUE
2/63	Adam Sykora	LW	Nitra, SLOVAKIA
3/97	Ryosuke McComick-Barker	C	Sault Ste. Marie, OHL
4/111	Noah Laba	C	Lincoln, USHL
5/159	Victor Mancini	D	Nebraska-Omaha, NCHC
5/161	Maxim Barbashev	LW	Moncton, QMJHL
6/191	Zakary Karpa	C	Harvard U., ECAC

## 2023

at Nashville, June 28-29

ROUND OVERALL	NAME	POS.	TEAM, LEAGUE
1/23	Gabe Perreault	RW	USA U-18, USNTDP
3/90	Drew Fortescue	D	USA U-18, USNTDP
5/152	Rasmus Larsson	D	Vasteras, Sweden Jr.
6/178	Dylan Roobroek	C	Oshawa, OHL
6/183	Ty Henricks	LW	Muskegon, USHL

## 2024

at Vegas, June 28-29

ROUND OVERALL	NAME	POS.	TEAM, LEAGUE
1/30	EJ Emery	D	USA U-18, USNTDP
4/119	Raoul Bolland	C	Sherbrooke, QMJHL
5/159	Nathan Aspinall	LW	Flint, OHL
6/191	Rico Gredig	LW/C	Davos, Swiss

# MOST COMMON SURNAMES

NAME	#	RANGERS PLAYERS WITH NAME
Smith	7	Clint (1936-37 - 1942-43), Stan (1939-40 - 1940-41), Don (1949-50), Floyd (1960-61), Dallas (1977-78), Geoff (1997-98 - 1998-99), Brendan (2016-17 - 2020-21)
Miller	6	Joe (1927-28), Warren (1979-80), Kelly (1984-85 - 1986-87), Kevin (1988-89 - 1990-91), J.T. (2012-13 - 2017-18), K'Andre (2020-21-2023-24)
Bell	5	Joe (1942-43; 1946-47), Harry "Huddy" (1946-47), Gordie (1955-56), Bruce (1987-88), Brendan (2011-12)
Brown	5	Stan (1926-27), Harold "Hal" (1945-46), Arnie (1964-65 - 1970-71), Larry (1969-70 - 1970-71), Brad (2000-01)
Patrick	5	Lester (1926-27 - 1927-28), Lynn (1934-35 - 1942-43; 1945-46), Muzz (1937-38 - 1940-41; 1945-46), James (1983-84 - 1993-94), Stephen (1984-85 - 1985-86)
Taylor	5	Ralph (1929-30), Bill Sr. (1947-48), Ted (1964-65 - 1965-66), Bill Jr. (1964-65), Tim (1999-00 - 2000-01)
Wilson	5	Johnny (1960-61 - 1961-62), Bert (1973-74 - 1974-75), Dunc (1974-75 - 1975-76), Carey (1988-89 - 1989-90), Mike (2002-03)
Johnson	4	Ivan "Ching" (1926-27 - 1936-37), Jim (1964-65 - 1966-67), Chad (2009-10 - 2010-11), Jack (2020-21)
Scott	4	Laurie (1927-28), Ron (1983-84; 1985-86 - 1987-88), Richard (2001-02; 2003-04), John (2011-12)
Andersson	3	Kent-Erik (1982-83 - 1983-84), Peter (1992-93 - 1993-94), Lias (2017-18 - 2019-20)
Blackburn	3	Bob (1968-69), Don (1969-70 - 1970-71), Dan (2001-02 - 2002-03)
Conacher	3	Jim (1951-52 - 1952-53), Charles "Pete" (1954-55 - 1955-56), Pat (1979-80; 1982-83)
Cullen	3	Brian (1959-60, 1960-61), Ray (1965-66), Matt (2006-07)
Ferraro	3	Ray (1995-96), Peter (1995-96 - 1996-97; 1997-98), Chris (1995-96 - 1996-97)
Hextall	3	Bryan Sr. (1936-37 - 1943-44; 1945-46 - 1947-48), Bryan Jr. (1962-63), Dennis (1967-68 - 1968-69)
Jackson	3	Percy (1934-35), Don (1986-87), Jeff (1986-87)
MacDonald	3	Kilby (1939-40 - 1940-41; 1943-44 - 1944-45), Parker (1956-57 - 1957-58; 1959-60), Jason (2003-04)
McDonald	3	Bucko (1943-44 - 1944-45), Jack (1943-44), Robert (1943-44)
Moore	3	Dominic (2003-04 - 2005-06; 2013-14 - 2015-16), Greg (2007-08), John (2012-13 - 2014-15)
Samuelsson	3	Kjell (1985-86 - 1986-87), Ulf (1995-96 - 1998-99), Mikael (2001-02 - 2002-03)
Ward	3	Dixon (2002-03), Jason (2005-06 - 2006-07), Aaron (2006-07)
Allen	2	George (1938-39), Conor (2013-14 - 2014-15)
Anderson	2	Lorne (1951-52), Glenn (1993-94)
Backman	2	Mike (1981-82 - 1983-84), Christian (2007-08)
Baker	2	Steve (1979-80 - 1982-83), Bill (1982-83)
Bathgate	2	Andy (1952-53 - 1963-64), Frank (1952-53)
Beck	2	Barry (1979-80 - 1985-86), Taylor (2016-17)
Bennett	2	Curt (1972-73), Rick (1989-90 - 1991-92)
Bentley	2	Max (1953-54), Doug (1953-54)
Bouchard	2	Dick (1954-55), Joel (2002-03; 2003-04)
Bourque	2	Phil (1992-93 - 1993-94), Ryan (2014-15)
Boyle	2	Brian (2009-10 - 2013-14), Dan (2014-15 - 2015-16)
Brennan	2	Doug (1931-32 - 1933-34), Rich (1998-99)
Burns	2	Norm (1941-42), Gary (1980-81 - 1981-82)
Byers	2	Jerry (1977-78), Dane (2007-08; 2009-10)
Carr	2	Lorne (1933-34), Gene (1971-72 - 1973-74)
Colville	2	Mac (1935-36 - 1941-42; 1945-46 - 1946-47), Neil (1935-36 - 1941-42; 1944-45 - 1948-49)
Cook	2	Bill (1926-27 - 1936-37), Fred "Bun" (1926-27 - 1935-36)
Cooper	2	Joe (1935-36 - 1937-38; 1946-47), Hal (1944-45)
Davidson	2	Gordon (1942-43 - 1943-44), John (1975-76 - 1982-83)
DeMarco	2	Ab Sr. (1943-44 - 1946-47), Ab Jr. (1969-70 - 1972-73)
Dillon	2	Cecil (1930-31 - 1938-39), Wayne (1975-76 - 1977-78)
Dupont	2	Andre (1970-71), Brodie (2010-11)
Erixon	2	Jan (1983-84 - 1992-93), Tim (2011-12)
Foster	2	Harry "Yip" (1929-30), Herb (1940-41; 1947-48)
Fraser	2	Archie (1943-44), Scott (1998-99)
Gauthier	2	Fern (1943-44), Julien (2019-20 - 2021-22)
Gilbert	2	Rod (1960-61 - 1977-78), Greg (1993-94)
Goldsworthy	2	Leroy (1929-30), Bill (1976-77 - 1977-78)
Gratton	2	Norm (1971-72), Gilles (1976-77)
Green	2	Josh (2002-03; 2003-04), Mike (2003-04)


## MOST COMMON SURNAMES

NAME	#	RANGERS PLAYERS WITH NAME
Hall	2	Wayne (1960-61), Adam (2006-07)
Harvey	2	Doug (1961-62 - 1963-64), Todd (1998-99 - 1999-00)
Henry	2	Jim (1941-42; 1945-46 - 1947-48), Camille (1953-54 - 1954-55; 1956-57 - 1964-65; 1967-68)
Hickey	2	Pat (1975-76 - 1979-80; 1981-82), Greg (1977-78)
Hiller	2	Dutch (1937-38 - 1940-41; 1943-44), Jim (1993-94)
Holland	2	Jerry (1974-75 - 1975-76), Peter (2017-18)
Howell	2	Harry (1952-53 - 1968-69), Ron (1954-55 - 1955-56)
Jensen	2	Chris (1985-86 - 1987-88), Nicklas (2016-17)
Jones	2	Bob (1968-69), Zac (2020-21-2023-24)
Kerr	2	Dave (1934-35 - 1940-41), Tim (1991-92)
King	2	Kris (1989-90 - 1992-93), Steven (1992-93)
Kyle	2	Gus (1949-50 - 1950-51), Bill (1949-50 - 1950-51)
Lacroix	2	Daniel (1993-94; 1994-95 - 1995-96), Eric (1998-99 - 2000-01)
Lafreniere	2	Jason (1988-89), Alexis (2020-21-2021-22)
Larose	2	Claude (1979-80; 1981-82), Cory (2003-04)
Larouche	2	Pierre (1983-84 - 1987-88), Steve (1995-96)
Lemieux	2	Real (1969-70; 1973-74), Brendan (2018-19 - 2020-21)
Lowe	2	Norm "Odie" (1949-50), Kevin (1992-93 - 1995-96)
Maloney	2	Dave (1974-75 - 1984-85), Don (1978-79 - 1988-89)
Marshall	2	Don (1963-64 - 1969-70), Bert (1972-73)
McCarthy	2	Dan (1980-81), Sandy (2000-01 - 2002-03; 2003-04)
McDonagh	2	Bill (1949-50), Ryan (2010-11 - 2017-18)
McLeod	2	Jackie (1949-50 - 1952-53; 1954-55), Cody (2017-18 - 2018-19)
Messier	2	Mark (1991-92 - 1996-97; 2000-01 - 2003-04), Joby (1992-93 - 1994-95)
Morris	2	Moe (1948-49), Derek (2008-09)
Morrison	2	Jim (1960-61), Mark (1981-82; 1983-84)
Murdoch	2	Murray (1926-27 - 1936-37), Don (1976-77 - 1979-80)
Murphy	2	Ron (1952-53 - 1956-57), Mike (1972-73 - 1973-74)
Murray	2	Rem (2001-02 - 2002-03), Garth (2003-04)
Nemeth	2	Steve (1987-88), Patrik (2021-22)
Paille	2	Marcel (1957-58 - 1962-63; 1964-65), Daniel (2015-16)
Peters	2	Frank (1930-31), Garry (1965-66)
Plante	2	Jacques (1963-64 - 1964-65), Pierre (1978-79)
Price	2	Noel (1959-60 - 1960-61), Pat (1986-87)
Reise	2	Leo Sr. (1929-30), Leo Jr. (1952-53 - 1953-54)
Richards	2	Brad (2011-12 - 2013-14), Justin (2020-21)
Richter	2	Mike (1988-89 - 2002-03), Barry (1995-96)
Ridley	2	Curt (1974-75), Mike (1985-86 - 1986-87)
Robitaille	2	Mike (1969-70 - 1970-71), Luc (1995-96 - 1996-97)
Rochefort	2	Leon (1960-61; 1962-63), Normand (1988-89 - 1991-92)
Rupp	2	Duane (1962-63), Mike (2011-12 - 2012-13)
Shack	2	Joe (1942-43; 1944-45), Eddie (1958-59 - 1960-61)
Sheppard	2	Ray (1990-91), James (2014-15)
Staal	2	Marc (2007-08 - 2019-20), Eric (2015-16)
Stewart	2	Gayle (1951-52 - 1952-53), Ron (1967-68 - 1971-72; 1971-72 - 1972-73)
Sundstrom	2	Peter (1983-84 - 1985-86), Niklas (1995-96 - 1998-99)
Sweeney	2	Bill (1959-60), Tim (1997-98)
Thomas	2	Wayne (1977-78 - 1980-81), Christian (2012-13)
Ulmer	2	Jeff (2000-01), Layne (2003-04)
Warwick	2	Grant (1941-42 - 1947-48), Billy (1942-43 - 1943-44)
White	2	Sherman (1946-47; 1949-50), Todd (2010-11)
Williams	2	Tom (1971-72 - 1973-74), Jeremy (2010-11)
York	2	Harry (1997-98 - 1998-99), Mike (1999-00 - 2001-02)

## FATHERS/SONS WHO PLAYED WITH THE RANGERS

FATHER	SEASON(S) PLAYED WITH RANGERS	SON	SEASON(S) PLAYED WITH RANGERS
Ab DeMarco Sr.	1943-44 - 1946-47	Ab DeMarco Jr.	1969-70 - 1972-73
Jan Erixon	1983-84 - 1992-93	Tim Erixon	2011-12
Bryan Hextall Sr.	1936-37 - 1943-44; 1945-46 - 1947-48	Bryan Hextall Jr.	1962-63
Bryan Hextall Sr.	1936-37 - 1943-44; 1945-46 - 1947-48	Dennis Hextall	1967-68 - 1968-69
Lester Patrick*	1926-27 - 1927-28	Lynn Patrick*	1934-35 - 1942-43; 1945-46
Lester Patrick*	1926-27 - 1927-28	Muzz Patrick*	1937-38 - 1940-41; 1945-46
Leo Reise Sr.	1929-30	Leo Reise Jr.	1952-53 - 1953-54
Bill Taylor Sr.	1947-48	Bill Taylor Jr.	1964-65

*\*Note - Lester also coached Lynn and Muzz when he was the Rangers' Head Coach; he coached Lynn from 1934-35 - 1938-39 and Muzz from 1937-38 - 1938-39*



Lester Patrick (center) with sons Lynn (left) and Muzz (right).

## BROTHERS WHO PLAYED WITH THE RANGERS

BROTHERS	SEASON(S) PLAYED TOGETHER
Andy Bathgate and Frank Bathgate	1952-53
Joe Bell and Gordie Bell	Did not play on Rangers at same time
Max Bentley and Doug Bentley	1953-54
Mac Colville and Neil Colville	1936-37 - 1941-42; 1945-46 - 1946-47
Bill Cook and Fred "Bun" Cook	1926-27 - 1935-36
Brian Cullen and Ray Cullen	Did not play on Rangers at same time
Chris Ferraro and Peter Ferraro*	1995-96 - 1996-97
Gilles Gratton and Norm Gratton	Did not play on Rangers at same time
Bryan Hextall Jr. and Dennis Hextall	Did not play on Rangers at same time
Greg Hickey and Pat Hickey	1977-78
Harry Howell and Ron Howell	1954-55 - 1955-56
Bill Kyle and Gus Kyle	1949-50 - 1950-51
Dave Maloney and Don Maloney	1978-79 - 1984-85
Kelly Miller and Kevin Miller	Did not play on Rangers at same time
Lynn Patrick and Muzz Patrick	1937-38 - 1940-41; 1945-46
James Patrick and Stephen Patrick	1984-85 - 1985-86
Eric Staal and Marc Staal	2015-16
Billy Warwick and Grant Warwick	1942-43 - 1943-44

\* *Twin Brothers*



Brothers Bill Cook (left) and Fred "Bun" Cook (right) were members of the Rangers' inaugural team, teammates and linemates for 10 seasons with the Blueshirts, and were both inducted into the Hockey Hall of Fame. The Cook brothers helped the Rangers win the Stanley Cup twice during their tenure (1927-28 and 1932-33).

## ALL-TIME ALTERNATE AND SPECIAL EVENT JERSEYS

DATE	OPPONENT	SCORE	JERSEY WORN
1991-92			
10/3/91	at BOS	3-5	NHL 75th Anniversary
10/5/91	at MTL	2-1 (OT)	NHL 75th Anniversary
10/7/91	BOS	2-1 (OT)	NHL 75th Anniversary
10/11/91	at WSH	1-5	NHL 75th Anniversary
10/12/91	at HFD	2-5	NHL 75th Anniversary
10/19/91	at PIT	5-4	NHL 75th Anniversary
10/26/91	at QUE	5-3	NHL 75th Anniversary
1/22/92	at CGY	4-4	NHL 75th Anniversary
1/23/92	at EDM	3-1	NHL 75th Anniversary
1/28/92	at SJS	4-2	NHL 75th Anniversary
1/30/92	at LAK	4-1	NHL 75th Anniversary
2/1/92	at MNS	2-1	NHL 75th Anniversary
3/14/92	at STL	6-0	NHL 75th Anniversary
1992-93			
No Alternate or Special Event Jersey			
1993-94			
No Alternate or Special Event Jersey			
1994-95			
No Alternate or Special Event Jersey			
1995-96			
No Alternate or Special Event Jersey			
1996-97			
1/13/97	NYI	2-4	Liberty
1/25/97	at PIT	7-4	Liberty
2/1/97	at PHI	4-2	Liberty
2/8/97	at NYI	5-2	Liberty
2/17/97	NJD	2-2	Liberty
3/1/97	at DET	0-3	Liberty
3/12/97	WSH	3-2	Liberty
3/19/97	MTL	4-5	Liberty
4/3/97	BOS	5-4	Liberty
4/7/97	PHI	3-2	Liberty
4/20/97*	at FLA	3-0	Liberty
4/25/97*	at FLA	3-2 (OT)	Liberty
5/2/97*	at NJD	0-2	Liberty
5/4/97*	at NJD	2-0	Liberty
5/11/97*	at NJD	2-1 (OT)	Liberty
5/16/97*	at PHI	1-3	Liberty
5/18/97*	at PHI	5-4	Liberty
5/25/97*	at PHI	2-4	Liberty
* Playoff Game			
1997-98			
10/30/97	at NYI	3-5	Liberty
11/12/97	NJD	2-3	Liberty
11/30/97	FLA	1-1	Liberty
12/6/97	at MTL	3-3	Liberty
12/21/97	BUF	0-2	Liberty
1/6/98	CAR	4-2	Liberty
1/14/98	at NJD	1-4	Liberty
1/24/98	NJD	3-3	Liberty
2/26/98	at TOR	5-2	Liberty
3/12/98	at MTL	1-4	Liberty
3/14/98	at BOS	1-5	Liberty
3/22/98	at PHI	4-5 (OT)	Liberty
4/11/98	at DET	2-5	Liberty
4/15/98	NYI	4-2	Liberty

## ALL-TIME ALTERNATE AND SPECIAL EVENT JERSEYS

DATE	OPPONENT	SCORE	JERSEY WORN
1998-99			
10/16/98	NJD	1-2	White Liberty
10/24/98	at PHI	2-2	White Liberty
10/27/98	BUF	0-0	White Liberty
1/13/99	NYI	4-3 (OT)	White Liberty
1/16/99	at MTL	0-3	White Liberty
2/14/99	DET	2-4	White Liberty
2/19/99	PIT	6-1	White Liberty
2/28/99	PHI	6-5	White Liberty
3/15/99	WSH	1-1	White Liberty
3/27/99	at PHI	1-3	White Liberty
1999-00			
10/10/99	PHX	4-2	Liberty
10/17/99	ATL	4-1	Liberty
11/13/99	BOS	2-5	Liberty
12/1/99	at NJD	2-3	Liberty
12/23/99	at NYI	2-4	Liberty
1/15/00	at NYI	5-2	Liberty
1/24/00	at ATL	6-3	Liberty
2/11/00	BOS	5-2	Liberty
2/20/00	PHI	2-3	Liberty
3/3/00	FLA	4-2	Liberty
3/18/00	at PHI	3-2	Liberty
3/19/00	at PIT	4-5	Liberty
4/1/00	at BOS	2-2	Liberty
2000-01			
10/27/00	PIT	1-4	Liberty
11/12/00	PHX	0-2	Liberty
11/28/00	LAK	7-6	Liberty
12/8/00	BUF	5-2	Liberty
12/23/00	NSH	2-3 (OT)	Liberty
1/14/01	MIN	4-2	Liberty
1/29/01	ATL	2-7	Liberty
2/17/01	at TBL	5-4	Liberty
2/26/01	OTT	2-3	Liberty
3/4/01	at NSH	2-5	Liberty
3/19/01	WSH	6-3	Liberty
3/31/01	at NJD	4-3	Liberty
4/1/01	at ATL	4-2	Liberty
2001-02			
10/7/01	BUF	5-4 (OT)	Blue "New York" *
10/19/01	at ATL	4-3	Liberty
10/20/01	at TBL	2-5	Liberty
11/2/01	at CAR	2-3	Liberty
11/3/01	at FLA	5-3	Liberty
12/2/01	TBL	1-0	Liberty
12/10/01	CAR	3-4 (OT)	Liberty
12/15/01	BUF	4-2	Liberty
12/23/01	OTT	3-2	Liberty
1/26/02	WSH	6-3	Liberty
1/30/02	NYI	3-6	Liberty
2/10/02	PIT	4-3	Liberty
3/13/02	BOS	1-3	Liberty
3/16/02	at NJD	1-3	Liberty
3/25/02	at NYI	2-4	Liberty

*\* Rangers and Buffalo Sabres wore jerseys with "New York" on the front for the first regular season game at MSG after 9/11/01 terrorist attack*



## ALL-TIME ALTERNATE AND SPECIAL EVENT JERSEYS

DATE	OPPONENT	SCORE	JERSEY WORN
2002-03			
10/19/02	NSH	2-2	Liberty
11/23/02	NYI	1-3	Liberty
12/1/02	TBL	4-3	Liberty
12/6/02	BUF	1-4	Liberty
12/26/02	PIT	1-6	Liberty
1/4/03	WSH	2-2	Liberty
1/25/03	ATL	1-4	Liberty
2/5/03	OTT	3-5	Liberty
2/6/03	at STL	4-4	Liberty
2/8/03	at PHI	1-2	Liberty
3/3/03	NYI	1-1	Liberty
3/15/03	at NJD	1-3	Liberty
3/22/03	at PHI	2-1	Liberty
3/29/03	at BOS	3-1	Liberty
4/5/03	at MTL	4-5	Liberty
2003-04			
11/6/03	at CAR	3-6	Liberty
11/23/03	OTT	6-2	Liberty
12/7/03	TBL	2-3	Liberty
1/11/04	TBL	1-2 (OT)	Liberty
1/17/04	at MTL	2-2	Vintage 1970's Blue
1/19/04	at BOS	2-5	Vintage 1970's White
1/20/04	BOS	1-4	Vintage 1970's Blue
1/30/04	BUF	1-3	Liberty
1/31/04	at BUF	1-3	Liberty
2/2/04	VAN	4-3	Vintage 1970's Blue
2/16/04	OTT	1-4	Liberty
2/28/04	at NSH	1-2 (OT)	Liberty
3/4/04	at BOS	1-3	Vintage 1970's White
3/5/04	WSH	3-2	Liberty
3/9/04	at ATL	2-0	Liberty
3/30/04	at NJD	0-5	Liberty
2005-06			
10/15/05	ATL	5-1	Liberty
11/5/05	NJD	3-2 (SO)	Liberty
11/19/05	CAR	4-3	Liberty
11/26/05	WSH	3-2 (SO)	Liberty
12/1/05	PIT	2-1	Liberty
12/13/05	VAN	2-3	Liberty
12/22/05	TBL	4-2	Liberty
1/7/06	FLA	4-0	Liberty
1/28/06	PIT	7-1	Liberty
3/6/06	CAR	1-2	Liberty
3/12/06	ATL	2-3 (OT)	Liberty
3/27/06	BUF	5-4 (SO)	Liberty
4/6/06	NYI	3-1	Liberty

## ALL-TIME ALTERNATE AND SPECIAL EVENT JERSEYS

DATE	OPPONENT	SCORE	JERSEY WORN
2006-07			
10/25/06	FLA	2-4	Liberty
11/5/06	BUF	3-4 (OT)	Liberty
11/14/06	NJD	3-2	Liberty
11/19/06	TBL	4-1	Liberty
12/3/06	NYI	4-7	Liberty
12/17/06	NJD	1-6	Liberty
12/30/06	WSH	4-1	Liberty
1/4/07	PHI	3-2	Liberty
1/13/07	BOS	3-1	Liberty
1/20/07	ATL	1-3	Liberty
2/17/07	PHI	3-5	Liberty
2/24/07	CBJ	2-3	Liberty
3/5/07	NYI	2-1 (SO)	Liberty
3/11/07	CAR	2-1 (SO)	Liberty
3/19/07	PIT	2-1	Liberty
2007-08			
No Alternate or Special Event Jersey			
2008-09			
No Alternate or Special Event Jersey			
2009-10			
No Alternate or Special Event Jersey			
2010-11			
11/17/10	BOS	2-3	Heritage
12/5/10	OTT	1-3	Heritage
12/12/10	WSH	7-0	Heritage
1/11/11	MTL	1-2	Heritage
1/16/11	PHI	2-3	Heritage
1/19/11	TOR	7-0	Heritage
2/7/11	at DET	2-3	Heritage
2/13/11	PIT	5-3	Heritage
2/20/11	PHI	2-4	Heritage
2/27/11	TBL	1-2	Heritage
3/18/11	MTL	6-3	Heritage
4/4/11	BOS	5-3	Heritage
2011-12			
11/5/11	MTL	5-3	Heritage
11/6/11	WPG	3-0	Heritage
11/26/11	PHI	2-0	Heritage
12/11/11	FLA	6-1	Heritage
1/2/12*	at PHI	3-2	2012 Winter Classic
2/5/12	PHI	5-2	2012 Winter Classic
2/12/12	WSH	3-2	Heritage
2/16/12	CHI	2-4	Heritage
2/19/12	CBJ	3-2 (OT)	Heritage
3/4/12	BOS	4-3	Heritage
3/11/12	NYI	4-3 (OT)	Heritage
3/21/12	DET	2-1 (OT)	Heritage
3/30/12	MTL	4-1	Heritage
4/1/12	BOS	1-2	Heritage

\* 2012 Winter Classic at Citizens Bank Park in Philadelphia

## ALL-TIME ALTERNATE AND SPECIAL EVENT JERSEYS

DATE	OPPONENT	SCORE	JERSEY WORN
2012-13			
1/23/13	BOS	4-3 (OT)	Heritage
1/26/13	TOR	5-2	Heritage
2/10/13	TBL	5-1	Heritage
2/17/13	WSH	2-1	Heritage
2/19/13	MTL	1-3	Heritage
3/3/13	BUF	3-2 (SO)	Heritage
3/24/13	WSH	2-3 (SO)	Heritage
4/10/13	TOR	3-2 (SO)	Heritage
4/21/13	NJD	4-1	Heritage
2013-14			
11/2/13	CAR	5-1	Heritage
11/19/13	BOS	1-2	Heritage
11/30/13	VAN	5-2	Heritage
12/7/13	NJD	3-4 (OT)	Heritage
12/23/13	TOR	2-1 (SO)	Heritage
1/16/14	DET	1-0	Heritage
1/26/14*	at NJD	7-3	2014 Stadium Series
1/29/14*	at NYI	2-1	2014 Stadium Series
1/31/14	NYI	4-1	2014 Stadium Series
2/27/14	CHI	2-1	Heritage
3/2/14	BOS	3-6	Heritage
3/5/14	TOR	2-3 (OT)	Heritage
3/9/14	DET	3-0	Heritage
4/5/14	OTT	2-3	Heritage
<i>* 2014 Stadium Series at Yankee Stadium</i>			
2014-15			
11/1/14	WPG	0-1 (SO)	Heritage
11/5/14	DET	4-3 (OT)	Heritage
11/23/14	MTL	5-0	Heritage
11/29/14	PHI	5-2	Heritage
12/27/14	NJD	3-1	Heritage
1/3/15	BUF	6-1	Heritage
1/29/15	MTL	0-1	Heritage
1/31/15	CAR	4-1	Heritage
2/4/15	BOS	3-2	Heritage
3/18/15	CHI	0-1	Heritage
4/4/15	NJD	6-1	Heritage
2015-16			
10/18/15	NJD	1-2 (OT)	Heritage
10/30/15	TOR	3-1	Heritage
11/25/15	MTL	1-5	Heritage
11/28/15	PHI	0-3	Heritage
1/9/16	WSH	3-4 (OT)	Heritage
1/11/16	BOS	2-1	Heritage
2/17/16	CHI	3-5	Heritage
2/21/16	DET	1-0 (OT)	Heritage
3/13/16	PIT	3-5	Heritage
3/23/16	BOS	5-2	Heritage
4/9/16	DET	3-2	Heritage

## ALL-TIME ALTERNATE AND SPECIAL EVENT JERSEYS

DATE	OPPONENT	SCORE	JERSEY WORN
2016-17			
10/19/16	DET	1-2	Heritage
10/26/16	BOS	5-2	Heritage
12/3/16	CAR	4-2	Heritage
12/13/16	CHI	1-2	Heritage
12/23/16	MIN	4-7	Heritage
1/13/17	TOR	2-4	Heritage
2/11/17	COL	4-2	Heritage
2/21/17	MTL	2-3 (SO)	Heritage
3/4/17	MTL	1-4	Heritage
3/17/17	FLA	3-4 (SO)	Heritage
3/31/17	PIT	3-4 (SO)	Heritage
2017-18			
1/1/18*	at BUF	3-2 (OT)	2018 Winter Classic
2/1/18	TOR	0-4	2018 Winter Classic
2/7/18	BOS	1-6	2018 Winter Classic
<i>* 2018 Winter Classic at Citi Field</i>			
2018-19			
No Alternate or Special Event Jersey			
2019-20			
No Alternate or Special Event Jersey			
2020-21			
2/4/21	WSH	4-2	Reverse Retro
2/8/21	NYI	0-2	Reverse Retro
2/28/21	BOS	1-4	Reverse Retro
3/17/21	PHI	9-0	Reverse Retro
4/8/21	PIT	2-5	Reverse Retro
4/15/21	NJD	4-0	Reverse Retro
2021-22			
No Alternate or Special Event Jersey			
2022-23			
11/3/22	BOS	2-5	Reverse Retro
11/8/22	NYI	3-4	Reverse Retro
11/26/22	EDM	3-4	Reverse Retro
12/3/22	CHI	2-5	Reverse Retro
12/15/22	TOR	3-1	Reverse Retro
12/27/22	WSH	0-4	Reverse Retro
1/15/23	MTL	1-2	Reverse Retro
1/27/23	VGK	4-1	Reverse Retro
2023-24			
12/10/23	LAK	4-1	Third Jersey
12/15/23	ANA	5-1	Third Jersey
12/23/23	BUF	4-3 (OT)	Third Jersey
1/14/24	WSH	2-1	Third Jersey
1/26/24	VGK	2-5	Third Jersey
2/7/24	TBL	3-1	Third Jersey
2/18/24	at NYI*	6-5 (OT)	Stadium Series
3/9/24	STL	4-0	Third Jersey
3/17/24	NYI	5-2	Third Jersey
3/23/24	FLA	4-3 (SO)	Third Jersey
4/3/24	NJD	4-3	Third Jersey

\*2024 Stadium Series at MetLife Stadium in NJ

## WEARING HOME JERSEY ON THE ROAD / ROAD JERSEY AT HOME (SINCE 1991-92)

DATE	OPPONENT	SCORE	HOME/AWAY	JERSEY WORN	ADDITIONAL NOTES
1991-92					
2/5/92	PIT	4-3	Home	Road Blue	
2/7/92	at WSH	2-6	Away	Home White	
2/9/92	DET	5-5	Home	Road Blue	
2/12/92	VAN	5-2	Home	Road Blue	
2/14/92	NYI	9-2	Home	Road Blue	
2/16/92	at NJD	2-4	Away	Home White	
2/17/92	VAN	3-3	Home	Road Blue	
2/20/92	at NYI	2-6	Away	Home White	
2/21/92	MNS	5-4	Home	Road Blue	
2/23/92	PHI	2-1 (OT)	Home	Road Blue	
3/1/92	HFD	9-4	Home	Road Blue	
3/2/92	at NJD	7-1	Away	Home White	
3/4/92	NJD	4-5	Home	Road Blue	
3/7/92	at PHI	4-5	Away	Home White	
3/9/92	WSH	2-5	Home	Road Blue	
3/11/92	CHI	7-1	Home	Road Blue	
3/16/92	MTL	4-1	Home	Road Blue	
3/18/92	NYI	1-1	Home	Road Blue	
3/20/92	at DET	4-2	Away	Home White	
3/22/92	NJD	6-3	Home	Road Blue	
3/24/92	at PHI	4-3	Away	Home White	
3/25/92	PHI	4-1	Home	Road Blue	
3/28/92	at NYI	1-4	Away	Home White	
4/15/92	at TOR	2-4	Away	Home White	
4/16/92	PIT	7-1	Home	Road Blue	
<i>Note - for the second half of the 1991-92 season, NHL teams wore their home uniforms on the road and their road uniforms at home as part of the league's 75th Anniversary Celebration</i>					
1992-93					
12/9/92	TBL	6-5	Home	Road Blue	Neutral Site Game in Miami
1993-94					
10/30/93	at HFD	4-1	Away	Home White	
1994-95					
None					
1995-96					
3/16/96	at MTL	2-4	Away	Home White	First All-Time Game at Molson Centre
3/24/96	PIT	2-8	Home	Road Blue	
4/14/96	at FLA	1-5	Away	Home White	
1996-97					
12/21/96	at MTL	3-2 (OT)	Away	Home White	
2/15/97	at CHI	0-2	Away	Home White	
1997-98					
1/20/98	STL	3-1	Home	Road Blue	
3/4/98	at FLA	4-3	Away	Home White	
4/14/98	at WSH	1-3	Away	Home White	
4/18/98	at PHI	2-1	Away	Home White	
1998-99					
11/11/98	at FLA	1-4	Away	Home White	
12/7/98	TOR	6-2	Home	Road Blue	
1/7/99	at WSH	1-5	Away	Home White	
4/18/99	PIT	1-2 (OT)	Home	Road Blue	Wayne Gretzky's Final NHL Game
1999-00					
2/16/00	at FLA	0-3	Away	Home White	
4/9/00	PHI	1-4	Home	Road Blue	Final Home Game of Season

## WEARING HOME JERSEY ON THE ROAD / ROAD JERSEY AT HOME (SINCE 1991-92)

DATE	OPPONENT	SCORE	HOME/AWAY	JERSEY WORN	ADDITIONAL NOTES
2000-01					
10/11/00	MTL	3-1	Home	Road Blue	Home Opener - 75th Anniversary Season
10/22/00	TBL	2-4	Home	Road Blue	
10/26/00	at PHI	0-3	Away	Home White	
11/24/00	at BUF	2-3	Away	Home White	
12/14/00	at LAK	5-5	Away	Home White	
1/13/01	at BOS	1-4	Away	Home White	
1/18/01	TOR	2-1 (OT)	Home	Road Blue	
2/9/01	at FLA	4-2	Away	Home White	
2/12/01	at CBJ	4-3	Away	Home White	
2/25/01	at PHI	1-2	Away	Home White	
3/14/01	at BUF	3-6	Away	Home White	
4/4/01	CAR	1-3	Home	Road Blue	Final Home Game of Season
2001-02					
10/13/01	at OTT	2-2	Away	Home White	
10/27/01	at BOS	2-1 (OT)	Away	Home White	
11/17/01	at PIT	0-1 (OT)	Away	Home White	
11/23/01	at WSH	2-6	Away	Home White	
3/7/02	at CHI	1-5	Away	Home White	
4/6/02	at BOS	6-4	Away	Home White	
4/10/02	TOR	2-7	Home	Road Blue	Final Home Game of Season
2002-03					
10/11/02	MTL	1-4	Home	Road Blue	Home Opener
10/17/02	at BUF	4-4	Away	Home White	
12/5/02	at PHI	2-3 (OT)	Away	Home White	
12/28/02	at FLA	2-1 (OT)	Away	Home White	
1/13/03	TOR	5-1	Home	Road Blue	
1/23/03	at NSH	4-2	Away	Home White	
2003-04*					
12/13/03	at TOR	1-3	Away	Home Blue	
2005-06					
1/10/06	CGY	4-2	Home	Road White	
2/11/06	at TOR	4-2	Away	Home Blue	
2006-07					
10/21/06	at TOR	5-4 (SO)	Away	Home Blue	
2007-08					
None					
2008-09					
11/1/08	at TOR	2-5	Away	Home Blue	
12/13/08	CAR	3-2 (SO)	Home	Road White	
2/6/09	at DAL	2-10	Away	Home Blue	
2009-10					
3/27/10	at TOR	2-3 (OT)	Away	Home Blue	
2010-11					
10/11/10	at NYI	4-6	Away	Home Blue	
10/21/10	at TOR	2-1	Away	Home Blue	
3/6/11	PHI	7-0	Home	Road White	
2011-12					
12/5/11	TOR	2-4	Home	Road White	
2012-13					
None					
2013-14					
None					
2014-15					
11/19/14	PHI	2-0	Home	Road White	
12/8/14	PIT	4-3 (OT)	Home	Road White	

## WEARING HOME JERSEY ON THE ROAD / ROAD JERSEY AT HOME (SINCE 1991-92)

DATE	OPPONENT	SCORE	HOME/AWAY	JERSEY WORN	ADDITIONAL NOTES
2015-16					
12/22/15	ANA	3-2 (OT)	Home	Road White	
2/14/16	PHI	3-1	Home	Road White	
3/8/16	at BUF	4-2	Away	Home Blue	
2016-17					
11/25/16	at PHI	3-2	Away	Home Blue	
2017-18					
3/17/18	at STL	3-4 (OT)	Away	Home Blue	
2018-19					
12/18/18	ANA	3-1	Home	Road White	
1/31/19	at NJD	4-3	Away	Home Blue	
2/8/19	CAR	0-3	Home	Road White	1994 25th Anniversary Night
3/27/19	at BOS	3-6	Away	Home Blue	
2019-20					
11/30/19	at NJD	4-0	Away	Home Blue	
2021-22					
12/10/21	at BUF	2-1	Away	Home Blue	
3/19/22	at TBL	2-1	Away	Home Blue	
2022-23					
12/29/22	at TBL	1-2 (SO)	Away	Home Blue	
2023-24					
12/16/23	at BOS	2-1 (OT)	Away	Home Blue	
3/21/24	at BOS	5-2	Away	Home Blue	

*\* Beginning with the 2003-04 season, the Rangers' blue jersey became their home jersey and their white jersey became their road jersey*



## RANGERS CAPTAIN

On August 9, 2022, the New York Rangers named Trouba the 28th captain in franchise history. Trouba is the first Blueshirts captain since Ryan McDonagh (2014-15 – 2017-18) and the 12th defenseman in team history to be named captain. A respected voice in the locker room, what Trouba does off the ice is equally remarkable to his performances on the ice. His enthusiastic support of the Garden of Dreams Foundation (GDF) and Junior Rangers Youth Hockey has generated a lasting impact with many tri-state area children. His passion for making a difference in youth communities is consistently displayed with his participation in hockey clinics, Make-a-Wishes, and visits to local hospitals.



With Trouba's captaincy, the Rangers became the first franchise in NHL history to have four consecutive full-time American-born captains (Trouba, Ryan McDonagh, Ryan Callahan, Chris Drury).



## GAMES PLAYED AS RANGERS CAPTAIN

PLAYER	GAMES PLAYED AS RANGERS CAPTAIN
Mark Messier	697
Bill Cook	475
Bob Nevin	449
Barry Beck	307
George "Red" Sullivan	280
Ryan McDonagh	270
Kelly Kisio	233
Phil Esposito	220
Art Coulter	218
Vic Hadfield	218
Brian Leetch	208
Andy Bathgate	196
Chris Drury	182
Dave Maloney	180
Neil Colville	178
Ryan Callahan	166
Jaromir Jagr	164
Jacob Trouba	151
Ott Heller	140
Harry Howell	135
Don Raleigh	129
Allan Stanley	102
Frank Eddolls	88
Ron Greschner	78
Brad Park	78
Buddy O'Connor	66
Camille Henry	20
Walt Tkaczuk	20

*Note: does not include games in which a player wore the "C" but was not officially the team's captain (ex: games when Brian Leetch wore the "C" when Mark Messier was injured during the 2001-02 season are not included in Leetch's total number of games as the Rangers captain)*



Mark Messier has played more games as the captain of the Rangers than any other player in franchise history, and he is the only player who has had two different stints as captain in Rangers history. On July 13, 2000, upon signing with the Rangers, Messier began his second stint as Rangers captain, as Brian Leetch turned over the captaincy to Messier during a press conference at MSG (above).

## SEASONS AS RANGERS CAPTAIN

PLAYER	TOTAL SEASONS AS CAPTAIN	SEASON(S) AS CAPTAIN
Bill Cook	11	1926-27 - 1936-37
Mark Messier	10	1991-92 - 1996-97; 2000-01 - 2003-04
Bob Nevin	7	1964-65 - 1970-71
Barry Beck	6	1980-81 - 1985-86
Art Coulter	5	1937-38 - 1941-42
Neil Colville	4	1945-46 - 1948-49
George "Red" Sullivan	4	1957-58 - 1960-61
Kelly Kisio	4	1987-88 - 1990-91
Ryan McDonagh	4	2014-15 - 2017-18
Ott Heller	3	1942-43 - 1944-45
Allan Stanley	3	1951-52 - 1953-54
Andy Bathgate	3	1961-62 - 1963-64
Vic Hadfield	3	1971-72 - 1973-74
Phil Esposito	3	1975-76 - 1977-78
Dave Maloney	3	1978-79 - 1980-81
Brian Leetch	3	1997-98 - 1999-00
Chris Drury	3	2008-09 - 2010-11
Ryan Callahan	3	2011-12 - 2013-14
Frank Eddolls	2	1950-51 - 1951-52
Don Raleigh	2	1953-54 - 1954-55
Harry Howell	2	1955-56 - 1956-57
Camille Henry	2	1963-64 - 1964-65
Brad Park	2	1974-75 - 1975-76
Ron Greschner	2	1986-87 - 1987-88
Jaromir Jagr	2	2006-07 - 2007-08
Jacob Trouba	2	2022-23 - 2023-24
Buddy O'Connor	1	1949-50
Walt Tkaczuk	1	1980-81

## PLAYERS OTHER THAN CAPTAINS WHO HAVE WORN THE 'C' (SINCE 1991-92)

SEASON	PLAYER
1991-92	Mike Gartner (wore the 'C' for two games in the 1992 Playoffs when Mark Messier was injured)
1992-93	Mike Gartner (wore the 'C' for several games when Mark Messier was injured/out of the lineup)
1993-94	Adam Graves (wore the 'C' for seven games when Mark Messier was injured) Brian Leetch (wore the 'C' for one game when Mark Messier was injured - Mar. 22, 1994 at Calgary)
1994-95	Adam Graves (wore the 'C' for final two games of regular season when Mark Messier was injured)
1995-96	Adam Graves (wore the 'C' for several games when Mark Messier was injured)
1996-97	Wayne Gretzky (wore the 'C' for several games when Mark Messier was injured/out of the lineup)
1997-98	Adam Graves (wore the 'C' for two games when Brian Leetch was injured - Jan. 26 and Jan. 29, 1998) Wayne Gretzky (wore the 'C' for four games when Brian Leetch was injured - Apr. 5 - Apr. 14, 1998)
1999-00	Adam Graves (wore the 'C' for an extended period of time when Brian Leetch was injured)
2001-02	Brian Leetch (wore the 'C' for an extended period of time when Mark Messier was injured)



Although he was never officially named the Rangers' captain, Adam Graves wore the 'C' for over 50 games during his tenure with the Blueshirts when either Mark Messier or Brian Leetch was out of the lineup.

## CAPTAINS AND ALTERNATE CAPTAINS BY SEASON (SINCE 1985-86)

Note - NHL teams started having players wear an 'A' on their jersey as alternate captains in 1985-86 after not doing so for nearly a decade

SEASON	CAPTAIN	ALTERNATE CAPTAINS
1985-86	Barry Beck (Ron Greschner wore the 'C' at times throughout the season when Beck was injured)	Ron Greschner, Tom Laidlaw, Don Maloney, Bob Brooke
1986-87	Ron Greschner	Tom Laidlaw, Don Maloney, James Patrick (Willie Huber and Pierre Larouche also wore an 'A' at various points throughout the season)
1987-88	Ron Greschner/Kelly Kisio	Kelly Kisio (until he was named captain on Dec. 24, 1987), James Patrick, Don Maloney, David Shaw, Pierre Larouche, Jan Erixon
1988-89	Kelly Kisio	James Patrick, David Shaw, Don Maloney (traded during the season)
1989-90	Kelly Kisio	James Patrick, David Shaw
1990-91	Kelly Kisio (James Patrick and Mike Gartner each wore the 'C' at different times during the season when Kisio was injured for an extended period)	James Patrick, David Shaw (Bernie Nicholls, Mike Gartner, Jan Erixon, and Brian Leetch also wore an 'A' at various points during the season)
1991-92	Mark Messier	Brian Leetch, Mike Gartner
1992-93	Mark Messier	Brian Leetch, Mike Gartner
1993-94	Mark Messier	Brian Leetch, Adam Graves, Kevin Lowe, Steve Larmer (acquired during the season), Mike Gartner (traded during the season)
1994-95	Mark Messier	Brian Leetch, Adam Graves, Kevin Lowe, Steve Larmer
1995-96	Mark Messier	Brian Leetch, Adam Graves, Kevin Lowe
1996-97	Mark Messier	Brian Leetch, Adam Graves
1997-98	Brian Leetch	Adam Graves, Jeff Beukeboom, Mike Keane (traded during the season), Brian Skrudland (traded during the season)
1998-99	Brian Leetch	Adam Graves, Jeff Beukeboom
1999-00	Brian Leetch (Adam Graves wore the 'C' when Leetch was injured for an extended period of time during the season)	Adam Graves, Kevin Stevens (Theo Fleury also wore an 'A' at various points throughout the season)
2000-01	Mark Messier	Brian Leetch, Adam Graves

## CAPTAINS AND ALTERNATE CAPTAINS BY SEASON (SINCE 1985-86)

Note - NHL teams started having players wear an 'A' on their jersey as alternate captains in 1985-86 after not doing so for nearly a decade

SEASON	CAPTAIN	ALTERNATE CAPTAINS
2001-02	Mark Messier (Brian Leetch wore the 'C' when Messier was injured for an extended period)	Brian Leetch, Eric Lindros (Theo Fleury also wore an 'A' at various points throughout the season)
2002-03	Mark Messier	Brian Leetch, Eric Lindros
2003-04	Mark Messier	Brian Leetch (traded during the season), Eric Lindros, Petr Nedved (traded during the season), Alexei Kovalev (traded during the season), Jaromir Jagr (acquired during the season), Bobby Holik
2005-06	-	Jaromir Jagr, Darius Kasparaitis, Steve Rucchin
2006-07	Jaromir Jagr	Brendan Shanahan, Martin Straka
2007-08	Jaromir Jagr	Brendan Shanahan, Martin Straka
2008-09	Chris Drury	Scott Gomez, Markus Naslund
2009-10	Chris Drury	Vinny Prospal, Ryan Callahan, Michal Rozsival
2010-11	Chris Drury	Ryan Callahan, Marc Staal
2011-12	Ryan Callahan	Marc Staal, Brad Richards, Dan Girardi
2012-13	Ryan Callahan	Marc Staal, Brad Richards, Dan Girardi
2013-14	Ryan Callahan (traded during the season)	Marc Staal, Brad Richards, Dan Girardi
2014-15	Ryan McDonagh	Marc Staal, Dan Girardi, Derek Stepan, Martin St. Louis
2015-16	Ryan McDonagh	Marc Staal, Dan Girardi, Derek Stepan
2016-17	Ryan McDonagh	Marc Staal, Dan Girardi, Derek Stepan, Rick Nash
2017-18	Ryan McDonagh (traded during the season)	Marc Staal, Mats Zuccarello, Rick Nash (traded during the season); from February - April, Jesper Fast, Chris Kreider, and Mika Zibanejad rotated wearing an 'A'
2018-19	-	Marc Staal, Mika Zibanejad, Mats Zuccarello (traded during the season), Jesper Fast, Chris Kreider (Kevin Shattenkirk and Brady Skjei rotated wearing an 'A' for final month of the season)
2019-20	-	Marc Staal, Mika Zibanejad, Jesper Fast, Chris Kreider
2020-21	-	Chris Kreider, Artemi Panarin, Jacob Trouba, Mika Zibanejad
2021-22	-	Chris Kreider, Artemi Panarin, Jacob Trouba, Mika Zibanejad, Barclay Goodrow, Ryan Strome
2022-23	Jacob Trouba	Chris Kreider, Artemi Panarin, Mika Zibanejad, Barclay Goodrow
2023-24	Jacob Trouba	Chris Kreider, Artemi Panarin, Mika Zibanejad, Barclay Goodrow, Adam Fox

## ALL-TIME TRAINING CAMP LOCATIONS

SEASON	TRAINING CAMP LOCATION(S)
1926-27	Toronto, ON
1927-28	Springfield, MA / Toronto, ON *
1928-29	Springfield, MA
1929-30	Springfield, MA
1930-31	Toronto, ON / Springfield, MA
1931-32	Toronto, ON / Springfield, MA
1932-33	Lake Placid, NY / Springfield, MA
1933-34	Montreal, QC (Montreal Forum) / Kingston, ON
1934-35	Winnipeg, MB
1935-36	Winnipeg, MB
1936-37	Winnipeg, MB
1937-38	Winnipeg, MB
1938-39z	Winnipeg, MB
1939-40	Winnipeg, MB
1940-41	Winnipeg, MB
1941-42	Winnipeg, MB
1942-43	Winnipeg, MB
1943-44	Winnipeg, MB
1944-45	Winnipeg, MB
1945-46	Winnipeg, MB
1946-47	Winnipeg, MB
1947-48	Lake Placid, NY
1948-49	Lake Placid, NY
1949-50	Lake Placid, NY
1950-51	Lake Placid, NY
1951-52	Guelph, ON
1952-53	Guelph, ON
1953-54	Saskatoon, SK
1954-55	Kamloops, BC / Vancouver, BC
1955-56	Saskatoon, SK
1956-57	Providence, RI
1957-58	Providence, RI
1958-59	Niagara Falls, ON
1959-60	Niagara Falls, ON
1960-61	Kitchener, ON
1961-62	Guelph, ON
1962-63	Vancouver, BC
1963-64	Winnipeg, MB
1964-65	Winnipeg, MB
1965-66	Kingston, ON
1966-67	Kingston, ON
1967-68	Kitchener, ON
1968-69	Kitchener, ON
1969-70	Kitchener, ON
1970-71	Kitchener, ON
1971-72	Kitchener, ON
1972-73	Kitchener, ON
1973-74	Kitchener, ON

## ALL-TIME TRAINING CAMP LOCATIONS

SEASON	TRAINING CAMP LOCATION(S)
1974-75	Kitchener, ON
1975-76	Long Beach, NY (Nassau County Arena)
1976-77	Long Beach, NY (Nassau County Arena)
1977-78	Long Beach, NY (Nassau County Arena)
1978-79	Hawthorne, NY (Westchester Ice Skating Center)
1979-80	Richmond, VA (Richmond Coliseum)
1980-81	Rye, NY (Playland Ice Casino)
1981-82	Vierumaki, Finland / Rye, NY (Playland Ice Casino)
1982-83	Rye, NY (Playland Ice Casino)
1983-84	Rye, NY (Playland Ice Casino)
1984-85	Rye, NY (Playland Ice Casino)
1985-86	Rye, NY (Playland Ice Casino)
1986-87	Rye, NY (Playland Ice Casino)
1987-88	Rye, NY (Playland Ice Casino)
1988-89	Trois-Rivieres, QC
1989-90	Glens Falls, NY (Glens Falls Civic Center)
1990-91	Glens Falls, NY (Glens Falls Civic Center)
1991-92	Glens Falls, NY (Glens Falls Civic Center)
1992-93	Glens Falls, NY (Glens Falls Civic Center)
1993-94	London, England / Glens Falls, NY (Glens Falls Civic Center)
1994-95	Glens Falls, NY (Glens Falls Civic Center) / Rye, NY (Playland Ice Casino) **
1995-96	Burlington, VT (University of Vermont)
1996-97	Burlington, VT (University of Vermont)
1997-98	Burlington, VT (University of Vermont)
1998-99	Burlington, VT (University of Vermont)
1999-00	Burlington, VT (University of Vermont)
2000-01	Burlington, VT (University of Vermont)
2001-02	Rye, NY (Playland Ice Casino) ***
2002-03	Burlington, VT (University of Vermont)
2003-04	Burlington, VT (University of Vermont)
2005-06	Tarrytown, NY (MSG Training Center) / West Point, NY
2006-07	Tarrytown, NY (MSG Training Center) / Lake George, NY
2007-08	Tarrytown, NY (MSG Training Center) / West Point, NY
2008-09	Tarrytown, NY (MSG Training Center)
2009-10	Tarrytown, NY (MSG Training Center)
2010-11	Tarrytown, NY (MSG Training Center)
2011-12	Tarrytown, NY (MSG Training Center)
2012-13	Tarrytown, NY (MSG Training Center)
2013-14	Tarrytown, NY (MSG Training Center) / Banff, AB
2014-15	Tarrytown, NY (MSG Training Center)
2015-16	Tarrytown, NY (MSG Training Center)
2016-17	Tarrytown, NY (MSG Training Center)
2017-18	Tarrytown, NY (MSG Training Center)
2018-19	Tarrytown, NY (MSG Training Center)
2019-20	Tarrytown, NY (MSG Training Center)
2020-21	Tarrytown, NY (MSG Training Center)
2021-22	Tarrytown, NY (MSG Training Center)
2022-23	Tarrytown, NY (MSG Training Center)
2023-24	Tarrytown, NY (MSG Training Center)

\* Rink in Springfield flooded as part of huge flooding throughout New England, causing the end of Training Camp to take place in Toronto

\*\* Glens Falls in September of 1994; Rye in January of 1995

\*\*\* Training Camp moved from Madison Square Garden following terrorist attack on 9/11/01



## ALL-TIME PRE-SEASON GAMES

DATE	OPPONENT	SCORE	LOCATION	VENUE
		1926-27		
11/9/26	at London Panthers	6-0	Toronto, ON	Ravina Rink
11/11/26	at London Panthers	3-1	London, ON	London Arena
		1927-28		
<i>None - games originally scheduled against NY Americans in New Haven, CT were cancelled due to flood throughout New England</i>				
		1928-29		
11/4/28	at New Haven Eagles	4-3	New Haven, CT	New Haven Arena
		1929-30		
11/11/29	at Springfield Indians	5-0	Springfield, MA	Eastern States Coliseum
		1930-31		
11/9/30	at Providence Reds	11-2	Providence, RI	Rhode Island Auditorium
		1931-32		
10/28/31	at Springfield Indians	3-7	Oshawa, ON	Oshawa Arena
10/30/31	at London Tecumsehs	6-1	London, ON	London Arena
11/7/31	at Boston Cubs	3-0	Boston, MA	Boston Arena
		1932-33		
10/29/32	Springfield Indians	6-3	Lake Placid, NY	Olympic Arena
10/30/32	Springfield Indians	10-3	Lake Placid, NY	Olympic Arena
11/6/32	at Philadelphia Arrows	2-0	Philadelphia, PA	Philadelphia Arena
11/7/32	at Springfield Indians	2-1	Springfield, MA	Eastern States Arena
		1933-34		
10/29/33	Boston Bruins	6-3	Quebec City, QC	Quebec Arena
11/2/33	at Montreal Canadiens	3-0	Kingston, ON	Jock Harty Arena
11/4/33	at Montreal Maroons	3-1	Montreal, QC	Montreal Forum
		1934-35		
10/27/34	Montreal Maroons	2-2	Winnipeg, MB	Winnipeg Amphitheatre
10/30/34	Montreal Maroons	4-2	Winnipeg, MB	Winnipeg Amphitheatre
11/1/34	Montreal Maroons	6-4	Winnipeg, MB	Winnipeg Amphitheatre
11/3/34	Montreal Maroons	2-6	Winnipeg, MB	Winnipeg Amphitheatre
11/5/34	Montreal Maroons	5-5	St. Paul, MN	St. Paul Hippodrome
11/8/34	Montreal Maroons	0-4	Minneapolis, MN	Minneapolis Arena
		1935-36		
10/29/35	at Northwestern Hockey All-Stars	3-1	Calgary, AB	Victoria Arena
10/31/35	at Northwestern Hockey All-Stars	11-6	Calgary, AB	Victoria Arena
11/2/35	at Northwestern Hockey All-Stars	4-3	Calgary, AB	Victoria Arena
11/4/35	Montreal Maroons	3-1	Winnipeg, MB	Winnipeg Amphitheatre
11/6/35	Montreal Maroons	3-6	Winnipeg, MB	Winnipeg Amphitheatre
		1936-37		
10/30/36	Philadelphia Ramblers	8-3	Winnipeg, MB	Winnipeg Amphitheatre
11/2/36	Philadelphia Ramblers	7-2	Winnipeg, MB	Winnipeg Amphitheatre
		1937-38		
10/23/37	New York Americans	2-2	Calgary, AB	Victoria Arena
10/26/37	New York Americans	6-5 (OT)	Edmonton, AB	Edmonton Gardens
10/27/37	New York Americans	2-6	Calgary, AB	Victoria Arena
10/28/37	New York Americans	3-1	Edmonton, AB	Edmonton Gardens
10/30/37	at New York Americans	0-1	Saskatoon, SK	Saskatoon Arena
10/30/37	at New York Americans	1-1	Saskatoon, SK	Saskatoon Arena
11/1/37	New York Americans	3-4	Winnipeg, MB	Winnipeg Amphitheatre
		1938-39		
10/20/38	New York Americans	2-1 (OT)	Winnipeg, MB	Winnipeg Amphitheatre
10/22/38	at New York Americans	5-2	Saskatoon, SK	Saskatoon Arena
10/25/38	at New York Americans	7-0	Saskatoon, SK	Saskatoon Arena
10/27/38	New York Americans	8-4	Edmonton, AB	Edmonton Gardens
10/29/38	New York Americans	5-3	Edmonton, AB	Edmonton Gardens
10/31/38	New York Americans	4-3 (OT)	Winnipeg, MB	Winnipeg Amphitheatre
11/3/38	at St. Paul Saints	4-3	St. Paul, MN	St. Paul Hippodrome

## ALL-TIME PRE-SEASON GAMES

DATE	OPPONENT	SCORE	LOCATION	VENUE
1939-40				
10/20/39	at New York Americans	2-2	Port Arthur, ON	Port Arthur Arena
10/21/39	at New York Americans	3-2	Port Arthur, ON	Port Arthur Arena
10/23/39	New York Americans	4-2	Winnipeg, MB	Winnipeg Amphitheatre
10/24/39	New York Americans	5-2	Regina, SK	Queen City Gardens
10/28/39	New York Americans	0-2	Regina, SK	Queen City Gardens
10/30/39	New York Americans	1-3	Winnipeg, MB	Winnipeg Amphitheatre
1940-41				
10/19/40	New York Americans	5-2	Winnipeg, MB	Winnipeg Amphitheatre
10/22/40	New York Americans	2-5	Regina, SK	Queen City Gardens
10/24/40	New York Americans	7-1	Saskatoon, SK	Saskatoon Arena
10/26/40	New York Americans	3-4	Regina, SK	Queen City Gardens
10/28/40	New York Americans	2-3	Winnipeg, MB	Winnipeg Amphitheatre
10/30/40	at New York Americans	5-3	Port Arthur, ON	Port Arthur Arena
1941-42				
10/23/41	Tulsa Oilers	9-2	Winnipeg, MB	Winnipeg Amphitheatre
10/25/41	New York Americans	1-2	Winnipeg, MB	Winnipeg Amphitheatre
10/27/41	New York Americans	1-1	Winnipeg, MB	Winnipeg Amphitheatre
10/29/41	at New York Americans	8-3	Port Arthur, ON	Port Arthur Arena
1942-43				
10/26/42	Royal Canadian Navy (HCMS Chippawa)	9-2	Winnipeg, MB	Winnipeg Amphitheatre
1943-44				
No Pre-Season Games				
1944-45				
10/21/44	Royal Canadian Air Force Bombers	6-4	Winnipeg, MB	Winnipeg Amphitheatre
10/24/44	Royal Canadian Air Force Bombers	3-3	Winnipeg, MB	Winnipeg Amphitheatre
1945-46				
10/18/45	Chicago Black Hawks	2-4	Winnipeg, MB	Winnipeg Amphitheatre
10/20/45	Chicago Black Hawks	1-6	Winnipeg, MB	Winnipeg Amphitheatre
10/20/45	Chicago Black Hawks	2-5	Winnipeg, MB	Winnipeg Amphitheatre
10/25/45	St. Paul Saints	7-4	Winnipeg, MB	Winnipeg Amphitheatre
10/27/45	St. Paul Saints	5-4	Winnipeg, MB	Winnipeg Amphitheatre
1946-47				
10/8/46	New Haven Ramblers	9-2	Winnipeg, MB	Winnipeg Amphitheatre
10/10/46	New Haven Ramblers	3-4	Winnipeg, MB	Winnipeg Amphitheatre
10/11/46	Chicago Black Hawks	2-6	Winnipeg, MB	Winnipeg Amphitheatre
10/12/46	Chicago Black Hawks	5-5	Winnipeg, MB	Winnipeg Amphitheatre
10/14/46	St. Paul Saints	9-5	Port Arthur, ON	Port Arthur Arena
1947-48				
10/4/47	New Haven Ramblers	6-3	Lake Placid, NY	Olympic Arena
10/8/47	at Ottawa Senators	7-2	Ottawa, ON	Ottawa Auditorium
10/11/47	at Ottawa Senators	10-3	Ottawa, ON	Ottawa Auditorium
10/12/47	at Shawinigan Falls Cataracts	3-1	Shawinigan Falls, QC	Shawinigan Municipal Auditorium
10/14/47	at Quebec Aces	4-1	Quebec City, QC	Colisee de Quebec
1948-49				
9/28/48	New Haven Ramblers	10-1	Lake Placid, NY	Olympic Arena
10/3/48	at Valleyfield Braves	7-4	Salaberry-de-Vallyfield, QC	Arena Salaberry
10/5/48	at Quebec Aces	10-2	Quebec City, QC	Colisee de Quebec
10/6/48	at Providence Reds	2-1	Trois-Rivieres, QC	Colisee de Trois-Rivieres
10/7/48	at Shawinigan Falls Cataracts	11-2	Shawinigan Falls, QC	Shawinigan Municipal Auditorium
10/12/48	at Ottawa Senators	9-3	Ottawa, ON	Ottawa Auditorium
1949-50				
9/28/49	New Haven Ramblers	4-1	Lake Placid, NY	Olympic Arena
10/1/49	New Haven Ramblers	1-4	Lake Placid, NY	Olympic Arena
10/5/49	New Haven Ramblers	5-1	Lake Placid, NY	Olympic Arena
10/8/49	New Haven Ramblers	7-2	Lake Placid, NY	Olympic Arena

## ALL-TIME PRE-SEASON GAMES

DATE	OPPONENT	SCORE	LOCATION	VENUE
1950-51				
9/23/50	St. Paul Saints	3-2	Lake Placid, NY	Olympic Arena
9/30/50	St. Paul Saints	8-4	Lake Placid, NY	Olympic Arena
10/3/50	at Valleyfield Braves	7-2	Salaberry-de-Vallyfield, QC	Arena Salaberry
10/4/50	at Quebec Aces	10-2	Quebec City, QC	Colisee de Quebec
10/7/50	at Montreal Royals	8-2	Montreal, QC	Montreal Forum
1951-52				
9/27/51	Cleveland Barons	5-3	Stratford, ON	Stratford Arena
9/28/51	at Pittsburgh Hornets	9-2	Niagara Falls, ON	Niagara Falls Memorial Arena
9/29/51	Cleveland Barons	5-2	Guelph, ON	Guelph Memorial Gardens
10/2/51	Chicago Black Hawks	3-1	Guelph, ON	Guelph Memorial Gardens
10/3/51	Pittsburgh Hornets	2-1	Guelph, ON	Guelph Memorial Gardens
10/12/51	at Cincinnati Mohawks	4-2	Cincinnati, OH	Cincinnati Gardens
1952-53				
9/24/52	Pittsburgh Hornets	2-0	Guelph, ON	Guelph Memorial Gardens
9/26/52	at Pittsburgh Hornets	4-2	Niagara Falls, ON	Niagara Falls Memorial Arena
1953-54				
9/17/53	at Saskatoon Quakers	8-4	Prince Albert, SK	Minto Arena
9/19/53	at Saskatoon Quakers	4-3	Saskatoon, SK	Saskatoon Arena
9/22/53	at Calgary Stampeders	2-3	Calgary, AB	Victoria Arena
9/24/53	at Vancouver Canucks	6-1	Trail, BC	Cominco Arena
9/25/53	at Vancouver Canucks	7-1	Penticton, BC	Penticton Memorial Arena
9/26/53	at New Westminster Royals	3-2	New Westminster, BC	Queen's Park Arena
9/27/53	at Seattle Bombers	4-2	Seattle, WA	Civic Ice Arena
9/29/53	at Victoria Cougars	3-1	Victoria, BC	Victoria Memorial Arena
9/30/53	at Vancouver Canucks	1-2	Vancouver, BC	Vancouver Forum
10/2/53	at Calgary Stampeders	6-2	Lethbridge, AB	Lethbridge Arena
10/6/53	at Kitchener-Waterloo Dutchmen	5-2	Kitchener, ON	Kitchener Memorial Auditorium
1954-55				
9/17/54	at Vancouver Canucks	4-2	Kamloops, BC	Kamloops Memorial Arena
9/18/54	at Vancouver Canucks	2-1	Kelowna, BC	Kelowna Memorial Arena
9/22/54	at Vancouver Canucks	4-1	Vancouver, BC	Vancouver Forum
9/24/54	at Vancouver Canucks	1-5	Vancouver, BC	Vancouver Forum
9/26/54	at WHL All-Stars	4-4	Seattle, WA	Civic Ice Arena
9/27/54	at Vancouver Canucks	3-1	Vancouver, BC	Vancouver Forum
9/28/54	at Victoria Cougars	5-1	Victoria, BC	Victoria Memorial Arena
9/29/54	at Calgary Stampeders	5-1	Calgary, AB	Stampede Corral
9/30/54	at Saskatoon Quakers	7-3	Regina, SK	Regina Exhibition Stadium
10/1/54	at Saskatoon Quakers	4-1	Saskatoon, SK	Saskatoon Arena
10/2/54	at Prince Albert*	12-2	Prince Albert, SK	Minto Arena
<i>*team was a combination of players from Prince Albert Mintos, ex-Minto players, and Saskatoon Quakers</i>				
1955-56				
9/23/55	at Regina Regals	6-1	Regina, SK	Regina Exhibition Stadium
9/24/55	at Saskatoon Quakers	6-1	Saskatoon, SK	Saskatoon Arena
9/28/55	at Calgary Stampeders	2-1	Calgary, AB	Victoria Arena
9/29/55	at Calgary Stampeders	2-2	Red Deer, AB	Red Deer Arena
9/30/55	at Edmonton Flyers	4-2	Edmonton, AB	Edmonton Gardens
10/1/55	at Saskatoon Quakers	8-1	Prince Albert, SK	Minto Arena
10/4/55	at Winnipeg Warriors	4-1	Winnipeg, MB	Olympic Rink
1956-57				
9/19/56	at Providence Reds	4-1	Providence, RI	Rhode Island Auditorium
9/22/56	Boston Bruins	4-2	Providence, RI	Rhode Island Auditorium
9/23/56	Boston Bruins ('B' Team)	4-1	Providence, RI	Rhode Island Auditorium
9/29/56	Boston Bruins	4-3	Providence, RI	Rhode Island Auditorium
10/2/56	Boston Bruins	2-2	New Haven, CT	New Haven Arena
10/6/56	at Chicago Black Hawks	2-2	St. Thomas, ON	St. Thomas-Elgin Memorial Centre
10/8/56	Springfield Indians	4-3	Niagara Falls, ON	Niagara Falls Memorial Arena

## ALL-TIME PRE-SEASON GAMES

DATE	OPPONENT	SCORE	LOCATION	VENUE
1957-58				
9/22/57	Boston Bruins	4-3	New Haven, CT	New Haven Arena
9/25/57	Boston Bruins	1-6	Providence, RI	Rhode Island Auditorium
9/28/57	Springfield Indians	3-2	Providence, RI	Rhode Island Auditorium
9/29/57	Springfield Indians	1-2	Boston, MA	Boston Garden
10/1/57	at Chicago Black Hawks	1-5	St. Catharines, ON	Garden City Arena
10/4/57	at Chicago Black Hawks	6-2	St. Thomas, ON	St. Thomas-Elgin Memorial Centre
10/5/57	Hershey Bears	4-0	Niagara Falls, ON	Niagara Falls Memorial Arena
1958-59				
9/19/58	Buffalo Bisons	4-4	Niagara Falls, ON	Stamford Memorial Arena
9/22/58	Chicago Black Hawks	1-2	Niagara Falls, ON	Stamford Memorial Arena
9/24/58	Cleveland Barons	5-2	St. Thomas, ON	St. Thomas-Elgin Memorial Centre
9/26/58	at Toronto Maple Leafs	1-3	Peterborough, ON	Peterborough Memorial Centre
9/27/58	Toronto Maple Leafs	4-1	Niagara Falls, ON	Stamford Memorial Arena
9/28/58	at Hull-Ottawa Canadiens	3-4	Gatineau, QC	Guertin Arena
9/30/58	Hershey Bears	4-3	Niagara Falls, ON	Stamford Memorial Arena
10/1/58	at Chicago Black Hawks	1-5	St. Catharines, ON	Garden City Arena
10/2/58	Hershey Bears	7-3	Niagara Falls, ON	Stamford Memorial Arena
10/4/58	at Springfield Indians	5-4	Springfield, MA	Eastern States Coliseum
10/5/58	at Providence Reds	6-5	Providence, RI	Rhode Island Auditorium
1959-60				
9/15/59	at Toronto Maple Leafs	3-2	Peterborough, ON	Peterborough Memorial Centre
9/16/59	Springfield Indians	8-2	Niagara Falls, ON	Stamford Memorial Arena
9/18/59	Cleveland Barons	8-2	Niagara Falls, ON	Stamford Memorial Arena
9/22/59	Vancouver Canucks	5-2	Los Angeles, CA	Los Angeles Memorial Sports Arena
9/24/59	Vancouver Canucks	3-2	Los Angeles, CA	Los Angeles Memorial Sports Arena
9/25/59	at Vancouver Canucks	6-1	Vancouver, BC	Vancouver Forum
9/26/59	at Victoria Cougars	5-4	Victoria, BC	Victoria Memorial Arena
9/27/59	at Vancouver Canucks	4-1	Vancouver, BC	Vancouver Forum
9/29/59	at Calgary Stampeders	11-4	Calgary, AB	Stampede Corral
9/30/59	at Edmonton Flyers	6-4	Edmonton, AB	Edmonton Gardens
10/2/59	at Winnipeg Warriors	4-4	Winnipeg, MB	Winnipeg Arena
10/3/59	Winnipeg Warriors	11-0	St. Paul, MN	St. Paul Auditorium
10/4/59	Winnipeg Warriors	4-2	St. Paul, MN	St. Paul Auditorium
1960-61				
9/13/60	at Toronto Maple Leafs	4-3	Peterborough, ON	Peterborough Memorial Centre
9/14/60	Toronto Maple Leafs	5-2	Kitchener, ON	Kitchener Memorial Auditorium
9/18/60	at Kitchener-Waterloo Beavers	3-1	Kitchener, ON	Kitchener Memorial Auditorium
9/20/60	at Chicago Black Hawks	4-3	St. Catharines, ON	Garden City Arena
9/21/60	Chicago Black Hawks	3-1	Kitchener, ON	Kitchener Memorial Auditorium
9/23/60	at Sault Ste. Marie Thunderbirds	7-1	Sault Ste. Marie, ON	Sault Memorial Gardens
9/24/60	at Sudbury Wolves	6-2	Sudbury, ON	Sudbury Community Arena
9/25/60	at Hull-Ottawa Canadiens	7-1	Gatineau, QC	Guertin Arena
9/28/60	at Quebec Aces	2-2	Quebec City, QC	Colisee de Quebec
1961-62				
9/15/61	Buffalo Bisons	7-1	Guelph, ON	Guelph Memorial Gardens
9/17/61	Toronto Maple Leafs	5-3	Kitchener, ON	Kitchener Memorial Auditorium
9/19/61	at Toronto Maple Leafs	1-2	Peterborough, ON	Peterborough Memorial Centre
9/22/61	at Buffalo Bisons	2-3	Welland, ON	Welland Arena
9/23/61	Springfield Indians	2-4	Port Colborne, ON	Port Colborne Humberstone Arena
9/24/61	at Buffalo Bisons	5-0	Buffalo, NY	Buffalo Memorial Auditorium
9/26/61	Rochester Americans	5-2	Hamilton, ON	Barton Street Arena
9/28/61	Kitchener-Waterloo Beavers	8-4	Guelph, ON	Guelph Memorial Gardens
9/29/61	Springfield Indians	8-4	Guelph, ON	Guelph Memorial Gardens
10/1/61	at Hull-Ottawa Canadiens	2-0	Gatineau, QC	Guertin Arena
10/2/61	at Kingston Frontenacs	4-0	Kingston, ON	Kingston Memorial Centre
10/4/61	Boston Bruins	2-4	Kitchener, ON	Kitchener Memorial Auditorium
10/7/61	at Springfield Indians	3-3	Springfield, MA	Eastern States Coliseum

## ALL-TIME PRE-SEASON GAMES

DATE	OPPONENT	SCORE	LOCATION	VENUE
1962-63				
9/19/62	at Vancouver Canucks	1-0	Vancouver, BC	Vancouver Forum
9/21/62	at Vancouver Canucks	5-2	Nanaimo, BC	Nanaimo Civic Arena
9/24/62	at Portland Buckaroos	6-1	Victoria, BC	Victoria Memorial Arena
9/26/62	Toronto Maple Leafs	2-2	Vancouver, BC	Vancouver Forum
9/27/62	San Francisco Seals	6-3	New Westminster, BC	Queen's Park Arena
9/28/62	at Seattle Totems	7-3	Seattle, WA	Civic Ice Arena
9/29/62	at Calgary Stampeders	9-0	Calgary, AB	Stampede Corral
10/1/62	at Spokane Comets	4-0	Lethbridge, AB	Lethbridge Arena
10/2/62	Los Angeles Blades	7-5	Saskatoon, SK	Saskatoon Arena
10/3/62	Baltimore Clippers	6-5	Brandon, MB	Wheat City Arena
10/4/62	Toronto Maple Leafs	4-0	Winnipeg, MB	Winnipeg Arena
10/5/62	Baltimore Clippers	3-4	Fort William, ON	Fort William Gardens
10/9/62	Baltimore Clippers	1-4	New York, NY	Madison Square Garden
1963-64				
9/21/63	St. Paul Rangers	10-4	Brandon, MB	Wheat City Arena
9/26/63	San Francisco Seals	7-1	Calgary, AB	Stampede Corral
9/27/63	Los Angeles Blades	5-2	Saskatoon, SK	Saskatoon Arena
9/28/63	Los Angeles Blades	5-1	North Battleford, SK	North Battleford Civic Centre
9/29/63	St. Paul Rangers	12-3	Winnipeg, MB	Winnipeg Arena
10/3/63	Toronto Maple Leafs	3-1	Winnipeg, MB	Winnipeg Arena
10/6/63	at St. Paul Rangers	4-2	St. Paul, MN	St. Paul Auditorium
1964-65				
9/19/64	Baltimore Clippers	5-5	Brandon, MB	Wheat City Arena
9/20/64	Baltimore Clippers	5-3	Winnipeg, MB	Winnipeg Arena
9/24/64	Toronto Maple Leafs	2-0	Winnipeg, MB	Winnipeg Arena
9/26/64	Toronto Maple Leafs	4-3	Calgary, AB	Stampede Corral
9/27/64	Los Angeles Blades	3-5	Saskatoon, SK	Saskatoon Arena
9/30/64	Boston Bruins	2-6	Winnipeg, MB	Winnipeg Arena
10/2/64	at Boston Bruins	1-2	London, ON	London Ice House
10/4/64	at Chicago Bruins	1-8	Boston, MA	Boston Garden
10/6/64	at Chicago Black Hawks	2-4	Kitchener, ON	Kitchener Memorial Auditorium
10/7/64	at Detroit Red Wings	0-6	Windsor, ON	Windsor Arena
10/9/64	at Long Island Ducks	13-2	Commack, NY	Long Island Arena
1965-66				
9/30/65	at Toronto Maple Leafs	1-8	Peterborough, ON	Peterborough Memorial Centre
10/2/65	at Toronto Maple Leafs	2-4	Toronto, ON	Maple Leaf Gardens
10/3/65	Houston Apollos	7-2	Kingston, ON	Kingston Memorial Centre
10/5/65	at Boston Bruins	5-3	London, ON	London Ice House
10/6/65	Toronto Maple Leafs	5-4	Kitchener, ON	Kitchener Memorial Auditorium
10/8/65	at Rochester Americans	8-3	Rochester, NY	Rochester Community War Memorial
10/9/65	Boston Bruins	6-3	Kingston, ON	Kingston Memorial Centre
10/11/65	Toronto Maple Leafs	5-2	New York, NY	Madison Square Garden
10/13/65	Detroit Red Wings	4-4	Kingston, ON	Kingston Memorial Centre
10/15/65	Detroit Red Wings	6-4	Kitchener, ON	Kitchener Memorial Auditorium
10/17/65	Montreal Canadiens	2-4	New York, NY	Madison Square Garden
10/19/65	at Long Island Ducks	8-3	Commack, NY	Long Island Arena

## ALL-TIME PRE-SEASON GAMES

DATE	OPPONENT	SCORE	LOCATION	VENUE
1966-67				
9/24/66	Omaha Knights	4-4	Kingston, ON	Kingston Memorial Centre
9/28/66	Toronto Maple Leafs	1-2	Kingston, ON	Kingston Memorial Centre
9/30/66	at Boston Bruins	3-0	London, ON	London Ice House
10/1/66	Boston Bruins	3-0	Kingston, ON	Kingston Memorial Centre
10/2/66	at Rochester Americans	3-5	Rochester, NY	Rochester Community War Memorial
10/5/66	at Toronto Maple Leafs	4-5	Toronto, ON	Maple Leaf Gardens
10/7/66	Canadian National Team	2-5	Winnipeg, MB	Winnipeg Arena
10/8/66	Canadian National Team	7-0	Calgary, AB	Stampede Corral
10/9/66	Canadian National Team	1-4	Winnipeg, MB	Winnipeg Arena
10/10/66	Toronto Maple Leafs	3-2	Kitchener, ON	Kitchener Memorial Auditorium
10/11/66	at Boston Bruins	3-1	Boston, MA	Boston Garden
10/13/66	at Toronto Maple Leafs	1-1	Peterborough, ON	Peterborough Memorial Centre
10/16/66	at Long Island Ducks	7-1	Commack, NY	Long Island Arena
1967-68				
9/16/67	Buffalo Bisons	3-1	Stratford, ON	Stratford Arena
9/17/67	Boston Bruins	7-0	Kitchener, ON	Kitchener Memorial Auditorium
9/19/67	at Boston Bruins	3-9	London, ON	London Ice House
9/23/67	at Montreal Canadiens	1-4	Montreal, QC	Montreal Forum
9/24/67	at Buffalo Bisons	3-1	Buffalo, NY	Buffalo Memorial Auditorium
9/26/67	at Toronto Maple Leafs	3-4	Peterborough, ON	Peterborough Memorial Centre
9/27/67	Detroit Red Wings	2-4	Kitchener, ON	Kitchener Memorial Auditorium
9/29/67	Montreal Canadiens	6-4	New York, NY	Madison Square Garden
10/1/67	Toronto Maple Leafs	4-2	New York, NY	Madison Square Garden
10/3/67	at Boston Bruins	1-2	Boston, MA	Boston Garden
10/6/67	Toronto Maple Leafs	0-1	Kitchener, ON	Kitchener Memorial Auditorium
10/7/67	at Toronto Maple Leafs	2-3	Toronto, ON	Maple Leaf Gardens
1968-69				
9/20/68	St. Louis Blues	4-5	Kitchener, ON	Kitchener Memorial Auditorium
9/21/68	at St. Louis Blues	4-4	Ottawa, ON	Ottawa Civic Centre
9/22/68	at Philadelphia Flyers	2-0	Quebec City, QC	Colisee de Quebec
9/24/68	at Boston Bruins	4-2	London, ON	London Ice House
9/25/68	Boston Bruins	7-4	Kitchener, ON	Kitchener Memorial Auditorium
9/27/68	Montreal Canadiens	5-1	New York, NY	Madison Square Garden
9/28/68	at Toronto Maple Leafs	2-3	Toronto, ON	Maple Leaf Gardens
9/29/68	Toronto Maple Leafs	1-5	New York, NY	Madison Square Garden
10/2/68	at Boston Bruins	2-2	Boston, MA	Boston Garden
10/4/68	Chicago Black Hawks	3-1	Kitchener, ON	Kitchener Memorial Auditorium
10/5/68	at Pittsburgh Penguins	3-3	Brantford, ON	Brantford Civic Centre
1969-70				
9/19/69	St. Louis Blues	4-1	Kitchener, ON	Kitchener Memorial Auditorium
9/21/69	Toronto Maple Leafs	5-3	Kitchener, ON	Kitchener Memorial Auditorium
9/23/69	at Boston Bruins	5-2	London, ON	London Ice House
9/25/69	Chicago Black Hawks	4-2	Kitchener, ON	Kitchener Memorial Auditorium
9/26/69	at Toronto Maple Leafs	4-2	Peterborough, ON	Peterborough Memorial Centre
9/27/69	at Toronto Maple Leafs	1-4	Toronto, ON	Maple Leaf Gardens
9/28/69	at St. Louis Blues	4-7	Ottawa, ON	Ottawa Civic Centre
10/1/69	Boston Bruins	5-4	Kitchener, ON	Kitchener Memorial Auditorium
10/2/69	at Detroit Red Wings	1-6	Detroit, MI	Detroit Olympia
10/3/69	Toronto Maple Leafs	3-2	New York, NY	Madison Square Garden
10/4/69	at Montreal Canadiens	4-7	Montreal, QC	Montreal Forum
10/5/69	Detroit Red Wings	3-3	New York, NY	Madison Square Garden

## ALL-TIME PRE-SEASON GAMES

DATE	OPPONENT	SCORE	LOCATION	VENUE
1970-71				
9/17/70	at Buffalo Sabres	4-4	Peterborough, ON	Peterborough Memorial Centre
9/18/70	St. Louis Blues	5-1	Kitchener, ON	Kitchener Memorial Auditorium
9/20/70	Detroit Red Wings	2-5	New York, NY	Madison Square Garden
9/23/70	Boston Bruins	2-2	Kitchener, ON	Kitchener Memorial Auditorium
9/26/70	at Detroit Red Wings	2-6	Detroit, MI	Detroit Olympia
9/27/70	at St. Louis Blues	4-2	Ottawa, ON	Ottawa Civic Centre
9/28/70	Boston Bruins	4-0	New York, NY	Madison Square Garden
9/29/70	Detroit Red Wings	4-3	Kitchener, ON	Kitchener Memorial Auditorium
10/3/70	at St. Louis Blues	6-5	St. Louis, MO	St. Louis Arena
10/7/70	at Boston Bruins	6-8	Boston, MA	Boston Garden
1971-72				
9/17/71	at Boston Bruins	3-5	London, ON	London Ice House
9/19/71	Pittsburgh Penguins	1-3	Kitchener, ON	Kitchener Memorial Auditorium
9/22/71	Boston Bruins	6-3	Kitchener, ON	Kitchener Memorial Auditorium
9/24/71	at St. Louis Blues	4-7	Flint, MI	IMA Sports Arena
9/26/71	St. Louis Blues	6-5	Kitchener, ON	Kitchener Memorial Auditorium
9/27/71	Detroit Red Wings	4-0	New York, NY	Madison Square Garden
9/29/71	at Montreal Canadiens	3-3	Halifax, NS	Halifax Forum
10/2/71	at Detroit Red Wings	3-1	Detroit, MI	Detroit Olympia
10/4/71	Boston Bruins	4-1	New York, NY	Madison Square Garden
10/7/71	at Boston Bruins	5-3	Boston, MA	Boston Garden
1972-73				
9/21/72	at St. Louis Blues	6-2	Flint, MI	IMA Sports Arena
9/22/72	St. Louis Blues	6-8	Kitchener, ON	Kitchener Memorial Auditorium
9/25/72	Boston Bruins	2-4	New York, NY	Madison Square Garden
9/27/72	at New York Islanders	6-4	Uniondale, NY	Nassau Coliseum
9/30/72	at St. Louis Blues	5-4	St. Louis, MO	St. Louis Arena
10/1/72	at Detroit Red Wings	2-2	Detroit, MI	Detroit Olympia
10/2/72	Montreal Canadiens	5-6	New York, NY	Madison Square Garden
10/4/72	at Boston Bruins	3-3	Boston, MA	Boston Garden
1973-74				
9/22/73	at Philadelphia Flyers	10-3	Philadelphia, PA	Spectrum
9/23/73	at Providence Reds	6-2	Providence, RI	Providence Civic Center
9/26/73	Boston Bruins	2-2	New York, NY	Madison Square Garden
9/30/73	at Boston Bruins	3-5	Boston, MA	Boston Garden
10/1/73	Montreal Canadiens	3-4	New York, NY	Madison Square Garden
10/2/73	at New York Islanders	6-6	Uniondale, NY	Nassau Coliseum
10/3/73	at St. Louis Blues	3-2	St. Louis, MO	St. Louis Arena
10/5/73	at Boston Bruins	6-8	Providence, RI	Providence Civic Center
10/6/73	at Detroit Red Wings	4-2	Detroit, MI	Detroit Olympia
1974-75				
9/22/74	Detroit Red Wings	7-5	Kitchener, ON	Kitchener Memorial Auditorium
9/23/74	Boston Bruins	6-4	New York, NY	Madison Square Garden
9/25/74	at Providence Reds	4-7	Providence, RI	Providence Civic Center
9/27/74	at Boston Bruins	8-5	Providence, RI	Providence Civic Center
9/29/74	at Philadelphia Flyers	5-1	Philadelphia, PA	Spectrum
9/30/74	Detroit Red Wings	5-1	New York, NY	Madison Square Garden
10/5/74	at New York Islanders	4-3	Uniondale, NY	Nassau Coliseum
10/6/74	Montreal Canadiens	2-7	Moncton, NB	Moncton Coliseum
10/7/74	at Boston Bruins	4-7	Boston, MA	Boston Garden



## ALL-TIME PRE-SEASON GAMES

DATE	OPPONENT	SCORE	LOCATION	VENUE
1975-76				
9/24/75	at Boston Bruins	4-3	Providence, RI	Providence Civic Center
9/25/75	at Boston Bruins	3-8	Boston, MA	Boston Garden
9/28/75	at Philadelphia Flyers	1-2	Philadelphia, PA	Spectrum
9/29/75	Philadelphia Flyers	5-3	New York, NY	Madison Square Garden
9/30/75	at New Haven Nighthawks	9-4	New Haven, CT	New Haven Coliseum
10/1/75	Boston Bruins	4-0	New York, NY	Madison Square Garden
10/2/75	Buffalo Sabres	4-6	Providence, RI	Providence Civic Center
10/3/75	at Providence Reds	7-3	Providence, RI	Providence Civic Center
10/4/75	at Pittsburgh Penguins	3-3	Pittsburgh, PA	Civic Arena
10/5/75	at New York Islanders	2-1	Uniondale, NY	Nassau Coliseum
1976-77				
9/23/76	Boston Bruins	7-5	New York, NY	Madison Square Garden
9/24/76	at Cleveland Barons	1-4	Richfield, OH	Richfield Coliseum
9/26/76	at Philadelphia Flyers	5-7	Philadelphia, PA	Spectrum
9/27/76	Philadelphia Flyers	3-3	New York, NY	Madison Square Garden
9/30/76	at Boston Bruins	2-2	Boston, MA	Boston Garden
10/1/76	at New England Whalers	2-2	Hartford, CT	Hartford Civic Center
10/2/76	at St. Louis Blues	5-6	St. Louis, MO	St. Louis Arena
10/4/76	at New Haven Nighthawks	5-2	New Haven, CT	New Haven Coliseum
1977-78				
9/23/77	at Washington Capitals	3-2	Hershey, PA	Hersheypark Arena
9/25/77	at Boston Bruins	2-4	Providence, RI	Providence Civic Center
9/27/77	Philadelphia Flyers	2-5	New York, NY	Madison Square Garden
9/29/77	at Philadelphia Flyers	4-2	Philadelphia, PA	Spectrum
9/30/77	at New England Whalers	4-7	Hartford, CT	Hartford Civic Center
10/3/77	New York Islanders	1-5	New Haven, CT	New Haven Coliseum
10/4/77	at New York Islanders	6-3	Uniondale, NY	Nassau Coliseum
10/5/77	Boston Bruins	1-5	New York, NY	Madison Square Garden
10/8/77	at Quebec Nordiques	5-5	Quebec City, QC	Colisee de Quebec
10/10/77	at New Haven Nighthawks	4-3	New Haven, CT	New Haven Coliseum
1978-79				
9/21/78	at Philadelphia Flyers	2-8	Philadelphia, PA	Spectrum
9/22/78	at Boston Bruins	2-2	Providence, RI	Providence Civic Center
9/26/78	Philadelphia Flyers	3-4	New York, NY	Madison Square Garden
9/28/78	at Winnipeg Jets	5-2	Winnipeg, MB	Winnipeg Arena
9/29/78	at Vancouver Canucks	2-2	Vancouver, BC	Pacific Coliseum
10/1/78	at Vancouver Canucks	2-4	Vancouver, BC	Pacific Coliseum
10/2/78	at Winnipeg Jets	7-4	Winnipeg, MB	Winnipeg Arena
10/4/78	Boston Bruins	4-4	New York, NY	Madison Square Garden
10/5/78	at New York Islanders	0-3	Uniondale, NY	Nassau Coliseum
10/7/78	at Quebec Nordiques	1-4	Quebec City, QC	Colisee de Quebec
10/8/78	at New England Whalers	4-4	Springfield, MA	Springfield Civic Center
1979-80				
9/20/79	at Richmond Rifles	5-4	Richmond, VA	Richmond Coliseum
9/22/79	at Washington Capitals	1-2	Hershey, PA	Hersheypark Arena
9/26/79	Philadelphia Flyers	5-5	New York, NY	Madison Square Garden
9/28/79	at Boston Bruins	3-3	Providence, RI	Providence Civic Center
9/29/79	at New York Islanders	4-5	Uniondale, NY	Nassau Coliseum
9/30/79	Boston Bruins	5-3	New Haven, CT	New Haven Coliseum
10/2/79	New York Islanders	1-1	New York, NY	Madison Square Garden
10/4/79	at Philadelphia Flyers	4-5	Philadelphia, PA	Spectrum
10/6/79	at Canadian Olympic Team	5-3	Calgary, AB	Stampede Corral
10/7/79	at Edmonton Oilers	6-8	Edmonton, AB	Northlands Coliseum

## ALL-TIME PRE-SEASON GAMES

DATE	OPPONENT	SCORE	LOCATION	VENUE
1980-81				
9/20/80	at Buffalo Sabres	5-1	Lake Placid, NY	Olympic Center
9/23/80	Boston Bruins	3-1	New Haven, CT	New Haven Coliseum
9/26/80	Philadelphia Flyers	4-1	New York, NY	Madison Square Garden
9/29/80	Hartford Whalers	7-4	Binghamton, NY	Broome County Arena
9/30/80	at New York Islanders	3-3	Uniondale, NY	Nassau Coliseum
10/1/80	at Philadelphia Flyers	5-5	Philadelphia, PA	Spectrum
10/3/80	New York Islanders	1-3	New Haven, CT	New Haven Coliseum
10/4/80	at Hartford Whalers	1-3	Hartford, CT	Hartford Civic Center
10/5/80	at Boston Bruins	3-4	South Yarmouth, MA	Cape Cod Coliseum
10/6/80	New York Islanders	5-2	New York, NY	Madison Square Garden
1981-82				
9/16/81	at Helsinki IFK	1-4	Helsinki, Finland	Helsinki Ice Hall
9/17/81	at Djurgardens IF	5-1	Stockholm, Sweden	Hovet
9/20/81	at Washington Capitals	4-1	Sodertalje, Sweden	Scaniarinken
9/22/81	at Vastra Frolunda	7-1	Gothenburg, Sweden	Scandinavium
9/23/81	at AIK Stockholm	4-1	Stockholm, Sweden	Hovet
9/27/81	at Philadelphia Flyers	4-2	Philadelphia, PA	Spectrum
9/29/81	at Philadelphia Flyers	6-1	East Rutherford, NJ	Brendan Byrne Arena
9/30/81	Philadelphia Flyers	4-1	New York, NY	Madison Square Garden
10/2/81	New York Islanders	8-4	New York, NY	Madison Square Garden
10/3/81	at New York Islanders	7-6	Uniondale, NY	Nassau Coliseum
1982-83				
9/21/82	at New Jersey Devils	3-2	East Rutherford, NJ	Brendan Byrne Arena
9/22/82	New York Islanders	2-1	New York, NY	Madison Square Garden
9/25/82	at New York Islanders	3-7	Uniondale, NY	Nassau Coliseum
9/26/82	at Hartford Whalers	3-2	Hartford, CT	Hartford Civic Center
9/28/82	at Minnesota North Stars	2-1	St. Paul, MN	St. Paul Civic Center
9/29/82	Philadelphia Flyers	3-3	New York, NY	Madison Square Garden
10/1/82	at Hartford Whalers	5-5	Hartford, CT	Hartford Civic Center
10/3/82	Philadelphia Flyers	3-3	Atlantic City, NJ	Convention Hall
1983-84				
9/17/83	at Hartford Whalers	6-11	Hartford, CT	Hartford Civic Center
9/20/83	at New Jersey Devils	5-3	East Rutherford, NJ	Brendan Byrne Arena
9/21/83	New York Islanders	7-1	New York, NY	Madison Square Garden
9/24/83	at U.S. Olympic Team	3-7	Lake Placid, NY	Olympic Center
9/25/83	Philadelphia Flyers	3-0	New York, NY	Madison Square Garden
9/27/83	at Washington Capitals	3-6	Richmond, VA	Richmond Coliseum
9/29/83	at New York Islanders	7-3	Uniondale, NY	Nassau Coliseum
9/30/83	at Hartford Whalers	7-3	New Haven, CT	New Haven Coliseum
10/2/83	at Philadelphia Flyers	6-3	Atlantic City, NJ	Convention Hall
1984-85				
9/22/84	Washington Capitals	1-3	Richfield, OH	Richfield Coliseum
9/23/84	New York Islanders	7-1	New York, NY	Madison Square Garden
9/25/84	at New York Islanders	2-6	Uniondale, NY	Nassau Coliseum
9/28/84	at New Jersey Devils	3-2	East Rutherford, NJ	Brendan Byrne Arena
9/30/84	at Toronto Maple Leafs	2-3	Kitchener, ON	Kitchener Memorial Auditorium
10/2/84	Philadelphia Flyers	4-4	New York, NY	Madison Square Garden
10/6/84	at Toronto Maple Leafs	3-4	Toronto, ON	Maple Leaf Gardens
10/7/84	at Philadelphia Flyers	3-8	Philadelphia, PA	Spectrum

## ALL-TIME PRE-SEASON GAMES

DATE	OPPONENT	SCORE	LOCATION	VENUE
1985-86				
9/22/85	New York Islanders	5-2	New York, NY	Madison Square Garden
9/25/85	at New Jersey Devils	2-6	East Rutherford, NJ	Brendan Byrne Arena
9/26/85	at Buffalo Sabres	7-5	Troy, NY	Houston Field House
9/27/85	Buffalo Sabres	1-1	Lake Placid, NY	Olympic Center
9/28/85	at Philadelphia Flyers	2-5	Philadelphia, PA	Spectrum
10/1/85	Philadelphia Flyers	4-1	New York, NY	Madison Square Garden
10/2/85	at Detroit Red Wings	4-3 (OT)	Glens Falls, NY	Glens Falls Civic Center
10/4/85	Detroit Red Wings	3-2 (OT)	Troy, NY	Houston Field House
10/5/85	at New York Islanders	0-4	Uniondale, NY	Nassau Coliseum
10/6/85	at New Jersey Devils	5-2	New Haven, CT	New Haven Coliseum
1986-87				
9/21/86	at Philadelphia Flyers	1-4	Philadelphia, PA	Spectrum
9/24/86	Philadelphia Flyers	2-3 (OT)	New York, NY	Madison Square Garden
9/25/86	at New York Islanders	5-5	Uniondale, NY	Nassau Coliseum
9/28/86	at Vancouver Canucks	6-5	Vancouver, BC	Pacific Coliseum
9/30/86	at Calgary Flames	2-4	Calgary, AB	Olympic Saddledome
10/2/86	at Calgary Flames	4-8	Daly City, CA	Cow Palace
10/3/86	at St. Louis Blues	4-0	Daly City, CA	Cow Palace
10/5/86	New York Islanders	6-5 (OT)	New York, NY	Madison Square Garden
1987-88				
9/19/87	at U.S. Olympic Team	6-5	Lake Placid, NY	Olympic Center
9/22/87	at New York Islanders	3-0	Uniondale, NY	Nassau Coliseum
9/23/87	New York Islanders	1-4	New York, NY	Madison Square Garden
9/25/87	at Minnesota North Stars	2-1*	Richfield, OH	Richfield Coliseum
9/26/87	at Hartford Whalers	5-3	Hartford, CT	Hartford Civic Center
9/27/87	Hartford Whalers	4-4	New York, NY	Madison Square Garden
9/29/87	Winnipeg Jets	4-4	Denver, CO	Denver Coliseum
9/30/87	Vancouver Canucks	5-3	Denver, CO	Denver Coliseum
10/1/87	Minnesota North Stars	6-2	New York, NY	Madison Square Garden
<i>* game was called after 1st period due to the ice conditions</i>				
1988-89				
9/16/88	at Edmonton Oilers	3-3	Edmonton, AB	Northlands Coliseum
9/17/88	Pittsburgh Penguins	2-5	Denver, CO	Denver Coliseum
9/20/88	Edmonton Oilers	5-2	Denver, CO	Denver Coliseum
9/22/88	at Vancouver Canucks	3-4	Phoenix, AZ	Arizona Veterans Memorial Coliseum
9/24/88	at New Jersey Devils	3-2	East Rutherford, NJ	Brendan Byrne Arena
9/25/88	New Jersey Devils	3-5	New York, NY	Madison Square Garden
9/27/88	at New York Islanders	3-1	Uniondale, NY	Nassau Coliseum
9/28/88	New York Islanders	6-5	New York, NY	Madison Square Garden
9/30/88	Hartford Whalers	3-5	New York, NY	Madison Square Garden
10/2/88	at Hartford Whalers	4-2	Hartford, CT	Hartford Civic Center
1989-90				
9/16/89	at Los Angeles Kings	4-6	Cincinnati, OH	Riverfront Coliseum
9/17/89	at New York Islanders	2-5	Uniondale, NY	Nassau Coliseum
9/18/89	New York Islanders	2-5	New York, NY	Madison Square Garden
9/20/89	New Jersey Devils	5-2	New York, NY	Madison Square Garden
9/22/89	Pittsburgh Penguins	2-1	Cincinnati, OH	Riverfront Coliseum
9/24/89	Boston Bruins	8-6	New York, NY	Madison Square Garden
9/26/89	at New Jersey Devils	6-3	East Rutherford, NJ	Brendan Byrne Arena
9/28/89	at Calgary Flames	2-3	Calgary, AB	Olympic Saddledome
9/30/89	Pittsburgh Penguins	3-1	Oakland, CA	Oakland Coliseum
10/1/89	at St. Louis Blues	3-2	Oakland, CA	Oakland Coliseum

## ALL-TIME PRE-SEASON GAMES

DATE	OPPONENT	SCORE	LOCATION	VENUE
1990-91				
9/14/90	at Washington Capitals	2-2	Baltimore, MD	Baltimore Arena
9/15/90	Washington Capitals	4-1	Albany, NY	Knickerbocker Arena
9/18/90	at Hartford Whalers	2-2	New Haven, CT	New Haven Coliseum
9/21/90	Los Angeles Kings	4-6	Miami, FL	Miami Arena
9/22/90	Philadelphia Flyers	1-4	Orlando, FL	Orlando Arena
9/23/90	New York Islanders	4-2	New York, NY	Madison Square Garden
9/24/90	at New York Islanders	2-2	Uniondale, NY	Nassau Coliseum
9/25/90	Philadelphia Flyers	1-2	New York, NY	Madison Square Garden
9/27/90	at New Jersey Devils	2-3	East Rutherford, NJ	Brendan Byrne Arena
9/29/90	at Hartford Whalers	3-6	Hartford, CT	Hartford Civic Center
9/30/90	New Jersey Devils	3-4	New York, NY	Madison Square Garden
1991-92				
9/14/91	at New York Islanders	5-4	Uniondale, NY	Nassau Coliseum
9/17/91	at Hartford Whalers	4-3	Hartford, CT	Hartford Civic Center
9/19/91	New York Islanders	5-2	New York, NY	Madison Square Garden
9/20/91	at New Jersey Devils	1-6	East Rutherford, NJ	Brendan Byrne Arena
9/21/91	at Washington Capitals	5-4	Miami, FL	Miami Arena
9/22/91	at Washington Capitals	3-3	Orlando, FL	Orlando Arena
9/23/91	New Jersey Devils	4-3	New York, NY	Madison Square Garden
9/26/91	at Boston Bruins	2-1	Atlanta, GA	Omni Coliseum
9/27/91	at Los Angeles Kings	2-5	Las Vegas, NV	Caesars Palace
9/30/91	Hartford Whalers	2-3 (OT)	New York, NY	Madison Square Garden
<i>Note - game scheduled for 9/29/91 vs. Los Angeles Kings at Charlotte Coliseum in Charlotte, NC was cancelled due to ice conditions</i>				
1992-93				
9/19/92	at Hartford Whalers	5-4 (OT)	Portland, ME	Cumberland County Civic Center
9/22/92	at Toronto Maple Leafs	4-4	Toronto, ON	Maple Leaf Gardens
9/24/92	at Los Angeles Kings	7-2	San Diego, CA	San Diego Sports Arena
9/26/92	at Los Angeles Kings	6-2	Phoenix, AZ	Arizona Veterans Memorial Coliseum
9/28/92	New Jersey Devils	4-5 (OT)	New York, NY	Madison Square Garden
9/29/92	at New York Islanders	5-8	Uniondale, NY	Nassau Coliseum
9/30/92	New York Islanders	4-1	New York, NY	Madison Square Garden
10/2/92	at New Jersey Devils	4-3	East Rutherford, NJ	Brendan Byrne Arena
10/4/92	Toronto Maple Leafs	4-0	New York, NY	Madison Square Garden
1993-94				
9/11/93	at Toronto Maple Leafs	5-3	London, England	Wembley Arena
9/12/93	at Toronto Maple Leafs	3-1	London, England	Wembley Arena
9/22/93	at Pittsburgh Penguins	4-5	Pittsburgh, PA	Civic Arena
9/23/93	at New York Islanders	2-4	Uniondale, NY	Nassau Coliseum
9/25/93	at Hartford Whalers	5-3	Hartford, CT	Hartford Civic Center
9/27/93	New York Islanders	6-3	New York, NY	Madison Square Garden
9/29/93	Pittsburgh Penguins	5-4	New York, NY	Madison Square Garden
9/30/93	at New Jersey Devils	3-2	East Rutherford, NJ	Brendan Byrne Arena
10/1/93	New Jersey Devils	4-1	New York, NY	Madison Square Garden
1994-95				
9/14/94	at Pittsburgh Penguins	7-4	Pittsburgh, PA	Civic Arena
9/16/94	New Jersey Devils	4-2	New York, NY	Madison Square Garden
9/17/94	at New York Islanders	2-3	Uniondale, NY	Nassau Coliseum
9/19/94	Pittsburgh Penguins	8-3	New York, NY	Madison Square Garden
9/21/94	at Los Angeles Kings	0-1	Inglewood, CA	Great Western Forum
9/22/94	at San Jose Sharks	0-3	Sacramento, CA	ARCO Arena
9/24/94	at Los Angeles Kings	6-1	Phoenix, AZ	Arizona Veterans Memorial Coliseum
9/26/94	New York Islanders	1-3	Uniondale, NY	Nassau Coliseum
9/27/94	at New Jersey Devils	2-2	East Rutherford, NJ	Brendan Byrne Arena

## ALL-TIME PRE-SEASON GAMES

DATE	OPPONENT	SCORE	LOCATION	VENUE
1995-96				
9/18/95	at New Jersey Devils	2-3	East Rutherford, NJ	Brendan Byrne Arena
9/19/95	New Jersey Devils	1-4	New York, NY	Madison Square Garden
9/21/95	at Los Angeles Kings	4-0	Inglewood, CA	Great Western Forum
9/23/95	at Los Angeles Kings	4-6	Las Vegas, NV	Thomas & Mack Center
9/24/95	at Anaheim Mighty Ducks	4-4	Anaheim, CA	Arrowhead Pond of Anaheim
9/28/95	New York Islanders	3-4 (OT)	New York, NY	Madison Square Garden
9/29/95	at Pittsburgh Penguins	3-2	Greensboro, NC	Greensboro Coliseum
10/2/95	at New York Islanders	3-6	Uniondale, NY	Nassau Coliseum
10/3/95	Pittsburgh Penguins	4-4	New York, NY	Madison Square Garden
1996-97				
9/16/96	New Jersey Devils	2-4	New York, NY	Madison Square Garden
9/18/96	at Anaheim Mighty Ducks	1-4	Anaheim, CA	Arrowhead Pond of Anaheim
9/19/96	at San Jose Sharks	1-6	San Jose, CA	San Jose Arena
9/21/96	at Anaheim Mighty Ducks	2-2	Las Vegas, NV	Thomas & Mack Center
9/24/96	at New York Islanders	5-3	Uniondale, NY	Nassau Coliseum
9/26/96	New York Islanders	1-1	New York, NY	Madison Square Garden
9/27/96	at Pittsburgh Penguins	4-2	Pittsburgh, PA	Civic Arena
9/28/96	at New Jersey Devils	2-5	East Rutherford, NJ	Continental Airlines Arena
9/30/96	Pittsburgh Penguins	7-1	New York, NY	Madison Square Garden
1997-98				
9/14/97	at Montreal Canadiens	2-4	Montreal, QC	Molson Centre
9/15/97	Toronto Maple Leafs	3-2	New York, NY	Madison Square Garden
9/17/97	at New York Islanders	5-1	Uniondale, NY	Nassau Coliseum
9/18/97	New York Islanders	3-2 (OT)	New York, NY	Madison Square Garden
9/20/97	at Vancouver Canucks	4-1	Vancouver, BC	GM Place
9/22/97	at Calgary Flames	2-1	Calgary, AB	Canadian Airlines Saddledome
9/23/97	at San Jose Sharks	3-4 (OT)	San Jose, CA	San Jose Arena
9/25/97	New Jersey Devils	2-4	New York, NY	Madison Square Garden
9/26/97	at New Jersey Devils	1-0	East Rutherford, NJ	Continental Airlines Arena
1998-99				
9/19/98	at Carolina Hurricanes	2-1	Greensboro, NC	Greensboro Coliseum
9/20/98	Carolina Hurricanes	2-4	New York, NY	Madison Square Garden
9/23/98	New Jersey Devils	1-0	New York, NY	Madison Square Garden
9/26/98	at New Jersey Devils	2-2	East Rutherford, NJ	Continental Airlines Arena
9/27/98	at Detroit Red Wings	3-4	Detroit, MI	Joe Louis Arena
9/30/98	Detroit Red Wings	1-2	New York, NY	Madison Square Garden
10/1/98	at Montreal Canadiens	5-4 (OT)	Montreal, QC	Molson Centre
10/3/98	at Boston Bruins	3-1	Boston, MA	FleetCenter
10/4/98	Boston Bruins	2-3	Hartford, CT	Hartford Civic Center
1999-00				
9/12/99	at Detroit Red Wings	1-3	Detroit, MI	Joe Louis Arena
9/13/99	at Phoenix Coyotes	5-2	Minneapolis, MN	Target Center
9/18/99	at Atlanta Thrashers	3-2 (OT)	Atlanta, GA	Philips Arena
9/20/99	New Jersey Devils	3-2 (OT)	New York, NY	Madison Square Garden
9/21/99	at New Jersey Devils	2-3	East Rutherford, NJ	Continental Airlines Arena
9/23/99	Philadelphia Flyers	2-1	New York, NY	Madison Square Garden
9/24/99	at Philadelphia Flyers	2-3	Philadelphia, PA	First Union Center
9/26/99	Boston Bruins	1-0	Hartford, CT	Hartford Civic Center
9/27/99	Detroit Red Wings	5-2	New York, NY	Madison Square Garden

*Note - game on 9/27/99 vs. Detroit Red Wings at Madison Square Garden was originally scheduled for 9/16/99; rescheduled due to Hurricane Floyd*

## ALL-TIME PRE-SEASON GAMES

DATE	OPPONENT	SCORE	LOCATION	VENUE
2000-01				
9/16/00	at Philadelphia Flyers	1-5	Philadelphia, PA	First Union Center
9/19/00	Philadelphia Flyers	4-3	New York, NY	Madison Square Garden
9/21/00	at Atlanta Thrashers	5-3	Atlanta, GA	Phillips Arena
9/23/00	at Dallas Stars	1-2 (OT)	Dallas, TX	Reunion Arena
9/25/00	New Jersey Devils	2-8	New York, NY	Madison Square Garden
9/26/00	at Columbus Blue Jackets	4-4	Columbus, OH	Nationwide Arena
9/28/00	at New Jersey Devils	2-2	East Rutherford, NJ	Continental Airlines Arena
9/29/00	Atlanta Thrashers	2-4	New York, NY	Madison Square Garden
10/1/00	New York Islanders	2-1	Hartford, CT	Hartford Civic Center
2001-02				
9/17/01	at Detroit Red Wings	3-2	Detroit, MI	Joe Louis Arena
9/19/01	New Jersey Devils	6-1	New York, NY	Madison Square Garden
9/20/01	at Philadelphia Flyers	2-2*	Philadelphia, PA	First Union Center
9/22/01	at New York Islanders	2-4	Uniondale, NY	Nassau Coliseum
9/23/01	Philadelphia Flyers	2-1	New York, NY	Madison Square Garden
9/25/01	at New Jersey Devils	1-6	East Rutherford, NJ	Continental Airlines Arena
9/26/01	at Montreal Canadiens	2-3	Montreal, QC	Molson Centre
9/29/01	at Boston Bruins	3-5	Boston, MA	FleetCenter
9/30/01	Boston Bruins	3-0	New York, NY	Madison Square Garden
<i>games played on 9/17/01 and 9/26/01 were rescheduled from earlier dates as a result of 9/11/01 terrorist attack</i>				
<i>* game was called after two periods for Presidential address</i>				
2002-03				
9/21/02	at Montreal Canadiens	1-2 (OT)	Montreal, QC	Bell Centre
9/22/02	Philadelphia Flyers	6-4	New York, NY	Madison Square Garden
9/24/02	New Jersey Devils	1-2 (OT)	New York, NY	Madison Square Garden
9/27/02	at New Jersey Devils	2-2	East Rutherford, NJ	Continental Airlines Arena
9/29/02	Boston Bruins	4-3 (OT)	New York, NY	Madison Square Garden
10/1/02	at Philadelphia Flyers	3-5	Philadelphia, PA	First Union Center
10/2/02	at Columbus Blue Jackets	1-4	Columbus, OH	Nationwide Arena
10/4/02	at Florida Panthers	5-4 (OT)	Sunrise, FL	Office Depot Center
10/5/02	at Boston Bruins	4-3	Boston, MA	FleetCenter
2003-04				
9/19/03	at Dallas Stars	3-5	Dallas, TX	American Airlines Center
9/20/03	at Detroit Red Wings	5-3	Detroit, MI	Joe Louis Arena
9/21/03	at Minnesota Wild	1-9	St. Paul, MN	Xcel Energy Center
9/24/03	at Columbus Blue Jackets	2-3	Columbus, OH	Nationwide Arena
9/25/03	Columbus Blue Jackets	5-0	New York, NY	Madison Square Garden
9/28/03	Boston Bruins	4-1	New York, NY	Madison Square Garden
10/1/03	New Jersey Devils	2-4	New York, NY	Madison Square Garden
10/3/03	at New Jersey Devils	2-0	East Rutherford, NJ	Continental Airlines Arena
10/4/03	at Boston Bruins	2-1	Boston, MA	FleetCenter
2005-06				
9/20/05	at New York Islanders	1-5	Uniondale, NY	Nassau Coliseum
9/25/05	Boston Bruins	4-2	New York, NY	Madison Square Garden
9/27/05	at New Jersey Devils	1-3	East Rutherford, NJ	Continental Airlines Arena
9/29/05	New York Islanders	2-3 (SO)	New York, NY	Madison Square Garden
10/1/05	at Boston Bruins	2-5	Boston, MA	TD Banknorth Garden
10/2/05	New Jersey Devils	3-2	New York, NY	Madison Square Garden
<i>note - each game included a shootout, regardless of the score, in preparation for the shootout being implemented in 2005-06</i>				
2006-07				
9/19/06	at New Jersey Devils	3-1	East Rutherford, NJ	Continental Airlines Arena
9/20/06	New Jersey Devils	2-0	New York, NY	Madison Square Garden
9/23/06	Florida Panthers	3-2	San Juan, Puerto Rico	Coliseo de Puerto Rico
9/25/06	New York Islanders	2-5	New York, NY	Madison Square Garden
9/27/06	Boston Bruins	1-0	New York, NY	Madison Square Garden
9/29/06	at New York Islanders	1-2	Uniondale, NY	Nassau Coliseum
9/30/06	at Boston Bruins	5-3	Boston, MA	TD Banknorth Garden

## ALL-TIME PRE-SEASON GAMES

DATE	OPPONENT	SCORE	LOCATION	VENUE
2007-08				
9/21/07	New Jersey Devils	4-3	New York, NY	Madison Square Garden
9/22/07	Philadelphia Flyers	0-5	New York, NY	Madison Square Garden
9/24/07	at New York Islanders	4-5 (OT)	Uniondale, NY	Nassau Coliseum
9/25/07	at Detroit Red Wings	1-6	Detroit, MI	Joe Louis Arena
9/28/07	New York Islanders	5-2	New York, NY	Madison Square Garden
9/29/07	at Philadelphia Flyers	3-2	Philadelphia, PA	Wachovia Center
2008-09				
9/20/08	at Ottawa Senators	2-3	Ottawa, ON	Scotiabank Place
9/22/08	Ottawa Senators	2-1	New York, NY	Madison Square Garden
9/23/08	at Tampa Bay Lightning	2-3	Tampa, FL	St. Pete Times Forum
9/24/08	at New Jersey Devils	2-3	Newark, NJ	Prudential Center
9/25/08	Tampa Bay Lightning	2-4	New York, NY	Madison Square Garden
9/27/08	New Jersey Devils	2-4	New York, NY	Madison Square Garden
9/30/08	at SC Bern	8-1	Bern, Switzerland	PostFinance Arena
10/1/08	at Metallurg Magnitogorsk	4-3	Bern, Switzerland	PostFinance Arena
2009-10				
9/15/09	Boston Bruins	1-2	New York, NY	Madison Square Garden
9/16/09	at New Jersey Devils	2-3 (SO)	Newark, NJ	Prudential Center
9/18/09	at Detroit Red Wings	3-4	Detroit, MI	Joe Louis Arena
9/19/09	at Boston Bruins	5-2	Boston, MA	TD Garden
9/21/09	Detroit Red Wings	4-2	New York, NY	Madison Square Garden
9/24/09	Washington Capitals	3-2	New York, NY	Madison Square Garden
9/27/09	at Washington Capitals	3-4	Washington, D.C.	Verizon Center
2010-11				
9/23/10	New Jersey Devils	4-3 (OT)	New York, NY	Madison Square Garden
9/25/10	at New Jersey Devils	5-4 (OT)	Newark, NJ	Prudential Center
9/26/10	at Detroit Red Wings	3-5	Detroit, MI	Joe Louis Arena
9/29/10	Detroit Red Wings	5-1	New York, NY	Madison Square Garden
10/1/10	Ottawa Senators	5-4 (SO)	New York, NY	Madison Square Garden
10/2/10	at Ottawa Senators	5-8	Ottawa, ON	Scotiabank Place
2011-12				
9/21/11	at New Jersey Devils	1-2 (OT)	Albany, NY	Times Union Center
9/23/11	at New Jersey Devils	4-3	Newark, NJ	Prudential Center
9/26/11	at Philadelphia Flyers	3-5	Philadelphia, PA	Wells Fargo Center
9/29/11	at Sparta Praha	2-0	Prague, Czech Republic	O2 Arena
9/30/11	at Frolunda HC	4-2	Gothenburg, Sweden	Scandinaviav
10/2/11	at HC Slovan Bratislava	4-1	Bratislava, Slovakia	Ondrej Nepala Arena
10/3/11	at EV Zug	4-8	Zug, Switzerland	Bossard Arena
2012-13				
<i>None - games were cancelled due to NHL work stoppage</i>				
2013-14				
9/16/13	at New Jersey Devils	1-2	Newark, NJ	Prudential Center
9/17/13	at Philadelphia Flyers	3-2	Philadelphia, PA	Wells Fargo Center
9/23/13	at Calgary Flames	1-4	Calgary, AB	Scotiabank Saddledome
9/24/13	at Edmonton Oilers	3-5	Edmonton, AB	Rexall Place
9/26/13	at Vancouver Canucks	0-5	Vancouver, BC	Rogers Arena
9/27/13	at Los Angeles Kings	1-4	Las Vegas, NV	MGM Grand Garden Arena
2014-15				
9/22/14	New Jersey Devils	4-5	New York, NY	Madison Square Garden
9/26/14	at Chicago Blackhawks	4-1	Chicago, IL	United Center
9/29/14	Philadelphia Flyers	6-3	New York, NY	Madison Square Garden
9/30/14	at Philadelphia Flyers	2-4	Philadelphia, PA	Wells Fargo Center
10/3/14	Chicago Blackhawks	3-2 (SO)	New York, NY	Madison Square Garden
10/4/14	at New Jersey Devils	0-3	Newark, NJ	Prudential Center



## ALL-TIME PRE-SEASON GAMES

DATE	OPPONENT	SCORE	LOCATION	VENUE
2015-16				
9/21/15	New Jersey Devils	6-3	New York, NY	Madison Square Garden
9/22/15	at Philadelphia Flyers	3-5	Philadelphia, PA	Wells Fargo Center
9/24/15	at Boston Bruins	3-4 (SO)	Boston, MA	TD Garden
9/26/15	at New Jersey Devils	4-3	Newark, NJ	Prudential Center
9/28/15	Philadelphia Flyers	3-2 (OT)	New York, NY	Madison Square Garden
9/30/15	Boston Bruins	3-2	New York, NY	Madison Square Garden
2016-17				
9/27/16	New York Islanders	5-2	New York, NY	Madison Square Garden
9/29/16	New Jersey Devils	3-1	New York, NY	Madison Square Garden
10/1/16	at New Jersey Devils	4-5	Newark, NJ	Prudential Center
10/3/16	at Philadelphia Flyers	3-4 (OT)	Philadelphia, PA	Wells Fargo Center
10/4/16	at New York Islanders	2-3 (OT)	Barclays Center	Brooklyn, NY
10/6/16	Philadelphia Flyers	2-4	New York, NY	Madison Square Garden
2017-18				
9/18/17	New York Islanders	1-0 (OT)	New York, NY	Madison Square Garden
9/20/17	New Jersey Devils	4-3 (OT)	New York, NY	Madison Square Garden
9/22/17	at New York Islanders	1-2	Bridgeport, CT	Webster Bank Arena
9/23/17	at New Jersey Devils	1-2	Newark, NJ	Prudential Center
9/25/17	Philadelphia Flyers	3-2 (OT)	New York, NY	Madison Square Garden
9/26/17	at Philadelphia Flyers	3-4 (OT)	Philadelphia, PA	Wells Fargo Center
2018-19				
9/17/18	at New Jersey Devils	4-3 (OT)	Newark, NJ	Prudential Center
9/19/18	Philadelphia Flyers	4-6	New York, NY	Madison Square Garden
9/22/18	at New York Islanders	2-5	Bridgeport, CT	Webster Bank Arena
9/24/18	New Jersey Devils	4-3 (OT)	New York, NY	Madison Square Garden
9/26/18	New York Islanders	3-4 (OT)	New York, NY	Madison Square Garden
9/27/18	at Philadelphia Flyers	4-2	Philadelphia, PA	Wells Fargo Center
2019-20				
9/18/19	New Jersey Devils	3-4	New York, NY	Madison Square Garden
9/20/19	at New Jersey Devils	2-4	Newark, NJ	Prudential Center
9/21/19	at Philadelphia Flyers	1-4	Philadelphia, PA	Wells Fargo Center
9/24/19	New York Islanders	3-1	New York, NY	Madison Square Garden
9/26/19	Philadelphia Flyers	2-1 (SO)	New York, NY	Madison Square Garden
9/28/19	at New York Islanders	2-4	Bridgeport, CT	Webster Bank Arena
2020-21				
<i>None - no pre-season games were scheduled due to shortened regular season</i>				
2021-22				
9/26/21	New York Islanders	0-4	New York, NY	Madison Square Garden
9/28/21	Boston Bruins	3-2	New York, NY	Madison Square Garden
10/1/21	at New Jersey Devils	1-7	Newark, NJ	Prudential Center
10/2/21	at Boston Bruins	4-3 (OT)	Boston, MA	TD Garden
10/6/21	New Jersey Devils	6-2	New York, NY	Madison Square Garden
10/9/21	at New York Islanders	5-4 (OT)	Bridgeport, CT	Webster Bank Arena
2022-23				
9/26/22	New York Islanders	4-1	New York, NY	Madison Square Garden
9/27/22	at Boston Bruins	2-3 (OT)	Boston, MA	TD Garden
9/29/22	New Jersey Devils	2-5	New York, NY	Madison Square Garden
9/30/22	at New Jersey Devils	2-1	Newark, NJ	Prudential Center
10/5/22	Boston Bruins	4-5	New York, NY	Madison Square Garden
10/8/22	at New York Islanders	1-3	Belmont, NY	UBS Arena
2023-24				
9/24/23	at Boston Bruins	0-3	Boston, MA	TD Garden
9/26/23	NY Islanders	4-2	New York, NY	Madison Square Garden
9/28/23	New Jersey Devils	2-3	New York, NY	Madison Square Garden
9/30/23	at NY Islanders	3-5	Belmont, NY	UBS Arena
10/4/23	at New Jersey Devils	2-5	Newark, NJ	Prudential Center
10/5/23	Boston Bruins	1-3	New York, NY	Madison Square Garden

## ALL-TIME POSTPONED/RESCHEDULED GAMES

ORIGINAL DATE	RESCHEDULED DATE	OPPONENT	SCORE
1/8/29	1/28/29	MTL	0-1
Game was postponed and rescheduled due to the death of Tex Rickard			
3/17/29	3/17/29	at Pittsburgh Pirates	4-3
Game was played on date as scheduled, but was moved from Pittsburgh to MSG			
3/16/30	3/16/30	at Pittsburgh Pirates	4-3 (OT)
Game was played on date as scheduled, but was moved from Pittsburgh to MSG			
2/6/38	1/9/38	DET	4-1
Game was rescheduled as a result of schedule adjustment for game between Montreal and Detroit ultimately played on 2/6/38			
1/9/38	2/6/38	TOR	2-1
Game was rescheduled as a result of schedule adjustment for game between Montreal and Detroit ultimately played on 2/6/38			
3/13/41	1/9/41	at TOR	2-3 (OT)
Game was rescheduled due to ice carnival taking place at Maple Leaf Gardens			
2/6/52	2/19/52	at TOR	3-3
Game was postponed and rescheduled due to the death of King George VI			
4/7/68*	4/9/68*	CHI	2-1
Game was postponed and rescheduled due to the assassination of Martin Luther King Jr.			
3/3/78	3/24/78	at WSH	11-4
Game was postponed and rescheduled due to a snowstorm			
1/22/85	3/27/85	at BUF	2-3
Game was postponed and rescheduled due to a snowstorm			
1/4/86	11/4/85	at PIT	4-2
Game was rescheduled to allow PIT to play an exhibition game against Dynamo Moscow on 1/4/86			
4/4/92	4/15/92	at TOR	2-4
Game was postponed and rescheduled due to 10-day players' strike			
4/2/92	4/16/92	PIT	7-1
Game was postponed and rescheduled due to 10-day players' strike			
3/13/93	4/16/93	at WSH	2-4
Game was postponed and rescheduled due to a snowstorm			
3/2/94	2/28/94	PHI	4-1
Game was rescheduled following a schedule adjustment moving NYR game against QUE to 3/2/94			
2/11/94	3/2/94	QUE	5-2
Game was postponed and rescheduled due to a snowstorm			
1/8/96	2/27/96	WSH	3-5
Game was postponed and rescheduled due to a snowstorm			
1/10/98	3/12/98	at MTL	1-4
Game was postponed and rescheduled due to a snowstorm			
11/21/14	2/20/15	at BUF	3-1
Game was postponed and rescheduled due to a snowstorm			
3/4/21	2/16/21	NJD	2-5
Game was rescheduled following a schedule adjustment as a result of several postponed games in the NHL			
2/6/21	3/4/21	at NJD	6-1
Game was postponed and rescheduled due to COVID-19 protocols			
3/5/21	3/6/21	at NJD	6-3
Game was rescheduled following a schedule adjustment as a result of several postponed games in the NHL			
2/21/21	3/20/21	at WSH	3-1
Game was rescheduled following a schedule adjustment as a result of several postponed games in the NHL			
2/16/21	4/22/21	PHI	2-3
Game was rescheduled following a schedule adjustment as a result of several postponed games in the NHL			
<i>Note - Game was originally rescheduled for 2/14/21; the 2/14 game was then postponed to due to COVID-19 protocols</i>			
11/20/21	2/20/22	at OTT	2-1
Game was postponed and rescheduled due to COVID-19 protocols			
11/28/21	3/17/22	NYI	1-2
Game was postponed and rescheduled due to COVID-19 protocols			
12/22/21	4/27/22	MTL	3-4
Game was rescheduled following a schedule adjustment as a result of several postponed games in the NHL			
12/27/21	2/17/22	DET	2-3 (SO)
Game was rescheduled following a schedule adjustment as a result of several postponed games in the NHL			
4/24/22	2/15/22	BOS	2-1 (SO)
Game was rescheduled following a schedule adjustment as a result of several postponed games in the NHL			

\* Playoff Game



# GARDEN of DREAMS

The Garden of Dreams Foundation is a non-profit organization dedicated to bringing life-changing opportunities to young people in need. In partnership with MSG Entertainment, MSG Sports and Sphere Entertainment – including the Knicks, Rangers, Rockettes, Westchester Knicks, MSG Networks, and famed showplaces – Garden of Dreams brings young people together to raise their spirits, build resilience, and provide networking, mentoring and educational opportunities through MSG’s power of community building.

All of the Foundation’s activities are driven by four guiding principles– Education, Inspiration, Grants, and Moments of Joy – and target young people facing illness or financial challenges, as well as children of uniformed personnel who have been lost or injured while serving our communities. Since its inception in 2006, the Garden of Dreams Foundation has impacted more than 425,000 young people and their families.

For more information on the Garden of Dreams Foundation, please email

[GARDENOFDREAMS@MSG.COM](mailto:GARDENOFDREAMS@MSG.COM)

or visit

[GARDENOFDREAMSFUNDATION.ORG](http://GARDENOFDREAMSFUNDATION.ORG)



@gardenofdreams

