





THE PLAYERS



**ALEX
BELZILE**
RIGHT WING

60

HEIGHT: 6'0" - WEIGHT: 195 - SHOOTS: RIGHT - BORN: AUG. 31, 1991 - BIRTHPLACE: ST-ELOI, QC

PROFESSIONAL CAREER

2022-23

* Split the season between the Montreal Canadiens and Laval Rocket of the American Hockey League (AHL).

* Was the Canadiens' nominee for the Bill Masterton Memorial Trophy for 2022-23, awarded to "the NHL player who best exemplifies the qualities of perseverance, sportsmanship, and dedication to hockey."

* Skated in 31 games for the Canadiens, notching a career-high six goals and eight assists for 14 points.

* Scored first career NHL goal on February 12, 2023 against Edmonton. At age 31, he was the oldest player to score their first career goal for the Canadiens since 35-year-old Herb Gardiner in 1926.

* As captain of Laval, he notched 26 points (14G-12A) in 31 games.

* Notched a season-high and career-high two points on March 7, 2023 vs. CAR (1G-1A) and January 26, 2023 vs. DET (2A).

2021-22

* Played in 11 games for Montreal.

* As assistant captain for Laval, recorded 10 goals and 12 assists for 22 points in 32 regular season games.

* In 15 playoff games for Laval, tallied nine points (5G-4A) and a plus-3 rating. Ranked second on the team in playoff goals and tied for fifth in points.

2020-21

* Played in his first two regular season NHL games with Montreal

* Made his debut on May 8, 2021 at Toronto. Also recorded his first NHL point in contest (assist)

2019-20

* Saw first NHL action in six playoff games with Montreal, recording one assist.

2018-19

* Set AHL career-highs in goals (19), assists (35) and points (54), leading Laval in all three categories.

* Named to the AHL All-Star Game

2016-17

* Won the ECHL's Kelly Cup with the Colorado Eagles.

2013-14

* Won the ECHL's Kelly Cup with the Alaska Aces.

2012-13

* Made his pro debut with the Gwinnett Gladiators of the ECHL, posting 10 goals and 20 assists for 30 points in 40 games.

* Was loaned out to the Hamilton Bulldogs of the AHL, collecting eight points (3G-5A) in 14 games.

AMATEUR CAREER

* Played three seasons for the Rimouski Oceanic of the Quebec Major Junior Hockey League (QMJHL) from 2009-10 to 2011-12, collecting 59 goals and 134 assists for 193 points in 158 games.

* In 2011-12, set career-highs in assists (70) and points (92). Ranked tied for fourth in the QMJHL in points and second in assists.

CAREER TRANSACTIONS

* Signed as a free agent by Montreal, May 24, 2019

* Signed as a free agent by NY Rangers, July 1, 2023



CAREER STATISTICS

SEASON	TEAM	LEAGUE	REGULAR SEASON					PLAYOFFS					
			GP	G	A	PTS	PIM	GP	G	A	PTS	PIM	
2008-09	Rivière-du-Loup	QMAA	-	-	-	-	-						
2009-10	Collège Champlain	QJAAAHL	33	14	26	40	62						
	Rimouski	QMJHL	31	10	24	34	20	12	7	4	11	14	
2010-11	Rimouski	QMJHL	64	27	40	67	78	5	2	5	7	6	
2011-12	Rimouski	QMJHL	63	22	70	92	85	21	7	18	25	28	
2012-13	Gwinnett	ECHL	40	10	20	30	36	4	0	2	2	2	
	Hamilton	AHL	14	3	5	8	11						
2013-14	Gwinnett	ECHL	3	0	0	0	8						
	Alaska	ECHL	16	4	8	12	0	18	3	7	10	18	
2014-15	Idaho	ECHL	63	28	41	69	113	6	1	1	2	4	
2015-16	San Antonio	AHL	25	6	4	10	10						
	Fort Wayne	ECHL	29	10	21	31	34	16	6	10	16	20	
2016-17	San Antonio	AHL	45	5	7	12	39						
	Colorado	ECHL	17	10	17	27	18	18	14	12	26	38	
2017-18	San Antonio	AHL	61	14	20	34	63						
2018-19	Laval	AHL	74	19	35	54	80						
2019-20	Montréal	NHL	0	0	0	0	0	6	0	1	1	0	
	Laval	AHL	20	7	7	14	30						
2020-21	Montréal	NHL	2	0	1	1	0						
	Laval	AHL	17	4	10	14	39						
2021-22	Montréal	NHL	11	0	0	0	4						
	Laval	AHL	32	10	12	22	23	15	5	4	9	44	
2022-23	Montréal	NHL	31	6	8	14	13						
	Laval	AHL	31	14	12	26	29						
NHL TOTALS			44	6	9	15	17	6	0	1	1	0	

STATISTICAL BREAKDOWN

SEASON	PPG	SHG	GWG	+/-	S	S%	TF	F%	H	BS	MIN
2020-21	0	0	0	-1	3	0	5	80	2	0	12:08
2021-22	0	0	0	0	13	0	19	36.8	17	5	10:39
2022-23	0	0	0	0	40	15	205	46.8	27	22	10:24
TOTALS	0	0	0	-1	56	10.7	229	46.7	46	27	11:38


CAREER HIGHLIGHTS

CAREER HIGHS (LAST TIME)

GOALS	1 (6x), 3/27/23 at BUF
ASSISTS	2, 1/26/23 vs. DET
POINTS	2 (2x), 1/26/23 vs. DET (2A)
PIM	6, 3/14/23 at PIT
SHOTS	4, 2/14/23 vs. CHI
PLUS/MINUS	3, 3/14/23 at PIT
ICE TIME	20:04, 12/30/21 at CAR
GOAL STREAK	3, 3/5/23 - 3/9/23 (3)
ASSIST STREAK	3, 1/21/23 - 1/26/23 (4)
POINT STREAK	3 (2x), 3/5/23 - 3/9/23 (3G-1A)

NHL FIRSTS

GAME	5/8/21 at TOR
GOAL	2/12/23 vs. EDM (Skinner)
ASSIST	5/8/21 at TOR



NICK BONINO

CENTER

12

HEIGHT: 6'1" - WEIGHT: 198 - SHOOTS: LEFT - BORN: APR. 20, 1988 - BIRTHPLACE: HARTFORD, CT

PROFESSIONAL CAREER

2022-23

* Split time between San Jose (59 GP) and Pittsburgh (3 GP), compiling 10 goals and nine assists for 19 points in 62 games.

* Scored 10-plus goals in a seventh-straight season.

2021-22

* Played in 80 games for San Jose, posting 16 goals and 10 assists for 26 points.

2020-21

* Led Minnesota Wild in faceoff win percentage (52.8%) and team forwards in blocked shots (50)

* Ranked fourth on Minnesota in PK TOI, first among forwards (102:56)

2019-20

* Ranked second on Nashville in goals (18) and even-strength points (34)

* Led Nashville forwards in blocked shots (89)

2018-19

* Appeared in a career-high 81 games with Nashville

* Ranked fourth on team in goals (17), led forwards in blocked shots (70)

2017-18

* Finished third among Nashville forwards in PK TOI (147:56)

* Led team in takeaways (64), finished 19th among NHL forwards in the category

2016-17

* Helped guide Penguins to second-straight Stanley Cup championship

* Led league forwards in blocked shots (99) and was the fourth highest total by a forward since 2005-06

2015-16

* Led Pittsburgh in postseason assists and finished third (tied) in points en route to Stanley Cup Championship

* Ranked fourth among NHL skaters in postseason assists

* Finished fifth on Pittsburgh, second among forwards, in PK TOI (146:44)

2014-15

* Third among NHL forwards in blocked shots (90)

* First among VAN forwards in PK TOI (147:24)

* Set a career high in game-winning goals (6)

2013-14

* Set a career high in goals, assists, points, and power-play points (20) and scored first career overtime goal (Apr. 13, 2014)

* Finished third on Anaheim in goals and points

2009-10

* Made his NHL debut on March 26, 2010 at Edmonton with Anaheim

* Scored first career goal against Dallas on March 29, 2010

AMATEUR CAREER

* Played three seasons of collegiate hockey at Boston University where he recorded 45 goals, 72 assists and 117 points in 116 career games and won the National Championship with the Terriers in 2009.

INTERNATIONAL CAREER

* Played in three World Championships with Team USA in 2015, '18 and '23.

CAREER TRANSACTIONS

* Drafted by San Jose in the sixth round, 173rd overall of the 2007 NHL Entry Draft.

* Traded to Anaheim by San Jose with Timo



Pielmeier and San Jose's 4th round pick (Andrew O'Brien) in 2012 NHL Draft for Travis Moen and Kent Huskins, March 4, 2009.

* Traded to Vancouver by Anaheim with Luca Sbisa and Anaheim's 1st (Jared McCann) and 3rd (later traded to NY Rangers -- NY Rangers selected Keegan Iverson) round picks in 2014 NHL Draft for Ryan Kesler and Vancouver's 3rd round pick (Deven Sideroff) in 2015 NHL Draft, June 27, 2014.

* Traded to Pittsburgh by Vancouver with Adam Clendening and Anaheim's 2nd round pick (previously acquired, Pittsburgh selected Filip Gustavsson) in 2016 NHL Draft for Brandon Sutter and Vancouver's 3rd round pick (previously acquired, Vancouver selected William Lockwood) in 2016 NHL Draft, July 28, 2015.

* Signed as a free agent by Nashville, July 1, 2017.

* Traded to Minnesota by Nashville with a 2nd-round pick in 2020 NHL Draft and 3rd-round pick in 2020 NHL Draft for Luke Kunin and a 4th-round pick in 2020 NHL Draft, October 7, 2020.

* Signed as a free agent by San Jose, July 28, 2021.

* Traded to Montreal by San Jose with a 5th-round pick in the 2024 NHL Draft for Arvid Henrikson, March 3, 2023.

* Traded to Pittsburgh by Montreal for Tony Sund, March 3, 2023.

* Signed as a free agent by NY Rangers, July 1, 2023.

CAREER STATISTICS

SEASON	TEAM	LEAGUE	REGULAR SEASON					PLAYOFFS				
			GP	G	A	PTS	PIM	GP	G	A	PTS	PIM
2007-08	Boston Univ.	NCAA	39	16	13	29	10					
2008-09	Boston Univ.	NCAA	44	18	32	50	30					
2009-10	Boston Univ.	NCAA	33	11	27	38	12					
	Anaheim	NHL	9	1	1	2	6					
2010-11	Anaheim	NHL	26	0	0	0	4	4	0	0	0	2
	Syracuse	AHL	50	12	33	45	32					
2011-12	Anaheim	NHL	50	5	13	18	8					
	Syracuse	AHL	19	6	16	22	2					
2012-13	Neumarkt/Egna	Italy2	19	26	26	52	14					
	Anaheim	NHL	27	5	8	13	8	7	3	1	4	4
2013-14	Anaheim	NHL	77	22	27	49	22	13	4	4	8	8
2014-15	Vancouver	NHL	75	15	24	39	22	6	1	2	3	4
	USA	WC	10	2	2	4	10					
2015-16	Pittsburgh	NHL	63	9	20	29	31	24	4	14	18	12
2016-17	Pittsburgh	NHL	80	18	19	37	16	21	4	3	7	2
2017-18	Nashville	NHL	71	12	13	25	20	13	2	3	5	9
	USA	WC	5	1	3	4	0					
2018-19	Nashville	NHL	81	17	18	35	18	6	0	2	2	2
2019-20	Nashville	NHL	67	18	17	35	16	4	1	0	1	2
2020-21	Minnesota	NHL	55	10	16	26	26	7	0	0	0	0
2021-22	San Jose	NHL	80	16	10	26	18					
2022-23	San Jose	NHL	59	10	9	19	28					
	Pittsburgh	NHL	3	0	0	0	0					
	USA	WC	9	3	1	4	2					
	NHL TOTALS		823	158	195	353	243	105	19	29	48	45

STATISTICAL BREAKDOWN

SEASON	PPG	SHG	GWG	+/-	S	S%	TF	F%	H	BS	MIN
2009-10	1	0	0	0	14	7.1	78	43.6	4	3	14:13
2010-11	0	0	0	-3	23	0	166	47	18	10	9:48
2011-12	0	0	0	1	63	7.9	454	43	18	39	12:29
2012-13	1	0	0	-3	37	13.5	295	46.8	11	49	15:53
2013-14	7	0	2	14	159	13.8	1194	48.8	28	68	16:14
2014-15	1	0	6	7	149	10.1	1245	47.4	31	90	16:55
2015-16	2	1	0	13	97	9.3	918	50.4	22	67	15:50
2016-17	6	1	1	-5	142	12.7	1213	48	60	99	16:39
2017-18	0	0	0	4	83	14.5	970	54.3	18	72	15:38
2018-19	3	0	1	27	118	14.4	1132	51.8	24	70	16:18
2019-20	1	0	3	17	104	17.3	928	52.6	17	89	16:31
2020-21	3	0	2	0	66	15.2	691	52.8	11	50	14:51
2021-22	3	1	0	-25	137	11.7	925	51.4	34	102	16:42
2022-23	0	0	0	-5	91	11	450	48.2	19	79	15:55
TOTALS	28	3	15	+42	1283	12.3	10659	49.9	315	887	15:45

CAREER HIGHLIGHTS

CAREER HIGHS (LAST TIME)


GOALS	3 (3x), 10/29/19 vs. CHI
ASSISTS	4, 3/26/16 at DET
POINTS	4, 3/26/16 at DET (1G-4A)
PIM	14, 4/5/21 vs. COL
SHOTS	9, 10/29/19 vs. CHI
PLUS/MINUS	4 (2x), 2/13/20 vs. NYI
ICE TIME	23:05, 10/17/16 vs. COL
GOAL STREAK	4, 12/4/22 - 12/13/22
ASSIST STREAK	4 (2x), 4/14/21 - 4/19/21
POINT STREAK	4 (6x), 12/4/22 - 12/13/22 (4G-1A)

NHL AWARDS

2017	Stanley Cup
2016	Stanley Cup

NHL FIRSTS

GAME	3/26/10 at EDM
GOAL	3/29/10 vs. DAL (Lehtonen)
ASSIST	4/11/10 vs. EDM



JONNY BRODZINSKI

CENTER

22

HEIGHT: 6'0" - WEIGHT: 204 - SHOOTS: RIGHT - BORN: JUN. 19, 1993 - BIRTHPLACE: HAM LAKE, MN

PROFESSIONAL CAREER

2022-23

* Tallied two points (1G-1A) in 17 games for the Blueshirts with a plus-3 rating.

* With Hartford, led the team in scoring with 48 points and ranked second in assists (27) and tied for second in goals (21).

* Posted two points (1G-1A) in five playoff games with the Wolf Pack.

2021-22:

* Collected one goal and one assist for two points in 22 regular season games with Rangers. Played in one playoff game for the club

* Scored lone goal on Mar. 15 vs. ANA

* Tallied 18 goals and 22 assists for 39 points in 36 games with Hartford and was a plus-8 rating. Finished third on the team in points, tied for second in goals and tied for fifth in assists. Also ranked second in plus/minus

2020-21

* Skated in five games with the Rangers, making his Rangers debut on Feb. 1 vs. PIT

* Tallied his first goal/point as a Ranger on Feb. 26 vs. BOS

* Tallied 17 points (6G-11A) in 14 games with Hartford. Led the Wolf Pack in points per game (1.21), tied for third in assists, and tied for fourth in goals and points

2019-20

* Registered one assist in three games with San Jose.

* Tallied 30 points (14G-16A) in 44 games with San Jose Barracuda of AHL

2018-19

* Recorded three points (2G-1A) in 13 games with Los Angeles.

2017-18

* Tallied six points (4G-2A) in 35 games with Los Angeles.

2016-17

* Recorded two assists in six games with Los Angeles

* Made his NHL debut on Mar. 25 vs. NYR

* Tallied two assists, including his first career NHL assist/point, on Apr. 4 vs. EDM

* Tallied 49 points (27 goals, 22 assists) in 59 games with Ontario ...

* Established AHL career-highs in several categories, including goals, assists, and points

* Selected to play in the 2017 AHL All-Star Classic

* Tied for seventh in the AHL in goals

AMATEUR CAREER

* Spent three seasons at St. Cloud State University, where he collected 112 points (64G-48A) in 120 games.

* In 2014-15, named to the NCHC First All-Star Team

* Led St. Cloud State in goals, power play goals (11), and shots on goal (161), and ranked second in points. in 2014-15

* Helped the team win the Penrose Cup as NCHC Regular Season Champions in 2013-14

* In 2012-13, recorded 33 points (22G-11A) and a plus-28 rating in 42 games, leading all NCAA Division I freshmen in games played, goals, and plus/minus rating

* In parts of two seasons with Fargo of the USHL, notched 12 goals and 15 assists for 27 points in 68 games.

CAREER TRANSACTIONS

* Selected by Los Angeles in the fifth round, 148th overall, of the 2013 NHL Entry Draft, June 30, 2013

* Signed by San Jose as a free agent, July 2, 2019

* Signed by the Rangers as a free agent, October 9, 2020



CAREER STATISTICS

SEASON	TEAM	LEAGUE	REGULAR SEASON					PLAYOFFS				
			GP	G	A	PTS	PIM	GP	G	A	PTS	PIM
2009-10	Blaine High	USHS-MN	30	22	26	48	18	5	0	6	6	0
2010-11	Blaine High	USHS-MN	30	31	29	60	18	5	4	4	8	2
	Team Twin Cities	UMHSEHL	21	11	14	25	10	3	2	3	5	2
	Fargo	USHL	10	2	3	5	2	2	0	0	0	0
2011-12	Fargo	USHL	58	10	12	22	18	6	1	1	2	0
2012-13	St. Cloud State	NCAA	42	22	11	33	10					
2013-14	St. Cloud State	NCAA	38	21	20	41	16					
2014-15	St. Cloud State	NCAA	40	21	17	38	49					
2015-16	Ontario	AHL	65	15	13	28	16	4	2	1	3	2
2016-17	Los Angeles	NHL	6	0	2	2	2					
	Ontario	AHL	59	27	22	49	12	5	2	2	4	2
2017-18	Los Angeles	NHL	35	4	2	6	6					
	Ontario	AHL	29	13	17	30	18	4	1	2	3	2
2018-19	Los Angeles	NHL	13	2	1	3	2					
	Ontario	AHL	3	1	0	1	2					
2019-20	San Jose	NHL	3	0	1	1	0					
	San Jose	AHL	44	14	16	30	26					
2020-21	RANGERS	NHL	5	1	0	1	4					
	Hartford		14	6	11	17	8					
2021-22	RANGERS	NHL	22	1	1	2	10	1	0	0	0	2
	Hartford	NHL	36	18	21	39	34					
2022-23	RANGERS	NHL	17	1	1	2	8					
	Hartford	AHL	47	21	27	48	39	5	1	1	2	0
	NHL TOTALS		101	9	8	17	32	1	0	0	0	2
	NYR TOTALS		44	3	2	5	22	1	0	0	0	2

STATISTICAL BREAKDOWN

SEASON	PPG	SHG	GWG	+/-	S	S%	TF	F%	H	BS	MIN
2016-17	0	0	0	2	17	0	0	--	10	4	12:17
2017-18	0	0	1	4	53	7.6	10	40	35	9	9:30
2018-19	0	0	0	0	17	11.8	2	50	23	7	9:55
2019-20	0	0	0	0	5	0	1	0	3	0	7:24
2020-21	0	0	0	0	7	14.3	1	0	4	2	11:20
2021-22	0	0	0	1	34	2.9	97	50.5	8	8	10:51
2022-23	0	0	0	3	27	3.7	96	53.1	9	4	9:19
TOTALS	0	0	1	+10	160	5.5	207	50.7	92	34	10:01

CAREER HIGHLIGHTS

CAREER HIGHS (LAST TIME)

GOALS	1 (9x), 12/18/22 at CHI
ASSISTS	2, 4/4/17 vs. EDM
POINTS	2, 4/4/17 vs. EDM (2A)
PIM	4, 12/23/17 at SJS
SHOTS	5 (3x), 2/10/18 at TBL
PLUS/MINUS	3, 4/4/17 vs. EDM
ICE TIME	15:52, 3/10/22 at STL
GOAL STREAK	2, 2/9/18 - 2/10/18 (2)
ASSIST STREAK	2, 2/17/18 - 2/19/18
POINT STREAK	2 (3x), 12/18/22 - 12/20/22 (1G-1A)

NHL FIRSTS

GAME	3/25/17 vs. NYR
GOAL	11/18/17 vs. FLA (Reimer)
ASSIST	4/4/17 vs. EDM



FILIP CHYTIL

CENTER

72

HEIGHT: 6'2" - WEIGHT: 204 - SHOOTS: LEFT - BORN: SEP 5, 1999 - BIRTHPLACE: KROMERIZ, CZECH REPUBLIC

PROFESSIONAL CAREER

2022-23

* Registered a career-high in goals (22), assists (23), points (45) and plus/ minus (+15).

* Among all NHL players who averaged 15 minutes or less of ice time this season, ranked tied for second in points and second in goals

* Ranked ninth among under-23 centers in goals.

* Became the seventh Rangers player in the past 20 years to record a 20-goal season at age 23 or younger. He joined Pavel Buchnevich (21 in 2018-19), J.T. Miller (22 in 2015-16), Chris Kreider (21 in 2014-15), Derek Stepan (21 in 2010-11), Brandon Dubinsky (20 in 2009-10) and Petr Prucha (30 in 2005-06).

* Had points in a career-long six games (7G-2A) from Jan. 23-Feb. 10.

* Played in his 300th career game on Feb. 17, 2023 against the Oilers.

2021-22

* Registered 22 points (8G-14A) in 67 games with the Rangers

* Tied a career-high at the time with 14 assists ... Recorded a career-high 21:02 of TOI on Oct. 16 at MTL

* Played his 200th career game on Nov. 18 at TOR

* Notched seven goals and two assists for nine points in 20 playoff games

* Scored three postseason GWGs

* Only four skaters in Rangers history have recorded more postseason goals before age 23 than Chytil (7): Alex Kovalev (13), Ron Duguay (11), Don Maloney (8) and Don Murdoch (8)

* Only five players in NHL history have scored more game-winning goals in a single playoff year at age 22 or younger than Chytil (3): Jake Guentzel (5 in 2017), Chris Drury (4 in 1999), Jaromir Jagr

(4 in 1992), Claude Lemieux (4 in 1986) and Steve Payne (4 in 1981)

2020-21

* Among players who were in their age 21 season or younger (min. 20 games played): ranked 12th in points per game and tied for 15th in goals per game (0.19)

* Ranked sixth among NHL centers (min. 20 games played) in points per 60 minutes of ice time at 5-on-5 (2.60) and assists per 60 minutes of ice time at 5-on-5 (1.65)

* Ranked second on the Rangers (min. 10 games played) in assists per 60 minutes of ice time at 5-on-5, ranked third in points per 60 minutes of ice time at 5-on-5, and ranked fourth in goals per 60 minutes of ice time at 5-on-5 (0.94)

* Led the Rangers (min. 10 games played) in individual shot attempts per 60 minutes of ice time at 5-on-5 (13.33) and individual shots on goal per 60 minutes of ice time at 5-on-5 (8.61)

* The Rangers posted a 14-3-3 record in games which he tallied a point, including a 6-1-1 record in games which he registered a goal

2019-20

* Registered 14 goals and 23 points in 60 games

* Ranked third among NHL players 20 years old or younger in goals; only trailed Andrei Svechnikov and Brady Tkachuk

* Ranked fifth on the Rangers in even strength goals (13) and ranked fourth on the team in goals per 60 minutes of ice time at 5-on-5 (1.01); only trailed Zibanejad, Panarin, and Kreider)

* Skated in his 100th career NHL game (and his 100th game as a Ranger) on Nov. 30 at NJD

* Became the fifth player in franchise history to tally 25 or more goals at age 20 or younger (Murdoch, Allison, Kovalev, Sandstrom)

* Made his playoff debut in Game 1 of the



Qualifying Round at CAR on Aug. 1.

* Registered nine points (three goals, six assists) and a plus-nine rating in nine games with Hartford prior to being recalled by the Rangers on Oct. 28

* Ranked fourth in the AHL in plus/minus rating and was tied for 11th in the AHL in points at the time he was recalled by the Rangers

2018-19

* Among NHL players who were either in their age 18 or age 19 season: tied for fourth in goals (11), ranked fifth in games played (75), ranked sixth in shots on goal (133), and ranked seventh in points (23)

* Skated in more games in one season than any teenager forward in franchise history

* The Rangers posted a 9-2-0 record when he registered a goal

* Posted a career-high five-game goal/point streak from Nov. 12 vs. VAN to Nov. 21 vs. NYI (five goals over the span), becoming the first teenager to record a five-game goal streak in franchise history and the second teenager to notch a five-game point streak in franchise history (Allison – 1980-81 season) ... Chytil's five-game goal streak was one game shy of the Rangers' rookie record

* Registered the game-winning goal in back-to-back games on Nov. 19 vs. DAL and Nov. 21 vs. NYI; became the first Rangers rookie to record the game-winning goal in two consecutive games since Steven King (1992-93) ...

* Posted a three-game point streak from Jan. 10 at NYI to Jan. 13 at CBJ (one goal, two assists) ...

* Tallied his 10th career NHL goal on Jan. 19 at BOS; became the third player in franchise history to register 10 or more goals as a teenager (Allison and Kovalev)

* Registered his 20th point of the season by tallying an assist on Feb. 19 at CAR; became the first teenage forward to record 20 or more points in a season with the Rangers since Kovalev (1992-93)

2017-18

* Registered three points (one goal, two assists) in nine games with the Rangers

* Was one of six 18-year-olds who played at least one NHL game during the season

* Won the Lars-Erik Sjoberg Award as the Top Rangers rookie in Training Camp

* Made his NHL debut on Oct. 5 vs. COL; at 18 years and 30 days old, became the fourth-youngest player to appear in a game with the Rangers in franchise history, and the only players who were younger were Harry Lumley (17 years, 42 days on Dec. 23, 1943), Len Wharton (17 years, 81 days on Mar. 4, 1945), and Don Raleigh (17 years, 125 days on Oct. 30, 1943)

* Became the first Ranger to wear jersey No. 72 in a regular season game

* Tallied his first career NHL assist/point on Mar. 26 vs. WSH; became the first 18-year-old to record an assist/point with the Rangers since Malhotra in 1998-99

* Recorded his first career NHL goal on Mar. 30 vs. TBL; became the fourth-youngest player to register his first goal for the Rangers.

AHL CAREER

2017-18

* Registered 31 points (11 goals, 20 assists) in 46 games with Hartford

* His 31 points were tied for the 12th-most a player younger than 19 years old tallied in one season in AHL history

* Led all AHL players younger than 20 years old in goals and points per game (0.69), and ranked second among all AHL players younger than 20 years old in assists and points at the time he was recalled by the Rangers on Mar. 25

* Became the youngest player to appear in an AHL game since Mario Tremblay in 1974

EUROPEAN CAREER

2016-17

* Skated in 38 games with Zlin in the Czech Extraliga, registering four goals and four assists for eight points, along with 16 penalty minutes

* Was one of 21 players younger than 18 years old who played in the league; ranked second among players younger than 18 years old in the league in games played, goals, and points.

2015-16

* Registered 50 points (28 goals, 22 assists) in 30 games with Zlin's U18 team.

2014-15

* Split the season between Zlin's U16 team and U18 team

* Recorded 48 points (30 goals, 18 assists) and a plus-36 rating in 25 games with Zlin's U16 team

* Registered nine points (six goals, three assists) in 19 games with Zlin's U18 team. 2013-14: Tallied 21 points (11 goals, 10 assists) in 24 games with Zlin's U16 team

* Notched two points (one goal, one assist) in three playoff games.

2012-13

* Skated in one game with Zlin's U16 team as a 13-year-old.

INTERNATIONAL CAREER

2021

* Registered four points (two goals, two assists) in eight games while representing the Czech Republic at the 2021 IIHF World Championship.

2019

* Recorded two points (one goal, one assist) and a plus-four rating in five games while representing the Czech Republic at the 2019 IIHF World Championship ... Played in his 10th career World Championship game against Russia on May 13, setting a record for the most career World Championship games played by a teenager with the Czech Republic (since 1993).

2018

* Registered four points (two goals, two assists) in seven games while representing the Czech Republic at the 2018 IIHF World Junior Championship

* Tallied two points (one goal, one assist) in seven games while representing the Czech Republic at the 2018 IIHF World Championship

* Became the youngest player to score a goal for the Czech Republic in an IIHF World Championship game.

2017

Recorded five points (two goals, three assists) in five games while representing the Czech Republic at the 2017 IIHF U18 World Championship.

2016

* Recorded three goals and one assist for four points in five games while helping the Czech Republic earn a gold medal at the 2016 Ivan Hlinka Memorial Tournament.

2015

* Tallied one assist in five games while representing the Czech Republic at the 2015 World U17 Hockey Challenge.

CAREER TRANSACTIONS

* Selected by the Rangers in the first round, 21st overall, of the 2017 NHL Entry Draft.

CAREER STATISTICS

SEASON	TEAM	LEAGUE	REGULAR SEASON					PLAYOFFS				
			GP	G	A	PTS	PIM	GP	G	A	PTS	PIM
2012-13	Zlin U16	CZE-U16	1	0	0	0	0	-	-	-	-	-
2013-14	Zlin U16	CZE-U16	24	11	10	21	8	3	1	1	2	0
2014-15	Zlin U18	CZE-U18	19	6	3	9	10	-	-	-	-	-
	Zlin U16	CZE-U16	25	30	18	48	16	5	4	6	10	6
2015-16	Zlin U18	CZE-U18	30	28	22	50	8	-	-	-	-	-
	Czech Republic	WHC-I7	5	0	1	1	0	-	-	-	-	-
2016-17	Zlin	CZE	38	4	4	8	16	-	-	-	-	-
	Zlin U20	CZE-U20	2	0	0	0	0	1	0	0	0	0
	Czech Republic	WJC-18	5	2	3	5	2	-	-	-	-	-
2017-18	RANGERS	NHL	9	1	2	3	4	-	-	-	-	-
	Hartford	AHL	46	11	20	31	6	-	-	-	-	-
	Czech Republic	WC	7	1	1	2	2	-	-	-	-	-
2018-19	Czech Republic	WJC	7	2	2	4	0	-	-	-	-	-
	RANGERS	NHL	75	11	12	23	8	-	-	-	-	-
	Czech Republic	WC	5	1	1	2	2	-	-	-	-	-
2019-20	RANGERS	NHL	60	14	9	23	10	3	0	0	0	2
	Hartford	AHL	9	3	6	9	2	-	-	-	-	-
2020-21	RANGERS	NHL	42	8	14	22	10	-	-	-	-	-
	Czech Republic	WC	8	2	2	4	2	-	-	-	-	-
2021-22	RANGERS	NHL	67	8	14	22	14	20	7	2	9	4
2022-23	RANGERS	NHL	74	22	23	45	30	7	1	3	4	0
NHL/NYR TOTALS			327	64	74	138	76	30	8	5	13	6

STATISTICAL BREAKDOWN

SEASON	PPG	SHG	GWG	+/-	S	S%	TF	F%	H	BS	MIN
2017-18	0	0	0	-5	21	4.8	76	36.8	3	1	13:37
2018-19	3	0	2	-22	133	8.3	175	38.9	29	21	13:47
2019-20	1	0	2	-7	114	12.3	515	38.5	13	31	14:50
2020-21	0	0	0	9	76	10.5	304	42.8	15	19	13:14
2021-22	0	0	1	-1	135	5.9	311	43.4	24	27	13:11
2022-23	3	0	4	15	177	12.4	631	39.8	36	38	14:41
TOTALS	7	0	9	-11	656	9.8	2012	40.3	120	137	13:59

CAREER HIGHLIGHTS

CAREER HIGHS (LAST TIME)

GOALS	2 (4x), 2/6/23 vs. CGY
ASSISTS	2 (4x), 11/22/22 at LAK
POINTS	2 (17x), 3/25/23 at FLA (1G-1A)
PIM	4, 12/2/22 vs. OTT
SHOTS	6 (7x), 4/10/23 vs. BUF
PLUS/MINUS	3, 3/4/21 at NJD
ICE TIME	21:02, 10/16/21 at MTL
GOAL STREAK	5 (2x), 1/23/23-2/8/23 (7)
ASSIST STREAK	3 (3x), 3/31/23 - 4/5/23 (3)
POINT STREAK	6, 1/23/23 - 2/10/23 (7G-2A)

NHL FIRSTS

GAME	10/5/17 vs. COL
GOAL	3/30/18 vs. TBL (Domingue)
ASSIST	3/26/18 vs. WSH

RANGERS RECORDS

Longest Goal Streak by a Teenager - 5 (11/12/18 - 11/21/18)
 Games Played by a Teenage Forward in One Season - 75

RANGERS AWARDS

John Halligan Good Guy Award (Cooperation with Media) - 2022-23

Lars-Erik Sjoberg Award (Best Rookie of Training Camp) - 2017



**WILL
CUYLLE**
LEFT WING

50

HEIGHT: 6'3" - WEIGHT: 210 - SHOOTS: LEFT - BORN: FEB. 5, 2002 - BIRTHPLACE: TORONTO, ON

CAREER HIGHLIGHTS

2022-23

* Played in four games with the Rangers after making his NHL debut on January 25 against Toronto.

* Tabbed 45 points (25G-20A) in 69 games with Hartford, the second highest tally on the team. Led club in goals.

2021-22

* Skated in 59 games for the Windsor Spitfires of the OHL, posting 43 goals and 37 assists for 80 points and a plus-22 rating. Was captain of Windsor.

* Ranked tied for sixth in the OHL in goals.

* In the postseason, recorded 31 points (15G-16A) in 25 game. Ranked fourth in the OHL in playoff points, third in goals and fourth in assists.

* Earned a gold medal with Canada at the World Junior Championships, posting four points (2G-2A) in seven games.

2020-21

* Registered five points (two goals, three assists) and 35 penalty minutes in 18 games with Hartford.

* Ranked second on the Wolf Pack in penalty minutes per game (1.94).

* Ranked second among all AHL rookies (min. 15 games played) in penalty minutes per game.

* Tallied his first career AHL goal/point while making his AHL debut on Feb. 7 vs. Bridgeport

2019-20

* Recorded 42 points (22 goals, 20 assists) in 62 games with Windsor

* Established OHL career-highs in several categories, including assists, points, power play goals (seven), and shots on goal (200)

* Tied for third on Windsor in power play goals, ranked fourth in shots on goal, and ranked fifth in goals

2018-19

* Tallied 41 points (26 goals, 15 assists) in 63 games in his rookie season in the OHL with Windsor.

* Selected to the OHL Second All-Rookie Team; ranked fifth among OHL rookies in goals and ranked seventh among OHL rookies in points.

* Ranked third on Windsor in goals and shots on goal (187), and ranked sixth in points

* Was selected by Peterborough with the third overall pick in the 2018 OHL Priority Selection Draft.

* Registered three points (two goals, one assist) in five games while helping Canada earn a silver medal at the 2019 Hlinka Gretzky Cup.

2017-18

* Tallied 62 points (33 goals, 29 assists) in 43 games with the Toronto Marlboros U16 AAA team in the Greater Toronto Hockey League (GTHL).

* Tallied three points (two goals, one assist) in five games while playing with Canada-Black at the 2018 World U17 Hockey Challenge

CAREER TRANSACTIONS

* Selected by the Rangers in the second round, 60th overall, of the 2020 NHL Entry Draft.



CAREER STATISTICS

SEASON	TEAM	LEAGUE	REGULAR SEASON					PLAYOFFS				
			GP	G	A	PTS	PIM	GP	G	A	PTS	PIM
2017-18	Toronto	GTHL U16	43	33	29	62	-	-	-	-	-	-
2018-19	Windsor	OHL	63	26	15	41	50	4	2	1	3	6
	Canada Black	WHC-17	5	2	1	3	2	-	-	-	-	-
2019-20	Windsor	OHL	62	22	20	42	37	-	-	-	-	-
2020-21	Hartford	AHL	18	2	3	5	35	-	-	-	-	-
2021-22	Windsor	OHL	59	43	37	80	48	25	15	16	31	30
	Canada U20	WJC-20	7	2	2	4	25	-	-	-	-	-
2022-23	RANGERS	NHL	4	0	0	0	10	-	-	-	-	-
	Hartford	AHL	69	25	20	45	59	9	1	2	3	2
NHL/RANGERS TOTALS			4	0	0	0	10	-	-	-	-	-

STATISTICAL BREAKDOWN

SEASON	PPG	SHG	GWG	+/-	S	S%	TF	F%	H	BS	MIN
2022-23	0	0	0	-2	1	0.0	2	0.0	8	0	6:58
TOTALS	0	0	0	-2	1	0.0	2	0.0	8	0	6:58

NHL FIRSTS

GAME 1/25/23 at TOR



**ADAM
FOX**
DEFENSEMAN

23

HEIGHT: 5'11" - WEIGHT: 185 - SHOOTS: RIGHT - BORN: FEB. 17, 1998 - BIRTHPLACE: JERICHO, NY

PROFESSIONAL CAREER

2022-23

- * One of three finalists for the Norris Trophy.
- * Among NHL defensemen in 2022-23, ranked tied for fourth in assists (60) and eighth in points (72).

* Notched four assists in Game 1 vs. NJD, for the second time in his career, becoming the second defenseman in NHL history with multiple four-assist outings in his playoff career, joining Paul Coffey (4x; last: Game 2 of 1991 DF).

* Joined Brian Leetch as the only two Rangers defensemen to have multiple 60-plus assist seasons.

* Established a career-high of 12 goals, games played (82) and plus/minus (+28).

* Recorded his second straight 70-point season and became the second defenseman to do so with the Rangers, joining Brian Leetch (2 from 1995-96 - 1996-97 & 2 from 1990-91 - 1991-92).

* Became the fourth active defenseman to record back-to-back 70-point seasons. The others: John Carlson (2 from 2018-19 - 2019-20), Brent Burns (2 from 2015-16 - 2016-17) and Erik Karlsson (2 from 2015-16 - 2016-17).

* Ranked tied for fourth among NHL d-men in game-winning goals (5) and tied for first in takeaways (88).

* Rangers held a 15-0-0 record in the regular season when he recorded multiple points.

* Reached 20 career playoff assists. He required the fewest games (24 GP) in Rangers history to reach 20 career postseason assists, besting the previous mark set by Brian Leetch (26 GP) and required the second-fewest games by a defenseman in NHL history to record 20 career playoff assists, trailing only Gary Suter (23 GP).

* Had six points through two games of postseason, tying John Carlson (w/ WSH in 2018) and Gary Suter (w/ CGY in 1988) for the most through the first two playoff games by a defenseman in NHL history. Became the sixth defenseman in NHL history with six points through his first two games in a playoff year, joining Gary Suter in 1988, John Carlson in 2018, Al MacInnis in 1999, Bobby Orr in 1971 and Pierre Pilote in 1964.

* With 31 points in 29 playoff games, became the fifth-fastest defenseman in NHL history to reach 30 career postseason points, trailing Brian Leetch (26 GP), Al MacInnis (27 GP), Denis Potvin (28 GP) and Bobby Orr (28 GP).

2021-22

* Ranked third among NHL defensemen in assists (63) and fourth in points (74)

* Point total was the ninth most in franchise history by a defenseman and his assist total was the fifth most in a single season by a Rangers defenseman

* Ranked tied for second in the NHL in power play assists with 33 ..

* First NYR d-man to record 50 assists since Brian Leetch in 2000-01

* Named to 2022 All-Star Game in Vegas but did not participate due to injury

* Signed a seven-year extension on November 1

* Tied for the team-lead in goals with 11, which were also tied for the 16th most by a defenseman in the NHL

* Among defensemen who played 20 or more games, he ranked fourth with 0.95 points per game

* Led the Blueshirts blueline with 23:54 of average time on ice - the 20th highest among NHL defensemen

* Recorded his sixth career three-point game on Oct. 29 vs. CBJ

* Recorded his 100th career point in his 135th career game on Nov. 2 at VAN; became the 22nd defenseman in NHL history and third in Rangers history (Sergei Zubov, Brian Leetch) to notch 100 points in 135 or fewer games

* With 12 points through 11 games, became the first Rangers defenseman since Brian Leetch in 2000-01 to record 10 or more assists/12 or more



points through the first 11 games of a season

* On Nov. 13 at CBJ, passed Brad Park for the fifth most assists by a Rangers defenseman within their first three career seasons (87). Those with more were Reijo Ruotsalainen (130), Sergei Zubov (126), Brian Leetch (125) & Ron Greschner (94)

* Played in his 150th career game on Dec. 8 vs. COL

* On Dec. 10 at BUF, recorded his 100th career assist in his 151st game. Fox tied Quinn Hughes (151 GP) and Brian Leetch (151 GP) as the sixth-fastest defensemen in NHL history to reach the milestone. The only blueliners to require fewer games: Sergei Zubov (127 GP), Mark Howe (135 GP), Stefan Persson (135 GP), Al MacInnis (144 GP) and Larry Murphy (150 GP) ... With the milestone, Fox tied Brian Leetch (151 GP) for the second-fewest games to reach 100 assists by a Rangers defenseman in franchise history, behind only Sergei Zubov (127 GP)

* On Jan. 19 vs. TOR, became the first Rangers defenseman since Brian Leetch in 2000-01 to reach the 40-point mark in 40 games played or fewer. Also became the third different defenseman in franchise history with 35 or more assists through 40 games played in a season, joining Brian Leetch and Sergei Zubov ...

* Scored the shootout winner on his first career shootout attempt on Jan. 24 at LAK

* Notched his 50th point of the season in his 50th game of the season (7G-43A) on Feb. 27 vs. VAN, requiring the fewest games to do so by a Rangers blueliner since Brian Leetch (44 GP in 2000-01). Fox became the third Ranger to reach the 50-point mark.

* Scored his first career overtime goal to cap off his three-point night (1G-2A) on Mar. 15 vs. ANA

* Collected his 58th assist of the season on Apr. 16 vs. DET, tying Brian Leetch (2000-01, 1996-97) for the fifth most assists by a Rangers defenseman in a single season

* On Apr. 21 at NYI, finished his first 200 games with 137 assists, the sixth most by a defenseman through their first 200 games in NHL history

* Finished with five goals and 18 assists for 23 points in 20 playoff games, the second most points in a single playoff year by a Rangers defenseman (Brian Leetch - 34 in 1994)

* In G1 of the First Round against Pittsburgh, opened the scoring for New York with his first career playoff goal/point. It marked the ninth

time in franchise history that a defenseman scored the team's first goal of the postseason and the first since Matt Gilroy in Game 1 of the 2011 Conference Quarterfinals

* Became the fourth New York-born player in franchise history to score a playoff goal for the Rangers, following Ryan Callahan (14 G), Brian Mullen (2 G) and Matt Gilroy (1 G)

* In G6 of First Round, tallied four assists, becoming the fifth player in Rangers history to record four-plus assists in a playoff game, joining Jaromir Jagr (April 17, 2007), Dave Maloney (April 9, 1983), Mikko Leinonen (April 8, 1982) and Jean Ratelle (April 22, 1971). The last NHL defenseman to notch four or more assists in a playoff game before him was Kris Letang on May 22, 2013

* Became the first Rangers defenseman to record four points in a potential elimination game in G6, besting the previous mark shared by four others: Brian Leetch (1G-2A in Game 7 of 1992 DSF), James Patrick (3A in Game 7 of 1992 DSF), Willie Huber (1G-2A in Game 5 of DSF) and Reijo Ruotsalainen (1G-2A in Game 6 of 1982 DF)

* Became the fourth defenseman in NHL history with at least one point in all seven games of a series, joining Miro Heiskanen (DAL - 2020 - R2), Larry Murphy (PIT - 1995 - CQF), and Paul Reinhart (CGY - 1984 - Div. Finals). Fox is the first skater (defenseman or forward) in Rangers history to accomplish the feat

* In G4 of Second Round, became the sixth player in franchise history with a postseason-opening home point streak of six or more games, joining Mark Messier (7 GP in 1994), Wayne Gretzky (6 GP in 1997), Luc Robitaille (6 GP in 1997), Pierre Larouche (6 GP in 1986) and Brad Park (6 GP in 1974)

* Became the first Rangers defenseman to record 10 assists in a single playoff year since Ryan McDonagh (13A) in 2014

* Had a home point streak of nine playoff games. Only two defensemen in NHL history have recorded a longer such run in a playoff year: Ray Bourque (10 GP in 1991) and Paul Coffey (10 GP in 1985)

* Recorded his fourth-straight multi-point game in G2 of the ECF, surpassing Brian Leetch (1992 & 1995) for the longest multi-point streak by a defenseman in Rangers playoff history

* With 23 points, recorded the most points by a defenseman in NHL history through 20 career

playoff games, surpassing Brian Leetch (22 PTS in 20 GP).

2020-21

Won the Norris Trophy, which is awarded annually "to the defense player who demonstrates throughout the season the greatest all-round ability in the position"; became the fourth Ranger in franchise history to win the award (Harvey - 1961-62; Howell - 1966-67; Leetch - 1991-92 and 1996-97)

* Became the second defenseman in NHL history to win the Norris Trophy in one of his first two seasons in the league (Bobby Orr - won the award in his second NHL season in 1967-68)

* Became the fourth American defenseman in NHL history to win the Norris Trophy (Langway, Chelios, and Leetch)

* Was named to the NHL's First All-Star Team

* Established career-highs in several categories, including points (47), assists (42), and average ice time (24:42)

* Led NHL defensemen in assists, ranked second in points and power play assists (21), tied for second in power play points (23), ranked third in takeaways (38), and tied for 16th in plus/minus rating (plus-19)

* Became the first NHL defenseman to lead all NHL defensemen in assists in one of his first two seasons in the league since Zubov in 1993-94 and only the third defenseman to do so since 1925-26 (Zubov - 1993-94; Roger Leger - 1946-47) ... Ranked third in the NHL in power play assists, tied for sixth in assists, tied for seventh in power play points, and ranked 11th in average ice time

* Was the only NHL player who logged at least 200:00 of power play ice time and 140:00 of shorthanded ice time

* Led the Rangers in assists, average ice time, power play assists, power play points, and blocked shots (102), ranked second in takeaways and plus/minus rating, and ranked fifth in points

* Became the fourth defenseman in franchise history to average at least 0.75 assists per game in a season (min. 10 games played), joining Leetch (four times), Park, and Zubov; became the first Rangers defenseman to do so since Leetch in 1995-96

* Became the eighth defenseman in franchise history to average at least 0.85 points per game in

a season (min. 10 games played), joining Leetch (nine times), Park (four times), Greschner (four times), Zubov (twice), Ruotsalainen (twice), J. Patrick (twice), and Beck; became the first Rangers defenseman to do so since Leetch in 2000-01

* Led the Rangers in ice time in 46 of the team's 56 games (including 46 of the 55 games he played)

* His 24:42 average ice time was the most a Ranger averaged in one season since McDonagh (24:49 in 2013-14)

* Named the Rangers' MVP and the winner of the Steven McDonald Extra Effort Award; became the seventh Ranger to be named the Team's MVP (as chosen by the media) and to receive the Steven McDonald Extra Effort Award (as chosen by the fans) since 1987-88, which was the first year the Steven McDonald Extra Award was presented, joining Graves (1992-93 and 1993-94), Messier (1994-95 and 1995-96), Leetch (1996-97), Gretzky (1997-98), Lundqvist (2017-18), and Zibanejad (2018-19) as the only players to win both awards in the same season

* Became the second defenseman to be named the winner of the Steven McDonald Extra Effort Award (Leetch - 1996-97)

* Became the first Ranger to be named the team's MVP in one of his first two seasons in the NHL since Lundqvist in 2006-07 and the first Rangers skater since Leetch in 1988-89

* Registered 20 points (three goals, 17 assists) in March; became the third Rangers defenseman to record at least 20 points in a calendar month in franchise history (Leetch - five times; Park - once)

* Led the NHL in assists in March; led NHL defensemen in assists and points during the month ... Posted a career-high 12-game point streak from Mar. 17 vs. PHI to Apr. 8 vs. PIT (three goals, 19 assists), including a career-high seven-game assist streak from Mar. 17 vs. PHI to Mar. 28 at WSH (13 assists over the seven games); the 12-game point streak was tied for the fifth-longest by a defenseman in franchise history

* Selected as the NHL's First Star of the Week for the week ending on Mar. 28; became the eighth NHL defenseman (and first Rangers defenseman) to be named the NHL's First Star of the Week since the league began awarding Three Stars of the Week in 2006-07 (Hedman, Carlson, Giordano (twice), Pietrangelo, Byfuglien, Karlsson, Kaberle)

* Recorded three points (one goal, two assists), recorded two power play assists, and posted a plus-two rating in a team-high 24:14 of ice time while skating in his 100th career NHL game (and his 100th career game with the Rangers) on Mar. 22 vs. BUF

* Tallied 63 points (11 goals, 52 assists) through his first 100 career NHL games; the only Rangers defensemen who registered more points than him within their first 100 career NHL games are Leetch (99), Zubov (91), and Ruotsalainen (72), and the only defensemen who tallied more assists than Fox within their first 100 career NHL games are Zubov (75) and Leetch (69)

* Established single-game career-highs with five assists and five points, recorded three power play assists and one shorthanded assist, and logged a team-high 21:55 of ice time on Mar. 25 at PHI; tied the single-game franchise record for assists, and tied single-game franchise records for assists and points by a defenseman

* Recorded an assist, which was his 35th assist and 40th point of the season, and posted a plus-two rating on Apr. 15 vs. NJD; became the first Rangers defenseman 23 years old or younger to tally at least 35 assists in a season since Zubov in 1993-94, and became the second defenseman in franchise history to tally 40 or more points in each of his first two NHL seasons (Ruotsalainen - 1981-82 and 1982-83)

2019-20

* Registered 42 points (eight goals, 34 assists) and posted a plus-22 rating in 70 games in his rookie season

* His 42 points were the fifth-most by a Rangers rookie defenseman in one season in franchise history, and his 34 assists were tied for the fourth-most by a Rangers rookie defenseman in one season in franchise history

* Was one of four players who skated in each of the Rangers' 70 games; was the first rookie who skated in each of the Rangers' games in one season since Stepan in 2010-11, and was also the first Rangers rookie defenseman who skated in each of the team's games in one season since Laidlaw in 1980-81

* Tied for second among NHL rookie defensemen in goals, ranked third among NHL rookie defensemen in assists and points, and tied for first among NHL rookie defensemen in game-winning goals (four); his four game-winning goals were the most by a Rangers rookie defenseman in one season in franchise history

* Led NHL rookies in plus/minus rating and takeaways (57), tied for first among NHL rookies in game-winning goals, ranked third in assists, and tied for fourth in points; his plus-22 rating was the third-best by a Rangers rookie in one season since the NHL began to track plus/minus rating in 1959-60 (Vickers - plus-35 in 1972-73; Fairbairn - plus-23 in 1969-70), as well as the best plus/minus rating by a Rangers rookie defenseman in one season since the NHL began to track the statistic

* Became the third Ranger to either lead NHL rookies or tie for first among NHL rookies in plus/minus rating since 1959-60 (Karpovtsev - tied for first in 1993-94; Hagelin - led NHL rookies outright in 2011-12)

* His 57 takeaways were the second-most by an NHL rookie defenseman in one season since the NHL began to track takeaways in 2005-06 (John Carlson - 60 takeaways in 2010-11)

* Recorded 13 more takeaways than any other NHL rookie during the season

* Tied for 14th in the NHL in takeaways and tied for 16th in the NHL in plus/minus rating

* Ranked second among NHL defensemen in takeaways and tied for seventh among NHL defensemen in plus/minus rating

* Led the Rangers in takeaways, ranked second in plus/minus rating, and tied for fourth in assists

* Led Rangers defensemen in plus/minus rating and game-winning goals, ranked second in assists and points, and tied for second in goals

The Rangers posted a 22-8-2 record in games which he registered a point, including an 8-0-0 record in games which he tallied a goal

* Won the Lars-Erik Sjoberg Award as the top rookie in Training Camp

* Made his NHL/Rangers debut on Oct. 3 vs. WPG

* Tallied his first career NHL assist/point on Oct. 24 vs. BUF

* Registered his first career NHL goal and posted a plus-two rating on Oct. 29 vs. TBL

* Posted a five-game point streak from Nov. 4 vs. OTT to Nov. 12 vs. PIT (two goals, four assists)

* Recorded two points (one goal, one assist), including his first career NHL game-winning goal, on Nov. 27 vs. CAR

* Skated in three playoff games

* Posted a plus-two rating while making his playoff debut in Game 1 of the Qualifying Round at CAR on Aug. 1.

COLLEGE CAREER

2018-19

* Established collegiate career-highs in several categories, including goals (nine), assists (39), points (48), and plus/minus rating (plus-23)

* Named a finalist for the Hobey Baker Award as the top player in collegiate hockey and was named a First Team All-American

* Named the 2019 Walter Brown Award winner (best American-born college hockey player in New England), the ECAC Hockey Player of the Year, and the Ivy League Player of the Year; was selected to the ECAC Hockey First Team

* Led the NCAA in assists and ranked fourth in the NCAA in points

* Became the first defenseman to lead the NCAA in assists since 2005-06

* Led the NCAA in assists per game (1.18) and points per game (1.45); was the first NCAA defenseman (min. 10 games played) to lead the nation in points per game since 1974-75

* Established single-season Harvard records for assists and points by a defenseman.

2017-18

* Named a First Team All-American, named to the ECAC First All-Star Team, and named to the All-Ivy League First Team for the second consecutive season

* Ranked third among NCAA defensemen in assists per game (0.76) and tied for third among NCAA defensemen in points per game (0.97)

* Led Harvard in assists (22) and ranked third on the team in points (28). 2016-17: Named a First Team All-American as a freshman

* Named to the ECAC First All-Star Team and the All-Ivy League First Team, and was named the ECAC Rookie of the Year and the Ivy League Rookie of the Year ...

* Became the first NCAA defenseman in his U19 season to tally at least 40 points since Brian Leetch ... Led NCAA defensemen in assists (34) and points (40) ... Helped Harvard win the ECAC Championship and was named to the ECAC All-

Tournament Team.

USDP CAREER

2015-16

* Tallied 59 points (nine goals, 50 assists) in 64 games with the U.S. National U18 Team. 2014-15: Recorded 27 points (four goals, 23 assists) in 54 games with the U.S. National U17 Team.

INTERNATIONAL CAREER

2019

* Recorded one assist in eight games while representing the United States at the 2019 IIHF World Championship.

2018

* Registered five points (one goal, four assists) while helping the United States earn a bronze medal at the 2018 IIHF World Junior Championship

* Named one of the Top Three Players on his Team in the tournament.

2017

* Recorded four assists while helping the United States win a gold medal at the 2017 IIHF World Junior Championship.

2016

* Registered nine points (one goal, eight assists) and a plus-15 rating in seven games while helping the United States earn a bronze medal at the 2016 IIHF U18 World Championship

* Named the Best Defenseman in the tournament and was selected to the Tournament All-Star Team

* Led all defensemen in the tournament in points (nine) and tied for first among all defensemen in the tournament in assists (eight).

2014

* Helped the United States earn a silver medal at the 2014 World U17 Hockey Challenge.

CAREER TRANSACTIONS

* Selected by Calgary in the third round, 66th overall, of the 2016 NHL Entry Draft.

* Traded to Carolina by Calgary with Dougie Hamilton and Micheal Ferland for Noah Hanifin and Elias Lindholm, June 23, 2018.

* Traded to NY Rangers by Carolina for NY Rangers' 2nd-round pick in 2019 NHL Draft and a conditional pick in 2020 NHL Draft, April 30, 2019.

CAREER STATISTICS

SEASON	TEAM		REGULAR SEASON					PLAYOFFS				
			GP	G	A	PTS	PIM	GP	G	A	PTS	PIM
2012-13	Long Island Gulls	AYBHL	21	12	27	39	39	-	-	-	-	-
2013-14	Long Island Gulls 16U	AYHL	22	14	37	51	38	-	-	-	-	-
2014-15	U.S. National U17 Team	USDP	54	4	23	27	40	-	-	-	-	-
	Team USA	USHL	34	3	14	17	26	-	-	-	-	-
2015-16	United States	WHC-17	6	0	2	2	0	-	-	-	-	-
	U.S. National U18 Team	USDP	64	9	50	59	12	-	-	-	-	-
	Team USA	USHL	25	5	17	22	2	-	-	-	-	-
2016-17	United States	WJC-18	7	1	8	9	0	-	-	-	-	-
	Harvard University	NCAA	35	6	34	40	6	-	-	-	-	-
2017-18	United States	WJC	7	0	4	4	2	-	-	-	-	-
	Harvard University	NCAA	29	6	22	28	12	-	-	-	-	-
	United States	WJC	7	1	4	5	0	-	-	-	-	-
2018-19	Harvard University	NCAA	33	9	39	48	14	-	-	-	-	-
	United States	WC	8	0	1	1	0	-	-	-	-	-
2019-20	RANGERS	NHL	70	8	34	42	32	3	0	0	0	2
2020-21	RANGERS	NHL	55	5	42	47	14	-	-	-	-	-
2021-22	RANGERS	NHL	78	11	63	74	26	20	5	18	23	2
2022-23	RANGERS	NHL	82	12	60	72	34	7	0	8	8	16
NHL/NYR TOTALS			285	36	199	235	106	30	5	26	31	20

STATISTICAL BREAKDOWN

SEASON	PPG	SHG	GWG	+/-	S	S%	TF	F%	H	BS	MIN
2019-20	1	0	4	22	125	6.4	0	0.0	35	92	18:54
2020-21	2	1	1	19	102	4.9	1	0.0	23	102	24:42
2021-22	0	1	2	18	158	7.0	0	0.0	30	128	23:54
2022-23	1	0	5	28	159	7.5	0	0.0	25	125	24:23
TOTALS	4	2	12	87	544	6.6	1	0.0	113	447	22:58

CAREER HIGHLIGHTS

CAREER HIGHS (LAST TIME)

GOALS	2, 1/19/22 vs. TOR
ASSISTS	5, 3/25/21 at PHI
POINTS	5, 3/25/21 at PHI (5A)
PIM	4 (3x), 11/24/21 at NYI
SHOTS	6 (6x), 1/10/23 vs. MIN
PLUS/MINUS	5, 1/23/23 vs. FLA
ICE TIME	30:17, 2/18/21 at PHI
GOAL STREAK	2 (2x), 1/10/23 - 1/12/23 (2)
ASSIST STREAK	7 (3x), 1/13/22 - 1/27/22 (9)
POINT STREAK	12, 3/17/21 - 4/8/21 (3G-19A)

NHL FIRSTS

GAME	10/3/19 vs. WPG
GOAL	10/29/19 vs. TBL (Vasilevskiy)
ASSIST	10/24/19 vs. BUF

NHL AWARDS

Norris Trophy - 2020-21
 NHL First All-Star Team - 2020-21, 2022-23

ALL-STAR GAME SCORING

SEASON	TEAM	G	A
2022-23	Metropolitan Division	0	1

RANGERS AWARDS

Rangers MVP (as voted by Professional Hockey Writers Association) - 2020-21
 Steven McDonald Extra Effort Award - 2020-21
 Lars-Erik Sjoberg Award (Best Rookie of Training Camp) - 2019

RANGERS RECORDS

Most assists in one game - 5 (3/25/21 at Philadelphia); tied with several others
 Most assists by a defenseman in one game - 5 (3/25/21 at Philadelphia); tied with Brian Leetch
 Most points by a defenseman in one game - 5 (3/25/21 at Philadelphia); tied with two others
 Best plus/minus rating by a rookie defenseman - +22 (2019-20)
 Most game-winning goals by a rookie defenseman - 4 (2019-20)



BARCLAY GOODROW

CENTER

21

HEIGHT: 6'2" - WEIGHT: 209 - SHOOTS: LEFT - BORN: FEB. 26, 1993 - BIRTHPLACE: TORONTO, ON

PROFESSIONAL CAREER

2022-23

* Played in every game for the second time in his career (2018-19 with SJS).

* Scored 11 goals and record 31 points to go along with his career-high 20 assists.

* Totaled 147:44 of shorthanded TOI, the fifth most on New York.

* Ranked seventh on the Rangers in hits (122) and sixth in blocked shots (64).

2021-22

* In his first season with the Rangers, he set career highs in goals (13), assists (20) and points (33)

* Was named a co-recipient of the Players' Player Award

* Led the Rangers in shorthanded time on ice (183:18) and shorthanded shots (14)

* Was one of six alternate captains for the Blueshirts

* His four points shorthanded ranked second on the Rangers

* Made his club debut on Oct. 13 at WSH, recording two shots

* Scored his first goal as a Ranger and fourth career empty-net goal on Oct. 21 at NSH

* Tallied his 10th career game-winning goal with his second goal in as many games on Oct. 23 at OTT

* On Nov. 6 at CGY, went 8-for-10 (80%) on faceoffs, his most faceoff wins since March 11, 2021 at Detroit. It marked his highest faceoff percentage since recording an 80.0 percentage (8-for-10) on November 2, 2019 against Vancouver

* Played in his 400th career game on Apr. 7 vs. PIT

* Established his single-season career high in points (28) on Apr. 13 at PHI

* Recorded an assist and improve to 4-0 in Game 7s in G7 of Second Round.

2020-21

* Registered 20 points (six goals, 14 assists) and a plus-16 rating in 55 games with Tampa Bay

* Established a career-high in plus/minus rating

* Led Tampa Bay in plus/minus rating and hits (111), and ranked second on the team (min. 20 games played) in shot attempts percentage at 5-on-5 (55.6%)

* Ranked second on the Lightning (led team forwards) in shorthanded ice time (133:29)

* Ranked sixth among NHL forwards (min. 100:00 of shorthanded ice time) in power play goals against per 60 minutes of shorthanded ice time (5.39)

* Tampa Bay posted a 13-3-0 record in games which he tallied a point, including a 5-0-0 record in games which he registered a goal

* Established a single-game career-high with two goals, and recorded the game-winning goal, on Feb. 5 vs. DET

* Skated in his 300th career NHL game on Mar. 9 at DET

* Tied a single-game career-high with three points (one goal, two assists) and posted a plus-three rating on Apr. 8 at CBJ

* Posted a career-high four-game assist/point streak from May 2 at DET to May 8 at FLA (four assists)

* Tallied six points (two goals, four assists) and posted a plus-four rating in 18 playoff games while helping Tampa Bay win its second consecutive Stanley Cup

* Tied for second on Tampa Bay in hits (68) and ranked second among Lightning forwards in average shorthanded ice time (2:02) in the



playoffs

* Recorded the game-winning goal in the third period in Game 1 of the Second Round at CAR on May 30

* Posted a playoff career-high four-game point streak from Game 1 of the Stanley Cup Final vs. MTL on June 28 to Game 4 at MTL on July 5 (one goal, three assists).

2019-20

* Split the season between San Jose and Tampa Bay; registered 26 points (eight goals, 18 assists) in 70 games

* Established career-highs in several categories, including goals, assists, points, average ice time (15:55), and hits (162)

* Ranked second among NHL forwards (min. 150:00 of shorthanded ice time) in power play goals against per 60 minutes of shorthanded ice time (5.29)

* Ranked ninth among NHL forwards in shorthanded ice time (170:11) and tied for eighth among NHL forwards in blocked shots (66)

* Recorded a "Gordie Howe Hat Trick" on Nov. 12 vs. EDM, registering one goal, one assist, and one fighting major

* Registered six points (one goal, five assists) and a plus-five rating in 25 postseason games while helping Tampa Bay win the Stanley Cup

* Led NHL forwards in shorthanded ice time in the postseason (70:25); ranked third among NHL forwards (min. 20:00 of shorthanded ice time) in power play goals against per 60 minutes of shorthanded ice time in the postseason (1.70 – was only on the ice for two power play goals against)

* Tied for fourth in the NHL in hits (103) and ranked fourth among NHL forwards in blocked shots (31) in the postseason

* Posted a plus/minus rating of even or better in 21 of 25 postseason games

* Tallied two points (one goal, one assist), including his first career Stanley Cup Playoff assist, and posted a plus-two rating in Game 4 of the First Round at CBJ on Aug. 17

* Notched an assist on the game-winning goal in overtime in Game 6 of the Eastern Conference Final at NYI on Sept. 17 to help Tampa Bay advance to the Stanley Cup Final.

2018-19

* Tallied 17 points (seven goals, 10 assists) and posted a plus-four rating in 82 games with San Jose

* Established career-highs in games played and blocked shots (68)

* Was one of four players (and one of two forwards) who skated in each of the Sharks' 82 regular season games

* Ranked third on San Jose in hits (125) and ranked sixth in blocked shots; led team forwards in blocked shots

* Posted a 53.7% faceoff win percentage (296-for-551); led San Jose (min. 50 faceoffs taken) in faceoff win percentage

* Tallied two points (one goal, one assist), including the game-winning goal, and established a single-game career-high with a plus-four rating on Nov. 6 vs. MIN

* Established single-game career-highs with three assists and three points, and posted a plus-three rating on Dec. 27 vs. ANA

* Registered two goals in 20 playoff games while helping San Jose advance to the Western Conference Final

* Each of his two goals in the playoffs were game-winning goals; tied for the team lead in game-winning goals in the playoffs

* Recorded his first career playoff goal/point in Game 5 of the First Round vs. VGK on Apr. 18

* Tallied the game-winning goal in overtime in Game 7 vs. VGK on Apr. 23.

2017-18

* Notched 14 points (seven goals, seven assists) in 47 games with San Jose

* Posted a 58.8% faceoff win percentage (154-for-262); ranked third in the NHL (min. 100 faceoffs taken) in faceoff win percentage

* Tallied a goal and won all six faceoffs he took on Feb. 10 vs. EDM

* Skated in two playoff games

* Made his Stanley Cup Playoff debut in Game 2 of the Second Round at VGK on Apr. 28.

2016-17

* Notched one assist in three games with San Jose.

2015-16

* Recorded three assists and a plus-one rating in 14 games with San Jose

* Tallied two assists and posted a plus-two rating on Oct. 13 at WSH.

2014-15

* Registered 12 points (four goals, eight assists) in 60 games as a rookie with San Jose

* Led Sharks rookies in games played

* Made his NHL debut on Oct. 30 at MIN

* Tallied his first career NHL assist/point on Nov. 16 at CAR

* Registered his first career NHL goal on Dec. 9 vs. EDM

* Posted his first career multi-point game in the NHL (one goal, one assist), and notched his first career NHL game-winning goal, on Dec. 18 vs. EDM.

AHL CAREER

2016-17

* Registered 45 points (25 goals, 20 assists) and a plus-16 rating in 61 games with San Jose

* Established AHL career-highs in several categories, including games played, goals, assists, points, plus/minus rating, power play goals (six), shorthanded goals (four), and game-winning goals (five)

* Tied for the AHL lead in shorthanded goals

* Led the Barracuda in goals and shorthanded goals, tied for the team lead in game-winning goals, ranked third in shots on goal (152), and ranked fourth in points and plus/minus rating ...

* Recorded 10 points (five goals, five assists) in 15 Calder Cup Playoff games while helping San Jose advance to the Western Conference Finals

* Ranked second on the team in goals and tied for third on the team in points in the playoffs ..

* Tallied the game-winning goal on May 13 at San Diego to help San Jose advance to the Western Conference Finals.

2015-16

* Tallied 39 points (20 goals, 19 assists) and posted a plus-10 rating in 57 games with San Jose

* Ranked second on the Barracuda in shots on goal (161), tied for second in power play goals (five), and ranked third in goals

* Played in the 2016 AHL All-Star Challenge

* Notched one assist in four playoff games.

2014-15

* Registered six points (two goals, four assists) in seven games with Worcester

* Made his AHL debut on Jan. 23 vs. Albany

* Tallied his first career AHL assist/point on Apr. 10 at Providence

* Recorded his first career AHL goal on Apr. 12 vs. Albany

* Registered one assist in four playoff games .

* Notched his first career Calder Cup Playoff assist/point and registered six shots on goal while making his Calder Cup Playoff debut on Apr. 24 vs. Hershey.

JUNIOR CAREER

2013-14

* Registered 67 points (33 goals, 34 assists) and a plus-18 rating in 63 games with North Bay

* Established OHL career-highs in several categories, including assists, points, and plus/minus rating

* Led the OHL in shorthanded goals (seven) and tied for fourth in game-winning goals (eight)

* Led North Bay in goals and points, and tied for the team lead in assists

* Served as the captain of the Battalion for the second consecutive season

* Recorded 24 points (14 goals, 10 assists) in 22 playoff games while helping North Bay advance to the OHL Finals

* Led the OHL in goals and game-winning goals (four), tied for the OHL lead in shorthanded goals (three), and tied for fifth in the OHL in points in the playoffs.

2012-13

* Recorded 52 points (38 goals, 14 assists) in 62 games with Brampton

* Established OHL career-highs in goals and power play goals (17)

* Tied for second in the OHL in power play goals, ranked seventh in game-winning goals (seven), and tied for 10th in goals

* Served as Brampton's captain

* Tallied five points (two goals, three assists) in five playoff games. 2011-12: Registered 52 points (26 goals, 26 assists) and a plus-14 rating in 60 games with Brampton

* Notched two points (one goal, one assist) in eight playoff contests.

2010-11

* Recorded 39 points (24 goals, 15 assists) in 65 games with Brampton

* Skated in four playoff games.

2009-10

* Registered 19 points (six goals, 13 assists) in 63 games as a rookie with Brampton ... Recorded four points (one goal, three assists) in 11 playoff games.

JUNIOR A CAREER

2008-09

* Registered three points (two goals, one assist) in two games with the Villanova Knights of the Ontario Junior Hockey League (OJHL).

MINOR HOCKEY CAREER

2008-09

* Tallied 114 points (67 goals, 47 assists) in 71 games with the York Simcoe Express U16 AAA team.

INTERNATIONAL CAREER

2010

* Recorded four points (two goals, two assists) in six games while helping Canada-Ontario earn a silver medal at the 2010 World U17 Hockey Challenge.

CAREER TRANSACTIONS

* Signed as a free agent by San Jose, March 6, 2014.

* Traded to Tampa Bay by San Jose with Philadelphia's 3rd-round pick in 2020 NHL Draft (previously acquired) for Anthony Greco and Tampa Bay's 1st-round pick in 2020 NHL Draft, February 24, 2020.

* Traded to NY Rangers by Tampa Bay for a 7th-round pick in 2022 NHL Draft, July 17, 2021.

CAREER STATISTICS

SEASON	TEAM	LEAGUE	REGULAR SEASON					PLAYOFFS				
			GP	G	A	PTS	PIM	GP	G	A	PTS	PIM
2008-09	York Simcoe Express	ETAHL	71	67	47	114	65	-	-	-	-	-
	Villanova	OJHL	2	2	1	3	2	-	-	-	-	-
2009-10	Brampton	OHL	63	6	13	19	34	11	1	3	4	2
	Canada-Ontario	WHC-17	6	2	2	4	4	-	-	-	-	-
2010-11	Brampton	OHL	65	24	15	39	36	4	0	0	0	2
2011-12	Brampton	OHL	60	26	26	52	58	8	1	1	2	6
2012-13	Brampton	OHL	62	38	14	52	59	5	2	3	5	6
2013-14	North Bay	OHL	63	33	34	67	64	22	14	10	24	23
2014-15	Sharks	NHL	60	4	8	12	35	-	-	-	-	-
	Worcester	AHL	7	2	4	6	11	4	0	1	1	4
2015-16	Sharks	NHL	14	0	3	3	16	-	-	-	-	-
	San Jose	AHL	57	20	19	39	43	4	0	1	1	0
2016-17	Sharks	NHL	3	0	1	1	0	-	-	-	-	-
	San Jose	AHL	61	25	20	45	55	15	5	5	10	10
2017-18	Sharks	NHL	47	7	7	14	28	2	0	0	0	0
2018-19	Sharks	NHL	82	7	10	17	76	20	2	0	2	22
2019-20	Sharks	NHL	62	8	16	24	80	-	-	-	-	-
	Lightning	NHL	8	0	2	2	17	25	1	5	6	16
2020-21	Lightning	NHL	55	6	14	20	52	18	2	4	6	26
2021-22	RANGERS	NHL	79	13	20	33	69	9	0	1	1	6
2022-23	RANGERS	NHL	82	11	20	31	58	7	1	0	1	29
	NHL TOTALS		492	56	101	157	431	81	6	10	16	99
	NYR TOTALS		161	24	40	64	127	16	1	1	2	35

STATISTICAL BREAKDOWN

SEASON	PPG	SHG	GWG	+/-	S	S%	TF	F%	H	BS	MIN
2014-15	0	0	2	-1	68	5.9	23	52.2	76	24	11:04
2015-16	0	0	0	1	7	0.0	6	66.7	8	4	10:16
2016-17	0	0	0	E	3	0.0	0	0.0	3	1	11:18
2017-18	0	1	1	1	57	12.3	262	58.8	68	30	10:53
2018-19	0	1	3	4	84	8.3	551	53.7	125	68	11:01
2019-20	0	0	2	-8	102	7.8	799	49.2	162	66	15:55
2020-21	0	0	1	16	72	8.3	324	50.0	111	27	15:07
2021-22	0	1	2	13	116	11.2	741	49.4	130	54	16:43
2022-23	1	0	2	3	89	12.4	593	45.9	122	64	14:10
TOTALS	1	3	13	29	598	9.4	3299	50.3	805	338	13:35

CAREER HIGHLIGHTS

CAREER HIGHS (LAST TIME)

GOALS	2 (2x), 12/31/21 at TBL
ASSISTS	3 (2x), 12/28/19 vs. PHI
POINTS	3 (3x), 4/8/21 at CBJ (1G-2A)
PIM	17 (2x), 10/29/19 at BOS
SHOTS	6, 1/27/22 at CBJ
PLUS/MINUS	4 (2x), 12/28/19 vs. PHI
ICE TIME	23:02, 2/14/20 at WPG
GOAL STREAK	3, 1/24/22 - 1/28/22 (3)
ASSIST STREAK	4, 5/2/21 - 5/8/21 (4)
POINT STREAK	4, 5/2/21 - 5/8/21 (4A)

NHL FIRSTS

GAME	10/30/14 at MIN
GOAL	12/9/14 vs. EDM (Scrivens)
ASSIST	11/16/14 at CAR

NHL AWARDS

Stanley Cup Champion - 2019-20, 2020-21

RANGERS AWARDS

Players' Player Award - 2021-22

CAREER PENALTY SHOTS (1)

DATE	OPPONENT	GOALTENDER (RESULT)
12/10/19	at NSH	Saros (Save)



**ERIK
GUSTAFSSON**
DEFENSEMAN

56

HEIGHT: 6'1" - WEIGHT: 189 - SHOOTS: LEFT - BORN: MAR. 14, 1992 - BIRTHPLACE: NYNASHAMN, SWE

PROFESSIONAL CAREER

2022-23

* Notched seven goals and 35 assists for 42 points in 70 games and a plus-9 rating in 2022-23, split between the Toronto Maple Leafs and Washington Capitals.

* His goals, assists, points and plus/minus rating ranked second in a single-season over the span of his eight-year career.

* Skated in two playoff games for the Maple Leafs this past spring, scoring a goal.

2021-22

* Returned to Chicago for the season, notching 18 points (3G-15A) in 59 games.

* Skated in his 300th career game on March 28, 2022 against the Sabres.

2020-21

* Played in 16 playoff games for the Montreal Canadiens on their run to the Stanley Cup Final, recording three points (1G-2A) and a plus-3 rating.

* Began season with the Flyers, skating in 29 games for the team and recording one goal and nine assists for 10 points.

2018-19

* Produced a career-high 17 goals, 43 assists and 60 points in 79 games with the Chicago Blackhawks, which ranked sixth among NHL defensemen. In addition, Gustafsson's 17 goals were tied for the third most among defensemen.

* Posted a career-high four power play goals.

2015-16

* Had a career-high plus-11 rating in his rookie season.

* Made his NHL debut on October 30, 2015 with the Blackhawks, against Minnesota, recording an assist.

2013-14 - 2014-15

* Played two seasons with Frolunda HC of the SHL, tallying 49 points (6G-43A) in 105 games.

AMATEUR CAREER

* Played in Swedish's Nynäshamns IF, before moving to Djurgårdens IF's youth organization. He played the 2008-09 season with Djurgårdens under-18 team and then played for both the under-18 team and the J20-team.

INTERNATIONAL CAREER

* Has represented Sweden at the World Championships on four occasions.

* Tallied four points (2G-2A) in eight games at the 2018 World Championship, helping lead Team Sweden to the gold medal.

* In 30 career World Championship games, has recorded 14 points (2g, 12a).

CAREER TRANSACTIONS

* Drafted by Edmonton in the fourth round, 93rd overall, in the 2012 NHL Entry Draft.

* Signed as a free agent by Chicago, April 30, 2015.

* Traded to Calgary by Chicago for a 3rd-round pick in 2020 NHL Draft, February 24, 2020.

* Signed as a free agent by Philadelphia, October 12, 2020.

* Traded to Montreal by Philadelphia for a 7th-round pick in 2022 NHL Draft, April 12, 2021.

* Signed as a free agent by Chicago, October 11, 2021.

* Signed as a free agent by Washington, July 13, 2022.

* Traded to Toronto by Washington with a 1st-round pick in the 2023 NHL Draft for Rasmus Sandin, February 28, 2023.

* Signed as a free agent by NY Rangers, July 1, 2023.



CAREER STATISTICS

SEASON	TEAM	REGULAR SEASON					PLAYOFFS					
		GP	G	A	PTS	PIM	GP	G	A	PTS	PIM	
2015-16	Blackhawks	NHL	41	0	14	14	4	5	0	1	1	0
	Rockford	AHL	27	3	8	11	38	-	-	-	-	-
	Sweden	WC	8	0	2	2	0	-	-	-	-	-
2016-17	Rockford	AHL	68	5	25	30	40	-	-	-	-	-
2017-18	Blackhawks	NHL	35	5	11	16	6	-	-	-	-	-
	Rockford	AHL	25	3	14	17	18	-	-	-	-	-
	Sweden	WC	6	0	1	1	2	-	-	-	-	-
2018-19	Blackhawks	NHL	79	17	43	60	34	-	-	-	-	-
	Sweden	WC	8	2	2	4	2	-	-	-	-	-
2019-20	Blackhawks	NHL	59	6	20	26	25	-	-	-	-	-
	Flames	NHL	7	0	3	3	2	10	0	4	4	2
2020-21	Flyers	NHL	24	1	9	10	0	-	-	-	-	-
	Canadiens	NHL	5	0	2	2	0	16	1	2	3	0
2021-22	Blackhawks	NHL	59	3	15	18	14	-	-	-	-	-
	Sweden	WC	8	0	7	7	4	-	-	-	-	-
2022-23	Capitals	NHL	61	7	31	38	21	-	-	-	-	-
	Maple Leafs	NHL	9	0	4	4	2	2	1	0	1	0
NHL TOTALS			379	39	152	191	108	33	2	7	9	2

STATISTICAL BREAKDOWN

SEASON	PPG	SHG	GWG	+/-	S	S%	TF	F%	H	BS	MIN
2015-16	0	0	0	11	58	0.0	0	0	29	37	15:27
2017-18	0	0	0	1	71	7.0	1	0	30	45	18:33
2018-19	4	0	3	-6	160	10.6	0	0	100	115	22:35
2019-20	2	0	0	-9	103	5.8	0	0	86	58	20:23
2020-21	0	0	0	-1	33	3.0	0	0	21	21	16:43
2021-22	0	0	0	-4	79	3.8	0	0	45	55	16:13
2022-23	0	0	2	9	122	5.7	0	0	52	63	19:46
TOTALS	6	0	5	1	626	6.2	1	0.0	363	394	19:06

CAREER HIGHLIGHTS

CAREER HIGHS (LAST TIME)

GOALS	3, 12/17/21 vs. TOR
ASSISTS	3 (5x), 4/8/23 vs. MTL
POINTS	3 (8x), 4/8/23 vs. MTL (3A)
PIM	5 (2x), 11/11/22 vs. TBL
SHOTS	7 (2x), 11/17/22 at STL
PLUS/MINUS	4, 2/20/19 at DET
ICE TIME	27:10, 3/18/19 vs. VAN
GOAL STREAK	3, 3/18/19 - 3/23/19 (3)
ASSIST STREAK	8, 12/27/18 - 1/12/19 (11)
POINT STREAK	8, 12/27/18 - 1/12/19 (11A)

NHL FIRSTS

GAME	10/30/15 at MIN
GOAL	1/20/18 vs. NYI (J. Halak)
ASSIST	10/30/15 at MIN



BEN
HARPUR
DEFENSEMAN

5

HEIGHT: 6'6" - WEIGHT: 230 - SHOOTS: LEFT - BORN: JAN. 12, 1995 - BIRTHPLACE: HAMILTON, ON

PROFESSIONAL CAREER

2022-23

* In 42 games with the Rangers, notched one goal and five assists for six points.

* Made Rangers debut on December 15, 2022.

* With the Hartford Wolf Pack of the AHL, tallied five points (3G-2A) in 17 games.

2021-22

* Split his season between the Nashville Predators, and Milwaukee Admirals of the AHL.

* In 19 games with Nashville, he posted one assist/point. While with the Admirals, Harpur skated in six games.

2020-21

* Set NHL career-highs in assists/points with the Predators when he had seven.

* Third among Predators defensemen in hits (44) and eighth in blocked shots (29).

* Averaged 16:26 of TOI, the sixth-most among team blueliners.

* Posted his first career multi-point game on April 8 at Detroit (2A)

2018-19

* Spent the entire season with Ottawa, skating in a career-high 51 games.

2017-18

* Served as an alternate captain for Belleville Senators of the AHL.

2016-17

* Made Ottawa's 2017 Stanley Cup Playoff roster that went to Game 7 of the Eastern Conference Final, skating in his first nine career postseason games, collecting two assists.

* Set AHL career-highs in points with 27 (2G-25A) with Binghamton Senators in 63 games.

AMATEUR CAREER

* Played four seasons in the OHL with Guelph and Barrie from 2011-15.

* His OHL tenure was highlighted by winning the league title and earning a spot in the 2014 Memorial Cup with Guelph.

CAREER TRANSACTIONS

* Drafted by the Ottawa Senators in the fourth round, 108th overall, of the 2013 NHL Draft.

* Traded to Toronto by Ottawa with Cody Ceci, Aaron Luchuk and a 3rd-round pick in 2020 NHL Draft for Nikita Zaitsev, Connor Brown and Michael Carcone, July 1, 2019.

* Traded to Nashville by Toronto for Miikka Salomaki, February 22, 2020.

* Signed as a free agent by NY Rangers, October 27, 2022.



CAREER STATISTICS

SEASON	TEAM		REGULAR SEASON					PLAYOFFS				
			GP	G	A	PTS	PIM	GP	G	A	PTS	PIM
2015-16	Senators	NHL	5	0	1	1	2	-	-	-	-	-
	Binghamton	AHL	47	2	4	6	34	-	-	-	-	-
	Evansville	ECHL	4	0	2	2	2	-	-	-	-	-
2016-17	Senators	NHL	6	0	0	0	0	3	0	1	1	0
	Binghamton	AHL	63	2	25	27	81	5	0	0	0	0
2017-18	Senators	NHL	41	0	1	1	21	-	-	-	-	-
	Belleville	AHL	19	2	9	11	31	10	0	7	7	8
2018-19	Senators	NHL	51	1	4	5	56	-	-	-	-	-
2019-20	Toronto	AHL	34	1	10	11	22	7	0	0	0	0
	Milwaukee	AHL	7	0	1	1	20	1	0	0	0	0
2020-21	Predators	NHL	34	0	7	7	17	-	-	-	-	-
2021-22	Predators	NHL	19	0	1	1	27	-	-	-	-	-
	Milwaukee	AHL	6	0	0	0	5	-	-	-	-	-
2022-23	RANGERS	NHL	42	1	5	6	20	-	-	-	-	-
	Hartford	AHL	17	3	2	5	24	-	-	-	-	-
NHL TOTALS			198	2	19	21	143	14	0	3	3	6
RANGERS TOTALS			42	1	5	6	20	-	-	-	-	-

STATISTICAL BREAKDOWN

SEASON	PPG	SHG	GWG	+/-	S	S%	TF	F%	H	BS	MIN
2015-16	0	0	0	2	33	0.0	0	0.0	9	7	13:40
2016-17	0	0	0	0	34	2.9	0	0.0	5	3	17:48
2017-18	0	0	0	-13	50	2.0	0	0.0	71	35	14:53
2018-19	0	0	0	-21	26	0.0	0	0.0	89	69	17:37
2020-21	0	0	0	-10	13	0.0	0	0.0	44	29	16:26
2021-22	0	0	0	1	3	0.0	0	0.0	36	21	13:44
2022-23	0	0	0	-1	3	0.0	0	0.0	63	57	14:04
TOTALS	0	0	0	-42	162	1.2	0	0.0	317	221	15:38

CAREER HIGHLIGHTS

CAREER HIGHS (LAST TIME)

GOALS	1 (2x), 1/19/23 vs. BOS
ASSISTS	2, 3/21/21 at DAL
POINTS	2, 4/8/21 at DET (2A)
PIM	17, 12/9/18 vs. BOS
SHOTS	5, 3/26/19 vs. BUF
PLUS/MINUS	3, 4/13/21 vs. TBL
ICE TIME	28:04, 2/26/23 vs. LAK
GOAL STREAK	N/A
ASSIST STREAK	2, 4/13/21 - 4/15/21
POINT STREAK	2, 4/13/21 - 4/15/21 (2A)

NHL FIRSTS

GAME	3/31/16 at MIN
GOAL	12/1/18 vs. SJS (M. Jones)
ASSIST	4/5/16 vs. PIT



**ZAC
JONES**
DEFENSEMAN

6

HEIGHT: 5'10" - WEIGHT: 176 - SHOOTS: LEFT - BORN: OCT. 18, 2000 - BIRTHPLACE: RICHMOND, VA

PROFESSIONAL CAREER

2022-23

* Split his 2022-23 season between the Rangers and Hartford.

* At the AHL level, recorded 31 points (8G-23A) in 54 games and a plus-16 rating.

* Among Wolf Pack defensemen, he ranked first in goals and second in assists and points.

In the Calder Cup Playoffs, added six points (2G-4A) in nine games, leading team defensemen in assists and points.

* With New York, he posted one goal and one assist for two points in 16 games, his goal being a game-winning tally.

2021-22

* Split his season between the Rangers and Hartford Wolf Pack

* Played in 12 games for the NHL club, recording two assists

* Notched 35 points (9G-26A) in 52 games with Hartford in 2021-22, the fifth most points on the team

* Ranked second on the Wolf Pack in assists with 26.

2020-21

* Registered four assists/points in 10 games with the Rangers

* Recorded three shots on goal and was credited with two blocked shots while making his NHL/Rangers debut on Apr. 22 vs. PHI; became the sixth player born in Virginia to play in an NHL game in league history (Chris Bala, Scott Darling, Scott Lachance, James Walsh, Eric Weinrich)

* Became the 60th player to wear jersey No. 6 in a regular season or playoff game with the Rangers in franchise history

* Was credited with three hits and posted a plus-one rating on Apr. 23 vs. PHI

* Registered a power play assist, which was his first career NHL assist/point, on Apr. 25 vs. BUF

COLLEGE CAREER

2020-21

* Registered 24 points (nine goals, 15 assists) and a plus-17 rating in 29 games in his sophomore season with UMass

* Helped UMass win the National Championship

* Named to the NCAA (East) Second All-American Team, the Hockey East Second All-Star Team, and the Frozen Four All-Tournament Team

* Also helped UMass win the Hockey East Championship

* Ranked second among NCAA defensemen in goals, ranked third among NCAA defensemen in points, tied for third among NCAA defensemen in shots on goal (84), and tied for eighth among NCAA defensemen in assists

* Among NCAA defensemen who were either a freshman or sophomore: ranked first in points and shots on goal, ranked second in goals, and tied for third in assists

* Ranked second on UMass in shots on goal, ranked third in assists, tied for third in points, and tied for fourth in goals

* Tallied 21 points over the final 22 games of the season

* Posted a collegiate career-high eight-game point streak from Dec. 20 vs. Vermont to Jan. 18 at Boston University (three goals, nine assists) * Registered three assists in the NCAA East Regional Semifinals against Lake Superior State on Mar. 26

* Tallied a goal in the NCAA Frozen Four Semifinals against Minnesota Duluth on Apr. 8. 2019-20: Tallied 23 points (three goals, 20 assists) and posted a plus-12 rating in 32 games in his freshman



season with UMass

* Named to the Hockey East All-Rookie Team

* Led NCAA freshmen defensemen in assists and shots on goal (89), ranked second among NCAA freshmen defensemen in points per game (0.72), and ranked third among NCAA freshmen defensemen in points

* Led UMass in assists, ranked third in points, and ranked fourth in shots on goal; led team defensemen in points.

USHL CAREER

2018-19

* Registered 52 points (seven goals, 45 assists) and a plus-38 rating in 56 games with Tri-City

* Named the USHL Rookie of the Year and was selected to the USHL All-Rookie Team

* Named to the USHL Second All-Star Team

* Led the USHL in power play assists (25)

* Ranked fourth in the USHL – and led USHL defensemen – in assists

* Ranked fourth in the USHL in plus/minus rating

INTERNATIONAL CAREER

2021

* Tallied three assists and posted a plus-five rating in 10 games while helping the United States earn a bronze medal at the 2021 IIHF World Championship

* Selected as one of the Top Three Players on his Team in the tournament

* Led Team USA in average ice time in the tournament (19:55).

2020

* Registered two points (one goal, one assist) in five games while representing the United States at the 2020 IIHF World Junior Championship.

2018

* Recorded four points (one goal, three assists) in six games while helping the United States win a gold medal at the 2018 World Junior A Challenge.

CAREER TRANSACTIONS

* Selected by the Rangers in the third round, 68th overall, of the 2019 NHL Entry Draft.

CAREER STATISTICS

SEASON	TEAM	LEAGUE	REGULAR SEASON					PLAYOFFS				
			GP	G	A	PTS	PIM	GP	G	A	PTS	PIM
2014-15	Richmond 16U	EJEPL 16U	19	5	23	28	4	3	1	1	2	0
2015-16	Selects Academy	USPHL 16U	22	1	5	6	4	3	0	1	1	2
2016-17	Selects Academy	USPHL 16U	6	0	3	3	2	4	2	4	6	4
2017-18	Selects Academy	18U AAA	54	8	37	45	28	-	-	-	-	-
	Selects Academy	USPHL 18U	7	2	7	9	2	4	1	1	2	2
2018-19	Tri-City	USHL	56	7	45	52	38	6	0	5	5	2
2019-20	UMass	NCAA	32	3	20	23	24	-	-	-	-	-
	United States	WJC	5	1	1	2	0	-	-	-	-	-
2020-21	UMass	NCAA	29	9	15	24	8	-	-	-	-	-
	RANGERS	NHL	10	0	4	4	2	-	-	-	-	-
	United States	WC	10	0	3	3	4	-	-	-	-	-
2021-22	RANGERS	NHL	12	0	2	2	0	-	-	-	-	-
	Hartford	AHL	52	9	26	35	25	-	-	-	-	-
2022-23	RANGERS	NHL	16	1	1	2	4	-	-	-	-	-
	Hartford	AHL	54	8	23	31	34	9	2	4	6	8
NHL/NYR TOTALS			38	1	7	8	6	-	-	-	-	-

STATISTICAL BREAKDOWN

SEASON	PPG	SHG	GWG	+/-	S	S%	TF	F%	H	BS	MIN
2020-21	0	0	0	-2	12	0.0	0	0	8	8	14:59
2021-22	0	0	1	-2	15	6.7	0	0	4	13	15:37
2022-23	0	0	0	-7	8	0.0	0	0	5	16	15:10
TOTALS	0	0	1	-11	35	2.9	0	0	17	37	15:18


CAREER HIGHLIGHTS

CAREER HIGHS (LAST TIME)

GOALS	1, 10/29/22 at DAL
ASSISTS	2, 5/5/21 vs. WSH
POINTS	2, 5/5/21 vs. WSH (2A)
PIM	2 (3x), 11/3/22 vs. BOS
SHOTS	4, 10/23/22 vs. CBJ
PLUS/MINUS	3, 10/29/22 at DAL
ICE TIME	23:46, 11/3/22 vs. BOS
GOAL STREAK	N/A
ASSIST STREAK	N/A
POINT STREAK	N/A

NHL FIRSTS

GAME	4/22/21 vs. PHI
GOAL	10/29/22 at DAL (Wedgewood)
ASSIST	4/25/21 vs. BUF



KAAPO KAKKO

RIGHT WING

24

HEIGHT: 6'2" - WEIGHT: 205 - SHOOTS: LEFT - BORN: FEB. 13, 2001 - BIRTHPLACE: TURKU, FIN

PROFESSIONAL CAREER

2022-23

* Collected career-highs in goals (18), assists (22), points (40) and plus/minus (+12).

* Ranked tied for fourth on the team with 18 even-strength goals.

* One of eight Rangers with 40 or more points on the season and one of six forwards.

* One of seven Blueshirts to play in all 82 games.

2021-22

* Tallied 18 points (7G-11A) in 43 games during his third season with the Rangers

* Had points in a career-long five straight games (3G-3A) from Nov. 14-24

* Established a plus/minus rating of nine, setting a career high

* Returned to the lineup after missing the 31 games on Apr. 9 vs. OTT, skating 13:01 minutes

* Registered his sixth-career multi-goal game and second of the season on Apr. 13 at PHI. Only six players had posted more with the Rangers before age 22: Don Murdoch (11), Wayne Dillon (8), Niklas Sundstrom (7), Tony Amonte (7), Tomas Sandstrom (7) and Steve Vickers (7)

* Recorded five points (2G-3A) in 19 playoff games

* In G3 of First Round, opened the scoring for New York with his first career playoff goal/point.

2020-21

* Registered 17 points (nine goals, eight assists) and a plus-three rating in 48 games with the Rangers

* Tied for sixth among NHL players 20 years old or younger in goals

* Was one of seven NHL players who recorded at least 30 takeaways and 15 or fewer giveaways

* Tied for 14th in the NHL (min. 20 games played) in takeaways per 60 minutes of ice time (2.70)

* Led the Rangers (min. 10 games played) in SAT% (54.3%), ranked fourth in takeaways (31), and ranked fifth in individual shot attempts per 60 minutes of ice time at 5-on-5 (12.08)

* The Rangers posted a 10-2-2 record in games which he tallied a point, including a 5-1-1 record in games which he notched a goal

* Tied for the team-high with three shots on goal and was credited with two takeaways in 18:28 of ice time on Feb. 12 vs. BOS; played in his final game as a teenager - skated in 78 games as a teenager, which was the fourth-most by a teenager with the Rangers in franchise history (Malhotra - 100; Chytil - 84; Del Zotto - 80), and his 12 career goals as a teenager were tied for the third-most by a teenager in Rangers history (Allison - 24; Kovalev - 15; Chytil - 12; Lafrenière - 12)

* Recorded an assist and posted a plus-one rating while skating in his 100th career NHL game (and 100th game as a Ranger) on Apr. 11 at NYI; became the eighth player in franchise history to play all of his first 100 career NHL games prior to turning 21 years old Greschner, Allison, Mallette, Kovalev, Malhotra, Del Zotto, Chytil)

2019-20

* Recorded 23 points (10 goals, 13 assists) in 66 games in his rookie season in the NHL

* Registered eight goals and 19 points while he was 18 years old; the 19 points were the most by an 18-year-old in Rangers history and the eight goals were tied for the most by an 18-year-old in franchise history (tied with Manny Malhotra)

* Was one of five players who skated in at least one NHL game as an 18-year-old during the season; his eight goals were the most by an 18-year-old in the NHL and his 19 points were the second-most by an 18-year-old

* His 10 goals were the second-most by an NHL teenager (only trailed Andrei Svechnikov), and



his 23 points were tied for the third-most by a teenager in the league (only trailed Svechnikov and Rasmus Dahlin)

* Ranked fourth among NHL rookies in power play assists (11), tied for fifth in power play points (13), tied for sixth in takeaways (35), tied for seventh in goals, and tied for 11th in points

* Made his NHL/Rangers debut on Oct. 3 vs. WPG; became the 13th-youngest player (and 10th-youngest skater) to appear in a game with the Rangers in franchise history and the first player born in the year 2000 or later to appear in a game with the Rangers in franchise history

* Tallied his first career NHL goal/point on Oct. 12 vs. EDM; became the eighth player to tally a goal with the Rangers at 18 years old or younger in franchise history (Manny Malhotra, Don Raleigh, Filip Chytil, Red Garrett, Mark Morrison, Joe Bell, and Billy Warwick) and the ninth player to tally a point with the Rangers at 18 years old or younger in franchise history (Manny Malhotra, Don Raleigh, Filip Chytil, Red Garrett, Mark Morrison, Joe Bell, Billy Warwick, and Dave Maloney)

* Recorded his first career NHL assist on Oct. 22 vs. ARI

* Tallied two points (one goal, one assist) on Nov. 4 vs. OTT; became the third 18-year-old to post a multi-point game in Rangers history (Joe Bell – once in 1942-43; Malhotra – twice in 1998-99)

* Registered two goals, including the game-winning goal in overtime, on Nov. 12 vs. PIT; became the first 18-year-old to post a multi-goal game in Rangers history and the youngest player to record an overtime goal in franchise history

* Skated in three playoff games

* Led all skaters with five shots on goal while making his playoff debut in Game 1 of the Qualifying Round at CAR on Aug. 1; became the youngest player to skate in a playoff game with the Rangers in franchise history (19 years and 170 days old) and became the third teenager to skate in a playoff game with the Blueshirts in franchise history (Jackie McLeod and Steven Rice).

EUROPEAN CAREER

2018-19

* Registered 38 points (22 goals, 16 assists) in 45 games with TPS in his rookie season in Liiga

* His 22 goals were the most any U18 player has registered in one season in the history of Finland's top league; broke the previous record of 21, which was set by Aleksander Barkov in 2012-13

* His 38 points were the third-most in one season by a U18 player in the history of Finland's top league, trailing only Barkov (48 in 2012-13) and Mikael Granlund (40 in 2009-10)

* Named Liiga Rookie of the Year

* Tied for sixth in Liiga (and led all rookies) in goals

* Registered five points (four goals, one assist) in five games with TPS in the playoffs; his four goals during the Playoffs were tied for the second-most by a U18 player in one year in the history of Liiga (Patrik Laine – 10 in 2016)

* Recorded two goals in five games with TPS in the Champions Hockey League (CHL).

2017-18

* Tallied 55 points (25 goals, 30 assists) and posted a plus-13 rating in 38 games with TPS' U20 team in Nuorten SM-liiga

* Received the Yrjo Hakala Award as the Nuorten SM-liiga Rookie of the Year

* Ranked fifth in the league in points and tied for fifth in the league in goals

* Tallied one assist in six games in Liiga

* Was one of only three U17 players who skated in at least one game in Liiga during the season; was the only U17 player who tallied a point in Liiga during the season

* Registered 11 points (seven goals, four assists) in six regular season games and nine points (four goals, five assists) in five playoff games with TPS' U18 team in B-nuorten SM-sarja.

2016-17

* Tallied 41 points (24 goals, 17 assists) in 35 games with TPS' U18 team in B-nuorten SM-sarja

* Received the Heino Pulli Award as the B-nuorten SM-sarja Rookie of the Year

* Ranked sixth in the league – and led his team – in goals

* Tallied seven goals/points in five playoff games; led the league in goals and tied for second in the league in points in the playoffs

* Registered three points (two goals, one assist) in two playoff games with TPS' U16 team to help the team earn a bronze medal in C-nuorten SM-sarja

* Registered four assists/points in seven games with TPS' U20 team in Nuorten SM-liiga. 2015-16: Recorded 26 points (14 goals, 12 assists) in 25 games with TPS' U16 team in C-nuorten SM-sarja

* Tallied 10 points (three goals, seven assists) in eight qualification games with TPS' U16 team

* Notched three assists in four playoff games with TPS' U16 team.

INTERNATIONAL CAREER

2019

* Registered seven points (six goals, one assist) and a plus-10 rating in 10 games while helping Finland win a gold medal at the 2019 IIHF World Championship

* Became the first player in hockey history to win a gold medal at the IIHF World Championship in his U18 season and became the youngest player in hockey history to win a gold medal at the IIHF U18 World Championship, the IIHF World Junior Championship, and the IIHF World Championship (18 years, 102 days old; Connor McDavid was previously the youngest player to win a gold medal in all three tournaments - 19 years, 130 days old)

* His six goals in the tournament were tied for the second-most by a player in his U18 season in one IIHF World Championship in the tournament's history (Patrik Laine registered seven goals at the

2016 IIHF World Championship); his seven points were the second-most by a U18 player in one IIHF World Championship

* Became the fourth 18-year-old since 1947 who tallied at least six goals in one IIHF World Championship tournament (Sidney Crosby, Laine, and Auston Matthews)

* Was named one of the Top Three Players on his Team in the tournament

* Tallied five points (two goals, three assists) in seven games while helping Finland win a gold medal at the 2019 IIHF World Junior Championship

* Recorded the game-winning goal with 1:26 remaining in the third period in the Gold Medal Game against the United States.

2018

* Notched 10 points (four goals, six assists) in seven games while helping Finland win a gold medal at the 2018 IIHF U18 World Championship

* Was named one of the Top Three Players on his Team in the tournament.

CAREER TRANSACTIONS

* Selected by the Rangers in the first round, second overall, of the 2019 NHL Entry Draft.

CAREER STATISTICS

SEASON	TEAM	LEAGUE	REGULAR SEASON					PLAYOFFS				
			GP	G	A	PTS	PIM	GP	G	A	PTS	PIM
2015-16	TPS U16	Jr. C SM-sarja	25	14	12	26	2	4	0	3	3	0
	TPS U16	Jr. C SM-sarja	8	3	7	10	2	-	-	-	-	-
2016-17	TPS U20	Jr. A SM-liiga	7	0	4	4	0	3	0	1	1	0
	TPS U18	Jr. B SM-sarja	35	24	17	41	8	5	7	0	7	2
	TPS U16	Jr. C SM-sarja	-	-	-	-	-	2	2	1	3	2
2017-18	TPS	Liiga	6	0	1	1	0	-	-	-	-	-
	TPS U20	Jr. A SM-liiga	38	25	30	55	16	-	-	-	-	-
	TPS U18	Jr. B SM-sarja	6	7	4	11	4	5	4	5	9	-
	Finland	WJC-18	7	4	6	10	2	-	-	-	-	-
2018-19	TPS	Liiga	45	22	16	38	10	5	4	1	5	6
	Finland	WC	10	6	1	7	0	-	-	-	-	-
	Finland	WJC	7	2	3	5	0	-	-	-	-	-
2019-20	RANGERS	NHL	66	10	13	23	14	3	0	0	0	0
2020-21	RANGERS	NHL	48	9	8	17	10	-	-	-	-	-
2021-22	RANGERS	NHL	43	7	11	18	10	19	2	3	5	2
2022-23	RANGERS	NHL	82	18	22	40	8	7	1	1	2	0
NHL/NYR TOTALS			239	44	54	98	42	29	3	4	7	2

STATISTICAL BREAKDOWN

SEASON	PPG	SHG	GWG	+/-	S	S%	TF	F%	H	BS	MIN
2019-20	2	0	3	-26	109	9.2	6	33.3	20	11	14:17
2020-21	2	0	0	3	81	11.1	7	42.9	14	16	14:21
2021-22	1	0	2	9	62	11.3	7	14.3	8	15	15:27
2022-23	0	0	2	12	125	14.4	4	25.0	26	27	15:18
TOTALS	5	0	7	-2	377	11.7	24	29.2	68	69	14:51

CAREER HIGHLIGHTS

CAREER HIGHS (LAST TIME)

GOALS	2 (6x), 4/13/22 at PHI
ASSISTS	2 (7x), 1/23/23 vs. FLA
POINTS	2 (20x), 3/25/23 at FLA (1G-1A)
PIM	2 (21x), 1/7/23 at NJD
SHOTS	8, 12/10/19 at LAK
PLUS/MINUS	3 (3x), 3/25/23 at FLA
ICE TIME	21:57, 12/17/21 vs. VGK
GOAL STREAK	3, 3/31/23 - 4/5/23 (3)
ASSIST STREAK	4, 4/6/21 - 4/11/21 (4)
POINT STREAK	5, 11/14/21 - 11/24/21 (3G-3A)

NHL FIRSTS

GAME	10/3/19 vs. WPG
GOAL	10/12/19 vs. EDM (Smith)
ASSIST	10/22/19 vs. ARI

HOCKEY RECORDS

Youngest player in hockey history to win a gold medal at the U18 World Championship, World Junior Championship, and World Championship (18 years, 102 days old)


RANGERS RECORDS

Most career points by a Rangers player at 18 years old - 19

Most career goals by a Rangers player at 18 years old - 8 (tied with Manny Malhotra)

Youngest player to post a multi-goal game with the Rangers - 18 years, 272 days old (11/12/19 vs. Pittsburgh)

Youngest player to skate in a playoff game with the Rangers - 19 years, 170 days old



CHRIS KREIDER

LEFT WING

20

HEIGHT: 6'3" - WEIGHT: 233 - SHOOTS: LEFT - BORN: APR. 30, 1991 - BIRTHPLACE: BOXFORD, MA

PROFESSIONAL CAREER

2022-23

* Tallied 36 goals and 18 assists for 54 points in 79 games and a plus-21 rating.

* Ranked second on the team in goals and first in even-strength goals (24).

* The third Rangers skater in the past 25 years to post consecutive 30-goal campaigns, joining Mika Zibanejad (2 from 2018-19 – 2019-20) and Jaromir Jagr (2 from 2005-06 – 2006-07).

* Surpassed Vic Hadfield for 5th most goals in NYR history (263) on Apr. 5 vs. TBL.

* Became Rangers franchise leading American-born goal scorer (241) on Dec. 3 vs. CHI.

* Became the Rangers all-time leader in playoff goals with his 35th and surpassed Adam Graves for the most power play goals in Rangers playoff history (14).

2021-22

* Set franchise records in power play goals (26) and game-winning goals (11), while also tying Adam Graves (1993-94) for the second most goals in franchise history with 52

* Selected to 2021-22 All-Star Game, became the first Rangers forward to play in consecutive All-Star Games since Wayne Gretzky (1996-97 – 1998-99)

* Finished the season with a combined 62 goals in the playoffs and regular season, tied with Adam Graves (1993-94) for the most in franchise history

* Was named winner of the 2021-22 Steven McDonald Extra Effort Award, presented by Northwell Health and the first annual Rod Gilbert "Mr. Ranger" Award, given to the Rangers player "who best honors Rod's legacy by exemplifying leadership qualities both on and off the ice, and making a significant humanitarian contribution to his community."

* Rangers' Masterton Trophy nominee for 2021-22

* His season marked the 17th time in NHL history that a player has recorded 52+ goals and 26+ power play goals in a season, the most recent before Kreider was Ilya Kovalchuk in 2005-06 with Atlanta.

* Became the only player in NHL history to record 50+ goals, 25+ power play goals, three+ shorthanded goals and 10+ game winning goals in the same season

* The fourth skater in league history to tally 52+ goals, 26+ power play goals and 11+ game-winning goals (Phil Esposito, Brett Hull, Alexander Mogilny)

* Climbed franchise ranks as well, his 229 career goals being the 10th most in team history and his 84 career power play goals the fifth most in team history

* Scored 26 of the Rangers' 55 power play goals for a 47.3 percent clip, ranking first in both Rangers and NHL history for scoring the highest percentage of his team's single-season power-play goals

* Scored the Rangers' first goal of 2021-22 on Oct. 13 at WSH, tying Andy Bathgate for the 12th most PPG's in franchise history

* Surpassed Petr Nedved (351) for the 27th most points in franchise history on Oct. 14 vs. DAL

* Scored in third-straight game on Oct. 16 at MTL, the first Ranger since Mika Zibanejad in 2017 to start the season with goals in each of the first three games

* Notched his 350th career point on Oct. 23 at OTT. Became the 28th player to record 350 points with the Rangers, 22nd player to record their first 350 career points in a Rangers uniform, 16th Massachusetts-born skater to notch 350 points, and the 10th player from the first round of the 2009 draft with 350 points

* On Oct. 29 vs. CBJ, passed Petr Nedved (351) for



the 27th most points in franchise history

* His seven goals through nine games were the most to start a season for a Ranger since Rick Nash scored nine goals in the first nine games of 2014-15

* Became the first Ranger and fifth player in the NHL to reach 10 goals with his tally on Nov. 13 at CBJ

* Registered the shootout winner as the 14th shooter of the night against NJD on Nov. 14. It was his first shootout goal of his career (was 0-1 previously)

* First Rangers player with 15 or more goals prior to his 20th game in a season since Marian Gaborik in 2009-10 (15G-12A in 19 GP)

* Was one of three players in team history to score 10 or more power-play goals in the first 24 games of a season, joining Jaromir Jagr (2005-06 - 11) and Marcel Dionne (1987-88 - 12) ... On Dec. 12 vs. NSH, played in his 600th career NHL game, becoming the 22nd skater in franchise history to play in 600 games with the team

* Surpassed Don Maloney (195) for the 12th most goals in Rangers history with his 19th tally of the season on Dec. 29 at FLA

* Tied Brad Park for the 19th most points in franchise history (378) on Jan. 6 at VGK

* Scored his 200th career goal on Jan. 13 at SJS.

* Since making his debut in 2012-13, at the time of his goal, Kreider along with Alex Ovechkin and Evander Kane were the only active players with 200+ goals and 1,200+ hits

* Scored his first career shorthanded goal/point on Jan. 13 at SJS, becoming the 95th player among NHL players who made their debut after 1933-34 to play in 610-plus games before recording his first shorthanded point or finishing their career without one.

* Was one of 80 players to score 198-plus goals before scoring their first shorthanded goal or finishing their career without one

* Set his career-high in goals (29) behind his fifth-career hat trick (first since March 4, 2021 at New Jersey) on Jan. 22 vs. ARI

* Scored his 30th goal of the season on Jan. 24 vs. LAK and became the fourth different player in franchise history to score 30 goals in 43 or fewer games in a season, joining Rod Gilbert (42 GP in 1971-72), Bill Cook (42 GP in 1930-31 & 1926-27) and

Don Murdoch (43 GP in 1976-77). He became the third player in Rangers history to be the NHL's first skater to reach the 30-goal mark (tied or outright), joining Lynn Patrick (1941-42) and Bill Cook (1926-27 & 1930-31). Since 1967-68, was the 14th player to record his first 30-goal campaign in his 10th NHL season or later

* Scored 12 goals in January and became the third Rangers player in the past 25 years to record 12-plus goals in a single month, joining Jaromir Jagr (12 in Oct. 2005 & March 2006) and Petr Prucha (12 in Dec. 2005)

* His 34 goals were the most by a Ranger through 51 games since Mark Messier and Pat Verbeek during the 1995-96 season

* Collected his 400th career point (216G-184A) on Mar. 15 vs. ANA

* On Mar. 17 vs. NYI, scored 40th goal of his season, tying Mark Messier and Vic Hadfield (both w/ 61 GP) for the sixth-fewest games needed in franchise history to reach 40 goals in a season. Overall, it was the 25th time in team history a skater has scored 40 or more goals in a season and the first since Mika Zibanejad in 2019-20 (41G)

* Tied Jaromir Jagr (2005-06) for the most power play goals (24) in a single season in franchise history on Mar. 30 at DET

* Scored his 25th power play goal of the season, setting the franchise record for the most PPG's in a season on Apr. 5 at NJD. His stood up as the game-winning goal, his franchise record setting 10th of the season

* On Apr. 12 vs. CAR, became the fourth player in Rangers history to score 50 goals in a single season, joining Jaromir Jagr (54G - 2005-06), Adam Graves (52G - 1993-94) and Vic Hadfield (50G - 1971-72). Eighth player in NHL history to hit the 50-goal milestone for the first time in his 10th season or later and first since Dave Andreychuk (11 seasons) in 1992-93. Fourth skater in league history to score 50 goals for the first time at 30 years or older (beginning of season), joining Joe Mullen, Vic Hadfield and Johnny Bucyk. Kreider was the 15th player in NHL history to record 50+ goals and 25+ power play goals in a season and first since Alex Ovechkin notched the feat in 2014-15

* In G1 of the First Round, scored his first career playoff shorthanded goal a part of his seventh career multi-point playoff game (1G-1A)

* Surpassed Brian Leetch for the eighth most playoff games played by a Ranger (83) in G3 of the First Round

* His goal in G6 in the First Round with 1:28 remaining in regulation was the second-latest go-ahead goal in Rangers playoff history behind Cam Connor (58:51), who tallied his in Game 3 of the 1982 Division Semifinals

* Scored two goals in G7 of the Second Round, becoming the fourth Rangers skater to record a multi-goal game in a Game 7, with the other three all coming in the 1992 Division Semifinals against New Jersey: Adam Graves (2), Mark Messier (2) and Darren Turcotte (2). With the win, Kreider improved to 7-1 in Game 7s – only six players in NHL history have more Game 7 wins: Glenn Anderson (8), Ray Bourque (8), Brad Richards (8), Justin Williams (8), Ryan McDonagh (8) and Carl Hagelin (8)

* Scored his 10th goal of the playoffs and 34th career playoff goal, tying Rod Gilbert for the most in franchise history, in G3 of the ECF. His goal was his 12th career power-play goal in the Stanley Cup Playoffs, tying Brian Leetch for the second most in Rangers history, behind only Adam Graves (13)

* In G6 of the ECF, played in his 100th career playoff game, joining Marc Staal (107 GP) and Dan Girardi (122 GP) as the only skaters to hit the mark with the Rangers.

2020-21

* Registered 30 points (20 goals, 10 assists) in 50 games with the Rangers ... Established career-highs in goals per game (0.40) and power play goals (11)

* Ranked fourth in the NHL in power play goals

* Was the only NHL player who recorded at least 20 goals and 100 hits

* Led the Rangers in power-play goals and hits (115), tied for second in goals and game-winning goals (four), tied for fifth in shots on goal (102), and ranked sixth in points

* Tied for the team-high with four hits while making his season debut in the Rangers' season opener on Jan. 14 vs. NYI; became the first Rangers forward to play at least one regular season or playoff game in 10 different seasons with the team since Messier (1991-92 – 1996-97; 2000-01 – 2003-04) and first Rangers forward to play at least one regular season or playoff game in 10 consecutive seasons with the team since Graves (1991-92 – 2000-01)

* Tallied a goal, led the Rangers with five shots on goal, and tied for the game-high (and led the Rangers) with four hits on Jan. 30 vs. PIT;

registered his 319th career point with the Rangers, passing Pavelich for the third-most points by an American-born player with the Rangers in franchise history

* Recorded a power play goal, which was the game-winning goal, on Feb. 1 vs. PIT; registered his 161st career goal with the Rangers, passing Dillon for the second-most goals by an American-born player with the Blueshirts in franchise history (the only American-born Ranger who has registered more goals with the team is Leetch)

* Posted a three-game goal/point streak from Feb. 20 at WSH to Feb. 26 vs. BOS (five goals, one assist over the span)

* Tallied a power play goal, which was the first goal of the game, and posted a plus-one rating on Feb. 20 at WSH; registered the 50th power play goal of his NHL career (and his 50th career power play goal with the Rangers), becoming the 17th player in franchise history to record at least 50 career power play goals, and tied James Patrick and Don Maloney for 15th place on the franchise's all-time power play goals list

2019-20

* Registered 45 points (24 goals, 21 assists) and a plus-13 rating in 63 games

* Tied career-highs in points per game (0.71) and game-winning goals (five)

* Was one of three NHL players who registered at least 24 goals and 110 hits prior to suffering an injury on Feb. 28 (Ovechkin and Pageau)

* Was tied for the team lead in game-winning goals, ranked second in power play goals (nine), ranked third in goals (24) and hits (116), and ranked fifth in points (45) at the time of his injury on Feb. 28

* Represented the Rangers at the 2020 NHL All-Star Game; played in the NHL All-Star Game for the first time in his career and became the 74th different player to skate in the NHL All-Star Game as a member of the Rangers in franchise history

* Registered two points (one goal, one assist), including his 300th career NHL point, on Jan. 9 vs. NJD

* Tallied two points (one goal, one assist) in three playoff games

* Recorded the first goal of the game, which was 12 seconds into the second period, and tied for the game-high with six shots on goal in Game 3 of

the Qualifying Round vs. CAR on Aug. 4; his goal 12 seconds into the second period was the fastest goal from the start of a period in a playoff game in franchise history

* Recorded his 24th career playoff goal with the Rangers in Game 3, tying Vickers for sixth place on the franchise's all-time playoff goals list

2018-19

* Established career-highs in average ice time (17:24) and shots on goal (201), and tied his career-high in goals (28); was one assist and one point shy of tying his career-high in both categories

* Was one of three NHL players who registered at least 28 goals and 150 hits (Ovechkin, E. Kane); since the NHL began to track real-time stats in 1997-98, is one of three Rangers who recorded at least 28 goals and 150 hits in the same season (Graves - 1998-99; Callahan - 2011-12)

* Tied for third in the NHL in goals on tipped shots (eight)

* Led the Rangers in even strength goals (21), ranked second in goals, points (52), shots on goal, plus/minus rating (plus-four), and hits (159), and was tied for second in power play goals (seven)

* Named an alternate captain at the start of the season

* Skated in his 400th career NHL game (as well as his 400th career game as a Ranger) on Nov. 15 at NYI

* Tallied a goal on Mar. 29 vs. STL; registered his 50th point of the season, marking the second time he reached the 50-point plateau in his career

2017-18

* Ranked second on the Rangers in power play goals (seven), tied for fourth in power play points (12), ranked sixth in points (37), and tied for sixth in goals (16) and assists (21)

* The Rangers posted a 17-8-3 record in games which he registered a point, including an 11-3-0 record in games which he tallied a goal

* Was named the Rangers' nominee for the Bill Masterton Trophy, which is awarded annually to the NHL player who "best exemplifies the qualities of perseverance, sportsmanship and dedication to hockey"

* At the time of his injury on Dec. 27, he led the Rangers in hits (75), was tied for the team lead in power play goals (five), ranked second in shots on goal (91), was tied for second in goals (11), and was

tied for fourth in points (22)

* Recorded his 100th career NHL assist, which was an assist on the game-winning goal, on Dec. 5 at PIT

* Tallied an assist, which was his 200th career NHL point, and posted a plus-one rating on Dec. 13 at OTT

* Registered his 100th career NHL goal on Dec. 15 vs. LAK

2016-17

* Established career-highs in goals (28), points (53), power play assists (seven), and power play points (13), and tied his career-high in assists (25)

* Was one of five NHL players who registered at least 28 goals and 130 hits (Ovechkin, Simmonds, Pavelski, and Lee)

* Led the Rangers in goals, tied for the team lead in power play goals (six), tied for third in game-winning goals (four), and ranked fourth in points and shots on goal (186); also led the team in games with a goal (24)

* Tallied two points (one goal, one assist) and was assessed a fighting major on Jan. 17 vs. DAL; became the first Ranger to post a "Gordie Howe Hat Trick" since Dubinsky on Dec. 12, 2010

* Tied for the team lead in power play goals (one), ranked fourth in shots on goal (30) and hits (34), and tied for fourth in goals (three) in the playoffs

* Notched the lone assist on the game-winning goal in overtime in Game 5 of the First Round at MTL on Apr. 20

* Registered three goals in the Second Round against OTT; tied for the team lead in goals in the series

* Skated in his 74th career Stanley Cup Playoff game with the Rangers in Game 3 vs. OTT on May 2, moving into 10th place on the franchise's all-time playoff games played list

* Registered a goal, tied for the game-high with four hits, and recorded four shots on goal in Game 6 vs. OTT on May 9; tallied his 23rd career playoff goal with the Rangers, passing Vic Hadfield, Don Maloney, and Anders Hedberg for sole possession of seventh place on the franchise's all-time playoff goals list.

2015-16

* Ranked second on the Rangers in hits (177), tied

for third in power play goals (five), ranked fourth in even strength goals (16), ranked fifth in goals (21) and even strength points (35), tied for fifth in points (43), and ranked sixth in shots on goal (158)

* Led the Rangers with 15 goals on the road

* Registered two points (one goal, one assist), including his 100th career NHL point, on Dec. 11 at EDM

* Notched an assist while skating in his 200th career NHL game on Dec. 12 at CGY

* Led the Rangers in hits (23), and tied for the team lead in goals (two), power play goals (one), and plus/minus rating (plus-one) in the playoffs

* Registered a goal in Game 5 of the First Round at PIT on Apr. 23; recorded his 20th career playoff goal with the Rangers, passing Walt Tkaczuk for sole possession of 10th place on the franchise's all-time playoff goals list.

2014-15

* Established career-highs in games played (80), assists (25), plus/minus rating (plus-24), and game-winning goals (five)

* Was the only NHL player who recorded at least 20 goals, 40 or more points, a plus-20 or better rating, and 80 or more penalty minutes

* Led the Rangers in power-play goals (seven), ranked second in game-winning goals, tied for second in goals (21), ranked third in shots on goal (180), and tied for third in plus/minus rating

* Established a single-game career-high with two power play goals on Feb. 26 vs. ARI

* Established playoff career-highs in games played (19), goals (seven), shots on goal (38), shooting percentage (18.4%), hits (78), and average ice time (17:14), and tied a playoff career-high in game-winning goals (two)

* Ranked fourth in the NHL in hits, tied for seventh in game-winning goals, and tied for 11th in goals in the playoffs

* Led the Rangers in shooting percentage and hits, tied for the team lead in game-winning goals and power play goals (two), ranked second in goals, ranked fourth in shots on goal, and tied for sixth in points (nine)

* Registered the game-winning goal in Game 3 of the First Round at PIT on Apr. 20

* Led all skaters in goals (four) and tied for third

among all skaters in the series in points (four) in the Second Round against WSH

* Tallied the game-tying goal with 1:41 remaining in regulation in Game 5 vs. WSH on May 8

* Registered his first career NHL multi-goal game in the playoffs in Game 6 at WSH on May 10; became the first Ranger in franchise history who tallied a goal in both the first minute and last minute of a single period in a playoff game

* Posted a playoff career-high four-game point streak from Game 1 of the Eastern Conference Final vs. TBL on May 16 to Game 4 of the Eastern Conference Final at TBL on May 22.

2013-14

* Ranked fifth among NHL rookies in goals (17), sixth in points (37), ninth in plus/minus rating (plus-14), and tied for second in power play goals (six)

* Led the team in plus/minus rating, ranked third in power play goals, and tied for fifth in goals

* Established playoff career-highs in assists (eight), points (13), power play goals (three), and power play points (five) while helping the Rangers advance to the Stanley Cup Final

* Led the Rangers in power play goals and shooting percentage (17.2%), tied for third on the team in assists, and tied for fourth in goals (five), points, and power play points in the playoffs

* Ranked second on the team in points and tied for second in goals and assists after his return to the lineup in Game 4 of the Second Round vs. PIT on May 7

* Registered 13 points (five goals, eight assists) in the team's final 14 playoff games

* Tied for the team lead in goals (three) and ranked second on the team in assists (five) and points (eight) in the Eastern Conference Final against MTL

* Tallied the game-tying goal at 19:31 of the third period in Game 3 vs. MTL on May 22

* Registered single-game playoff career-highs with three assists and four points, including three points (one goal, two assists) in the second period in Game 5 at MTL on May 27

* Tied for second on the team in assists (two) and points (three) in the Stanley Cup Final against LAK.

2012-13

* Tallied three points (two goals, one assist) in 23 games with the Rangers

* Made his NHL regular season debut in the Rangers' season opener on Jan. 19 at BOS

* Notched his first career NHL regular season point with a goal on Feb. 5 at NJD

* Recorded his first career NHL regular season assist on Feb. 7 vs. NYI

* Recorded two points (one goal, one assist) in eight playoff games

* Tallied the game-winning goal in overtime in Game 4 of the Eastern Conference Semifinals vs. BOS on May 23; became the sixth player in franchise history to score an overtime goal in a game which the Rangers faced elimination.

2011-12

* Registered seven points (five goals, two assists) in 18 playoff games with the Rangers following the conclusion of his collegiate season

* Established NHL records for most playoff goals (five) and playoff points (seven) by a player before skating in a regular season game

* Tied for first among NHL rookies in goals and power play goals (two), tied for second in game-winning goals (two) and power play points (two), and ranked fourth in points during the playoffs

* Made his NHL debut in Game 3 of the Eastern Conference Quarterfinals at OTT on Apr. 16

* Became the first player to win an NCAA title and make his NHL debut in that year's playoffs since 1990 (John Byce - University of Wisconsin; Boston Bruins)

* Tallied his first career professional point with the game-winning goal in Game 6 at OTT on Apr. 23

* Notched his first career goal at Madison Square Garden, which was the game-winning goal, and registered his first career professional assist in Game 1 of the Eastern Conference Semifinals vs. WSH on Apr. 28; became the youngest Ranger to record two points in a playoff game since 1996 and the first Rangers rookie to register two game-winning goals in the playoffs since 1981

* Tied for the series lead in goals (three) and power play goals (two) during the Eastern Conference Final against NJD

* Posted a three-game goal/point streak from Game 1 vs. NJD on May 14 to May 19 at NJD (three goals, one assist)

* Recorded two points (one goal, one assist), including an assist on the game-winning goal and a power play goal in the third period, in Game 1 vs. NJD on May 14.

AHL CAREER

2013-14

* Recorded four points (two goals, two assists) in six games with Hartford

* Was tied for first on Hartford in power play goals (two), tied for third in goals, tied for fourth in points, and ranked second in shots on goal (16) in six games at the time he was recalled by the Rangers

* Registered a point in four of the six games he played with the Wolf Pack, including each of his first three games of the season.

2012-13

* Registered 23 points (12 goals, 11 assists) in 48 games with Connecticut

* Was tied for sixth on Connecticut in goals and ranked third in power play goals (six) at the time he was recalled by the Rangers on Apr. 17

* Tallied his first career AHL assist/point while making his AHL debut on Oct. 12 vs. Bridgeport

* Registered two points (one goal, one assist), including his first career AHL goal, on Oct. 27 vs. Providence

* Recorded two goals, including the game-winning goal, on Nov. 23 at Bridgeport

* Posted a three-game goal/point streak from Mar. 1 vs. Bridgeport to Mar. 5 vs. Portland (four goals over the span); tallied a power play goal in each contest.

COLLEGE CAREER

2011-12

* Established collegiate career-highs in games played (44), goals (23), assists (22), points (45), and penalty minutes (66)

* Led Boston College in goals and points

* Captured his second NCAA Championship in three seasons with Boston College

* Helped the Eagles capture their third consecutive Beanpot and Hockey East Tournament titles.

2010-11

* Named MVP of the 2011 Beanpot Tournament.

2009-10

* Led Boston College to its fourth NCAA National Championship

* Became the first hockey player to win a World Junior Championship gold medal, Collegiate Conference Playoff Championship and NCAA Championship in a single season

* Named to the Hockey East All-Rookie Team

* Helped the Eagles secure the 2010 Hockey East Championship

* Captured the 2010 Beanpot Tournament title with Boston College.

JUNIOR A CAREER

2008-09

* Recorded six points (four goals, two assists) in five games with the Valley Jr. Warriors in the Tier III Junior A Eastern Junior Hockey League (EJHL).

PREP SCHOOL CAREER

2008-09

* Registered 56 points (33 goals, 23 assists) in 26 games with Phillips Academy Andover

* Ranked sixth among all high school players in points per game (2.15).

2007-08

* Recorded 41 points (26 goals, 15 assists) in 24 games with Phillips Academy Andover.

HIGH SCHOOL CAREER

2006-07

* Tallied 41 points (28 goals, 13 assists) in 20 games with Masconomet Regional High School.

2005-06

* Registered 15 points (five goals, 10 assists) in 19 games with Masconomet Regional High School.

INTERNATIONAL CAREER

2019

* Registered four points (three goals, one assist) and posted a plus-four rating in eight games while representing the United States at the 2019 IIHF World Championship

* Tied for second on the United States in goals in the tournament

* Tallied his 20th career goal with Team USA (10 at the IIHF World Junior Championship and 10 at the IIHF World Championship) on May 18 against Denmark.

2018

* Registered 10 points (four goals, six assists) and posted a plus-seven rating in 10 games while helping the United States earn a bronze medal at the 2018 IIHF World Championship

* Was named Team USA's Best Player of the Game in the Bronze Medal Game against Canada on May 20.

2011

* Tied for second on Team USA in goals (two) and fifth in points (three) in seven games at the 2011 IIHF World Championship

* Helped Team USA earn a bronze medal at the 2011 IIHF World Junior Championship, as he led the United States - and tied for fifth and first in the tournament, respectively - in goals (four) and power play goals (three), tied for first in points (six) and second in shots on goal (20).

2010

* Registered a goal and an assist, and posted a plus-three rating in six games at the 2010 IIHF World Championship

* Helped Team USA capture the gold medal at the 2010 IIHF World Junior Championship.

CAREER TRANSACTIONS

* Selected by the Rangers in the first round, 19th overall, of the 2009 NHL Entry Draft.

CAREER STATISTICS

SEASON	TEAM		REGULAR SEASON					PLAYOFFS				
			GP	G	A	PTS	PIM	GP	G	A	PTS	
2005-06	Masconomet	USHS-MA	19	5	10	15	-	-	-	-	-	
2006-07	Masconomet	USHS-MA	20	28	13	41	-	-	-	-	-	
2007-08	Andover	NEPSAC	24	26	15	41	-	-	-	-	-	
2008-09	Andover	NEPSAC	26	33	23	56	10	-	-	-	-	
	Valley Jr. Warriors	EJHL	5	4	2	6	-	-	-	-	-	
2009-10	Boston College	NCAA	38	15	8	23	26	-	-	-	-	
	United States	WC	6	1	1	2	0	-	-	-	-	
	United States	WJC	7	6	1	7	2	-	-	-	-	
2010-11	Boston College	NCAA	32	11	13	24	37	-	-	-	-	
	United States	WC	7	2	1	3	6	-	-	-	-	
	United States	WJC	6	4	2	6	0	-	-	-	-	
2011-12	Boston College	NCAA	44	23	22	45	66	-	-	-	-	
	RANGERS	NHL	-	-	-	-	-	18	5	2	7	6
2012-13	RANGERS	NHL	23	2	1	3	6	8	1	1	2	0
	Connecticut	AHL	48	12	11	23	73	-	-	-	-	
2013-14	RANGERS	NHL	66	17	20	37	72	15	5	8	13	14
	Hartford	AHL	6	2	2	4	16	-	-	-	-	
2014-15	RANGERS	NHL	80	21	25	46	88	19	7	2	9	14
2015-16	RANGERS	NHL	79	21	22	43	58	5	2	0	2	6
2016-17	RANGERS	NHL	75	28	25	53	58	12	3	1	4	18
2017-18	RANGERS	NHL	58	16	21	37	44	-	-	-	-	
	United States	WC	10	4	6	10	2	-	-	-	-	
2018-19	RANGERS	NHL	79	28	24	52	57	-	-	-	-	
	United States	WC	8	3	1	4	2	-	-	-	-	
2019-20	RANGERS	NHL	63	24	21	45	58	3	1	1	2	6
2020-21	RANGERS	NHL	50	20	10	30	34	-	-	-	-	
2021-22	RANGERS	NHL	81	52	25	77	24	20	10	6	16	14
2022-23	RANGERS	NHL	79	36	18	54	26	7	6	3	9	0
NHL/NYR TOTALS			733	265	212	477	525	107	40	24	64	78

STATISTICAL BREAKDOWN

SEASON	PPG	SHG	GWG	+/-	S	S%	TF	F%	H	BS	MIN
2012-13	0	0	0	-1	19	10.5	1	0.0	36	6	10:07
2013-14	6	0	0	14	136	12.5	19	42.1	146	18	15:44
2014-15	7	0	5	24	180	11.7	21	42.9	162	17	15:43
2015-16	5	0	3	10	158	13.3	6	83.3	177	33	15:57
2016-17	6	0	4	6	186	15.1	9	55.6	132	30	17:00
2017-18	7	0	0	-2	137	11.7	60	41.7	103	24	15:37
2018-19	7	0	2	4	201	13.9	72	37.5	159	49	17:24
2019-20	9	0	5	13	156	15.4	123	43.1	116	42	17:15
2020-21	11	0	4	-1	102	19.6	75	40.0	115	35	17:24
2021-22	26	3	11	19	258	20.2	137	48.9	141	39	18:44
2022-23	8	4	3	21	229	15.7	84	45.2	128	24	18:25
TOTALS	92	7	37	107	1,762	15.0	607	44.0	1,415	317	16:45

CAREER HAT TRICKS (5)

DATE	OPPONENT	GOALTENDER
11/30/13	VAN	Luongo (2), Lack (1)
12/31/16	at COL	Pickard
2/24/21	at PHI	Elliott
3/4/21	at NJD	Blackwood
1/22/22	ARI	Vejmelka (2), Wedgewood

ALL-STAR GAME SCORING

SEASON	TEAM	G	A
2019-20	Metropolitan Division	0	0
2021-22	Metropolitan Division	1	1

RANGERS RECORDS

Most career playoff power play goals - 17

Most single-season power play goals - 26

Most single-season game-winning goals - 11

Most career playoff goals - 40

Most career penalty shot attempts - 4 (tied with Gaborik)

Consecutive games with a penalty shot attempt - 2

Fastest goal from the start of a period in a playoff game - 12 seconds (second period in Game 3 of the 2020 Qualifying Round vs. Carolina)

NHL RECORDS

Only player in NHL history to record 50+ goals, 25+ power play goals, three+ shorthanded goals and 10+ game winning goals in the same season.

Career goals (5) and points (7) prior to playing a regular season game

CAREER HIGHLIGHTS

CAREER HIGHS (LAST TIME)

GOALS	3 (5x), 1/22/22 vs. ARI
ASSISTS	3 (4x), 1/2/22 vs. TBL
POINTS	4 (2x), 1/22/22 vs. ARI (3G-1A)
PIM	20, 11/30/19 at NJD
SHOTS	8 (4x), 1/1/23 at FLA
PLUS/MINUS	3 (14x), 3/25/22 vs. PIT
ICE TIME	23:26, 10/21/21 at NSH
GOAL STREAK	6, 1/13/22 - 1/24/22 (9)
ASSIST STREAK	4 (2x), 3/9/17 - 3/17/17 (4)
POINT STREAK	7 (2x), 1/27/23 - 2/17/23 (5G-4A)

NHL FIRSTS

GAME	1/19/13 at BOS
GOAL	2/5/13 at NJD (Brodeur)
ASSIST	2/7/13 vs. NYI

CAREER PENALTY SHOTS (4)


DATE	OPPONENT	GOALTENDER (RESULT)
11/19/13	BOS	Rask (Save)
11/19/15	at TBL	Bishop (Save)
11/21/15	at FLA	Luongo (Save)
4/8/21	PIT	Jarry (Save)

RANGERS AWARDS

Steven McDonald Extra Effort Award - 2021-22

Rod Gilbert "Mr. Ranger" Award - 2021-22

John Halligan Good Guy Award (Cooperation with Media) - 2019-20



ALEXIS LAFRENIÈRE

LEFT WING

13

HEIGHT: 6'1" - WEIGHT: 194 - SHOOTS: LEFT - BORN: OCT. 11, 2001 - BIRTHPLACE: SAINT-EUSTACHE, QC

PROFESSIONAL CAREER

2022-23

* Set career highs in games played (81), points (39), and assists (23).

* Tabbed three power play goals last season, one of six Rangers to reach the mark.

2021-22

* Broke out for 19 goals and 12 assists for 31 points in his second NHL season

* All 19 of his goals were even-strength, the second most on the Blueshirts

* Had four game-winning goals, tied for the fourth most on New York

* On Oct. 16 at MTL, became the first Quebec-born Ranger since Derick Brassard, on March 26, 2016, to score a goal against Montreal

* On Jan. 3 vs. EDM, scored 20th goal of his career, making him the seventh winger in franchise history to get at least 20 career goals before their 21st birthday. Others: Don Murdoch (35), Mike Allison (33), Tomas Sandstrom (29), Alex Kovalev (29), Troy Mallette (24), Kaapo Kakko (24)

* Played in his 100th career game on Jan. 30 vs. SEA

* Recorded his 50th career point on Apr. 23 at BOS

* In G3 of First Round, notched his first career playoff point. The last Rangers skater younger than Lafrenière (20 years, 208 days) to record a playoff point was Steven Rice (19 years, 322 days) in Game 6 of 1991 Division Semifinals

* Became the 11th Rangers player to score a postseason goal before age 21 and the first to do so since Chris Kreider with goal in G4 of First Round

* With assist in G1 of Second Round, became the fourth player in Rangers history to collect at least five points in a single postseason at age 20 or younger, joining Don Maloney (7G-13A-20 PTS in 1979), Niklas Sundstrom (4G-3A-7 PTS in 1996)

and Rod Gilbert (2G-3A-5 PTS in 1962)

* His nine playoff points surpassed Niklas Sundstrom (7 in 11 GP) for the second most career playoff points by a Rangers player age 20 or younger. Don Maloney (20 in 18 GP) is the only such skater with more.

2020-21

* Registered 21 points (12 goals, nine assists) in 56 games in his rookie season with the Rangers

* Was one of three players who skated in each of the Rangers' 56 games during the season (Strome and Zibanejad); became the first teenager to skate in each of the Blueshirts' games in one season in franchise history

* His 12 goals were the third-most by a teenager with the Rangers in one season in franchise history (Allison - 24 in 1980-81; Kovalev - 15 in 1992-93) and were tied for the third-most career goals by a teenager with the Rangers in franchise history

* Tied for first among NHL teenagers in goals and ranked third among NHL teenagers in points

* Tied for first among NHL rookies in game-winning goals (four), tied for fourth in 5-on-5 goals (11), tied for fifth in even strength goals (12), tied for sixth in even strength points (21), and tied for seventh in goals

* Ranked second on the Rangers in 5-on-5 goals, and tied for second in even strength goals and game-winning goals

* The Rangers posted a 15-4-0 record in games which he tallied a point, including a 10-2-0 record in games which he notched a goal

* Made his NHL/Rangers debut on Jan. 14 vs. NYI

* Tallied his first career NHL goal/point, which was the game-winning goal in overtime, and registered four shots on goal on Jan. 28 at BUF; became the fourth player in franchise history whose first career NHL goal was the game-



RANGERS

Amazon



CAESARS SPORTS

BAUER

winning goal in overtime (Thompson – Nov. 30, 1926; Nemchinov – Oct. 5, 1991; Zuccarello – Jan. 5, 2011) ... Tied for game-highs with five hits and two takeaways on Feb. 8 vs. NYI

JUNIOR CAREER

2019-20

* Registered 112 points (35 goals, 77 assists) and a plus-41 rating in 52 games with Rimouski

* Named the Canadian Hockey League (CHL) Player of the Year as the best player in the three Canadian Major Junior Hockey Leagues (OHL, QMJHL, WHL) for the second consecutive season; became the second player to be named CHL Player of the Year twice (along with Sidney Crosby)

* Received the Mike Bossy Trophy as the QMJHL's Best Professional Prospect, the Michel Briere Trophy as the QMJHL's Most Valuable Player, the Jean Beliveau Trophy as the QMJHL's leader in points, and the Paul Dumont Trophy as the QMJHL's Personality of the Year (which recognizes an individual who had a positive media impact and helped improve the league's image during a season); was also named to the QMJHL's First All-Star Team

* Established QMJHL career-highs in points and assists

* Led the QMJHL in points and assists, tied for fifth in the league in shots on goal (261), ranked eighth in the QMJHL in plus/minus rating, and tied for 10th in the league in goals

* Averaged 2.15 points per game during the season (112 points in 52 games), became the first QMJHL player to average at least 2.15 points per game in a season (min. 20 games played) since Jonathan Drouin in 2013-14 (2.35), as well as the first player in the CHL to average at least 2.15 points per game in a season (min. 20 games played) since Connor McDavid in 2014-15 (2.55)

* Served as Rimouski's captain.

2018-19

* Registered 105 points (37 goals, 68 assists) and established a QMJHL career-high with a plus-52 rating in 61 games with Rimouski

* Named the CHL Player of the Year, received the Michel Briere Trophy as the QMJHL's Most Valuable Player, and the Paul Dumont Trophy as the QMJHL's Personality of the Year; was also named to the QMJHL's First All-Star Team

* Ranked second in the QMJHL in assists, tied for second in points, tied for fourth in game-winning goals (eight), and ranked ninth in plus/minus

rating

* Represented the QMJHL All-Stars in the 2018 Canada Russia Series

* Established QMJHL playoff career-highs in several categories, including games played (13), goals (nine), assists (14), points (23), and plus/minus rating (plus-10)

* Ranked second in the QMJHL in points per game (1.77), tied for fifth in assists, ranked seventh in points, tied for seventh in goals, and tied for 10th in plus/minus rating in the playoffs; led Rimouski in goals and points, and tied for the team lead in assists in the playoffs.

2017-18

* Registered 80 points (42 goals, 38 assists) and a plus-35 rating in 60 games in his rookie season in the QMJHL with Rimouski; established a QMJHL career-high in goals

* Named the CHL Rookie of the Year and the QMJHL Rookie of the Year, and also received the Michel Bergeron Trophy as the QMJHL Offensive Rookie of the Year

* Named to the QMJHL's All-Rookie Team and the QMJHL's First All-Star Team

* His 42 goals were the most by a QMJHL player in his U17 season or younger since Sidney Crosby (54 in 2003-04); became the fifth player in the CHL since 2003-04 to register 40 or more goals in a season while playing in his U17 season or younger (along with Crosby, John Tavares, Taylor Hall, and Steven Stamkos)

* Ranked sixth in the QMJHL in goals and ranked ninth in the league in points ... Led Rimouski in goals and points ... Tallied seven points (four goals, three assists) in seven playoff games.

MIDGET CAREER

2016-17

* Recorded 83 points (33 goals, 50 assists) and a plus-34 rating in 36 games with the Saint-Eustache Vikings of the Ligue de hockey Midget AAA du Quebec (QMAAA)

* Named the QMAAA Most Valuable Player, received the Mario Lemieux Trophy as the QMAAA's Top Prospect, and was named to the QMAAA First All-Star Team

* Led the QMAAA in several categories, including goals, assists, and points

* Recorded five points (one goal, four assists) in five playoff games. 2015-16

* Skated in two games with the Mille-Iles Seigneurs Midget Espoir in the Ligue de Hockey d'Excellence du Quebec (QMEAA).

BANTAM CAREER

2015-16

* Tallied 69 points (35 goals, 34 assists) in 26 games with the Mille-Iles Seigneurs Bantam AAA in the Quebec Bantam AAA Hockey League (QBAAA)

* Helped Mille-Iles win the Coupe Dodge (the Quebec Provincial Hockey Championship) as league champions

* Led the QBAAA in several categories, including goals, assists, and points.

2014-15

* Recorded 19 points (12 goals, seven assists) in 27 games with Mille-Iles Seigneurs U15 AAA team in the QBAAA.

INTERNATIONAL CAREER

2020

* Registered 10 points (four goals, six assists) in five games while helping Canada win a gold medal at the 2020 IIHF World Junior Championship

* Received several awards in the tournament; was named the tournament's Most Valuable Player and Best Forward, was named to the tournament's All-Star Team, and was named one of the Top Three Players on his Team.

2019

* Tallied one goal and posted a plus-three rating

in five games while representing Canada at the 2019 IIHF World Junior Championship.

2018

* Recorded 11 points (five goals, six assists) in five games while helping Canada win a gold medal at the 2018 Hlinka Gretzky Cup

* Served as Canada's captain in the tournament

* Tied for first among all skaters in the tournament in points and tied for second among all skaters in the tournament in goals

* Tallied six points (four goals, two assists) and posted a plus-three rating in five games at the 2018 IIHF U18 World Championship

* Tied for the team lead in points in the tournament.

2017

* Registered six points (three goals, three assists) in six games while helping Canada-Red earn a silver medal at the 2017 World U17 Hockey Challenge

* Was named to the tournament All-Star Team

* Helped Team Green win the U17 Development Camp Tournament Championship.

CAREER TRANSACTIONS

* Selected by the Rangers in the first round, first overall, of the 2020 NHL Entry Draft.

CAREER STATISTICS

SEASON	TEAM	REGULAR SEASON					PLAYOFFS				
		GP	G	A	PTS	PIM	GP	G	A	PTS	PIM
2014-15	Mille-Iles Seigneurs QBAAA	27	12	7	19	23	-	-	-	-	-
2015-16	Mille-Iles Seigneurs QBAAA	26	35	34	69	39	-	-	-	-	-
	Mille-Iles Seigneurs QMEAA	2	0	0	0	0	-	-	-	-	-
2016-17	Saint-Eustache QMAAA	36	33	50	83	34	5	1	4	5	2
2017-18	Rimouski QMJHL	60	42	38	80	54	7	4	3	7	12
	Canada-Red WHC-17	6	3	3	6	0	-	-	-	-	-
	Canada WJC-18	5	4	2	6	2	-	-	-	-	-
2018-19	Rimouski QMJHL	61	37	68	105	72	13	9	14	23	14
	Canada WJC	5	1	0	1	2	-	-	-	-	-
2019-20	Rimouski QMJHL	52	35	77	112	50	-	-	-	-	-
	Canada WJC	5	4	6	10	4	-	-	-	-	-
2020-21	RANGERS NHL	56	12	9	21	8	-	-	-	-	-
2021-22	RANGERS NHL	79	19	12	31	37	20	2	7	9	11
2022-23	RANGERS NHL	81	16	23	39	33	7	0	0	0	0
NHL/NYR TOTALS		216	47	44	91	78	27	2	7	9	11

STATISTICAL BREAKDOWN

SEASON	PPG	SHG	GWG	+/-	S	S%	TF	F%	H	BS	MIN
2020-21	0	0	4	-7	67	17.9	31	41.9	43	11	13:53
2021-22	0	0	4	2	110	17.3	48	29.2	108	26	13:59
2022-23	3	0	2	10	135	11.9	76	36.8	141	28	15:13
TOTALS	3	0	10	5	312	15.1	155	35.5	292	65	14:25

CAREER HIGHLIGHTS

CAREER HIGHS (LAST TIME)	
GOALS	2 (2x), 3/4/23 at BOS
ASSISTS	2 (5x), 3/28/23 vs. CBJ
POINTS	2 (16x), 3/28/23 vs. CBJ (2A)
PIM	7, 2/23/23 at DET
SHOTS	5 (3x), 10/14/22 at WPG
PLUS/MINUS	3 (3x), 3/25/23 at FLA
ICE TIME	21:21, 1/12/23 vs. DAL
GOAL STREAK	2 (8x), 3/4/23 - 3/9/23
ASSIST STREAK	4, 3/17/22 - 3/22/22 (4)
POINT STREAK	6, 3/17/22 - 3/27/22 (2G-5A)

NHL FIRSTS	
GAME	1/14/21 vs. NYI
GOAL	1/28/21 at BUF (Ullmark)
ASSIST	2/26/21 vs. BOS



**JAKE
LESCHYSHYN**
CENTER

15

HEIGHT: 5'11" - WEIGHT: 198 - SHOOTS: LEFT - BORN: MAR. 10, 1999 - BIRTHPLACE: RALEIGH, NC

PROFESSIONAL CAREER

2022-23

* Played in 13 games for the Rangers after being claimed off waivers from Vegas on January 11, 2022.

* Skated in 22 games Golden Knights and at time of release, his 10.80 hits per 60 ranked fourth on Vegas.

* Accumulated five goals and 10 assists for 15 points in 18 games with Hartford last season.

* Notched three points (2G-1A) in five Calder Cup Playoff games with Hartford.

2021-22

* Skated in career-high 41 NHL games with Vegas, scoring six points (2G-4A).

* Made NHL debut on October 14, 2021, and scored first career NHL goal on November 13, 2021 against Vancouver.

* Appeared in 34 games with Henderson of the AHL, notching 27 points (14G-13A).

2020-21

* Tallied eleven points (6G-5A) in 39 games with Henderson. Scored in Silver Knights' first-ever game on 2/6/21, the first goal in franchise history (1:41 of 2nd period).

2019-20

* Appeared in 61 games as AHL rookie with Chicago Wolves, scoring eight points (4G-4A).

* Scored first career AHL goal on Oct. 26, 2019.

2018-19

* Made AHL debut on April 7, 2017 with the Chicago and played in five games (3 regular season and 2 in playoffs).

AMATEUR CAREER

2018-19

* Served as captain of Regina in the Western Hockey League (WHL), skating in 24 games with the club and scoring 32 points (16G-16A).

* Traded to Lethbridge on November 20, 2018.

* Scored 49 points (24G-25A) in 44 games with Lethbridge. Added ten points (6G-4A) in seven WHL Playoff Games.

2017-18

* Tabbed 40 points (17G-23A) in 64 games with Regina as assistant captain.

TRANSACTIONS

* Drafted by the Golden Knights in the second round, 62nd overall, of the 2017 NHL Draft.

* Claimed off waivers by Rangers from Vegas, January 11, 2023.



CAREER STATISTICS

SEASON	TEAM	LEAGUE	REGULAR SEASON					PLAYOFFS				
			GP	G	A	PTS	PIM	GP	G	A	PTS	PIM
2016-17	Regina	WHL	47	17	23	40	22	-	-	-	-	-
2017-18	Regina	WHL	64	18	22	40	67	7	3	2	5	2
2018-19	Regina	WHL	24	16	16	32	18	-	-	-	-	-
	Lethbridge	WHL	44	24	25	49	30	7	6	4	10	2
	Chicago	AHL	3	0	0	0	0	2	0	0	0	0
2019-20	Chicago	AHL	61	4	4	8	20	-	-	-	-	-
2020-21	Henderson	AHL	39	6	5	11	38	5	0	0	0	5
2021-22	Golden Knights	NHL	41	2	4	6	8	-	-	-	-	-
	Henderson	AHL	34	14	13	27	24	2	0	0	0	2
2022-23	Golden Knights	NHL	22	0	0	0	8	-	-	-	-	-
	RANGERS	NHL	13	0	0	0	0	-	-	-	-	-
	Hartford	AHL	18	5	10	15	8	5	2	1	3	2
	NHL TOTALS		76	2	4	6	16	-	-	-	-	-
	RANGERS TOTALS		13	0	0	0	0	-	-	-	-	-

STATISTICAL BREAKDOWN

SEASON	PPG	SHG	GWG	+/-	S	S%	TF	F%	H	BS	MIN
2021-22	0	0	0	-2	35	5.7	265	46.0	45	11	11:18
2022-23	0	0	0	-10	31	0.0	233	50.6	55	23	9:08
TOTALS	0	0	0	-12	66	3.0	498	48.2	100	34	10:18

CAREER HIGHLIGHTS

CAREER HIGHS (LAST TIME)

GOALS	1 (2x), 4/9/22 vs. ARI
ASSISTS	1 (4x), 3/15/22 at WPG
POINTS	2, 11/13/21 vs. VAN (1G-1A)
PIM	4, 11/6/21 at MTL
SHOTS	5, 4/9/22 vs. ARI
PLUS/MINUS	2, 11/20/21 vs. CBJ
ICE TIME	15:15, 11/9/21 vs. SEA
GOAL STREAK	N/A
ASSIST STREAK	2, 11/18/21 - 11/20/21
POINT STREAK	2, 11/18/21 - 11/20/21 (2A)

NHL FIRSTS

GAME	10/14/21 at LAK
GOAL	4/9/22 vs. ARI (Vejmelka)
ASSIST	11/13/21 vs. VAN



**RYAN
LINDGREN**
DEFENSEMAN

55

HEIGHT: 6'0" - WEIGHT: 193 - SHOOTS: LEFT - BORN: FEB. 11, 1998 - BIRTHPLACE: BURNSVILLE, MN

PROFESSIONAL CAREER

2022-23

* Recorded a career-high in assists (17) and points (18) in 63 games, while notching a team-high plus-29 rating.

* Named the winner of the 2022-23 Steven McDonald Extra Effort Award, third defenseman to win award.

* Named the winner of the Players' Player Award, as voted on by his teammates.

* On November 30 at Ottawa, Lindgren recorded a career-high threeassist/point game and at the time became the fifth different Rangers defensemen since 2015-16 to record a three-assist game (Fox, McDonagh, Pionk, Skjei).

2021-22

* Recorded 11 assists and a career high four goals for 15 points in 78 games, the most GP in his career

* Ranked second on New York in blocked shots (141) and first among Rangers defensemen in SH TOI (174:16)

* Scored his first goal of the season on Oct. 23 at OTT

* Recorded his first career GWG on Nov. 21 vs BUF, with .07 seconds to play. Became 4th player in team history to score a game-winning goal in the final second

* Played in his 150th career game on Jan. 10 at LAK

* Had two goals and three assists for five points in 17 playoff games

* Scored first career playoff goal in G5 of First Round.

2020-21

* Established career-highs in several categories, including assists (15), points (16), plus/minus rating (plus-20), and hits (98)

* Named the winner of the Players' Player Award,

which is given annually to the Ranger who, as selected by his teammates, "best exemplifies what it means to be a team player"

* Ranked fourth in the NHL (min. 115:00 of shorthanded ice time) in power play goals against per 60 minutes of shorthanded ice time (4.22)

* Tied for second among NHL defensemen in penalties drawn (17; only trailed Smith - 25)

* Tied for 13th among NHL defensemen in plus/minus rating

* Was one of eight NHL players who recorded at least 95 hits, 50 blocked shots, and 19 takeaways

* Led the Rangers in plus/minus rating, and ranked fourth in average even strength ice time (17:23), hits, and blocked shots (50)

* Ranked second among Rangers defensemen in points and assists

* Drew four penalties on Jan. 16 vs. NYI; the four penalties drawn were tied for the most in one game by a Rangers player since the NHL began to track the statistic in 2009-10

* Was not on the ice for a power play goal against in 20 consecutive games from Jan. 24 at PIT to Mar. 9 at PIT (51:30 of shorthanded ice time over the span)

* Tied single-game career-highs with two assists and two points, recorded his first career NHL shorthanded assist/point, and posted a plus-two rating while skating in his 100th career NHL game on Mar. 30 vs. WSH

2019-20

* Registered 14 points (one goal, 13 assists) and a plus-16 rating in 60 games in his rookie season in the NHL

* Tied for fourth among NHL rookies in plus/minus rating



* Led NHL defensemen in penalties drawn (25)

* Led NHL rookies in penalties drawn; drew more penalties than any other Rangers rookie since the NHL began to track the statistic in 2009-10

* Tied for fourth on the Rangers (ranked second among team defensemen) in plus/minus rating, ranked fifth in blocked shots (70), and ranked sixth in hits (94)

* Tallied his first career NHL assist/point and posted a plus-two rating while skating in his first NHL game of the season on Oct. 29 vs. TBL

* Recorded his first career NHL goal on Nov. 10 vs. FLA

*Tallied one assist in three playoff games

* Notched his first career playoff assist/point while making his playoff debut in Game 1 of the Qualifying Round at CAR on Aug. 1.

2018-19

* Skated in five games with the Rangers

* The Rangers posted a 4-0-1 record when he was in the lineup

* Recorded three hits and registered three blocked shots in 15:22 of ice time while making his NHL/Rangers debut on Jan. 15 vs. CAR

AHL CAREER

2019-20

* Registered two points (one goal, one assist) and a plus-eight rating in nine games with Hartford prior to being recalled by the Rangers on Oct. 28

* Was tied for fifth in the AHL in plus/minus rating at the time he was recalled.

2018-19

* Registered 12 assists and 92 penalty minutes in 63 games with Hartford as of the conclusion of the Rangers' season on Apr. 6; was assigned to Hartford on Apr. 7

* Was tied for 10th among AHL defensemen in penalty minutes, and was also tied for first among all AHL rookies in penalty minutes, at the time he was recalled by the Rangers on Apr. 4

* Ranked sixth among AHL defensemen who were in their U21 season or younger in games played at the time he was recalled on Apr. 4

2017-18

* Registered four points (two goals, two assists) and posted a plus-four rating in 10 games

with Hartford following the conclusion of his collegiate season

* Made his AHL debut on Mar. 24 vs. Hershey

* Tallied two points (one goal, one assist), including his first career AHL goal, assist, and point, and recorded his first career AHL game-winning goal while skating in his second career AHL game on Mar. 25 at Hershey.

COLLEGE CAREER

2017-18

* Established collegiate career-highs in several categories, including games played (35), goals (two), assists (seven), and points (nine)

* Named an Honorable Mention for the Big Ten All-Star Team for the second consecutive season

* Served as an alternate captain for the University of Minnesota in his sophomore year

2016-17

* Established collegiate career-highs in plus/minus rating (plus-nine) and penalty minutes (65)

* Named to the Big Ten All-Rookie Team and was named an Honorable Mention for the Big Ten All-Star Team

* Helped the University of Minnesota win the Big Ten Regular Season Championship.

USDP CAREER

2015-16

* Registered 25 points (six goals, 19 assists) in 61 regular season games with the U.S. National U18 Team

* Served as the captain of the U.S. National U18 Team

* Recorded 12 points (four goals, eight assists) in 25 United States Hockey League (USHL) contests with Team USA.

2014-15

* Recorded 19 points (three goals, 16 assists) and 85 penalty minutes in 55 games with the U.S. National U17 Team

* Served as the captain of the U.S. National U17 Team

* Registered 13 points (three goals, 10 assists) in 35 USHL games with Team USA.

HIGH SCHOOL CAREER

2013-14

* Registered 15 points (three goals, 12 assists) and 80 penalty minutes in 51 games in his third season with Shattuck-St. Mary's

* Helped Shattuck-St. Mary's capture the 2014 Tier 1 Boys 18 and Under National Championship.

2012-13

* Tallied 88 points (24 goals, 64 assists) in 55 games with Shattuck-St. Mary's.

2011-12

* Recorded 69 points (18 goals, 51 assists) in 74 games with Shattuck-St. Mary's.

INTERNATIONAL CAREER

2018

* Tallied one assist in seven games while helping the United States earn a bronze medal at the 2018 IIHF World Junior Championship

* Served as an alternate captain in the tournament.

2017

* Registered one assist and posted a plus-four

rating in seven games while helping the United States capture a gold medal at the 2017 IIHF World Junior Championship.

2016

* Recorded five points (two goals, three assists) and posted a plus-five rating in seven games while helping the United States earn a bronze medal at the 2016 IIHF U18 World Championship

* Served as Team USA's captain in the tournament.

2014

* Tallied one assist in six games while helping the United States earn a silver medal at the 2014 World U17 Hockey Challenge

* Served as Team USA's captain in the tournament.

CAREER TRANSACTIONS

* Selected by Boston in the second round, 49th overall, of the 2016 NHL Entry Draft.

* Traded to Rangers by Boston with Ryan Spooner, Matt Beleskey, Boston's 1st round pick in 2018 NHL Draft and Boston's 7th round pick in 2019 NHL Draft for Rick Nash, February 25, 2018.

CAREER STATISTICS

SEASON	TEAM	LEAGUE	REGULAR SEASON					PLAYOFFS				
			GP	G	A	PTS	PIM	GP	G	A	PTS	PIM
2011-12	Shattuck-St. Mary's	USHS-MN	74	18	51	69	65	-	-	-	-	-
2012-13	Shattuck-St. Mary's	USHS-MN	55	24	64	88	68	-	-	-	-	-
2013-14	Shattuck-St. Mary's	USHS-MN	51	3	12	15	80	-	-	-	-	-
2014-15	U.S. Nat'l U17 Team	USDP	55	3	16	19	85	-	-	-	-	-
	Team USA	USHL	35	3	10	13	65	-	-	-	-	-
	United States	WHC-17	6	0	1	1	4	-	-	-	-	-
2015-16	U.S. Nat'l U18 Team	USDP	61	6	19	25	60	-	-	-	-	-
	Team USA	USHL	25	4	8	12	16	-	-	-	-	-
	United States	WJC-18	7	2	3	5	4	-	-	-	-	-
2016-17	Univ. of Minnesota	NCAA	32	1	6	7	65	-	-	-	-	-
	United States	WJC	7	0	1	1	0	-	-	-	-	-
2017-18	Univ. of Minnesota	NCAA	35	2	7	9	51	-	-	-	-	-
	Hartford	AHL	10	2	2	4	23	-	-	-	-	-
	United States	WJC	7	0	1	1	2	-	-	-	-	-
2018-19	RANGERS	NHL	5	0	0	0	8	-	-	-	-	-
	Hartford	AHL	65	0	12	12	94	-	-	-	-	-
2019-20	RANGERS	NHL	60	1	13	14	47	3	0	1	1	0
	Hartford	AHL	9	1	1	2	6	-	-	-	-	-
2020-21	RANGERS	NHL	51	1	15	16	35	-	-	-	-	-
2021-22	RANGERS	NHL	78	4	11	15	48	17	2	3	5	10
2022-23	RANGERS	NHL	63	1	17	18	45	7	1	1	2	6
NHL/NYR TOTALS			257	7	56	63	183	27	3	5	8	16

STATISTICAL BREAKDOWN

SEASON	PPG	SHG	GWG	+/-	S	S%	TF	F%	H	BS	MIN
2018-19	0	0	0	-6	8	0.0	0	0.0	11	9	14:35
2019-20	0	0	0	16	47	2.1	0	0.0	94	70	16:34
2020-21	0	0	0	20	65	1.5	0	0.0	98	50	20:00
2021-22	0	0	1	18	73	5.5	0	0.0	129	141	20:06
2022-23	0	1	0	29	75	1.3	0	0.0	68	92	18:50
TOTALS	0	1	1	77	268	2.6	0	0.0	400	362	18:50

CAREER HIGHLIGHTS

CAREER HIGHS (LAST TIME)

GOALS	2, 1/8/22 at ANA
ASSISTS	3, 11/30/22 at OTT
POINTS	3, 11/30/22 at OTT (3A)
PIM	7, 11/12/22 at NSH
SHOTS	5, 2/17/23 at EDM
PLUS/MINUS	5, 1/23/23 vs. FLA
ICE TIME	24:31, 4/20/21 at NYI
GOAL STREAK	N/A
ASSIST STREAK	3, 2/20/21 - 2/26/21 (4)
POINT STREAK	3, 2/20/21 - 2/26/21 (4A)

NHL FIRSTS

GAME	1/15/19 vs. CAR
GOAL	11/10/19 vs. FLA (Montembeault)
ASSIST	10/29/19 vs. TBL

RANGERS AWARDS

Steven McDonald Extra Effort Award - 2022-23
 Players' Player Award - 2020-21, 2022-23



CONNOR MACKEY

14

DEFENSEMAN

HEIGHT: 6'3" - WEIGHT: 204 - SHOOTS: LEFT - BORN: SEP. 12, 1996 - BIRTHPLACE: TOWER LAKES, IL

PROFESSIONAL CAREER

2022-23

* Compiled three goals and four assists for seven points in 30 games between the Calgary Flames and Arizona Coyotes in 2022-23.

* Recorded 61 hits and 29 blocked shots in those 30 contests.

2021-22

* Scored 36 points (5G-31A) in 53 games with Stockton Heat of the American Hockey League (AHL).

* Finished seventh overall in scoring on the Heat and tops among defensemen.

* Plus-15 rating was second among Heat defensemen and tied for fourth overall on the club.

* Appeared in three games with Calgary, tallying one assist.

2020-21

* Appeared in six games with the Flames, recording three points (1G-2A).

* Made NHL debut February 13, 2021 at Vancouver.

* Registered 16 points (3 G-13A) in 27 games with Stockton.

* Was named to the AHL Canadian Division All-Star Team.

AMATEUR CAREER

* Prior to turning pro, played three seasons at Minnesota State University, recording 18 goals and 43 assists for 61 points in 118 games.

* Named a WCHA First Team All-Star and an NCAA West Second Team All-American following the 2019-20 season.

* Won the 2019 WCHA Championship and three-time (2017-18, 2018-19, 2019-20) regular season WCHA Champion

* Led USHL in assists (41) and points (47) by a defenseman during the 2016-17 season with the Green Bay Gamblers.

* Named the 2016-17 USHL Defenseman of the Year and named a First Team All-Star.

INTERNATIONAL CAREER

* Represented the United States at the 2023 and 2021 World Championship.

* Won Bronze w/ Team USA at 2021 IIHF World Championships

TRANSACTIONS

* Signed as a free agent by Calgary, March 20, 2020.

* Traded to Arizona by Calgary with Brett Ritchie for Troy Stecher and Nick Ritchie, March 3, 2023.

* Signed as a free agent by Rangers, July 1, 2023



CAREER STATISTICS

SEASON	TEAM	LEAGUE	REGULAR SEASON					PLAYOFFS				
			GP	G	A	PTS	PIM	GP	G	A	PTS	PIM
2015-16	Green Bay	USHL	29	1	1	2	62	2	0	0	0	2
2016-17	Green Bay	USHL	60	6	41	47	93	-	-	-	-	-
2017-18	Minnesota State	NCAA	40	4	8	12	40	-	-	-	-	-
2018-19	Minnesota State	NCAA	42	7	18	25	55	-	-	-	-	-
2019-20	Minnesota State	NCAA	36	7	17	24	29	-	-	-	-	-
2020-21	Flames	NHL	6	1	2	3	20	-	-	-	-	-
	Stockton	AHL	27	3	13	16	33	-	-	-	-	-
	USA	WC	7	0	1	1	2	-	-	-	-	-
2021-22	Flames	NHL	3	0	1	1	2	-	-	-	-	-
	Stockton	AHL	53	5	31	36	83	7	1	3	4	4
2022-23	Flames	NHL	10	2	1	3	9	-	-	-	-	-
	Coyotes	NHL	20	1	3	4	39	-	-	-	-	-
	USA	WC	10	1	2	3	8	-	-	-	-	-
NHL TOTALS			39	4	7	11	70	-	-	-	-	-

STATISTICAL BREAKDOWN

SEASON	PPG	SHG	GWG	+/-	S	S%	TF	F%	H	BS	MIN
2020-21	0	0	0	3	4	25.0	0	0.0	8	0	14:10
2021-22	0	0	0	-1	4	0.0	0	0.0	4	1	13:35
2022-23	0	0	0	-4	31	9.7	0	0.0	61	29	14:03
TOTALS	0	0	0	-2	39	10.3	0	0.0	73	30	14:02

CAREER HIGHLIGHTS

CAREER HIGHS (LAST TIME)

GOALS	2, 12/16/22 vs. STL
ASSISTS	1 (7x), 4/3/23 at SEA
POINTS	2, 12/16/22 vs. STL (2G)
PIM	10, 4/3/23 at SEA
SHOTS	3 (4x), 4/6/23 at SEA
PLUS/MINUS	2 (2x), 4/13/23 vs. VAN
ICE TIME	20:00, 4/6/23 at SEA
GOAL STREAK	N/A
ASSIST STREAK	2, 3/5/23 - 3/7/23
POINT STREAK	2, 3/5/23 - 3/7/23 (2A)

NHL FIRSTS

GAME	2/13/21 at VAN
GOAL	5/19/21 vs. VAN (Holtby)
ASSIST	2/15/21 at VAN



K'ANDRE MILLER

DEFENSEMAN

79

HEIGHT: 6'5" - WEIGHT: 210 - SHOOTS: LEFT - BORN: JAN. 21, 2000 - BIRTHPLACE: ST. PAUL, MN

PROFESSIONAL CAREER

2022-23

* Established career-highs in goals (9), assists (34) and points (43), ranking second among Blueshirts defensemen in all three categories.

* Among NHL defensemen that collected 149-plus minutes of shorthanded time on-ice, ranked third in PP GA/60 with a 4.43 mark.

* 61 takeaways were the fifth most among NHL defensemen last season.

* On March 19 against Nashville, recorded most points by a NYR d-man in a period (first period - 4).

2021-22

* Set career highs in goals (seven), assists (13), points (20), and games played (82)

* Was the only Ranger to skate in all 82 games

* Ranked third on the team in plus/minus rating (23), TOI/GP (20:36), takeaways (59), and third among defensemen in goals, assists, and points

* Tallied fourth most hits (151) for New York

* Recorded two game-winning goals (Jan. 30 vs SEA, Mar. 27 vs BUF) and one game-deciding goal in his first shootout attempt (Feb. 15 vs BOS)

* Playing in his first NHL game in his home state of Minnesota on Mar. 8, recorded five hits, matching his career high

* In G1 of the First Round, led the Rangers with 45:08 minutes of time on ice, the third highest TOI in franchise history behind Ryan McDonagh (53:17) and Marc Staal (49:34) - both on May 2, 2012 at Washington

* Tallied two points in G2 of First Round, becoming the first Blueshirts defenseman since Ryan McDonagh on April 29, 2017 at Ottawa to record a multi-point game in the playoffs

* At 22 years, 114 days, scored his first career playoff goal and became the second-youngest

defenseman in Rangers history to score in a Game 7, behind only Michael Del Zotto who scored in the 2012 Conference Semifinals (21 years, 323 days).

2020-21

* Registered 12 points (five goals, seven assists) and a plus-nine rating in 53 games in his rookie season with the Rangers

* Named to the NHL's All-Rookie Team

* Averaged 21:07 of ice time per game, which was the most by a Rangers rookie in a season (min. 30 games played) since the NHL began to track ice time in 1997-98

* Logged at least 20:00 of ice time in 42 games during the season; the 42 games with at least 20:00 of ice time were the most among NHL rookies during the season and were the second-most by a Rangers rookie since the league began to track ice time in 1997-98 (Tyutin - 56)

* Ranked sixth among NHL defensemen in takeaways (33)

* Was one of three NHL players who recorded at least 90 hits, 75 blocked shots, and 30 takeaways (Weegar and Ferraro)

* Ranked second among NHL rookies in average ice time and average even strength ice time (18:25), and tied for fifth in plus/minus rating

* Led NHL rookie defensemen in goals, tied for second in plus/minus rating, and tied for third in points

* Led the Rangers in average even strength ice time, ranked third in average ice time, takeaways, and blocked shots (77), ranked fifth in hits (93), and tied for fifth in plus/minus rating

* Tied for first among Rangers defensemen in goals, ranked third in plus/minus rating, and tied for third in points

* Made his NHL/Rangers debut on Jan. 14 vs. NYI; became the first player to wear jersey No. 79 in a regular season game with the Rangers in



franchise history

* Tallied his first career NHL assist/point, was credited with five hits, and posted a plus-one rating in 21:17 of ice time on Jan. 22 at PIT

* Registered his first career NHL goal, recorded three shots on goal, and posted a plus-two rating on Jan. 26 at BUF; was on the ice for eight of the Rangers' 11 even strength goals through the first six games of the season and posted a plus-six rating over the first six games of the season

COLLEGE CAREER

2019-20

* Established collegiate career-highs in several categories, including games played (36) and goals (seven)

* Was an Honorable Mention for the Big Ten All-Star Team

* His seven goals were tied for the 11th-most among NCAA defensemen, and were tied for the most among NCAA defensemen who were in their U20 season or younger

* Was one of five players who skated in each of the University of Wisconsin's 36 games during the season.

2018-19

* Established collegiate career-highs in several categories as a freshman, including points (22), assists (17), and plus/minus rating (plus-seven)

* Named to the Big Ten All-Rookie Team and was an Honorable Mention for the Big Ten All-Star Team; named a finalist for the Big Ten Freshman of the Year

* Led NCAA freshmen defensemen in assists per game (0.65) and points per game (0.85)

* Led NCAA defensemen in their U19 season in assists and points, and tied for first among NCAA defensemen in their U19 season in goals

* Was named the Hockey Commissioners' Association (HCA) National Rookie of the Month twice (October and December)

* Led Wisconsin in assists and points at the time of his injury on Feb. 9

* Was on the ice for 37 of the 76 goals Wisconsin scored in the 26 games he played (48.7%)

* Tallied his first career collegiate goal/point, which was also his first career collegiate game-

winning goal, and posted a plus-three rating while making his collegiate debut on Oct. 12 vs. Boston College

* Notched his first career collegiate assist on Oct. 13 vs. Boston College

USDP CAREER

2017-18

* Registered 29 points (nine goals, 20 assists) in 58 games with the U.S. National U18 Team as part of the United States National Team Development Program (USNTDP)

* Ranked third among defensemen on the team in goals, points, and plus/minus rating.

2016-17

* Tallied 17 points (three goals, 14 assists) in 54 games with the U.S. National U17 Team

* Notched one assist in one game with the U.S. National U18 Team.

HIGH SCHOOL CAREER

2015-16

* Recorded 16 points (five goals, 11 assists) in 25 games with Minnetonka High School

* Was named to the All-Lake Conference Team and the Star Tribune All-Metro Third Team; was the only sophomore who was named to any of the three All-Metro teams during the season

* Skated in two games with Team Southwest of the Upper Midwest High School Elite Hockey League (UMSHEHL).

2014-15

* Registered six points (four goals, two assists) in 25 games as a freshman at Minnetonka High School.

BANTAM CAREER

2014-15

* Tallied 16 points (seven goals, nine assists) in 16 games with the MNBEL Canadiens.

INTERNATIONAL CAREER

2020

* Registered two assists and a plus-one rating in five games while representing the United States at the 2020 IIHF World Junior Championship

* Served as an alternate captain in the tournament

* Led the team in average ice time in the tournament (19:24).

2019

* Tallied one assist and posted a plus-one rating in six games while helping the United States earn a silver medal at the 2019 IIHF World Junior Championship.

2018

* Registered three points (one goal, two assists) and a plus-four rating in seven games while helping the United States earn a silver medal at

the 2018 IIHF U18 World Championship.

2016

* Notched one assist in five games while representing the United States at the 2016 World U17 Hockey Challenge.

CAREER TRANSACTIONS

* Selected by the Rangers in the first round, 22nd overall, of the 2018 NHL Entry Draft.

CAREER STATISTICS

SEASON	TEAM	LEAGUE	REGULAR SEASON					PLAYOFFS				
			GP	G	A	PTS	PIM	GP	G	A	PTS	PIM
2014-15	Minnetonka High	USHS-MN	25	4	2	6	2	3	0	1	1	0
	MNBEL Canadiens	Bantam	16	7	9	16	-	-	-	-	-	
2015-16	Minnetonka High	USHS-MN	25	5	11	16	12	1	0	0	0	2
	Team Southwest	UMHSEHL	2	0	0	0	0	-	-	-	-	-
2016-17	U.S. Nat'l U18 Team	USDP	1	0	1	1	0	-	-	-	-	-
	U.S. Nat'l U17 Team	USDP	54	3	14	17	16	-	-	-	-	-
	Team USA	USHL	34	0	7	7	12	-	-	-	-	-
	United States	WHC-17	5	0	1	1	0	-	-	-	-	-
2017-18	U.S. Nat'l U18 Team	USDP	58	9	20	29	26	-	-	-	-	-
	Team USA	USHL	22	4	12	16	6	-	-	-	-	-
	United States	WJC-18	7	1	2	3	4	-	-	-	-	-
2018-19	Univ. of Wisconsin	NCAA	26	5	17	22	18	-	-	-	-	-
	United States	WJC	6	0	1	1	0	-	-	-	-	-
2019-20	Univ. of Wisconsin	NCAA	36	7	11	18	24	-	-	-	-	-
	United States	WJC	5	0	2	2	2	-	-	-	-	-
2020-21	RANGERS	NHL	53	5	7	12	20	-	-	-	-	-
2021-22	RANGERS	NHL	82	7	13	20	24	20	2	5	7	10
2022-23	RANGERS	NHL	79	9	34	43	47	7	0	1	1	4
NHL/NYR TOTALS			214	21	54	75	91	27	2	6	8	14

STATISTICAL BREAKDOWN

SEASON	PPG	SHG	GWG	+/-	S	S%	TF	F%	H	BS	MIN
2020-21	0	0	1	9	62	8.1	0	0.0	93	77	21:07
2021-22	1	0	2	23	102	6.9	0	0.0	151	95	20:36
2022-23	0	0	2	12	113	8.0	0	0.0	162	105	21:57
TOTALS	1	0	5	44	277	7.6	0	0.0	406	277	21:14

CAREER HIGHLIGHTS

CAREER HIGHS (LAST TIME)

GOALS	2, 3/19/23 vs. NSH
ASSISTS	3, 2/8/23 vs. VAN
POINTS	4, 3/19/23 vs. NSH (2G-2A)
PIM	15, 2/26/23 vs. LAK
SHOTS	6 (2x), 3/19/23 vs. NSH
PLUS/MINUS	5, 3/19/23 vs. NSH
ICE TIME	27:07, 10/25/22 vs. COL
GOAL STREAK	2, 1/10/23 - 1/12/23
ASSIST STREAK	4, 1/3/23 - 1/10/23
POINT STREAK	7, 1/3/23 - 1/16/23 (3G-6A)

NHL FIRSTS


GAME	1/14/21 vs. NYI
GOAL	1/26/21 at BUF (Ullmark)
ASSIST	1/22/21 at PIT

NHL AWARDS

NHL All-Rookie Team - 2020-21

RANGERS RECORDS

Most points by a defenseman (4) in a single period



ARTEMI PANARIN

LEFT WING

10

HEIGHT: 6'0" - WEIGHT: 175 - SHOOTS: RIGHT - BORN: OCT. 30, 1991 - BIRTHPLACE: KORKINO, RUS

PROFESSIONAL CAREER

2022-23

* Led the Rangers in assists (63) and points (92) while ranking tied for 10th in the NHL in assists.

* Joined Mark Messier and Jean Ratelle as the only Rangers skaters to record three or more 90-point seasons with the team.

* 8th undrafted skater to reach seven 70-point seasons.

* Reached the 60-assist mark for the third time with the Rangers (also 74 in 2021-22 & 63 in 2019-20). He joined Brian Leetch (70 in 1995-96, 80 in 1991-92 & 72 in 1990-91) as the second player in franchise history with three such campaigns.

* Had 24 multi-point games this season. Since 2019-20, his 99 multi-point games rank sixth in the NHL. His 64 multi-assist games since 19-20 are the second most in the NHL.

* Appeared in the 2023 All-Star Game in Florida.

2021-22

* In 75 games, Panarin registered 96 points (22G-74A), setting a career high in assists and points

* Established a career high with 37 PPP (5G-32A)

* Led the Rangers in assists, points, and power-play points

* Ranked fourth in the NHL in assists and tied for fourth in PPA

* First Rangers forward to ever notch 74 assists

* Became sixth Ranger to record multiple 90-point seasons with the team and fifth Ranger to record 60+ assists in multiple seasons with team

* His assist total was third most in a single season by a Ranger, behind Brian Leetch (1991-92 - 80) and Sergei Zubov (1993-94 - 77)

* His 96 points were tied for the 11th most in team history

* Played in his 450th career game on Nov. 18 vs. TOR; Since 1967, was the 35th player in the NHL to notch 320 or more assists in 450 or fewer games. Panarin and Connor McDavid are the only two players who made their debut in 2015-16 or later to record 489 or more points in 450 games or less

* Earned his 500th career NHL point in his 457th career game on Dec. 7 vs. CHI; was the 49th player in NHL history to record 500 points in 457 or fewer games and the fifth active player to do so (Connor McDavid - 369 GP, Sidney Crosby - 369 GP, Alex Ovechkin - 373 GP, Evgeni Malkin - 413 GP). Since the 2015-16 season, was one of five players to notch 500 points in that span (McDavid, Kane, Draisaitl, Marchand). He required the sixth-fewest games among undrafted players to reach 500 career points (for those who debuted in 1963-64 onward, following the first NHL Draft). He trailed only Wayne Gretzky (234 GP), Peter Stastny (322 GP), Bobby Orr (396 GP), Joe Mullen (446 GP) and Adam Oates (456 GP)

* Reached the 50-point mark on Feb. 1 vs. FLA (52 pts) and became the fourth undrafted player to begin his career with at least seven consecutive 50-point seasons, joining Wayne Gretzky (15: 1979-80 - 1993-94), Peter Stastny (12: 1980-81 - 1991-92) and Mike Ridley (9: 1985-86 - 1993-94)

* Reached the 50-assist plateau, in his 54th game. The last Rangers skater to reach the 50-assist mark in fewer contests was Wayne Gretzky (51 GP) in 1996-97

* Scored 20th goal of the season in his 500th career game, on Apr. 7 vs. PIT; at the time, the only active players with more points (558) through 500 career games were Sidney Crosby (706), Connor McDavid (680), Alex Ovechkin (633) and Evgeni Malkin (611)

* On Apr. 16 vs. DET, tallied an assist to hit the 90-point mark for the second time with the Rangers (2019-20 - 95) and became the sixth player to have multiple 90-point seasons with



the franchise; The others: Jean Ratelle (3x), Mark Messier (3x), Jaromir Jagr (2x), Wayne Gretzky (2x), Rod Gilbert (2x)

* In G2 of the First Round, tallied his third career three-point playoff game and first as a member of the Rangers. He became the first New York skater to do so since J.T. Miller (3A) in Game 2 of the 2016 First Round

* Scored his second career playoff overtime goal (Apr. 12, 2018 with CBJ), in G7 of the First Round, joining Derek Stepan (2015 R2) and Stephan Matteau (1994 ECF) as the only Game 7 overtime goal scorers in team history. He was the 13th player in franchise history to net a series-clinching goal in overtime.

2020-21

* Registered 58 points (17 goals, 41 assists), a plus-14 rating, and six penalty minutes in 42 games with the Rangers

* Became the ninth player in NHL history to average at least 1.35 points per game and 0.15 penalty minutes or fewer per game in the same season (min. 40 games played), and the first to do so since Paul Kariya in 1996-97

* Averaged 1.38 points per game for the second consecutive season; became the second player in franchise history to average at least 1.30 points per game in two different seasons (Messier) and the first to do so in two consecutive seasons

* His 1.38 points per game average was tied for the fourth-best by a Ranger in one season (min. 20 games played) in franchise history, and his 0.98 assists per game average was the fourth-best by a Ranger in one season (min. two games played) in franchise history

* Ranked third in the NHL in points per game and ranked second in the NHL (min. two games played) in assists per game

* Tied for eighth in the NHL in assists and tied for 13th in points

* Ranked second in the NHL (min. 20 games played) in assists per 60 minutes of ice time at 5-on-5 (2.17) and tied for fourth in points per 60 minutes of ice time at 5-on-5 (3.06)

* Led the Rangers in points, ranked second in assists, ranked third in plus/minus rating and power play goals (five), and ranked fourth in goals and shots on goal (106)

* The Rangers earned at least one point in 28 of

the 42 games he played (22-14-6 record), including 24 of the 29 games which he tallied a point (20-5-4 record)

* Posted 19 multi-point games, including eight three-point games (each of his eight three-point games took place at MSG)

* Recorded 39 points (12 goals, 27 assists) in 22 games he played at MSG during the season; his 1.23 assists per game average at home was the best by a Ranger in one season (min. two games played) in franchise history, and his 1.77 points per game average at home was the third-best by a Ranger in one season (min. two games played) in franchise history

* Named an alternate captain prior to the start of the season

* Notched a power play assist, which was his 100th career point as a Ranger, tallied a goal in the shootout, and registered three shots on goal on Jan. 22 at PIT; tallied his first 100 career points with the Rangers in fewer games (73) than any other player in franchise history (Messier was previously the fastest player to register his first 100 career points with the Rangers – 74 games)

* Recorded three points (one goal, two assists), including a power play assist on the game-winning goal, while skating in his 400th career NHL game on Feb. 1 vs. PIT; recorded 427 points in his first 400 career NHL games – among active players, the only ones who recorded more points within their first 400 career NHL games were Crosby, Ovechkin, Malkin, and McDavid

* Registered a goal while skating in his 100th career game with the Rangers on Apr. 13 at NJD; tallied 138 points (45 goals, 93 assists) in his first 100 games as a member of the Blueshirts, and the 138 points and 93 assists are each the most by a player in his first 100 games with the Rangers in franchise history (Messier previously held the record in each category – 137 points and 92 assists)

2019-20

* Established career-highs in several categories, including goals (32), assists (63), points (95), and plus/minus rating (plus-36)

* Named a finalist for the Hart Trophy, which is awarded annually “to the player adjudged to be the most valuable to his team,” and the Ted Lindsay Award, which is presented annually to the “most outstanding player in the NHL” as voted by fellow members of the NHLPA; was the first Ranger to be named a finalist for each award since Lundqvist in 2011-12 and the first Rangers

skater to be named a finalist for each award since Jagr in 2005-06

* Named to the NHL's First All-Star Team at left wing; became the second left wing in Rangers history to be named to the NHL's First All-Star Team (Lynn Patrick in 1941-42)

* Was also the first Rangers player to be named to either of the NHL's All-Star Teams since Lundqvist in 2012-13 (Second Team) and the first Ranger to be named to the NHL's First All-Star Team since Lundqvist in 2011-12

* Led the NHL in even strength points (71) and even strength assists (46); since the NHL began to track points by strength in 1933-34, was the fifth Ranger to lead the NHL in even strength points (Lynn Patrick - 1941-42; Bathgate - tied for the NHL lead in 1955-56; Ratelle - 1967-68 and 1971-72; Tkaczuk - tied for NHL lead in 1969-70) and the seventh Ranger to lead the NHL in even strength assists (Boucher - tied for the NHL lead in 1934-35; Watson - tied for the NHL lead in 1937-38 and led the NHL in 1941-42; Laprade - tied for the NHL lead in 1947-48; Bathgate - 1955-56 and 1959-60; Ratelle - 1967-68; Gretzky - 1997-98) in a season

* Became only the third Ranger to lead the NHL (or tie for the NHL lead) in both even strength points and even strength assists in the same season since 1933-34 (Bathgate - 1955-56; Ratelle - 1967-68)

* Led the NHL in 5-on-5 points (59) and 5-on-5 assists (38); since the NHL began tracking 5-on-5 points and assists in 2009-10, became the first Ranger to lead the NHL in each category

* His 71 even strength points were tied for the fourth-most by a Ranger in one season in franchise history (tied with Jagr in 2005-06); the only Rangers who recorded more even strength points in one season were the three members of the 'G-A-G Line' in 1971-72 (Ratelle - 82; Gilbert - 74; Hadfield - 72)

* His 46 even strength assists were tied for the most by a Ranger in one season in franchise history (Messier - 1991-92; Gretzky - 1996-97)

* His 95 points were the 12th-most in one season by a Ranger in franchise history, and his 63 assists were tied for the 12th-most by a Ranger in one season in franchise history; his 63 assists were also the most by a left winger in one season in franchise history

* Averaged 1.38 points per game, which was the fourth-highest points per game average in one season (min. 40 games played) in franchise

history (Ratelle - 1.73 in 1971-72; Jagr - 1.50 in 2005-06; Boucher - 1.48 in 1929-30)

* Ranked second in the NHL (and led NHL forwards) in plus/minus rating, tied for second in the NHL in assists, tied for third in the NHL in points, tied for 13th in the NHL in goals, and ranked 16th in the NHL in takeaways (56)

* Was the only NHL player who recorded 95 or more points and a plus-35 rating or better during the season; was the first NHL player who registered at least 95 points and a plus-35 rating or better in the same season since 2009-10 (Alex Ovechkin, Henrik Sedin, and Nicklas Backstrom)

* Was the fourth Ranger in franchise history who recorded 95 or more points and a plus-35 rating or better in the same season in franchise history; the only other three players who have done so with the Blueshirts were the three members of the 'G-A-G Line' in 1971-72

* Was one of only two NHL players who recorded at least 95 points and was assessed 20 penalty minutes or fewer (Leon Draisaitl)

* Was not assessed more than two penalty minutes in any of the 69 games he played during the season

* Became the second player in franchise history to record 95 or more points and register 20 penalty minutes or fewer in the same season (Ratelle - 1971-72)

* Was tied for second in the NHL in games with a point and in games with an assist (43), and ranked fourth in the NHL in multi-point games during the season

* Posted a plus-40 on-ice even strength goal differential (he was on the ice for 89 of the Rangers' goals at even strength and was on ice for 49 of the Blueshirts' goals against at even strength)

* Led the NHL in on-ice even strength goal differential, and the plus-40 differential was tied for the sixth-best an NHL player has recorded since the NHL began to track the statistic in 2009-10

* Selected to represent the Rangers at the 2020 NHL All-Star Game (did not play due to injury); was selected to play in the NHL All-Star Game for the first time in his career

* Registered 23 points (seven goals, 16 assists) and a plus-11 rating in November; the 23 points were the most any Ranger has recorded in November of one season in franchise history, and he also

became the first Ranger to tally at least 23 points in any calendar month since Jagr in March of 2006

* Selected as the NHL's Third Star of the Month for December

* Tallied two points (one goal, one assist) in three playoff games

* Notched an assist while skating in his first playoff game with the Rangers in Game 1 of the Qualifying Round at CAR on Aug. 1

* Recorded a power play goal, which was his first playoff goal with the Rangers, in Game 2 at CAR on Aug. 3.

2018-19

* Established career-highs in several categories, including game-winning goals (eight) and overtime goals (four)

* Established Blue Jackets single-season franchise records in assists (59) and points (87), eclipsing the single-season franchise records he set in 2017-18 (55 assists and 82 points)

* His four overtime goals were a Blue Jackets single-season franchise record

* Posted 25 multi-point games, which were a career-high and the most any Blue Jacket registered in one season in franchise history (breaking Rick Nash's single-season franchise record of 24 multi-point games in 2008-09)

* Tied for the NHL lead in overtime goals, tied for fifth in game-winning goals, ranked 13th in assists, and tied for 17th in points

* Ranked fourth in the NHL in even strength assists (trailing only Kucherov, McDavid, and Marner) and tied for seventh in the NHL in even strength points (tied with Crosby and Tavares)

* Led Columbus in several categories, including assists and points, tied for the team lead in game-winning goals, ranked second in goals, and led team forwards in average ice time (19:51)

* Established playoff career-highs in several categories, including games played (10), goals (five), assists (six), and points (11)

* His 11 points were the most any Columbus player has recorded in one playoff year in franchise history

* Ranked second in the NHL (min. 10 playoff games played) in points per game during the

playoffs (1.10)

* Led Columbus in points, tied for the team lead in goals and assists, and tied for third in shots on goal (27) in the playoffs; led team forwards in average ice time (21:44)

* Recorded a point in eight of 10 playoff games; posted a playoff career-high six-game point streak from Game 1 of the First Round at TBL on Apr. 10 to Game 2 of the Second Round at BOS on Apr. 27 (four goals, five assists)

* Established a single-game playoff career-high with two goals, tied a single-game playoff career-high with three points, and recorded an assist on the game-winning goal in the second overtime while skating in a single-game playoff career-high 32:10 of ice time in Game 2 at BOS on Apr. 27.

2017-18

* Established Blue Jackets single-season franchise records at the time with 55 assists and 82 points in his first season with Columbus; he eclipsed both of those records in 2018-19

* Tied for second in the NHL in even strength assists (41) and ranked seventh in the NHL in even strength points (61)

* Led Columbus in several categories, including goals (27), assists (55), points (82), and plus/minus rating (plus-23), tied for the team lead in game-winning goals (five) and power play goals (seven), and ranked third in shots on goal and average ice time; led Blue Jackets forwards in average ice time

* Tied for the NHL lead in shootout goals (six; was 6-for-10 (60.0%) in the shootout and tallied two game-deciding goals)

* Established a playoff career-high in average ice time (25:59)

* Led Columbus in assists and points, tied for second in goals, and ranked third in average ice time in the playoffs; led Blue Jackets forwards in average ice time

* Posted three consecutive multi-point games in the first three games of the First Round against WSH

* Established a single-game playoff career-high with three points (one goal, two assists), tied a single-game playoff career-high with two assists, and tallied his first career Stanley Cup Playoff overtime goal in Game 1 of the First Round at WSH on Apr. 12.

2016-17

* Named to the NHL's Second All-Star Team at Left Wing

* Established career-highs in several categories, including games played (82)

* Ranked fifth in the NHL in even strength points (57), tied for seventh in even strength assists (35), and tied for 11th in points (74)

* Led Chicago in power play goals, ranked second in goals (31), points, plus/minus rating (plus-18), and shots on goal (211), ranked third in assists (43), and tied for third in game-winning goals (five)

* Registered a five-game assist streak from Oct. 28 at NJD to Nov. 5 at DAL (three goals, five assists)

* Recorded his first career "Gordie Howe Hat Trick", registering a goal, assist, and fighting major, and tallied the game-winning goal in overtime on Nov. 9 at STL

* Registered one assist in four playoff games.

2015-16

* Won the Calder Trophy as the NHL's Rookie of the Year and was named to the NHL's All-Rookie Team

* Became the seventh Blackhawk to win the Calder Trophy and the first since Patrick Kane

* Led NHL rookies in several categories, including goals (30), assists (47), points (77), and game-winning goals (seven)

* Tied for ninth in the NHL in points

* Ranked second on Chicago in goals, assists, points, power play goals (eight), and ranked third in game-winning goals, shots on goal (187), power play assists (16), and power play points (24)

* Tallied his first career NHL goal/point while making his NHL debut on Oct. 7 vs. NYR

* Registered three points (one goal, two assists), including his first career NHL assist, and recorded his first career NHL game-winning goal on Oct. 10 vs. NYI

* Notched seven points (two goals, five assists) in seven playoff games

* Made his Stanley Cup Playoff debut in Game 1 of the First Round at STL on Apr. 13

* Registered his first career Stanley Cup Playoff goal/point, which was also the game-winning

goal, in Game 2 at STL on Apr. 15

* Recorded his first career Stanley Cup Playoff assist in Game 3 vs. STL on Apr. 17 vs. STL

* Received the Kharlamov Trophy as the Russian Hockey Player of the Year.

EUROPEAN CAREER

2014-15

* Established KHL career-highs in several categories, including games played (54), goals (26), assists (36), and points (62)

* Named to the KHL's First All-Star Team and was selected to play in the KHL All-Star Game

* Tied for fourth in the KHL in points, ranked fifth in the league in goals, and tied for sixth in assists

* Led SKA in goals and points, and ranked second in assists

* Named the KHL's Forward of the Month for October; tallied 17 points (10 goals, seven assists) in 13 games

* Helped SKA win the Gagarin Cup as KHL Champions; registered 20 points (five goals, 15 assists) in 20 playoff games

* Established KHL playoff career-highs in games played, goals, assists, and points, and tied his KHL playoff career-high in plus/minus rating (plus-nine)

* Tied for the KHL lead in assists and tied for third in points in the playoffs.

2013-14

* Recorded 40 points (20 goals, 20 assists) and a plus-21 rating in 51 KHL games with SKA

* Established a KHL career-high in plus/minus rating

* Skated in four playoff games. 2012-13: Split the season between Vityaz and SKA; recorded 19 points (11 goals, eight assists) in 43 KHL games

* Recorded nine points (two goals, seven assists) in 14 playoff games with SKA.

2011-12

* Split the season between Vityaz and Ak Bars; registered 31 points (13 goals, 18 assists) in 50 KHL games

* Skated in three KHL playoff games with Ak Bars.

2010-11

* Tallied 21 points (five goals, 16 assists) in 40 KHL games with Vityaz

* Registered 17 points (five goals, 12 assists) and a plus-14 rating in 13 games with Russkie Vityazi Chekhov of the Junior Hockey League (MHL).

2009-10

* Tallied nine points (one goal, eight assists) in 20 KHL games with Vityaz

* Recorded 44 points (20 goals, 24 assists) and a plus-19 rating in 38 MHL games with Russkie Vityazi Chekhov

* Ranked fourth on the team in goals, assists, and points

* Notched three points (one goal, two assists) in three MHL playoff games.

2008-09

* Registered one assist in five KHL games with Vityaz

* Notched his first career KHL assist/point while making his KHL debut on Oct. 17 against Lada

* Recorded 68 points (29 goals, 39 assists) in 62 games with Vityaz Chekhov's 2nd team in the Russian First League (Russia3).

INTERNATIONAL CAREER

2017

* Registered 17 points (four goals, 13 assists) in nine games while helping Russia earn a bronze medal at the 2017 IIHF World Championship

* Named the Best Forward of the Tournament and was selected to the Tournament All-Star Team; also named one of the Top Three Players on his Team in the Tournament

* Led all players in the tournament in assists and points; his 13 assists in the tournament were tied for the fifth-most in one World Championship in the tournament's history and were the most since Sergei Makarov recorded 14 with the Soviet Union in 1986.

2016

* Recorded 15 points (six goals, nine assists) and posted a plus-nine rating in 10 games while helping Russia earn a bronze medal at the 2016 IIHF World Championship

* Tallied two points (one goal, one assist) in four games while representing Russia at the 2016 World Cup of Hockey.

2015

* Registered 10 points (five goals, five assists) in 10 games while helping Russia earn a silver medal at the 2015 IIHF World Championship

* Named one of the Top Three Players on his Team in the tournament. 2011: Recorded five points (three goals, two assists) in seven games while helping Russia win a gold medal at the 2011 IIHF World Junior Championship

* Recorded two goals in the third period, including the game-winning goal, in the Gold Medal Game against Canada on Jan. 5.

CAREER TRANSACTIONS

* Signed as a free agent by Chicago, May 1, 2015.

* Traded to Columbus by Chicago with Tyler Motte and NY Islanders' 6th round pick (previously acquired, Columbus selected Jonathan Davidsson) in 2017 NHL Draft for Brandon Saad, Anton Forsberg and Columbus' 5th round pick in 2018 NHL Draft, June 23, 2017.

* Signed as a free agent by NY Rangers, July 1, 2019.

CAREER STATISTICS

SEASON	TEAM	LEAGUE	REGULAR SEASON					PLAYOFFS				
			GP	G	A	PTS	PIM	GP	G	A	PTS	PIM
2008-09	Vityaz	KHL	5	0	1	1	2	-	-	-	-	-
	Vityaz-2	Russia3	62	29	39	68	70	13	4	5	9	28
2009-10	Vityaz	KHL	20	1	8	9	16	-	-	-	-	-
	Russkie Vityazi	MHL	38	20	24	44	55	3	1	2	3	0
2010-11	Vityaz	KHL	40	5	16	21	8	-	-	-	-	-
	Russkie Vityazi	MHL	13	5	12	17	22	-	-	-	-	-
	Russia	WJC	7	3	2	5	2	-	-	-	-	-
2011-12	Vityaz	KHL	38	12	14	26	49	-	-	-	-	-
	Ak Bars	KHL	12	1	4	5	4	3	0	0	0	0
2012-13	Vityaz	KHL	40	11	7	18	22	-	-	-	-	-
	SKA St.	KHL	3	0	1	1	2	14	2	7	9	0
2013-14	SKA St.	KHL	51	20	20	40	30	4	0	0	0	2
2014-15	SKA St.	KHL	54	26	36	62	37	20	5	15	20	4
	Russia	WC	10	5	5	10	4	-	-	-	-	-
2015-16	Blackhawks	NHL	80	30	47	77	32	7	2	5	7	14
	Russia	WC	10	6	9	15	4	-	-	-	-	-
2016-17	Blackhawks	NHL	82	31	43	74	21	4	0	1	1	0
	Russia	W-Cup	4	1	1	2	4	-	-	-	-	-
	Russia	WC	9	4	13	17	4	-	-	-	-	-
2017-18	Blue Jackets	NHL	81	27	55	82	26	6	2	5	7	6
2018-19	Blue Jackets	NHL	79	28	59	87	23	10	5	6	11	0
2019-20	RANGERS	NHL	69	32	63	95	20	3	1	1	2	0
2020-21	RANGERS	NHL	42	17	41	58	6	-	-	-	-	-
2021-22	RANGERS	NHL	75	22	74	96	18	20	6	10	16	8
2022-23	RANGERS	NHL	82	29	63	92	36	7	0	2	2	2
NHL TOTALS			590	216	445	661	182	50	16	28	44	28
NYR TOTALS			268	100	241	341	80	30	7	13	20	10

STATISTICAL BREAKDOWN

SEASON	PPG	SHG	GWG	+/-	S	S%	TF	F%	H	BS	MIN
2015-16	8	0	7	8	187	16.0	0	0.0	46	14	18:31
2016-17	9	0	5	18	211	14.7	10	20.0	23	14	19:28
2017-18	7	0	5	23	228	11.8	7	0.0	15	19	20:08
2018-19	6	0	8	14	191	14.7	4	25.0	14	17	19:51
2019-20	7	0	4	36	209	15.3	2	50.0	25	18	20:36
2020-21	5	0	1	14	106	16.0	3	0.0	13	7	19:39
2021-22	5	0	5	21	177	12.4	2	50.0	22	14	19:13
2022-23	9	0	4	4	204	14.2	19	31.6	26	11	19:36
TOTALS	56	0	39	138	1,513	14.3	47	23.4	184	114	19:37

CAREER HAT TRICKS (4)

DATE	OPPONENT	GOALTENDER
2/17/16	at NYR	Lundqvist (2), Empty Net (1)
3/20/18	at NYR	Lundqvist (2), Empty Net (1)
12/12/19	at SJS	Jones (2), Empty Net (1)
2/11/23	at CAR	Raanta (4)

ALL-STAR GAME SCORING

SEASON	TEAM	G	A
2019-20	Metropolitan Division	Injured	
2022-23	Metropolitan Division	0	3

NHL AWARDS

Calder Trophy - 2015-16

NHL All-Rookie Team - 2015-16

NHL First All-Star Team - 2019-20

NHL Second All-Star Team - 2016-17, 2022-23

CAREER HIGHLIGHTS

CAREER HIGHS (LAST TIME)

GOALS	4, 2/11/23 at CAR
ASSISTS	5, 12/8/17 at NJD
POINTS	5 (4x), 2/11/23 at CAR (4G-1A)
PIM	12, 11/26/21 at BOS
SHOTS	8 (2x), 2/18/21 at PHI
PLUS/MINUS	5, 12/31/18 vs. OTT
ICE TIME	27:57, 11/16/19 at FLA
GOAL STREAK	5 (2x), 12/8/19 - 12/16/19 (7)
ASSIST STREAK	7, 2/6/23 - 2/18/23 (9)
POINT STREAK	13, 2/7/20 - 3/1/20 (5G-14A)

NHL FIRSTS

GAME	10/7/15 vs. NYR
GOAL	10/7/15 vs. NYR (Lundqvist)
ASSIST	10/10/15 vs. NYI

RANGERS RECORDS

Rangers' all-time leader in points per game - 1.27

Rangers' all-time leader in assists per game - 0.90 (min. 10 games played)

Most assists in one season by a Rangers forward - 74 (2021-22)


Most even strength assists in one season by a Ranger - 46 (2019-20); tied with Messier (1991-92) and Gretzky (1996-97)

Most points in first 100 games with the Rangers - 138

Most assists in first 100 games with Rangers - 93

RANGERS AWARDS

Rangers MVP (as voted by the Professional Hockey Writers Association) - 2019-20



TYLER PITLICK

CENTER

71

HEIGHT: 6'2" - WEIGHT: 199 - SHOOTS: RIGHT - BORN: NOV. 1, 1991 - BIRTHPLACE: MINNEAPOLIS, MN

PROFESSIONAL CAREER

2022-23

* Skated in 61 games for the St. Louis Blues, recording seven goals and nine assists for 16 points.

* Recorded his 100th career point with a goal on March 12, 2023 vs. Vegas.

* Notched 103 hits with the Blues, the third most in his career.

2021-22

* Split his season between the Flames and Canadiens, recording one goal and four assists for five points in 39 games.

2020-21

* Appeared in 38 games with the Arizona Coyotes where he tallied six goals and five assists for 11 points.

* Averaged a career-high 16:21 time on ice.

2019-20

* Notched a career-high plus-11 rating with the flyers

2018-19

* Appeared in 47 games for Dallas, recording eight goals and four assists for 12 points.

* Played in six Stanley Cup Playoff games, recording seven shots.

2017-18

* Played in a career-high 80 games with Dallas and recorded career-highs in goals (14), assists (13), and points (27).

* Ranked second among team forwards averaging 1:44 of shorthanded time on ice per game

* Was third among Stars forwards with 57 blocked shots.

* Skated in his 100th career game on January 13, 2018 against Colorado.

2015-16

* Recorded 21 points (7G-14A) in 37 games with Bakersfield of the AHL, registering seven multi point games over the course of season.

2014-15

* Split the season between Edmonton Oilers and Oklahoma City of the AHL, recorded two goals in 17 games with Oilers and nine points (3G-6A) in 14 games with OKC.

2013-14

* In between the Oilers and Oklahoma City, including making his NHL debut on October 22, 2013 against Montreal.

* Finished season with one goal in 10 games with Oilers and 22 points (8G-14A) in 39 AHL games.

2012-13

* Had 10 points (3G-7A) in 44 games with Oklahoma City and tacked on six points (2G-4A) in 16 Calder Cup Playoff games, helping the team reach the conference finals.

2011-12

* In first professional season, recorded 23 points (7G-16A) in 62 games with the Oklahoma City.

* Led team rookies in PPGs (3) and assists (16).

AMATEUR CAREER

* Played one season for Medicine Hat of the WHL, compiling 27 goals and 35 assists for 62 points in 56 games. Finished third among WHL rookies in 2010-11 in goals and points.

* Skated for Minnesota-State Mankato during the 2009-10 campaign, tallying 11 goals and eight assists for 19 points in 38 games. Finished third among WCHA freshmen in goals and seventh in points.

CAREER TRANSACTIONS

* Selected by the Oilers in the second round, 31st overall, of the 2010 NHL Entry Draft.

* Signed as a free agent by Dallas, July 1, 2017.



* Traded to Philadelphia by Dallas for Ryan Hartman, June 24, 2019.

*Signed as a free agent by Arizona, October 9, 2020.

* Claimed by Seattle from Arizona in Expansion Draft, July 21, 2021.

* Traded to Calgary by Seattle for a 4th-round pick in 2022 NHL Draft, July 22, 2021.

* Traded to Montreal by Calgary with Emil Heineman, a 1st-round pick in the 2022 NHL Draft and a 5th-round pick in the 2023 NHL Draft for Tyler Toffoli, February 14, 2022.

* Signed as a free agent by St. Louis, October 25, 2022.

* Signed as a free agent by Rangers, July 1, 2023.

CAREER STATISTICS

SEASON	TEAM	LEAGUE	REGULAR SEASON					PLAYOFFS				
			GP	G	A	PTS	PIM	GP	G	A	PTS	PIM
2007-08	Centennial High	USHS-MN	21	23	23	46	12	2	1	4	5	2
	USA U17 (all)		3	0	0	0	0	-	-	-	-	-
2008-09	Centennial High	USHS-MN	22	27	31	58	10	3	4	2	6	2
2009-10	Minnesota State	NCAA	38	11	8	19	27	-	-	-	-	-
2010-11	Medicine Hat	WHL	56	27	35	62	31	-	-	-	-	-
2011-12	Oklahoma City	AHL	62	7	16	23	28	13	2	5	7	2
2012-13	Oklahoma City	AHL	44	3	7	10	10	16	2	4	6	8
2013-14	Oilers	NHL	10	1	0	1	0	-	-	-	-	-
	Oklahoma City	AHL	39	8	14	22	10	2	0	0	0	0
2014-15	Oilers	NHL	17	2	0	2	4	-	-	-	-	-
	Oklahoma City	AHL	14	3	6	9	8	-	-	-	-	-
2015-16	Bakersfield	AHL	37	7	14	21	4	-	-	-	-	-
2016-17	Oilers	NHL	31	8	3	11	6	-	-	-	-	-
2017-18	Stars	NHL	80	14	13	27	34	-	-	-	-	-
2018-19	Stars	NHL	47	8	4	12	6	6	0	0	0	2
2019-20	Flyers	NHL	63	8	12	20	12	16	2	1	3	0
2020-21	Coyotes	NHL	38	6	5	11	16	-	-	-	-	-
2021-22	Flames	NHL	25	0	2	2	2	-	-	-	-	-
	Canadiens	NHL	14	1	2	3	4	-	-	-	-	-
2022-23	Blues	NHL	61	7	9	16	14	-	-	-	-	-
NHL TOTALS			386	55	50	105	98	22	2	1	3	2

STATISTICAL BREAKDOWN

SEASON	PPG	SHG	GWG	+/-	S	S%	TF	F%	H	BS	MIN
2013-14	0	0	0	-2	9	11.1	3	33.3	26	4	8:58
2014-15	0	0	1	-3	18	11.1	9	55.6	55	17	12:27
2016-17	0	0	1	0	54	14.8	15	53.3	70	13	9:55
2017-18	0	0	2	9	129	10.9	47	27.7	122	57	13:41
2018-19	1	0	1	-2	75	10.7	12	41.7	93	27	13:23
2019-20	0	0	1	11	76	10.5	18	27.8	132	42	12:03
2020-21	0	1	0	-1	56	10.7	15	40	81	41	16:22
2021-22	0	0	0	-11	36	2.8	10	40	70	26	10:56
2022-23	0	0	0	-1	54	13	4	50	103	29	10:05
TOTALS	1	1	6	0	509	10.9	133	36.8	752	256	12:19

CAREER HIGHLIGHTS

CAREER HIGHS (LAST TIME)

GOALS 2 (4x), 3/6/21 vs. MIN

ASSISTS 2 (2x), 1/19/23 vs. NSH

POINTS 2 (7x), 1/19/23 vs. NSH (2A)

PIM 8, 2/27/18 vs. CGY

SHOTS 7 (3x), 3/6/21 vs. MIN

PLUS/MINUS 3 (3x), 2/22/20 vs. WPG

ICE TIME 24:08, 3/10/21 at COL

GOAL STREAK 3, 12/23/18 - 12/29/18 (3)

ASSIST STREAK 4, 11/24/17 - 12/2/17 (4)

POINT STREAK 4 (2x), 3/13/18 - 3/18/18 (1G-3A)

NHL FIRSTS

GAME 10/22/13 at MTL

GOAL 10/26/13 at PHX (M. Smith)

ASSIST 11/1/16 at TOR



JONATHAN QUICK

GOALTENDER

32

HEIGHT: 6'1" - WEIGHT: 215 - CATCHES: LEFT - BORN: JAN. 21, 1986 - BIRTHPLACE: MILFORD, CT

PROFESSIONAL CAREER

2022-23

* Split season between the Kings and Golden Knights, tallying a 16-15-6 record in 41 games with two shutouts.

* He won his first four starts with Vegas and finished 5-2-2 with the Stanley Cup-winning club.

2021-22

* Reached 20-win plateau for ninth time in career.

* Registered his 56th career shutout (27 saves) on Dec. 9 vs. Dallas, becoming 23rd goaltender in league history to reach such mark.

* Won his 350th career NHL game on Feb. 25 at Anaheim, joining Ryan Miller (390), John Vanbiesbrouck (374) and Tom Barrasso (369) as only American-born goalies with 350+ wins.

* Became the first US-born goalie to ever record 10 playoff shutouts and the 24th in league history to win 49 playoff games, tying Glenn Hall.

2020-21

* Winning record of 11-9-2 with two shutouts and a 2.86 GAA.

2017-18

* Won the Jennings Trophy when the Kings allowed the fewest goals in the NHL.

* Posted a 33-28-3 record with a 2.40 goals-against average, a .921 save percentage and five shutouts in 64 appearances (63 starts).

2016-17

* Was limited to only 17 appearances in net, the second lowest of his career behind his rookie season (3 GP).

2015-16

* Posted a career-high 40 wins, posted a 2.22 GAA, the third highest of his career.

* His wins ranked second in the NHL.

2014-15

* Recipient of Kings Most Popular Player Award.

* Passed Rogie Vachon on Kings all-time list in both shutouts (32) and games played (389).

* Appeared in his 400th NHL game March 26 at NYI.

* Started a career-high 16 straight games, Jan. 14-Feb. 2

* Registered his 33rd career shutout, surpassing Rogie Vachon for first on the Kings all-time shutout list.

2013-14

* Won second Stanley Cup as member of Kings.

* Surpassed Rogie Vachon as the winningest goaltender (172 wins) in Kings history on March 22 vs. FLA (327th career game).

* In postseason, among NHL goaltenders he ranked: first in wins, first in saves, first in games played, tied for first in shutouts, sixth in SV% and seventh in GAA.

2012-13

* In playoffs, among NHL goaltenders he ranked: third in wins, second in GAA, second in SV% and tied for first in shutouts.

2011-12

* Among NHL goaltenders he ranked: fourth in appearances, tied for fifth in wins, second in GAA, tied for fifth in SV% and first in shutouts.

* Allowed two-or-fewer goals 46 times (31-8-7)...

* Allowed one goal or shut out opposition 27 times (18-5-4)...

* Awarded the Conn Smythe as playoff MVP in first Stanley Cup championship for Los Angeles.

* In the playoffs, among NHL goaltenders he ranked: first in wins, first in GAA (ranked third-best in NHL history among goalies with at least



10 games played), first in SV% (tied for the best in NHL history among goalies with at least 10 games played) and tied for first in shutouts.

2010-11

* Among NHL goaltenders he ranked: tied for ninth in wins, sixth in GAA, tied for sixth in shutouts, first in shootout wins (10) and fourth in shootout SV% among goalies with 20+ shots faced (.818)

2009-10

Among NHL goaltenders he ranked: sixth in wins, fourth in appearances, 10th in saves and tied for first in shootout wins (eight).

*First career playoff win April 17, 2010 at VAN (in OT).

2008-09

* Among NHL rookie goaltenders he ranked: third in wins, GAA, SV%, shutouts, appearances and saves...21 wins third most by Kings rookie goaltender.

* First career shutout (sixth career NHL game and fourth career NHL start) Dec. 23 at CBJ (24 saves, 3-0 win)

* Won NHL debut Dec. 6 vs. BUF

AMATEUR CAREER

* Played two seasons at UMass, going 19-12-5 in his last season with a 2.16 save percentage.

* In 2007, was named to the Hockey East Second All-Star Team and NCAA East Second All-American Team.

INTERNATIONAL CAREER

* Played for the United States in the Winter Olympics in 2010 and 2014, and the World Cup of Hockey in 2016.

CAREER TRANSACTIONS

* Selected by Los Angeles in the third round, 72nd overall, of the 2005 NHL Entry Draft.

* Traded to Columbus by Los Angeles with a conditional pick in the 2023 NHL Draft and 3rd-round pick in 2024 for Vladislav Gavrikov and Joonas Korpisalo, March 1, 2023.

* Traded to Vegas by Columbus for Michael Hutchinson and a 7th-round pick in the 2025 NHL Draft, March 2, 2023.

* Signed as a free agent by NY Rangers, July 1, 2023.

CAREER STATISTICS

REGULAR SEASON

SEASON	TEAM	LEAGUE	GP	W	L	T	OT	SO	GA	SA	GAA	SV%	MIN	A	P
2005-06	UMass	NCAA	17	4	10	--	1	0	45	--	2.98	.920	905	--	--
2006-07	UMass	NCAA	37	19	12	--	5	3	80	--	2.16	.929	2,224	--	--
2007-08	Kings	NHL	3	1	2	--	0	0	9	62	3.84	.855	140:31	0	0
	Manchester	AHL	19	11	8	--	0	3	--	--	2.32	.922	--	--	--
	Reading	ECHL	38	23	11	--	3	-	--	--	2.79	.905	--	--	--
2008-09	Kings	NHL	44	21	18	--	2	4	103	1,200	2.48	.914	2494:54	1	0
	Manchester	AHL	14	6	5	--	2	0	--	--	2.68	.919	827	--	--
2009-10	Kings	NHL	72	39	24	--	7	4	180	1,927	2.54	.907	4258:35	1	2
2010-11	Kings	NHL	61	35	22	--	3	6	134	1,631	2.24	.918	3590:34	2	0
2011-12	Kings	NHL	69	35	21	--	13	10	133	1,863	1.95	.929	4099:26	2	0
2012-13	Kings	NHL	37	18	13	--	4	1	87	889	2.45	.902	2133:42	0	2
2013-14	Kings	NHL	49	27	17	--	4	6	100	1,183	2.07	.915	2904:45	2	2
	USA	OG	5	0	2	--	0	0	7	--	2.17	.923	--	--	--
2014-15	Kings	NHL	72	36	22	--	13	6	156	1,896	2.24	.918	4184:15	1	1
2015-16	Kings	NHL	68	40	23	--	5	5	149	1,820	2.22	.918	4034:29	3	1
2016-17	Kings	NHL	17	8	5	--	2	2	35	421	2.26	.917	930:57	0	2
	USA	WCup	2	--	--	--	--	0	--	--	3.56	.863	--	--	--
2017-18	Kings	NHL	64	33	28	--	3	5	147	1,867	2.4	.921	3677:05	4	1
2018-19	Kings	NHL	46	16	23	--	7	2	149	1,329	3.38	.888	2647:34	2	0
2019-20	Kings	NHL	42	16	22	--	4	1	117	1,224	2.79	.904	2516:14	1	0
2020-21	Kings	NHL	22	11	9	--	2	2	58	566	2.86	.898	1218:49	0	0
2021-22	Kings	NHL	46	23	13	--	9	2	116	1,284	2.59	.910	2685:52	1	0
2022-23	Kings	NHL	31	11	13	--	4	1	99	699	3.50	.876	1669:23	0	2
	Golden Knights	NHL	10	9	5	--	2	1	28	282	3.13	.901	536:22	0	2
NHL TOTALS			753	375	277	-	84	58	1,800	20,242	2.47	.911	43752:27	20	6

PLAYOFFS

SEASON	TEAM	LEAGUE	GP	W	L	SO	GA	SA	GAA	SV%	MIN
2009-10	Kings	NHL	6	2	4	0	21	181	3.50	.884	360:27
2010-11	Kings	NHL	6	2	4	1	20	229	3.16	.913	380:15
2011-12	Kings	NHL	20	16	4	3	29	538	1.41	.946	1238:12
2012-13	Kings	NHL	18	9	9	3	34	518	1.86	.934	1099:00
2013-14	Kings	NHL	26	16	10	2	69	774	2.58	.911	1605:16
2015-16	Kings	NHL	5	1	4	0	15	132	3.04	.886	295:35
2017-18	Kings	NHL	4	0	4	0	7	131	1.55	.947	271:26
2021-22	Kings	NHL	7	3	4	1	22	228	3.43	.904	384:45
NHL TOTALS			92	49	43	10	217	2,731	2.31	.921	5634:56

NHL AWARDS

Stanley Cup - 2011-12, 2013-14, 2022-23

Conn Smythe Trophy - 2011-12

William M. Jennings Trophy - 2013-14, 2017-18

NHL Second All-Star Team - 2011-12

NHL All-Star Game - 2011-12, 2015-16

CAREER SHOOTOUTS

W	L	SA	GA	SV%
50	44	333	106	.682

CAREER HIGHLIGHTS

CAREER HIGHS (LAST TIME)

SHOTS FACED	51 (2x), 10/11/22 vs. VGK
SAVES	51, 12/13/10 vs. DET
WIN STREAK	9, 1/21/10 - 2/6/10
SHUTOUT STREAK	202:11, 10/15/11-10/27/11
POINT STREAK	9, 1/21/10 - 2/6/10 (9-0-0)

NHL FIRSTS

GAME	12/6/07 vs. BUF
WIN	12/6/07 vs. BUF
SHUTOUT	12/23/08 at CBJ



BRADEN SCHNEIDER

DEFENSEMAN

4

HEIGHT: 6'3" - WEIGHT: 211 - SHOOTS: RIGHT - BORN: SEP. 20, 2001 - BIRTHPLACE: PRINCE ALBERT, SK

PROFESSIONAL CAREER

2022-23

* Established career-highs in games played (81), goals (5), assists (13) and points (18).

* Ranked fourth among Rangers defensemen in plus/minus and tied for fourth in points.

* Ranked third among Blueshirts d-men in hits with 147 and second in blocked shots (130).

* Played in 100th career game on Feb. 20 vs. WPG.

2021-22

* Recorded 11 points (2G-9A) in first 43 NHL games

* Among Rangers defensemen, ranked fifth points and third in P/GP (0.26) ..

* Made his NHL debut on Jan. 13 at SJS, scoring one goal; became the seventh defenseman in Rangers history and first since Thomas Pock on March 23, 2004 to score a goal in his NHL debut; was the third Ranger to make his NHL debut last season (Nils Lundkvist, Adam Huska) ... Recorded his fifth career point (1G-4A) on Feb. 20 at OTT

* Fifth career assist came on Mar. 15 vs. ANA

* Scored the second goal of his career on Mar. 29 at PIT

* Had points in back-to-back games on Mar. 29-30

* Collected his second career multi-point/assist game with two helpers in season finale on Apr. 29 vs. WSH

* Had three assists in 20 playoff games

* Notched his first career playoff point with an assist in G2 of First Round

* In G7 of First Round, became the youngest player in Rangers history to record a point (A) in a Game 7, besting Alex Kovalev (21 years, 110 days) in the 1994 Stanley Cup Final.

AHL CAREER

2021-22

* Started his season with the Hartford Wolf Pack, recording nine assists and a plus-9 rating in 24 games.

2020-21

* Tallied an assist and posted a plus-two rating in two games with Hartford

* Made his AHL debut on Feb. 7 vs. Bridgeport

* Notched his first career AHL assist/point on Feb. 11 at Providence.

JUNIOR CAREER

2020-21

* Registered 27 points (five goals, 22 assists) and a plus-18 rating in 22 games with Brandon

* Won the Bill Hunter Memorial Trophy as the WHL Defenseman of the Year

* Selected as the WHL East Division Defenseman of the Year and was named to WHL East Division All-Star Team

* Established WHL career-highs in points per game (1.23) and plus/minus rating

* Ranked second in the WHL in power play assists (15), tied for second in game-winning goals (two), tied for fifth in plus/minus rating, and tied for sixth in assists

* Ranked second among WHL defensemen in assists, tied for second in plus/minus rating, ranked third in points, and tied for fifth in goals

* Served as Brandon's captain

* Helped Brandon win the East Division Championship.

2019-20

* Recorded 42 points (seven goals, 35 assists) and a plus-nine rating in 60 games with Brandon

* Was selected to the WHL Eastern Conference's First All-Star Team

* Established WHL career-highs in several categories, including assists and points

* Ranked first among all WHL draft eligible defensemen for the 2020 NHL Entry Draft in assists and points

* Named the winner of Brandon's Mike Adamski



Hardest Working Player Award

* Served as an alternate captain with Brandon for the second consecutive season

* Represented the WHL All-Stars in the 2019 Canada Russia Series.

2018-19

* Tallied 24 points (eight goals, 16 assists) and posted a plus-13 rating in 58 games with Brandon

* Established a WHL career-high in goals

* Led Brandon defensemen in goals and ranked second among Brandon defensemen in points. 2017-18: Recorded 22 points (one goal, 21 assists) and a plus-10 rating in 66 games in his rookie season in the WHL with Brandon

* Tied for third among WHL rookies in plus/minus rating and tied for 11th among WHL rookies (tied for third among WHL rookie defensemen) in assists

* Notched two assists, including his first career WHL regular season assist/point, on Sept. 22 vs. Regina

* Registered his first career WHL goal on Feb. 19 vs. Moose Jaw.

2016-17

* Skated in one regular season game with Brandon

* Made his WHL debut as a 15-year-old on Mar. 18 vs. Regina

* Notched one assist in three playoff games.

MINOR CAREER

2016-17

* Registered 31 points (12 goals, 19 assists) and 73 penalty minutes in 35 games with the Prince Albert Mintos U18 AAA team in the Saskatchewan Male AAA Hockey League (SMAAAHL)

* Skated in six playoff games.

2015-16

* Tallied one assist in two regular season games and skated in two playoff games with the Prince Albert Mintos U18 AAA team in the SMAAAHL

* Recorded 20 points (seven goals, 13 assists) in 30 games with the Prince Albert Raiders U15 AA team in the Saskatchewan AA Hockey League (SAAHL)

* Served as the team's captain

* Notched four points (one goal, three assists) in three playoff games.

2014-15

* Tallied 20 points (six goals, 14 assists) in 27 games with the Prince Albert Raiders U15 AA team in the SAAHL.

INTERNATIONAL CAREER

2021

* Helped Canada win a gold medal at the 2021 IIHF World Championship

* Recorded three points (one goal, two assists) and a plus-eight rating in six games while helping Canada earn a silver medal at the 2021 IIHF World Junior Championship.

2019

* Registered three points (two goals, one assist) and a plus-nine rating while representing Canada at the 2019 IIHF U18 World Championship

* Selected as one of the Top Three Players on his Team in the tournament.

2018

* Helped Canada win a gold medal at the 2018 Hlinka Gretzky Cup. 2017: Recorded two points (one goal, one assist) in six games while playing with Canada-White at the 2017 World U17 Hockey Challenge

* Served as the team's captain in the tournament.

CAREER TRANSACTIONS

* Selected by the Rangers in the first round, 19th overall, of the 2020 NHL Entry Draft.

CAREER STATISTICS

SEASON	TEAM	LEAGUE	REGULAR SEASON					PLAYOFFS				
			GP	G	A	PTS	PIM	GP	G	A	PTS	PIM
2014-15	Prince Albert U15	SAAHL U15	27	6	14	20	55	9	1	2	3	8
2015-16	Prince Albert U18	SMAAAHL	2	0	1	1	0	2	0	0	0	0
	Prince Albert U15	SAAHL U15	30	7	13	20	26	3	1	3	4	2
2016-17	Prince Albert U18	SMAAAHL	35	12	19	31	73	6	0	0	0	23
	Brandon	WHL	1	0	0	0	0	3	0	1	1	0
2017-18	Brandon	WHL	66	1	21	22	16	11	0	6	6	4
	Canada White	WHL-17	6	1	1	2	0	-	-	-	-	-
2018-19	Brandon	WHL	58	8	16	24	26	-	-	-	-	-
	Canada	WJC-18	7	2	1	3	2	-	-	-	-	-
2019-20	Brandon	WHL	60	7	35	42	42	-	-	-	-	-
2020-21	Hartford	AHL	2	0	1	1	0	-	-	-	-	-
	Brandon	WHL	22	5	22	27	12	-	-	-	-	-
	Canada	WC	9	0	1	1	0	-	-	-	-	-
	Canada	WJC	6	1	2	3	25	-	-	-	-	-
2021-22	RANGERS	NHL	43	2	9	11	9	20	0	3	3	6
	Hartford	AHL	24	0	9	9	10	-	-	-	-	-
2022-23	RANGERS	NHL	81	5	13	18	16	7	1	0	1	9
NHL/NYR TOTALS			124	7	22	29	25	27	1	3	4	15

STATISTICAL BREAKDOWN

SEASON	PPG	SHG	GWG	+/-	S	S%	TF	F%	H	BS	MIN
2021-22	0	0	0	5	25	8.0	0	0.0	60	52	15:29
2022-23	0	0	1	9	79	6.3	0	0.0	147	130	15:43
TOTALS	0	0	1	14	104	6.7	0	0.0	207	182	15:38

CAREER HIGHLIGHTS

CAREER HIGHS (LAST TIME)

GOALS	1 (7x), 1/5/23 at MTL
ASSISTS	2 (3x), 1/27/23 vs. VGK
POINTS	2 (3x), 1/27/23 vs. VGK (2A)
PIM	5 (3x), 4/5/23 vs. TBL
SHOTS	5 (2x), 2/25/23 at WSH
PLUS/MINUS	2 (9x), 2/11/23 at CAR
ICE TIME	24:38, 3/1/23 at PHI
GOAL STREAK	2, 11/22/22 - 11/23/22 (2)
ASSIST STREAK	2, 2/11/23 - 2/15/23 (2)
POINT STREAK	2 (3x), 2/11/23 - 2/15/23 (2A)

NHL FIRSTS

GAME	1/13/22 at SJS
GOAL	1/13/22 at SJS (Hill)
ASSIST	1/27/22 at CBJ



IGOR

SHESTERKIN

31

GOALTENDER

HEIGHT: 6'1" - WEIGHT: 197 - CATCHES: LEFT - BORN: DEC. 30, 1995 - BIRTHPLACE: MOSCOW, RUS

PROFESSIONAL CAREER

2022-23

* Had a career-high 37 wins on the year, tied for the third most in the NHL.

* Only three goaltenders in Rangers history have recorded more wins: Mike Richter (42 in 1993-94), Henrik Lundqvist (39 in 2011-12 & 38 in 2008-09) and Ed Giacomin (38 in 1968-69).

* Was 17-4-4 on the road, his 17 wins tied for the second most in the NHL.

* On the road, ranked third among goaltender with 20-plus games in GAA (2.36) and save percentage (.920).

* Appeared in the 2023 All-Star Game in Florida.

2021-22

* Awarded the Vezina Trophy, given "to the goaltender adjudged to be the best at his position," as selected by NHL general managers; the sixth Ranger to earn the honor, joining Henrik Lundqvist (2011-12), John Vanbiesbrouck (1985-86), Ed Giacomin & Gilles Villemure* (1970-71), and Dave Kerr (1939-40). *Of note, prior to 1981-82 the Vezina Trophy was given to the goaltender(s) of the team that allowed the fewest goals in the NHL - now that award is the William M. Jennings Trophy

* Fifth goaltender to win the Vezina Trophy with 100 or fewer career games played, joining Tom Barrasso (1983-84 - 42 GP), Ron Hextall (1986-87 - 66 GP), Ed Belfour (1990-91 - 97 GP), and Jim Carey (1995-96 - 99 GP).

* Won the award in his first season playing 50 or more games, the 16th goaltender to win the Vezina Trophy in their first season playing 50-plus games and first since Tuukka Rask (2013-14 - 58 GP)

* When facing 30-or-more shots in a game, was 24-7-2 in 2021-22 and when seeing 40-or-more shots, the goaltender was 4-0-0

* Went 36-13-4 with a league-leading 2.07 GAA and .935 save percentage

* It was the 19th time in league history that a goaltender led the league in GAA, Save Percentage in his Vezina-winning season and first since Sergei Bobrovsky in 2016-17 with Columbus

* Finished with the highest save percentage (.935) in franchise history among goaltenders with 30 appearances

* Won the Rangers Most Valuable Player award as voted on by the media ... Save percentage was the third highest in NHL history among goaltenders who played 50 or more games, behind Tim Thomas (2010-11 - .938) and Dominik Hasek (1998-99 - .937)

* Became the fifth goaltender since 2002-03 to guide his team to the third round of the postseason in the same season he won the Vezina Trophy. The previous four goalies were Marc-Andre Fleury (2020-21- VGK), Henrik Lundqvist (2011-12 - NYR), Tim Thomas (2010-11 - BOS), and Martin Brodeur (2002-03 - NJD)

* Named a finalist for the Hart Memorial Trophy, the award presented annually "to the player adjudged to be the most valuable to his team."

* On Dec. 31 at TBL, tallied his 40th career win in only his 67th career game, joining Gilles Villemure (1964-72) as the only Rangers goaltenders to reach the feat and becomes the 26th goaltender in NHL history to have won 40 games in 67 or fewer contests

* Won seven-straight starts from Dec. 31-Jan. 24

* Notched his 50th career win on Feb. 20 at OTT, becoming the 14th goalie in NHL history with 50 or more wins through 79 career games played. The last goaltender to get to that mark was Jordan Binnington of the Blues on Feb. 23, 2020

* On Mar. 6 at WPG, improved to 10-0-0 in his career when making 40-plus saves in a game.

* He became the NHL's second goaltender since 1955-56 to win each of his first 10 or more games



when making 40+ saves, joining Tuukka Rask (11-0-0)

* Recorded his first career NHL point (A) and became the 28th goaltender in team history to notch a point on Mar. 10 at STL

* Earned his 30th win of the season on Mar. 19 at TBL, setting a franchise record for fewest appearances to 30 wins in a season (41 GP), passing Henrik Lundqvist (46 GP) in 2014-15. With a 30-8-3 record, Shesterkin tied Mike Richter for the fewest number of regulation losses (8) in team history upon reaching 30 wins

* Posted a 10-9-0 in 20 postseason starts, along with a 2.59 GAA and .929 save percentage

* Made 79 saves on 83 shots in G1 of First Round, the second most saves in NHL history behind Joonas Korpi (CBJ) on August 11, 2020 against Tampa Bay. His save total surpassed the 56 saves from Gump Worsley (April 5, 1962) for the most in franchise history

* Earned his first career playoff win in G2 of First Round, making 39 saves on 41 shots

* Combined for 118 saves through the first two games, tied for the second most combined saves in consecutive games by a single goaltender in NHL history; became the first goaltender since 1955-56 (since shots on goal began being tracked) to record 100 saves through his team's first two games of a postseason, besting the previous mark of 97 shared by Jean-Sebastien Giguere (2003 w/ ANA) and Roberto Luongo (2007 w/ VAN)

* In G6 of First Round, notched an assist on the Rangers' third goal, making him the fifth Rangers goaltender to record a playoff assist (Henrik Lundqvist - May 25, 2014, Mike Richter - May 11, 1997, Bob Froese - April 6, 1989, John Vanbiesbrouck - April 12, 1986 and April 9, 1986)

* In G7 of First Round, became the fourth goaltender in Rangers history to win a Game 7, joining Henrik Lundqvist (6x), Mike Richter (2x) and John Vanbiesbrouck (1x); recorded 255 saves in seven games, the most in a single series by a Rangers goaltender (since 1955-56 when the League began officially tracking shots on goal); fifth most saves in a single round (since 1955-56 when shots on goal began being tracked), trailing Curtis Joseph (277 in 1993 DF w/ STL), Jonas Hiller (274 in 2009 CSF w/ ANA), Ken Dryden (260 in 1971 QF w/ MTL) and Ed Belfour (258 in 2003 CQF w/ TOR)

* Became the third Rangers goaltender (Richter, Vanbiesbrouck) to post a win in his first career

Game 7 and the youngest Rangers goaltender to win his first career Game 7 (26 years, 136 days)

* With win in G4 of Second Round, became the fifth goaltender in club history to post a five-game home winning streak during a postseason, following Mike Richter (1994), Steve Baker (1981), Ed Giacomin (1974) and Dave Kerr (1940)

* Established a franchise record for the longest home win streak in a playoff year in G6 of Second Round, surpassing Mike Richter (5 GP in 1994), Steve Baker (5 GP in 1981), Ed Giacomin (5 GP in 1974) and Dave Kerr (5 GP in 1940). Shesterkin won his fourth career game when facing elimination, the second most in Rangers history behind Henrik Lundqvist (16); notched two assists, becoming the fifth goaltender in NHL history to register multiple assists in a playoff game; the first to do so while facing elimination

* Became the third goaltender in Rangers history to win multiple career Game 7s (2-0), joining Henrik Lundqvist (6-2) and Mike Richter (2-0)

* In G1 of ECF, became the first goaltender to post a seven-game home win streak in a playoff year since Corey Crawford with the Blackhawks in 2014

* In G2 of ECF, won his eighth-straight playoff game at home, becoming the fifth goaltender to earn the feat since 1998 (Jonathan Quick - 2013, Marc-Andre Fleury - 2008, Chris Osgood - 2009, Martin Brodeur - 2003); earned his 10th career postseason win in his 17th game, requiring the fewest games in Rangers history to reach the mark among goaltenders to start their playoff career with the franchise (edging Henrik Lundqvist: 18 GP).

2020-21

* Posted a 16-14-3 record, along with a 2.62 GAA, a .916 SV%, and 2 SO in 35 appearances (31 starts) in his rookie season in the NHL with the Rangers

* Tied for 12th among NHL goaltenders (min. 20 games played) in SV%

* Posted a .900 SV% or better in 21 of his starts during the season (most among NHL rookie goaltenders)

* Ranked fourth among NHL rookie goaltenders (min. 10 games played) in SV% and ranked fifth (min. 10 games played) in GAA

* Tied for third among NHL rookie goaltenders in wins, and ranked third in appearances and starts

* Made 29 saves while starting in the Rangers'

season opener on Jan. 14 vs. NYI; became the 10th rookie goaltender to start a season-opening game for the Rangers in franchise history and the first since Weeks in 1981-82

* Earned 18 wins in his first 30 career NHL appearances; the 18 wins were the second-most by a Rangers goaltender within their first 30 career NHL appearances in franchise history (Henry - 20)

* Posted a shutout streak of 199:33 against New Jersey over a span of four games (Mar. 4 - Apr. 17), including an overall shutout streak of 152:37 over a span of three games (Apr. 13 - Apr. 17), and posted back-to-back shutouts on Apr. 13 at NJD and Apr. 15 vs. NJD ... his shutout streak of 199:33 against NJD was the longest by a Rangers goaltender against one opponent in franchise history

* His overall shutout streak of 152:37 was the fourth-longest shutout streak by a rookie goaltender in Rangers history (the only three streaks that were longer were by Chabot in 1926-27

* Earned a win in relief while making his final appearance as a rookie on May 8 at BOS; earned his 26th career win as a rookie, passing Villemure for the fifth-most career wins by a rookie goaltender with the Rangers in franchise history.

2019-20

* Posted a 10-2-0 record, along with a 2.52 GAA and a .932 SV% in 12 appearances with the Rangers

* His .932 SV% was the second-best among NHL goaltenders who made at least 10 appearances during the season

* Ranked fifth among NHL rookie goaltenders in wins despite not making his first NHL appearance until Jan. 7

* Earned a win in nine of his first 10 NHL appearances (9-1-0 record); became the first goaltender in Rangers history to earn a win in nine of his first 10 career NHL appearances, as well as the first goaltender to earn a win in nine of his first 10 career appearances with the Rangers

* Became the fourth goaltender in NHL history to register nine wins in his first 10 career NHL appearances (Frank Brimsek, Bob Froese, and Frederik Andersen)

* Made 29 saves and earned his first career NHL win while making his NHL/Rangers debut on Jan. 7 vs. COL; became the first goaltender who was born in Russia to appear in a game with the Rangers in franchise history

* Posted a seven-game winning streak from Jan.

31 vs. DET to Feb. 22 vs. SJS; tied the franchise record for the longest winning streak by a rookie goaltender (Henry - 1941-42), and the seven-game winning streak was tied for the fifth-longest in Rangers history

* Appeared in one playoff game

* Stopped 27 of 30 shots while making his playoff debut in Game 3 of the Qualifying Round vs. CAR on Aug. 4; became the 10th rookie goaltender to appear in a playoff game in franchise history (Chabot, Miller, Aitkenhead, Henry, Villemure, Weeks, Vanbiesbrouck, Richter, and Lundqvist) and became the first Rangers goaltender other than Lundqvist to start a playoff game since Weekes in Game 2 of the Eastern Conference Quarterfinals against NJD in 2006.

AHL CAREER

2019-20

* Posted a 17-4-3 record, along with a 1.90 GAA, a .934 SV%, and 3 SO in 25 appearances with Hartford

* Led the AHL in GAA and SV%, and ranked second in the AHL in wins at the time he was recalled by the Rangers for the final time during the season on Jan. 29

* Was selected to play in the 2020 AHL All-Star Classic

* Named the AHL's Goaltender of the Month for the month of October, which was the first month of his AHL career

* Made 26 saves to earn his first career AHL win while making his AHL debut on Oct. 5 vs. Charlotte

* Stopped all 36 shots to record his first career AHL shutout on Oct. 18 vs. Springfield

EUROPEAN CAREER

2018-19

* Posted a 24-3-1 record, along with a 1.11 GAA, a .953 SV%, and 10 SO in 28 KHL appearances with SKA St. Petersburg

* Established KHL career-bests in GAA (1.11), SV% (.953), and SO (10)

* Led the KHL in GAA and SV%, and tied for second in the KHL in SO; his 1.11 GAA was the second-best in one season in KHL history and his .953 SV% was tied for the second-best in one season in the league's history

* Posted a 1.95 GAA in 10 playoff appearances with SKA.

2017-18

* Posted a 24-2-2 record, along with a 1.70 GAA, a .933 SV%, and 7 SO in 28 KHL appearances with SKA St. Petersburg

* Tied for third in the KHL in SO, ranked fourth in GAA, and ranked sixth in SV%

* Played in the KHL All-Star Game.

2016-17

* Posted a 31-4-1 record, along with a 1.64 GAA, a .937 SV%, and 8 SO in 39 KHL appearances with SKA St. Petersburg

* Established a KHL career-high in wins

* Named to the KHL First All-Star Team and played in the KHL All-Star Game for the first time in his career ... Tied for second in the KHL in SO, ranked third in SV%, and ranked fourth in GAA

* Named the KHL's Goaltender of the Month for October

* Helped SKA win the Gagarin Cup; posted a 4-1 record, along with a 1.84 GAA and a .940 SV% in five playoff appearances.

2015-16

* Appeared in 25 games with SKA-Neva St. Petersburg of the Supreme Hockey League (VHL), posting a 17-5-3 record, along with a 1.19 GAA, a .954 SV%, and 6 SO

* Led the VHL in GAA and SV%

* Posted a 5-2-0 record in seven KHL appearances with SKA St. Petersburg

* Posted a 1.51 GAA and a .946 SV% in two appearances with SKA-1946 St. Petersburg of the Junior Hockey League (MHL).

2014-15

* Split the season between SKA St. Petersburg (KHL), SKA-Karelia (VHL), and SKA-1946 St. Petersburg (MHL)

* Helped Russia win the 2014 Canada Russia Super Series.

2013-14

* Posted an 18-5-0 record, along with a 1.42 GAA, a .947 SV%, and 5 SO in 23 MHL appearances with MHK Spartak Moscow Jr.

* Played in the MHL All-Star Game and was named the MHL Goaltender of the Month for September

* Helped MHK Spartak Moscow Jr. win the MHL Championship; posted a 12-7 record, along with a 1.75 GAA, a .937 SV%, and 4 SO

* Appeared in nine KHL games with Spartak Moscow.

2012-13

* Posted an 11-1-2 record, along with a 2.10 GAA, a .920 SV%, and 2 SO in 15 MHL appearances with MHK Spartak Moscow Jr.

* Posted a 6-3 record in nine playoff appearances.

INTERNATIONAL CAREER

2018

* Posted a 2-1-1 record, along with a 1.46 GAA, a .942 SV%, and 2 SO in four appearances while representing Russia at the 2018 IIHF World Championship; established a Soviet/Russian record for consecutive shutout minutes in a single tournament at the World Championships

* Was a member of the gold medal-winning Olympic Athletes from Russia team at the 2018 Winter Olympics.

2017

* Was a member of the bronze medal-winning Russian team at the 2017 IIHF World Championship.

2016

* Was a member of the bronze medal-winning Russian team at the 2016 IIHF World Championship.

2015

* Posted a 3-1-0 record, along with a 1.98 GAA, a .938 SV%, and 1 SO while helping Russia earn a silver medal at the 2015 IIHF World Junior Championship.

2013

* Posted a 4-2-0 record, along with a 2.26 GAA and a .937 SV% at the 2013 IIHF U18 World Championship

* Named one of the Top Three Players on his Team.

2012

* Represented Russia at the 2012 Ivan Hlinka Memorial Tournament and at the 2012 World Junior A Challenge.

CAREER TRANSACTIONS

* Selected by the Rangers in the fourth round, 118th overall, of the 2014 NHL Entry Draft.

CAREER STATISTICS

REGULAR SEASON

SEASON	TEAM	LEAGUE	GP	W	L	T	OT	SO	GA	SA	GAA	SV%	MIN	A	PIM
2012-13	MHK Spartak Moscow	MHL	15	11	1	-	2	2	31	389	2.10	.920	887	0	25
	Russia	WJC-18	6	4	2	-	0	0	-	-	2.26	.937	-	-	-
2013-14	Spartak Moscow	KHL	9	2	5	-	1	1	20	207	2.80	.903	428	0	0
	MHK Spartak Moscow	MHL	23	18	5	-	0	5	33	627	1.42	.947	1,399	1	30
2014-15	SKA St. Petersburg	KHL	6	5	0	-	1	0	9	109	2.33	.917	231	0	10
	SKA-Karelia	VHL	8	3	3	-	2	1	14	245	1.72	.943	488	0	0
	SKA-1946 St.	MHL	3	2	0	-	1	0	6	91	2.26	.934	159	0	25
	Russia	WJC	5	3	1	-	0	1	8	129	1.98	.938	242	0	0
2015-16	SKA St. Petersburg	KHL	7	5	2	-	0	1	18	205	2.58	.912	419	0	0
	SKA-Neva St.	VHL	25	17	5	-	3	6	30	652	1.19	.954	1,513	1	6
	SKA-1946 St.	MHL	2	1	1	-	0	0	3	56	1.51	.946	119	0	0
	Russia	WC	-	-	-	-	-	-	-	-	-	-	-	-	-
2016-17	SKA St. Petersburg	KHL	39	31	4	-	1	8	60	953	1.64	.937	2,191	3	0
	Russia	WC	-	-	-	-	-	-	-	-	-	-	-	-	-
2017-18	SKA St. Petersburg	KHL	28	24	2	-	2	7	45	670	1.70	.933	1,593	1	2
	Russia	WC	4	2	1	-	1	2	5	86	1.46	.942	205	0	0
2018-19	SKA St. Petersburg	KHL	28	24	3	-	1	10	31	656	1.11	.953	1,681	1	4
2019-20	RANGERS	NHL	12	10	2	-	0	0	29	424	2.52	.932	692	0	0
	Hartford	AHL	25	17	4	-	3	3	46	698	1.90	.934	1,455	2	4
2020-21	RANGERS	NHL	35	16	14	-	3	2	83	987	2.62	.916	1,899	0	0
2021-22	RANGERS	NHL	53	36	13	-	4	6	106	1,622	2.07	.935	3,071	1	2
2022-23	RANGERS	NHL	58	37	13	-	8	3	144	1,719	2.48	.916	3,489	1	2
	NHL/NYR TOTALS		158	99	42	-	15	11	362	4,752	2.37	.924	9,149	2	4

PLAYOFFS

SEASON	TEAM	GP	W	L	SO	GA	SA	GAA	SV%	MIN	
2012-13	MHK Spartak Moscow	MHL	9	6	3	3	14	269	1.59	.948	529
2013-14	MHK Spartak Moscow	MHL	19	12	7	4	33	526	1.75	.937	1,134
2014-15	SKA-1946 St. Petersburg	MHL	13	9	4	1	32	355	2.47	.910	778
2016-17	SKA St. Petersburg	KHL	5	4	1	0	7	116	1.84	.940	228
2017-18	SKA St. Petersburg	KHL	1	0	0	0	0	2	0.00	1.000	1
2018-19	SKA St. Petersburg	KHL	10	4	5	0	17	178	1.95	.904	522
2019-20	RANGERS	NHL	1	0	1	0	3	30	3.10	.900	58
2021-22	RANGERS	NHL	20	10	9	0	51	720	2.59	.929	1,182
2022-23	RANGERS	NHL	7	3	4	0	14	203	1.96	.931	427
	NHL/NYR TOTALS		28	13	14	0	68	953	2.45	.929	1667

RANGERS RECORDS

Highest single-season save percentage (.935) in franchise history (min. 30 app.) - 2021-22

Fewest games required to 30 wins (41 GP) in franchise history - 2021-22

Most wins by a Rangers goaltender in his first 10 career NHL games - 9

Longest winning streak by a Rangers rookie goaltender - 7 games (1/31/20 - 2/22/20); tied with Jim Henry (1941-42)

Only goaltender born in Russia to appear in a game with the Rangers in franchise history

Longest shutout streak by a Ranger goaltender against one opponent in franchise history - 199:33 against NJD (4/13/21 - 4/17/21)

Only rookie goaltender in Rangers history to make at least 40 saves in two consecutive team games - 2/9/20 - 2/11/20

NHL RECORDS

Only goaltender in NHL history to post a .900 SV% or better in each of his first 10 career appearances

Most wins by a goaltender in his first 10 career NHL appearances - 9; tied with three others

Most 40-save games/wins by a goaltender in his first 10 career NHL appearances - 4

CAREER HIGHLIGHTS

CAREER HIGHS (LAST TIME)

SHOTS FACED	49, 1/9/20 vs. NJD
SAVES	46, 1/9/20 vs. NJD
WIN STREAK	7 (2x), 12/31/21 - 1/24/22
SHUTOUT STREAK	152:43, 4/12/22 - 4/23/22
POINT STREAK	7 (3x), 10/11/22 - 11/1/22 (5-0-2)

NHL FIRSTS

GAME	1/7/20 vs. COL (5-3)
WIN	1/7/20 vs. COL (5-3)
SHUTOUT	4/13/21 at NJD (3-0)

CAREER SHOOTOUTS

W	L	SA	GA	SV%
7	7	62	18	.710

NHL AWARDS

Vezina Trophy - 2021-22

NHL First All-Star Team - 2021-22

NHL All-Star Game - 2022-23

RANGERS AWARDS

Rangers MVP (as voted by PWhA) - 2021-22

CAREER PENALTY SHOTS (3)

DATE	OPPONENT	PLAYER (RESULT)
4/22/21	PHI	Joel Farabee (Save)
1/28/22	MIN	Frederick Gaudreau (Save)
12/12/22	NJD	Jack Hughes (Save)

40 OR MORE SAVE GAMES (12; 11-0-1)

DATE	OPPONENT	RESULT	SAVES
1/9/20	NJD	6-3	46
2/9/20	LAK	4-1	42
2/11/20	at WPG	4-1	42
2/22/20	SJS	3-2	44
3/25/21	at PHI	8-3	41
4/6/21	PIT	8-4	41
10/18/21	at TOR	2-1 (OT)	40
11/8/21	FLA	4-3	42
1/30/22	SEA	3-2	40
3/6/22	at WPG	4-1	45
10/25/22	COL	2-3 (SO)	42
12/9/22	at COL	2-1	41

CAREER SHUTOUTS (11)

DATE	OPPONENT	SCORE	SAVES
4/13/21	at NJD	3-0	27
4/15/21	NJD	4-0	16
10/29/21	CBJ	4-0	31
1/2/22	TBL	4-0	38
1/13/22	at SJS	3-0	37
4/7/22	PIT	3-0	30
4/16/22	DET	4-0	20
4/19/22	WPG	3-0	31
11/1/22	PHI	1-0 (OT)	19
3/18/23	PIT	6-0	33
4/8/23	at CBJ	4-0	20



VINCENT TROCHECK

CENTER

16

HEIGHT: 5'11" - WEIGHT: 187 - SHOOTS: RIGHT - BORN: JUL. 11, 1993 - BIRTHPLACE: PITTSBURGH, PA

PROFESSIONAL CAREER

2022-23

* Finished fourth in points (64), assists and tied for fourth in goals (22) in first season with the Rangers.

* His 42 assists were the second most of his career (44 - 2017-18 with FLA).

* Led Rangers with a 56.1 faceoff percentage (min. 25 GP).

* He has played in 80-plus games in four seasons and has recorded 20 or more goals, and 50 or more points in five seasons over his career.

* Played in 600th career game on January 16 at CBJ.

2021-22

* Skated in 81 games for the Carolina Hurricanes, registering 21 goals and 30 assists for 51 points and a career-high plus-21 rating

* Ranked third on the Hurricanes with a career-high 185 hits, tied for fourth in points and fifth in goals

* Was one of four players in the NHL with 50 or more points and 180 or more hits (Trocheck, Tom Wilson, Brady Tkachuk, Andrei Svechnikov)

* Among NHL skaters with 1,200 or more faceoffs taken, he ranked 13th in the league with a 54.6 faceoff percentage

* Led all Carolina forwards in blocked shots (46) and ranked second among forwards in ice time per game (17:52) and takeaways (50)

* Notched 10 points (6G-4A) and a plus-7 rating in 14 games in the 2022 Stanley Cup Playoffs; led the Hurricanes in playoff goals and plus/minus while ranking tied for third in points

* Recorded three points (1G-2A) against Boston in G5 of First Round

* Scored a goal in three of seven games against the Blueshirts in the Second Round.

2020-21

* Posted 43 points (17g, 26a) in 47 games

* Ranked third on the team in goals, fifth in assists and second in points

* Tied for team lead in power-play goals (7)

* Ranked fourth on the team in hits (107)

* Ranked second on the team and ninth in the NHL in faceoff win percentage (56.1%, min. 600 faceoffs)

* Led the team in shootout goals (3) and game-deciding goals (2)

* Scored a goal in each of his first six games against FLA, becoming the first Whalers/Hurricanes player to score in his first four or more games against his former team after being traded since the NHL began tracking trades in 1991-92, the first Hurricanes player since 2005-06 (Rod Brind'Amour) to record a six-game goal streak against one opponent

* Scored the game-winning goal vs. TBL (2/20) for his 300th career NHL point

* Missed eight games due to an upper-body injury (3/11-3/27)

* Posted a career-long seven-game assist/point streak from 3/30-4/10 (3g, 7a), tied for the team-long assist streak this season

* Tallied a point in 13 consecutive games played from 2/27-4/10 (7g, 11a), marking the fifth-longest such run in franchise history

* Wore an "A" with captain Jordan Staal out of the lineup at NSH (5/10)

2019-20

* Completed his seventh NHL season and first with the Hurricanes



* Registered 38 points (11g, 27a) in 62 games

* Earned 36 points (10g, 26a) in 55 games with the Florida Panthers and two points (1g, 1a) in seven games with Carolina

* Registered two assists in eight playoff games

* Made Hurricanes playoff debut in Game 1 of Eastern Conference Qualifying Round vs. NYR (8/1)

* Posted first career Hurricanes playoff point (assist) in Game 1 of Eastern Conference First Round vs. BOS (8/12)

2018-19

* Posted 34 points (10G-24A) in 55 NHL games with Florida.

* Ranked tied for sixth on the team in assists and eighth in goals and points

* Finished second among Panthers forwards in average ice time (19:40)

* Won 51.8% of his faceoffs

* Missed 27 games with a lower-body injury from 11/21-1/15

* Scored two goals including 100th career NHL goal vs. WSH (4/1)

2017-18

* Recorded 75 points (31g, 44a) in 82 NHL games with Florida

* Established career highs in goals, assists, points, power-play goals (13), shorthanded goals (3) and game-winning goals (5)

* Led Panthers in goals and power-play goals... Ranked second on the team in points and third in assists

* Finished sixth in the NHL in shots (287)

* Averaged a career-high 21:22 of ice time per game

* Won 54.1% of his faceoffs

* Recorded three points (2g, 1a) including 100th career NHL assist at STL (1/9)

* Scored first career hat trick at EDM (2/12)

* Recorded two assists to reach 200 career NHL points vs. OTT (3/12)

* Played 300th career NHL game at CBJ (3/22)

2016-17

* Tallied 54 points (23g, 31a) in 82 NHL games with Florida

* Led Panthers in points and tied for team lead in assists

* Finished second on team in goals

* Named to 2017 NHL All-Star Game

* Registered two points (1g, 1a) including 100th career NHL point vs. TOR (12/28)

* Tallied three points (2g, 1a) in 200th career NHL game at NSH (2/11)

2015-16

* Posted 53 points (25g, 28a) in 76 NHL games with Florida

* Ranked tied for third on the Panthers in goals and fifth in assists and points

* Tallied a career-high four points (1g, 3a) in season opener vs. PHI (10/10)

* Added one assist in two NHL playoff games

* Made NHL playoff debut in Game 5 of Eastern Conference First Round vs. NYI (4/22)

* Posted first career NHL playoff point (assist) in Game 6 at NYI (4/24).

2014-15

* Split second professional season between Florida (NHL) and San Antonio (AHL)

* Posted 22 points (7g, 15a) in 50 games with Florida

* Began the season in the AHL and finished with 19 points (8g, 11a) in 23 games with San Antonio

* Scored first AHL playoff goal in AHL playoff debut at Oklahoma City (4/23)

* Earned first career AHL playoff assist vs. Oklahoma City (4/29).

2013-14

* Split first professional season between Florida (NHL) and San Antonio (AHL)

* Tallied eight points (5g, 3a) in 20 games with Florida

- * Began the season in the AHL and recorded 42 points (16g, 26a) in 55 games with San Antonio
- * Tied for Rampage team lead in assists and finished second on the team in goals and points
- * Recorded first career professional point (assist) in AHL debut vs. Chicago (10/4)
- * Scored first two career AHL goals at Chicago (10/13)
- * Made NHL debut vs. BUF (3/7)
- * Scored first career NHL goal vs. NJD (3/14)
- * Earned first career NHL assist at ANA (3/23)
- * Held without a point in just 11 games
- * Tallied 50 points (24g, 26a) in 35 games with Saginaw and 59 points (26g, 33a) in 28 games with Plymouth
- * Began the season with Saginaw and captained the Spirit
- * Recorded 200th career OHL point (assist) vs. Kitchener (10/6)
- * Posted three points (2g, 1a) including 100th career OHL goal vs. Sarnia (1/26)
- * Finished the season with a 21-game point streak from 1/26-3/17 (23g, 23a)

AMATEUR CAREER

2012-13

- * Posted 109 points (50g, 59a) in 63 OHL games with Saginaw and Plymouth
- * Won Red Tilson Trophy as OHL's Most Outstanding Player
- * Named OHL First Team All-Star
- * Led OHL in points and plus/minus (+49)
- * Tied for league lead in shorthanded goals (5)
- * Ranked second in the OHL in goals and fourth in points
- * Recorded 37 multi-point games
- * Registered two points (1g, 1a) to reach 100 points on the season at Saginaw (3/5)
- * Scored 50th goal of the season vs. Windsor (3/16)
- * Added 24 points (10g, 14a) in 15 OHL playoff games
- * Led the Whalers in playoff goals and points.

CAREER TRANSACTIONS

- * Selected by the Florida Panthers in the 2011 NHL Draft. Third round, 64th overall.
- * Traded to Carolina by Florida for Erik Haula, Lucas Wallmark, Eetu Luostarinen and Chase Priskie, February 24, 2020.
- * Signed as a free agent by NY Rangers, July 13, 2022.

CAREER STATISTICS

SEASON	TEAM		REGULAR SEASON					PLAYOFFS				
			GP	G	A	PTS	PIM	GP	G	A	PTS	PIM
2009-10	Saginaw	OHL	68	15	28	43	56	6	2	2	4	2
2010-11	Saginaw	OHL	68	26	36	62	60	12	6	5	11	4
2011-12	Saginaw	OHL	65	29	56	85	65	12	5	6	11	10
2012-13	Saginaw	OHL	35	24	26	50	34	-	-	-	-	-
	Plymouth	OHL	28	26	33	59	24	15	10	14	24	8
2013-14	Panthers	NHL	20	5	3	8	6	-	-	-	-	-
	San Antonio	AHL	55	16	26	42	32	-	-	-	-	-
2014-15	Panthers	NHL	50	7	15	22	24	-	-	-	-	-
	San Antonio	AHL	23	8	11	19	19	3	1	1	2	2
2015-16	Panthers	NHL	76	25	28	53	44	2	0	1	1	0
2016-17	Panthers	NHL	82	23	31	54	43	-	-	-	-	-
2017-18	Panthers	NHL	81	31	44	75	54	-	-	-	-	-
2018-19	Panthers	NHL	55	10	24	34	54	-	-	-	-	-
2019-20	Panthers	NHL	55	10	26	36	33	-	-	-	-	-
	Hurricanes	NHL	7	1	1	2	16	8	0	2	2	4
2020-21	Hurricanes	NHL	47	17	26	43	20	9	2	1	3	4
2021-22	Hurricanes	NHL	81	21	30	51	78	14	6	4	10	10
2022-23	RANGERS	NHL	82	22	42	64	58	7	1	0	1	14
	NHL TOTALS		637	172	270	442	430	40	9	8	17	32
	RANGERS TOTALS		82	22	42	64	58	7	1	0	1	14

STATISTICAL BREAKDOWN

SEASON	PPG	SHG	GWG	+/-	S	S%	TF	F%	H	BS	MIN
2013-14	1	1	0	-11	38	13.2	348	47.7	39	11	18:53
2014-15	1	0	0	9	89	7.9	481	48.7	93	19	14:00
2015-16	4	1	4	15	174	14.4	1,106	49.5	125	41	17:46
2016-17	2	0	2	-13	230	10.0	1,664	50.2	164	51	20:50
2017-18	13	3	5	-9	287	10.8	1,577	54.1	145	55	21:22
2018-19	3	1	1	-9	158	6.3	961	51.8	112	42	19:40
2019-20	1	1	2	-8	141	7.8	832	52.2	101	37	16:44
2020-21	7	0	2	-3	123	13.8	769	56.1	107	28	18:14
2021-22	6	0	3	21	168	12.5	1,245	54.6	185	46	17:52
2022-23	9	0	3	3	225	9.8	1,286	56.1	182	44	19:18
TOTALS	47	7	22	-5	1,633	10.5	10,269	52.6	1,253	374	18:40

CAREER HIGHLIGHTS

CAREER HIGHS (LAST TIME)

GOALS	3, 2/12/18 at EDM
ASSISTS	3 (3x), 12/4/17 vs. NYI
POINTS	4 (2x), 3/10/16 vs. OTT (1G-3A)
PIM	15, 12/4/21 vs. BUF
SHOTS	10, 1/7/18 at CBJ
PLUS/MINUS	4 (4x), 2/11/23 at CAR
ICE TIME	26:33, 11/11/17 at NJD
GOAL STREAK	4 (4x), 11/2/17 - 11/10/17
ASSIST STREAK	8, 3/9/21 - 4/10/21
POINT STREAK	13, 2/27/21 - 4/10/21 (7G-11A)

CAREER HAT TRICKS (1)

DATE	OPPONENT	GOALTENDER
2/12/18	at EDM	Talbot

ALL-STAR GAME SCORING

SEASON	TEAM	G	A
2016-17	Atlantic Division	1	3

NHL FIRSTS

GAME	3/7/14 vs. BUF
GOAL	3/14/14 vs. NJD (Schneider)
ASSIST	3/25/14 vs. OTT



JACOB TROUBA

DEFENSEMAN

8

HEIGHT: 6'3" - WEIGHT: 209 - SHOOTS: RIGHT - BORN: FEB. 26, 1994 - BIRTHPLACE: ROCHESTER, MI

PROFESSIONAL CAREER

2022-23

* Won Mr. Ranger Award for 2022-23.

* Played in all 82 games for the second time in his career (2018-19 with WPG).

* His eight goals were tied for the third most in his career while his 199 shots ranked second.

* Ranked sixth among NHL defensemen in hits (218) and fourth in blocked shots (196).

* Played in his 600th game on Oct. 14 at WPG.

2021-22

* Co-Players' Player Award winner for the season

* Registered 39 points (11G-28A) through 81 games with New York

* Posted a career high in goals, plus/minus rating (+25), and PIM (88); his 28 assists were the second most of career

* Tied for most goals scored by a Rangers defenseman with Adam Fox

* Ranked second among all Rangers skaters and led team defensemen in plus/minus rating

* Only player in NHL with 175+ blocked shots and 200+ hits

* His 177 blocked shots ranked second in the NHL and led the Rangers and he ranked second on the team in hits (207)

* Notched his second career multi-point playoff game (1G-1A) in G5 of First Round and first since May 1, 2018 vs. NSH while with WPG.

2020-21

* Registered 12 points (two goals, 10 assists) and a plus-three rating in 38 games with the Rangers

* Was the only NHL player who had registered at least 100 hits, 80 blocked shots, and 15 takeaways during the season at the time of his injury on Apr. 20

* Led the Rangers in hits (111) and blocked shots (84), and ranked second in average ice time (21:29) at the time of his injury

* Named an alternate captain prior to the start of the season

* Skated in his 500th career NHL game on Mar. 20 at WSH

* Tallied two assists, tied for the game-high (led the Rangers) with three blocked shots, and tied for the game-high with four hits while skating in his 100th career game with the Rangers on Apr. 6 vs. PIT

2019-20

* Established career-highs in power play goals (four) and hits (173)

* Was one of two NHL players who registered at least 160 shots on goal, 170 hits, and 120 blocked shots (Nurse)

* Was one of five NHL players who logged at least 125:00 of power play ice time and 175:00 of shorthanded ice time (Provorov, Weber, Hronek, Niskanen)

* Ranked eighth among NHL defensemen in hits and ranked 14th among NHL defensemen in shots on goal (168)

* Was one of four players who skated in each of the Rangers' 70 games

* Led the Rangers in average ice time (22:34), hits, and blocked shots (128), and ranked third in shots on goal

* Led Rangers defensemen in power play goals and shots on goal, and ranked third in assists (20) and points (27)

* Tied a single-game career-high with three points (one goal, two assists), recorded his first goal, assist, and point as a Ranger, led all skaters with five hits, and logged a game-high 24:26 of ice time while making his Rangers debut on



Oct. 3 vs. WPG; became the first defenseman to record a three-point game in his Rangers debut in franchise history

* Registered one assist in three playoff games

* Skated in his first playoff game with the Rangers in Game 1 of the Qualifying Round at CAR on Aug. 1

2018-19

* Established career-highs in several categories, including games played (82), assists (42), and points (50)

* Tied for ninth among NHL defensemen in assists (tied with Erik Karlsson and Victor Hedman) and ranked 13th among NHL defensemen in points

* Ranked second among NHL defensemen 25 years old or younger in assists (trailing only Morgan Rielly) and ranked third among NHL defensemen 25 years old or younger in points (trailing only Rielly and Chabot)

* Ranked sixth in the NHL in blocked shots (171)

* Was one of six NHL defensemen who logged at least 200:00 of shorthanded ice time and 150:00 of power play ice time (along with Doughty, Josi, Carlson, Ellis, and Giordano)

* Led Winnipeg in total ice time (1,876:00), total shorthanded ice time (201:57), and blocked shots, ranked second in average ice time (22:53) and average shorthanded ice time (2:28), tied for second in power play assists (15), ranked third in assists and even strength assists (25), and tied for fourth in points

* Established a single-game career-high with three assists, tied a single-game career-high with three points, and recorded his 100th career NHL assist on Oct. 20 vs. ARI

* Skated in his 400th career NHL game on Mar. 21 at VGK

* Recorded one assist in six playoff games.

2017-18

* Registered 24 points (three goals, 21 assists) and a plus-nine rating in 55 games with Winnipeg

* Ranked second on the team in average ice time (21:54) and tied for third in blocked shots (100)

* Ranked third among Jets defensemen in assists

* Skated in his 300th career NHL game on Dec. 7 at FLA

* Posted a three-game assist/point streak from Jan. 5 vs. BUF to Jan. 9 at BUF (one goal, four assists)

* Established playoff career-highs in games played (17), goals (two), points (three), and plus/minus rating (plus-six) while helping the Jets advance to the Western Conference Final

* Tied for the team lead in blocked shots (41), ranked second in average ice time (21:39), and tied for second in plus/minus rating in the playoffs

* Registered his first career Stanley Cup Playoff goal, which was also the game-winning goal, in the first minute of Game 5 of the First Round vs. MIN on Apr. 20

* Registered a "Gordie Howe Hat Trick" by recording one goal, one assist, and one fighting major, and posted a plus-two rating in Game 3 of the Second Round vs. NSH on May 1.

2016-17

* Established a career-high in average ice time (24:58); ranked 11th in the NHL in average ice time

* Tied for 20th among NHL defensemen in points per game (0.55; 33 points in 60 games)

* Ranked second on Winnipeg in average ice time and ranked third in blocked shots (118)

* Ranked second among Jets defensemen in goals (eight), assists (25), and points (33)

2015-16

* Established career-highs in plus/minus rating (plus-10) and blocked shots (177)

* Ranked 10th in the NHL – and led Winnipeg – in blocked shots

* Ranked second on Winnipeg – and led team defensemen – in plus/minus rating

* Ranked third on the Jets in average ice time (22:04)

* Ranked third among Winnipeg defensemen in goals (six), assists (15), and points (21)

* Tied a single-game career-high with two goals, recorded a shorthanded goal, and posted a plus-two rating in 25:27 of ice time on Dec. 29 vs. DET

* Skated in his 200th career NHL game on Mar. 18 vs. CHI.

2014-15

* Tallied 22 points (seven goals, 15 assists) in 65

games with Winnipeg

* Ranked second on the Jets in blocked shots (120) and ranked third in average ice time (23:19)

* Ranked second among Winnipeg defensemen in goals and shots on goal (133), and ranked third among Jets defensemen in assists and points

* Tallied two assists in four playoff games

* Tied for the team lead in assists and tied for third on the Jets in points in the playoffs

* Notched his first career Stanley Cup Playoff assist/point and posted a plus-two rating while making his Stanley Cup Playoff debut in Game 1 of the First Round at Anaheim on Apr. 16.

2013-14

* Finished sixth in voting for the Calder Trophy as the NHL's Rookie of the Year

* Led NHL rookies in average ice time (22:26) and ranked second among NHL rookie defensemen in goals and tied for third among NHL rookie defensemen in points

* Tied for second among Jets defensemen in goals and plus/minus rating (plus-four), and ranked third among team defensemen in assists (19) and points (29)

* Registered two points (one goal, one assist), including his first career NHL goal, assist, and point, and posted a plus-two rating while making his NHL debut on Oct. 1 at EDM.

COLLEGE CAREER

2012-13

* Named to the NCAA (West) First All-American Team; was the only freshman to be named a First Team All-American during the season

* Became the first freshman in the University of Michigan's history to be named a First Team All-American

* Named the CCHA's Best Offensive Defenseman and to the CCHA First All-Star Team and the CCHA All-Rookie Team

* Received the University of Michigan's Hal Downs Award as Most Valuable Player and the Vic Heyliger Award as the team's Most Outstanding Defenseman

* Registered 29 points (12 goals, 17 assists) in 37 games

* Tied for second among NCAA defensemen in goals and tied for seventh among NCAA defensemen in points; led NCAA freshmen defensemen in both categories

* Tallied his first career collegiate goal, assist, and point in his collegiate debut on Oct. 11 vs. RIT.

USDP CAREER

2011-12

* Recorded 32 points (nine goals, 23 assists) in 54 games with the U.S. National U18 Team as part of the U.S. National Team Development Program

* Tallied 18 points (four goals, 14 assists) in 22 games in United States Hockey League (USHL) competition.

2010-11

* Split the season between the U.S. National U18 Team and the U.S. National U17 Team

* Tallied seven points (three goals, four assists) in 31 USHL games with Team USA.

MIDGET CAREER

2009-10

* Registered 28 points (14 goals, 14 assists) in 38 games with Compuware U16 in the Tier 1 Elite U16 Hockey League (T1EHL U16) and skated in three games with Compuware U18.

2008-09

* Tallied 17 points (four goals, 13 assists) in 31 games with Compuware Bantam Major AAA in the T1EBHL.

2007-08

* Recorded 12 points (four goals, eight assists) in 31 games with Compuware Bantam Minor AAA in the T1EMBHL.

INTERNATIONAL CAREER

2017

* Registered three points (one goal, two assists) and a plus-five rating in eight games while representing the United States at the 2017 IIHF World Championship.

2016

* Skated in two games while playing with Team North America at the 2016 World Cup of Hockey.

2014

* Recorded three points (two goals, one assist) in four games while representing the United States at the 2014 IIHF World Championship.

2013

* Tallied nine points (four goals, five assists) in

seven games while helping the United States win a gold medal at the 2013 IIHF World Junior Championship

* Named the Best Defenseman in the tournament and was named to the Tournament All-Star Team; was also named one of the Top Three Players on his Team in the tournament

* Registered three points (one goal, two assists) in seven games while helping the United States earn a bronze medal at the 2013 IIHF World Championship.

2012

* Tallied two assists in six games while representing the United States at the 2012 IIHF World Junior Championship

* Registered three points (one goal, two assists)

and posted a plus-five rating in six games while helping the United States win a gold medal at the 2012 IIHF U18 World Championship.

2011

* Registered nine points (two goals, seven assists) while helping the United States earn a silver medal at the 2011 World U17 Hockey Challenge

* Tallied one goal in six games while helping the United States win a gold medal at the 2011 IIHF U18 World Championship.

CAREER TRANSACTIONS

* Selected by Winnipeg in the first round, ninth overall, of the 2012 NHL Entry Draft.

* Acquired by the Rangers in exchange for Neal Pionk and a first-round pick in the 2019 NHL Entry Draft (Ville Heinola), June 17, 2019

CAREER STATISTICS

			REGULAR SEASON					PLAYOFFS				
SEASON	TEAM	LEAGUE	GP	G	A	PTS	PIM	GP	G	A	PTS	PIM
2010-11	U.S. Nat'l U18 Team	USDP	21	2	5	7	24	-	-	-	-	-
	U.S. Nat'l U17 Team	USDP	37	6	13	19	35	-	-	-	-	-
	U.S. Nat'l Team	USHL	31	3	4	7	31	-	-	-	-	-
	United States	WJC-18	6	1	0	1	2	-	-	-	-	-
	United States	WHC-17	6	2	7	9	12	-	-	-	-	-
2011-12	U.S. Nat'l U18 Team	USDP	54	9	23	32	71	-	-	-	-	-
	U.S. Nat'l Team	USHL	22	4	14	18	35	-	-	-	-	-
	United States	WJC	6	0	2	2	0	-	-	-	-	-
	United States	WJC-18	6	1	2	3	8	-	-	-	-	-
2012-13	Univ. of Michigan	NCAA	37	12	17	29	88	-	-	-	-	-
	United States	WC	7	1	2	3	2	-	-	-	-	-
	United States	WJC	7	4	5	9	10	-	-	-	-	-
2013-14	Jets	NHL	65	10	19	29	43	-	-	-	-	-
	United States	WC	4	2	1	3	8	-	-	-	-	-
2014-15	Jets	NHL	65	7	15	22	46	4	0	2	2	2
2015-16	Jets	NHL	81	6	15	21	62	-	-	-	-	-
2016-17	Jets	NHL	60	8	25	33	54	-	-	-	-	-
	Team North America W-Cup		2	0	0	0	0	-	-	-	-	-
	United States	WC	8	1	2	3	2	-	-	-	-	-
2017-18	Jets	NHL	55	3	21	24	34	17	2	1	3	17
2018-19	Jets	NHL	82	8	42	50	58	6	0	1	1	4
2019-20	RANGERS	NHL	70	7	20	27	61	3	0	1	1	0
2020-21	RANGERS	NHL	38	2	10	12	22	-	-	-	-	-
2021-22	RANGERS	NHL	81	11	28	39	88	20	1	4	5	25
2022-23	RANGERS	NHL	82	8	22	30	63	7	0	0	0	6
	NHL TOTALS		698	70	217	287	531	57	3	9	12	54
	NYR TOTALS		271	28	80	108	234	30	1	5	6	31

STATISTICAL BREAKDOWN

SEASON	PPG	SHG	GWG	+/-	S	S%	TF	F%	H	BS	MIN
2013-14	0	1	1	4	121	8.3	0	0.0	95	132	22:26
2014-15	1	0	0	2	133	5.3	1	0.0	97	120	23:19
2015-16	0	1	0	10	133	4.5	1	0.0	144	177	22:04
2016-17	2	0	1	4	154	5.2	0	0.0	107	118	24:58
2017-18	0	0	2	9	144	2.1	0	0.0	84	100	21:54
2018-19	3	1	1	8	162	4.9	0	0.0	112	171	22:53
2019-20	4	0	1	-12	168	4.2	0	0.0	173	128	22:34
2020-21	0	0	1	3	70	2.9	0	0.0	111	84	21:29
2021-22	1	0	1	25	204	5.4	0	0.0	207	177	22:26
2022-23	2	1	2	7	199	4.0	1	0.0	218	196	21:12
TOTALS	13	4	10	60	1,488	4.7	3	0.0	1,348	1,403	22:31

CAREER HIGHLIGHTS

CAREER HIGHS (LAST TIME)

GOALS	2 (4x), 1/22/22 vs. ARI
ASSISTS	3 (2x), 2/22/19 at VGK
POINTS	3 (6x), 1/22/22 vs. ARI
PIM	17, 2/4/17 at COL
SHOTS	8 (3x), 10/25/22 vs. COL
PLUS/MINUS	4 (9x), 4/2/23 at WSH
ICE TIME	31:07, 1/14/17 at LAK
GOAL STREAK	2 (5x), 12/17/22 - 12/18/22
ASSIST STREAK	5, 12/27/16 - 1/4/17 (6)
POINT STREAK	5, 12/27/16 - 1/14/17 (1G-6A)

NHL FIRSTS

GAME	10/1/13 at EDM
GOAL	10/1/13 at EDM (Dubnyk)
ASSIST	10/1/13 at EDM

RANGERS RECORDS

Most points by a defenseman in his Rangers debut in franchise history - 3 (10/3/19 vs. Winnipeg)

RANGERS AWARDS

Rod Gilbert "Mr. Ranger" Award - 2022-23

Players' Player Award - 2021-22



JIMMY VESEY

LEFT WING

26

HEIGHT: 6'2" - WEIGHT: 200 - SHOOTS: LEFT - BORN: MAY 26, 1993 - BIRTHPLACE: BOSTON, MA

PROFESSIONAL CAREER

2022-23

* Tallied 11 goals and 14 assists for 25 points in 81 games with the Rangers.

* Notched a career-high plus-13 rating, tied a career-high in games played and recorded the second most assists in a season in his career.

* Played in 500th career NHL game on April 6 at STL.

2021-22

* Skated in 68 games for the New Jersey Devils, tallying eight goals and seven assists for 15 points.

* Two of his eight goals came shorthanded.

2020-21

* Skated in 50 games between Toronto and Vancouver, tallying five goals and five assists for 10 points with 58 total shots

2019-20

* Appeared in 60 games for the Buffalo Sabres during the 2019-20 season, recording nine goals and 11 assists.

2018-19

* Notched career-highs in points (35), assists (18), games played (81) and tied his career-high in goals (17).

* Ranked fifth on the Rangers in goals and sixth in points.

* Recorded a career-high 154 shots on goal.

2017-18

* Had a career-high tying 17 goals and tied for the team-lead with four game-winning goals.

* Blueshirts posted a 15-4-3 record in games when he registered a point.

* Skated in his 100th career NHL game on November 17, 2017 against Columbus.

2016-17

* Ranked second among NHL rookies in game-winning goals (6), tied for fifth in power play goals (5), seventh in takeaways (44) and tied for 12th in goals (16).

* First Ranger to tally six game-winning goals in his rookie season since Mike Ridley in 1985-86.

* Won the Lars-Erik Sjoberg Award as the top Rangers rookie in Training Camp.

* Made his NHL debut on October 13, 2016 against Islanders.

AMATEUR CAREER

2015-16

* Won the Hobey Baker Award as the top player in collegiate hockey; became the fourth player in Harvard's history to win the award

* Ranked fourth in the NCAA in goals per game (0.73), ranked fifth in shots on goal per game (4.48), tied for seventh in goals (24), and ranked eighth in points per game (1.39)

* Led Harvard in goals, points (46), and shots on goal (148), ranked second in assists (22), power play goals (six), and game-winning goals (five), and tied for second in plus/minus rating (plus-11).

* Named ECAC Player of the Year and Ivy League Player of the Year for the second consecutive season

2014-15

Established collegiate career-highs in games played (37), goals (32), assists (26), points (58), power play goals (seven), game-winning goals (six), plus/minus rating (plus23), and shots on goal (158).

* Was a finalist for the Hobey Baker Award as the top player in collegiate hockey.

* Led the NCAA in goals and goals per game (0.86), ranked second in points per game (1.57), ranked third in the NCAA in points, tied for sixth in game-winning goals, and tied for 10th in shots on goal.

* Selected to the NCAA (East) First All-American Team and named ECAC Player of the Year

2013-14

* Selected to the All-Ivy Second Team

* Led Harvard in goals (13), points (22), game-winning goals (five), and shots on goal (144), tied for the team lead in power play goals (four), and tied for third in assists (nine).

2012-13

* Selected to the ECAC All-Rookie Team

* Tied for sixth among NCAA freshmen in goals per game (0.41).

* Tied for the team lead in goals (11), tied for second on Harvard in power play goals (two), tied for third in points (18), and ranked fourth in shots on goal (79).



CAREER TRANSACTIONS

* Drafted by the Nashville Predators in the third round, 66th overall, of the 2012 NHL Draft.

* Traded to Buffalo by Nashville for Minnesota's 3rd round pick (previously acquired, Nashville selected Rem Pitlick) in 2016 NHL Draft, June 20, 2016.

* Signed as a free agent by NY Rangers, August 19, 2016.

* Traded to Buffalo by NY Rangers for a 3rd-round pick in 2021 NHL Draft, July 1, 2019.

* Signed as a free agent by Toronto, October 11, 2020.

* Claimed off waivers by Vancouver from Toronto, March 17, 2021.

* Signed as a free agent by New Jersey, October 10, 2021.

* Signed as a free agent by NY Rangers, October 9, 2022.

CAREER STATISTICS

SEASON	TEAM	LEAGUE	REGULAR SEASON					PLAYOFFS				
			GP	G	A	PTS	PIM	GP	G	A	PTS	PIM
2012-13	Harvard	NCAA	27	11	7	18	25	-	-	-	-	-
	USA U20	WJC-20	7	1	4	5	2	-	-	-	-	-
2013-14	Harvard	NCAA	31	13	9	22	14	-	-	-	-	-
2014-15	Harvard	NCAA	37	32	26	58	21	-	-	-	-	-
	USA	WC	9	0	3	3	0	-	-	-	-	-
2015-16	Harvard	NCAA	33	24	22	46	6	-	-	-	-	-
2016-17	RANGERS	NHL	80	16	11	27	26	12	1	4	5	9
2017-18	RANGERS	NHL	79	17	11	28	20	-	-	-	-	-
2018-19	RANGERS	NHL	81	17	18	35	21	-	-	-	-	-
2019-20	Sabres	NHL	64	9	11	20	15	-	-	-	-	-
2020-21	Maple Leafs	NHL	30	5	2	7	4	-	-	-	-	-
	Canucks	NHL	20	0	3	3	6	-	-	-	-	-
2021-22	Devils	NHL	68	8	7	15	12	-	-	-	-	-
2022-23	RANGERS	NHL	81	11	14	25	20	7	0	1	1	10
NHL TOTALS			503	83	77	160	124	19	1	5	6	19
NYR TOTALS			321	61	54	115	87	19	1	5	6	19

STATISTICAL BREAKDOWN

SEASON	PPG	SHG	GWG	+/-	S	S%	TF	F%	H	BS	MIN
2016-17	5	0	6	-13	116	13.8	7	28.6	64	37	13:38
2017-18	1	0	4	-18	136	12.5	32	46.9	83	34	14:20
2018-19	1	0	4	-6	154	11	32	25	79	34	16:03
2019-20	0	1	2	12	93	9.7	5	0	43	20	13:48
2020-21	0	0	1	-14	58	8.6	12	25	38	19	12:43
2021-22	0	2	2	-24	110	7.3	61	29.5	85	29	14:25
2022-23	0	1	4	13	123	8.9	18	22.2	98	40	13:37
TOTALS	7	4	23	-50	790	10.5	167	29.9	490	213	14:10

CAREER HIGHLIGHTS

CAREER HIGHS (LAST TIME)

GOALS	3, 3/12/18 vs. CAR
ASSISTS	2 (2x), 2/11/23 at CAR
POINTS	3 (3x), 3/24/18 vs. BUF
PIM	10, 1/21/18 at LAK
SHOTS	7, 12/13/16 vs. CHI
PLUS/MINUS	4, 2/11/23 at CAR
ICE TIME	25:52, 2/9/20 vs. ANA
GOAL STREAK	3, 11/25/19 - 11/29/19 (3)
ASSIST STREAK	3, 2/23/19 - 2/27/19 (3)
POINT STREAK	4, 11/24/19 - 11/29/19 (3G-2A)

HOCKEY AWARDS

Hobey Baker Memorial Award (Top U.S. Collegiate Player) - 2016

NHL FIRSTS

GAME	10/13/16 vs. NYI
GOAL	10/17/16 vs. SJS (Jones)
ASSIST	10/26/16 vs. BOS



BLAKE WHEELER

RIGHT WING

17

HEIGHT: 6'5" - WEIGHT: 222 - SHOOTS: RIGHT - BORN: AUG. 31, 1986 - BIRTHPLACE: PLYMOUTH, MN

PROFESSIONAL CAREER

2022-23

* Skated in 72 games for the Winnipeg Jets in 2022-23, recording 16 goals and 39 assists for 55 points.

* Added seven power play goals, the second most of his career, and a career-high tying six game-winning goals.

* On the Jets, ranked tied for fourth in goals, third in assists and fifth in points.

* Left the Jets as the franchise leader in regular season games played (897), points (812) assists (550), and shots (2,462), while his 262 goals are the third-most in franchise history.

2021-22

* Notched 60 points (17G-43A) in 65 games with Winnipeg, the ninth and most recent time he has reached the 60-point mark in a season.

* Played in his 1,000th game on December 5, 2021.

2020-21

* Accumulated 15 goals and 31 assists for 46 points in 50 games with the Jets.

2019-20

* Got his 700th NHL point when he scored a goal against the Minnesota Wild on Oct. 10, 2019.

2018-19

* Had 91 points (20 goals, 71 assists) for second consecutive year.

* Had a career high 71 assists.

* Selected to play in NHL All-Star Game for second-straight year.

2017-18

* Had 91 points (23 goals, 68 assists) to help the Jets finish with a franchise-record 114 points.

* Contributed 21 points (three goals, 18 assists) in 17 games to help Winnipeg advance to the Western Conference Final.

* Led the NHL in assists with 68 and was selected to the NHL's Second All-Star Team.

* Named as a finalist for the Mark Messier NHL Leadership Award.

* Selected to the NHL All-Star Game.

2016-17

* Named captain of the Jets on Aug. 31, 2016.

* Scored 26 goals for the third straight season and finished with 74 points.

2014-15

* Tied for second in the NHL with four shorthanded goals.

2013-14

* Had a career-high eight power play goals and played in all 82 games.

2008-2011

* Started his career with the Bruins, netting 110 points (50G, 60A) in 221 games.

* Selected to the NHL YoungStars Game in 2009 and earned MVP in the game.

AMATEUR CAREER

* Played three seasons at the University of Minnesota from 2005-2008

* Led the Golden Gophers in points (35) and assists (20), while he shared the lead in goals (15) in 2007-08

* Won a WCHA championship in 2007 and was named the WCHA's tournament MVP

* Played the 2004-05 season with the Green Bay Gamblers of the USHL

INTERNATIONAL CAREER

* Represented the United States at the 2014 Olympics, 2016 World Cup of Hockey, 2011 World Championship and 2006 World Junior Championship.



CAREER TRANSACTIONS

- * Selected by the Phoenix Coyotes in the first round, fifth overall, of the 2004 NHL Entry Draft.
- * Signed as a free agent by Boston, July 1, 2008.
- * Traded to Atlanta by Boston with Mark Stuart for Rich Peverley and Boris Valabik, February 18, 2011.
- * Transferred to Winnipeg after Atlanta franchise relocated, June 21, 2011.
- * Signed as a free agent by Munchen (Germany), October 28, 2012.
- * Signed as a free agent by NY Rangers, July 1, 2023.

CAREER STATISTICS

SEASON	TEAM	LEAGUE	REGULAR SEASON					PLAYOFFS				
			GP	G	A	PTS	PIM	GP	G	A	PTS	PIM
2005-06	Univ. of Minnesota	NCAA	39	9	14	23	41	-	-	-	-	-
	USA U20	WJC-20	7	2	0	2	6	-	-	-	-	-
2006-07	Univ. of Minnesota	NCAA	44	18	20	38	42	-	-	-	-	-
2007-08	Univ. of Minnesota	NCAA	44	15	20	35	72	-	-	-	-	-
2008-09	Bruins	NHL	81	21	24	45	46	8	0	0	0	0
2009-10	Bruins	NHL	82	18	20	38	53	13	1	5	6	6
2010-11	Bruins	NHL	58	11	16	27	32	-	-	-	-	-
	Thrashers	NHL	23	7	10	17	14	-	-	-	-	-
	USA	WC	7	2	3	5	6	-	-	-	-	-
2011-12	Jets	NHL	80	17	47	64	55	-	-	-	-	-
2012-13	EHC München	DEL	15	6	14	20	51	-	-	-	-	-
	Jets	NHL	48	19	22	41	28	-	-	-	-	-
2013-14	Jets	NHL	82	28	41	69	63	-	-	-	-	-
	USA	OG	6	0	1	1	2	-	-	-	-	-
2014-15	Jets	NHL	79	26	35	61	73	4	1	0	1	2
2015-16	Jets	NHL	82	26	52	78	49	-	-	-	-	-
2016-17	Jets	NHL	82	26	48	74	47	-	-	-	-	-
	USA	WCup	3	0	1	1	0	-	-	-	-	-
2017-18	Jets	NHL	81	23	68	91	52	17	3	18	21	10
2018-19	Jets	NHL	82	20	71	91	60	6	1	4	5	6
2019-20	Jets	NHL	71	22	43	65	37	4	0	1	1	5
2020-21	Jets	NHL	50	15	31	46	50	8	2	3	5	0
2021-22	Jets	NHL	65	17	43	60	36	-	-	-	-	-
2022-23	Jets	NHL	72	16	39	55	46	5	2	4	6	0
NHL TOTALS			1,118	312	610	922	741	65	10	35	45	29

STATISTICAL BREAKDOWN

SEASON	PPG	SHG	GWG	+/-	S	S%	TF	F%	H	BS	MIN
2008-09	3	2	3	36	150	14	34	38.2	49	26	13:41
2009-10	3	1	2	-4	159	11.3	27	48.2	70	33	15:47
2010-11	0	0	2	10	179	10.1	148	35.1	74	47	16:15
2011-12	6	0	3	3	208	8.2	10	40	113	46	19:05
2012-13	2	0	2	-3	129	14.7	18	22.2	90	39	18:48
2013-14	8	0	4	4	225	12.4	40	37.5	150	68	18:41
2014-15	2	4	6	26	244	10.7	48	45.8	128	54	19:40
2015-16	3	2	5	8	256	10.2	28	35.7	92	56	19:47
2016-17	5	2	4	6	259	10	94	45.7	100	51	20:09
2017-18	6	0	2	13	246	9.4	362	45.9	94	66	20:15
2018-19	2	2	3	0	231	8.7	88	35.2	81	53	20:43
2019-20	4	1	2	1	180	12.2	652	49.9	102	51	19:19
2020-21	4	0	2	-17	113	13.3	8	37.5	63	30	18:20
2021-22	3	0	2	-15	167	10.2	21	19.1	62	37	19:32
2022-23	7	0	6	-3	126	12.7	126	51.6	54	35	17:03
TOTALS	58	14	48	65	2,872	10.9	1,704	45.2	1,322	692	18:27

CAREER HIGHLIGHTS

CAREER HIGHS (LAST TIME)


GOALS	4, 3/3/19 at CBJ
ASSISTS	4 (6x), 2/16/22 vs. MIN
POINTS	5 (2x), 2/12/22 at NSH
PIM	17, 10/12/14 at LAK
SHOTS	11, 12/14/18 at CHI
PLUS/MINUS	4 (4x), 5/11/21 vs. VAN
ICE TIME	27:04, 1/23/17 vs. ANA
GOAL STREAK	2 (5x), 12/7/21 - 12/8-21 (2)
ASSIST STREAK	5, 12/27/16 - 1/4/17 (6)
POINT STREAK	5, 12/27/16 - 1/14/17 (1G-6A)

NHL FIRSTS

GAME	10/9/08 at COL
GOAL	10/9/08 at COL (Budaj)
ASSIST	11/1/08 vs. DAL

NHL AWARDS

NHL Second All-Star Team - 2018
NHL All-Star Game - 2017-18, 2018-19



MIKA

ZIBANEJAD

CENTER

93

HEIGHT: 6'2" - WEIGHT: 201 - SHOOTS: RIGHT - BORN: APR 18, 1993 - BIRTHPLACE: STOCKHOLM, SWE

PROFESSIONAL CAREER

2022-23

* Had a career-high of 91 points (39G-52A), becoming the third Rangers center since 1982-83 to record 90 points in a season (Gretzky, Messier).

* Since 2007-08, only Panarin and Zibanejad have recorded 90 or more points in a season for the Rangers.

* Fourth Rangers player in the past 25 years to record consecutive 80-point seasons. The others: Artemi Panarin (2021-22 - 2022-23), Jaromir Jagr (2005-06 - 2006-07) and Wayne Gretzky (1996-97 - 1997-98).

* Had a career-high 20 power play goals, tied for the third most in the NHL.

* Recorded his second season with 50 or more assists. The only players in franchise history with more such campaigns are Brian Leetch (6x), Rod Gilbert (4x), Mark Messier (4x), Wayne Gretzky (3x), Jean Ratelle (3x) and Artemi Panarin (3x).

* Named the Rangers' Most Valuable Player, as voted on by members of the Rangers media.

2021-22

* Recorded 81 points (29G-52A) in 81 games

* Established a career high in points, assists, plus/minus rating (+30)

* Ranked second the team in goals, points, and takeaways (62), third in assists and P/GP (1.00), and fourth in power play points (28)

* Led the team in plus/minus rating

* Led Rangers forwards in TOI/GP (23:54)

* Had a career-high tying 15 PPGs

* Tied for sixth in the NHL in playoff points (24), led Rangers

* Tied for seventh in the NHL in playoffs goals (10)

* Ranked eighth in playoff assists (14)

* Scored his first goal of the season on Oct. 18 at TOR while also recording his 100th career multi-point game

* With his 55th power-play goal with the Rangers on Nov. 2 at VAN, passed Tomas Sandstrom for the 14th most in team history; 138th goal with New York tied him with Bill Fairbairn for the 31st most in franchise history

* On Dec. 1 vs. PHI, tallied his 300th point as a Ranger (140G-160A), becoming the 42nd player to record 300 points with the franchise; required the fewest games (343 GP) to reach the mark with the club since Jaromir Jagr (257 GP)

* Recorded his 500th career point on Mar. 25 vs. PIT; became the 11th Swedish-born center to reach the milestone and third center from the 2011 NHL Draft class to notch 500 points (Mark Scheifele, Ryan Nugent-Hopkins). Of all skaters who made their debut in 2011-12 or later, became the 14th to reach 500 points in 669 games or less

* Recorded two goals and two assists for four points, his first career playoff four-point game, in G6 of First round; scored two goals in a span of 1:16 to tie the game at 2-2. The last Rangers player to score twice in that span or faster in a playoff game was Don Maloney (0:26 in Game 3 of 1979 QF)

* In G7 of First Round, recorded three points (1G-2A), including an assist on the overtime winner; scored the tying goal with 5:45 remaining in regulation, marking the first time in franchise history a Rangers player has tied a Game 7 in the final 10 minutes of the third period

* In G7 of Second Round, registered three assists, becoming the second player in franchise history to record three-plus assists in a Game 7 (James Patrick - 1992 DSF vs. NJD)

* Tied Adam Graves (6 in 1996) for the most PPGs in a single playoff year



2020-21

* Registered 50 points (24 goals, 26 assists) in 56 games with the Rangers

* Led the NHL in power play shot attempts (117) and shorthanded shot attempts (44), and ranked second in power play shots on goal (72)

* Was the only NHL forward who logged at least 200:00 of power play ice time and 130:00 of shorthanded ice time

* Tied for fifth in the NHL in power play goals (10), tied for sixth in game-winning goals (seven), tied for 13th in goals, ranked 15th in faceoff wins (479), ranked 16th in shots on goal (171), and tied for 17th in takeaways (39)

* Tied for sixth among NHL centers in goals and tied for 12th in points

* Led the Rangers in several categories, including goals, game-winning goals, shots on goal, and takeaways, and ranked second in points and power play goals

* Led the Rangers in goals for the fourth consecutive season; became the second player in franchise history to lead the Rangers in goals for at least four consecutive seasons (Bill Cook – five straight seasons from 1928-29 – 1932-33)

* Was one of three players who skated in each of the Rangers' 56 games during the season

* Recorded six of his team-leading seven game-winning goals on the road; his road six game-winning goals were tied for the second-most in one season in Rangers history (Nash – seven in 2014-15; Jagr – six in 2005-06)

* Established single-game career-highs with six points (three goals, three assists) and a plus-five rating, registering all six points in the second period, tallied a natural hat trick with one even strength goal, one power play goal, and one shorthanded goal, and registered his 400th career NHL point on Mar. 17 vs. PHI; became the second player in NHL history to register six points in one period (Bryan Trottier), and tied the Rangers' single-period franchise record for goals

* Became the first Ranger to tally at least six points in one game since Messier on Nov. 25, 1992 at PIT

* Tied a single-game career-high with six points (three goals, three assists), recording his second six-point game and natural hat trick in a five-game span (both against PHI), tallied three power play goals, led the Rangers with five shots on goal,

and posted a plus-three rating on Mar. 25 at PHI; became the third player in NHL history to score a natural hat trick in consecutive games against the same opponent in a single season and became the first player in NHL history to register six or more points in consecutive games played against one opponent within the same regular season

* Became the second Ranger in franchise history to register multiple six-point games (along with Hedberg) and the first to do so in one season

* Became the seventh Ranger in franchise history to register at least three power play goals in one game

* Led all skaters with seven shots on goal and eight faceoff wins (8-for-16; 50.0%) in 19:48 of ice time while skating in his 600th career NHL game on May 1 at NYI

* Recorded two goals, including the game-winning goal (which was his 200th career NHL goal), led all skaters with six shots on goal, and posted a plus-two rating on May 8 at BOS.

2019-20

* Established career-highs in several categories, including goals (41), points (75), average ice time (21:38), power play goals (15), power play points (27), shorthanded goals (three), shorthanded assists (two), and shorthanded points (five), and tied his career-high in plus/minus rating (plus-nine)

* Led the NHL (min. five games played) in goals per game (0.72); his 0.72 goals per game average was the third-best by a Ranger in one season (min. 30 games played) in franchise history (Bill Cook – 0.75 in 1926-27; Ratelle – 0.73 in 1971-72)

* Became the fourth Ranger to lead the NHL in goals per game (min. 30 games played) in a season in franchise history (Bill Cook – 1926-27 and 1932-33; Lynn Patrick – 1941-42; Camille Henry – 1962-63)

* His 41 goals were tied for the 14th-most in one season in franchise history

* Reached the 40-goal plateau in fewer personal games (56) than any other Ranger in franchise history

* Was the 20th different Ranger who posted a 40-goal season in franchise history, and it was the 24th instance of a player tallying 40 or more goals in a season with the Blueshirts in franchise history

- * Became the first Ranger to record 40 or more goals in a season since Nash in 2014-15 and was also the first Rangers center who tallied at least 40 goals in a season since Messier in 1995-96
 - * Ranked third in the NHL in power play goals and shorthanded points, ranked fifth in goals, tied for fifth in shorthanded goals, ranked seventh (min. 10 games played) in points per game (1.32), tied for eighth in power play points, tied for ninth in shots on goal per game (min. 10 games played - 3.65), overtime goals (two), and shorthanded assists, tied for 10th in game-winning goals, and tied for 12th in points
 - * His 1.32 points per game average was the 11th-best in one season (min. 40 games played) in franchise history; was the first Rangers center who averaged at least 1.32 points per game in a season since Messier in 1995-96 (1.34)
 - * Was the only NHL player who recorded 15 or more power play goals and three or more shorthanded goals; over the last 10 seasons, is one of only three NHL players who have recorded at least 15 power play goals and three shorthanded goals in the same season (Ryan Kesler - 2010-11; Leon Draisaitl - 2018-19)
 - * Became the second Ranger to record at least 15 power play goals and at least three shorthanded goals in the same season since the NHL began to track goals by strength in 1933-34 (Graves - 1993-94)
 - * Played in 29 games which the Rangers won; registered a point in 26 of those 29 games, and tallied a goal in 23 of those 29 contests
 - * Of his 41 goals, 17 were the go-ahead goal in the game; ranked second in the NHL in go-ahead goals (Pastrnak - 18)
 - * Recorded 20 of his 41 goals in either the third period or overtime; was tied for second in the NHL in goals in either the third period or overtime
 - * Ranked fifth among NHL forwards in average ice time this season (21:38), and was the only NHL player who averaged at least 3:30 of power play ice time per game and at least 2:30 of shorthanded ice time per game; was the first NHL forward who averaged at least 3:30 of power play ice time per game and at least 2:30 of shorthanded ice time per game in the same season since Ryan Kesler in 2010-11, and was only the fourth Rangers forward who accomplished the feat since the NHL began to track ice time in 1997-98 (Nedved - 2002-03; Shanahan - 2006-07 and 2007-08; Drury - 2007-08)
 - * Led the Rangers in goals, power play goals, power play points, shorthanded goals, shorthanded points, game-winning goals (six), and faceoff wins (592), ranked second in points, average ice time, and shots on goal (208), and tied for fourth in assists (34)
 - * Selected as the NHL's First Star of the Week for the week ending on Oct. 6 (first week of the season)
 - * Posted a career-high nine-game point streak from Feb. 11 at WPG to Feb. 27 at MTL (eight goals, seven assists), including a career-high six-game goal streak from Feb. 16 vs. BOS to Feb. 27 at MTL; the six-game goal streak was tied for the longest in the NHL during the season (he posted two separate six-game goal streaks during the season and became the second Ranger in franchise history to post two six-game goal streaks in the same season (Turcotte - 1992-93))
 - * Selected as the NHL's Second Star of the Week for the week ending on Feb. 23
 - * Selected as the NHL's First Star of the Week for the week ending on Mar. 8
 - * Tallied two points (one goal, one assist) in three playoff games
 - * Tied a single-game playoff career-high with two points (one goal, one assist) while skating in a game-high 25:08 of ice time in Game 1 of the Qualifying Round at CAR on Aug. 1; became the second Rangers forward to log at least 25:00 of ice time in a playoff game which ended in regulation since the NHL began to track ice time in 1997-98 (Dubinsky - 25:45 of ice time in Game 3 of the Eastern Conference Quarterfinals in 2011 vs. WSH).
- 2018-19
- * Established career-highs in numerous categories, including games played (82), assists (44), total ice time (1,685:48), shots on goal (236), primary assists (25), power play assists (12), faceoff wins (831), faceoffs taken (1,673), and takeaways (69)
 - * Was named the Rangers' Most Valuable Player and the winner of the Steven McDonald Extra Effort Award; became the sixth Ranger to be named the team's MVP (as chosen by the media) and to receive the Steven McDonald Extra Effort Award (as chosen by the fans) in the same season, joining Graves (1992-93 and 1993-94), Messier (1994-95 and 1995-96), Leetch (1996-97), Gretzky (1997-98), and Lundqvist (2017-18) as the only

Rangers to accomplish the feat

* Was the only Ranger who played in all of the team's 82 games during the season; played in all 82 games of a season for the first time in his NHL career

* Led the Rangers in numerous categories, including goals (30), assists, points (74), primary assists, power play goals (11), power play assists, power play points (23), shots on goal, game-winning goals (five), takeaways, faceoff wins, faceoffs taken, and total ice time

* Became the 13th different Ranger to lead the team in goals, assists, and points in the same season (and the first to do so since Dubinsky in 2010-11); it was the 18th instance in franchise history that one player led the team in goals, assists, and points in the same season

* Became the third center in franchise history to register at least 30 goals in a season when 25 years old or younger (Pavelich and Turcotte), and also became the third center in franchise history to record at least 70 points in a season when 25 years old or younger (Tkaczuk and Pavelich)

* Was one of seven NHL players who recorded 30 or more goals and won at least 800 faceoffs (Barkov, Crosby, Larkin, Scheifele, Tavares, Toews), and was one of 10 NHL players who registered at least 30 goals and 60 or more takeaways (Aho, Barkov, Draissaitl, Larkin, McDavid, Monahan, Scheifele, Stone, Toews)

* Was one of five NHL forwards who logged at least 1,250 minutes of even strength ice time, 200 minutes of power play ice time, and 150 minutes of shorthanded ice time during the season (Barkov, Couturier, Kopitar, O'Reilly)

* Ranked eighth in the NHL in faceoffs taken and ranked 11th in the NHL in faceoff wins and power play shots on goal (70)

* Became the first Rangers forward to lead the team in total ice time since the NHL began to track the statistic in 1997-98; his 1,685:48 of ice time was the sixth-most by a Rangers forward in one season since 1997-98

* His 831 faceoff wins were the fourth-most a Ranger recorded in one season since the NHL began tracking the statistic in 1997-98, and his 1,673 faceoffs taken were the third-most a Ranger has taken in one season since 1997-98

* Led the NHL in shootout attempts (11) and tied for the NHL lead in shootout goals (five); tied the Rangers' single-season record for shootout goals

* Took a shot in every shootout the Rangers had during the season

* Named an alternate captain prior to the start of the season

* Tallied four points (two goals, two assists), registered a power play goal and a shorthanded goal, and recorded the game-winning goal on Oct. 23 vs. FLA; became the first Ranger to tally a power play goal and a shorthanded goal in the same period since Dubinsky (Apr. 12, 2009 at PHI) and became the first Ranger to record a power play point and a shorthanded point in the same period of a game since Callahan (Mar. 28, 2012 at WPG)

* Recorded his 100th career point with the Rangers by notching an assist on Nov. 15 at NYI

* Tallied two assists and won 12 of 16 faceoffs (75.0%) on Nov. 21 vs. NYI

* Named the NHL's Second Star of the Week for the week ending on Jan. 20; led the NHL with five goals during the week

* Named the NHL's Third Star of the Week for the week ending on Feb. 3; tallied six points (three goals, three assists) in three games and notched a point on all six Rangers goals

* Tallied two assists, including his 300th career NHL point, on Mar. 9 vs. NJD

2017-18

* Tied for sixth in the NHL in power play goals (14)

* Was one of seven NHL players who registered 27 or more goals, 47 or more points, and 14 or fewer penalty minutes (Barkov, Dadonov, DeBrincat, W. Karlsson, Matthews, and Rakell)

* Led the Rangers in goals (27), power play goals, power play points (21), shots on goal (212), faceoff wins (654), and faceoffs taken (1,287), tied for the team lead in game-winning goals (four), ranked second in points (47), ranked fourth in takeaways (49), and ranked fifth in hits (92)

* Recorded 22 points (11 goals, 11 assists) and two penalty minutes in the first 22 games of the season

* Tallied three points (one goal, two assists), all in the third period, recorded two power play points (one power play goal, one power play assist), notched his 200th career NHL point, registered the game-winning goal, led all skaters with 14

faceoff wins (14-for-21; 66.7%), and recorded four shots on goal in 19:50 of ice time on Oct. 31 vs. VGK

* Recorded a power play goal, tied for the game-high with five shots on goal, led all skaters with 14 faceoff wins (14-for-25; 56.0%) and logged 20:37 of ice time while skating in his 400th career NHL game on Mar. 20 vs. CBJ.

2016-17

* Established a career-high in faceoff win percentage (52.0%; 494-for-950)

* Recorded a point in 28 of the 56 games he played (14 goals, 23 assists); the Rangers posted a 33-17-6 record when he was in the lineup

* Registered two assists, including his first assist/point as a Ranger, while making his Rangers debut on Oct. 13 vs. NYI

* Recorded two points (one goal, one assist), including his first goal as a Ranger, and won 15 of 22 faceoffs (68.2%) on Oct. 15 at STL

* Tallied a goal and won 17 of 24 faceoffs (70.8%) while skating in his 300th career NHL game on Nov. 20 vs. FLA

* Recorded his 100th career NHL assist on Feb. 5 vs. CGY

* Established playoff career-highs in games played (12), goals (two), assists (seven), points (nine), and plus/minus rating (plus-four)

* Tied for the NHL lead in shorthanded assists (one), tied for second in shorthanded points (one), and tied for third in overtime goals (one) in the playoffs

* Led the Rangers in assists, points, and overtime goals, tied for the team lead in game-winning goals (one), faceoff wins (102), and shorthanded assists, ranked second in shots on goal (34), tied for second in shorthanded points and power play assists (one), and tied for third in plus/minus rating in the playoffs

* Tied a single-game playoff career-high with two points (one goal, one assist), registered his first career Stanley Cup Playoff overtime goal, which was also his first career Stanley Cup Playoff game-winning goal, and posted a plus-two rating in Game 5 of the First Round at MTL on Apr. 20

* Tallied five points (one goal, four assists) in the Second Round against OTT

* Tied single-game playoff career-highs with two assists and two points and won 16 of 27 faceoffs

(59.3%) while skating in a single-game playoff career-high 25:46 of ice time in Game 2 at OTT on Apr. 29

* Tied a single-game playoff career-high with two points (one goal, one assist) in Game 6 vs. OTT on May 9.

2015-16

* Established a career-high in game-winning goals (seven)

* Was one of 11 NHL centers who logged at least 1,000 even strength minutes of ice time, 200 power play minutes of ice time, and 100 shorthanded minutes of ice time

* Tied for fifth in the NHL in shootout goals (four; 4-for-9) and game-deciding goals (two)

* Led Ottawa in game-winning goals, faceoff wins (659), and faceoffs taken (1,306), ranked third in shorthanded goals (two), tied for fourth in assists (30), and ranked fifth in points (51) and power play points (11)

* Tallied at least 20 goals and 40 points for the second consecutive season; was one of six players 22 years old or younger who tallied 20 or more goals in both 2014-15 and 2015-16

* Registered at least one point in 40 of 81 games

* Established a career-high with a five-game assist streak from Nov. 5 vs. WPG to Nov. 14 vs. NYR (five assists)

* Recorded his first career NHL hat trick on Feb. 27 at CGY; posted a natural hat trick in the third period, tallying three goals in a span of 2:38 ... Registered a five-game point streak from Mar. 12 vs. TOR to Mar. 22 vs. WSH.

2014-15

* Established career-highs in shootout goals (five) and hits (149)

* Tied for ninth in the NHL - and led Ottawa - in shootout goals

* Tied for third on the Senators in power play assists (10) and power play points (14), ranked fifth in goals (20) and assists (26), ranked sixth in points (46) and hits, and tied for sixth in power play goals (four)

* Tied for the team lead in points (four), power play assists (two), and power play points (three), and tied for second on the Senators in assists (three) in the playoffs

* Tied a single-game playoff career-high with two points (one goal, one assist) in Game 1 of the First Round at MTL on Apr. 15

* Tied single-game playoff career-highs with two assists and two points in Game 5 at MTL on Apr. 24.

2013-14

* Ranked third on the Senators in shootout goals (three), and tied for the team lead (min. two shootout attempts) in shootout shooting percentage (50.0; 3-for-6)

* Posted a three-game goal streak from Nov. 27 at WSH to Dec. 1 vs. DET

* Skated in his 100th career NHL game on Feb. 8 at BOS.

2012-13

* Tied for the team lead – and tied for sixth among NHL rookies - in plus/minus rating

* Registered his first career NHL goal on Jan. 30 vs. MTL

* Recorded four points (one goal, three assists) in 10 playoff games

* Registered two assists, including his first career Stanley Cup Playoff assist/point, while making his Stanley Cup Playoff debut in Game 1 of the Eastern Conference Quarterfinals at MTL on May 2

* Tallied his first career Stanley Cup Playoff goal in Game 4 vs. MTL on May 7.

2011-12

* Recorded his first career NHL assist/point while making his NHL debut on Oct. 7 at DET.

AHL CAREER:

2013-14

* Tallied seven points (two goals, five assists) in six games with Binghamton.

2012-13

* Notched 11 points (four goals, seven assists) in 23 games with Binghamton

* Made his AHL debut on Oct. 13 vs. Wilkes-Barre/Scranton

* Recorded his first career AHL assist/point on Oct. 19 vs. Hershey

* Tallied his first career AHL goal on Nov. 16 vs. Adirondack.

EUROPEAN CAREER

2011-12

* Established SHL career-highs in assists (eight) and points (13), and tied SHL career-highs in goals (five) and games played (26)

* Tallied a point in 13 of the 26 games in which he played

* Posted a three-game point streak from Nov. 22 against Frolunda to Nov. 29 against MODO

* Recorded six points (four goals, two assists) in 10 games as part of Kvalserien, a round-robin tournament

* Skated in one game in SuperElit.

2010-11

* Established SHL career-highs in games played (26) and goals (five)

* Recorded nine points (five goals, four assists), which was the most by a player 18 years old or younger in the SHL during the season

* Made his SHL debut on Dec. 4 against Timrå

* Recorded two points (one goal, one assist) in seven SHL playoff games

* Established SuperElit career-highs in games played (27), goals (12), assists (nine), and points (21)

* Tallied three points (one goal, two assists) in three playoff games in SuperElit and earned a bronze medal with Djurgårdens J20

* Notched five points (three goals, two assists) in two contests with Djurgårdens J18.

2009-10

* Tallied four points (two goals, two assists) in 14 SuperElit games

* Recorded 36 points (14 goals, 22 assists) in 28 games with Djurgårdens J18

* Registered nine points (five goals, four assists) in five playoff games while helping Djurgårdens J18 earn a silver medal.

2008-09

Recorded four points (two goals, two assists) in 11 games with AIK J18.

INTERNATIONAL CAREER

2018

* Registered 11 points (six goals, five assists) and posted a plus-10 rating in 10 games while helping

Sweden win a gold medal at the 2018 IIHF World Championship

* Tied for fourth among all skaters in the tournament - and tied for the team lead - in goals, and tied for fifth among all skaters in the tournament in plus/minus rating.

2012

Registered five points (four goals, one assist) and posted a plus-three rating in six games while helping Sweden earn a gold medal at the 2012 IIHF World Junior Championship

* Tied for second on the team in goals during the tournament

* Tallied the "Golden Goal", scoring the game-winning goal in overtime of the gold medal game against Russia on Jan. 5. 2011: Recorded eight points (four goals, four assists) and a plus-eight rating in six games while helping Sweden earn a silver medal at the 2011 IIHF U18 World

Championship

* Tied for the team lead in points during the tournament.

2010

Recorded nine points (five goals, four assists) while helping Sweden earn a bronze medal at the 2010 World U17 Hockey Challenge

* Tied for first among all skaters in goals during the tournament.

CAREER TRANSACTIONS

* Selected by Ottawa in the first round, sixth overall, of the 2011 NHL Entry Draft.

* Acquired by the Rangers, along with a second-round pick in the 2018 NHL Entry Draft (later traded), in exchange for Derick Brassard and a seventh-round pick in the 2018 NHL Entry Draft (Luke Loheit), July 18, 2016

CAREER STATISTICS

SEASON	TEAM	LEAGUE	REGULAR SEASON					PLAYOFFS				
			GP	G	A	PTS	PIM	GP	G	A	PTS	PIM
2008-09	AIK J18	J18 Elit	11	2	2	4	2	-	-	-	-	-
	AIK U16	U16 SM	8	7	8	15	2	-	-	-	-	-
2009-10	Djurgardens J20	SuperElit	14	2	2	4	4	-	-	-	-	-
	Djurgardens J18	J18 Elit	28	14	22	36	18	5	5	4	9	4
	Sweden	WHC-17	6	5	4	9	4	-	-	-	-	-
2010-11	Djurgardens	SHL	26	5	4	9	2	7	1	1	2	2
	Djurgardens J20	SuperElit	27	12	9	21	12	3	1	2	3	0
	Djurgardens J18	J18 Elit	2	3	2	5	2	-	-	-	-	-
	Sweden	WJC-18	6	4	4	8	2	-	-	-	-	-
2011-12	Senators	NHL	9	0	1	1	2	-	-	-	-	-
	Djurgardens	SHL	26	5	8	13	4	-	-	-	-	-
	Djurgardens	Kvals-	-	-	-	-	-	10	4	2	6	2
	Djurgardens J20	SuperElit	1	0	0	0	2	-	-	-	-	-
	Sweden	WJC	6	4	1	5	2	-	-	-	-	-
2012-13	Senators	NHL	42	7	13	20	6	10	1	3	4	0
	Binghamton	AHL	23	4	7	11	10	-	-	-	-	-
2013-14	Senators	NHL	69	16	17	33	18	-	-	-	-	-
	Binghamton	AHL	6	2	5	7	2	-	-	-	-	-
2014-15	Senators	NHL	80	20	26	46	20	6	1	3	4	0
2015-16	Senators	NHL	81	21	30	51	18	-	-	-	-	-
2016-17	RANGERS	NHL	56	14	23	37	16	12	2	7	9	0
2017-18	RANGERS	NHL	72	27	20	47	14	-	-	-	-	-
	Sweden	WC	10	6	5	11	0	-	-	-	-	-
2018-19	RANGERS	NHL	82	30	44	74	47	-	-	-	-	-
2019-20	RANGERS	NHL	57	41	34	75	14	3	1	1	2	0
2020-21	RANGERS	NHL	56	24	26	50	18	-	-	-	-	-
2021-22	RANGERS	NHL	81	29	52	81	12	20	10	14	24	4
2022-23	RANGERS	NHL	82	39	52	91	20	7	1	3	4	6
NHL TOTALS			767	268	338	606	205	58	16	31	47	10
NYR TOTALS			486	204	251	455	141	42	14	25	39	10

STATISTICAL BREAKDOWN

SEASON	PPG	SHG	GWG	+/-	S	S%	TF	F%	H	BS	MIN
2011-12	0	0	0	-3	12	0.0	50	44.0	15	5	12:54
2012-13	3	0	0	9	90	7.8	343	46.4	82	19	13:34
2013-14	3	0	0	-15	153	10.5	397	46.1	118	28	14:20
2014-15	4	0	0	E	150	13.3	1,261	48.8	149	26	16:26
2015-16	2	2	7	-2	184	11.4	1,306	50.5	111	43	17:46
2016-17	4	0	2	9	119	11.8	950	52.0	23	27	17:04
2017-18	14	0	4	-23	212	12.7	1,287	50.8	92	64	17:58
2018-19	11	2	5	-12	236	12.7	1,673	49.7	134	66	20:34
2019-20	15	3	6	9	208	19.7	1,204	49.2	51	49	21:38
2020-21	10	2	7	2	171	14.0	1,034	46.3	75	44	20:06
2021-22	15	1	3	30	219	13.2	1,388	52.3	67	47	19:38
2022-23	20	1	5	25	251	15.5	1,398	49.5	71	48	19:58
TOTALS	101	11	39	29	2,005	13.4	12,241	49.7	988	466	18:11

CAREER HIGHLIGHTS

CAREER HIGHS (LAST TIME)

GOALS	5, 3/5/20 vs. WSH
ASSISTS	4, 12/29/18 at NSH
POINTS	6 (2x), 3/25/21 at PHI (3G-3A)
PIM	15, 3/5/19 at DAL
SHOTS	9 (3x), 10/17/22 vs. ANA
PLUS/MINUS	5, 3/17/21 vs. PHI
ICE TIME	26:24, 3/11/20 at COL
GOAL STREAK	6 (3x), 2/6/23 - 2/17/23 (8)
ASSIST STREAK	5 (2x), 4/5/23 - 4/13/23 (8)
POINT STREAK	9, 2/11/20 - 2/27/20 (8G-7A)

NHL FIRSTS

GAME	10/7/11 at DET
GOAL	1/30/13 vs. MTL (Budaj)
ASSIST	10/7/11 at DET

CAREER HAT TRICKS (8)

DATE	OPPONENT	GOALTENDER
2/27/16	at CGY	Ortio
1/31/19	at NJD	Kinkaid
10/5/19	at OTT	Anderson
3/5/20^	WSH	Samsonov
3/17/21	PHI	Hart
3/25/21	at PHI	Hart
4/25/21	BUF	Tokarski
1/2/22	TBL	Vasilevskiy

^ 5 goals

RANGERS RECORDS

Most power play goals in a single postseason - 2021-22 (6, tied with Adam Graves)
Most goals in one game - 5 (3/5/20 vs. Washington); tied with Don Murdoch (10/12/76) and Mark Pavelich
Most points in one period - 6 (second period on 3/17/21 vs. Philadelphia)
Most goals in one period - 3 (second period on 3/17/21 vs. Philadelphia); tied with several others
Fewest personal games to reach 40 goals in one season - 56 (2019-20)
Points on consecutive goals scored by the Rangers - 10 (recorded a point on 10 straight goals from 1/19/19)
Consecutive team games with a game-winning goal - 3 (2018-19) - tied with Rod Gilbert (1966-67)
Shootout goals in one season - 5 (2018-19); tied with 10 others
Consecutive games with a goal to begin a season - 4 (2017-18); tied with Rick Nash (2014-15)
Most shorthanded points in one game - 2 (11/30/19 at New Jersey); tied with several others

RANGERS AWARDS

Rangers MVP (as voted by the Professional Hockey Writers Association) - 2018-19, 2022-23
Steven McDonald Extra Effort Award - 2018-19, 2019-20
John Halligan Good Guy Award (Cooperation with Media) - 2018-19

NHL RECORDS

Most points in one period - 6 (second period on 3/17/21 vs. Philadelphia); tied with Bryan Trottier
Only player in NHL history to register 6 or more points in consecutive games played against one opponent in the same regular season (2020-21 vs. Philadelphia; 3/17/21 and 3/25/21)



BRETT BERARD

LEFT WING

HEIGHT: 5'9" - WEIGHT: 174 - SHOOTS: LEFT - BORN: SEP 9, 2002 - BIRTHPLACE: PROVIDENCE, RI

2022-23

* Signed an entry-level contract with the Blueshirts at conclusion of last season, played in three games with Hartford.

* Completed his junior season at Providence College where he recorded 10 goals and 14 assists for 24 points in 36 games.

* With the Friars, he ranked tied for third in goals and tied for second in points.

CAREER

* In three seasons at Providence College, posted 33 goals and 39 assists for 72 points in 91 games.


* In 2021-22, he led the team in goals (18) and points (38), and his eight power play goals were the most in Hockey East.

* In 2021-22, he was named a Walter Brown Award Semifinalist, the award given to the best American-born D-I college hockey player in New England.

* In his freshman campaign, he totaled 10 points (5G-5A) in 19 games.

* Internationally, Berard has competed at two World Junior Championships for the United States, winning gold in 2021 where he posted one goal, four assists and a +8 rating.

**ANTON
BLIDH**
LEFT WING



HEIGHT: 6'1" - WEIGHT: 196 - SHOOTS: LEFT - BORN: MAR 14, 1994 - BIRTHPLACE: MOLNLYCKE, SWE

2022-23

* Skated in 17 regular season games for Hartford after being acquired by the organization on March 3, recording seven goals and four assists for 11 points.

* In the 2023 Calder Cup Playoffs, he posted seven points (2G-5A) in nine games, ranking third on the team in points and assists.

* Prior to the trade, he split time between the Colorado Avalanche (14 GP) and Colorado Eagles (36 GP) of the AHL.

CAREER

* Has skated in 84 career NHL games split between the Avalanche and Boston Bruins, notching four goals and eight assists for 12 points.

* Has registered 111 points (59G-52A) in 331 career AHL games across parts of seven seasons between the Wolf Pack, Eagles and Providence Bruins. He has also added 12 points (6G-6A) in 34 playoff games.

* Spent two seasons playing in his native Sweden for Frolunda HC and Karlskrona HK.



TALYN
BOYKO
GOALTENDER

HEIGHT: 6'7" - WEIGHT: 212 - CATCHES: LEFT - BORN: OCT 16, 2002 - BIRTHPLACE: DRUMHELLER, AB

2022-23

* Has played in five seasons at the WHL level, split between the Tri-City Americans and Kelowna Rockets.

CAREER

* Had his best stretch at end of 2021-22 when he had a 28-12-4 record, 2.79 GAA and .913 SV% with Kelowna.

* Won the Canadian Sport School Hockey League (CSSHL) U15 Championship in 2016-17 with Pursuit of Excellence Prep; posted a 13-2-0 record, along with a 2.90 GAA and a 2 SO in 18 appearances during the season.

NIKOLAS
BROUILLARD
DEFENSEMAN



HEIGHT: 5'10" - WEIGHT: 172 - SHOOTS: LEFT - BORN: FEB 7, 1995 - BIRTHPLACE: ST. HYACINTHE, QC

2022-23

* Notched six goals and 33 assists for 39 points in 72 games for the San Diego Gulls of the AHL in 2022-23.


* Among team defensemen, he ranked tied for first in assists and second in goals and points.

CAREER

* In four seasons in the AHL, split between San Diego and the Toronto Marlies, has amassed 22 goals and 70 assists for 92 points in 168 games.

* Played one season in the ECHL with Orlando Solar Bears, tallying 21 points (7G-14A) in 39 games.

* Prior to turning pro full-time, Brouillard totaled 49 points (22G-27A) in 57 career games with McGill University (U SPORTS) and was named an OUA (Ontario University Athletics) All-Star in his last two seasons.



**LOUIS
DOMINGUE**
GOALTENDER

HEIGHT: 6'3" - WEIGHT: 209 - CATCHES: RIGHT - BORN: MAR 6 1992 - BIRTHPLACE: ST-HYACINTHE, QC

2022-23

* Appeared in 45 games with Hartford last season, posting a 22-12-8 record, .911 save percentage and 2.51 goals against average in addition to four shutouts.

CAREER

* Has appeared in 142 career NHL games (126 starts), split between the Pittsburgh Penguins (2021-22), Calgary Flames (2020-21), Vancouver Canucks (2019-20), New Jersey Devils (2019-20), Tampa Bay Lightning (2017-18 – 2018-19) and Arizona Coyotes (2014-15 – 2016-17), compiling a 59-60-10 record, 3.04 goals against average and .905 save percentage.


Had ad a career-best season in 2018-19 with the Tampa Bay Lightning, going 21-5-0 with a 2.88 goals-against average and .908 save percentage.

* Holds Coyotes all-time record in wins by a rookie goaltender (15) ... Awarded NHL Rookie of the Month in January 2016 going 6-3-2 in the month with a 2.20 goals-against average and .925 save percentage.

* Recorded 85 wins, a 2.64 goals-against average and .907 save percentage in 149 games in the QMJHL between the Moncton and Québec

* Best junior season came in 2011-12 with Québec posting a 23-8-4 record with 2.61 goals-against average and a league best .914 save percentage.

ADAM
EDSTROM
CENTER



HEIGHT: 6'7" - WEIGHT: 234 - SHOOTS: LEFT - BORN: OCT 12, 2000 - BIRTHPLACE: KARLSTAD, SWE


2022-23

* Played in three games with Hartford in the regular season, scoring a goal. Skated in five playoff games for the team.

* Appeared in 42 games with Rögle BK during the 2022-23 season, setting new career-highs in goals (9, assists (10), and points (19).

CAREER

* Over the course of five SHL seasons with Rögle BK and Mora IK, skated in 189 career games and scored 48 points (23G-25A).



**TURNER
ELSON**
CENTER

HEIGHT: 6'0" - WEIGHT: 188 - SHOOTS: LEFT - BORN: SEP 13, 1992 - BIRTHPLACE: NEW WESTMINSTER, BC

2022-23

* Had 41 points (17G-24A) in 72 games with Hartford as an assistant captain. On Wolf Pack, ranked first in games played, tied for fifth in goals, fourth in assists and fifth in points.

* Notched six points (2G-4A) in nine playoff games.


CAREER

* Has skated in three career NHL games, two games with the Red Wings and one with the Calgary Flames on April 9, 2016. In his NHL debut, he recorded an assist in 14:54 of ice time against Minnesota.

* Has played in parts of 12 seasons in the AHL, split between Hartford, Abbotsford, Adirondack, Stockton, San Antonio, and Grand Rapids, compiling 112 goals and 139 assists for 251 points and a plus-36 rating in 541 games.

* In 2013-14, was a part of the ECHL's Kelly Cup winning Alaska Aces.

**DYLAN
GARAND**
GOALTENDER



HEIGHT: 6'3" - WEIGHT: 177 - CATCHES: LEFT - BORN: JUN 7, 2002 - BIRTHPLACE: VICTORIA, BC

2022-23

* Played his first full professional season with Hartford, posting a 13-14-3 record, .894 save percentage and 3.01 GAA in 32 games.

CAREER

* CHL's Goaltender of the Year and WHL's Goaltender of the Year for 2021-22.

* Among the WHL leaders in all major goaltending categories in 2021-22, including goals-against average (2.16, second), save percentage (.925, second), wins (34, T-1st), and shutouts (four, T-4th).

* In 136 career WHL regular season appearances, accrued a record of 90-31-5-2 with a 2.33 GAA, .919 SV%, and 12 shutouts.

* Led Canada to a gold medal at the 2022 World Junior Championship.

* In 2017-18, helped Team British Columbia win the WHL Cup.



KARL
HENRIKSSON
CENTER

HEIGHT: 5'10" - WEIGHT: 178 - SHOOTS: LEFT - BORN: FEB 5, 2001 - BIRTHPLACE: MALMO, SWEDEN

2022-23

* Skated in 70 games with Hartford, notching 10 goals and seven assists for 17 points.

* Ranked second on the team in games played.

CAREER

* Played in 40 games for Frolunda in 2021-22, notching three goals and six assists for nine points and a plus-4 rating. Added three points (2G-1A) in nine playoff games for the team.

* In parts of four seasons with the SHL club, he has notched four goals and 13 assists for 17 points in 94 games.

* Has played for Sweden in both the U20 and U18 WJC, winning a gold medal


* Helped Frolunda's U18 team win the gold medal in the league by recording seven points (two goals, five assists) and a plus-eight rating in seven playoff games.

* Tallied three points (one goal, two assists) in seven games while helping Sweden earn a bronze medal at the 2020 IIHF World Junior Championship. Registered nine points (three goals, six assists) in seven games while helping Sweden win a gold medal at the 2019 IIHF U18 World Championship. Named one of the Top Three Players on his Team in the tournament, as he led Sweden in assists and points.

* Helped Sweden earn a silver medal at the 2018 Hlinka Gretzky Cup; registered two goals in five games during the tournament.

* Selected by the Rangers in the second round, 58th overall, of the 2019 NHL Entry Draft.

MAC
HOLLOWELL
DEFENSEMAN



HEIGHT: 5'9" - WEIGHT: 162 - SHOOTS: RIGHT - BORN: SEP 26, 1998 - BIRTHPLACE: NIAGRA FALLS, ON

2022-23

* Spent the majority of the season with the Toronto Marlies, recording 13 assists in 18 games with them.

* He skated in six games for the Maple Leafs last season as well after making his NHL debut on November 23 at New Jersey, notching two assists and a plus-3 rating.

CAREER

* In five seasons at the AHL level, all with the Marlies, has amassed 10 goals and 51 assists for 61 points in 124 games.

* His AHL career-highs across the board came in 2021-22 when he posted five goals and 21 assists for 26 points and a plus-10 rating in 45 games.

* Played five seasons for the Soo Greyhounds of the Ontario Hockey League (OHL) prior to turning pro, compiling 42 goals and 141 assists for 183 points in 259 games.

* As an assistant captain during the 2018-19 campaign, he posted the most goals (24) and most points (77) by an OHL defenseman that season and was named to the OHL First All-Star Team.



RYDER
KORCZAK
CENTER

HEIGHT: 5'10" - WEIGHT: 171 - SHOOTS: LEFT - BORN: SEP 23, 2002 - BIRTHPLACE: YORKTON, SK

2022-23

* Made his professional debut with Hartford in 2022-23, playing in five contests.

* Tabbed 69 points (28G-41A) in 48 games played and a plus-13 rating with the Moose Jaw Warriors of the WHL. Added 11 points (3G-8A) in 10 playoff games.

* Ranked fourth on Moose Jaw in points and assists and tied for third in goals.

CAREER

* Played six seasons in the WHL between Calgary and Moose Jaw, recording 82 goals and 164 assists for 246 points in 248 games.

* Drafted in the 3rd round, 75th overall, by the New York Rangers in the 2021 NHL Entry Draft

OLOF
LINDBOM
GOALTENDER



HEIGHT: 6'1" - WEIGHT: 190 - CATCHES: LEFT - BORN: JUL 23, 2000 - BIRTHPLACE: STOCKHOLM,

2022-23

* Made his North American pro debut with both Hartford (AHL) and Jacksonville (ECHL) in 2022-23.

CAREER

* Spent the 2021-22 season in his native Sweden playing for Kristianstads IK of the HockeyAllsvenskan. He posted a record of 10-15-0 in 27 appearances.

* Helped lead Sweden to a Bronze medal at the U18 World Junior Championship during the 2017-18 season. He was named the tournament's best goaltender and to the tournament's All-Star Team.



BRYCE
MCCONNELL-BARKER
CENTER

HEIGHT: 6'1" - WEIGHT: 188 - SHOOTS: LEFT - BORN: JUNE 4, 2004 - BIRTHPLACE: LONDON, ON

2022-23

* As captain of the Soo Greyhounds (OHL) in 2022-23, posted 30 goals and 47 assists for 77 points in 68 games.


* Ranked first on the team in points and assists.

CAREER

* In three seasons at the OHL level, has notched 53 goals and 73 assists for 126 points in 136 games.

* Played for the London Junior Knights from 2018-19 - 2019-20 before going to play in the OHL.

**RILEY
NASH**
CENTER



HEIGHT: 6'1" - WEIGHT: 187 - SHOOTS: RIGHT - BORN: MAY 9, 1989 - BIRTHPLACE: CONSORT, ALBERTA

2022-23

* Spent the 2022-23 season with the Charlotte Checkers of the AHL as an alternate captain, recording 24 goals and 35 assists for 59 points in 66 games.

* On Charlotte, he ranked first in assists and points while ranking tied for first in goals.

CAREER

* Has recorded 176 points (63G-113A) in 627 games at the NHL level between the Arizona Coyotes, Tampa Bay Lightning, Winnipeg Jets, Columbus Blue Jackets, Boston Bruins and Caroline Hurricanes.

* In 2017-18 with the Bruins, he posted career-highs in goals (15), assists (26) and points (41).

* Has accumulated 42 career playoff games as well, notching two goals and six assists for eight points over six playoff campaigns.

* Selected by the Edmonton Oilers in the first round (No. 21) of the 2007 NHL Draft, Nash played alongside his brother, Brenden, at Cornell University and was named ECAC Rookie of the Year with 12 goals and 20 assists in 2008.

* Finished his Cornell career with 102 points (37G-65A) and 101 penalty minutes in 102 career games with the Big Red. Was +23 for his collegiate career

* Was on the ECAC First All-Star Team in 2009



BRENNAN OTHMANN

LEFT WING

HEIGHT: 6'0" - WEIGHT: 186 - SHOOTS: LEFT - BORN: JAN 5, 2003 - BIRTHPLACE: PICKERING, ON

2022-23

* Was a part of the OHL-winning Peterborough Petes in 2022-23, tallying 25 points (8G-17A) in 23 playoff games with the team.

CAREER

* In three seasons at the OHL level, split between Flint and Peterborough, has posted 96 goals and 101 assists for 197 points in 177 games.

* Scored 33 points (17G-16A) in 55 games with Flint in 2019-20, when he was named to the league's First All-Rookie Team.

* Has won two gold medals at the U-20s with Team Canada.

* Scored 16 points (7G-9A) in 34 games with Olten of the Swiss League, the second-tier league in Switzerland during the 2020-21 season.

* Helped Canada win the 2021 IIHF Under-18 World Championship by scoring six points (3G-3A) in seven games.

LAURI
PAJUNIEMI
RIGHT WING



HEIGHT: 6'0" - WEIGHT: 202 - SHOOTS: RIGHT - BORN: SEP 12, 1999 - BIRTHPLACE: TAMPERE, FINLAND

2022-23

* Notched 19 goals and 19 assists for 38 points in 68 games for Hartford, while also notching a plus-10 rating.

* Finished sixth on the Wolf Pack in points and fourth in goals.

CAREER

* Played in his first season with Hartford in 2021-22, notching 13 goals and 13 assists for 26 points in 51 games. Finished second among qualifying rookie forwards in points and finished third overall among rookies in scoring and ninth overall on the club.

* In four seasons with TPS in Liiga, posted 55 goals and 43 assists for 98 points in 173 games.

* In 2020-21, registered 38 points (22 goals, 16 assists) and a plus-12 rating in 48 games with TPS in Liiga. Established Liiga career-highs in assists and plus/minus rating.

* Registered one goal in four games while representing Finland at the 2016 Ivan Hlinka Memorial Tournament.

* Selected by the Rangers in the fifth round, 132nd overall, of the 2018 NHL Entry Draft.



MATT REMPE

CENTER

HEIGHT: 6'7" - WEIGHT: 241 - SHOOTS: RIGHT - BORN: JUN 29, 2002 - BIRTHPLACE: CALGARY, AB

2022-23

* Skated in 53 games for the Hartford Wolf Pack, notching six goals and four assists for 10 points.


CAREER

* Over the course of his career in the WHL, has collected 59 points (30G-29A) in 111 games, all with Seattle Thunderbirds.

* In 2019-20, he was named the "Most Improved Player" on the Thunderbirds.

* Skated in two games with Spruce Grove of the Alberta Junior Hockey League (AJHL).

MATTHEW
ROBERTSON
DEFENSEMAN



HEIGHT: 6'4" - WEIGHT: 209 - SHOOTS: LEFT - BORN: MAR 9, 2001 - BIRTHPLACE: EDMONTON, AB

2022-23

* Had 23 points (5G-18A) in 57 points for the Wolf Pack, ranking fourth among team defensemen in points.

CAREER

* In 2021-22, skated for Hartford in his first season in the AHL, recording one goal and 10 assists for 11 points in 65 games.

* Played in parts of five seasons for the Edmonton Oil Kings of the WHL, compiling 31 goals and 96 assists for 127 points in 208 games.

* Was named to WHL East Second All-Star Team in 2020

* In 2018-19, was named to the CHL Top Prospects Game.



**BRANDON
SCANLIN**
DEFENSEMAN

HEIGHT: 6'4" - WEIGHT: 218 - SHOOTS: LEFT - BORN: JUN 2, 1999 - BIRTHPLACE: HAMILTON, ON

2022-23

* Tallied four goals and 11 assists for 15 points and a plus-21 rating in 61 games with Hartford.

* Added an additional assist in nine playoff games for the Wolf Pack.

CAREER

* In a combined 76 contests over parts of two seasons in Hartford, has notched four goals and 12 assists for 16 points and a plus-20 rating.


* Signed by Rangers after a successful career at the University of Nebraska-Omaha, where he accumulated 11 goals and 51 assists for 62 points in 98 games stretched over three seasons.

* In his final season, he registered six goals and 25 assists for 31 points in 38 games, ranking tied for second among NCAA defensemen in assists and tied for sixth in points.

* In 2020-21, Scanlin was named to the Honorable Mention All-NCHC Team and in 2019-20, he was named to the NCHC All-Rookie Team.

* Prior to playing at the college level, played two seasons for the Brooks Bandits of the Alberta Junior Hockey League (AJHL), where he registered 84 points (24G-60A) in 98 games. In 2018-19, he helped guide the Bandits to a AJHL championship and later, a victory in the Canadian Junior A National Championship game.

**ADAM
SYKORA**
LEFT WING



HEIGHT: 5'11" - WEIGHT: 192 - SHOOTS: LEFT - BORN: SEP 7, 2004 - BIRTHPLACE: PIESTANY, SLOVAKIA

2022-23

* Made his North American debut with Hartford for two regular season games and an additional four playoff games.

* Appeared in 38 games with HK Nitra of the Slovak Extraliga, scoring 21 points (8G-13A).


* His 21 points were good for third overall in scoring on the club, while his 13 assists tied him for second in that category.

CAREER

* Over the course of three seasons with HK Nitra, Sýkora appeared in 99 career games and notched 40 points (18G-22A).

* Represented his native Slovakia at the IIHF U18 World Junior Championship, IIHF U20 World Junior Championship, and IIHF Men's World Championship. Was named a 'Top Three Player' for Team Slovakia at the 2023 World Junior Championship.

* Was the Rangers' first selection in 2022 draft in Montreal.



BOBBY TRIVIGNO

LEFT WING

HEIGHT: 5'7" - WEIGHT: 167 - SHOOTS: LEFT - BORN: JAN 19, 1999 - BIRTHPLACE: SETAUKET, NY

2022-23

* In first full season with Hartford, notched 26 points (7G-19A) in 57 games and added three points (2G-1A) in nine playoff games.

* Selected as Hartford's IOA/American Specialty AHL Man of the Year award winner.

CAREER

* Finished his collegiate career at UMass with 53 goals and 78 assists for 131 points and a plus-73 rating in 139 games.

* Named the 2021-22 Hockey East Player of the Year, the College Hockey News Player of the Year, and a Hobey Baker Award Top 10 finalist, the award for the top collegiate hockey player. He also became the fourth player to win the Walter Brown Award in back-to-back seasons, presented annually to the best American-Born Division I college hockey player in New England.

* In 2020-21, he helped guide the Minutemen to a national championship, where he was named the Most Outstanding Player of the Frozen Four and to the All-Tournament Team. That season, he led UMass in scoring with 11 goals and 23 assists for 34 points in 29 games. In 2020-21, he earned CCM/AHCA Hockey First Team All-America honors and was also selected to the All-USCHO and to the Hockey East All-Star First Team.

* As a freshman in 2018-19, he played in a career-high 39 games, finishing 16th in the nation in freshman scoring (13G-15A) and tied for fourth in the Hockey East.

* Played one season for the Waterloo Black Hawks of the United States Hockey League (USHL), notching 16 goals and 27 assists for 43 points in 58 games and a plus-11 rating.

* Attended Shattuck St. Mary's, where he won a national title in 2016 with the U-16 team





FUTURE BLUE



MAXIM BARBASHEV

LEFT WING

HEIGHT: 6'2" - WEIGHT: 191 - SHOOTS: LEFT
BORN: DEC 18, 2003 - BIRTHPLACE: MOSCOW, RUSSIA

2022-23

* Posted a QMJHL career-high in games played (67), goals (32), assists (33) and points (65) last season with the Moncton Wildcats.

* Added eight points (4G-4A) in 12 playoff games.

CAREER

* In three seasons in the QMJHL, has tallied 53 goals and 64 assists for 117 points in 136 games.

* Was on the QMJHL All-Rookie Team in 2021-22.

* Brother of 2023 and 2019 Stanley Cup winner Ivan Barbashev.



ZAKARY KARPA

CENTER

HEIGHT: 6'2" - WEIGHT: 185 - SHOOTS: LEFT
BORN: MAR 25, 2002 - BIRTHPLACE: GREENWICH, CT

2022-23

* Appeared in 22 games for the Harvard Crimson, notching eight points (five goals, three assists) and a plus-2 rating.

* Finished the year as one of the team's top faceoff men (53.1%, 161-142).

CAREER

* In two seasons at Harvard, has notched 11 goals and nine assists for 20 points in 55 games.


* Played for the Des Moines Buccaneers of the USHL at the end of the 2020-21 season after starting the year with the Omaha Lancers.

* Finished the 2020-21 season with 28 points (nine goals, 19 assists) in 48 games played

* Played two seasons with the U.S. National Team Development Program (2018-20).

* Selected for the 2020 Biosteel All-American Game.

* Drafted in the 6th round (191st overall) to the Rangers in the 2022 NHL Entry Draft.



JAROSLAV CHMELAR

RIGHT WING

HEIGHT: 6'4" - WEIGHT: 198 - SHOOTS: RIGHT
BORN: JUL 20, 2003 - BIRTHPLACE: NOVE MESTO NAD METUJI,
CZECH REPUBLIC

2022-23

* In his freshman year at Providence, appeared in 33 games where he totaled seven goals and six assists for 13 points.

CAREER

* Recorded 18 points (9G-9A) in 39 games with Jokerit U20 in 2021-22.

* Played in the World Junior Championship with Czechia in 2021-22, posting one goal in three games

* Joined Jokerit's organization for the 2020-21 season after playing with Kiekko-Vantaa's organization in Finland during the 2019-20 season.

* Tallied 22 points (11 goals, 11 assists) in 42 games with Kiekko-Vantaa's U18 team in 2019-20.

* Made two appearances for Czechia in the 2022 and 2023 World Junior Championships.



HANK KEMPF

DEFENSEMAN

HEIGHT: 6'2" - WEIGHT: 190 - SHOOTS: LEFT
BORN: APR 15, 2002 - BIRTHPLACE: WILMETTE, ILLINOIS

2022-23

* Appeared in 31 games for Cornell in his second season, logging a goal and an assist, while registering plus-12 rating.

CAREER

* In 2021-22, named to ECAC Hockey All-Rookie Team after posting a plus-10 rating in league games.

* Selected by New York Rangers with 208th overall pick in seventh round of 2021 NHL Entry Draft

* In two seasons with Muskegon Lumberjacks, sported a plus-21 rating with 28 points (4G-24A) over 81 career USHL games.

* Named a USHL's Second Team All-Star following truncated 2020-21 season.

* Competed in 2021 BioSteel All-American Game

* Played with U.S. National Team at 2019-20 Hlinka Gretzky Cup



SIMON KJELLBERG

DEFENSEMAN

HEIGHT: 6'3" - WEIGHT: 200 - SHOOTS: LEFT
BORN: FEB 17, 2000 - BIRTHPLACE: NASHVILLE, TN

2022-23

* In first season with Northern Michigan, had four goals and 10 assists for 14 points in 32 games.

CAREER

* Spent two seasons at RPI (Rensselaer Polytech. Inst.), where he tallied 38 points (13G-15A) in 75 games.

* Appeared in 58 games for the Dubuque Fighting Saints of the USHL in 2018-19, and recorded two goals and three assists for five points.

* Skated in 43 games with Rogle BK's junior (U20) team in SuperElit in 2017-18, registering four goals and five assists for nine points, along with 24 penalty minutes. In addition, he tallied three points (two goals, one assist) and recorded two penalty minutes in three playoff contests.

* Represented Sweden in international competition, and he helped his district of Dalarna earn a bronze medal in the annual TV-Pucken tournament in 2014-15 and 2015-16.

* Selected by the Rangers in the 6th round, 163rd Overall, of the 2018 NHL Entry Draft.



BRODY LAMB

RIGHT WING

HEIGHT: 6'1" - WEIGHT: 165 - SHOOTS: RIGHT
BORN: AUG 30, 2003 - BIRTHPLACE: ROCHESTER, MN

2022-23

* Made an appearance in 39 games during his first collegiate campaign at the Univ. of Minnesota, notching eight points (4G-4A).

* Blocked 22 shots, the third-most of any Gophers forward.

CAREER

* Spent the 2021-22 season playing for the Green Bay Gamblers in the USHL after playing the final 10 games of 2020-21.

* Ranked fourth on the team scoring 41 points in 62 games, with a team-best 12 power-play goals in 2021-22.

* Played two years of prep hockey for the Dodge County Wildcats and finished his career with 98 goals and 55 assists.

* Named First Team All-State, Associated Press High School Player of the Year, and Post Bulletin Sports Person of the Year in 2021.

* Selected in the fourth round, 104th overall, by the Rangers in 2021 NHL Draft.



NOAH LABA

CENTER

**HEIGHT: 6'2" - WEIGHT: 191 - SHOOTS: RIGHT
BORN: AUG 4, 2003 - BIRTHPLACE: NORTHVILLE, MI**

2022-23

* Appeared in 35 games with Colorado College where he finished second on team with 22 points and 11 goals.

* Most points by a CCU freshman since 2018-19.

* Named a Distinguished Scholar-Athlete by the NCHC and a member of the all-academic team.

CAREER

* Posted 39 points (15g,24a) in 50 games with the Lincoln Stars of the USHL in 2021-22. Finished sixth on the team in points and tied for fifth in goals.

* Collected 19 points (6G-13A) in 46 games with Lincoln during the 2020-21 campaign.

* Played for Belle Tire, Compuware and Oakland Jr. Grizzlies AAA teams.

* Fourth round selection by the Rangers in 2022 NHL Draft.



VICTOR MANCINI

DEFENSEMAN

**HEIGHT: 6'3" - WEIGHT: 215 - SHOOTS: RIGHT
BORN: MAY 26, 2002 - BIRTHPLACE: HANCOCK, MI**

2022-23

* Recorded eight assists in 32 games for the University of Nebraska-Omaha and tacked on 39 shots.

CAREER

* In two seasons with UNO, has notched 13 assists in 70 games.

* Played the 2020-21 season with the Green Bay Gamblers of USHL, notching 14 points (4G-9A) in 33 games.

* Also played 19 games with Vastra Frolunda in 2020-21 where he totaled 10 points (5G-5A).

* Tallied nine goals and five assists for 14 points in 38 games with the Frolunda U20 junior team in Sweden in 2019-20.

* Fifth round selection by Rangers in the 2022 NHL Draft.



HUGO OLLAS

GOALTENDER

HEIGHT: 6'7" - WEIGHT: 220 - SHOOTS: LEFT
BORN: APR 24, 2002 - BIRTHPLACE: LINKOPING, SWEDEN

2022-23

* Tallied a 10-9-5 record for Merrimack, 2.32 GAA and .915 save percentage.

CAREER

* Has appeared in 39 games with Merrimack College over the last two seasons, posting a .917 save percentage and 2.28 GAA with 20 wins.

* Appeared in 18 games in his first season with the Warriors, posting 10-6 record between the pipes with a .920 save percentage.

* Appeared in 11 games in 2020-21 combined with Linköping HC J20 of J20 Nationell and Linköping HC of the Swedish Hockey League

* Competed in the 2019 National Team Games with the Swedish U17 team

* Drafted by the Rangers in the 2020 NHL Draft in the seventh round, 197th overall



KALLE VAISANEN

LEFT WING

HEIGHT: 6'4" - WEIGHT: 178 - SHOOTS: RIGHT
BORN: JAN 28, 2003 - BIRTHPLACE: KOTKA, FINLAND

2022-23

* Played with TPS in Liiga in 2022-23, notching five points (4G-1A) in 47 games.

* With Finland at the 2023 WJC, named Top 3 Player on Team.

CAREER

* Won a silver medal with Finland two winter's ago at the WJC.

* Was in the TPS youth system and Titaanit U16 team prior to making his professional debut.



OLIVER TARNSTROM

CENTER

HEIGHT: 6'0" - WEIGHT: 158 - SHOOTS: LEFT
BORN: AUG 30, 2002 - BIRTHPLACE: STOCKHOLM, SWEDEN

2022-23

* Recorded three points (1G-2A) in 43 games with Rogle BK of the SHL and six points (3G-3A) in 12 games with Tingsryds AIF.

* Also competed for Rogle BK in the Champions Hockey League, skating in six games and notching three points (1G-2A).

CAREER

* In 70 games in the SHL over two seasons, has posted four points (1G-3A) with Rogle BK.

* Notched a career-high 23 assists and 34 points with AIK J20 in 2019-20.

* Has played in the Swedish youth program since 2017-18.



2023

DRAFT

DRAFT

DRAFT



**2023
ENTRY DRAFT
SELECTIONS**



GABE PERREAULT

SELECTED FIRST ROUND, 23rd OVERALL

RIGHT WING

HEIGHT: 5'11" - WEIGHT: 165 - SHOOTS: LEFT

BORN: MAY 7, 2005 - BIRTHPLACE: SHERBROOKE, QUE

2022-23

* Produced 45 points (19G-26A) in 23 games with the (USNTDP) in 2022-23 and 132 points (53G-79A) through 63 games with the Under-18 U.S. National Team.

* Won the gold medal at the 2023 IIHF Under-18 Men's World Championship

CAREER

* Holds the single-season points record at USA Hockey's National Team Development Program

* His 114 career assists and 185 career points over two seasons both rank fourth all-time in development program history

* Son of former NHLer Yanic Perreault and brother of Jacob, who was drafted 27th overall in the 2020 NHL Draft by the Anaheim Ducks and currently plays for the club's AHL affiliate the San Diego Gulls.



RASMUS LARSSON

SELECTED FIFTH ROUND, 152ND OVERALL

DEFENSEMAN

HEIGHT: 6'3" - WEIGHT: 200 - SHOOTS: LEFT

BORN: FEB 4, 2004 - BIRTHPLACE: STOCKHOLM, SWE

2022-23

* Registered 34 points (16G-18A) and a plus-23 rating in 50 regular games and produced five points (3G-2A) in six postseason games with Västerås IK J20.

CAREER

* Playing for the USHL's Green Bay Gamblers this season, his first in North America.

* Has been in the Swedish youth programs of Hasselby Kalvesta and Vasteras since 2018-19.



DREW FORTESCUE

SELECTED THIRD ROUND, 90TH OVERALL

DEFENSEMAN

HEIGHT: 6'1" - WEIGHT: 176 - SHOOTS: LEFT
BORN: APR 28, 2005 - BIRTHPLACE: NEW YORK, NY


2022-23

* Skated in 62 games last season for the U.S. National Under-18 Team, posting a goal and 25 assists for 26 points with a plus-34 rating

* Added three points and a plus-9 rating in seven games as Team USA won a gold medal at the 2023 IIHF Under-18 World Championship

CAREER

* Posted 16 points in 51 games during the 2021-22 campaign with the U.S. Under-17 Team



DYLAN ROOBROECK

SELECTED SIXTH ROUND, 178TH OVERALL

CENTER

HEIGHT: 6'7" - WEIGHT: 204 - SHOOTS: LEFT
BORN: JULY 27, 2004 - BIRTHPLACE: LONDON, ON

2022-23

* Compiled 53 points (15G-38A) and 60 PIMs in 68 games with OHL's Oshawa Generals.

* His 38 assists were tied for the team lead, while his +1 rating was tied for fourth.

CAREER

* In two seasons in the OHL between the General and Niagra IceDogs, has posted 23 goals and 51 assists for 74 points in 132 games.



TY HENRICKS

SELECTED SIXTH ROUND, 183RD OVERALL

LEFT WING

HEIGHT: 6'5" - WEIGHT: 205 - SHOOTS: LEFT

BORN: JUNE 28, 2005 - BIRTHPLACE: MISSION VIEJO, CA

2022-23

* Split his season between Fargo and Muskegon of the USHL, tallying 19 points (9G-10A) in 47 games.

CAREER

* Spent time with Shattuck St. Mary's, playing for the squad from 2018-21.



**2023-24
ROSTER**

2023-24 NEW YORK RANGERS ROSTER

FORWARDS	HEIGHT	WEIGHT	SHOOTS	BIRTHPLACE
Belzile, Alex	6-0	195	Right	St-Eloi, Quebec
Berard, Brett	5-9	174	Left	Providence, Rhode Island
Blidh, Anton	6-1	196	Left	Molnlycke, Sweden
Bonino, Nick	6-1	198	Left	Hartford, Connecticut
Brodzinski, Jonny	6-0	204	Right	Ham Lake, Minnesota
Chytil, Filip	6-2	208	Left	Kromeriz, Czech Republic
Cuylle, Will	6-3	210	Left	Toronto, Ontario
Edstrom, Adam	6-7	234	Left	Karlstad, Sweden
Elson, Turner	6-0	188	Left	New Westminster, British Columbia
Goodrow, Barclay	6-2	209	Left	Toronto, Ontario
Henriksson, Karl	5-10	178	Left	Malmö, Sweden
Kakko, Kaapo	6-2	205	Left	Turku, Finland
Korczak, Ryder	5-10	171	Right	Yorkton, Saskatoon
Kreider, Chris	6-3	233	Left	Boxford, Massachusetts
Lafrenière, Alexis	6-1	194	Left	Saint-Eustache, Quebec
Leschyshyn, Jake	5-11	198	Left	Raleigh, North Carolina
McConnell-Barker, Bryce	6-1	186	Left	London, Ontario
Nash, Riley	6-1	187	Right	Consort, Alberta
Othmann, Brennan	6-0	186	Left	Scarborough, Ontario
Pajuniemi, Lauri	6-0	202	Right	Tampere, Finland
Panarin, Artemi	6-0	175	Right	Korkino, Russia
Pitlick, Tyler	6-2	199	Right	Minneapolis, Minnesota
Rempe, Matt	6-7	241	Right	Calgary, Alberta
Sykora, Adam	5-11	192	Left	Piestany, Slovakia
Trivigno, Bobby	5-7	167	Left	Setuaket, New York
Trocheck, Vincent	5-11	187	Right	Pittsburgh, Pennsylvania
Vesey, Jimmy	6-2	200	Left	Boston, Massachusetts
Wheeler, Blake	6-5	222	Right	Plymouth, Minnesota
Zibanejad, Mika	6-2	201	Right	Stockholm, Sweden
DEFENSEMEN	HEIGHT	WEIGHT	SHOOTS	BIRTHPLACE
Brouillard, Nikolas	5-10	172	Left	St-Hyacinthe, Quebec
Fox, Adam	5-11	185	Right	Jericho, New York
Gustafsson, Erik	6-1	189	Left	Nynashamn, Sweden
Harpur, Ben	6-6	230	Left	Hamilton, Ontario
Hollowell, Mac	5-9	162	Right	Niagara Falls, Ontario
Jones, Zac	5-10	176	Left	Richmond, Virginia
Lindgren, Ryan	6-0	193	Left	Burnsville, Minnesota
Mackey, Connor	6-3	204	Left	Tower Lakes, Illinois
Miller, K'Andre	6-5	210	Left	St. Paul, Minnesota
Robertson, Matthew	6-4	209	Left	Edmonton, Alberta
Scanlin, Brandon	6-4	218	Left	Hamilton, Ontario
Schneider, Braden	6-3	211	Right	Prince Albert, Saskatchewan
Trouba, Jacob	6-3	209	Right	Rochester, Michigan
GOALTENDERS	HEIGHT	WEIGHT	CATCHES	BIRTHPLACE
Boyko, Talyn	6-7	212	Left	Drumheller, Alberta
Domingue, Louis	6-3	209	Right	St-Hyacinthe, Quebec
Garand, Dylan	6-3	177	Left	Victoria, British Columbia
Lindbom, Olof	6-1	190	Left	Stockholm, Sweden
Quick, Jonathan	6-1	215	Left	Milford, Connecticut
Shesterkin, Igor	6-1	197	Left	Moscow, Russia

2023-24 NEW YORK RANGERS ROSTER

BIRTHDATE	2022-23 TEAM	GP	G	A	PTS	PIM
8/31/91	Canadiens (NHL)	31	6	8	14	13
	Laval (AHL)	31	14	12	26	29
9/9/02	Providence (NCAA)	36	10	14	24	35
	Hartford (AHL)	3	0	0	0	0
3/14/95	Avalanche (NHL)	14	0	0	0	4
	Hartford (AHL)	17	7	4	11	10
	Colorado (AHL)	36	6	6	12	48
4/20/88	Sharks (NHL)	59	10	9	19	28
	Penguins (NHL)	3	0	0	0	0
6/19/93	Rangers (NHL)	17	1	1	2	8
	Hartford (AHL)	47	21	27	48	39
9/5/99	Rangers (NHL)	74	22	23	45	30
2/5/02	Rangers (NHL)	4	0	0	0	10
	Hartford (AHL)	69	25	20	45	59
10/12/00	Hartford (AHL)	3	1	0	1	0
	Rogle BK (SHL)	42	9	10	19	35
9/13/92	Hartford (AHL)	72	17	24	41	38
2/26/93	Rangers (NHL)	82	11	20	31	58
2/5/01	Hartford (AHL)	70	7	10	17	20
2/13/01	Rangers (NHL)	82	18	22	40	8
9/23/02	Moose Jaw (WHL)	48	28	41	69	30
	Hartford (AHL)	5	0	0	0	0
4/30/91	Rangers (NHL)	79	36	18	54	26
10/11/01	Rangers (NHL)	81	16	23	39	33
3/10/99	Golden Knights (NHL)	22	0	0	0	8
	Rangers (NHL)	13	0	0	0	0
	Hartford (AHL)	18	5	10	15	8
6/4/04	Soo (OHL)	68	30	47	77	16
5/9/89	Charlotte (AHL)	66	24	35	59	37
1/5/03	Peterborough (OHL)	40	18	25	43	48
	Flint (OHL)	16	11	13	24	31
9/12/99	Hartford (AHL)	69	19	19	38	32
10/30/91	Rangers (NHL)	82	29	63	92	36
11/1/91	Blues (NHL)	61	7	9	16	14
6/29/02	Hartford (AHL)	53	6	4	10	87
9/7/04	HK Nitra (Slovakia)	38	8	13	21	8
	Hartford (AHL)	2	0	0	0	0
1/19/99	Hartford (AHL)	57	7	19	26	20
7/11/93	Rangers (NHL)	82	22	42	64	58
5/26/93	Rangers (NHL)	81	11	14	25	20
8/31/86	Jets (NHL)	72	16	39	55	46
4/18/93	Rangers (NHL)	82	39	52	91	20
BIRTHDATE	2022-23 TEAM	GP	G	A	PTS	PIM
2/7/95	San Diego (AHL)	72	6	33	39	120
2/17/98	Rangers (NHL)	82	12	60	72	34
3/14/92	Capitals (NHL)	61	7	31	38	21
	Maple Leafs (NHL)	9	0	4	4	2
1/12/95	Rangers (NHL)	42	1	5	6	20
	Hartford (AHL)	17	3	2	5	24
9/26/98	Maple Leafs (NHL)	6	0	2	2	2
	Toronto (AHL)	18	0	13	13	8
10/18/00	Rangers (NHL)	16	1	1	2	4
	Hartford (AHL)	54	8	23	31	34
2/11/98	Rangers (NHL)	63	1	17	18	45
9/12/96	Coyotes (NHL)	20	1	3	4	39
	Flames (NHL)	10	2	1	3	9
1/21/00	Rangers (NHL)	79	9	34	43	47
3/9/01	Hartford (AHL)	57	5	18	23	36
6/2/99	Hartford (AHL)	61	4	11	15	30
9/20/01	Rangers (NHL)	81	5	13	18	16
2/26/94	Rangers (NHL)	82	8	22	30	63
BIRTHDATE	2022-23 TEAM	GP	W	L	OT	GAA
10/16/02	Kelowna (WHL)	40	13	24	1	3.55
3/6/92	Hartford (AHL)	45	22	12	8	2.51
6/7/02	Hartford (AHL)	32	13	14	3	3.01
7/23/00	Hartford (AHL)	1	0	0	0	3.51
	Jacksonville (ECHL)	28	17	10	1	3.01
1/21/86	Kings (NHL)	31	11	13	4	3.50
	Golden Knights (NHL)	10	5	2	2	3.13
12/30/95	Rangers (NHL)	58	37	13	8	2.48

HOW THE RANGERS WERE BUILT

Alex Belzile	Signed as a free agent on July 1, 2023.
Brett Berard	Rangers fifth round choice, 134th overall, in the 2020 NHL Entry Draft
Anton Blidh	From Colorado for Gustav Rydahl on March 3, 2023.
Nick Bonino	Signed as a free agent on July 1, 2023.
Talyn Boyko	Rangers fourth round choice, 112th overall, in the 2021 NHL Entry Draft
Jonny Brodzinski	Signed as a free agent on October 9, 2020.
Nikolas Brouillard	Signed as a free agent on July 1, 2023.
Filip Chytil	Rangers first round choice, 21st overall, in the 2017 NHL Entry Draft.
Will Cuylle	Rangers second round choice, 60th overall, in the 2020 NHL Entry Draft.
Louis Domingue	Signed as a free agent on July 13, 2022.
Adam Edstrom	Rangers sixth round choice, 161st overall, in the 2019 NHL Entry Draft
Turner Elson	Signed as a free agent on July 14, 2022.
Adam Fox	From the Carolina Hurricanes in exchange for a second-round pick in the 2019 NHL Entry Draft and a conditional third-round pick in the 2020 NHL Entry Draft on April 30, 2019.
Dylan Garand	Rangers fourth round choice, 103rd overall, in the 2020 NHL Entry Draft
Barclay Goodrow	From the Tampa Bay Lightning in exchange for a seventh-round pick in the 2022 NHL Entry Draft on July 17, 2021.
Erik Gustafsson	Signed as a free agent on July 1, 2023.
Ben Harpur	Signed as a free agent on October 27, 2022
Karl Henriksson	Rangers second round choice, 58th overall, in the 2019 NHL Entry Draft.
Mac Hollowell	Signed as a free agent on July 2, 2023.
Zac Jones	Rangers third round choice, 68th overall, in the 2019 NHL Entry Draft.
Kaapo Kakko	Rangers first round choice, second overall, in the 2019 NHL Entry Draft.
Ryder Korczak	Rangers third round choice, 75th overall, in the 2021 NHL Entry Draft
Chris Kreider	Rangers first round choice, 19th overall, in the 2009 NHL Entry Draft.
Alexis Lafrenière	Rangers first round choice, first overall, in the 2020 NHL Entry Draft.
Olof Lindbom	Rangers second round choice, 39th overall, in the 2018 NHL Entry Draft.
Ryan Lindgren	From the Boston Bruins with Ryan Spooner, Matt Beleskey, a first-round pick in the 2018 NHL Entry Draft, and a seventh-round pick in the 2019 NHL Entry Draft in exchange for Rick Nash on February 25, 2018.
Jake Leschyshyn	Claimed off waivers from Vegas on January 11, 2023
Connor Mackey	Signed as a free agent on July 1, 2023.
Bryce McConnell-Barker	Rangers third round choice, 97th overall, in the 2022 NHL Entry Draft.
K'Andre Miller	Rangers first round choice, 22nd overall, in the 2018 NHL Entry Draft.
Riley Nash	Signed as a free agent on July 1, 2023.
Brennan Othmann	Rangers first round choice, 16th overall, in the 2021 NHL Entry Draft.
Lauri Pajuniemi	Rangers fifth round choice, 132nd overall, in the 2018 NHL Entry Draft.
Artemi Panarin	Signed as a free agent on July 1, 2019.
Tyler Pitlick	Signed as a free agent on July 1, 2023.
Jonathan Quick	Signed as a free agent on July 1, 2023.
Matt Rempe	Rangers sixth round choice, 165th overall, in the 2020 NHL Entry Draft.
Matthew Robertson	Rangers second round choice, 49th overall, in the 2019 NHL Entry Draft.
Brandon Scanlin	Signed as a undrafted free agent on March 19, 2022
Braden Schneider	Rangers first round choice, 19th overall, in the 2020 NHL Entry Draft.
Igor Shesterkin	Rangers fourth round choice, 118th overall, in the 2014 NHL Entry Draft.
Adam Sykora	Rangers second round choice, 63rd overall, in the 2022 NHL Entry Draft.
Bobby Trivigno	Signed as a undrafted free agent on April 1, 2022
Vincent Trocheck	Signed as a free agent on July 13, 2022
Jacob Trouba	From the Winnipeg Jets in exchange for Neal Pionk and a first-round pick in the 2019 NHL Entry Draft on June 17, 2019.
Jimmy Vesey	Signed as a free agent on October 9, 2022.
Blake Wheeler	Signed as a free agent on July 1, 2023.
Mika Zibanejad	From the Ottawa Senators with a second-round pick in the 2018 NHL Entry Draft in exchange for Derick Brassard and a seventh-round pick in the 2018 NHL Entry Draft on July 18, 2016.



**HARTFORD
WOLF PACK**



KRIS KNOBLAUCH

Head Coach | Kris Knoblauch enters his fifth season with the Hartford Wolf Pack as the team's Head Coach after being named the seventh Head Coach in the franchise's history on July 29, 2019.

Knoblauch led the Wolf Pack to the Division Finals of the Calder Cup Playoffs in 2022-23, after finishing sixth in the AHL's Eastern Conference with 81 points and 35 wins.

In his first season with the Wolf Pack in 2019-20, Knoblauch guided the team to a 31-20-6-5 record, including a 21-6-1-2 record at home. He was named the Head Coach of the Atlantic Division All-Stars for the 2020 AHL All-Star Classic. In 2020-21, Knoblauch helped the Wolf Pack

post a 14-9-1 record in 24 regular season games (.604 points percentage), and he also served as the Rangers' acting Head Coach for several games in March of 2021. In 2021-22, the Wolf Pack posted a 32-32-6 record. Once again, Knoblauch was called in to coach the Rangers on the west coast trip in January of 2022 after Gerard Gallant tested positive for Covid-19.

Prior to being named Hartford's Head Coach, Knoblauch served as an Assistant Coach with the Philadelphia Flyers for two seasons (2017-18 and 2018-19). He also served as a Head Coach for seven consecutive seasons (2010-11 - 2016-17), first with the Kootenay Ice of the Western Hockey League (WHL) in 2010-11 and 2011-12, and then with the Erie Otters of the Ontario Hockey League (OHL) for parts of five seasons from 2012-13 - 2016-17. Over Knoblauch's seven seasons as a head coach with Kootenay and Erie, his teams posted a 298-130-16-13 record in 457 regular season games (.684 points percentage). In his first season with Kootenay in 2010-11, Knoblauch helped the team win the WHL Championship. In Knoblauch's four full seasons with Erie (2013-14 - 2016-17), the Otters posted a 204-58-7-3 record (.768 points percentage). Erie won at least 50 games in all four seasons, becoming the first team in the history of the Canadian Hockey League (CHL; comprised of the Ontario Hockey League, Quebec Major Junior Hockey League, and Western Hockey League) to post four consecutive 50-win seasons. During Knoblauch's tenure with Erie, the Otters won the OHL Championship in 2016-17 and won the Hamilton Spectator Trophy for having the OHL's best regular season record in back-to-back seasons (2015-16 and 2016-17). Knoblauch received the Matt Leyden Trophy as the OHL's Coach of the Year in 2015-16.

Prior to becoming being named Kootenay's Head Coach, the Imperial, Saskatchewan native served as an Assistant Coach with Kootenay for three seasons (2007-08 - 2009-10). He began his coaching career as an Assistant Coach with the Prince Albert Raiders of the WHL for one season (2006-07). Knoblauch served as an Assistant Coach with Canada at the 2017 IIHF World Junior Championship, helping Canada earn a silver medal.

Knoblauch was selected by the New York Islanders in the seventh round, 166th overall, of the 1997 NHL Entry Draft. He played parts of four seasons of junior hockey in the WHL (1995-96 - 1998-99), followed by five seasons (1999-00 - 2003-04) at the University of Alberta.

STEVE SMITH

Assistant Coach | Steve Smith begins his third season with the Hartford Wolf Pack as the team's Assistant Coach.

Smith joined the Rangers organization after spending parts of the 11 seasons as an Assistant Coach in the NHL. He most recently served as an Assistant Coach with the Buffalo Sabres for parts of three seasons (2018-19 - 2020-21). Smith has also served as an Assistant Coach with the Carolina Hurricanes (2014-15 - 2017-18), Edmonton Oilers (2010-11 - 2013-14), and Calgary Flames (1997-98), and he spent two seasons as a scout with the Chicago Blackhawks (2008-09 - 2009-10).

Smith, who is a native of Glasgow, Scotland and grew up in Cobourg, Ontario, played parts of 16 seasons in the NHL (1984-85 - 1996-97; 1998-99 - 2000-01). A defenseman, Smith skated in 804 career NHL games with the Edmonton Oilers, Chicago Blackhawks, and Calgary Flames, registering 72 goals and 303 assists for 375 points, along with a plus-139 rating and 2,139 penalty minutes. He is a three-time Stanley Cup Champion, as he helped the Oilers win the Stanley Cup in 1986-87, 1987-88, and 1989-90. Smith played in the 1991 NHL All-Star Game, and he also helped Canada win the 1991 Canada Cup. He was inducted into the Cobourg and District Sports Hall of Fame in 2019.





JAMIE TARDIFF

Assistant Coach | Jamie Tardiff begins his second season with the Hartford Wolf Pack as the team's Assistant Coach.

Tardiff was previously an Assistant Coach with the Soo Greyhounds of the OHL, starting with the club prior to the 2018-19 campaign. During his time with the organization, the Greyhounds won 112 games and advanced to the playoffs in both the 2018-19 and 2021-22 seasons.

Prior to joining the Greyhounds, Tardiff spent the 2017-18 season as a Player/Assistant Coach with the Quad City Mallards of the ECHL, where he completed his lengthy playing career.

As a player, Tardiff played 12 professional seasons, including eight in the American Hockey League. Over the course of 487 AHL games with the Manitoba Moose, Iowa Stars, Grand Rapids Griffins, Providence Bruins, and Rochester Americans, Tardiff scored 267 career points (142 g, 125 a). He served as the captain of the Griffins during the 2009-10 and 2010-11 seasons and was named an AHL All-Star during the 2012-13 season as a member of the Bruins. Tardiff appeared in two career NHL games, both coming with the Boston Bruins during the 2012-13 campaign.

In addition to his time in the AHL, Tardiff played three seasons for Adler Mannheim in the German DEL. He helped guide the club to a Championship during the 2014-15 season, his first year overseas.



JEFF MALCOLM

Goaltending Coach | Jeff Malcolm begins his third season with the Hartford Wolf Pack as the team's Goaltending Coach.

Prior to becoming Hartford's Goaltending Coach, Malcolm served three seasons as the Rangers Goaltending Consultant. In his role as Goaltending Consultant, he assisted in the on-ice and off-ice development of goaltenders throughout the Rangers organization, including goaltenders with the Wolf Pack, and he also worked with the Rangers front office in evaluating goaltenders at both the amateur level and professional level.

Malcolm played four seasons of professional hockey (2013-14 – 2016-17) with the Wolf Pack and the Greenville Road Warriors/Swamp Rabbits (ECHL). In 94 career appearances in the ECHL, he posted a 51-30-11 record, along with a 2.96 GAA, and a .910 SV% and was selected to participate in the 2015 CCM ECHL All-Star Classic. Prior to beginning his professional career, Malcolm played four seasons of collegiate hockey at Yale University (2009-10 – 2012-13). He helped Yale win the National Championship in his final season at the school in 2012-13, and he stopped all 36 shots he faced to earn a win and a shutout in the National Championship Game against Quinnipiac University on April 13, 2013. Malcolm was named to the Frozen Four All-Tournament Team, as well as the NCAA All-Ivy League Second Team, in 2012-13.



CHRIS HOELER

Video Coach | Chris Hoeler begins his fifth season with the Hartford Wolf Pack as the team's Video Coach.

Hoeler joined the Rangers organization after spending the 2018-19 season as the Director of Hockey Operations for the Chicago Steel of the United States Hockey League (USHL). Prior to working with the Steel, he worked one season with Harvard University's women's hockey team as the team's Video & Analytics Coordinator. Hoeler has also worked with the Danbury Titans in the Federal Hockey League in his career.



AMERICAN HOCKEY LEAGUE 2022-23 FINAL STANDINGS

TEAM	GP	W	L	OTL	SOL	PTS	PCT	GF	GA
1 Calgary Wranglers	72	51	17	3	1	106	0.736	256	174
2 Coachella Valley Firebirds	72	48	17	5	2	103	0.715	257	194
3 Providence Bruins	72	44	18	8	2	98	0.681	221	201
4 Hershey Bears	72	44	19	5	4	97	0.674	217	184
5 Texas Stars	72	40	20	9	3	92	0.639	265	210
6 Toronto Marlies	72	42	24	4	2	90	0.625	229	225
7 Colorado Eagles	72	40	22	7	3	90	0.625	210	187
8 Milwaukee Admirals	72	41	24	5	2	89	0.618	238	211
9 Abbotsford Canucks	72	40	25	3	4	87	0.604	229	203
10 Charlotte Checkers	72	39	25	5	3	86	0.597	235	220
11 Springfield Thunderbirds	72	38	26	3	5	84	0.583	230	211
12 Manitoba Moose	72	37	25	6	4	84	0.583	227	226
13 Hartford Wolf Pack	72	35	26	4	7	81	0.563	227	215
14 Syracuse Crunch	72	35	26	7	4	81	0.563	252	239
15 Rochester Americans	72	36	27	6	3	81	0.563	236	233
16 Lehigh Valley Phantoms	72	37	29	3	3	80	0.556	221	226
17 Utica Comets	72	35	27	6	4	80	0.556	215	222
18 Iowa Wild	72	34	27	6	5	79	0.549	211	211
19 Rockford IceHogs	72	35	28	5	4	79	0.549	214	232
20 Bakersfield Condors	72	37	31	2	2	78	0.542	212	212
21 Chicago Wolves	72	35	29	5	3	78	0.542	227	245
22 Laval Rocket	72	33	29	7	3	76	0.528	258	247
23 Bridgeport Islanders	72	34	30	7	1	76	0.528	238	248
24 Ontario Reign	72	34	32	5	1	74	0.514	206	211
25 Cleveland Monsters	72	33	32	5	2	73	0.507	220	254
26 Belleville Senators	72	31	31	6	4	72	0.5	233	258
27 Tucson Roadrunners	72	30	33	8	1	69	0.479	219	245
28 San Jose Barracuda	72	31	34	2	5	69	0.479	205	249
29 Wilkes-Barre/Scranton Penguins	72	26	32	8	6	66	0.458	191	224
30 Grand Rapids Griffins	72	28	36	4	4	64	0.444	194	255
31 Henderson Silver Knights	72	29	38	0	5	63	0.438	201	221
32 San Diego Gulls	72	20	49	2	1	43	0.299	180	281

HARTFORD WOLF PACK 2022-23 REGULAR SEASON SCORING

PLAYER	POS.	GP	G	A	PTS	+/-	PIM	PPG	SHG	S
Jonny Brodzinski	RW	47	21	27	48	8	39	7	1	165
Will Cuylle	LW	69	25	20	45	10	59	5	0	177
Ryan Carpenter	RW	51	21	23	44	9	28	6	0	97
Tanner Fritz	F	67	10	33	43	7	26	1	0	114
Turner Elson	F	72	17	24	41	7	38	2	0	107
Lauri Pajuniemi	F	68	19	19	38	10	32	4	0	140
Tim Gettinger	F	52	13	22	35	4	26	5	1	98
Adam Clendening	D	68	4	29	33	-12	67	2	0	108
Zac Jones	D	54	8	23	31	16	34	1	0	117
Will Lockwood	F	43	17	13	30	7	22	4	1	91
Ty Emberson	D	69	7	20	27	17	27	0	1	71
Bobby Trivigno	F	57	7	19	26	13	20	0	0	104
Anton Blidh	LW	53	13	10	23	1	58	2	0	103
Matthew Robertson	D	57	5	18	23	-7	36	2	0	108
Wyatt Kalynuk	D	61	4	15	19	13	86	0	0	66
Karl Henriksson	F	70	7	10	17	2	20	0	0	65
Andy Welinski	D	40	4	12	16	-16	12	2	0	92
Gustav Rydahl	F	40	7	8	15	3	32	0	0	56
Jake Leschyshyn	C	18	5	10	15	3	8	2	0	34
Brandon Scanlin	D	61	4	11	15	21	30	0	0	73
Cristiano DiGiacinto	F	36	3	9	12	-2	44	0	0	45
Austin Rueschhoff	F	31	2	9	11	-1	16	0	0	56
Matt Rempé	F	53	6	4	10	0	87	0	0	48
Zach Giuttari	D	43	2	8	10	11	12	0	0	64
Ben Tardif	F	30	2	7	9	8	6	0	0	24
C.J. Smith	F	21	4	2	6	-12	6	1	0	51
Libor Hajek	D	24	2	4	6	0	31	0	0	33
Ben Harpur	D	17	3	2	5	0	24	0	1	14
Alex Whelan	F	23	2	3	5	2	14	0	0	41
Blake Hillman	D	29	0	5	5	0	14	0	0	34
Sammy Blais	F	5	4	0	4	-6	8	2	0	10
Julien Gauthier	RW	4	2	0	2	1	2	1	0	8
Cooper Zech	D	13	1	1	2	-1	4	0	0	20
Hunter Skinner	D	8	0	2	2	2	4	0	0	10
Adam Edstrom	F	3	1	0	1	1	0	0	0	4
Louis Domingue	G	45	0	1	1	0	18	0	0	1
Zach Jordan	RW	1	0	0	0	0	0	0	0	1
Olof Lindbom	G	1	0	0	0	0	0	0	0	0
Ryan Lohin	C	2	0	0	0	0	0	0	0	3
Adam Sykora	F	2	0	0	0	0	0	0	0	1
Brett Berard	F	3	0	0	0	1	0	0	0	2
Patrick Khodorenko	F	4	0	0	0	-2	2	0	0	1
Ryder Korczak	C	5	0	0	0	-4	0	0	0	10
Brandon Cutler	F	6	0	0	0	-6	4	0	0	2
Dylan Garand	G	32	0	0	0	0	2	0	0	1

GOALTENDER	GP	MINS	W	L	OT	SO	GA	GAA	SV
Louis Domingue	45	2583:35	22	12	8	4	108	2.51	1107
Dylan Garand	32	1716:40	13	14	3	0	86	3.01	727
Olof Lindbom	1	34:10	0	0	0	0	2	3.51	9

MSG NETWORK TEAM



SAM ROSEN

TV PLAY-BY-PLAY | Sam Rosen has been calling play-by-play for the New York Rangers on MSG Network since 1984 and the words he uttered on June 14, 1994 – “This one will last a lifetime!” – will be celebrated forever by the nearly two million Rangers fans that tuned in that evening to watch the Rangers clinch the Stanley Cup for the first time in 54 years.

One of the most knowledgeable and thorough play-by-play personalities in sports, Rosen has called games alongside some of hockey's greatest minds, including Hall-of-Famer Phil Esposito and current partner Joe Micheletti. Rosen has won four New York Emmy Awards for MSG Networks' Rangers coverage and has been nominated eight times for achievement in play-by-play. Rosen also called football games for the NFL on FOX for 23 seasons (1997 – 2019) and games for NHL Radio for 13 years (1996 – 2008), including 12 Stanley Cup Finals. He was inducted into the Jewish Sports Hall of Fame in 2008. Rosen was also the recipient of the 2016 Foster Hewitt Memorial Award from the Hockey Hall of Fame.



JOE MICHELETTI

TV ANALYST | Joe Micheletti was named MSG Network's New York Rangers television analyst in September 2006 after spending eight years serving in the same capacity for the New York Islanders on MSG+. Micheletti also previously served as an analyst for NBC's coverage of the NHL.

Micheletti broke into broadcasting in 1985 as part of the St. Louis Blues radio team after a seven-year professional hockey career. He held the position for two years before joining the Blues in 1987 as an assistant coach. After spending three years behind the bench, Micheletti returned to broadcasting in 1991 as the color analyst for the Minnesota North Stars. He then returned to St.

Louis, this time as the television analyst for the Blues. He has been a part of the broadcast team for five Winter Olympics with CBS, TNT and NBC, 21 Stanley Cup Finals, 15 NHL All-Star games, and the World Cup of Hockey. Micheletti can also be heard doing national radio for NBC/Westwood One. Micheletti has earned numerous New York Emmy nominations for his work with MSG Networks, most recently in 2016.



JOHN GIANNONE

TV HOST/REPORTER | John Giannone currently serves as studio host for Rangers games on MSG Networks, providing coverage during intermission and the network's pre- and post-game shows. Prior to this season, Giannone also worked as an in-game reporter during Rangers telecasts, where he delivered analysis and commentary from between the benches, while conducting player interviews during intermission and pre- and post-game shows. Giannone joined MSG Networks in 2002 and has worked in many roles, including play-by-play, host, anchor and reporter for a variety of games and programs on the network. Giannone has received five Emmy Awards for his role in Rangers coverage between 2008 and 2015.

Prior to joining MSG Networks, Giannone was a field reporter for CNN/ISI and spent nine years as a writer covering the Islanders, Jets, Giants, and Mets for the NY Post and the Mets, Rangers and Yankees for The Daily News.



STEVE VALIQUETTE

STUDIO ANALYST | Steve Valiquette joined MSG Networks in 2014 and returns this season as a studio analyst for coverage of the New York Rangers. Valiquette won a New York Emmy Award for best sports analyst in 2019 for his work on MSG Network and received a nomination in 2021 as well.

Valiquette played in the NHL for parts of six seasons with three teams, including the New York Rangers and New York Islanders. Valiquette made his first NHL start with the Islanders on March 16, 2000 in a 4-2 win against the Atlanta Thrashers. The popular goaltender made his NHL playoff debut with the Rangers in 2009 against the Washington Capitals. After a 15-year playing career

Valiquette joined the Quinnipiac Bobcats NCAA Division I coaching staff in 2011. In 2012-2013 he worked for the New York Islanders as a goalie consultant developing goalies within the Islanders system as well as scouting. Additionally, Valiquette has a hockey analytics business (Clear Sight Analytics), which rates scoring chances in the NHL as well as year-round (Clear Sight Development), which is a coaching platform that mentors young goalies across Connecticut and Tri State area 12 months a year.

MSG NETWORK TEAM



MICHELLE GINGRAS

TV HOST/REPORTER | Michelle Gingras currently serves as in-game host and reporter for Rangers games on MSG Networks. She also works as a studio host and reporter on MSG Networks' coverage of the New York Red Bulls. Before joining MSG Networks, Gingras was a host and reporter for Yahoo Sports. She was also a college football reporter on BeIn Sports Network and a ringside reporter for the Tampa Bay Lightning and Fox Sports Florida. Gingras began her career in San Diego, where she worked as a multimedia reporter at the San Diego Union-Tribune, as well as for their cable affiliate, UT-TV, covering the San Diego Padres and San Diego State athletics. Gingras



KENNY ALBERT

RADIO PLAY-BY-PLAY | Kenny Albert, a three-time finalist for a National Sports Emmy Award in the play-by-play category, returns for his 28th season as the radio voice of the Rangers (his 19th season in the booth with broadcast partner Dave Maloney). Albert is in his third season as the NHL's lead play-by-play voice on Turner Sports, and has called the Stanley Cup Final on national television in 2021 (NBC) and 2023 (TNT). His autobiography, "A Mic for All Seasons", was released in October 2023. The only play-by-play broadcaster to currently call all four major sports, Albert has called hockey at the last six Winter Olympics (including the men's and women's gold medal hockey games in 2018 and 2022), as well as Track and Field, Volleyball and Baseball at the 2016 and 2020 Summer Olympics for NBC. Albert is calling the NFL on FOX for a 30th consecutive season, and has called

Major League Baseball games on various FOX networks since 1997. He has been at the mic for five NFC Divisional playoff games, five MLB Division series, the 2007 and 2009 Sugar Bowls, 2008 Orange Bowl, 2008 Pro Bowl, 2011 Cotton Bowl, and 2023 World Baseball Classic for FOX; the "world feed" of Super Bowl XLVI in February 2012; Knicks games on MSG Networks since 2008; and Premier Boxing Champions on both NBC and FOX. Albert called NHL games on NBC/NBCSN from 2012-2021; the Stanley Cup Final on NHL Radio/Westwood One seven times (1994, 1995, and 2016-2020), and the 2014 Stanley Cup Final on NBC (Game 1) and MSG Radio (Games 2-5); two NHL All-Star Games on Westwood One; and five seasons of the NHL on FOX (1995-1999). He has also called NHL games on ESPN2, OLN and Versus. From 1992-95, Albert was the television voice of the Washington Capitals following two seasons as radio voice of the American Hockey League's Baltimore Skipjacks. A 1990 graduate of New York University, Albert lives in New Jersey with wife Barbara and daughters Amanda and Sydney.



DON LA GRECA

RADIO PLAY-BY-PLAY | After many seasons of hosting the official Rangers' pre- and post-game shows on ESPN New York radio, Don La Greca is now a Rangers radio broadcaster as the fill-in play-by-play announcer for Kenny Albert.

La Greca also co-hosts "The Michael Kay Show" which airs from 2:00 to 6:30 p.m. weekdays on 98.7FM ESPN New York and Sirius XM satellite radio. La Greca has been with ESPN New York radio from its start and was the first voice listeners heard when the station launched on September 3, 2001. La Greca is the creator and host of "Game Misconduct," a daily NHL podcast on ESPN's Pod-

Center.



DAVE MALONEY

RADIO/TV ANALYST | Former New York Rangers captain and defenseman Dave Maloney is entering his 19th season as part of MSG Network's broadcasting crew. At the age of 18, Maloney became the youngest player in Rangers history when he played his first game on December 18, 1974 and in 1978 became the youngest player to be named Rangers captain. After a decade in the NHL, Maloney took his first step into broadcasting by joining the Rangers radio crew while recovering from an injury during the 1984-85 season. He officially traded his skates for a microphone following the season and landed several broadcasting jobs in the years to follow, including with CTV in Canada, the Minnesota North Stars and Sports Channel.



KEVIN MAROTTA
Senior Vice President,
Content & Marketing
MSG Networks



KEVIN MEININGER
Senior Coordinating Producer,
Remote Production,
MSG Network



LARRY ROTH
TV Director,
MSG Network



CHRIS EBERT
TV Producer,
MSG Network