



2025-2026

TEAM GUIDE

MINNESOTA WILD ★★ STATE OF HOCKEY



RAY SHERO

1962 - 2025



Ray Shero, a native of Saint Paul, MN, passed away April 9, 2025 at the age of 62. He is greatly missed by all of us.

Shero spent 13 seasons as an NHL general manager, including a Stanley Cup championship season with the Pittsburgh Penguins in 2008-09. He also served as GM of the New Jersey Devils, in addition to long stints as an executive with the Ottawa Senators, Nashville Predators and Minnesota Wild. On September 19, 2025, the National Hockey League announced that Shero as the recipient of the 2025 Lester Patrick Trophy for outstanding service to hockey in the United States.

"Ray Shero's legacy as an NHL executive is immortalized by the engraving of his name on the Stanley Cup and the success of the Players he scouted, drafted and traded for in Pittsburgh, New Jersey, Ottawa, Nashville and Minnesota," NHL Commissioner Gary Bettman said. "His contributions to growing the game in the United States are similarly noteworthy and extensive – from captaining his team at St. Lawrence University to helping assemble 13 U.S. World Championships teams to serving as an associate general manager for the 2014 U.S. Olympic Team. However, his true legacy will be as a man who embodied the best of our game: fierce competition on the ice and welcoming fellowship off the ice. Widely respected throughout hockey for his team-building acumen and eye for talent, he was even more beloved for how he treated everyone fortunate enough to have known him."

After a four-year playing career at St. Lawrence University, Shero worked as a player agent for seven years before becoming Assistant General Manager of the Senators in 1993. He spent five seasons in that position, before moving on to the same role with the Predators in 1998. After helping to guide the Predators through their first eight years of their existence, Shero was hired as Executive Vice President and General Manager of the Penguins in 2006.

Shero helped build the Penguins squad that went to consecutive Stanley Cup Finals in 2008 and 2009 and emerged victorious over the Detroit Red Wings in the second of those two trips to capture the franchise's third Stanley Cup. His eight-year tenure in Pittsburgh also included recognition by the NHL as the 2012-13 winner of the Jim Gregory General Manager of the Year Award, after a season in which the Penguins finished with the Eastern Conference's best record and registered a franchise-record .750 points percentage (36-12-0 in 48 GP).

Following his time with the Penguins, Shero became Executive Vice President and General Manager of the Devils May 4, 2015. Among his contributions during nearly five full seasons in that role were overseeing the selections of franchise cornerstones Jack Hughes (in the 2019 NHL Draft) and Nico Hischier (in the 2017 NHL Draft), as well as the acquisition in 2016 of Taylor Hall, who would go on to post an MVP season for the Devils in 2017-18.

Shero's last NHL role commenced in June of 2021, when he joined the Wild as Senior Advisor to the General Manager, a position which he still held at the time of his passing.

In addition to his NHL accomplishments, Shero was an important contributor to USA Hockey's men's national team efforts during his career, including helping found the U.S. Men's National Team Advisory Group in 2007. He served as associate general manager of the 2014 U.S. Olympic Men's Ice Hockey Team and was also involved in selecting 13 different U.S. Men's National Teams for the IIHF Men's World Championship.



CONTENTS

STAFF DIRECTORY	3
TEAM IDENTITY	8
SKATE IT FORWARD	9
WILD IN THE COMMUNITY	10
MINNESOTA WILD FOUNDATION	11
GRAND CASINO ARENA	12
TEAM MANAGEMENT	13
HOCKEY OPERATIONS	21
COACHING STAFF	31
EQUIPMENT & TRAINING STAFF	37
MEDICAL & OPERATIONS TEAM	40
2025-26 MINNESOTA WILD PLAYER BIOGRAPHIES	43
IN THE SYSTEM	80
FUTURE WILD	96
HOW THE WILD WAS BUILT	102
IOWA WILD	103
IOWA HEARTLANDERS	104
2024-25 SEASON IN REVEIW	105
TEAM HISTORY	117
DRAFT HISTORY	164
ALL-TIME ATTENDANCE	171
ALL-TIME SWEATER NUMBERS	172
ALL-TIME ROSTER	174
TEAM RECORDS	177
RECORD BOOK	188
PLAYOFF HISTORY	199
PLAYOFF RECORD BOOK	230
PLAYOFF FIRSTS	243
NHL DIRECTORY	245
ALL-TIME RECORD VS. OPPONENTS	247
NHL TEAM INFORMATION	248
NHL CRITICAL DATES	279
NHL OFFICIALS	280
MEDIA POLICIES AND PROCEDURES	282
MEDIA RELATIONS TEAM	283
TELEVISION INFORMATION	284
RADIO INFORMATION	286
2025-26 SCHEDULE	290

MANAGING EDITOR
AARON SICKMAN

CONTENT DESIGN
JACKSON RIEBEL, DYLAN DANIEL,
KATIE DOANE

ART DIRECTION
MATT MINNICHOSOFFER

DESIGN & LAYOUT
MINNESOTA WILD CREATIVE SERVICES

PHOTOGRAPHY
BRUCE KLUCKHOHN, GETTY IMAGES

PRINTED BY
POINT B SOLUTIONS

SPECIAL THANKS
NATIONAL HOCKEY LEAGUE,
ELIAS SPORTS BUREAU

COPYRIGHT © 2025
MINNESOTA WILD

The information contained in this publication was compiled by the Minnesota Wild and is provided as a courtesy to our fans and the media, and may be used for personal and editorial purposes only. Any commercial use of this information is prohibited without the prior written consent of the Minnesota Wild Hockey Club.
All NHL and team insignias depicted in this publication are the property of NHL Enterprises, Inc. and the respective teams and may not be reproduced for commercial purposes without the prior written consent of NHL Enterprises, Inc.



STAFF DIRECTORY

MINNESOTA WILD HOCKEY CLUB

317 WASHINGTON STREET | SAINT PAUL, MN 55102

PHONE: (651) 602-6000 | FAX: (651) 222-1055 | TICKETS: (651) 222-WILD (9453) | WILD.COM

Board Members:

Craig Leipold (Owner/Governor), Kyle Leipold, Quinn Martin, Mark Pacchini, Dan Bowen, Steve Uline

Limited Partners:

Robert Hubbard, Stanley E. Hubbard, Stanley S. Hubbard, Horace H Irvine III, Robert Marvin, Jr., Dan Marvin, Paul Marvin, Will Marvin, Jeff Johnson, Ford Nicholson, Todd Nicholson, Vance Opperman and Michael Reilly

EXECUTIVE MANAGEMENT

Owner/Governor	Craig Leipold
Chief Executive Officer	Matt Majka
General Manager and President of Hockey Operations	Bill Guerin
Chief Financial Officer and Executive Vice President	Jeff Pellegrom
Chief Revenue Officer and Executive Vice President	Mitch Helgeson
Senior Vice President, Corporate Partnerships and Retail Management	Carin Anderson
Senior Vice President of Facilities of MSE	Jim Ibister
Senior Vice President, Sales and Service	Maria Troje
Senior Vice President, General Counsel, Legal and Risk Management	Steve Weinreich
Senior Vice President, Marketing and President, Iowa Wild	Todd Frederickson
Vice President, People Strategy & Experience	JaAn Scofield-Meche
Vice President, Finance and Controller	Trevor Shannon
Vice President, Minnesota Wild Foundation & Community Relations	Mike Snee
General Manager and Vice President, Grand Casino Arena	Kelly McGrath
General Manager and Vice President, Saint Paul RiverCentre	Kate Setley
Executive Assistant	Deb Hanson, Stephanie Huseby

HOCKEY OPERATIONS

Assistant General Manager	Mat Sells, Michael Murray, Chris Kelleher
Hockey Operations Advisor	Mike Modano
Head Coach	John Hynes
Associate Coach	Jack Capuano
Assistant Coach	Jason King, Patrick Dwyer
Goaltending Coach	Frederic Chabot
Video Coach	Jonas Plumb, Ray Sylvester
Skating and Skills Coach Instructor	Andy Ness
General Manager, Iowa Wild	Matt Hendricks
Senior Director of Player Development	Brad Bombardir
Assistant Director of Player Development	Cody McLeod
Player Development Coach	Derek Stepan
Player Development Coach & European Scout	Carl Hagelin
Player Development Advisor	Alex Goligoski
Team Services Manager	Dominic Hennig
Senior Manager of Hockey Administration	Taylor Cashman
Team Operations Assistant	Tony Martinez
Pro Scout	Erik Heasley, David MacLean, Mark Mowers, Richard Park
Director of Amateur Scouting	Judd Brackett
Amateur Scout	Patrick Baum, Justin Berry, David Chiarelli, Eric Godard,
.....	Christopher Hamel, Brian Hunter, Dan Palango, JP Perpich
Director of European Scouting	Ricard Persson
European Scout	Ladislav Benysek, Ivan Nepriev, Charlie Thelin
Human Performance Specialist	Aaron Bogosian
Senior Hockey Operations Analyst	Danny Kaplan
Hockey Operations Analyst	Abigail Ives



STAFF DIRECTORY

Head Equipment Manager.....	Tony DaCosta
Assistant Equipment Manager.....	Matt Benz, Cliff Halstead
Locker Room Attendant.....	Lance Vogt
Head Athletic Trainer.....	John Worley
Assistant Athletic Trainer and Massage Therapist.....	Travis Green
Assistant Athletic Trainer.....	Brian Grogesky
Head Strength and Conditioning Coach.....	Matt Harder
Assistant Strength and Conditioning Coach.....	Abe Edson, Trey Saari
Medical Director.....	Dr. Sheldon Burns
Team Physician.....	Dr. Stephen Meade
Orthopedic Surgeon.....	Dr. Joel Boyd, Dr. Gary Fetzer, Dr. Brad Nelson
Craniofacial Surgeon.....	Dr. David Hamlar, Dr. Harley Dresner
Neuropsychologist.....	Dr. Sonia Mosch
Team Dentist.....	Dr. Mike Pelke, Dr. Emily Wernberg, Dr. Stephanie Wenzel, Dr. David Augustson
Team Nutritionist.....	Jenna Stangland, Madi McDonald
Emergency Medicine.....	Dr. Kurt Isenberger

BRAND & CREATIVE

Director, Brand Marketing and Content.....	Chris Barriere
Senior Brand Advisor.....	John Maher
Senior Manager, Creative Services.....	Matt Minnichsoffer
Manager, Motion Design and Production.....	Ryan Gause
Lead Graphic Designer.....	Lauren Jordan
Digital Designer.....	Sydney Laumeyer
Graphic Designer.....	Jenna Casura, Esther Stoy
Digital Display Specialist.....	Tim Triplett

BROADCAST

Executive Producer, Video Content.....	Paul Loomis
Production/Facility Ops Manager.....	Josh Udvig
Television Play-by-Play.....	Anthony LaPanta
Television Analyst.....	Ryan Carter, Lou Nanne, Wes Walz
Television Reporter.....	Kevin Gorg
Executive Producer and Host, Radio.....	Kevin Falness
Radio Play-by-Play.....	Joe O'Donnell
Radio Analyst.....	Tom Reid

BUSINESS ANALYTICS

Senior Director, Business Intelligence & Analytics.....	Matt Wells
Director, Digital Analytics.....	Bryant Hafemeyer
Senior Analyst.....	Logan Fischer
Analyst, Digital Marketing.....	Olivia Pardo
Analyst, CRM.....	Brady Kisthart

COMMUNITY RELATIONS

Senior Director, Community Relations & Hockey Partnerships.....	Wayne Petersen
Manager, Community Relations.....	Bella Iversoen
Manager, Hockey Partnerships.....	Gabby Billing
Coordinator, Hockey Partnerships.....	Kori Schmidt
Intern, Community Relations.....	Megan Homeister

CORPORATE PARTNERSHIP & SUITE SALES

Senior Director, Corporate Partnership Sales.....	Bryan Bellows
Senior Director, Corporate Partnership Success.....	Ed Souter
Senior Manager, Partnership Success.....	Tim Groth
Senior Manager, Premium Partnerships.....	Mark Fasching

STAFF DIRECTORY



Senior Manager, Partnership Solutions.....	Kelsey Mihachik
Senior Account Executive, Corporate Partnership Sales.....	Rob Bovee, Doug Ferguson
Account Executive, Corporate Partnership Sales.....	Will Jurgensen
Account Executive, Premium Partnerships.....	Ralph Kratochvil
Manager, Partnership Success.....	Jack MacLennan
Senior Coordinator, Partnership Success.....	Collin Smith
Coordinator, Partnership Success.....	Alex Chapman, Brooklyn Godes, Morgan Turner
Intern, Partnership Success.....	Samantha Hawes
Coordinator, Premium Partnerships Success.....	Montana Souder
Intern, Premium Partnership Success.....	Arielle Loubier

CUSTOMER SALES & SERVICE

Senior Director, Ticket Sales and Service.....	Erica McKenzie
Director, Ticket Operations.....	Chris Turns
Senior Manager, Group Sales.....	Dave Eisenberger
Senior Manager, Membership Sales.....	Ray Jordan
Senior Manager, Membership Service.....	Jared Jenkins
Senior Manager, Ticket Operations.....	Brett Miller
Senior Manager, Events.....	Tawnya Vidnovic
Senior Manager, Loyalty Program.....	Emma Dufault
Manager, Sales & Service Academy.....	Sarah Scinto
Senior Account Executive, Fan Relations.....	Nick Catton
Senior Account Executive, Group Sales.....	Chris Malek, Karen Reisinger
Senior Account Executive, New Business Development.....	Cayson Ehlinger, Kean Ludvick, Aidan Zurn
Senior Premium Service Account Executive.....	Ryan Kronebusch
Premium Service Account Executive, Fan Relations.....	Dani Mestelle
Account Executive, Fan Relations.....	Colton Christmann, Zachary Larson, Zach Miller
Account Executive, Sales & Service.....	Michael Nieckula, Taylor Pogreba
Associate Account Executive, Group Sales.....	Mason Bishop
Associate Account Executive, Sales & Service.....	Megan Dunn, Jack Olson
Coordinator, Ticket Operations.....	Madison Rzesutek
Intern, Customer Sales & Service.....	Ashley Fenton
Intern, Sales & Service Academy.....	Sam Beukelman, Benjamin Timmons, Julia Walters, Derek Yerich
Intern, Loyalty Program.....	Grace Eby

DIGITAL

Senior Manager, Digital Content.....	Brandon McCauley
Producer.....	Matt Hussey, Joey Skare, Monty Torres
Videographer/Editor.....	Nick Gilman, Chris McMurphy, Sean Rice
Coordinator, Digital Content.....	Grace Mello, Bennett Silvyn
Coordinator, Web & App.....	Zoe Fiedler
Digital/Social Media Intern.....	Arin Kujala

FINANCE

Director, Accounting.....	Ryan Stevens
Senior Manager, Accounting.....	Jon Ball
Manager, Accounts Payable.....	Sandra Willson
Senior Payroll Administrator.....	Jaymi Warren
Payroll Accountant.....	Madeline Birkel
Staff Accountant.....	Ryan Jeska, Josh Petrik, Emily Pink
Accounts Receivable Administrator.....	Jaxon Bombardir



STAFF DIRECTORY

HUMAN RESOURCES

Director, People	Jonathan Urena
Senior Manager, Communications and Engagement	Dave Schwartz
People Partner	Elsa Beise, Jon Rosas
People Analyst	Jasmine Henjum
Talent Acquisition Specialist	Zuzet Carreon

LEGAL

Associate Counsel	Ben Dugan
Manager, Risk and Compliance	Theja Ingebrand

INFORMATION TECHNOLOGY

Director, IT	Josh Kielbasa
Manager, IT	Tyler Dimmel
Senior Generalist, IT	Nathaniel Beckstrom
Generalist, IT	Michael Peterson
Event Support, IT	Sean Johnson, Jon Guba

MARKETING

Director, Experiential Marketing	Jim Vanek
Director, Revenue Marketing	Katie Vannelli
Director, Game Presentation	Travis Fuller
Director, Innovation Marketing	Michael Spooner
Senior Manager, Marketing	Fordy Leipold
Manager, Experiential Marketing	Nicole Petschow
Manager, Mascot Operations	Robert Hathaway
Manager, Marketing Automation	Ben Hall
Manager, Advertising Marketing	Molly Munro
Analyst, Financial	Patrick Avery
Coordinator, Game Presentation	Nicole Koehn
Coordinator, Revenue Marketing	Shea O'Brien
Specialist, Marketing Automation	Mac Heise
Intern, Revenue Marketing	Lauren Young
Intern, Experiential Marketing	William Haggenmiller, Ava Olson

MEDIA & PUBLIC RELATIONS

Director, Media Relations	Aaron Sickman
Manager, Media Relations	Jackson Riebel
Senior Coordinator, Media Relations	Dylan Daniel
Media Relations Game Night Associate	Katie Doane

MINNESOTA WILD FOUNDATION

Executive Director	Rachel Schuldt
Development Assistant	Abby Fox
Intern, Wild Foundation	Jordan Boron

SAINT PAUL ARENA COMPANY

General Manager/Vice President, Grand Casino Arena	Kelly McGrath
General Manager/Vice President, Saint Paul RiverCentre	Kate Setley
Senior Director, Operations	Mark Stoffel
Senior Director, Planning and Public Affairs	Bill Huepenbecker
Senior Director, Guest Experience and Security	Rachael Johnson
Senior Director, Event Management and Production	Pat Lealos
Assistant General Manager, RiverCentre	Susan Hubbard
Director, Communications & Marketing	Tracy Perlman
Director, Event Development	Bryan Miller
Director, Event Production	Jon Koehler
Director, Event Management	Sara Peterson

STAFF DIRECTORY



Director, Guest Experience	Tracy Watson
Director, Operations	Matt Fujinaka
Director, RiverCentre Sales	Gabe Clendenen
Director, Suite Service & Premium Operations	Bree Oslin
Director, Ticket Operations	Kristina Meier
Senior Manager, Transportation and Parking	Mark Giese
Senior Box Office Operations Manager	Micki Tschida
Senior Manager, Production Administration	Jerry Abell
Manager, Box Office Finance	Andrea Retterath
Manager, Guest Experience	Jen Hazzard, Tali Ziegler
Assistant Manager, Suite Service & Premium Operations	Ian O'Grady
Marketing Manager	Nellie Gosh, Alyssa Olson
Senior Coordinator, Suite Service and Premium Operations	Lauren Jacoby
Communications & Digital Media Specialist	Sam Johnson
Marketing Coordinator	Alyssa Haggerty
Coordinator, Guest Experience	Shannon Belflower
Senior Account Executive, RiverCentre Sales	Zach Foster
RiverCentre Sales Coordinator	Jamie Wirth
Social Media Specialist	Connor Kropp
Senior Manager, Event Development and Booking	Brandon Tucker
Senior Event Manager	Jon Koehler, Haley Thelen
Event Managers	Charles Barrette, Tyler Ichella, Tori Dubois
Event Coordinator	Colleen Scott
Event Floor Coordinator	Logan Nachtrab
Event Administrative Assistant	Emily Johnston
Senior Manager, Ice Operations and Event Manager	Travis Larson
Box Office Supervisor/Ticketing Specialist	Judy Bartolett, Jon Johansen
Senior Operations Manager	Stephanie Garza
Operations Manager	Athena Kline
Operations Manager - Conversion	Randy Olmstead
Operations Manager - Overnights	Cesar Barrera
Operations Manager Assist	Oscar Mendoza Huerta, Jamie Robinson
Lead Custodians	Kyle Blass, Jim Flanders, Paul Hitchcock, Jesus Ibarra-Amaya, Jackie Jensen
Lead Custodians TRIA Rink	Chris Aase, Tylor Austin, Michael Grovum, Reggie Krakowski
Custodians	Mark Carlson, Morgan Hale, Josue Lopez, Patricia Mendez-Nolasco, Michael Olmstead, Paul Patterson, Jeff Schwartz, Petrona Marcos Toma, Shannon Wemhoff, Joseph Williams, Lee Xiong, Sean Lammers, Patt Nelson
Housekeeper	Deanna Keenan
Senior Electrician	Gregg Gramse
Electricians	Todd Brochman, Jacob Setley, Wayne Stock
Senior Manager, Security	Rich Berg
Assistant Security Managers	Jeremy Jacobs, Ryan Kaiser, Andy Ohmann, Terreea Wright
Security Officers	Rick Hanson, Darryl Jazdzewski, Ashton Johnson, Robert Labore, Justin Mickle, Sally Rederth, Dave Sheerer, Noah Sjolund, Konnor McCutchen
Stage Technicians	Tim Buckman, Dave Gajeski, Chris Hoy, Jeff Simonett
Painter	Troy Glaus, Al Little
Lead Engineer	Larry Novotny
Engineers	Quin Lesch, Eric Waldner
Handyman-General Laborer	John Evans
Project Manager	Mark Anger
Assistant Logistics Manager	Andrew Levine
Logistics Specialist	Adam Arroyo

317 ON RICE PARK

Receptionist, 317 on Rice Park	Kim Bauer, Susan Brommer
Guest Service Attendant, 317 on Rice Park	Ryan Schuldt



Our Minnesota Wild game uniforms have evolved over the course of 25 NHL seasons, but the key elements of the Wild brand identity have remained consistent. The crest of the jersey, one of the most unique and striking marks in all of professional sports, is a Minnesota wilderness pictogram including elements depicting a wild animal, the north star, evergreen trees, a red sky, a sun/moon, a loon, and a stream. The logo was revealed on Nov. 18, 1999 at the Roseville Skating Center as a part of a ceremony celebrating the inaugural season Wild jersey.

The current home and road Wild jerseys both feature this primary logo as the crest. The Wild home jersey uses the Forest Green base color, with a distinctive horizontal chest stripe in Wild Wheat. The shoulder patch “M” takes its design from the Wild script wordmark that had been featured on a unique alternate jersey design worn from 2009 to 2017. Home uniforms also feature a Wild Wheat and Iron Range Red combination striping on the sleeves and socks. Road uniforms mimic the home striping design, but with Forest Green stripes on the crisp white base. Rather than the “M” shoulder patch of the home jersey, the road jersey features an alternate Wild mark featuring a circular design and the words “Minnesota Wild” encircling the primary logo. This circular mark first appeared on Wild uniforms as the crest on the red alternate jersey (which later became the primary home jersey), introduced in 2003.

The Wild alternate uniform, dubbed “The 78’s” in honor of our predecessor Minnesota NHL franchise, the North Stars, was introduced in 2023. These throwbacks celebrate the design and colors of the North Stars’ late-1970’s uniforms. These uniforms introduce an entirely new colorway, with a Kelly Green base color and bright yellow striping. The 78’s are based on the adidas/NHL “Reverse Retro” Wild uniforms from the 2020-2021 and 2022-2023 seasons. Additional details have been added that were not a part of the Reverse Retro version, including a shoulder patch featuring the “State of Hockey” logo, as well as a distinctive treatment for the captain and alternate captains’ “C” and “A” on the upper left chest, which now are layered over a patch in the shape of our home state.



A Minnesota Wild Foundation initiative supporting community hockey

PRESENTED BY  **TRIA**

Introduced on Hockey Day Minnesota 2025, Skate It Forward is an ongoing philanthropic initiative of the Minnesota Wild and the Minnesota Wild Foundation dedicated to preserving, strengthening, and celebrating community hockey in Minnesota. Inspired by the “Pay It Forward” movement, Skate It Forward reinvests directly into community hockey in Minnesota. The core objective of Skate It Forward is to grow community hockey participation by making it easier for first-time players to get on the ice.

Community hockey is why Minnesota is the State of Hockey. This unique youth hockey model is the combination of local non-profit associations, high school programs, and municipally operated ice arenas. Community hockey helps to make the sport more accessible and affordable than anywhere else in the nation. Kids play locally with their classmates and neighbors. They play for their schools and communities. Games are played in community-owned arenas that have become the heartbeat of towns.

Minnesota currently leads the nation in the number of hockey players at every level from mite to professional. There are more than 250 publicly owned indoor arenas and countless outdoor rinks providing affordable, accessible ice throughout the State of Hockey from Hallock to La Crescent and Luverne to Silver Bay.

Skate It Forward is specifically partnering with 11 nonprofit community hockey associations for the 2025–26 pilot season: Anoka, Delano, Willmar, Waseca, Winona, Mounds View Irondale, Osseo-Maple Grove, St. Paul Capitals, Langford Park, Bloomington Jefferson, and Minnesota Sled Hockey.

Hockey is hard enough, getting on the ice should be easy.



WILD IN THE COMMUNITY

The Minnesota Wild is proud to support hundreds of nonprofit organizations and other worthy causes each year from throughout the State of Hockey and beyond, with an emphasis on organizations that serve underprivileged children and families, educational initiatives, children's medical causes, military, youth hockey, environmental, animal rescue, and diversity and inclusion. During the 2024-2025 season, the Minnesota Wild was happy to donate autographed memorabilia, merchandise and suites to various groups that met our giving criteria. Additionally, Wild season ticket members donated hundreds of tickets to nonprofit groups via the Wild Ticket Assist Program.



IN-KIND DONATIONS
Wild merchandise, etc.

\$ \$95,900

926 DONATIONS

SUITE DONATIONS
Wild games, concerts and events

\$ \$1,028,214

3,839 TICKETS

WILD GAME TICKETS
Donated by season ticket members through ticket assist

\$ \$56,034

761 TICKETS

WILD GAME TICKETS
Donated by Wild Community Department

\$ \$32,812

305 TICKETS

TOTAL GIVING

\$ \$1,212,960

4,896 TICKETS

WILD FOUNDATION



TOGETHER WE CREATE A GREATER STATE OF HOCKEY

The Minnesota Wild Foundation exists to support the game of hockey and improve the lives of families in the State of Hockey. With support from Wild players, fans and donors, the Minnesota Wild Foundation supports pediatric medical causes, serves as the largest non-member funding source for Minnesota Hockey, and provides fundraising opportunities for youth hockey associations and children's health and wellness charities across the state. Since its inception in 2009, the Wild Foundation has distributed \$6.3 million in grants to hockey organizations and children's medical-related charities, and has helped local charities raise over \$8.3 million through its Split the Pot Raffle program. Together we create a Greater State of Hockey.



SUPPORT THE MISSION OF THE MINNESOTA WILD FOUNDATION

SCAN QR CODE TO DONATE >



For more information about the Minnesota Wild Foundation, visit wild.com/foundation or contact us at mnwildfoundation@wild.com or 651-602-6000.

Follow the Minnesota Wild Foundation



@WildGivesBack



@wildgivesback



wildgivesback



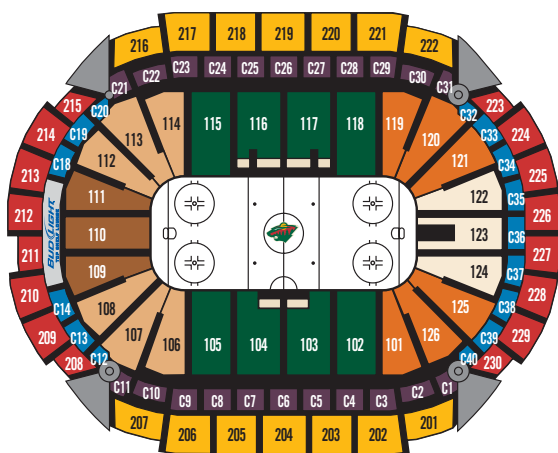
GRAND CASINO ARENA



The award-winning Grand Casino Arena, located in downtown Saint Paul, Minnesota, is home to more than 150 events annually and welcomes approximately 1.7 million visitors each year. The venue opened its doors on Sept. 29, 2000, when the National Hockey League franchise Minnesota Wild played their first inaugural year preseason game, followed the next night by the arena's first concert featuring Barenaked Ladies.

In addition to perennial favorites such as the Minnesota State High School League's Boys and Girls Hockey and Wrestling Tournaments, the venue has played host to several world-renowned events in its history including the 2026 IIHF World Junior Championship, Super Bowl LII Opening Night and Media Day events, 2008 Republican National Convention, NCAA Men's Frozen Four (2024, 2018, 2011, 2002), U.S. Figure Skating Championships (2016, 2008), USA Gymnastics National Championships (2011, 2006), as well as some of entertainment's most legendary performers including Harry Styles, Madonna, Bruno Mars, The Rolling Stones, Taylor Swift, Bruce Springsteen, Elton John, and Minnesota native and favorite son, Prince.

Grand Casino Arena and adjacent Saint Paul RiverCentre are known for being passionate about creating the best experiences imaginable for their guests, and that includes providing a setting that is a model of sustainable practices. Their efforts have been designed to integrate into their daily operations and culture. Grand Casino Arena and Saint Paul RiverCentre are honored to have been recognized as leaders in sustainability and are certified by LEED (Gold), EIC/SES (Gold) and Green Globes. They are proud to be the only complex in the world to receive these three independent certifications. Grand Casino Arena is managed by Saint Paul Arena Company.



SEAT LOCATION

- On-The-Glass
- RBC Wealth Management Club Level Sides
- RBC Wealth Management Club Level Ends
- Bud Light Top Shelf Lounge
- Lower Level Sides
- Lower Level Corners, Double Attack
- Lower Level Corners, Single Attack
- Lower Level End, Double Attack
- Lower Level End, Single Attack
- Upper Level Sides
- Upper Level Ends

To reserve your spot on the Season Ticket waiting list or to receive more information on Season Tickets, Partial Season Ticket Plans, Group Tickets and Suites visit:

TICKETS.WILD.COM | 651.222.WILD



TEAM MANAGEMENT



TEAM MANAGEMENT



CRAIG LEIPOLD **OWNER & GOVERNOR**

Craig Leipold is the majority owner and principal investor in Minnesota Sports & Entertainment (MSE), a regional sports and entertainment leader that includes the National Hockey League's Minnesota Wild, the Iowa Wild of the American Hockey League, 317 on Rice Park and the facility management of Grand Casino Arena, TRIA Rink at Treasure Island Center, Saint Paul RiverCentre and the Legendary Roy Wilkins Auditorium. He oversees the day-to-day business operations of the organization and serves as the team's Governor at NHL Board of Governors' meetings. The NHL's Board of Governors officially approved Leipold's purchase of MSE on April 10, 2008.

Under Leipold's ownership, the Wild is dedicated to building a Stanley Cup contending franchise, playing an important role in the community through service initiatives, providing a fun and entertaining game-night experience and building strong relationships with its fans and corporate partners.

Leipold has advocated for the State of Hockey to host premiere NHL events, including the 2022 NHL Winter Classic at Target Field, 2016 Coors Light Stadium Series at TCF Bank Stadium and the 2011 NHL Draft at Grand Casino Arena.

A resident of Racine, Wis., Leipold completed the sale of the Nashville Predators to a local ownership group on Dec. 7, 2007, a team he owned since the expansion franchise was awarded to Nashville in 1997.

During his time as an NHL owner, Leipold has been a tireless advocate for the professional hockey industry. Appointed by NHL Commissioner Gary Bettman, Leipold serves on both the League's Executive Committee and Audit Committee. He was a member of the League Negotiating Committees that negotiated the Collective Bargaining Agreements with the NHL Players' Association in 2005 and 2013. He is also a strong advocate for the new, more "fan-friendly" NHL, including the rule changes to promote a more entertaining competition and increased fan access to the product.

Craig and his wife Helen (Chairman and Chief Executive Officer of Johnson Outdoors, Inc., and Chairman of Johnson Financial Bank Corp.) have five sons (Chris, Kyle, Connor, Curtis and Bradford) and own five dogs. While in St. Paul, the Leipold's live in their apartment in the historic Saint Paul Hotel.



MATT MAJKA **CHIEF EXECUTIVE OFFICER & ALTERNATE GOVERNOR**

Currently in his 29th year with the organization, Matt Majka (pronounced MAY-kuh) is in his third year as Chief Executive Officer and Alternate Governor of Minnesota Sports and Entertainment (MSE) after being promoted to the position on July 25, 2023. Majka has previously held the positions of President and Alternate Governor, Chief Operating Officer, Executive Vice President, Senior Vice President of Business Operations and Vice President of Marketing and Corporate Sponsorships.

MSE is a regional sports and entertainment leader that has grown into several different business operations including the Minnesota Wild, its minor league affiliate, the Iowa Wild, and Saint Paul Arena Company (SPAC), the manager and operator of Grand Casino Arena, Saint Paul RiverCentre, Roy Wilkins Auditorium, TRIA Rink, Herbie's On The Park and 317 on Rice Park.

During his tenure with the Wild, Majka has been instrumental in fostering the unique relationship between the hockey club and its fan base. The team's continued dedication to the fans of the "State of Hockey" is reflected in ESPN The Magazine's Ultimate Standings as the Wild was named the "Best Stadium Experience" in the National Hockey League from 2007-10. Minnesota ranked first in the NHL and sixth overall for "Stadium Experience" in the field of all 122 major league sports franchises in 2012.

Majka joined the Minnesota Wild in October of 1997 from Rollerblade, Inc., where he started work in 1984. Beginning as a Sales Representative for the fledgling company, he held positions of increasing responsibility through his 13-year tenure. During his tenure, the privately held company grew revenues from \$1 million to more than \$200 million annually.

The Detroit, Mich., native has lived in the Twin Cities for more than 50 years and is a 1984 speech communications graduate of the University of Minnesota. Majka currently serves on the St. Paul Downtown Alliance, United States Hockey Hall of Fame, BEL13VE in Miracles Foundation, Ordway Center for the Performing Arts, Twin Cities Dunkers, and Minnesota Sports and Events.

TEAM MANAGEMENT



JEFF PELLEGRON **CHIEF FINANCIAL OFFICER & EXECUTIVE VICE PRESIDENT**



Jeff Pellegron is in his 18th season as the Wild's Chief Financial Officer and Executive Vice President. He oversees the organization's finance, payroll, legal services, human resources, information technologies, and Arena events. Pellegron also oversees investor relations and governmental affairs.

The Minnesota Wild, along with its parent organization Minnesota Sports & Entertainment (MSE), is a sports and entertainment leader, made up of the NHL Team, the Wild's AHL affiliate the Iowa Wild, a business arm called Venture32 and the facility management of Grand Casino Arena and Saint Paul RiverCentre.

Pellegron has extensive experience in corporate finance, international business, and business development. Prior to joining the Wild, he spent eight years with 3M and 10 years with SC Johnson, specializing in corporate finance and mergers and acquisitions.

A native of Midland, Michigan, Pellegron received his undergraduate degree in mathematics and economics from Kalamazoo College before earning his MBA in finance from the University of Minnesota's Carlson School of Management. He serves on the board of the St. Paul Area Chamber of Commerce and as treasurer of the Minnesota Wild Foundation.

In his free time, Pellegron enjoys endurance sports including swimming and cycling. He and his wife Mary have four adult children.

MITCH HELGERSON **CHIEF REVENUE OFFICER & EXECUTIVE VICE PRESIDENT**



Mitch Helgersen is in his third season as Chief Revenue Officer. Now in his 20th season with the Minnesota Wild, he previously held positions of Senior Vice President of Marketing and Broadcasting, Senior Director of Marketing Intelligence and Special Projects and Director of Finance.

As Chief Revenue Officer, Helgersen oversees all revenue streams for the organization including ticket sales and service, corporate partnerships, premium seating and retail, while also facilitating the team's relationship with its broadcast partners. Helgersen has also been instrumental in the development of the organization's business intelligence team, one of the first of its kind within the industry.

Prior to his time with the Wild, Helgersen was with Ecolab, Inc. in a variety of financial roles.

A native of Alexandria, Minn., he earned his undergraduate degree from the University of North Dakota in Grand Forks and an MBA from the University of Minnesota's Carlson School of Management. Helgersen also serves on the Board of Directors for the Science Museum of Minnesota.

He and his wife, Jennifer, have two children, Henry and Emma. The family resides in Lake Elmo.



TEAM MANAGEMENT



CARIN ANDERSON

SENIOR VICE PRESIDENT, CORPORATE PARTNERSHIPS AND RETAIL MANAGEMENT

Carin Anderson is in her 29th year with the Minnesota Wild and ninth as Senior Vice President, Corporate Partnerships and Retail Management. A founding member of the organization, Anderson has played a pivotal role in shaping the Wild's business strategy and brand partnerships since 1997.

In her current role, Anderson leads the development and execution of all corporate partnerships and premium seating strategy for both the Minnesota Wild and Grand Casino Arena. Anderson has been instrumental in securing and growing key corporate relationships such as Grand Casino, Xcel Energy, Anheuser Busch, BMO, Coca-Cola, and Old National Bank along with others

throughout the years.

In addition, she oversees the Retail Operations for the Minnesota Wild including game day sales and the Hockey Lodge store at Grand Casino Arena, along with an e-commerce strategy through a comprehensive and integrated partnership with Fanatics.

Prior to her time with the Wild, Anderson spent six years with the University of Minnesota's Men's Athletic Department as a Marketing Manager.

A native of North Branch, Minn., Anderson serves on the Board of Directors for the Minnesota Chiefs of Police Foundation, where she also chairs the marketing committee. She holds a business degree with a finance emphasis from the Carlson School of Management at the University of Minnesota.



TODD FREDERICKSON

SENIOR VICE PRESIDENT, MARKETING

Todd Frederickson is in his first season as Senior Vice President of Marketing for the Minnesota Wild, having previously served as the team's Vice President of Marketing for four seasons (2021-25). He leads the Wild's marketing efforts in the areas of advertising, events, game operations and digital media. Frederickson also continues to serve as President and Governor of the Iowa Wild in the American Hockey League (AHL) and is responsible for all interaction with the AHL.

He was named President of the Iowa Wild on April 24, 2013, and has been instrumental in hockey's successful return to the Des Moines market as Iowa has become one of the premier franchises in the AHL. Under his leadership, the team has garnered numerous awards including winning Team of the Year, Social Media Department of the Year, Outstanding Fan Experience and Best Unique Game Operations Promotion in 2019. Frederickson was also the 2019 recipient of

the Thomas Ebright Award in recognition of his career contributions to the AHL. In 2018, Iowa was honored for the third straight season as the AHL's Corporate Sales Team of the Year, with more than 100% growth backed by new and creative sponsorships.

As the first president in Iowa Wild history, Frederickson created community-based initiatives such as the Healthy Living Floor Hockey Program and the team's Wild About Reading campaign. During the 2017-18 season, the team partnered with Iowa Corn and introduced Hockey Days Iowa, the largest outdoor 3-on-3 hockey tournament in Iowa history. More than 300 players from multiple states making up more than 40 teams competed in the inaugural event, which took place in a cornfield in the greater Des Moines area. As a result of the success of Hockey Days Iowa, the Wild received the AHL Corporate Promotion of the Year and Community Service Excellence awards at the 2018 AHL Team Business Meetings.

Frederickson is a member of the ACES (Athletes Committed to Educating Students) Board of Directors.

Prior to joining Iowa, Frederickson served as the AHL's Vice President, Team Business Services, leading the league to five consecutive years of ticket sales and corporate sales growth. Before joining the AHL, he spent time with the Atlanta Falcons organization and 11 years with the AHL's Chicago Wolves, including three years as executive director of ticket sales and service.

The Grosse Pointe Woods, Mich., native, is a graduate of Denison University in Granville, Ohio.



TEAM MANAGEMENT

JIM IBISTER

SENIOR VICE PRESIDENT, FACILITY ADMINISTRATION

As Senior Vice President of Facility Administration for the Minnesota Wild Jim Ibister is responsible for overall facility administration at Grand Casino Arena, Saint Paul RiverCentre, TRIA Rink and the 317 Washington building. Jim also leads campus-wide Information Technology for Minnesota Sports & Entertainment (MSE).

A resourceful and innovative leader, Jim guides large capital and innovation projects to help maintain state of the art facilities. Under his guidance, Grand Casino Arena and Saint Paul

RiverCentre has transformed its operations to become an award-winning, internationally-recognized model of sustainability, including LEED Gold certification.

Ibister was previously the General Manager of Saint Paul RiverCentre and also worked at the Mayo Civic Center in Rochester, Minn., where he was Executive Director from 1996-2000 before joining MSE. He translates his love of sports and the theater to the office, where he believes success is critical to taking responsible risks, pushing past preconceived notions, putting people first, and having fun along the way.

He and his wife, Molly, reside in Arden Hills. They have a daughter, Ellen, and a son, Carter.



MARIA TROJE

SENIOR VICE PRESIDENT, TICKET SALES AND SERVICES

Maria Troje is in her 25th season with the Minnesota Wild and fourth as Senior Vice President of Ticket Sales and Service. In her current role, she oversees the Wild's Season Ticket Holder base to continually provide excellence in customer service and fan experience, which has led to renewal rates that have consistently exceeded 90%. Her duties also include managing ticket sales for the Wild, including season ticket packages, groups and single game tickets.

Over the past few seasons, Troje has instituted an overarching customer service philosophy campus-wide for the organization, called Service First, which connects full and part-time staff as well as key partners of the Minnesota Wild to focus on service and culture at the core of the business. She also serves as the lead contact with Levy Restaurants.

Troje played an integral role in two ground-breaking initiatives: the first-ever Wild Fan Advisory Board to gain fan insights and steadily improve the fan experience; and Wild Rewards, a loyalty program designed to reward Season Ticket Holders with merchandise and one-of-a-kind experiences. She also led the organization's task force for the 2016 Coors Light NHL Stadium Series weekend that took place Feb. 20-21, 2016, at TCF Bank Stadium as well as the 2022 Discover NHL Winter Classic that took place Jan. 1, 2022 at Target Field.

Troje received her undergraduate degree from the University of St. Catherine and her Masters from the University of New Haven, Connecticut. Troje currently serves on the Foundation Board of Children's Minnesota. She has been with the Wild organization since its inception in 2000 and was named one of Minneapolis/St. Paul Business Journals Women in Business in 2018.

She and her husband, Chris, have three children, Connor, Brady, and Addison. The family resides in Blaine.





TEAM MANAGEMENT



STEVE WEINREICH

SENIOR VICE PRESIDENT, GENERAL COUNSEL, LEGAL AND RISK MANAGEMENT

Steve Weinreich is in his second season as Senior Vice President, General Counsel, Legal and Risk Management and 16th season overall for Minnesota Sports & Entertainment (MSE), having previously served as Vice President, General Counsel. Weinreich is responsible for directing and managing all legal services for the National Hockey League's (NHL) Minnesota Wild, the American Hockey League's (AHL) Iowa Wild and Saint Paul Arena Company. These responsibilities include reviewing hockey team contracts, drafting of sponsorship, suite, event and service contracts, workers compensation, employment law issues, general liability matters, hockey immigration and administration and coordination of all external legal services utilized by the company.

Weinreich is also a Board of Directors member for the Treasure Island Center, the Wild's primary practice facility, as well as a member of the Minneapolis Regional Chamber Board.

Weinreich served as Vice President and General Counsel of the NHL's Arizona Coyotes and Gila River Arena for seven years prior to joining MSE. Before working for the Coyotes, he spent six years as a lawyer working for the law firms Sonnenschein, Nath and Rosenthal as well as Vedder, Price, Kaufman and Kammholz in Chicago.

Weinreich has an undergraduate degree in Sports Management and Communications from the University of Michigan and a law degree from Washington University in St. Louis.

Steve and his family reside in Golden Valley.



JAAN SCOFIELD-MECHE

VICE PRESIDENT, PEOPLE STRATEGY AND EXPERIENCE

JaAn Scofield-Meche is in her fourth season as Vice President of People Strategy and Experience for Minnesota Sports and Entertainment (MSE) after joining the organization in March of 2022. She is responsible for leading the people strategies and human resource operations, talent acquisition, and leadership development on behalf of the Minnesota Wild, Iowa Wild, Saint Paul Arena Company, TRIA Rink, and Saint Paul RiverCentre. Scofield-Meche is committed to creating a culture of continuous improvement and operational excellence.

She has held various human resource roles in the telecommunications, construction, health care, and professional beauty industries. Before joining the Wild, Scofield-Meche most recently served as the Vice President of Human Resources for Universal Services, Inc., for five years.

She received her Bachelor of Science degree in Human Resource Management from Saint Mary's University of Minnesota and her Master of Arts degree in Human Resources Management from Concordia University, Saint Paul.



TEAM MANAGEMENT

TREVOR SHANNON

VICE PRESIDENT, FINANCE AND CONTROLLER

Trevor Shannon, CPA, is in his 14th season with Minnesota Sports and Entertainment (MSE) and sixth as Vice President of Finance and Controller. He is responsible for directing and managing all financial reporting, risk management, and financial/tax compliance for the National Hockey League's Minnesota Wild, Saint Paul Arena Company, the American Hockey League's Iowa Wild, Venture 32 (State of Hockey), TRIA Rink, and Saint Paul RiverCentre. These responsibilities include cash and treasury management, risk / insurance management, company payroll reporting, tax compliance, and all external financial compliance.

Prior to joining MSE in 2012, Shannon served as Controller for Twin City Fan Companies for seven years. Before his role with Twin City Fan, he was in public accounting at Latta Harris Hanon & Penningroth CPA firm in Tipton, Iowa serving many clients with audit, financial write-up, and income tax filings.

Trevor has an undergraduate degree in Accounting and a degree in Business Administration-Finance from Wartburg College in Waverly, Iowa. He became a Certified Public Accountant (CPA) in 2000 and maintains an active certificate in the State of Minnesota.

Trevor and his wife Mandy have three children; Andrea, Asher, and Brendan. The family resides in Burnsville.



MIKE SNEE

VICE PRESIDENT, MINNESOTA WILD FOUNDATION & COMMUNITY RELATIONS

Mike Snee is in his second year as Vice President, Minnesota Wild Foundation and Community Relations for the Minnesota Wild after being named to the position on June 12, 2024. In his role, Snee works to expand the reach and impact of the Wild Foundation and Community Relations efforts, specifically within Minnesota's extensive community hockey structure, and leads the Skate It Forward initiative, an ongoing philanthropic campaign that aims to preserve, strengthen, and celebrate community hockey in Minnesota.

A member of the Wild's inaugural staff hired in 1998, Snee returned to the organization following a 12-year tenure as Executive Director of College Hockey Inc. and a four-year stint as Executive Director of Minnesota Hockey. He originally spent nine years with the Wild, serving as Director of Corporate Sales and Director of Ticket Sales. Snee led one of the most successful sponsorship sales groups in the NHL and helped spearhead the creation and execution of Hockey Day Minnesota in 2007, a state-wide celebration of the game. He also led the initial ticket sales efforts for the expansion Wild, which produced a season-ticket base of 16,000. Snee started his sports business career as an intern with the Minnesota North Stars and worked for the NBA's Minnesota Timberwolves and the Minnesota Moose of the now-defunct International Hockey League.

Snee was a longtime member of the USA Hockey Congress, providing guidance and expertise to the national governing body for ice hockey in the United States. He also served on the board of the Minneapolis Youth Hockey Association for six years and has coached youth hockey and baseball for over 20 years.

A native of Duluth, Minn., Snee received his undergraduate degree in economics from the University of St. Thomas in 1991. He and his wife, Katy, reside in Minneapolis. They have three children.





TEAM MANAGEMENT



KELLY McGRATH

GENERAL MANAGER AND EXECUTIVE DIRECTOR, GRAND CASINO ARENA

Kelly McGrath is in her 25th season in the Minnesota Sports & Entertainment organization and third as Vice President and General Manager of Grand Casino Arena. She is responsible for the day-to-day operations of the arena, including securing and promoting events, attractions and shows. McGrath also supports the requirements of the Minnesota Wild and all other events that are staged at Grand Casino Arena. She played an integral role in securing the inaugural season of PWHL Minnesota and landing the bid to be the primary host site of the 2026 IIHF World Junior Championship.

Additionally, McGrath has successfully led bids with US Figure Skating, USA Gymnastics, USA Hockey, NCAA, and Minnesota State High School League (MSHL) governing bodies, landing events that generated millions of dollars in economic impact for the region.

McGrath's talents have been recognized by many within the event industry. She has been named a 2024 Event and Venue Market Conference Hall of Fame Inductee, 2023 Venues Today Women of Live Honoree, 2020 Venues Today Women of Influence Honoree, and the 2019 Women in Sports and Events (WISE) Twin Cities Woman of Inspiration and serves on the WISE Advisory Board.

McGrath lives in Stillwater, Minn., with her husband Wayne Petersen, who serves as Senior Director of Community Relations and Hockey Partnerships for the Minnesota Wild. Kelly and Wayne have fostered Wild Team Dogs Brooksy, Hatty, Dino, and Rookie, and are excited to welcome this year's dog, Paulie, to their home.



KATE SETLEY

GENERAL MANAGER AND EXECUTIVE DIRECTOR, SAINT PAUL RIVERCENTRE

Kate Setley is in her fourth year as Vice President and General Manager of Saint Paul RiverCentre, having been promoted to the position in September 2022. In her role, Setley oversees the day-to-day operation of Saint Paul's 250,000 square foot convention center and Roy Wilkins Auditorium.

In addition to leading the RiverCentre team, Setley has served as an integral sustainability leader within Minnesota Sports & Entertainment (MSE), promoting and implementing sustainability programs across the organization's three venues. A highlight of this work resulted in the three venues becoming the first in the world to earn three environmental certifications (LEED, Green Globes and Event Industry Council). Additionally, she was responsible for the initial development and ongoing commitment to an overarching customer service philosophy, Service First, connecting full and part time employees to focus on putting service and culture at the core of the business operation.

Setley originally joined MSE in 2000 and has served in a variety of roles, including the Director of Event Management for Grand Casino Arena, Saint Paul RiverCentre and Roy Wilkins Auditorium, and the Director of Sales and Marketing for Saint Paul RiverCentre and Roy Wilkins Auditorium.

A native of Byron, Minn., Setley received her Bachelor of Arts in Journalism and minor in Spanish from the University of Minnesota - Twin Cities. She and her husband, Jake, have a daughter, Reese, and a son, Niko. The family resides in White Bear Lake.



HOCKEY OPERATIONS



BILL GUERIN

GENERAL MANAGER AND PRESIDENT OF HOCKEY OPERATIONS

Bill Guerin is in his seventh season as the General Manager of the Minnesota Wild and third as President of Hockey Operations. Guerin was originally named the fourth General Manager of the Minnesota Wild on August 21, 2019.

Guerin oversees the Wild's hockey operations department including all matters relating to player personnel, coaching staff, scouting department and minor league operations. Under his leadership, the Wild have qualified for the Stanley Cup Playoffs in five out of six seasons (2020-23, 2024-25) and achieved consecutive 100-point seasons for the second time in franchise history (2021-23) while amassing a top-ranked prospect pool and balancing challenging salary cap restraints.

Guerin has worked extensively as an executive on the international level and currently serves as General Manager of the United States Men's National Team for the 2026 Winter Olympic Games in Milano-Cortina after holding the same position at the 2025 NHL 4 Nations Face-Off, leading Team USA to a silver medal. He spent eight seasons with the Pittsburgh Penguins (2011-19), including the last five seasons as Assistant General Manager. Guerin served as the Penguins player development coach for three seasons (2011-14), helping develop the organization's minor league, junior and college prospects, many of whom were key contributors on Pittsburgh's 2016 and 2017 Stanley Cup teams. He was promoted to Assistant General Manager by the organization on June 6, 2014, and served as General Manager of Wilkes-Barre/Scranton, overseeing the day-to-day operations of Pittsburgh's American Hockey League (AHL) affiliate, the last two seasons.

Guerin recorded 856 points (429-427=856), a plus-51 rating and 1,660 penalty minutes (PIM) in 1,263 career NHL games during 18 seasons (1991-2010) with New Jersey, Edmonton, Boston, Dallas, St. Louis, San Jose, the New York Islanders and Pittsburgh. Guerin played in four NHL All-Star Games (2001, 2003, 2004 and 2007) and ranks eighth in shots on goal (3,693), ninth in goals, 10th in PIM, 12th in games played, and 17th in scoring in NHL history amongst American-born players. He is one of 12 U.S.-born players to record 400 career goals and 400 career assists in the NHL. Guerin also made 15 appearances in the Stanley Cup Playoffs and tallied 74 points (39-35=74) and 162 PIM in 140 career playoff contests, winning the Stanley Cup in 1995 with New Jersey and in 2009 with Pittsburgh. He was selected by New Jersey in the first round (fifth overall) of the 1989 NHL Draft.

Guerin represented the United States at three Winter Olympic Games (1988, 2002 and 2006) and two World Cups of Hockey (1996, 2004), helping Team USA win a gold medal at the 1996 World Cup of Hockey and a silver medal at the 2002 Olympics. He also played for Team USA at the 1989 and 1990 IIHF World Junior Championships and skated in 46 games for the U.S. National Team during the 1991-92 Pre-Olympic Tour. Guerin tallied 70 points (40-30=70) in 77 games during two seasons at Boston College (1989-91). The native of Wilbraham, Mass., was inducted into United States Hockey Hall of Fame in 2013.

He and his wife, Kara, have three daughters, Kayla, Grace and Lexi, and a son, Liam.



MAT SELLS

ASSISTANT GENERAL MANAGER

Mat Sells is in his seventh season with the Minnesota Wild and second as Assistant General Manager. In his role, Sells is responsible for salary cap management, player contract research and negotiations, analytics and hockey strategy and Collective Bargaining Agreement (CBA) compliance. He previously served as Vice President of Hockey Strategy for three seasons (2021-24) and Director of Hockey Analytics for two seasons (2019-2021).

Prior to joining the Wild, Sells worked at the international law firm Norton Rose Fulbright. Sells was called to the Alberta Bar on July 8, 2019. He graduated from the University of Calgary Law School in 2017. Sells has also received an undergraduate degree in Business Administration and a Certificate of Economics from the University of Regina in 2006.

He worked for Hockey Canada as an Advanced Scout for six seasons (2013-18). During his time with Hockey Canada, Team Canada won the 2016 World Cup of Hockey, gold medals at the 2014 Winter Olympics, the 2015 and 2016 IIHF World Championships and the 2015 and 2018 IIHF World Junior Championships, silver medals at the 2017 IIHF World Junior Championship and the 2017 IIHF World Championship and a bronze medal at the 2018 Winter Olympics.

Sells also spent two seasons as an Assistant Coach for the Penticton Vees in the British Columbia Hockey League (2010-12). During the 2011-12 season, Penticton won a record 42 consecutive games and a National Championship.

He and his wife, Renee, have two daughters, Lane and Dylan.



MICHAEL MURRAY

ASSISTANT GENERAL MANAGER

Michael Murray is in his sixth season with the Minnesota Wild and second as Assistant General Manager. In his role, Murray is responsible for scheduling, budgeting, NHL transactions and player contract research and negotiations. He also assists in the day-to-day operations of the hockey operations departments for both the Minnesota Wild and Iowa Wild. Murray most recently served as Director of Hockey Operations/General Manager of the Iowa Wild for three seasons (2021-24). Murray originally joined the organization as the Assistant to the General Manager on Oct. 1, 2020, and was promoted to Director of Hockey Operations on Sept. 24, 2021.

Murray joined the Wild after spending nine seasons working in hockey operations for the AHL. He was named Vice President of Hockey Operations for the AHL in October of 2011 and promoted to Executive Vice President of Hockey Operations in July of 2015. While working for the AHL, Murray oversaw all aspects of the league's hockey operations department, including management of the AHL's officiating program, the league's disciplinary process, player registry, compliance with rules and regulations, and scheduling.

He spent three seasons working in hockey operations for the ECHL. Prior to joining the ECHL, Murray interned as a law clerk in the Labor Relations Department for the Massachusetts Port Authority following two years at Pro Athletes Management Inc., a law firm in Boston that represents professional athletes. He also served as an assistant to the general manager of the Lowell Lock Monsters in the AHL.

An admitted member of the Massachusetts Bar, Murray received his bachelor's degree in history from Dartmouth College and was awarded his Juris Doctor cum laude from Suffolk University Law School in Boston. The native of Dover, Mass., played hockey for four years at Dartmouth College (1999-03) followed by two seasons of professional hockey.

He and his wife Melissa, have one daughter, Abigail.





CHRIS KELLEHER **ASSISTANT GENERAL MANAGER**

Chris Kelleher is in his 19th season with the Minnesota Wild and second as Assistant General Manager. He most recently served as the Wild's Director of Player Personnel for two seasons (2022-24) after three seasons (2019-22) as Director of Professional Scouting. Kelleher joined the organization as a part-time professional scout in 2008-09 and was promoted to a full-time professional scout ahead of the 2009-10 season.

Kelleher served as Director of Player Personnel for the United States Men's National Team at the 2025 NHL 4 Nations Face-Off tournament, helping Team USA to a silver-medal finish. He holds the same role for the U.S. Olympic Men's Ice Hockey Team that will complete at the 2026 Olympic Winter Games in Milan, Italy.

A native of Belmont, Mass., Kelleher was selected by the Pittsburgh Penguins in the fifth round (130th overall) of 1993 NHL Draft and played nine seasons of professional hockey. Kelleher appeared in one NHL game with the Boston Bruins on March 16, 2002, vs. Detroit. The defenseman collected 139 points (27-112=139) and 258 penalty minutes (PIM) in seven seasons in the American Hockey League (AHL) with the Syracuse Crunch (1998-99), Wilkes-Barre/Scranton Penguins (1999-2001, 2004-06) and the Providence Bruins (2001-03). He played one season in Germany with the Krefeld Penguins (2003-04) and one season in Sweden with Linköping HC (2006-07). Kelleher played four seasons (1994-98) at Boston University and served as captain his senior season and represented the United States at the 1995 IIHF World Junior Championship.

He has four children, Emma, Jake, Lily and Anna. The family resides in Pittston, Pennsylvania.



MIKE MODANO **HOCKEY OPERATIONS ADVISOR**

Mike Modano is in his seventh season with the Minnesota Wild and third as Hockey Operations Advisor. He previously served as Executive Advisor for four seasons (2019-23). In his current role, Modano works directly with General Manager and President of Hockey Operations Bill Guerin on several initiatives relating to the team's hockey operation.

Modano tallied 1,374 points (561-813=1,374) in 1,499 career NHL games during 21 seasons with the Minnesota North Stars, Dallas Stars and Detroit Red Wings (1988-2011). The former first overall pick in the 1988 NHL Draft by the North Stars ranks first in NHL history in goals scored and points by an American-born player. Modano was a member of the Dallas Stars team that won the 1999 Stanley Cup and had his sweater No. 9 retired by the Stars organization on March 8, 2014. The seven-time NHL All-Star was inducted into the Hockey Hall of Fame in 2014 and the United

States Hockey Hall of Fame in 2012.

The native of Livonia, Mich., represented the United States at 11 international tournaments including the 1998, 2002 (silver medal) and 2006 Olympic Games, the 1996 World Cup of Hockey (gold medal) and served as team captain of Team USA at the 2005 IIHF World Championship.

Modano previously served as an Executive Advisor and Alternate Governor with the Dallas Stars for two seasons (2013-15).

He and his wife, Allison, have three daughters, Kate, Reese and Quinn, and two sons, Jack and Luca.



MATT HENDRICKS **GENERAL MANAGER IOWA WILD**

Matt Hendricks is in his second season as General Manager of the Iowa Wild, the primary affiliate of the Minnesota Wild. In his role, Hendricks is responsible for the day-to-day hockey operations of the American Hockey League (AHL) club, including oversight of player personnel and hockey support staff, and helps lead the Wild's participation in the Tom Kurvers Prospect Showcase. He previously served as Assistant Director of Player Development for the Minnesota Wild for five seasons (2019-24).

As a player, Hendricks recorded 116 points (54-62=116), 722 penalty minutes and 1,398 hits in 607 career NHL games with the Colorado Avalanche (2008-10), Washington Capitals (2010-13), Nashville Predators (2013-14), Edmonton Oilers (2013-17), Winnipeg Jets (2017-19) and the Minnesota Wild (2018-19). The forward has also played in 39 career Stanley Cup Playoff games with Colorado (2009-10), Washington (2010-13) and Winnipeg (2017-18).

Hendricks collected 112 points (54-58=112) and 193 penalty minutes in 152 games during four seasons at St. Cloud State University (2000-04) and served as captain his senior season. The native of Blaine, Minn., also registered 155 career points (68-87=155) and 393 penalty minutes in 247 American Hockey League (AHL) games in parts of six seasons (2003-09) before making his NHL debut with the Avalanche on March 10, 2009. Nashville selected Hendricks in the fifth round (131st overall) of the 2000 NHL Draft.

He and his wife, Kim, reside with their twins, Lennon and Gunnar, in Deephaven, Minnesota.



BRAD BOMBARDIR **SENIOR DIRECTOR OF PLAYER DEVELOPMENT**

Brad Bombardir is in his first season as Senior Director of Player Development for the Minnesota Wild, having previously served as the club's Director of Player Development for 14 seasons (2010-2025). Bombardir is responsible for evaluating prospects in the Wild organization and providing resources and programs that promote their individual and professional growth on and off the ice. He leads the implementation of the Wild's annual development camp and oversees the team's participation in the Tom Kurvers Prospect Showcase.

Bombardir was acquired by Minnesota in a trade with the New Jersey Devils in June of 2000.

The Powell River, B.C., native was a member of the franchise's inaugural team and played a total of 212 games in a Wild sweater. During his run in Minnesota, he was named the monthly captain a franchise-record seven times. Bombardir also played an active role in all of the team's community relations affairs, making appearances at schools and hospitals, along with participating in the organization's charitable activities.

Originally drafted by the Devils in the third round of the 1990 NHL Draft, he recorded 54 points (8-46=54) in 356 games during seven years in the NHL with New Jersey, Minnesota and Nashville. He made his NHL debut with the Devils during the 1997-98 campaign and captured a Stanley Cup Championship in his third season with New Jersey in 2000. Bombardir played four years at the University of North Dakota (1990-94) and spent three seasons (1994-97) with Albany of the American Hockey League, helping the River Rats win the 1995 Calder Cup.

He and his wife, Heather, live in Woodbury. The couple has a son, Jaxon, and two daughters, Ellyse and Avery.





HOCKEY OPERATIONS



CODY McLEOD

ASSISTANT DIRECTOR OF PLAYER DEVELOPMENT

Cody McLeod is in his second season as Assistant Director of Player Development for the Minnesota Wild. In his role, he works directly with Senior Director of Player Development Brad Bombardir to evaluate prospects in the Wild organization and implement programs to help continue their development, including the team's annual summer development camp. McLeod originally joined the Wild as a Player Development Coach on July 12, 2022, after playing 17 years of professional hockey.

McLeod served as the Iowa Wild's team captain in 2021-22 and recorded eight points (4-4=8) and ranked T-2nd in the AHL with 141 penalty minutes (PIM). The undrafted forward collected 127 points (72-55=127), 1,630 PIM and 1,914 hits in 776 games during 12 seasons in the NHL with Colorado (2007-17), Nashville (2017-18, 2019) and the New York Rangers (2018-19). McLeod was an alternate captain for Colorado for five seasons (2011-16). The native of Binscarth, Manitoba, added four points (3-1=4) in 38 career Stanley Cup Playoff games.

McLeod recorded 60 points (31-29=60) and 643 PIM in 243 career games in the American Hockey League (AHL) with Lowell (2005-06), Albany (2006-07), Lake Erie (2007-08) and the Iowa Wild (2019-22). McLeod also played in 16 games with the San Diego Gulls in the ECHL (2005-06), one game with the Adirondack Frostbite in the UHL (2004-05) and four seasons with the Portland Winterhawks in the Western Hockey League (2001-05).

He and his wife, Jessica, have two daughters, Peyton and Emma.



DEREK STEPAN

PLAYER DEVELOPMENT COACH

Derek Stepan is in his second season as a Player Development Coach for the Minnesota Wild. As a member of the team's player development staff, he works to evaluate prospects in the Wild organization and implement programs to continue their development. Stepan joined the organization after a 13-year NHL playing career.

Stepan collected 515 points (182-333=515) and a plus-98 rating in 890 career games across 13 NHL seasons with the New York Rangers (2010-17), Arizona Coyotes (2017-20), Ottawa Senators (2020-21) and Carolina Hurricanes (2021-23). He also skated in 120 career Stanley Cup Playoff games, tallying 55 points (20-35=55). Originally picked in the second round (No. 51 overall) of the 2008 NHL Draft by the Rangers, the center was selected to the 2011 NHL All-Star game as a rookie and later served as an alternate captain for three seasons (2014-17) in New York and during all three of his seasons in Arizona.

Internationally, Stepan led the United States to a gold medal at the 2010 IIHF World Junior Championship, where he captained the team and scored 14 points. He also represented the U.S. at the 2011 IIHF World Championship, the 2014 Olympic Games and 2016 World Cup of Hockey. Stepan played two seasons (2008-10) of collegiate hockey at the University of Wisconsin, finishing with 87 points (21-66=87) in 81 games. He tied for the NCAA lead with 42 assists and ranked second in the country with 54 points during his sophomore campaign in 2009-10.

A native of Hastings, Minnesota, Stepan and his wife, Stephanie, reside in Wayzata with their children, Maxwell, Weslie and Beckett.



CARL HAGELIN

PLAYER DEVELOPMENT COACH & EUROPEAN SCOUT

Carl Hagelin is in his second season as a Player Development Coach/European Scout for the Minnesota Wild and third overall in the organization, originally joining the team as an Amateur Scout in October 2023. He works to evaluate prospects in the Wild organization and implement programs to continue their development, as well as identify prospects playing in Europe.

Hagelin recorded 296 points (10-186=296) and a plus-119 rating in 713 games across 11 NHL seasons with the New York Rangers (2011-15), Anaheim Ducks (2015-16), Pittsburgh Penguins (2015-2018), Los Angeles Kings (2018) and Washington Capitals (2019-22). He also skated in 141 career Stanley Cup Playoff games, compiling 50 points (22-28=50), and won the Stanley Cup with Pittsburgh in 2016 and 2017. He was originally selected in the sixth round (No. 168 overall) of the 2007 NHL Draft by the Rangers.

Hagelin represented Sweden at numerous international competitions, highlighted by the 2014 Winter Olympics in Sochi, where he helped Sweden to a silver medal by scoring two goals in six games. He also earned a silver medal with Sweden at the 2008 IIHF World Junior Championship.

Hagelin played collegiately at the University of Michigan, totaling 161 points (67-94=161) in 174 games across four seasons (2007-11). He received the Hal Downes Award, given to the team's most valuable player, following his junior and senior seasons and led the Wolverines to an appearance in the NCAA National Championship Game in 2011. He served as an alternate captain as a junior in 2009-10 and as a co-captain as a senior in 2010-11.

A native of Sodertalje, Sweden, Hagelin and his wife, Erica, reside in Stockholm with their children, Blanche, Tage and Axelia.



HOCKEY OPERATIONS



ALEX GOLIGOSKI

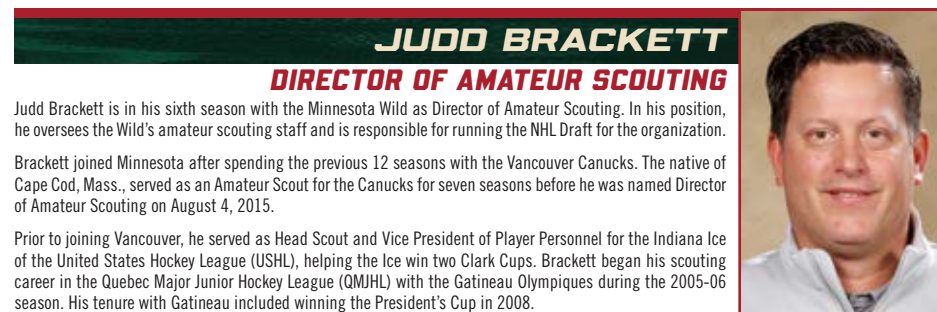
PLAYER DEVELOPMENT ADVISOR

Alex Goligoski is in his first season as Player Development Advisor, rejoining the Wild organization after a 17-season (2007-24) NHL playing career that included three seasons (2021-24) with Minnesota. As a member of the Wild's player development staff, he works closely with defensemen in the organization to help continue their development.

Goligoski registered 475 points (87-388=475), 26 power-play goals (PPG) and a plus-55 rating in 1,078 career games with Pittsburgh (2007-11), Dallas (2011-16), Arizona (2016-21) and Minnesota. Goligoski also recorded 21 points (7-14=21) in 47 career Stanley Cup Playoff games and won the 2009 Stanley Cup with Pittsburgh. The native of Grand Rapids, Minnesota, ranks 15th all-time among United States-born defensemen in points and 17th in goals and games played. He is one of 14 Minnesota-born players (seven defensemen) to reach 1,000 games played in the NHL and ranks ninth all-time among Minnesota-born players in assists.

Goligoski was drafted in the second round (No. 61 overall) of the 2004 NHL Draft by Pittsburgh. He played three collegiate seasons (2004-07) at the University of Minnesota, totaling 98 points (25-73=98) in 118 appearances. Goligoski served as a team captain during his junior season in 2006-07, when he earned First Team All-American and WCHA Defensive Player of the Year accolades.

Goligoski and his wife, Amanda, have three children; Roman, Mila, and Luka. The family resides in Edina.



JUDD BRACKETT

DIRECTOR OF AMATEUR SCOUTING

Judd Brackett is in his sixth season with the Minnesota Wild as Director of Amateur Scouting. In his position, he oversees the Wild's amateur scouting staff and is responsible for running the NHL Draft for the organization.

Brackett joined Minnesota after spending the previous 12 seasons with the Vancouver Canucks. The native of Cape Cod, Mass., served as an Amateur Scout for the Canucks for seven seasons before he was named Director of Amateur Scouting on August 4, 2015.

Prior to joining Vancouver, he served as Head Scout and Vice President of Player Personnel for the Indiana Ice of the United States Hockey League (USHL), helping the Ice win two Clark Cups. Brackett began his scouting career in the Quebec Major Junior Hockey League (QMJHL) with the Gatineau Olympiques during the 2005-06 season. His tenure with Gatineau included winning the President's Cup in 2008.

The former goaltender played one season at Northeastern University (1996-97) and three seasons at Connecticut College (1997-2000). He was selected to the Hockey East All-Academic Team in 1997 and was named a two-time recipient of the Duncan Dayton Award at Connecticut College. Brackett also played one season professionally for CG Puigcerda in the Liga Nacional.

He and his wife, Lucie, have a daughter, Siena, and three sons, Pierce, Deacon and Rhett.



RICARD PERSSON

DIRECTOR OF EUROPEAN SCOUTING

Ricard Persson is in his 16th season with the Minnesota Wild and eighth as Director of European Scouting. He was named an Amateur Scout by the organization on July 13, 2010, and promoted to Director of European Scouting prior to the start of the 2018-19 season.

Persson joined the Wild as a scout after completing a long and successful playing career in North America, Europe and Asia. The defenseman was drafted by the New Jersey Devils in the second round (No. 23) of the 1987 NHL Draft and collected 54 points (10-44=54) and 262 penalty minutes (PIM) in 229 career games with New Jersey, St. Louis and Ottawa from 1995-2002. The native of Ostersund, Sweden, also played professionally in Sweden for Leksands and Malmo (1988-95), in Germany with Berlin (2002-05); in Austria with Klagenfurt (2005-07), in Japan with Oji (2007-09) and finished his playing career in Italy with Cortina (2009-10). Persson played for Sweden at the 1988 and 1989 IIHF World Junior Championships. He ranked T-1st in tournament scoring amongst defensemen and was named the top defenseman at the 1989 tournament helping Sweden earn a silver medal. Persson also played for Sweden at the 2000 IIHF World Championship.

He and his wife, Katarina, have three children, Philip, Hannah and Samuel. The family resides in Malmo, Sweden.



HOCKEY OPERATIONS



AARON BOGOSIAN HUMAN PERFORMANCE SPECIALIST

Aaron Bogosian is in his fourth season as Human Performance Specialist with the Minnesota Wild, originally joining the organization in a consulting capacity in November of 2022. In his role, Bogosian assists the Wild's amateur scouting staff with character assessments of draft eligible prospects. Additionally, he works alongside the Wild's player development staff to help players in the organization with their mental performance and well-being.

Prior to his time with the Wild, Bogosian served as a Navy SEAL in the United States Navy from 2015-2024. He worked as an Assistant Coach for Union College Men's Hockey program for one season (2014-15) after playing four seasons (2011-2014) of professional hockey, spending time with the American Hockey League's Springfield Falcons (2011-12) and Peoria Rivermen (2012-13) and the ECHL's Florida Everblades (2012-14) and Toledo Walleye (2012-14). A left-shot forward, Bogosian served as an alternate captain with both Florida and Toledo.

Collegiately, Bogosian played four seasons (2007-11) at St. Lawrence University. He was named the team's Rookie of the Year as a freshman in 2007-08 and the team's Most Valuable Player honor as a senior in 2010-11. Bogosian also served as team captain his final two seasons (2009-11) and was a finalist for the ECAC Hockey Best Defensive Forward Award in 2010-11.

A native of Massena, NY, Bogosian earned a bachelor's degree in communications from St. Lawrence in 2011 and a master's in strategic leadership from the University of Charleston in 2021. He is currently pursuing a master's in Sport and Performance Psychology from the University of Western States.



DANNY KAPLAN SENIOR HOCKEY OPERATIONS ANALYST

Danny Kaplan is in his first season as Senior Hockey Operations Analyst and third season with the Minnesota Wild, having joined organization as Hockey Operations Analyst prior to the 2023-24 campaign. He is responsible for the operations and analytics of amateur scouting and player development.

Kaplan joined the Wild organization after spending two seasons (2021-23) as a Video Analyst, Hockey Operations (Player Development) for the Toronto Maple Leafs. He served as an Analyst, Hockey Analytics for the New Jersey Devils for two seasons (2019-21) and as a Hockey Operations Intern with the Tampa Bay Lightning for four seasons (2015-19). Kaplan graduated Northeastern University in 2019 with a bachelor's degree in Business Administration with a Concentration in Management and is currently working towards a Master of Science in Data Analytics Engineering.

A native of Montville, New Jersey, Kaplan currently resides in Englewood, New Jersey.



ABIGAIL IVES HOCKEY OPERATIONS ANALYST

Abigail Ives is in her first season as Hockey Operations Analyst with the Minnesota Wild. She is responsible for assisting with operations and analytics for the Minnesota Wild and Iowa Wild coaching and professional scouting staffs.

Ives joined the Wild organization after working as a Data Support Specialist with EVO Systems. She also served as an Assistant Coach for the Women's Ice Hockey Team at Sacred Heart University for one season (2023-24).

Ives played three seasons (2020-23) with the Connecticut Whale of the Premier Hockey Federation (PHF), recording a 22-10-2 record with three shutouts in 33 games. She was selected as a PHF All-Star in 2022 and 2023 and helped the Whale qualify for the 2022 Isobel Cup Final. Ives played collegiately at Quinnipiac University, appearing in 102 games and recording a 46-31-13 record, .926 save percentage (SV%), 1.79 goals-against average (GAA), and 15 shutouts. She finished her career ranked third in program history in SV% and fifth in GAA, and was named the team's Most Valuable Player following her senior campaign in 2019-20.

A native of Bedford Hills, New York, Ives currently resides in Milford, Connecticut.



HOCKEY OPERATIONS

DOMINIC HENNIG TEAM SERVICES MANAGER

Dominic Hennig is in his second season as Team Services Manager for the Minnesota Wild. He joined the Wild after serving as Team Services Manager for the AHL's San Diego Gulls, the primary minor league affiliate of the Anaheim Ducks. In his role, Hennig oversees all aspects of team travel, including airplane charter, ground transportation, hotel accommodations and meals, as well as the team's daily and monthly calendars, itineraries, and operational logistics.

The Detroit, Mich., native served as Senior Director of Broadcasting, Communications and Hockey Operations for the Kitchener Rangers of the Ontario Hockey League (OHL) and was a key member in launching one of six NCAA Division I conferences as the Director of Strategic Communications and Brand Advancement with the Central Collegiate Hockey Association (CCHA). Hennig also worked as the Director of Broadcasting and Communications for the OHL's Flint Firebirds for six seasons (2015-21) after beginning his career at his alma mater, Ferris State University, as a Communications Associate for the men's hockey program, a position he held for six seasons (2009-15).

Hennig received a Bachelor of Science in Business and Public Relations, with a minor in Sports Communications, from Ferris State in 2013. He is married to his wife, Nicole.



TAYLOR CASHMAN SENIOR MANAGER OF HOCKEY ADMINISTRATION

Taylor Cashman is in her first season as Senior Manager of Hockey Administration for the Minnesota Wild, having previously served as Manager of Hockey Administration for four seasons (2021-25). In her role, Cashman works with hockey operations staff, players, and team family members to book individual travel and plan and coordinate events. She also manages team immigration requirements and family programming for players and hockey operations staff while performing numerous administrative duties for the hockey operations department.

Cashman also handles all logistics for scouting-related events such as the NHL Draft, Wild Development Camp, Prospect Showcase, Free Agency and all on-site and off-site scouting meetings and tournaments.

Cashman is a Minnesota native and graduated from the University of Minnesota with a bachelor's degree Kinesiology with a minor in Leadership in the spring of 2019. Cashman enjoys skiing, pickleball, golfing and spending time with her dog, Izzy.





SCOUTING STAFF

PROFESSIONAL SCOUTS



David MacLean



Mark Mowers



Richard Park

EUROPEAN SCOUTS



Ladislav Benysek



Ivan Nepriaev



Charlie Thelin

AMATEUR SCOUTS



Patrick Baum



Justin Berry



David Chiarelli



Eric Godard



Christopher Hamel



Erik Heasley



Brian Hunter



Dan Palango



J.P. Perpich



COACHING STAFF AND LOCKER ROOM MANAGEMENT



COACHING STAFF



JOHN HYNES HEAD COACH

John Hynes is in his third season as Head Coach of the Minnesota Wild, marking his 11th campaign (2015-26) as an NHL head coach. Hired by Minnesota on Nov. 27, 2023, Hynes owns a career head coaching record of 363-309-75 (.536) in 747 regular season games with Minnesota, the Nashville Predators and New Jersey Devils. He ranks fourth in NHL history among American-born head coaches in both wins and games coached and is in the top 50 overall in all-time games won and games coached.

The Wild has compiled a 79-54-12 record (.586) in 145 games across two seasons (2023-25) with Hynes as head coach, ranking T-12th in the NHL with 170 points during that span. Under his watch Minnesota qualified for the 2025 Stanley Cup Playoffs following a season that saw the team record a franchise-record 51 points (23-13-5) on the road and post a perfect 29-0-0 record

when leading after two periods. The Wild began the 2024-25 season by not trailing in regulation for 391:31, the second-longest season-opening mark in NHL history and the second-longest streak at any point in team history. Franchise cornerstone winger Kirill Kaprizov reached 50 points in the first 34 games of the season, becoming the fastest player in franchise history to hit the landmark. During Hynes' tenure with the team, Wild players have been named an NHL Star of the Week on seven occasions and an NHL Star of the Month twice.

Before arriving in Minnesota, Hynes served as Head Coach of the Nashville Predators for parts of four seasons (2020-23), recording a 134-96-18 record in 248 games. His .577 point percentage while leading Nashville ranks second all-time among franchise head coaches. Hynes became the fastest coach in Predators' history to lead the team to 100 regular-season wins, requiring 183 games to do so, and guided Nashville to the Stanley Cup Playoffs in three consecutive seasons (2020-22). The 2021-22 season saw the Predators flourish offensively under Hynes as the team scored 262 goals – the third-highest single-season total in franchise history – and logged a 24.4 power-play percentage, the top mark in Nashville's record books. Defenseman Roman Josi, who won the 2020 James Norris Memorial Trophy following his first season playing for Hynes, set single-season franchise records for points (96) and assists (73) in 2021-22 and was voted a finalist for the Norris Trophy and Ted Lindsay Award. Left wing Filip Forsberg reached the 40-goal mark for the first time in his NHL career while becoming the Predators' all-time leading goal scorer, while center Matt Duchene established a single-season franchise record with 43 goals. Center Mikael Granlund also notched 53 assists, the fourth-highest single-season total in team history. The 2021-22 season marked the first time in Predators history in which the team had three players reach 80 points.

Prior to his time with the Predators, Hynes spent four-plus seasons (2015-19) as Head Coach of the New Jersey Devils, compiling a 150-159-45 record in 354 games. He led the club to the 2017-18 Stanley Cup Playoffs and ranks second in franchise history in total coaching wins. Under Hynes' guidance, left wing Taylor Hall became the first player in franchise history to receive the Hart Memorial Trophy after tallying a career-high 93 points (39-54=93) in 76 games. Hynes also oversaw the development of center Nico Hischier, the first overall pick in the 2017 NHL Draft, who finished sixth among NHL rookies with 52 points (20-32=52) in his first season.

Hynes spent six seasons (2009-15) with the Wilkes-Barre Penguins in the American Hockey League (AHL), including five seasons as Head Coach (2010-15) and one season as Assistant Coach (2009-10). He led Wilkes-Barre to a 231-126-27 record (.636) in 384 games and five consecutive appearances in the Calder Cup Playoffs, including back-to-back trips to the Eastern Conference finals in 2012-13 and 2013-14, while helping the team allow the fewest goals in the AHL in four of his five seasons. Hynes received the Louis A. R. Pieri Memorial Award, annually awarded to the AHL's most outstanding head coach, at the conclusion of the 2010-11 season.

In between assistant coaching positions at Mass-Lowell (2000-01) and the University of Wisconsin (2002-03), Hynes spent nine seasons on the coaching staff of USA Hockey's National Team Development Program, serving as an Assistant Coach (1998-2000, 2001-02) and Head Coach (2003-09). Team USA claimed four medals during his time with the National Team Development Program at the IIHF World Under-18 Championships, including gold medals in 2002 and 2006.

A native of Warwick, R.I., Hynes will serve as an Assistant Coach for the United States Men's National Team at the 2026 Winter Olympic Games in Milan-Cortina, Italy. He served as an Assistant Coach for the United States Men's National Team at the 2025 NHL 4 Nations Face-Off, where Team USA earned a silver medal, and at the 2004 IIHF World Junior Championship, where Team USA won gold for the first time and earned their first medal in the event since 1997. Hynes was also Head Coach of Team USA at the 2024 and 2016 IIHF World Championships, an Assistant Coach at the 2016 World Cup of Hockey and an Assistant Coach at the 2019 IIHF World Championship.

Hynes began his coaching career at his alma mater, Boston University, as a graduate assistant under Hall of Fame Head Coach Jack Parker from 1997-98. Hynes played forward at Boston University (1993-97) and helped the Terriers advance to four consecutive Frozen Four appearances and win the 1995 NCAA Championship. Hynes was inducted into the Rhode Island Hockey Hall of Fame on August 23, 2023.

He and his wife, Sarah, have three daughters, Sophia, Julia and Anna.



COACHING STAFF

HYNES' PROFESSIONAL HEAD COACHING CAREER

YEAR	TEAM (LEAGUE)	REGULAR SEASON						PLAYOFFS			
		G	W	L	OT	PTS	PCT	G	W	L	PCT
2010-11	Wilkes-Barre/Scranton (AHL)	80	58	21	1	117	.731	12	6	6	.500
2011-12	Wilkes-Barre/Scranton (AHL)	76	44	25	7	95	.625	12	6	6	.500
2012-13	Wilkes-Barre/Scranton (AHL)	76	42	30	4	88	.579	15	8	7	.533
2013-14	Wilkes-Barre/Scranton (AHL)	76	42	26	8	92	.605	17	9	8	.529
2014-15	Wilkes-Barre/Scranton (AHL)	76	45	24	7	97	.638	8	4	4	.500
2015-16	NEW JERSEY	82	38	36	8	84	.512	-	-	-	-
2016-17	NEW JERSEY	82	28	40	14	70	.427	-	-	-	-
2017-18	NEW JERSEY	82	44	29	9	97	.591	5	1	4	.200
2018-19	NEW JERSEY	82	31	41	10	72	.439	-	-	-	-
2019-20	NEW JERSEY	26	9	13	4	22	.423	-	-	-	-
2019-20	NASHVILLE	28	16	11	1	33	.589	4	1	3	.250
2020-21	NASHVILLE	56	31	23	2	64	.571	6	2	4	.333
2021-22	NASHVILLE	82	45	30	7	97	.591	4	0	4	.000
2022-23	NASHVILLE	82	42	32	8	92	.561	-	-	-	-
2023-24	MINNESOTA	63	34	24	5	73	.579	-	-	-	-
2024-25	MINNESOTA	82	45	30	7	97	.591	6	2	4	.333
Head Coach Totals (NHL)		747	363	309	75	801	.536	25	6	19	.240
Head Coach Totals (AHL)		386	231	126	27	489	.633	64	33	31	.516





COACHING STAFF



JACK CAPUANO **ASSOCIATE COACH**

Jack Capuano is in his second season as Associate Coach for the Minnesota Wild. He joined the Wild after spending five seasons (2019-24) as Associate Coach with the Ottawa Senators.

Prior to his tenure in Ottawa, Capuano worked as Associate Coach with the Florida Panthers for two seasons (2017-19) following a 12-season stint (2005-17) coaching in the New York Islanders organization. While with the Islanders, Capuano served as Head Coach for parts of seven seasons (2010-17) and was an Assistant Coach for one season (2005-06). The Islanders recorded a 227-192-64 (.536) regular-season record and reached the Stanley Cup Playoffs three times during Capuano's tenure as Head Coach, including back-to-back 100-point seasons in 2014-16. He also coached for the Islander's primary affiliate, the Bridgeport Sound Tigers of the American Hockey League (AHL), working as the team's Head Coach for parts of four seasons (2007-11) and as an Assistant Coach for one season (2006-07).

Capuano began his coaching career as an Assistant Coach with the Tallahassee Tiger Sharks of the ECHL for parts of two seasons (1995-97). He then served as Head Coach and General Manager of the ECHL's Knoxville Cherokees/Pee Dee Pride for parts of eight seasons (1996-2005). At the international level, Capuano served as an Assistant Coach with Team USA at the 2016 World Cup, the 2017 IIHF World Championship and the 2024 IIHF World Championship and worked as Head Coach for Team USA at the 2021 IIHF World Championship, where he led the team to a bronze medal finish. He also served as Head Coach of USA Hockey's Under-18 U.S. Select Team at the 2005 Five Nations Cup.

As a player, Capuano was selected by the Toronto Maple Leafs in the fifth round (No. 88 overall) in the 1984 NHL Draft. An All-American defenseman at the University of Maine, he played in six career NHL games over parts of three seasons with Toronto (1989-90), Vancouver (1990-91) and Boston (1991-92). He also played professionally with the AHL's Newmarket Saints (1988-90), Springfield Indians (1989-90) and Maine Mariners (1991-92) along with the International Hockey League's (IHL) Milwaukee Admirals (1989-91).

Capuano and his wife, Donna, have a daughter, Adriana and a son, Anthony.



JASON KING **ASSISTANT COACH**

Jason King is in his third season as an Assistant Coach for the Minnesota Wild. He joined the Wild after spending three seasons (2020-23) as an Assistant Coach with the Vancouver Canucks.

Before joining the Canucks coaching staff, the Corner Brook, Newfoundland, native spent five seasons (2016-20) as an assistant coach with their American Hockey League (AHL) affiliate, the Utica Comets, and spent three seasons (2013-15) with the St. John's IceCaps (AHL), two as an assistant coach and one as the Director of Hockey Operations. In his first season as an assistant coach with the IceCaps, King helped the team advance to their first-ever Calder Cup Final and a franchise record 99 points.

A former left-shot forward, King was drafted by Vancouver in the seventh round (212th overall) in the 2001 NHL Draft and played professional hockey for 11 seasons (2002-2013), including stops in the NHL, AHL, SEL (Sweden) and DEL (Germany). He appeared in 59 games over a span of three seasons in the NHL with the Vancouver Canucks and Anaheim Ducks, recording 23 points (12-11=23) and eight penalty minutes (PIM). In five seasons in the AHL, he registered 190 points (97-93=190) and 138 PIM in 239 games with the Manitoba Moose, Portland Pirates and IceCaps.

He and his wife, Jenn, have two sons, Kaden and Kaiser.

COACHING STAFF



PAT DWYER **ASSISTANT COACH**

Pat Dwyer is in his third season as an Assistant Coach for the Minnesota Wild. Dwyer originally joined the organization on July 5, 2023, as an Assistant Coach for the Iowa Wild in the American Hockey League (AHL).

Prior to his time in Iowa, Dwyer served as an Assistant Coach for the Chicago Wolves (AHL) for three seasons (2020-23), helping the team win a Calder Cup championship in 2021-22. He began his coaching career in 2019-20 as an Assistant Coach for the Charlotte Checkers (AHL).

As a player, Dwyer totaled 93 points (42-51=93) in 416 NHL games as a forward with the Carolina Hurricanes from 2008-15. The Great Falls, Mont. native also added 196 points (94-102=196) across 345 AHL games with the Chicago Wolves (2005-06), Albany River Rats (2006-10) and Charlotte Checkers (2016-17). Dwyer also played three seasons professional hockey overseas; he played for MODO Hockey in the SHL (2015-16), Sønderjyske in Denmark (2017-18) and the Belfast Giants in the EIHL (2018-19). Prior to his professional career, Dwyer played four seasons (2001-05) at Western Michigan University, where he served as captain during his senior year.

A native of Great Falls, Mont., Dwyer and his wife, Ashley, have a son, Ian, and a daughter, Lilly. The family resides in Cottage Grove.



FREDERIC CHABOT **GOALTENDING COACH**

Frederic Chabot is in his sixth season as Goaltending Coach for the Minnesota Wild. He spent the previous five seasons (2015-20) as the Wild's Goaltending Development Coach working with goalie prospects throughout the organization, including goaltenders playing for the Iowa Wild in the American Hockey League (AHL), as well as Minnesota draft picks.

The former NHL netminder joined the Wild after serving as the Goaltending Coach for the Edmonton Oilers for five seasons (2009-14). Prior to working for the Oilers, he served as a Goaltending Consultant with Hockey Canada and its National Junior Team, helping Canada win a gold medal at the 2009 World Junior Championship. Chabot was also an instructor at Hockey Canada's Program of Excellence Goaltending Camp for three years (2007-09). The native of Hebertville-Station, Que., worked as a Goaltending Consultant with Berlin (DEL) in 2008-09, capturing the league championship with the Ice Bears. Chabot also worked with AIK Stockholm (SWE-2) from 2007-09, overseeing goaltending for the entire organization.

Chabot played 17 seasons of professional hockey (1989-2006) and appeared in a total of 32 NHL contests with the Montreal Canadiens, Los Angeles Kings and Philadelphia Flyers. He spent a majority of his career in the International Hockey League (IHL) and was named the IHL's Most Valuable Player and Top Goaltender in 1999-2000 after going 36-19-7 with a 2.13 GAA and a .920 SV% in 62 games with the Houston Aeros. Chabot was also named best goaltender in the AHL (Baz Bastien Award) in 1993-94, MVP of the IHL in 1996-97 and best goaltender in the German League in 2002-03. He also backstopped the Vienna Capitals to the regular season and playoff championship in the Austrian League in 2004-05. He was originally drafted by the New Jersey Devils in the 10th round (192nd overall) of the 1986 NHL Draft.

He and his wife, Suzanne, reside in Cottage Grove, and have a son, Gabriel.





COACHING STAFF



JONAS PLUMB **VIDEO COACH**

Jonas Plumb is in his 15th season as Video Coach for the Minnesota Wild. He oversees organizing the team's video requirements during the season.

Prior to joining the Wild, Plumb worked for Hockey Canada in 2010-11, preparing video for various men's and women's tournaments. Plumb worked for the Swedish men's hockey team at the 2010 Winter Olympics and the National Hockey League's (NHL) Washington Capitals during the 2008-09 season. He has also spent time with the Western Hockey League's (WHL) Vancouver Giants, where he helped the team win the 2007 Memorial Cup and the 2006 WHL Championship.

He and his wife, Kristen, live in Wayzata.



RAY SYLVESTER **VIDEO COACH**

Ray Sylvester is in his first season as Video Coach for the Minnesota Wild after being named to the position on July 3rd, 2025. He oversees organizing the team's video requirements during the season.

Sylvester most recently served as a Video Coach for the Iowa Wild for two seasons (2023-25). Prior to joining the Wild organization, Sylvester worked as a Video Coach for the Sioux Falls Stampede in the United States Hockey League (USHL) during the 2022-23 season. Sylvester also served as a Video Coach for the Charlotte Rush Junior Hockey team of the United States Premier Hockey League (USPHL) for two seasons (2020-2022). Sylvester was an Analytics Consultant and Video Coach for the Robert Morris University Men's Hockey team while he attended the school.

Sylvester resides in St. Paul.



ANDY NESS **SKATING AND SKILLS COACH**

Andy Ness is in his 12th season as Skills and Skating Coach for the Minnesota Wild. In his role, Ness focuses on off-season development for current Minnesota Wild and Iowa Wild players and assists in rehab skating for injured players throughout the season.

Ness has also worked as the Skills and Skating Coach for the Minnesota Frost of the Professional Women's Hockey League (PWHL), helping the team win a Walter Cup in 2025. He owns and operates Pro Edge Power, a skating company located in the Twin Cities, and has served as a consultant for numerous teams and players throughout his career. Ness served as an Assistant Skating Coach with the New Jersey Devils in from 2008-12, helping the team reach the 2012 Stanley Cup Final. He also worked as Assistant Skating Coach for the University of Minnesota

Men's and Women's Hockey programs from 2009-11 and with the USA Women's Olympic Hockey team in 2010.

A native of Saint Paul, Ness played collegiate hockey at Augsburg College from 1998-2001 and graduated with a degree in education in 2001.

He and his wife, Katie, have two daughters, Elaina and Olivia, and a son, Johnny. The family resides in Shakopee.



EQUIPMENT TEAM


TONY DaCOSTA **HEAD EQUIPMENT MANAGER**

Tony DaCosta is in his 26th year as Head Equipment Manager for the Minnesota Wild. He oversees all the club's equipment needs along with running the team's home dressing rooms at Grand Casino Arena and TRIA Rink.

Prior to joining the Wild, the Winnipeg, Man., native was part of the Winnipeg Jets organization for more than 19 years. At the age of 13, DaCosta started working for the Winnipeg Jets as a dressing room attendant and equipment manager for NHL teams visiting the Winnipeg Arena. He was then promoted to Assistant Equipment Manager. During that time, DaCosta gained invaluable knowledge and experience that helped him in his role as one of the Coyotes Equipment Managers, a position he held when the Jets moved to Phoenix in 1996.

He also served as Equipment Manager for the NHL All-Star Games in 2004 (Saint Paul) and 1998 (Vancouver) and held the same position with Team Canada at the 2009 World Championship in Switzerland and the 2001 World Championship in Germany.

He and his wife, June, have two daughters, Summer and Rylee.



MATT BENZ **ASSISTANT EQUIPMENT MANAGER**

Matt Benz is in his 24th season as Assistant Equipment Manager for the Minnesota Wild. His responsibilities include supporting Minnesota's equipment needs at home and on the road.

Throughout his career Benz has worked many notable games, including the 2003 Western Conference Finals, 2004 NHL All-Star Game, 2010 NHL Premiere in Helsinki, Finland, 2016 Stadium Series at Huntington Bank Stadium, 2022 Winter Classic at Target Field and 2023 NHL Global Series in Stockholm, Sweden. He also worked the 2005 World Cup of Hockey, supporting the equipment staffs from Finland, Russia and Slovakia. He recently worked his 1,500th career NHL game on November 1, 2024.

Benz joined the Wild as a game night dressing room attendant in 2000-01 following a career in sales and marketing. The Saint Paul native attended Hill-Murray High School in Maplewood and graduated from the University of St. Thomas.

He and his wife, Emily, have two daughters, Elena and Lily.



CLIFF HALSTEAD **ASSISTANT EQUIPMENT MANAGER**

Cliff Halstead is in his fifth season as Assistant Equipment Manager for the Minnesota Wild. He is responsible for assisting Minnesota's equipment needs both at home and on the road, as well as locker room set-up, equipment repair and inventory maintenance.

Halstead joined the Wild after spending 18 seasons (2003-21) with the Colorado Avalanche serving in a variety of roles within the equipment department.

Halstead was born in Casper, Wyo. and raised in Aurora, Colo. Cliff lives in Cottage Grove with his wife Desirae and rescue dogs Walter and Tessa. During his spare time Cliff enjoys golfing, traveling and spending time with his family and friends.





TRAINING TEAM



JOHN WORLEY **HEAD ATHLETIC TRAINER**

John Worley is in his 17th season as an Athletic Trainer for the Minnesota Wild. His responsibilities include managing player rehabilitation and the day-to-day medical needs of Wild players. Prior to joining the Wild, Worley served as Manager of Sports Medicine Services at the Rothman Institute Orthopedics in Philadelphia, Pa., for five years.

Worley previously spent 16 years with the Philadelphia Flyers, including 10 seasons as Head Athletic Trainer. A native of Ridley Park, Pa., he graduated with a B.S. in Health and Physical Education with certification in Athletic Training from West Chester University in 1980.

Worley will serve as an Athletic Trainer for the United States Men's National Team at the 2026 Winter Olympic Games in Milano-Cortina. He held the same position for the United States Men's National Team at the 2025 NHL 4 Nations Face-Off tournament, helping Team USA to a silver medal. Worley

is a Certified Athletic Trainer through the National Athletic Trainers Association and is licensed with the Minnesota Board of Medical Practice. He is a member of the Professional Hockey Athletic Trainers Society as well as a professional member of the American College of Sports Medicine.

He and his wife, Tracey, have two daughters, Taylor and Morgan, and a grandson, Kota John.




TRAVIS GREEN **ASSISTANT ATHLETIC TRAINER & MASSAGE THERAPIST**

Travis Green is in his 19th year with the Minnesota Wild as an Assistant Athletic Trainer and Massage Therapist. In this role Green helps to manage rehabilitation and the day-to-day medical needs and coverage for Wild players and staff to prevent injuries from occurring and assist in the healing process. Prior to joining the Minnesota Wild in a full-time role, Green served as a part-time assistant athletic trainer/massage therapist during the 2007-08 season.

Green will serve as an Athletic Trainer for the United States Men's National Team at the 2026 Winter Olympic Games in Milano-Cortina. He held the same position for the United States Men's National Team at the 2025 NHL 4 Nations Face-Off tournament, helping Team USA to a silver medal. In 2011 Green worked with USA Hockey and served as the Massage Therapist for the IIHF Women's World Championship in Zurich, Switzerland, where the U.S. won a third consecutive championship. Since that time he has served as the Athletic Trainer/Massage Therapist for several camps, international tournaments, and games.

Green is a Minnesota native and 1997 graduate of Bethel University with a B.A. in Athletic Training as well as a double minor in Health and Physical Education. He is a Certified Athletic Trainer through the National Athletic Trainers Association and is registered with the Minnesota Board of Medical Practice. He is also a member of the Professional Hockey Athletic Trainers Society. In 2005, Green completed his therapeutic bodywork/massage therapy degree from CenterPoint Massage School in Minneapolis. He is a Level 1 Certified Fascial Stretch Therapist (CFST), completed CranioSacral Therapy (level 1) through the Upledger Institute, and was a Certified Strength and Conditioning Specialist through the National Strength and Conditioning Association over a span of 10 years.

Green resides in Saint Paul and has two daughters, Sidney and Lauren, and a son, Ryan.



BRIAN GROGESKY **ASSISTANT ATHLETIC TRAINER**

Brian Grogesky is in his second season as Assistant Athletic Trainer for the Minnesota Wild. Grogesky joined the Wild after eight seasons (2016-24) as Head Athletic Trainer for the AHL's Lehigh Valley Phantoms. Prior to his tenure with Lehigh Valley, Grogesky served as Head Athletic Trainer of the ECHL's Reading Royals for 15 seasons (2001-16).

The native of Mehoopany, Penn., received a bachelor's degree in Exercise Science from Pennsylvania State University in 1997 and a master's degree in Sports Medicine from West Virginia University in 1998. Grogesky is a certified sport manual therapist and is working towards his Master Certification in Manual Therapy (PT1 and PT5). He is also certified in dry needling (level 1 & 2), dynamic neuromuscular stabilization (level 1), holds numerous soft tissue cupping certifications and is an integrated flexibility specialist.

Grogesky and his wife, Diana, have a son, Kolin, and a daughter, Alexis.

TRAINING TEAM



MATT HARDER

STRENGTH AND CONDITIONING COACH

Matt Harder is in his fourth season as Strength and Conditioning Coach for the Minnesota Wild. He joined Minnesota after serving as the Strength and Conditioning coach for the Iowa Wild in the 2021-22 season.

The International Falls, Minn., native served as the Assistant Strength and Conditioning Coach/Assistant Athletic Trainer with the Arizona Coyotes in 2020-21. Before joining the Coyotes, he was the Head Strength and Conditioning Coach and Assistant Athletic Trainer for the Tucson Roadrunners in the American Hockey League (AHL) for four seasons (2016-20). Harder also served as Head Athletic Trainer and Strength and Conditioning Coach for the Manchester Monarchs in the ECHL in 2015-16.

Harder attended the University of North Dakota, graduating with bachelor's degree in athletic training in 2013 and attending graduate school in the kinesiology department from 2013-2015. Harder is a certified athletic trainer and a certified strength and conditioning specialist.

He and his wife, Brittany, have two sons, Niall and Nolan, and a daughter, Anna.



TREY SAARI

ASSISTANT STRENGTH AND CONDITIONING COACH

Trey Saari is in his ninth season with the Minnesota Wild and sixth season as an Assistant Strength and Conditioning Coach for the organization. Prior to joining the Wild, Saari spent one season as a Graduate Assistant Strength and Conditioning Coach for the men's hockey team at Michigan Technological University.

Saari earned a master's degree in Kinesiology and Health from Miami University, while also serving as an Interim Strength and Conditioning Coach for the men's golf team. He earned a bachelor's degree in Exercise Science from Michigan Technological University and served as an intern for the men's hockey team.

Saari and his wife, Ariana, live in Woodbury with their daughter, Ella, son, Oliver, and their two cats, Edward and Leo.



ABE EDSON

ASSISTANT STRENGTH AND CONDITIONING COACH

Abe Edson is in his second season as Assistant Strength and Condition coach for the Wild. Edson joined Minnesota after four seasons (2020-24) as a Strength and Conditioning Coach for the AHL's Springfield Thunderbirds.

A native of State College, Penn., Edson also served as a Strength and Conditioning Coach for two seasons (2018-20) with the AHL's San Antonio Rampage following one seasons (2017-18) as a Strength and Conditioning Fellow with the AHL's Bakersfield Condors. He worked for one summer (2017) as a Strength and Conditioning Coach with Prentiss Hockey Performance after completing strength and conditioning internships with the Bakersfield Condors (2016) and Penn State University (2015-16), his alma mater.

Edson earned a bachelor's degree in kinesiology from Penn State in 2017 and his master's degree in Exercise Science and Health Promotion with a focus in Performance Enhancement and Injury Prevention from the California University of Pennsylvania in 2019. He is a certified strength and conditioning coach and a certified performance enhancement specialist through the National Strength and Conditioning Association (NSCA) and National Academy of Sports Medicine (NASM).

Edson and his wife, Zoey, have a daughter, Everly, and reside in Cottage Grove.





MEDICAL TEAM



SHELDON BURNS **MEDICAL DIRECTOR**

Dr. Sheldon Burns is in his 24th year as Medical Director for the Minnesota Wild. His duties with the Wild include serving as Head Team Physician, coordinating medical care for players and staff and organizing the club's medical staff. Dr. Burns is a board-certified specialist in Family Practice, Emergency Medicine and Sports Medicine.

Dr. Burns has served in official capacities at seven Olympic Games, two World Championships and three Goodwill Games, including working with the 1980 and 1984 Olympic hockey teams and the 1982 and 1983 United States World Championship hockey teams. He was the Team Physician for the 2008 United States Olympic Team in Beijing, China, and served in the same capacity for the United States at the 2004 Olympic Games in Athens, Greece. In 2007, Dr. Burns served as the

Chief Medical Officer for the United States at the 24th International World University Games in Bangkok, Thailand, and was the Team Physician at the 2007 Tournament of Americas.

He also served as Deputy Commissioner of the International Olympic Committee's Medical Commission, which was responsible for all medical care at the Olympic Games in Atlanta, Sydney and Nagano. Dr. Burns is also the Medical Director of the NBA's Minnesota Timberwolves, the WNBA's Minnesota Lynx, and Team Physician for the NFL's Minnesota Vikings and the MLS's Minnesota United Loons. His practice is at Edina Family Physicians - Allina.

Dr. Burns has lectured on sports medicine in Europe, Asia and North America and has been recognized nationally and internationally for his work. He was awarded the NBA's Physician of the Year in 2005, named Minnesota's Family Physician of the Year in 2014 and named the NFL's Physician of the Year in 2019.

Born and raised in Grand Meadow, Minn., and a summer resident of Nisswa, Minn., he received his undergraduate degree from Hamline University in Saint Paul and earned his medical degree in 1974 from the University of Minnesota Medical School. Dr. Burns and Sharon live in Edina and have five children and nine grandchildren.



JOEL BOYD **ORTHOPEDIC SURGEON**

Dr. Joel L. Boyd is in his 26th year with the Minnesota Wild as Orthopedic Surgeon. In addition to his role with the Wild, he also serves as a Physician at TRIA Orthopedic Center in Bloomington and is the Head Team Physician for the University of Minnesota football team.

Dr. Boyd will serve as Team Physician for the United States Men's National Team at the 2026 Winter Olympic Games in Milano-Cortina. He held the same position for the United States Men's National Team at the 2025 NHL 4 Nations Face-Off tournament. He was as an Olympic Team Physician for the United States men's and women's hockey teams in Nagano, Japan in 1998, and as a National Team Physician with USA Hockey at World Championships in Switzerland, Sweden and Germany. Dr. Boyd has also served as Team Physician for the NFL's Minnesota Vikings and

previously held the role of Co-Medical Director for the International Hockey League's (IHL) Minnesota Moose.

He completed his undergraduate work and received a Master of Science degree from Bucknell University and graduated from Temple University Medical School. Dr. Boyd completed his orthopedic training at the Cleveland Clinic Foundation and his fellowship training at the University of Western Ontario, Canada.



MEDICAL TEAM

BRAD NELSON **ORTHOPEDIC SURGEON**



Dr. Brad Nelson is in his 17th year with the Minnesota Wild as an Orthopedic Surgeon, specializing in shoulder and knee surgery. In addition to his duties with the Wild, he is the Medical Director for the University of Minnesota Athletic Department, is a Professor of Orthopedic Surgery at the University of Minnesota, and also works at TRIA Orthopedic Center in Bloomington.

Dr. Nelson has worked as the Team Physician for multiple USA Hockey teams and tournaments, including the U.S. National Team Development Program and the Under-18 World Championship camp. Over the past 14 years, he has also worked as the Team Physician for numerous sports teams at the University of Minnesota, including the men's and women's ice hockey programs.

Raised in Little Falls, Minn., Dr. Nelson graduated from the University of Minnesota Medical School and spent his residency at the University of Colorado. He went to the United States Military Academy for the West Point Sports Medicine Fellowship, and later served as an orthopedic surgeon and team physician for the men's hockey, football, basketball and lacrosse teams.

Among other affiliations, Nelson is a member of the American Orthopedic Society for Sports Medicine and has written multiple research articles and book chapters. He is the past president of the NHL Team Physician Society.

GARY FETZER **ORTHOPEDIC SURGEON**



Dr. Gary B. Fetzer is in his fifth year with the Minnesota Wild as an Orthopedic Surgeon for the Wild. Dr. Fetzer practices at the TRIA Orthopedic Center in Bloomington, Minn., and has a faculty appointment with the University of Minnesota Department of Orthopedic Surgery.

In addition to his role with the Wild, he is also an assistant team physician for Minnesota Twins baseball club and team physician at Gustavus Adolphus College in Saint Peter, Minn. Dr. Fetzer is the Program Director for the TRIA/University of Minnesota Orthopaedic Surgery Sports Medicine Fellowship Program, a position he has held since 2011. He has also previously served as a team physician for the Minnesota Vikings.

Dr. Fetzer earned his undergraduate degree in biomedical engineering from the University of Iowa and completed his medical degree from the University of Iowa Carver School of Medicine. He completed his orthopedic surgery residency training at Washington University in St. Louis and his fellowship training at the TRIA Orthopaedic Center in Bloomington.

Dr. Fetzer and his wife, Renee, have two boys, Brady and Nolan. The family lives in Bloomington.



MEDICAL AND SUPPORT STAFF

HOCKEY OPERATIONS



Lance Vogt
Equipment Assistant



Tony Martinez
Hockey Operations Assistant

MEDICAL TEAM



Dr. Stephen Meade
Team Physician



Dr. David Hamler
Craniofacial Surgeon



Dr. Sonia Mosch
Neuropsychologist



Dr. Mike Pelke
Team Dentist

NUTRITION



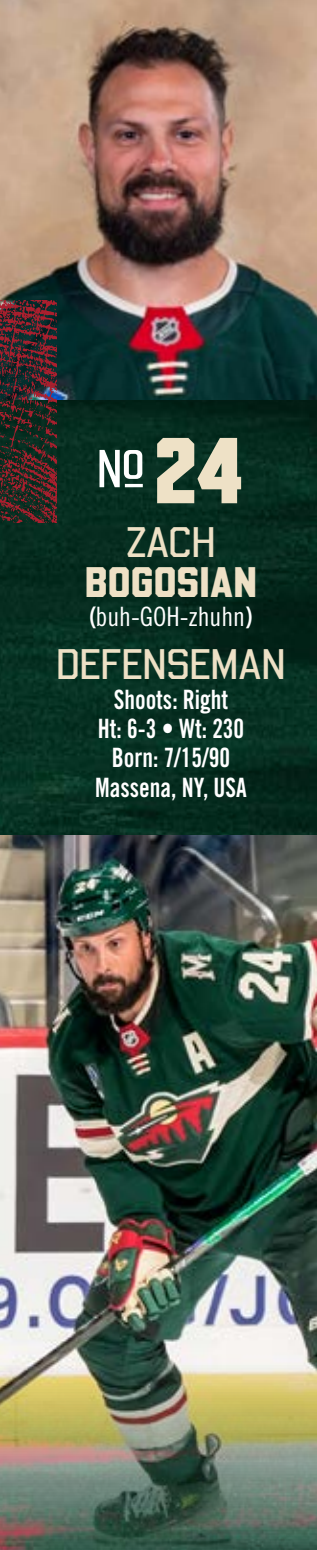
Jenna Stangland
Team Nutritionist



Madi McDonald
Team Nutritionist



PLAYERS



NO 24

ZACH
BOGOSIAN
(buh-GOH-zhuhn)

DEFENSEMAN

Shoots: Right
Ht: 6-3 • Wt: 230
Born: 7/15/90
Massena, NY, USA

▶ 2024-25 HIGHLIGHTS

- Tied career-high in games played.
- Ranked fourth on team in hits and sixth in blocked shots.
- Recorded first multi-point game (0-2=2) with Minnesota vs. SEA (3/19).
- Skated in 900th career game at MTL (1/31).
- Skated season-high 25:09 at SJ (1/11).
- Tallied a goal, a plus-3 rating (tied season-high) and a season-high five hits vs. STL (1/7).
- Notched a goal in consecutive games for second time this season, 10th time in career (1/7-1/9).
- Became second defenseman in team history to score opening goals in consecutive games (11/5-11/7).

▶ CAREER

- Ranked T-3rd on team in plus/minus rating (tied career best), fourth in blocked shots, PIM and fifth in hits in 2023-24.
- Notched game-winning goal in 2-0 victory at ANA (3/14/24).
- Registered career-high 19 PIM vs. NSH (1/25/24).
- Played in 800th career NHL game at PIT (12/18/24).
- Tallied assist and season-best plus-3 rating at NSH (11/30/23).
- Ranked sixth on team in hits in 2022-23.
- Finished fourth among team defensemen in goals in 2021-22.
- Led team in PIM and ranked fourth in hits in 2020-21.
- Member of 2020 Stanley Cup Champion Tampa Bay Lightning.
- Ranked second on team in blocked shots in 2018-19. Blocked shot total was second most in his career.
- Skated a career-high 33:29 vs. PIT (3/21/17).
- Tied career best with 3 PPG in 2015-16.
- Set career high in PIM in 2014-15.
- Finished second among team defensemen in goals and fourth in scoring in 2012-13.
- Converted only career shootout attempt (game-deciding goal) and recorded 17 PIM in 5-4 SOW at TOR (3/16/13).
- Set career highs in assists and points in 2011-12.
- Ranked third among team defensemen in goals, assists and scoring in 2011-12.
- Tied career best in shots on goal in 2010-11.
- Set career highs in games played, goals, hits, blocked shots and shots on goal in 2009-10.
- Led team in hits and ranked second in blocked shots in 2009-10.
- Led NHL rookie defensemen in goals, ranked T-2nd in plus/minus rating, third in shots on goal and fourth in scoring in 2008-09.
- Ranked T-3rd on team in plus/minus in 2008-09. Led team defensemen in goals and ranked third in scoring.
- Recorded one assist in nine games for the United States at 2009 IIHF World Junior Championship.
- Collected first career SHG vs. FLA (4/9/09).
- Recorded first career GWG at COL (3/10/09).
- Tallied second career multi-point game vs. MTL (1/20/09).
- Notched first career NHL goal, assist and multi-point game (1-1=2) at NSH (1/17/09, Rinne).
- Recorded nine PIM in NHL debut vs. WSH (10/10/08).

▶ PLAYOFF HIGHLIGHTS

- Ranked second on team in plus/minus rating in 2023 playoffs.
- Ranked second among team defensemen in hits in 2022 playoffs.
- Appeared in 20 playoff games to help Tampa Bay win 2020 Stanley Cup.
- Tallied first career playoff point with an assist in Game 3 of 2020 First Round at CBJ (8/15/20).
- Made Stanley Cup Playoff debut in Qualifying Game vs. WSH (8/3/20).

▶ CAREER TRANSACTIONS

- Acquired by Minnesota from Tampa Bay in exchange for a seventh round pick in the 2025 NHL Draft, Nov. 8, 2023; Signed by Tampa Bay as a free agent, July 28, 2021; Signed by Toronto as a free agent, Oct. 10, 2020; Signed as a free agent by Tampa Bay, Feb. 23, 2020; Acquired by Buffalo along with Evander Kane and Jason Kasdorf from Winnipeg in exchange for Tyler Myers, Drew Stafford, Joel Armia, the rights to Brendan Lemieux and a first round pick in the 2015 NHL Draft (Jack Roslovic), Feb. 11, 2015; Selected by Atlanta in the first round (3rd overall) in the 2008 NHL Draft.
- Signed through 2025-26. Becomes an unrestricted free agent in 2026-27.

▶ PERSONAL

- He and his wife, Bianca, have four children; Mila, Hunter, Haper and Cade.
- Enjoys hunting, fishing and golf in his free time.
- Brother, Aaron, serves as a Mental Performance Specialist for the Wild.
- Worked in his family's carpet company for his first job.

BOGOSIAN VS. NHL

TEAM	GP	G	A	PTS	+/-	PIM	TEAM	GP	G	A	PTS	+/-	PIM	TEAM	GP	G	A	PTS	+/-	PIM
ANA	18	4	3	7	10	22	EDM	27	3	4	7	0	39	PIT	33	4	9	13	-6	17
ARI	22	1	2	3	-2	30	FLA	47	6	15	21	-1	33	SEA	8	0	2	2	3	4
BOS	37	0	8	8	-15	21	LA	21	4	4	8	9	28	SJ	16	2	2	4	1	19
BUF	25	1	4	5	9	26	MIN	16	1	1	2	-2	32	STL	29	1	6	7	-1	16
CAR	47	3	18	21	4	63	MTL	47	4	11	15	-6	80	TB	37	3	9	12	1	29
CBJ	23	0	6	6	-4	26	NJ	28	1	8	9	5	8	TOR	41	3	10	13	-7	35
CGY	30	0	5	5	-5	6	NSH	30	2	7	9	2	39	UTA	4	0	0	0	-2	0
CHI	28	2	7	9	-8	22	NYI	29	4	4	8	-8	12	VAN	28	1	2	3	2	16
DAL	27	2	2	4	-6	14	NYR	31	1	3	4	-10	33	VGK	10	0	2	2	0	16
DET	29	3	4	7	-9	8	OTT	41	3	5	8	0	44	WPG	22	0	1	1	-13	21
							PHI	37	2	6	8	-4	14	WSH	37	3	9	12	-6	29

BOGOSIAN'S CAREER STATISTICS

SEASON	TEAM	LEAGUE	GP	G	A	PTS	+/-	PIM	PP	SH	GW	S	S%	BS	H	TOI
2006-07	Peterborough	OHL	67	7	26	33	-6	63	-	-	-	-	-	-	-	-
2007-08	Peterborough	OHL	60	11	50	61	8	72	-	-	-	-	-	-	-	-
2008-09	ATLANTA	NHL	47	9	10	19	11	47	2	1	1	90	10.0	50	67	18:06
	Chicago	AHL	5	0	1	1	1	0	-	-	-	-	-	-	-	-
2009-10	ATLANTA	NHL	81	10	13	23	-18	61	3	1	0	155	6.5	124	196	21:24
2010-11	ATLANTA	NHL	71	5	12	17	-27	29	0	0	1	155	3.2	91	111	22:24
2011-12	WINNIPEG	NHL	65	5	25	30	-3	71	1	0	0	150	3.3	109	117	23:18
2012-13	WINNIPEG	NHL	33	5	9	14	-5	29	0	0	0	85	5.9	50	79	23:07
2013-14	WINNIPEG	NHL	55	3	8	11	3	48	0	0	0	134	2.2	75	94	22:54
2014-15	WINNIPEG	NHL	41	3	10	13	1	40	0	0	0	74	4.1	47	106	22:10
	BUFFALO	NHL	21	0	7	7	-7	38	0	0	0	51	0.0	43	83	26:34
2015-16	BUFFALO	NHL	64	7	17	24	-11	68	3	0	1	121	5.8	98	86	22:20
2016-17	BUFFALO	NHL	56	2	9	11	-17	46	0	0	1	73	2.7	97	59	20:05
2017-18	BUFFALO	NHL	18	0	1	1	-9	20	0	0	0	29	0.0	23	22	19:09
2018-19	BUFFALO	NHL	65	3	16	19	-5	52	0	1	0	93	3.2	116	83	21:37
2019-20	BUFFALO	NHL	19	1	4	5	0	10	0	0	0	18	5.6	21	22	16:51
	TAMPA BAY	NHL	8	0	2	2	0	12	0	0	0	11	0.0	6	8	16:00
2020-21	TORONTO	NHL	45	0	4	4	7	49	0	0	0	36	0.0	31	67	14:32
2021-22	TAMPA BAY	NHL	48	3	5	8	2	53	0	0	1	60	5.0	34	114	15:21
2022-23	TAMPA BAY	NHL	46	1	4	5	-4	42	0	0	0	54	1.9	50	114	14:58
2023-24	TAMPA BAY	NHL	4	0	0	0	0	0	0	0	0	6	0.0	2	4	11:57
	MINNESOTA	NHL	61	3	11	14	11	63	0	0	1	77	3.9	81	105	18:16
2024-25	MINNESOTA	NHL	81	4	12	16	-6	43	0	0	0	79	5.1%	80	81	15:48
WILD TOTALS			142	7	23	30	5	106	0	0	1	156	4.5%	161	186	16:51
NHL TOTALS			929	64	179	243	-77	821	9	3	6	1,551	4.1%	1,228	1,618	19:52

BOGOSIAN'S CAREER PLAYOFF STATISTICS

SEASON	TEAM	LEAGUE	GP	G	A	PTS	+/-	PIM	PP	SH	GW	S	S%	BS	H	TOI
2007-08	Peterborough	OHL	5	0	3	3	-4	8	-	-	-	-	-	-	-	-
2019-20	TAMPA BAY	NHL	20	0	4	4	1	12	0	0	0	42	0.0	19	44	17:39
2020-21	TORONTO	NHL	7	0	1	1	-3	0	0	0	0	5	0.0	9	6	14:59
2021-22	TAMPA BAY	NHL	22	0	3	3	0	4	0	0	0	20	0.0	18	53	12:33
2022-23	TAMPA BAY	NHL	5	0	1	1	2	7	0	0	0	6	0.0	2	15	12:47
2024-25	MINNESOTA	NHL	6	0	1	1	1	0	0	0	0	2	0.0%	4	6	13:00
WILD TOTALS			6	0	1	1	1	0	0	0	0	2	0.0%	4	6	13:00
NHL TOTALS			60	0	10	10	1	23	0	0	0	75	0.0	52	124	14:36

BOGOSIAN'S CAREER HIGHLIGHTS

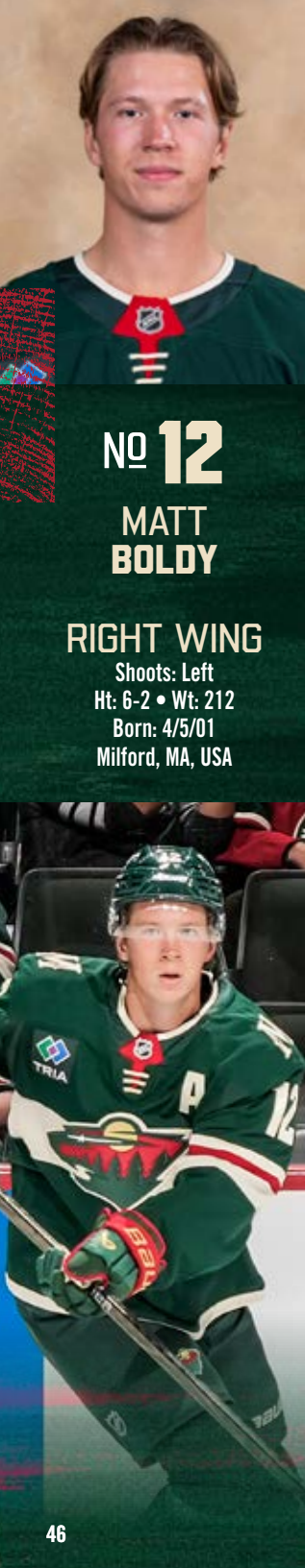
Goals, Game: 2 – three times
Assists, Game: 3 – two times
Points, Game: 3 – four times
PIM, Game: 19 – vs. NSH, 1/25/24

+/-, Game: 5 – vs. FLA, 1/13/15
Shots, Game: 10 – vs. OTT, 3/26/12
TOI, Game: 33:29 – vs. PIT, 3/21/17
Goal Streak: 2g – eight times

Assist Streak: 3g – two times
Point Streak: 4g – two times
Career Hat Tricks: None
Career Shootout: 1-1



ZACH BOGOSIAN



NO 12

MATT
BOLDY

RIGHT WING

Shoots: Left
Ht: 6-2 • Wt: 212
Born: 4/5/01
Milford, MA, USA

► 2024-25 HIGHLIGHTS

- Ranked third in NHL in GWG and seventh in shots.
- Led team in points, goals, assists, GWG and shots and was second in PPG. Led team forwards in blocked shots.
- Set career-highs in points, assists, shots and blocked shots and skated in all 82 games this season.
- Became the first player in Wild history to record three 25-goal seasons before turning 24.
- Posted a career-high 27:15 TOI total at VAN (4/12) and tied his career high with four hits.
- Scored the 100th goal of his NHL career at NJD (3/31), becoming the 11th player in franchise history to reach the landmark.
- Notched his ninth GWG of the season vs. WSH (3/27), establishing a new single-season franchise record.
- Represented Team USA at the 4 Nations tournament and recorded three points (1-2=3) and a plus-2 rating while averaging 16:01 of TOI across four games.
- Scored a goal vs. PHI (12/14) to reach 200 career points (88-112=200) in his 233rd career game, becoming the second-fastest Wild player to reach the mark (Kaprizov, 169 GP).
- Became the fourth NHL player since 2000-01 to record five GWG in a season's first 16 games vs. MTL (11/14).
- Tallied three points (1-2=3) vs. CBJ (10/10)--sixth player in team history to record three points in season opener.

► CAREER

- Led all tournament skaters with 14 points (6-8=14) in eight games played while representing the United States at the 2024 IIHF World Championship.
- Finished T-15th in the NHL and second on the team in GWG in 2023-24.
- Led the team in takeaways (61) while ranking second in points and third in goals, assists, shots and PPG in 2023-24.
- Appeared in 200th game of his NHL career at VGK (4/12/24).
- Notched a career-high three assists and matched his career high with four points (1-3=4) vs. VAN (2/19/24).
- Recorded three consecutive multi-point games from 2/9-2/14/24 (3-4=7), a career-long.
- Ranked T-1st on team in multi-point and multi-goal games, second in goals and shots, third in scoring, GWG and PPP (26) and fourth in assists and PPG during 2022-23 season.
- Registered the most goals by a player age 22 or younger in a season in team history.
- Tallied assist for 100th career point at PIT (4/6/23).
- Recorded natural hat trick vs. SEA (3/27/23). His three career hat tricks rank T-2nd in team history.
- Tallied assist for 50th career point at ANA (11/9/22) to become second fastest player in Wild history to reach 50 career pts (Kaprizov 54 GP, Boldy 60 GP).
- Became third different player to record 50 points in a season before age 22 joining Marian Gaborik (67 in 2001-02 & 65 in 2002-03) and Pierre-Marc Bouchard (59 in 2005-06).
- Recorded 44 points in first 50 NHL games, the third most among active U.S.-born players in first 50 games (Boeser and Kane, 45 pts).
- Recorded three points (1-2=3) and 14 shots in five games for the United States at the 2022 IIHF World Championship.
- Finished eighth in voting for the 2022 Calder Memorial Trophy.
- Led NHL rookies in points/game (0.83), ranked fourth in plus/minus rating, fifth in shooting percentage, T-5th in PPG, T-7th in PPP (10), eighth in PPA (7), T-9th in assists, 10th in scoring and T-10th in goals in 2021-22.
- Ranked second in points, T-2nd in assists and T-3rd in goals all-time by a team rookie during 2021-22 season.
- Set franchise rookie record with 10-game point streak (3-9=12, 4/10-4/26/22) - longest point streak by NHL rookie in 2021-22.
- Tallied first career hat trick and franchise rookie record four points (3-1=4) vs. DET (2/14/22). Point total included 3 PPP (2-1=3) tying team rookie record.
- Collected 10 points (4-6=10) in first 10 career games - most by a Wild rookie.
- Notched first career PPG and assist vs. MTL (1/24/22).
- Tallied GWG and first career NHL assist for first career multi-point game (1-1=2) vs. ANA (1/14/22).
- Ranked second in scoring, T-2nd in assists and T-3rd in goals among NHL rookies after making NHL debut (1/6/22). Recorded four shots and GWG in NHL debut at BOS (1/6/22, Swayman). Fourth player in Wild history to record GWG in debut and 10th player to score a goal.

- Led Boston College in scoring, goals, assists, PPP (9) and shots on goal (71) in 2020-21. Recorded eight multi-point games.
- Ranked T-1st in NCAA with three SHG and T-11th in scoring and assists in 2020-21.
- Tallied seven points (5-2=7) in seven games to help United States win the gold medal at the 2021 IIHF World Junior Championship. Ranked third in tournament scoring with 12 points (3-9=12) in seven contests as the United States earned a bronze medal at the 2019 IIHF Under-18 World Championship.
- Led United States National Under-18 Team in SHG (4), ranked second in PPG (10), third in goals and fourth in assists and scoring in 2018-19.
- Ranked second on Team USA in goals and scoring, T-2nd in GWG (2) and assists, third in PPG (4) and shots on goal (97) in 28 games in the USHL in 2018-19.

► PLAYOFF HIGHLIGHTS

- Ranked T-1st on the team in goals and second in points during 2025 First Round vs. VGK, tallying three multi-point games in the series.
- Tallied first career playoff goal in Game 4 of 2022 First Round at STL (5/8/22, Binnington).
- Made Stanley Cup Playoff debut in Game 1 of 2022 First Round vs. STL (5/2/22).

► CAREER TRANSACTIONS

- Selected by Minnesota in the first round (12th overall) of the 2019 NHL Draft.
- Signed through 2029-30. Becomes an unrestricted free agent 2030-31.

► PERSONAL

- Accepted a sponsor's exemption to play in PGA TOUR Canada's CRMC Championship presented by Gertens at Cragun's Legacy Courses August 31 and September 1, 2023.
- Is a fan of the New England Patriots and considers Tom Brady his favorite athlete.
- Nickname is "Bolds", given to him by teammates.
- Lists "Wedding Crashers" as his favorite movie and "Game of Thrones" as his favorite TV show.

BOLDY VS. NHL

TEAM	GP	G	A	PTS	+/-	PIM	TEAM	GP	G	A	PTS	+/-	PIM	TEAM	GP	G	A	PTS	+/-	PIM
ANA	10	4	11	15	10	6	EDM	10	7	6	13	7	13	SEA	10	8	5	13	1	0
ARI	9	3	2	5	-4	4	FLA	7	2	6	8	0	8	SJ	10	7	12	19	8	4
BOS	8	2	1	3	3	2	LA	9	2	4	6	-3	6	STL	13	2	5	7	0	10
BUF	7	0	5	5	0	2	MTL	7	5	2	7	6	4	TB	6	2	4	6	-2	0
CAR	7	2	3	5	3	4	NY	5	2	2	4	1	4	TOR	7	3	1	4	-1	0
CBJ	7	3	5	8	3	4	NSH	11	4	4	8	0	6	UTA	4	0	2	2	-1	4
CGY	12	4	6	10	7	6	NYI	7	3	4	7	4	2	VAN	11	2	5	7	4	2
CHI	15	5	8	13	4	8	NYR	8	2	4	6	-4	4	VGK	10	3	6	9	-3	2
COL	14	1	5	6	-10	13	OTT	7	1	0	1	-4	2	WPG	13	2	3	5	-9	0
DAL	13	2	8	10	-5	14	PHI	7	7	3	10	6	4	WSH	6	4	2	6	4	0
DET	8	7	3	10	1	8	PIT	7	1	5	6	-2	2							

BOLDY'S PROFESSIONAL CAREER

SEASON	TEAM	LEAGUE	GP	G	A	PTS	+/-	PIM	PP	SH	GW	S	S%	BS	H	TOI	FO%
2017-18	U.S. National U-18	USHL	34	12	23	35	9	14	-	-	-	-	-	-	-	-	-
2018-19	U.S. National U-18	USHL	28	17	26	43	14	16	-	-	-	-	-	-	-	-	-
2019-20	Boston College	H-East	34	9	17	26	16	8	-	-	-	-	-	-	-	-	-
2020-21	Iowa	AHL	14	6	12	18	5	2	-	-	-	-	-	-	-	-	-
	Boston College	H-East	22	11	20	31	15	4	-	-	-	-	-	-	-	-	-
2021-22	MINNESOTA	NHL	47	15	24	39	17	10	3	0	2	113	13.3	24	3	5:22	37.5
	Iowa	AHL	10	4	6	10	0	6	2	0	0	36	11.1	-	-	-	-
2022-23	MINNESOTA	NHL	81	31	32	63	1	39	8	0	5	255	12.2	26	65	18:29	54.6
2023-24	MINNESOTA	NHL	75	29	40	69	5	48	10	0	7	227	12.8	32	33	18:54	42.0
2024-25	MINNESOTA	NHL	82	27	46	73	1	51	6	0	10	271	10	69	52	20:17	46.4
WILD/NHL TOTALS			285	102	142	244	24	148	24	0	24	866	11.8	151	173	18:36	47.9

BOLDY'S PROFESSIONAL PLAYOFF CAREER

SEASON	TEAM	LEAGUE	GP	G	A	PTS	+/-	PIM	PP	SH	GW	S	S%	BS	H	TOI	FO%
2017-18	U.S. National U-18	USHL	8	4	4	8	-	8	-	-	-	-	-	-	-	-	-
2021-22	MINNESOTA	NHL	6	1	0	1	-1	4	0	0	0	13	7.7	3	3	13:19	75.0
2022-23	MINNESOTA	NHL	6	0	3	3	-5	4	0	0	0	24	0.0	4	5	20:53	45.9
2024-25	MINNESOTA	NHL	6	5	2	7	0	2	0	0	1	20	25.0	5	12	25:00	20.0
NHL/WILD TOTALS			18	6	5	11	-6	10	0	0	1	57	10.5	12	20	19:44	45.7

BOLDY'S CAREER HIGHLIGHTS

Goals, Game: 3 – three times

Assists, Game: 3 – vs. VAN, 2/19/24

Points, Game: 4 – two times

PIM, Game: 5 – vs. COL, 2/15/23

+/-, Game: 3 – three times

Shots, Game: 8 – two times

TOI, Game: 25:31 – vs. COL, 4/4/24

Goal Streak: 3g – four times

Assist Streak: 5g – 4/10-4/17/22

Point Streak: 10g – 4/10-4/26/22

Career Hat Tricks: Three

Career Shootout: 5-9



MATT BOLDY



NO 25

JONAS
BRODIN
(JOE-nuhs broh-DEEN)
DEFENSEMAN

Shoots: Left
Ht: 6-2 • Wt: 198
Born: 7/12/93
Karlstad, SWE



▶ 2024-25 HIGHLIGHTS

- Ranked second on team in TOI/G, third in plus-minus and fourth in blocked shots.
- Skated 32:09 at VAN (4/12), second-highest total of season and career.
- Represented Sweden at 4 Nations tournament and finished with one goal while averaging 17:06 of TOI in three games played.
- Recorded 200th assist of career vs. NYI (2/8).
- Had five points (1-4=5) during four-game point-streak (12/31-1/7)—tied career-high.
- Tallied an assist, four blocked shots and skated a career-high 32:42 vs. STL (1/7).
- Tallied first multi-point game (1-1=2) of season vs. NSH (12/31), 24th of his career, fourth-most by team defenseman since his debut in 2012-13.
- Reached 250 career points (56-194=250) with an assist vs. CHI (12/23).
- Passed Brent Burns and Ryan Suter for third-most goals (56) by a defenseman in team history at STL (11/19).
- Represented Sweden at the 2025 IIHF World Championship, recording seven points (3-4=7) and ranking second in the tournament with a plus-12 rating in 10 games.

▶ CAREER

- Represented Sweden at the 2024 IIHF World Championship, recording four points (1-3=4) in 10 games as the team won a Bronze medal. Led the team in plus/minus rating while ranking second in time on ice per game (TOI/G).
- Ranked third on the team and set a career-high in blocked shots in 2023-24.
- Second among Wild defensemen in points and assists and T-2nd in goals in 2023-24 season.
- Appeared in his 800th career game at VGK (4/12/24), becoming third player to reach 800 games played with the Wild.
- With an assist vs. OTT (4/2/24), moved past Matt Dumba (79-157=236) for third-most points by a defenseman in franchise history.
- Skated 29:46 of TOI at OTT (11/18/23) during the NHL Global Series in Stockholm, Sweden, the fourth-highest TOI total of his career.
- Played in 744th NHL game at MTL (10/17/23) to move past Nick Schultz into third place in games played in franchise history.
- Led team in TOI/game, ranked third in plus/minus rating and blocked shots in 2022-23.
- Recorded career-high six hits at VGK (4/1/23).
- Tallied 200th career NHL point with an assist vs. LA (10/15/22) to become the fourth defenseman and 16th player in Wild history to reach milestone.
- Set career highs in points, PPA (6) and shots on goal in 2021-22 while leading team in TOI/game, SHTOI and blocked shots.
- Ranked T-2nd among Wild defensemen in scoring in 2021-22.
- Tallied goal, four shots and 1,000th career blocked shot at VAN (10/26/21) — second player in franchise history to reach milestone (Spurgeon).
- Set career high in goals and tied career best in GWG in 2020-21.
- Led team in TOI/game and SHTOI/game (2:32), ranked second in blocked shots in 2020-21. Led team defensemen in goals and ranked second in scoring.
- Ranked T-7th among NHL defensemen in goals in 2020-21.
- Recorded consecutive multi-point games for first time in career (2-2=4, 5/1-5/3/21) and second career goal streak.
- Led team in blocked shots and shorthanded points (2), ranked second in plus/minus rating and fourth in assists in 2019-20.
- Notched two assists at TB (12/5/19) including 100th career assist - sixth defenseman in team history to reach milestone.
- Led team in plus/minus rating (T-10th among NHL defensemen) and blocked shots, and ranked fourth in TOI/game in 2017-18.
- Tallied goal at SJ (4/7/18) for 100th career NHL point.
- Ranked third on team in blocked shots and fourth in TOI/game in 2015-16.
- Led team in blocked shots, ranked T-1st in plus/minus rating (T-9th among NHL defensemen) and second in TOI/game (18th in NHL, no one younger had a higher TOI/game) in 2014-15.
- Set career high in PPG in 2013-14. Ranked second on team in blocked shots.
- As the youngest defenseman in the NHL in 2012-13, led rookies in TOI/game - 1:38 more than any other rookie. Total was second-highest by a rookie in franchise history.
- Named to the 2013 NHL All-Rookie Team. Finished fourth in Calder Memorial Trophy voting (first among defensemen).
- Scored first career NHL goal and recorded plus-2 rating vs. COL (3/14/13, Varlamov).
- Tallied an assist and skated 19:05 in NHL debut at DET (1/25/13).

▶ PLAYOFF HIGHLIGHTS

- Ranks T-1st in games played and second in blocked shots in franchise playoff history.
- Ranks third in scoring and assists in franchise playoff history among defensemen.
- Ranked third on team in TOI/G during 2025 First Round series vs. VGK.

- Ranked T-1st among team defensemen in scoring during 2022 playoffs.
- Ranked T-1st on team in assists and points and third in blocked shots during 2021 playoffs.
- Ranked T-1st on team in plus/minus rating, T-2nd among team defensemen in scoring and third in blocked shots during 2016 playoffs.
- Registered first career playoff goal and multi-point game (1-1=2) in Game 6 of 2016 First Round vs. DAL (4/24/16, Lehtonen).
- Ranked second on team in TOI/game and third in blocked shots during 2015 playoffs.
- Tallied assist for first career playoff point in Game 1 of 2014 First Round at COL (4/17/14).
- Made Stanley Cup Playoff debut in 2013 and ranked second on the team in TOI/game and blocked shots. Led NHL rookies and ranked 10th in the NHL in TOI/game.

▶ CAREER TRANSACTIONS

- Selected by Minnesota in the first round (10th overall) of the 2011 NHL Draft.
- Signed through 2027-28. Becomes an unrestricted free agent 2028-29.

▶ PERSONAL

- He enjoys playing pickleball and bass fishing during the off-season.
- He has been collecting his game jerseys since he was 10 years old.
- His favorite athlete is Zlatan Ibrahimovic, while his favorite actor/actress is Leo DiCaprio.
- Wears No. 25 because it "was the best available number" when he entered the Swedish Hockey League.

BRODIN VS. NHL

TEAM	GP	G	A	PTS	+/-	PIM	TEAM	GP	G	A	PTS	+/-	PIM	TEAM	GP	G	A	PTS	+/-	PIM
ANA	37	2	9	11	3	20	EDM	32	1	6	7	7	6	SEA	9	0	0	0	1	6
ARI	39	5	8	13	15	12	FLA	20	2	8	10	1	6	SJ	40	4	7	11	8	4
BOS	15	0	4	4	3	6	LAL	38	3	10	13	4	12	STL	49	5	12	17	8	14
BUF	19	1	4	5	5	10	MTL	18	0	3	3	5	4	TB	19	0	4	4	6	2
CAR	21	1	8	9	14	4	NJ	20	0	6	6	-1	6	TOR	19	0	4	4	1	6
CBJ	21	1	6	7	-2	2	NSH	43	5	4	9	-20	10	UTA	2	0	0	0	0	4
CGY	30	1	4	5	6	12	NYI	18	3	5	8	12	6	VAN	31	3	9	12	4	14
CHI	37	2	4	6	5	12	NYR	19	1	4	5	1	2	VGK	25	3	10	13	6	2
COL	54	3	13	16	-14	20	OTT	21	2	7	9	8	10	WPG	40	3	8	11	-3	14
DAL	39	1	11	12	-3	20	PHI	18	1	7	8	-2	2	WSH	17	1	4	5	3	4
DET	23	1	4	5	19	2	PIT	20	3	9	12	3	8							

BRODIN'S CAREER STATISTICS

SEASON	TEAM	LEAGUE	GP	G	A	PTS	+/-	PIM	PP	SH	GW	S	S%	BS	H	TOI
2012-13	MINNESOTA	NHL	45	2	9	11	3	10	1	0	0	51	3.9	60	17	23:12
	Houston	AHL	9	2	2	4	2	4	0	0	0	13	15.4	—	—	—
2013-14	MINNESOTA	NHL	79	8	11	19	0	22	3	0	0	74	10.8	117	33	23:54
2014-15	MINNESOTA	NHL	71	3	14	17	21	8	0	0	1	95	3.2	128	31	24:10
2015-16	MINNESOTA	NHL	68	2	5	7	-5	18	0	0	0	58	3.4	110	34	20:25
2016-17	MINNESOTA	NHL	68	3	22	25	5	20	2	0	2	85	3.5	89	20	19:34
2017-18	MINNESOTA	NHL	73	6	15	21	23	30	0	0	1	77	7.8	139	34	21:36
2018-19	MINNESOTA	NHL	82	4	14	18	-15	30	0	1	2	111	3.6	135	61	20:33
2019-20	MINNESOTA	NHL	69	2	26	28	15	24	0	0	0	103	1.9	112	41	21:33
2020-21	MINNESOTA	NHL	53	9	14	23	2	18	1	0	2	79	11.4	99	35	22:26
2021-22	MINNESOTA	NHL	73	5	25	30	9	18	1	0	1	126	4.0	126	42	23:26
2022-23	MINNESOTA	NHL	60	3	11	14	13	30	0	0	0	90	3.3	130	50	22:51
2023-24	MINNESOTA	NHL	62	7	20	27	22	16	0	0	1	117	6.0	142	21	23:22
2024-25	MINNESOTA	NHL	50	4	16	20	10	18	0	0	1	71	5.6	104	27	22:56
WILD/NHL TOTALS			853	58	202	260	103	264	8	1	11	1,137	5.1	1,491	446	22:15

BRODIN'S CAREER PLAYOFF STATISTICS

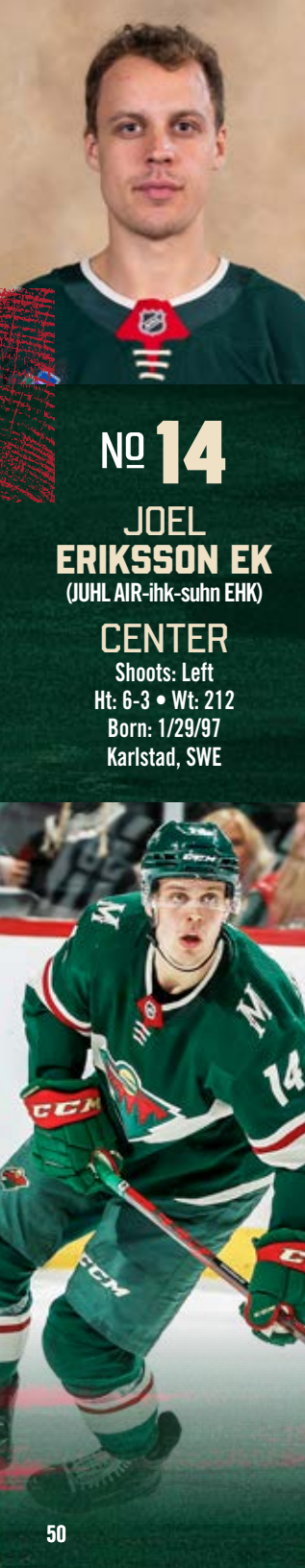
SEASON	TEAM	LEAGUE	GP	G	A	PTS	+/-	PIM	PP	SH	GW	S	S%	BS	H	TOI
2012-13	MINNESOTA	NHL	5	0	0	0	-3	0	0	0	0	3	0.0	13	7	26:23
2013-14	MINNESOTA	NHL	13	0	2	2	3	12	0	0	0	11	0.0	16	9	23:38
2014-15	MINNESOTA	NHL	10	0	0	0	-2	0	0	0	0	3	0.0	17	8	21:53
2015-16	MINNESOTA	NHL	6	1	2	3	3	0	0	0	0	1	100.0	15	2	20:36
2016-17	MINNESOTA	NHL	5	0	1	1	-3	0	0	0	0	5	0.0	7	1	19:00
2017-18	MINNESOTA	NHL	5	0	2	2	-3	2	0	0	0	9	0.0	11	2	24:42
2019-20	MINNESOTA	NHL	4	0	2	2	1	0	0	0	0	8	0.0	3	3	23:48
2020-21	MINNESOTA	NHL	7	0	3	3	0	2	0	0	0	5	0.0	13	13	19:43
2021-22	MINNESOTA	NHL	6	1	2	3	-2	2	0	0	0	11	9.1	8	1	22:55
2022-23	MINNESOTA	NHL	6	0	0	0	1	0	0	0	0	9	0.0	11	9	25:46
2024-25	MINNESOTA	NHL	6	0	1	1	-1	0	0	0	0	4	0.0	11	6	24:47
WILD/NHL TOTALS			73	2	15	17	-6	18	0	0	0	69	2.9	125	61	22:56

BRODIN'S CAREER HIGHLIGHTS

Goals, Game: 1 – 54 times
Assists, Game: 3 – two times
Points, Game: 3 – two times
PIM, Game: 4 – 11 times

+/-, Game: 4 – two times
Shots, Game: 7 – vs. COL, 11/19/16
TOI, Game: 31:54 – at ARI, 12/13/14
Goal Streak: 2g – two times

Assist Streak: 4g – 2/16-2/22/15
Point Streak: 4g – 2/16-2/22/15
Career Hat Tricks: None
Career Shootout: 0-0



No 14
JOEL
ERIKSSON EK
(JUHL AIR-ihk-suhn EHK)
CENTER
Shoots: Left
Ht: 6-3 • Wt: 212
Born: 1/29/97
Karlstad, SWE

► 2024-25 HIGHLIGHTS

- Ranked T-3rd on team in PPG, fourth in hits and fifth in shots.
- Returned from injury to score four goals (4-0=4) vs. SJS (4/9), setting a new career-high and becoming the second player in franchise history with four-plus goals in a game (Gaborik, five goals vs. NYG, 12/20/07).
- Registered his third career hat trick vs. SJS (4/9), tying Zach Parise and Matt Boldy for third-most in franchise history.
- Moved his career goal total to 135 vs. SJS (4/9), overtaking Jason Zucker (132) for fifth-most in franchise history.
- Represented Sweden at 4 Nations tournament and finished with two points (1-1=2) and tied for the tournament lead with a plus-4 rating while averaging 19:44 of TOI across three games
- Scored a PPG at CHI (1/26) to reach 40 for his career, moving into sixth all-time in franchise history.
- Skated 25:43 of TOI at COL (1/20), the second-highest total of his NHL career.
- Recorded an assists and skated career-high 25:57 at CGY (11/23).
- Skated in 500th career game vs. SEA (10/12).

► CAREER

- Represented Sweden at the 2024 IIHF World Championship, recording nine points (7-2=9) in 10 games as the team earned a bronze medal. Ranked T-2nd among tournament skaters in goals.
- Finished second on the team in goals, power-play goals (PPG), plus/minus rating, shots and hits while ranking third in points and game-winning goals (GWG) and fifth in assists in 2023-24.
- Established career highs in points, plus/minus rating, GWG, shots, hits and time on ice per game (TOI/G) in 2023-24.
- Notched the first 30-goal season of his NHL career with a goal vs. SJS (3/28/24), becoming the 11th Wild skater to reach the milestone.
- Tallied a career-high six points (3-3=6) vs. VAN (2/19/24), tying the franchise record. He also tied his career-high single-game assist total and recorded his second career hat trick.
- Notched three straight multi-points games (1/19 - 1/23/24), tying his career-long streak.
- Posted three points (1-2=3) at CAR (1/21/24), including the GWG, and a career-best plus-4 rating.
- Scored 100th career NHL goal at BUF (11/10/23), becoming 11th player in team history to reach 100 goals. Also won 19-of-23 faceoffs taken (82.6%), tying his career best mark for faceoffs won.
- Ranked second on team in PPG and assists, third in scoring, goals and shots, T-3rd in SHG, fourth in PPP (23) and fifth in hits in 2022-23. Led Wild forwards in blocked shots.
- Set career highs in assists, blocked shots and games played. PPG total tied career best.
- Recorded two assists at PHI (3/23/23). First assist was 200th career NHL point.
- Appeared in 400th career NHL game vs. LA (2/21/23).
- Notched 100th career NHL assist vs. VGK (2/9/23).
- Tied franchise record (Staal) with a 10-game road point streak (5-8=13, 12/31/22 - 2/8/23).
- Finished seventh in voting for the 2022 Frank J. Selke Trophy.
- Led team in FOW, ranked T-1st in OT goals (2), second in PPG and SHTOI (165:23), fourth in goals and shots and fifth in scoring in 2021-22.
- Collected assist for 100th career NHL point and four blocked shots at VAN (10/26/21).
- Scored GWG in OT for first career hat trick, won career-high 19 FO (out of 25) and tied career best with seven shots vs. WPG (10/19/21). Became the first player in team history to score game-tying goal in final minute of regulation and OT goal.
- Ranked T-6th in NHL in third period goals (11) and T-7th in even strength goals (19) in 2020-21.
- Led team in FOW, ranked second in hits, third in goals and shots on goal, fourth in plus/minus rating and fifth in scoring in 2020-21.
- Tallied career-high, seven-game point streak (4-3=7, 4/17-4/29/21).
- Notched career-high seven hits at LA (2/16/21).
- Ranked T-2nd on team in GWG, fourth in hits and T-4th in plus/minus rating in 2019-20.
- Recorded first career PPG (GWG) vs. VGK (2/11/20).
- Notched two goals including GWG with 25.8 seconds remaining at DAL (2/7/20) for first career multi-goal game.
- Ranked third on team and fourth among NHL rookies in hits in 2017-18.
- Blocked career-high five shots at MTL (11/9/17).
- Tallied goal, three hits and won 10 faceoffs vs. OTT (3/30/17) after being recalled from Farjestad BK two days earlier.
- Recorded three assists and plus-3 rating at BOS (10/25/16) to become fourth rookie in team history to tally three assists in a game and second rookie forward to register a plus-3 rating.
- Registered goal in NHL debut at NJ (10/22/16, Schneider) to become seventh player in Wild history to score a goal in NHL debut.

► PLAYOFF HIGHLIGHTS

- Ranked third on the team with three assists during the 2025 First Round vs. VGK.
- Ranked second on team in goals and T-2nd in scoring in 2022 playoffs.
- Tallied consecutive multi-point efforts and first career playoff goal streak in Games 2 and 3 of 2022 First Round series vs. STL.
- Recorded playoff career bests with two goals and three points in Game 2 of 2022 First Round vs. STL 5/4/22). Ranked T-1st on team in goals and points, second in shots on goal and third in hits during 2021 playoffs.
- Tallied first career playoff overtime goal in 1-0 win in Game 1 of 2021 First Round at VGK (5/16/21).
- Recorded first career playoff goal in Game 4 of Qualifying Round vs. VAN (8/7/20, Markstrom).
- Notched an assist in Game 3 of 2018 First Round vs. WPG (4/15/18) for first career playoff point.
- Made Stanley Cup Playoff debut in Game 1 of 2018 First Round vs. STL (4/12/17).

► CAREER TRANSACTIONS

- Selected by Minnesota in the first round (20th overall) of the 2015 NHL Draft.
- Signed through 2028-29. Becomes an unrestricted free agent 2029-30.

► PERSONAL

- When he's not at the rink he enjoys playing padel.
- Considers "Levels" by Avicii the best song of all time.
- His younger brother, Olle, is a goaltender for IF Björklöven in the HockeyAllsvenskan league.

ERIKSSON EK VS. NHL																				
TEAM	GP	G	A	PTS	+/-	PIM	TEAM	GP	G	A	PTS	+/-	PIM	TEAM	GP	G	A	PTS	+/-	PIM
ANA	25	6	7	13	1	12	EDM	19	8	7	15	5	8	SEA	10	3	4	7	3	8
ARI	27	6	11	17	9	6	FLA	13	4	9	13	-1	2	SJ	29	10	7	17	9	8
BOS	13	1	7	8	0	4	LA	24	10	3	13	3	14	STL	26	6	6	12	7	16
BUF	11	5	4	9	1	2	MTL	12	4	2	6	7	20	TB	13	8	2	10	6	8
CAR	13	2	4	6	1	6	NJ	12	5	2	7	4	6	TOR	13	0	6	6	0	2
CBJ	14	2	5	7	1	4	NSH	23	4	8	12	-6	10	UTA	1	0	0	0	-1	0
CGY	21	4	4	8	4	6	NYI	11	5	5	10	2	2	VAN	20	4	4	8	7	6
CHI	21	2	6	8	5	8	NYR	11	2	3	5	1	4	VGK	24	7	8	15	4	22
COL	33	4	7	11	-12	22	OTT	14	1	5	6	2	2	WPG	21	6	5	11	5	12
DAL	21	4	2	6	-9	6	PHI	13	2	7	9	1	4	WSH	10	4	4	8	3	2
DET	13	4	7	11	4	4	PIT	13	3	2	5	0	6							

ERIKSSON EK'S CAREER STATISTICS																	
SEASON	TEAM	LEAGUE	GP	G	A	PTS	+/-	PIM	PP	SH	GW	S	S%	BS	H	TOI	FO%
2014-15	Farjestad BK	Sweden	34	4	2	6	0	4	1	-	0	41	9.8	7	12	8:54	—
2015-16	Farjestad BK	Sweden	41	9	6	15	7	18	1	-	4	77	11.7	10	51	12:43	—
2016-17	MINNESOTA	NHL	15	3	4	7	1	4	0	0	1	15	20.0	8	23	10:36	41.3
	Iowa	AHL	1	1	0	1	-1	0	1	0	0	2	50.0	—	—	—	—
2017-18	Farjestad BK	Sweden	26	8	8	16	4	12	5	-	0	74	10.8	15	42	17:46	—
	MINNESOTA	NHL	75	6	10	16	2	22	0	0	0	124	4.8	46	134	12:46	42.6
2018-19	Iowa	AHL	8	3	5	8	-1	8	0	0	1	20	15.0	—	—	—	—
	MINNESOTA	NHL	58	7	7	14	-7	20	0	0	2	111	6.3	24	117	13:30	45.7
2019-20	Iowa	AHL	9	4	5	9	-3	8	2	0	2	31	12.9	—	—	—	—
	MINNESOTA	NHL	62	8	21	29	7	22	1	0	4	102	7.8	43	93	15:43	46.2
2020-21	MINNESOTA	NHL	56	19	11	30	16	20	0	0	2	119	16.0	37	105	17:03	47.1
2021-22	MINNESOTA	NHL	77	26	23	49	16	28	12	0	3	223	11.7	44	138	18:35	47.6
2022-23	MINNESOTA	NHL	78	23	38	61	4	44	12	2	1	247	9.3	55	119	18:59	49.4
2023-24	MINNESOTA	NHL	77	30	34	64	18	60	12	1	5	267	11.2	55	169	20:31	49.7
2024-25	MINNESOTA	NHL	46	14	15	29	9	22	5	0	1	140	10.0	36	82	19:45	47.1
WILD/NHL TOTALS			544	136	163	299	66	242	42	3	19	1,348	10.1	348	979	16:58	47.6

ERIKSSON EK'S CAREER PLAYOFF STATISTICS																	
SEASON	TEAM	LEAGUE	GP	G	A	PTS	+/-	PIM	PP	SH	GW	S	S%	BS	H	TOI	FO%
2016-17	MINNESOTA	NHL	3	0	0	0	0	0	0	0	0	5	0.0	0	4	7:35	46.2
2017-18	MINNESOTA	NHL	5	0	1	1	0	0	0	0	0	10	0.0	2	5	12:47	0.0
2019-20	MINNESOTA	NHL	4	1	0	1	1	2	0	0	0	8	12.5	2	8	14:24	41.7
2020-21	MINNESOTA	NHL	7	2	1	3	0	2	0	0	1	21	9.5	6	32	17:50	44.5
2021-22	MINNESOTA	NHL	6	3	2	5	1	8	0	0	0	20	15.0	2	16	18:10	47.5
2022-23	MINNESOTA	NHL	1	0	0	0	0	0	0	0	0	0	-	1	0	00:19	0.0
2024-25	MINNESOTA	NHL	6	0	3	3	0	4	0	0	0	19	0.0	10	8	21:59	53.6
WILD/NHL TOTALS			32	6	7	13	2	16	0	0	1	83	7.2	23	73	15:56	47.3
ERIKSSON EK'S CAREER HIGHLIGHTS																	

Goals, Game: 3 – two times
Assists, Game: 3 – two times
Points, Game: 6 – vs. VAN, 2/19/24
PIM, Game: 16 – at MTL, 10/17/23
+/-, Game: 4 – at CAR, 1/21/24
Shots, Game: 8 – four times
TOI, Game: 25:30 – at CBJ, 1/6/24
Goal Streak: 4g – 2/12 - 2/19/24
Assist Streak: 5g – 11/23 - 12/3/22
Point Streak: 8g – 2/9 - 2/24/24
Career Hat Tricks: two
Career Shootout: 1-5



JOEL ERIKSSON EK



NO 7

BROCK
FABER

DEFENSEMAN

Shoots: Right
Ht: 6-1 • Wt: 214
Born: 8/22/02
Maple Grove, MN, USA

► 2024-25 HIGHLIGHTS

- Ranked fourth in NHL in TOI/G. Led Wild defensemen with a career-high 10 goals and ranked second in scoring.
- Tallied a career-high nine shots vs. ANA (4/15), tying the single-game franchise record by a defenseman.
- Logged a career-high 33:28 of TOI at VAN (4/12), the second-highest total in the NHL in 2024-25, and scored a goal.
- Owens a 25:11 TOI/G average in 162 career games, the second-highest average by an NHL player prior to turning 23 (min. 100 games played) since 2000-01 (Derek Morris, 25:12 in 112 games).
- With an assist at COL (2/28), became the fastest defenseman in Wild history to reach 70 career points (14-56=70), doing so in the 140th game of his career.
- Skated 30:33 at CAR (1/4), his second consecutive game with 30-plus minutes of TOI and sixth-highest total of his career.
- Notched his first career OT goal and second career GWG (last 10/12/23 vs. FLA) at DAL (12/27). Per NHL Stats, Faber (0:35) scored the third-fastest overtime goal by a Wild defenseman, following Jonas Brodin (0:18 on Jan. 31, 2021) and Mathew Dumba (0:22 on March 17, 2015).
- Tied his career high with plus-3 ratings vs. VAN (12/3) and at ANA (12/6), becoming the seventh player in franchise history to notch a plus-three rating in consecutive games.
- Reached 50 career points (8-42=50) in his 89th career game at CBJ (10/19), becoming the second-fastest Wild defenseman to reach 50 points with the franchise (Ryan Suter, 83 games).

► CAREER

- Led NHL rookies in TOI/game (sixth in NHL) and blocked shots, ranked T-1st in assists, T-2nd in scoring and third with 13 PPA in 2023-24.
- Registered third highest TOI/game by a NHL rookie since 2000-01.
- Set rookie franchise records for most assists, blocked shots and TOI in a season by a rookie. Point total was also the most all-time by a Wild rookie defenseman and the second-highest total by a rookie in franchise history (Kaprizov, 51).
- Finished second in voting for Calder Memorial Trophy.
- Registered 2,047:53 in TOI, the most by an NHL rookie since the 2000-01 season and fifth-highest total among all NHL players in 2023-24.
- Named to the 2023-24 NHL All-Rookie Team.
- Led team in TOI/game, ranked second in blocked shots, third in assists and fifth in scoring in 2023-24.
- One of two Wild players (Rossi) to appear in all 82 games in 2023-24 season.
- Finished 2023-24 season on a four-game point streak (1-3=4, 4/12-4/18).
- Tied career highs with five shots on goal and six blocked shots at ARI (2/14/24).
- Named January Rookie of the Month after posting 13 points (2-11=13) in 14 games to become first player in team history to win award.
- Tallied a six-game point streak (2-7=9, 1/15-1/25/24), the longest point streak by a rookie defenseman in franchise history.
- Tallied three points (1-2=3) at FLA (1/19/24).
- Recorded career-best three assists at CBJ (1/6/24).
- Tallied two points (1-1=2) including first career PPG and skated career-high 33:25 vs. MTL (12/21/23). TOI was the most in a NHL game in 2023-24.
- Tallied first career NHL assist at TOR (10/14/23).
- Recorded first career NHL goal (GWG) and led team in TOI (21:33) vs. FLA (10/12/23, Bobrovsky). Became 14th player in team history to record GWG on first NHL goal.
- Made NHL debut at CHI (4/10/23) and led team with six blocked shots and 21:49 in TOI.
- Signed entry-level contract with Minnesota on April 9, 2023, one day after the Gophers suffered a 3-2 OTL to Quinnipiac in the NCAA national championship game.
- Totaled 53 points (7-46=53), 38 PIM, a plus-54 rating and 130 blocked shots in 97 career games in three seasons with the University of Minnesota (2020-23).
- Served as team captain his junior season at the University of Minnesota (2022-23).
- Named a 2022-23 AHCA/CCM Hockey All-America West First Team honoree, a two-time Big Ten Defensive Player of the Year recipient (2021-22, 22-23), a two-time First Team All-Big Ten selection (2021-22, 22-23) and a two-time Academic All-Big Ten selection (2021-22, 22-23).

- Helped Golden Gophers win two Big Ten Regular-Season Championships (2021-22, 22-23) and earn three berths in the NCAA tournament, including consecutive NCAA National Frozen Four appearances in 2021-22 and 2022-23.
- Represented United States at the 2022 Winter Olympics and tallied one assist in four games.
- Served as captain for Team USA at the 2022 IIHF World Junior Championship and recorded two points (1-1=2) and a plus-10 rating in five games.
- Tallied five assists in seven games to help Team USA win the gold medal at the 2021 IIHF World Junior Championship.

► PLAYOFF HIGHLIGHTS

- Led the Wild in TOI/G average during the 2025 First Round vs. VGK and ranked T-4th on the team with a plus-2 rating.
- Skated in all six games in 2023 Stanley Cup Playoffs and ranked T-2nd on team with a plus-three rating.

► CAREER TRANSACTIONS

- Acquired by Minnesota from the Los Angeles Kings along with a first-round selection in the 2022 NHL Draft (Liam Ohgren) in exchange for Kevin Fiala, June 29, 2022; Selected by Los Angeles in the second round (45th overall) of the 2020 NHL Draft.
- Signed through 2032-33. Becomes an unrestricted free agent 2033-34.

► PERSONAL

- Highly involved in diversified and special hockey causes. His sister, Paige, plays for Minnesota Special Hockey.
- Favorite TV show is Peaky Blinders, while his favorite movie is Shutter Island.
- Enjoys playing golf, pickleball and going fishing in his free time.

FABER VS. NHL

TEAM	GP	G	A	PTS	+/-	PIM	TEAM	GP	G	A	PTS	+/-	PIM	TEAM	GP	G	A	PTS	+/-	PIM
ANA	6	0	3	3	6	2	EDM	5	0	3	3	5	0	SEA	6	1	2	3	2	2
ARI	4	1	2	3	4	0	FLA	4	2	2	4	-1	4	SJ	5	1	2	3	3	2
BOS	4	0	1	1	0	0	LA	6	0	1	1	-7	0	STL	8	1	3	4	3	4
BUF	4	0	0	0	-2	2	MTL	4	1	1	2	0	0	TB	4	1	1	2	1	4
CAR	4	0	2	2	2	4	NJ	4	0	1	1	-1	0	TOR	4	0	2	2	5	0
CBJ	4	0	4	4	0	0	NSH	8	0	2	2	-2	6	UTA	4	0	0	0	-1	0
CGY	6	1	0	1	-5	2	NYI	4	0	3	3	2	2	VAN	6	2	2	4	3	0
CHI	8	1	4	5	3	0	NYR	4	1	3	4	1	0	VGK	5	0	5	5	-4	0
COL	7	2	1	3	-5	4	OTT	4	0	1	1	-1	0	WPG	7	0	2	2	-4	0
DAL	7	1	1	2	-7	6	PHI	4	1	1	2	0	0	WSH	4	1	0	1	1	0
DET	4	0	0	0	-2	0	PIT	4	0	3	3	0	5							

FABER'S PROFESSIONAL CAREER

SEASON	TEAM	LEAGUE	GP	G	A	PTS	+/-	PIM	PP	SH	GW	S	S%	BS	H	TOI
2018-19	U.S. Nat. U-18	USHL	35	3	7	10	-11	8								
	U.S. Nat. U-18	USHL	1	0	0	0		2								
2019-20	U.S. Nat. U-18	USHL	19	1	8	9	10	8								
2020-21	U. Minnesota	Big-10	27	1	11	12	17	14								
2021-22	U. Minnesota	Big-10	32	2	12	14	8	12								
2022-23	U. Minnesota	Big-10	38	4	23	27	29	12								
	MINNESOTA	NHL	2	0	0	0	2	0	0	0	0	1	0.0	9	0	20:04
2023-24	MINNESOTA	NHL	82	8	39	47	-1	26	3	0	1	136	5.9	150	65	24:58
2024-25	MINNESOTA	NHL	78	10	19	29	-2	23	2	0	1	124	8.1	115	36	25:32
WILD/NHL TOTALS			162	18	58	76	-1	49	5	0	2	261	6.9	274	101	25:10

FABER'S PROFESSIONAL PLAYOFF CAREER

SEASON	TEAM	LEAGUE	GP	G	A	PTS	+/-	PIM	PP	SH	GW	S	S%	BS	H	TOI
2018-19	U.S. Nat. U-18	USHL	2	0	0	0	-2	0	-	-	-	-	-	-	-	-
2022-23	MINNESOTA	NHL	6	0	0	0	3	0	0	0	0	2	0.0	8	6	14:33
2024-25	MINNESOTA	NHL	6	0	0	0	2	2	0	0	0	4	0.0	12	4	27:04
WILD/NHL TOTALS			12	0	0	0	5	2	0	0	0	6	0.0	20	10	20:48

FABER'S CAREER HIGHLIGHTS

Goals, Game: 1 – eight times
Assists, Game: 3 – at CBJ, 1/6/24
Points, Game: 3 – two times
PIM, Game: 4 – at TB, 1/18/24

+/-, Game: 3 – two times
Shots, Game: 5 – two times
TOI, Game: 33:25 – vs. MTL, 12/21/23
Goal Streak: 2g – 3/7-3/8/24

Assist Streak: 4g – 1/15-1/21/24
Point Streak: 6g – 1/15-1/25/24
Career Hat Tricks: None
Career Shootout: 0-2



BROCK
FABER



No. 17
MARCUS FOLIGNO
(foh-LEE-noh)
LEFT WING
Shoots: Left
Ht: 6-3 • Wt: 230
Born: 8/10/91
Buffalo, NY, USA

▶ 2024-25 HIGHLIGHTS

- Led team in hits (ninth in NHL) and ranked T-1st in PIM.
- Had two points (1-1=2) and fourth career Gordie Howe Hat Trick vs. NJD (3/29).
- Had a point (3-2=5) in four consecutive games, tied for season-high point-streak (1/25-1/30).
- Scored a goal and tallied six hits in his 500th career game with Minnesota vs. CGY (1/25).
- Passed Cal Clutterbuck for most hits in team history (1,458) at DAL (12/27).
- Tallied 300th career point with multi-point game (1-1=2) at EDM (11/21).
- Skated in 800th career game vs. SEA (10/12) and recorded seven hits.

▶ CAREER HIGHLIGHTS

- Ranks sixth in the NHL in hits since the start of the 2011-12 season.
- Led the Wild in hits in 2023-24 despite being limited to 55 games due to injury.
- Led team in hits (14th in NHL) and PIM (13th in NHL) in 2022-23.
- Skated in 700th career NHL game at VAN (12/10/22).
- Tied career high with two goals vs. WPG (11/23/22).
- Registered 2,000th career NHL hit vs. TOR (11/25/22).
- Finished ninth in voting for the 2022 Frank J. Selke Trophy.
- Led NHL in shooting percentage, ranked eighth in PIM and 13th in hits in 2021-22.
- Set career highs in points, goals, assists, PPG, PPP, PIM, TOI/game, shots and plus/minus rating during 2021-22 season. Ranked second on Wild in hits, third in PIM and T-4th in PPG.
- Tallied first career overtime goal in 4-3 win vs. CHI (1/22/22).
- Recorded 100th career NHL goal vs. WSH (1/8/22).
- Scored GWG with 7.2 seconds remaining at ANA (10/15/21) to become third player in NHL history to score go-ahead goal in final 10 seconds of regulation in season opener: Steve Yzerman (2003-04) and Dustin Penner (2008-09).
- Named alternate captain prior to the start of the 2021-22 season.
- Led team in hits, ranked T-2nd in PIM, third in plus/minus rating and T-4th in goals in 2020-21.
- Collected assist for 200th career NHL point and season-high seven hits vs. SJ (4/17/21).
- Led team in hits and ranked third in plus/minus rating in 2019-20.
- Tallied consecutive multi-point games for first time in career (3-1=4, 1/4-1/5/20).
- Recorded 100th career NHL assist vs. ANA (12/10/19).
- Registered a career-high 10 hits at ARI (3/31/19).
- Led Minnesota in hits and PIM in 2017-18.
- Registered career-high six shots (all in first period) and tied career best with two assists vs. WPG (1/13/18).
- Set career highs in hits and blocked shots in 2016-17. Hit total ranked fifth in the NHL.
- Tallied career-high three points (2-1=3) including a penalty shot goal vs. MTL (2/12/16).
- Ranked second on team in hits during 2014-15 season.
- Collected a career-best, three-game goal streak (12/11-12/15/15).
- Ranked fourth among NHL rookies in hits, sixth in PIM and T-8th in assists during 2012-13 season.
- Named NHL Rookie of the Month for March of 2012 after scoring 11 points (6-5=11) in 11 games.
- Tallied five goals and seven points during first six NHL games, including a career-best, five-game point streak (5-2=7, 3/10-3/19/12). Became third active player with five or more goals in his first six NHL games, joining Evgeni Malkin (7) and Teemu Selanne (5).
- Established career highs with two goals and a plus-3 rating in his fourth career NHL contest vs. COL (3/14/12).
- Scored first career NHL goal at OTT (3/10/12, Bishop).
- Made NHL debut at OTT (12/20/11).
- Named Rochester Americans Rookie of the Year in 2011-12. Led team and ranked fourth among AHL rookies with a plus-19 rating. Also led team in GWG.
- Won a silver medal playing for Canada at the 2011 IIHF World Junior Championship recording four points (2-2=4) in seven games.

▶ PLAYOFF HIGHLIGHTS

- Is the Wild's all-time leader in postseason hits.
- Recorded a three-game goal streak (3-0=3) during the 2025 First Round vs. VGK, tied for the longest of his career (regular season or postseason) and led Minnesota forwards with a plus-4 rating.
- Led team in hits 2022, 2023 and 2025 playoffs.
- Led team in hits and ranked first in the NHL in hits/game (7.43) during 2021 playoffs.
- Recorded 10 hits in Games 1, 5 and 7 of 2021 First Round vs. Vegas.
- Led team in hits and led NHL in hits/game (5.75) among players that played in more than one playoff game in 2020.
- Led team in PIM and hits during 2018 playoffs.
- Tallied first career playoff point with a goal in Game 3 of 2018 First Round vs. WPG (4/15/18, Hellebuyck).
- Made Stanley Cup Playoff debut in Game 1 of 2018 First Round at WPG (4/11/18).

▶ CAREER TRANSACTIONS

- Acquired by Minnesota with Tyler Ennis and a third-round selection (Jack McBain) in the 2018 NHL Draft from Buffalo in exchange for Jason Pominville, Marco Scandella and a fourth-round selection (Linus Cronholm) in the 2018 NHL Draft, June 30, 2017; Selected by Buffalo in the fourth round (104th overall) of the 2009 NHL Draft.
- Signed through 2027-28. Becomes an unrestricted free agent 2028-29.

▶ PERSONAL

- Lists Friends as his favorite television show and his favorite video game is Tiger Woods PGA Tour.
- Enjoys fishing and playing golf in the offseason.
- He and his wife, Nataschia, have three daughters: Olivia, Camila and Julia. His brother, Nick, is a forward for the Chicago Blackhawks, while his father, Mike, owned a 15-year NHL player career and has worked as an assistant coach for multiple NHL teams.
- The Foligno family started the Janis Foligno Foundation in 2010 after Marcus' mom passed away from breast cancer in 2009.

FOLIGNO VS. NHL

TEAM	GP	G	A	PTS	+/-	PIM	TEAM	GP	G	A	PTS	+/-	PIM	TEAM	GP	G	A	PTS	+/-	PIM
ANA	31	3	8	11	0	30	EDM	26	5	3	8	-2	10	PIT	28	1	6	7	-5	10
ARI	29	10	8	18	15	42	FLA	31	5	6	11	7	54	SEA	7	0	2	2	0	8
BOS	32	3	8	11	-2	34	LA	32	5	6	11	7	37	SJ	31	2	9	11	5	20
BUF	10	1	2	3	1	12	MIN	7	1	1	2	3	2	STL	36	6	5	11	-1	26
CAR	25	3	6	9	9	10	MTL	34	7	9	16	3	42	TB	31	8	5	13	3	35
CBJ	24	1	6	7	-4	16	NJ	23	3	6	9	-2	21	TOR	36	5	10	15	0	38
CGY	27	10	2	12	-2	27	NSH	31	0	8	8	0	64	UTA	4	0	0	0	-1	4
CHI	29	8	4	12	7	46	NYI	26	5	4	9	6	13	VAN	25	3	4	7	0	23
COL	34	6	4	10	-2	14	NYR	28	4	11	15	5	29	VGK	22	5	5	10	2	30
DAL	32	2	4	6	-6	9	OTT	32	5	4	9	-3	38	WPG	35	11	10	21	2	45
DET	23	2	3	5	-1	15	PHI	27	6	6	12	-5	43	WSH	27	4	8	12	8	36

FOLIGNO'S CAREER STATISTICS

SEASON	TEAM	LEAGUE	GP	G	A	PTS	+/-	PIM	PP	SH	GW	S	S%	BS	H	TOI	FO%
2008-09	Sudbury	OHL	65	12	18	30	-21	96	5	0	1	—	—	—	—	—	—
2009-10	Sudbury	OHL	67	14	25	39	-3	156	3	1	1	—	—	—	—	—	—
2010-11	Sudbury	OHL	47	23	36	59	5	92	11	5	3	—	—	—	—	—	—
2011-12	BUFFALO	NHL	14	6	7	13	6	9	2	0	1	23	26.1	11	44	15:49	0.0
	Rochester	AHL	60	16	23	39	19	78	2	0	5	110	14.5	—	—	—	—
2012-13	BUFFALO	NHL	47	5	13	18	-4	41	1	0	0	55	9.1	16	108	13:38	60.0
	Rochester	AHL	33	10	17	27	7	38	3	6	3	77	13.0	—	—	—	—
2013-14	BUFFALO	NHL	74	7	12	19	-17	82	0	1	3	79	8.9	43	206	15:04	48.5
2014-15	BUFFALO	NHL	57	8	12	20	-5	50	0	0	0	66	12.1	48	193	16:14	43.2
2015-16	BUFFALO	NHL	75	10	13	23	4	79	0	2	2	81	12.3	44	193	13:11	25.0
2016-17	BUFFALO	NHL	80	13	10	23	-1	73	0	1	0	97	13.4	57	279	15:28	20.0
2017-18	MINNESOTA	NHL	77	8	15	23	2	72	1	0	2	79	10.1	44	185	10:51	47.4
2018-19	MINNESOTA	NHL	82	7	12	19	-1	55	0	0	0	91	7.7	43	206	11:58	46.4
2019-20	MINNESOTA	NHL	59	11	14	25	8	30	0	0	0	86	12.8	36	184	14:35	37.5
2020-21	MINNESOTA	NHL	39	11	15	26	19	49	0	1	2	40	27.5	17	109	14:58	18.2
2021-22	MINNESOTA	NHL	74	23	19	42	25	112	5	0	3	98	23.5	42	238	16:25	60.0
2022-23	MINNESOTA	NHL	65	7	14	21	-6	97	0	0	0	83	8.4	40	237	14:59	50.0
2023-24	MINNESOTA	NHL	55	10	12	22	10	59	0	0	3	56	17.9	40	179	14:28	38.9
2024-25	MINNESOTA	NHL	77	14	15	29	7	75	0	0	1	91	15.4	49	253	14:28	36.8
WILD TOTALS			528	91	116	207	64	549	6	1	11	624	14.6	311	1,591	13:56	43.1
NHL TOTALS			875	140	183	323	47	883	9	5	17	1,025	13.7	530	2,614	14:16	47.0

FOLIGNO'S CAREER PLAYOFF STATISTICS

SEASON	TEAM	LEAGUE	GP	G	A	PTS	+/-	PIM	PP	SH	GW	S	S%	BS	H	TOI	FO%
2008-09	Sudbury	OHL	6	1	2	3	1	9	0	0	0	—	—	—	—	—	—
2009-10	Sudbury	OHL	4	1	1	2	0	6	0	0	0	—	—	—	—	—	—
2010-11	Sudbury	OHL	8	2	1	3	-10	24	2	0	0	—	—	—	—	—	—
2011-12	Rochester	AHL	3	2	1	3	-1	4	1	0	0	4	50.0	—	—	—	—
2017-18	MINNESOTA	NHL	5	1	0	1	-2	16	0	0	0	4	25.0	5	16	10:44	0.0
2019-20	MINNESOTA	NHL	4	0	1	1	-2	5	0	0	0	4	0.0	5	23	13:37	0.0
2020-21	MINNESOTA	NHL	7	0	2	2	0	0	0	0	0	9	0.0	5	52	15:41	—
2021-22	MINNESOTA	NHL	6	0	2	2	1	14	0	0	0	4	0.0	2	25	16:16	0.0
2022-23	MINNESOTA	NHL	6	1	0	1	-1	35	1	0	0	6	16.7	6	27	13:53	50.0
2024-25	MINNESOTA	NHL	6	3	1	4	4	6	0	1	0	10	30.0	3	42	16:04	20.0
WILD/NHL TOTALS			34	5	6	11	0	76	1	1	0	37	13.5	26	185	14:33	16.7

FOLIGNO'S CAREER HIGHLIGHTS

Goals, Game: 2 – 11 times
Assists, Game: 2 – 12 times
Points, Game: 3 – six times
PIM, Game: 19 – vs. ARI, 11/27/22

+/-, Game: 3 – seven times
Shots, Game: 6 – vs. WPG, 1/13/18
TOI, Game: 22:13 – at BOS, 4/12/14
Goal Streak: 3g – three times

Assist Streak: 3g – two times
Point Streak: 5g – 3/10-3/19/12
Career Hat Tricks: None
Career Shootout: 0-4



MARCUS FOLIGNO



No 32
FILIP GUSTAVSSON
(Fihl-ihp GUHS-tahr-suhn)
GOALTENDER
Catches: Left
Ht: 6-3 • Wt: 201
Born: 6/7/98
Skelleftea, SWE

► **2024-25 HIGHLIGHTS**

- Went 31-19-6 and ranked T-3rd in the NHL in shutouts, fifth in SV% and T-6th in wins.
- Tallied two powerplay points (1-1=2).
- Named NHL's First Star of the Week (3/24), went 3-0-0 with a 0.67 GAA, a .967 SV% and one shutout.
- Became fifth goaltender in franchise history to reach 30 wins in a season vs. DAL (4/6).
- Posted a 161:49 shutout streak from 3/17 - 3/22, the longest home shutout streak in franchise history and the sixth-longest shutout streak in the NHL this season and in franchise history.
- Recorded fifth shutout of season vs. SEA (3/19), T-2nd most in single-season by Wild goalie.
- With a win vs. CAR (2/7), reached 63 wins in his Wild career and moved past Dwayne Roloson into fourth on the Wild's all-time goaltender wins list.
- Saved 26-of-32 shots faced across parts of two games in the 2025 NHL 4 Nations Face-Off tournament, earning a 0-0-1 record.
- Earned the NHL's Third Star of the Week for the period ending 10/20 after going 2-0-0, stopping 50 of 52 shots faced in two starts for a 1.00 GAA and a .962 SV%.
- Scored first career goal (PPG) at STL (10/15), first goalie goal in franchise history.

► **CAREER**

- Owns 11 career shutouts in a Wild uniform, fifth-most in franchise history.
- Recorded 6-1-0 record with a 2.13 GAA and a .903 SV% while helping Sweden to a bronze-medal finish at the 2024 IIHF World Championship. Ranked third among tournament netminders in GAA.
- Played his 100th career NHL game at EDM (2/23/24), stopping 41 of 43 shots faced in a 4-2 win.
- Set a career high with 49 saves at CBJ (10/21/23).
- Stopped all 41 shots faced in a 2-0 win vs. FLA (10/12/23), becoming the fourth goalie in Wild history to record a shutout in the season-opening game. The save total was the third-highest in a shutout in franchise history.
- Set career highs in wins and shutouts during the 2022-23 season, ranking second in NHL in GAA and SV%. Allowed two goals or less in 25 of 37 starts.
- Went 21-5-6 with a 1.91 GAA, a .936 SV% and three shutouts in last 33 games (32 starts) of 2022-23 season, since 11/19/22.
- Named NHL's Third Star of Week (3/27/23).
- Went 6-0-4 with a 1.53 GAA, a .946 SV% and two shutouts in career-best 10 game point streak (2/11-3/12/23).
- Notched career best 177:13 shutout streak (2/28-3/12/23) - third best in team history and the longest streak in NHL.
- Recorded career-best, six-game win streak with a 1.48 GAA and .945 SV% (11/19-12/18/22).
- Stopped all 35 shots faced in 3-0 win at VAN (12/10/22) - first career NHL shutout.
- Tallied first career assist in relief vs. LA (10/15/22) - becoming the first goalie in team history to tally assist in debut and 12th overall Wild goalie to record assist.
- Played for three teams during 2020-21 season.
- Ranked second among NHL rookie goaltenders in SV% and third in GAA (minimum nine games played) in 2020-21.
- Went 5-1-1 with a 2.13 GAA and a .936 SV% in seven NHL starts in 2020-21.
- Stopped 35-of-36 shots faced to earn a 2-1 win in first career NHL start vs. CGY (3/22/21).
- Made NHL debut in relief effort and stopped all eight shots faced in regulation and 3-of-4 shootout attempts in a 3-2 SOL vs. VAN (3/17/21).

► **PLAYOFF HIGHLIGHTS**

- Started all six games during 2025 First Round vs VGK.
- Made his Stanley Cup Playoff debut 4/17/23, setting the single-game franchise post-season record in saves (51) and minutes played (92:20) in a 2-1 double-OT win at DAL in Game 1.
- Earned win in his second career playoff start vs. DAL in Game 3 (4/21/23) of First Round.

► **CAREER TRANSACTIONS**

- Acquired by Minnesota from Ottawa in exchange for Cam Talbot, July 12, 2022; Acquired by Ottawa with Ian Cole and a first-round selection (K'Andre Miller) in the 2018 NHL Draft from Pittsburgh (as part of a three-way trade that also included Vegas) in exchange for Derick Brassard, Vincent Dunn and a third-round draft selection in the 2018 NHL Draft, February 23, 2018; Selected by Pittsburgh in the second round (55th overall) of the 2016 NHL Draft.
- Signed through 2030-31. Becomes an unrestricted free agent 2031-32.

► **PERSONAL**

- His favorite hockey memory is his first win in the NHL against Calgary.
- Enjoys PC Gaming and considers League of Legends and Legal Vengeance his favorite games.
- Is a fan of Formula 1 racing, with Louis Hamilton as his favorite driver.
- Would drive a front-loader or excavator if he didn't have a career in hockey.

GUSTAVSSON VS. NHL											
TEAM	GP	W-L-OT	GAA	SHO	SV%	TEAM	GP	W-L-OT	GAA	SHO	SV%
ANA	7	5-1-0	1.85	1	.936	EDM	4	2-2-0	4.41	0	.880
ARI	3	0-2-1	5.60	0	.745	FLA	6	3-2-1	2.34	1	.928
BOS	2	1-1-0	2.03	1	.938	LA	8	3-4-0	2.25	0	.926
BUF	4	2-1-1	1.75	1	.938	MIN	1	0-0-1	4.87	0	.884
CAR	5	4-1-0	1.40	1	.953	MTL	5	2-2-1	2.93	1	.899
CBJ	4	3-0-1	2.18	0	.938	NJ	5	2-2-1	2.87	0	.915
CGY	9	5-1-2	1.77	2	.943	NSH	7	4-2-1	3.13	0	.899
CHI	6	5-0-1	1.83	0	.931	NYI	5	3-2-0	2.60	0	.913
COL	10	2-7-1	3.81	0	.887	NYR	4	0-1-2	4.15	0	.879
DAL	8	5-3-0	1.87	0	.943	OTT	4	1-2-1	2.71	0	.925
DET	5	2-3-0	2.45	0	.889	PHI	2	0-2-0	6.09	0	.789
PIT	4	1-3-0	4.04	0	.873	SEA	3	3-0-0	1.00	2	.968
SEA	3	3-0-0	1.00	2	.968	SJ	4	2-1-1	2.47	0	.903
SJ	4	2-1-1	2.47	0	.903	STL	7	4-2-0	2.69	0	.908
STL	7	4-2-0	2.69	0	.908	TB	3	2-1-0	3.71	0	.893
TB	3	2-1-0	3.71	0	.893	TOR	5	3-1-1	2.78	0	.907
TOR	5	3-1-1	2.78	0	.907	UTA	2	1-1-0	3.88	0	.852
UTA	2	1-1-0	3.88	0	.852	VAN	10	5-3-1	2.49	1	.908
VAN	10	5-3-1	2.49	1	.908	VGK	6	1-3-1	2.76	0	.911
VGK	6	1-3-1	2.76	0	.911	WPG	7	4-2-1	1.95	0	.937
WPG	7	4-2-1	1.95	0	.937	WSH	4	3-1-0	2.72	0	.912
WSH	4	3-1-0	2.72	0	.912						

GUSTAVSSON'S CAREER STATISTICS													
SEASON	TEAM	LEAGUE	GP	W	L	OT	GA	GAA	SV	SV%	SO	MIN	
2015-16	Lulea HF	SWE-Jr.	20	8	11	0	62	3.22	519	0.893	0	1154	
	Lulea HF	SWE	6	4	2	0	13	2.17	132	0.910	0	359	
2016-17	Lulea HF	SWE-Jr.	6	3	3	0	13	2.09	168	0.928	0	373	
	Lulea HF	SWE	15	4	10	0	38	2.70	393	0.911	0	845	
2017-18	Lulea HF	SWE-Jr.	7	5	2	0	12	1.71	148	0.925	0	422	
	Lulea HF	SWE	22	9	11	0	41	2.07	460	0.918	3	1190	
2017-18	Belleville	AHL	7	2	4	0	19	3.01	197	0.912	0	379	
2018-19	Brampton	ECHL	2	0	2	0	9	5.38	43	0.827	0	100	
	Belleville	AHL	31	12	16	2	98	3.38	769	0.887	0	1740	
2019-20	Belleville	AHL	24	15	6	3	75	3.23	598	0.889	1	1395	
2020-21	Sodertalje SK	SWE-1	19	11	7	0	43	2.30	488	0.919	1	1123	
	Belleville	AHL	13	5	7	1	37	2.86	373	0.910	1	776	
	OTTAWA	NHL	9	5	1	2	17	2.16	237	0.933	0	472	
2021-22	Belleville	AHL	20	11	6	1	45	2.50	485	0.915	2	1082	
	OTTAWA	NHL	18	5	12	1	62	3.55	512	0.892	0	1048	
2022-23	MINNESOTA	NHL	39	22	9	7	81	2.10	1092	0.931	3	2311	
2023-24	MINNESOTA	NHL	45	20	18	4	129	3.06	1154	0.899	3	2526	
2024-25	MINNESOTA	NHL	58	31	19	6	146	2.56	1547	0.914	5	3424	
WILD TOTALS			142	73	46	17	356	2.59	3793	0.914	11	8261	
NHL TOTALS			169	83	59	20	435	2.67	4,542	0.913	11	9780	

GUSTAVSSON'S CAREER PLAYOFF STATISTICS													
SEASON	TEAM	LEAGUE	GP	W	L	GA	GAA	SV	SV%	SO	MIN		
2021-22	Belleville	AHL	2	0	2	8	3.11	54	0.871	0	155		
2022-23	MINNESOTA	NHL	5	2	3	12	2.33	139	0.921	0	309		
2024-25	MINNESOTA	NHL	6	2	3	16	2.71	169	0.914	0	354		
NHL/WILD TOTALS			11	4	6	28	2.53	308	0.917	0	663		

GUSTAVSSON'S CAREER HIGHLIGHTS

- Saves, Game:** 49 - vs. CBJ, 10/21/23
- Shots Faced, Game:** 54 - vs. CBJ, 10/21/23
- Goals Allowed, Game:** 7 - two times
- Consecutive Starts:** 5g - 1/21 - 2/7/24
- Winning Streak:** 6g - 11/19 - 12/18/22
- Point Streak:** 10g (6-0-4) - 2/11 - 3/12/23
- Losing Streak:** 8g - 11/22/21-3/19/22
- Winless Streak:** 8g - 11/22/21-3/19/22
- Shutout Streak:** 177:13 - 2/28-3/12/23
- Shutouts:** 6, last,
- Career Shootout Record:** 8-6 (34/49, .694 SV%)



FILIP GUSTAVSSON



NO 38

RYAN
HARTMAN

CENTER

Shoots: Right

Ht: 6-0 • Wt: 200

Born: 9/20/94

Hilton Head Island, SC, USA

► 2024-25 HIGHLIGHTS

- Ranked T-1st on team in PIM.
- Scored a goal and skated season-high 22:26 vs. SEA (3/19).
- With two points (1-1=2) vs. LAK (3/17), reached 300 career points. Also won 13 faceoffs, second-highest total of season.
- Suspended eight games for roughing Tim Stützle at OTT (2/1).
- Tied career-high with 14 faceoff wins vs. VGK (12/15)
- Skated in 600th career game vs. VAN (12/3)
- Recorded first multi-point game of season with two assists at EDM (11/21).
- Scored first goal of season and tallied six shots vs. SEA (10/12).

► CAREER

- Finished T-4th on the Wild in goals and shots and sixth in points. Led team forwards in blocked shots in 2023-24.
- Set career highs in PPG, PPP and blocked shots in 2023-24 season.
- Tallied a goal in four consecutive games played (12/18 - 12/19, 12/27 - 12/30/2023), separated by a two-game suspension.
- Named the NHL's Third Star of the Week for the period ending 10/30/23, recording seven points (5-2=7) in four games.
- Tied career-high with five points (3-2=5) vs. EDM (10/24/23), marking his second career hat trick.
- Ranked T-1st on the Wild in GWG, second in PIM, fifth in multi-point games (7) and sixth in scoring and shots on goal in 2022-23.
- Recorded 100th career goal in a two-goal performance vs. LA (2/21/23).
- Tallied 200th career point with an assist at OTT (10/27/22).
- Set career highs in games played, points, goals, assists, PIM, shots and GWG in 2021-22.
- Recorded first career SHG at ANA (1/20/21).
- Led team in PIM, ranked second in takeaways (34) and T-5th in blocked shots in 2019-20.
- Tallied two points (1-1=2) at ARI (12/19/19) - second point (assist) was 100th career NHL point.
- Recorded six shots in first period vs. ARI (11/14/19) to tie franchise record for most shots in first period.
- Registered career highs with four assists, five points (1-4=5) and a plus-5 rating vs. PIT (10/5/17).
- Notched first career NHL hat trick with three goals in third period of 5-2 win vs. NSH (1/8/17).
- Ranked fourth in plus/minus rating, T-5th in GWG, T-7th in goals, eighth in shots on goal and 11th in hits among NHL rookies in 2016-17. Ranked second on team in hits in 2016-17.
- Notched first career NHL goal vs. STL (10/12/16, Allen).
- Played in 2016 AHL All-Star Challenge.
- Recorded an assist for first career NHL point vs. STL (11/4/15).
- Made NHL debut vs. NJ (2/13/15).
- Ranked fifth among AHL rookies in shots on goal and sixth in PIM in 2014-15.
- Led team in shots on goal, ranked second in PIM, T-3rd in games played, T-4th in PPG and plus/minus rating and sixth in scoring in 2014-15.
- Led team rookies in games played, goals, assists, points and shots on goal and ranked second in plus/minus rating in 2014-15.

► PLAYOFF HIGHLIGHTS

- Ranked third on the team in scoring during the 2025 postseason.
- Registered a four-game assist streak (0-4=4) in Games 1-4 of the 2025 First Round vs. VGK.
- Ranked T-1st on team in scoring during 2023 playoffs.
- Scored GWG 12:20 into the second overtime of Game 1 of 2023 First Round at DAL (4/17/23) ending the longest game in Wild history.
- Ranked T-1st on team in goals and third in shots on goal in 2021 playoffs.
- Collected GWG in Game 6 of 2021 First Round vs. VGK (5/26/21).
- Notched first career playoff point streak with an assist in Game 3 of 2018 Second Round at WPG (5/1/18) and a goal in Game 4 of 2018 Second Round at WPG (5/3/18).
- Tallied first career Stanley Cup Playoff goal (GWG, EN) in Game 2 of 2018 First Round vs. COL (4/14/18).
- Made NHL Stanley Cup Playoff debut in Game 1 of 2017 First Round vs. NSH (4/13/17).

► CAREER TRANSACTIONS

- Signed by Minnesota as a free agent, July 1, 2019; Acquired by Dallas from Philadelphia in exchange for Tyler Pitlick, June 24, 2019; Acquired by Philadelphia with a fourth-round selection in the 2020 NHL Draft (Thimo Nickl) from Nashville in exchange for Wayne Simmonds, Feb. 25, 2019; Acquired by Nashville with a fifth-round selection (Spencer Stastney) in the 2018 NHL Draft from Chicago in exchange for Victor Ejdsell and a first-round selection (Nicolas Beaudin) and fourth-round selection (Philipp Kurashev) in the 2018 NHL Draft, Feb. 26, 2018; Selected by Chicago in the first round (30th overall) of the 2013 NHL Draft.
- Signed through 2026-27. Becomes an unrestricted free agent 2027-28.

► PERSONAL

- He enjoys spending time on the golf course and hunting when he's not playing hockey.
- His favorite video game is MLB The Show and his favorite team is the Chicago Cubs.
- He and his wife, Lauren, have a son, Keyes.
- X: R_Hartman24, Instagram: RHartzly18

HARTMAN VS. NHL

TEAM	GP	G	A	PTS	+/-	PIM	TEAM	GP	G	A	PTS	+/-	PIM	TEAM	GP	G	A	PTS	+/-	PIM
ANA	29	9	8	17	8	19	EDM	21	7	10	17	9	51	PIT	14	4	6	10	4	8
ARI	27	7	10	17	10	12	FLA	16	3	0	3	-9	29	SEA	10	5	7	12	3	6
BOS	12	2	1	3	1	10	LA	29	5	5	10	-9	22	SJ	29	2	13	15	4	31
BUF	15	5	2	7	2	6	MIN	13	3	1	4	2	4	STL	37	13	9	22	-2	34
CAR	14	0	5	5	1	34	MTL	15	1	1	2	0	13	TB	15	1	4	5	-4	21
CBJ	16	1	10	11	7	10	NJ	17	5	4	9	4	34	TOR	16	4	0	4	-7	12
CGY	21	1	2	3	-4	21	NSH	22	5	4	9	2	13	UTA	3	0	0	0	-1	2
CHI	20	4	2	6	10	10	NYI	16	2	5	7	5	29	VAN	22	8	6	14	8	13
COL	38	9	9	18	3	26	NYR	17	2	6	8	-7	12	VGK	24	6	6	12	-4	32
DAL	34	8	8	16	-1	38	OTT	15	2	3	5	0	35	WPG	27	6	3	9	-1	28
DET	14	3	5	8	8	8	PHI	12	3	3	6	5	6	WSH	19	3	7	10	5	23

HARTMAN'S CAREER STATISTICS

SEASON	TEAM	LEAGUE	GP	G	A	PTS	+/-	PIM	PP	SH	GW	S	%	BS	H	TOI	FO%
2013-14	Rockford	AHL	9	3	4	7	-1	8	1	0	1	16	18.8	-	-	-	-
2014-15	CHICAGO	NHL	5	0	0	0	-1	2	0	0	0	8	0.0	2	11	8:17	-
	Rockford	AHL	69	13	24	37	14	120	3	0	2	173	7.5	-	-	-	-
2015-16	CHICAGO	NHL	3	0	1	1	-1	0	0	0	0	3	0.0	3	5	9:14	25.0
	Rockford	AHL	61	15	20	35	16	129	2	1	2	171	8.8	-	-	-	-
2016-17	CHICAGO	NHL	76	19	12	31	13	70	1	0	4	170	11.2	30	121	12:46	40.3
2017-18	CHICAGO	NHL	57	8	17	25	5	58	1	0	0	96	8.3	25	94	12:48	46.2
	NASHVILLE	NHL	21	3	3	6	-4	14	0	0	2	33	9.1	13	19	13:46	37.5
2018-19	NASHVILLE	NHL	64	10	10	20	7	44	0	0	2	113	8.8	21	69	13:26	15.4
	PHILADELPHIA	NHL	19	2	4	6	-6	30	0	0	0	32	6.3	18	38	12:03	66.7
2019-20	MINNESOTA	NHL	69	9	11	20	4	69	1	0	1	114	7.9	54	44	12:15	54.6
2020-21	MINNESOTA	NHL	51	7	15	22	0	33	0	1	2	74	9.5	33	55	15:04	41.5
2021-22	MINNESOTA	NHL	82	34	31	65	31	95	1	0	7	239	14.2	48	72	18:11	44.8
2022-23	MINNESOTA	NHL	59	15	22	37	7	90	1	2	6	149	10.1	48	62	16:18	42.9
2023-24	MINNESOTA	NHL	74	21	24	45	4	72	5	0	3	173	12.1	65	75	16:31	47.0
2024-25	MINNESOTA	NHL	69	11	15	26	-7	75	3	0	1	158	7.0	41	73	14:58	47.8
WILD TOTALS			404	97	118	215	39	434	11	3	20	907	10.7	289	381	15:38	45.4
NHL TOTALS			649	139	165	304	52	652	13	3	28	1,362	10.2	401	738	14:35	45.3

HARTMAN'S CAREER PLAYOFF STATISTICS

SEASON	TEAM	LEAGUE	GP	G	A	PTS	+/-	PIM	PP	SH	GW	S	%	BS	H	TOI	FO%
2012-13	Plymouth	OHL	9	4	2	6	4	16	0	0	0	-	-	-	-	-	-
2013-14	Plymouth	OHL	5	0	4	4	-6	8	0	0	0	-	-	-	-	-	-
2014-15	Rockford	AHL	8	2	1	3	-6	8	1	0	1	19	10.5	-	-	-	-
2015-16	Rockford	AHL	3	1	0	1	2	4	1	0	1	8	12.5	-	-	-	-
2016-17	CHICAGO	NHL	4	0	0	0	-3	14	0	0	0	6	0.0	2	7	11:34	66.7
2017-18	NASHVILLE	NHL	9	2	1	3	0	10	0	0	1	12	16.7	4	12	11:57	42.9
2019-20	MINNESOTA	NHL	4	0	0	0	0	9	0	0	0	6	0.0	4	7	11:30	50.0
2020-21	MINNESOTA	NHL	7	2	0	2	-5	2	0	0	1	17	11.8	9	7	17:06	48.9
2021-22	MINNESOTA	NHL	6	0	5	5	0	2	0	0	0	10	0.0	5	4	17:23	43.8
2022-23	MINNESOTA	NHL	5	2	3	5	3	16	0	0	1	14	14.3	6	8	18:51	41.7
2024-25	MINNESOTA	NHL	6	2	4	6	1	2	0	0	0	18	11.1	11	5	17:26	46.5
WILD TOTALS			28	6	12	18	-1	31	0	0	2	65	9.2	35	31	16:44	45.6
NHL TOTALS			41	8	13	21	-4	55	0	0	3	83	9.6	41	50	15:11	45.7

HARTMAN'S CAREER HIGHLIGHTS

Goals, Game: 3 – two times

Assists, Game: 4 – vs. PIT, 10/5/17

Points, Game: 5 – two times

PIM, Game: 17 – three times

+/-, Game: 5 – vs. PIT, 10/5/17

Shots, Game: 10 – vs. NJ, 12/2/21

TOI, Game: 27:22 – vs. WSH, 1/8/22

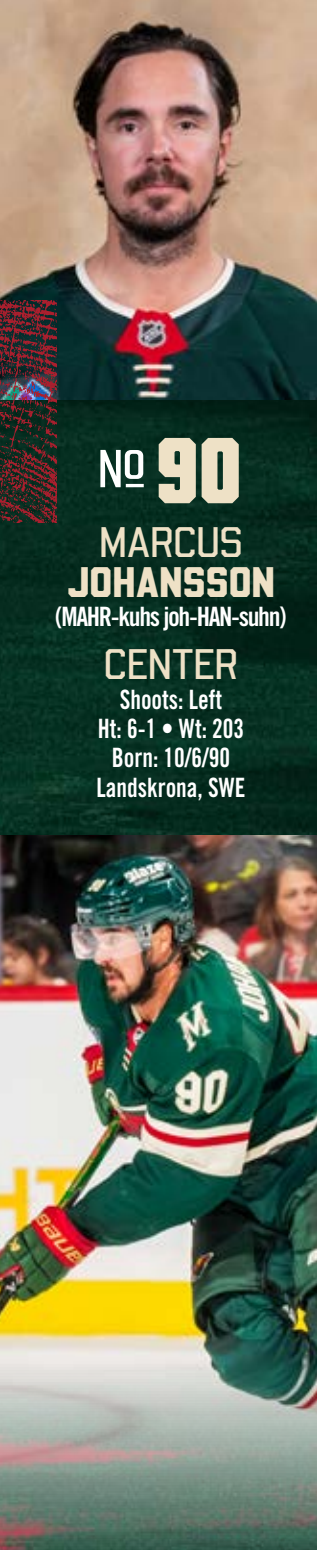
Goal Streak: 3g – three times

Assist Streak: 4g – 12/12/21-1/1/22

Point Streak: 5g – 11/24/12/21

Career Hat Tricks: Two

Career Shootout: 0-4



No. 90
MARCUS JOHANSSON
(MAHR-kuhs joh-HAN-suhn)
CENTER
Shoots: Left
Ht: 6-1 • Wt: 103
Born: 10/6/90
Landskrona, SWE

► 2024-25 HIGHLIGHTS

- Scored his 10th goal of the season vs. SJS (4/9).
- Had three points (1-2=3), including SHG at NYR (4/2).
- Scored first PPG of season vs. NYR (3/13).
- Tallied two points (0-2=2) and plus-2 rating at SEA (3/4).
- Tallied six shots at VAN (3/7), second-highest total of season.
- Recorded 500th career point with an assist at DET (2/22).
- Tallied three points (1-2=3) and a season-high plus-3 rating at UTA (12/10).
- Tallied season-best, four-game point-streak (2-2=4, 11/19-25).

► CAREER

- Led all tournament skaters with a plus-14 rating and ranked T-4th with 12 points (6-6=12) in nine games played while helping Sweden to a bronze medal at the 2024 IIHF World Championship.
- Skated in 900th career game and scored a goal vs. STL (3/23/24).
- Notched two assists at EDM (12/8/23), the second assist marking the 300th of his NHL career.
- Tied career-longs with a five-game assist and point streak (1-5=6; 10/19-10/27/23).
- Recorded 18 points (6-12=18), a plus-six rating and two game-winning goals in 20 games with Wild in 2022-23 after being aquired at the trade deadline.
- Tallied five multi-point games with Minnesota in 2022-23 and 17 points (6-11=17) in last 16 games played.
- Tallied two assists at MTL (3/12/22) to reach 400 career points.
- Served as an alternate captain with Buffalo in 2019-20.
- Skated a career-best 24:32 vs. NYI (2/7/19).
- Recorded 200th career NHL assist vs. MTL (11/21/18).
- Notched 300th career NHL point with his second assist of the game at WSH (12/30/17).
- Set career-highs in goals, points and plus/minus rating in 2016-17. Tied career best in games played.
- Tallied a career-best four points (0-4=4) at MIN (3/28/17).
- Scored 100th career NHL goal at ANA (3/12/17).
- Notched four consecutive multi-point games and career-best, four-game goal streak (4-4=8, 2/5-2/11/17).
- Set career highs in PPA (15) and PPP (21) in 2013-14.
- Scored first career NHL goal vs. BOS (10/19/10, Thomas).
- Made NHL debut at ATL (10/8/10).
- Won regular-season title and earned the Le Mat Trophy as SHL Playoff Champions in 2008-09 with Farjestad BK.
- Recorded 41 points (13-28=41) in 38 career Under-18 Allsvenskan games and 20 points (6-14=20) in 12 Under-18 Elite contests in Sweden.

► PLAYOFF HIGHLIGHTS

- Set playoff career highs in GP, goals, assists and points in 2019 postseason to help the Bruins reach Stanley Cup Final.
- Scored GWG in Game 7 of First Round vs. TOR (4/23/19).
- Tallied two goals including GWG in overtime in 2-1 series clinching win in Game 6 of First Round at TOR (4/23/17).
- Scored GWG in Game 1 of First Round vs. NYR (5/2/13).
- Ranked T-3rd on team in scoring during 2011 playoffs.
- Scored first two playoff goals in third period of Game 4 of First Round vs. NYR (4/20/11).
- Made Stanley Cup Playoff debut in Game 1 of First Round vs. NYR (4/13/11).

► CAREER TRANSACTIONS

- Acquired by Minnesota from Washington in exchange for a third-round selection in the 2024 NHL Draft, Feb. 28, 2023; Acquired by Washington from Seattle in exchange for Daniel Sprong, a fourth-round selection (Cole Spicer) in the 2022 NHL Draft and a third-round selection (Visa Vedenpaa) in the 2023 NHL Draft, March 21, 2022; Signed by Seattle as a free agent, Aug. 6, 2021; Acquired by Minnesota from Buffalo in exchange for Eric Staal, Sept. 16, 2020; Signed by Buffalo as a free agent, July 6, 2019; Acquired by Boston from New Jersey in exchange for a second-round selection (Nikita Okhotyuk) in the 2019 NHL Draft and a fourth-round selection (Ethan Edwards) in the 2020 NHL Draft, Feb. 25, 2019; Acquired by New Jersey from Washington in exchange for a second-round selection (Martin Fehervary) and a third-round selection (Linus Karlsson) in the 2018 NHL Draft, July 2, 2017; Selected by Washington in the first round (24th overall) of the 2009 NHL Draft.
- Signed through 2024-25. Becomes an unrestricted free agent 2025-26.

► PERSONAL

- Nickname is "JoJo".
- Enjoys spending time with his family and playing golf in the offseason.
- Lists Call of Duty as his favorite video game.

JOHANSSON VS. NHL

TEAM	GP	G	A	PTS	+/-	PIM	TEAM	GP	G	A	PTS	+/-	PIM	TEAM	GP	G	A	PTS	+/-	PIM
ANA	29	6	5	11	-5	6	EDM	23	2	13	15	6	4	PIT	44	10	15	25	6	4
ARI	23	3	9	12	-3	0	FLA	34	6	10	16	-5	2	SEA	8	2	5	7	8	2
BOS	34	9	12	21	5	6	LA	28	8	7	15	-1	8	SJ	35	6	8	14	-9	0
BUF	32	12	8	20	0	4	MIN	15	4	9	13	5	0	STL	35	4	5	9	-12	0
CAR	44	7	11	18	5	8	MTL	33	5	19	24	6	4	TB	43	8	14	22	-10	14
CBJ	35	10	14	24	12	8	NY	36	4	6	10	-2	4	TOR	39	10	8	18	-17	6
CGY	22	4	9	13	-2	4	NSH	24	2	13	15	-5	8	UTA	3	1	2	3	2	0
CHI	24	5	7	12	-6	6	NYI	42	3	21	24	-3	6	VAN	24	6	6	12	-5	4
COL	29	5	9	14	-6	10	NYR	39	11	15	26	-7	6	VGK	19	3	7	10	-6	4
DAL	24	1	3	4	-15	4	OTT	34	5	6	11	-11	6	WPG	39	5	21	26	-3	0
DET	33	6	14	20	12	8	PHI	43	8	13	21	-7	8	WSH	14	4	8	12	1	0

JOHANSSON'S CAREER STATISTICS

SEASON	TEAM	LEAGUE	GP	G	A	PTS	+/-	PIM	PP	SH	GW	S	S%	BS	H	TOI	FO%
2010-11	WASHINGTON	NHL	69	13	14	27	2	10	2	1	2	102	12.7	22	47	14:43	40.5
	Hershey	AHL	2	0	0	0	1	0	0	0	0	3	0.0	—	—	—	—
2011-12	WASHINGTON	NHL	80	14	32	46	-5	8	1	0	3	90	15.6	28	61	16:48	43.2
2012-13	WASHINGTON	NHL	34	6	16	22	3	4	3	0	1	40	15.0	6	14	16:35	46.0
	Bofors IK	Swe-1	16	8	10	18	8	-2	—	—	—	—	—	—	—	—	—
2013-14	WASHINGTON	NHL	80	8	36	44	-21	4	6	0	1	107	7.5	27	49	17:32	34.7
2014-15	WASHINGTON	NHL	82	20	27	47	6	10	3	0	1	138	14.5	18	69	16:29	43.8
2015-16	WASHINGTON	NHL	74	17	29	46	12	16	6	0	7	132	12.9	24	38	16:38	46.0
2016-17	WASHINGTON	NHL	82	24	34	58	25	10	5	0	1	129	18.6	22	32	17:00	46.4
2017-18	NEW JERSEY	NHL	29	5	9	14	-11	14	1	0	0	42	11.9	9	8	15:59	48.6
2018-19	NEW JERSEY	NHL	48	12	15	27	-15	8	2	0	1	103	11.7	18	23	16:27	31.8
	BOSTON	NHL	10	1	2	3	-1	0	0	0	0	12	8.3	6	5	13:25	33.3
2019-20	BUFFALO	NHL	60	9	21	30	-12	20	1	0	1	87	10.3	22	39	17:09	40.0
2020-21	MINNESOTA	NHL	36	6	8	14	-10	4	2	0	3	46	13.0	12	12	15:56	37.6
2021-22	SEATTLE	NHL	51	6	17	23	-22	4	3	0	1	81	7.4	18	17	16:34	38.8
	WASHINGTON	NHL	18	3	3	6	-4	0	0	0	1	30	10.0	8	14	14:50	55.6
2022-23	WASHINGTON	NHL	60	13	15	28	-3	8	4	1	5	95	13.7	16	25	16:05	40.9
	MINNESOTA	NHL	20	6	12	18	6	0	1	1	2	42	14.3	7	1	17:42	62.5
2023-24	MINNESOTA	NHL	78	11	19	30	-15	22	1	0	0	112	9.8	29	44	15:53	18.8
2024-25	MINNESOTA	NHL	72	11	23	34	-7	12	1	1	1	121	9.1	25	49	16:23	25.0
WILD TOTALS			206	34	62	96	-26	38	5	2	6	321	10.6	73	106	16:14	33.1
NHL TOTALS			983	185	332	517	-72	154	42	4	35	1,509	12.3	317	547	16:25	41.0

JOHANSSON'S CAREER PLAYOFF STATISTICS

SEASON	TEAM	LEAGUE	GP	G	A	PTS	+/-	PIM	PP	SH	GW	S	S%	BS	H	TOI	FO%
2010-11	WASHINGTON	NHL	9	2	4	6	-2	0	0	0	0	14	14.3	5	8	18:22	41.1
2011-12	WASHINGTON	NHL	14	1	2	3	-6	0	0	0	0	22	4.5	8	20	19:35	46.2
2012-13	WASHINGTON	NHL	7	1	1	2	-3	0	0	0	1	13	7.7	3	6	16:59	25.0
2014-15	WASHINGTON	NHL	14	1	3	4	2	2	0	0	0	18	5.6	3	34	17:38	100.0
2015-16	WASHINGTON	NHL	12	2	5	7	-2	2	2	0	0	25	8.0	8	19	16:41	21.7
2016-17	WASHINGTON	NHL	13	2	6	8	-1	2	0	0	1	23	8.7	2	29	19:30	25.0
2017-18	NEW JERSEY	NHL	3	0	0	0	-2	0	0	0	0	4	0.0	0	5	17:31	50.0
2018-19	BOSTON	NHL	22	4	7	11	0	0	2	0	1	36	11.1	6	15	14:01	53.8
2020-21	MINNESOTA	NHL	3	0	0	0	-1	0	0	0	0	1	0.0	0	8	11:39	0.0
2021-22	WASHINGTON	NHL	6	1	1	2	1	0	0	0	1	9	11.1	6	10	15:00	57.1
2022-23	MINNESOTA	NHL	6	2	0	2	-5	0	1	0	1	14	14.3	3	11	20:18	35.7
2024-25	MINNESOTA	NHL	5	0	2	2	0	0	0	0	0	5	0.0	3	8	14:02	33.3
WILD TOTALS			14	2	2	4	-6	0	1	0	1	20	10.0	6	27	16:12	28.6
NHL TOTALS			114	16	31	47	-19	6	5	0	5	184	8.7	47	173	16:59	39.0

JOHANSSON'S CAREER HIGHLIGHTS

Goals, Game: 2 – 15 times
Assists, Game: 4 – at MIN, 3/28/17
Points, Game: 4 – at MIN, 3/28/17
PIM, Game: 4 – three times

+/-, Game: 3 – 13 times
Shots, Game: 8 – two times
TOI, Game: 24:32 – vs. NYI, 2/7/19
Goal Streak: 4g – 2/5-2/11/17

Assist Streak: 5g – two times
Point Streak: 5g – three times
Career Hat Tricks: None
Career Shootout: 1-8



No 97

KIRILL
KAPRIZOV

(kih-REEL kah-PREE-zawf)

LEFT WING

Shoots: Left

Ht: 5-11 • Wt: 208

Born: 4/26/97

Novokuznetsk, **RUS**

► 2024-25 HIGHLIGHTS

- Ranked first on team in plus/minus, second in goals, third in points and fourth in assists and shots.
- Returned from injury to record three points (2-1=3) vs. SJS (4/9), including the GWG in overtime.
- Reached 200 career assists vs. SJS (4/9).
- Notched his 39th career game with three-plus points vs. SJS (4/9), furthering his franchise record.
- Recorded his 50th point of the season with a goal vs. CHI (12/23), established a new franchise mark for fewest games to 50 points in a season (34 GP), besting his previous mark set in 2021-22 (38 GP).
- Reached 370 career points (176-194=370) with his first assist at ANA (12/6) and surpassed Ryan Suter (55-314=369) for sole possession of fifth place on the Wild's all-time scoring list.
- Played in his 300th career game vs. CHI (11/29), tallying an assist to move his career point total to 366 (174-191=366).
- Recorded seven-game multi-point and assist streaks (6-11=17) from 10/15 - 11/1.
- Notched a point in 15-of-18 road games played this season (11-19=30), including a franchise-record 11-game road point streak (816=24) from 10/15 - 11/21.
- Named the NHL's Third Star of the Month for October (53=18 in 9 GP), averaging two points/game (first in NHL) and tallying a point in eight of nine contests to lead the Wild to a 6-1-2 record.

► CAREER

- Led the Wild in points, goals, shots, power-play goals (PPG), power-play points (PPP), game-winning goals (GWG) and multi-goal games. Finished second in assists in 2023-24.
- Finished T-3rd in the NHL in PPG and multi-goal games, fifth in PPP, T-8th in the NHL in goals and T-11th in GWG in 2023-24.
- Recorded 80th point of the season vs. SJS (3/28/24), becoming the first player in team history with multiple 80 point seasons (also 2021-22).
- Scored the 150th goal of his NHL career at ANA (3/19/24), becoming the fastest player in franchise history to reach mark (265 games) and the fourth fastest active NHL player.
- Reached 300 career points with a hat trick, the fifth of his career, vs. SJS (3/3/24), becoming the fastest player in franchise history to reach mark.
- Recorded a career-high six points (3-3=6) vs. VAN (2/19/24), tying the single-game franchise record.
- Talled three points (1-2=3), including the GWG, in 4-3 OT win vs. MTL (12/21/23) while skating a career-high 29:09. Set the franchise's single-game TOI record among forwards.
- Became the second player in franchise history to score in overtime in consecutive games, doing so at BOS (12/19/23) and vs. MTL (12/21/23).
- Represented the Wild at the 2024 NHL All-Star Game in Toronto, his third consecutive All-Star Game appearance.
- Is the only player in franchise history with multiple 40-goal seasons, reaching the mark in three consecutive seasons (2021-24).
- Is the all-time franchise leader in overtime goals (eight), ranks fourth in goals and PPG and seventh in points.
- Owns the franchise records for longest point streak (14 games, 9-12=21, 11/9/22-12/9/22), goal streak (seven games, 7-6=13, 11/23-12/7/22) and assist streak (nine games, 4-11=15, 11/11-12/1/22).
- Led the Wild in points, goals, PPG, shots, and multi-goal games while ranking T-1st in GWG in 2022-23.
- Registered a hat trick in 3-2 OTW vs. CBJ (2/26/23), becoming the third Wild player to complete hat trick in OT and the fifth player in NHL history to conclude natural hat trick with GWG in OT.
- Talled 100th career goal at CAR (1/19/23), becoming the third fastest active NHL player to reach 100 goals.
- Recorded 200th career point vs. OTT (12/18/22) in three-point game (1-2=3), to become fourth fastest active player to reach milestone, tied for 22nd fastest in NHL history.
- Selected to his second NHL All-Star game in 2022-23, becoming the fifth player in franchise history to be selected to multiple All-Star games.
- Led team in scoring (5th in NHL), goals (5th in NHL), PPG (14), PPP (31), multi-point games and shots (9th in NHL), ranked T-1st in OT goals (2) and fourth in plus/minus rating in 2021-22.
- Set single season franchise records in points, goals, assists, even-strength points (77) and multi-point games (32) in 2021-22.
- Tied franchise record for even strength goals in 2021-22 (33, Hartman). Ranked T-3rd in the NHL in even strength points and T-5th in even strength goals.
- Recorded season-high four points and career-best plus-4 rating vs. DAL (11/18/21) and vs. WPG (11/26/21).
- Finished seventh in voting for the Hart Trophy (6/21/22).
- Recipient of 2021 Calder Memorial Trophy (6/29/21). Received 99 out of 100 first place votes.
- Ranked T-3rd in NHL in third period goals (12), T-7th in EVG (19) and eighth in goals in 2020-21.
- Led NHL rookies in scoring, goals, PPG (8) and shots on goal, ranked second in assists and PPP (13) and T-3rd in plus/minus rating in 2020-21.
- Led team in scoring, goals and PPG, ranked second in shots on goal and PPP (13) in 2020-21.
- Set franchise rookie records in points, goals, assists, PPG and goal streak (5g, 6-0=6, 4/17-4/24/21).
- Talled Wild rookie record three PPP (2-1=3) vs. COL (4/7/21).
- Recorded three goals in third period vs. ARI (3/12/21). Tied franchise rookie records for goals, shots (8) and plus/minus in a game (plus-4) and became third player in team history to tally three goals in a period.
- First rookie in team history to record three straight multi-point games (1-5=6, 2/20-2/24/21).
- Recorded an assist on OT goal at LA (1/16/21) to become first player in NHL history to score an overtime point in first two games.
- Notched three points (1-2=3) in NHL debut including GWG in 4-3 OT win at LA (1/14/21). Most points by a Wild player in debut and third player in NHL history to score in overtime in debut.

► PLAYOFF HIGHLIGHTS

- Ranks second in team history in goals and T-6th in points in Stanley Cup Playoffs.
- Led Wild in scoring, goals, PPG and shots during the 2025 postseason.
- Led team in scoring, goals, PPG, GWG and shots in 2022 playoffs.
- Set franchise record for most goals in a playoff series with seven in 2022 First Round vs. STL.
- Notched first career playoff hat trick in Wild history in Game 2 of 2022 First Round vs. STL (5/4).
- Tallied four-game goal streak in Games 2-5 of 2022 First Round vs. STL to tie franchise playoff record.
- Registered two PPG in Game 5 of 2022 First Round vs. STL (5/10) to tie team record for PPG in a playoff game.
- Recorded GWG in Games 2 and 3 of 2022 First Round series vs. STL.
- Ranked T-1st on team in goals and scoring during 2021 playoffs. Led team forwards in TOI/game.
- Recorded first career Stanley Cup Playoff goal in Game 5 of 2021 First Round at VGK (5/24/21, Fleury).
- Tallied assist for first career playoff point in Game 3 of 2021 First Round vs. VGK (5/20/21).

► CAREER TRANSACTIONS

- Selected by Minnesota in the fifth round (135th overall) of the 2015 NHL Draft.
- Signed through 2033-34. Becomes an unrestricted free agent 2034-35.

► PERSONAL

- His favorite video game is Counter-Strike and his favorite athlete is Roger Federer.
- His favorite hockey memory is winning a gold medal at the 2018 Olympics.
- Instagram: KirillKaprizov

KAPRIZOV VS. NHL

TEAM	GP	G	A	PTS	+/-	PIM	TEAM	GP	G	A	PTS	+/-	PIM	TEAM	GP	G	A	PTS	+/-	PIM
ANA	20	10	13	23	10	8	EDM	11	1	13	14	4	2	SEA	9	5	9	14	1	2
ARI	18	12	13	25	8	4	FLA	8	5	10	15	-5	0	SJ	18	12	12	24	9	2
BOS	5	6	0	6	3	8	LA	19	10	7	17	-1	21	STL	19	8	9	17	5	4
BUF	7	6	4	10	0	6	MTL	7	5	8	13	4	0	TB	7	7	5	12	8	4
CAR	6	6	2	8	4	6	NJ	5	3	1	4	6	4	TOR	7	1	3	4	-3	2
CBJ	7	8	2	10	5	2	NSH	11	6	9	15	-1	12	UTA	3	1	1	2	2	0
CGY	10	4	3	7	0	8	NYI	6	3	3	6	2	4	VAN	11	9	9	18	11	8
CHI	13	6	10	16	9	6	NYR	6	1	4	5	-7	2	VGK	16	10	5	15	1	6
COL	18	12	8	20	-11	8	OTT	6	3	5	8	6	0	WPG	14	6	13	19	2	10
DAL	10	7	7	14	-6	0	PHI	6	3	4	7	3	2	WSH	4	0	0	0	1	0
DET	6	5	4	9	0	0	PIT	6	4	5	9	1	6							

KAPRIZOV'S PROFESSIONAL CAREER

SEASON	TEAM	LEAGUE	GP	G	A	PTS	+/-	PIM	PP	SH	GW	S	S%	BS	H	TOI	FO%
2014-15	Novokuznetsk	KHL	31	4	4	8	-4	6	0	0	0	43	9.3	6	16	11:00	-
2015-16	Novokuznetsk	KHL	53	11	16	27	-4	10	3	0	4	114	9.6	21	30	17:21	53.7
2016-17	Salavat Yulaev	KHL	49	20	22	42	9	66	5	0	1	133	15.0	13	18	15:30	36.4
2017-18	CSKA Moscow	KHL	46	15	25	40	22	14	5	0	6	97	15.5	17	24	16:05	0.0
2018-19	CSKA Moscow	KHL	57	30	21	51	34	16	7	0	11	161	18.6	22	13	17:15	-
2019-20	CSKA Moscow	KHL	57	33	29	62	32	10	6	0	6	171	19.3	19	22	17:01	66.7
2020-21	MINNESOTA	NHL	55	27	24	51	10	16	8	0	3	157	17.2	18	29	18:18	12.5
2021-22	MINNESOTA	NHL	81	47	61	108	27	34	14	0	5	289	16.3	29	73	19:06	55.6
2022-23	MINNESOTA	NHL	67	40	35	75	4	35	17	0	6	261	15.3	28	66	21:07	40.0
2023-24	MINNESOTA	NHL	75	46	50	96	11	36	19	0	8	277	16.6	38	55	21:34	0.0
2024-25	MINNESOTA	NHL	41	25	31	56	19	16	4	0	5	145	17.2	17	16	22:28	0.0
WILD/NHL TOTALS			319	185	201	386	71	147	62	0	27	1,129	16.4	130	239	20:24	24.4

KAPRIZOV'S PROFESSIONAL PLAYOFF CAREER

SEASON	TEAM	LEAGUE	GP	G	A	PTS	+/-	PIM	PP	SH	GW	S	S%	BS	H	TOI	FO%
2016-17	Salavat Yulaev	KHL	5	3	0	3	-1	0	2	0	0	16	18.8	1	2	17:54	0.0
2017-18	CSKA Moscow	KHL	19	2	8	10	1	4	0	0	1	40	5.0	11	8	18:50	0.0
2018-19	CSKA Moscow	KHL	19	4	10	14	5	6	2	0	1	50	8.0	9	9	17:43	-
2019-20	CSKA Moscow	KHL	4	2	2	4	2	2	1	0	1	9	22.2	1	3	17:05	0.0
2020-21	MINNESOTA	NHL	7	2	1	3	-3	4	1	0	0	10	20.0	5	14	18:52	-
2021-22	MINNESOTA	NHL	6	7	1	8	1	2	3	0	2	27	25.9	3	4	19:26	-
2022-23	MINNESOTA	NHL	6	1	0	1	-3	12	1	0	0	17	5.9	1	14	22:53	100.0
2024-25	MINNESOTA	NHL	6	5	4	9	-1	4	3	0	0	22	22.7	10	6	23:07	-
WILD/NHL TOTALS			25	15	6	21	-6	22	8	0	2	76	19.7	19	38	20:59	100.0

KAPRIZOV'S CAREER HIGHLIGHTS

Goals, Game: 3 – five times

Assists, Game: 3 – seven times

Points, Game: 6 – vs. VAN, 2/19/24

PIM, Game: 15 – at LAK, 11/8/22

+/-, Game: 4 – four times

Shots, Game: 9 – three times

TOI, Game: 29:09 – at MTL, 12/21/23

Goal Streak: 7g – 11/23-12/7/22

Assist Streak: 9g – 11/11-12/1/22

Point Streak: 14g – 11/9-12/9/22

Career Hat Tricks: Five

Career Shootout: 7-24



NO 5

JAKE
MIDDLETON

DEFENSEMAN

Shoots: Left
Ht: 6-4 • Wt: 218
Born: 1/2/96
Stratford, ONT, CAN

▶ 2024-25 HIGHLIGHTS

- Led team in blocked shots, ranked second in plus/minus and third in hits.
- Second among team defensemen in goals.
- Skated in 300th game of his career vs. VGK (3/25).
- Scored eighth goal of season vs. STL (3/15), setting a new career-high.
- Skated career-high 27:24 at SEA (3/4).
- Tallied two points (1-1=2) in first game back from injured reserve vs. STL (1/7).
- Tied career-high with seven blocked shots at BUF (11/27).
- Tallied a goal and five shots (tied career-high) vs. WPG (11/25).
- Tallied a career-high, five-game point streak (1-5=6, 10/22-11/1).
- Recorded three assists at FLA (10/22), tying career-high.

▶ CAREER

- Led the Wild in blocked shots and PIM while leading team defensemen in hits. Ranked T-2nd among team defensemen in goals and third in points and assists in 2023-24.
- Set career highs in games played, points, assists, hits and blocked shots in 2023-24.
- Recorded an assist, four hits and three blocked shots in 200th NHL game vs. PHI (1/12/24).
- Notched a goal in consecutive games (10/29/23, 11/2/23) for first career goal streak.
- Ranked second on team in blocked shots and plus/minus rating, third in PIM and sixth in hits in 2022-23.
- Recorded career-high 14 PIM at ANA (11/9/22).
- Led San Jose in plus/minus rating, ranked second in PIM and third in blocked shots before being traded to Minnesota on 3/21/22.
- Recorded career high seven blocked shots at ANA (3/6/22).
- Notched two assists for first career multi-point game vs. PHI (12/30/22).
- Tallied goal and assist at PIT (1/2) for first career point streak (1-3=4, 12/30-1/2/22).
- Recorded first career NHL goal vs. OTT (11/24/21, Murray).
- Ranked second among defensemen in assists and points in 2021 Calder Cup Playoffs.
- Led team defensemen in goals in 2020-21.
- Ranked second among team defensemen in PIM in 2019-20.
- Named to AHL All-Star Classic in 2018-19.
- Ranked T-1st on team in plus/minus rating and third in PIM in 2018-19.
- Tallied first career NHL point (assist) at EDM (4/4/19).
- Made NHL debut vs. TB (1/5/19).

▶ PLAYOFF HIGHLIGHTS

- Led team defensemen in points and assists during 2025 postseason while ranking second in plus-minus.
- Led Minnesota in blocked shots during 2023 playoffs.
- Led team in plus/minus rating and ranked second in blocked shots in 2022 playoffs.
- Tallied assist in Game 4 of 2022 First Round at STL (5/8/22) for first career playoff point.
- Made Stanley Cup Playoff debut in Game 1 of 2022 First Round vs. STL (5/2) and appeared in all six games of series.

▶ CAREER TRANSACTIONS

- Acquired by Minnesota from San Jose in exchange for Kaapo Kahkonen and a fifth-round selection (Jake Furlong) in the 2022 NHL Draft, March 21, 2022; Signed by San Jose as a free agent, Sept. 7, 2017; Signed by San Jose (AHL) as a free agent, Oct. 4, 2016; Selected by Los Angeles in the seventh round (202nd overall) of the 2014 NHL Draft.
- Signed through 2028-29. Becomes an unrestricted free agent 2029-30.

▶ PERSONAL

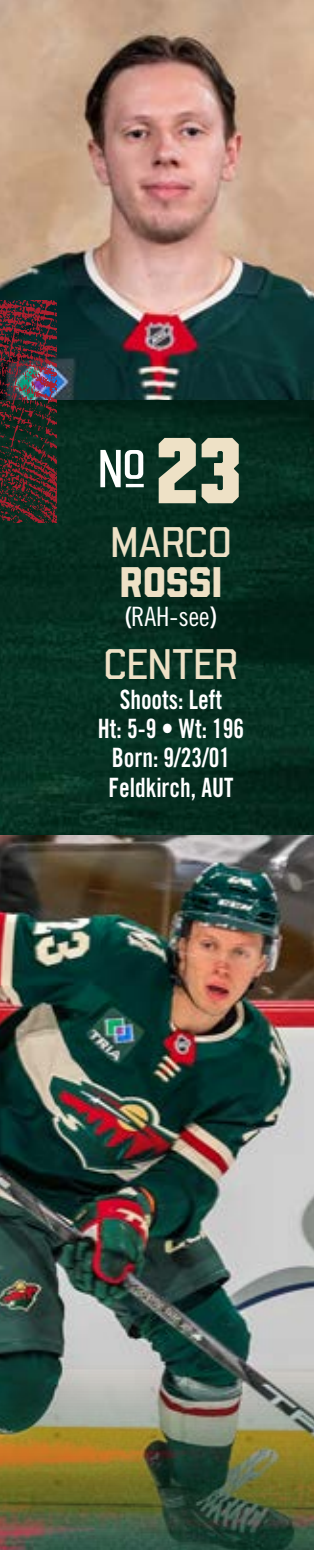
- His brother, Keaton, is a defenseman in the Colorado Avalanche organization.
- Enjoys watching baseball and is a Toronto Blue Jays fan.
- Enjoys riding his motorcycle in the offseason.
- His favorite thing about Minnesota is Michelob Golden Light.

MIDDLETON VS. NHL													
TEAM	GP	G	A	PTS	+/-	PIM	TEAM	GP	G	A	PTS	+/-	PIM
ANA	11	1	1	2	5	14	EDM	12	0	6	6	1	4
ARI	12	0	3	3	-3	11	FLA	6	0	3	3	2	2
BOS	7	0	1	1	-1	7	LA	13	1	5	6	-1	9
BUF	6	0	1	1	-2	2	MIN	2	0	1	1	3	11
CAR	7	1	0	1	-4	2	MTL	9	0	2	2	1	2
CBJ	8	0	1	1	0	2	NJ	9	3	2	5	-4	9
CGY	10	0	0	0	-1	4	NSH	13	1	0	1	-3	29
CHI	11	0	0	0	2	4	NYI	9	0	2	2	-4	4
COL	14	1	2	3	-4	15	NYR	8	0	1	1	-1	6
DAL	11	1	0	1	0	14	OTT	7	1	0	1	1	18
DET	7	0	1	1	-1	15	PHI	8	1	5	6	6	2
PIT	9	2	2	4	1	4	SEA	12	1	2	3	6	7
SEA	12	1	2	3	6	7	SJ	9	0	1	1	3	4
SJ	9	0	1	1	3	4	STL	15	3	3	6	6	21
STL	15	3	3	6	6	21	TB	8	1	5	6	5	5
TB	8	1	5	6	5	5	TOR	8	1	2	3	0	4
TOR	8	1	2	3	0	4	UTA	3	0	0	0	-1	5
UTA	3	0	0	0	-1	5	VAN	13	1	2	3	7	11
VAN	13	1	2	3	7	11	VGK	12	0	0	0	-11	6
VGK	12	0	0	0	-11	6	WPG	10	2	2	4	2	27
WPG	10	2	2	4	2	27	WSH	7	0	0	0	6	4
WSH	7	0	0	0	6	4							

MIDDLETON'S PROFESSIONAL CAREER																		
SEASON	TEAM	LEAGUE	GP	G	A	PTS	+/-	PIM	PP	SH	GW	S	S%	BS	H	TOI		
2012-13	Owen Sound	OHL	14	0	1	1	3	7	0	0	0	-	-	-	-	-	-	-
	Ottawa	OHL	15	1	3	4	-16	18	0	0	0	-	-	-	-	-	-	-
2013-14	Ottawa	OHL	65	2	21	23	-21	64	1	0	1	-	-	-	-	-	-	-
2014-15	Ottawa	OHL	64	4	23	27	11	62	2	0	0	-	-	-	-	-	-	-
2015-16	Ottawa	OHL	68	7	24	31	11	68	3	1	2	130	5.4	-	-	-	-	-
	Manchester	ECHL	2	0	1	1	1	0	0	0	0	1	0.0	-	-	-	-	-
2016-17	San Jose	AHL	50	1	8	9	11	56	0	0	1	43	2.3	-	-	-	-	-
2017-18	San Jose	AHL	67	6	22	28	-1	80	3	0	2	114	5.3	-	-	-	-	-
2018-19	SAN JOSE	NHL	3	0	1	1	-1	2	0	0	0	0	0.0	2	1	9:56		
	San Jose	AHL	57	5	14	19	16	67	0	0	0	94	5.3	-	-	-	-	-
2019-20	SAN JOSE	NHL	10	0	2	2	-2	9	0	0	0	9	0.0	5	18	10:46		
	San Jose	AHL	32	1	5	6	-13	52	0	1	0	50	2.0	-	-	-	-	-
2020-21	SAN JOSE	NHL	1	0	0	0	-2	2	0	0	0	1	0.0	1	2	8:44		
	San Jose	AHL	22	3	4	7	4	18	0	0	0	40	7.5	-	-	-	-	-
2021-22	SAN JOSE	NHL	45	3	6	9	3	69	0	0	0	51	5.9	89	89	19:03		
	MINNESOTA	NHL	21	1	4	5	7	13	0	0	0	22	4.5	35	29	17:55		
2022-23	MINNESOTA	NHL	79	3	12	15	15	72	0	0	0	79	3.8	155	115	19:02		
2023-24	MINNESOTA	NHL	80	7	18	25	-15	77	0	0	1	85	8.2	161	148	19:48		
2024-25	MINNESOTA	NHL	67	8	13	21	11	40	0	0	0	97	8.2	157	99	21:52		
WILD TOTALS			247	19	47	66	18	202	0	0	1	283	6.7	508	391	19:57		
NHL TOTALS			306	22	56	78	16	284	0	0	1	344	6.4	605	501	19:23		

MIDDLETON'S PROFESSIONAL PLAYOFF CAREER																		
SEASON	TEAM	LEAGUE	GP	G	A	PTS	+/-	PIM	PP	SH	GW	S	S%	BS	H	TOI		
2014-15	Ottawa	OHL	6	1	1	2	-5	4	1	0	0	-	-	-	-	-	-	-
2015-16	Ottawa	OHL	5	0	2	2	-3	2	0	0	0	8	0.0	-	-	-	-	-
	Manchester	ECHL	5	0	0	0	-2	0	0	0	0	5	0.0	-	-	-	-	-
2016-17	San Jose	AHL	13	0	4	4	2	10	0	0	0	36	0.0	-	-	-	-	-
2017-18	San Jose	AHL	4	0	1	1	-4	0	0	0	0	7	0.0	-	-	-	-	-
2018-19	San Jose	AHL	4	0	0	0	-5	0	0	0	0	2	0.0	-	-	-	-	-
2020-21	San Jose	AHL	4	0	2	2	1	0	0	0	0	8	0.0	-	-	-	-	-
2021-22	MINNESOTA	NHL	6	0	1	1	6	2	0	0	0	9	0.0	11	7	16:54		
2022-23	MINNESOTA	NHL	6	0	2	2	-2	8	0	0	0	7	0.0	24	15	20:31		
2024-25	MINNESOTA	NHL	6	0	2	2	3	2	0	0	0	7	0.0	19	13	21:59		
WILD/NHL TOTALS			18	0	5	5	7	12	0	0	0	23	0.0	54	35	19:48		

MIDDLETON'S CAREER HIGHLIGHTS																		
Goals, Game: 1 – 14 times					+/-, Game: 4 – vs. COL, 4/29/22					Assist Streak: 3g – 4/13-4/18/24								
Assists, Game: 3 – vs. EDM, 10/24/23					Shots, Game: 5 – two times					Point Streak: 3g – 4/13-4/18/24								
Points, Game: 3 – two times					TOI, Game: 27:15 – vs. VAN, 12/16/23					Career Hat Tricks: None								
PIM, Game: 14 – at ANA, 11/9/22					Goal Streak: 2g – 10/29-11/2/23					Career Shootout: 0-0								



NO 23

MARCO
ROSSI
(RAH-see)

CENTER

Shoots: Left
Ht: 5-9 • Wt: 196
Born: 9/23/01
Feldkirch, AUT

▶ 2024-25 HIGHLIGHTS

- Ranked first on the team in PPG, second in assists and points and third in goals.
- Set career-highs in goals, assists, points, PPG, PPA and GWG.
- Has played in 167 consecutive regular-season games dating back to the 2022-23 season, the longest such streak among Wild players.
- Reached 101 career points with two assists (0-2=2) vs. SJS (4/9).
- Won 9-of-11 draws taken (81.8 pct) at VAN (3/7), marking the third-highest faceoff percentage of season (min. five face offs taken).
- Notched his 30th assist of the season at COL (2/28) to become the second Austrian player in NHL history to reach the 30-assist mark in a single campaign (Thomas Vanek, 7x).
- Recorded a three-game goal and point streak (3-1=4) from 2/8 - 2/25, tying career-long goal streak.
- Scored the game-winning goal in overtime at DET (2/22).
- Notched three assists (0-3=3) vs. CGY (1/25).
- Recorded a career-high 24:51 vs. EDM (1/15) and scored a goal.
- Named the NHL's First Star of the Week after recording eight points (3- 5=8) in three games for the period ending Jan. 5.
- Posted four assists at CAR (1/4), establishing new career highs for most assists and points in a game.
- Posted three points (2-1=3) and tied his season and career highs with two goals, seven shots and a plus-3 rating vs. NSH (12/31). Also won a career-high 12 faceoffs vs. NSH (12/31) out of 15 total faceoffs taken.
- Scored a game-tying goal with 46 seconds left in regulation at UTA (12/10), finishing the game with a career-best-tying plus-3 rating.
- Recorded a career-long six-game point streak (3-4=7) from 10/12-10/24.
- Posted a career-best three-game goal streak (3-0=3) from 10/12-10/22.

▶ CAREER

- Is the third Austrian player with multiple 20-goal seasons in the NHL, joining Thomas Vanek (11x) and Michael Grabner (4x). Also the third Austrian player with 50 points in a season, joining Vanek (9x) and Grabner (1x).
- Named to the NHL All-Rookie Team in 2023-24.
- Ranked second in goals, T-3rd in shots, T-4th GWG and fifth in scoring among NHL rookies in 2023-24.
- Ranked T-4th on team in goals, sixth in shots on goal and seventh in scoring in 2023-24.
- One of two Wild players (Faber) to appear in all 82 games during 2023-24 season.
- Joined Faber and Kaprizov as the only rookies in franchise history to eclipse 40 points in a single season (2023-24).
- Became second rookie in franchise history to record 20 goals (Kaprizov, 27).
- Appeared in 100th career NHL game at VGK (4/12/24).
- Registered first career OT goal in 4-3 OT win at CBJ (1/6/24).
- Tallied 10th goal of season vs. CGY (12/14/23) to become third fastest Wild rookie to record 10 goals in season (27 GP) - Kaprizov and Boldy (25 GP).
- Collected two goals including GWG vs. CHI (12/3/23) for first career multi-goal game.
- Tallied first career multi-point game with two points (1-1=2) vs. NJ (11/2/23).
- Tallied first career NHL goal at TOR (10/14/23, Samsonov).
- Collected six points (1-5=6) in seven games for Austria at 2023 IIHF World Championship. Led team in scoring, assists and shots on goal (20) and named one of Austria's top three players of the tournament.
- Tallied an assist for first NHL point vs. MTL (11/1/22).
- Made NHL debut at BOS (1/6/22).
- Ranked T-6th among AHL rookies in assists and seventh in scoring in 2021-22.
- Served as captain for Austria at 2021 IIHF World Junior Championship.
- Missed 2020-21 season due to complications from COVID-19.
- Became second-highest Austrian-born player selected in NHL Entry Draft and fifth taken in the first round: Thomas Vanek (No. 5, 2003), Marco Kasper (No. 8, 2022), Michael Grabner (No. 14, 2006), Andre Burakovsky (No. 23, 2013) and Marko Dano (No. 27, 2013).

▶ PLAYOFF HIGHLIGHTS

- Posted a two-game goal streak (2-1=3) in Game 3 and 4 of First Round vs. VGK (4/24 - 4/26/25).
- Made his Stanley Cup Playoff debut in Game 1 of the 2025 First Round at VGK (4/24/25), scoring a goal and recording an assist.

▶ CAREER TRANSACTIONS

- Selected by Minnesota in the first round (ninth overall) of the 2020 NHL Draft.
- Signed through 2024-25. Becomes a restricted free agent 2025-26.

▶ PERSONAL

- His father, Michael, played professional hockey for 20 years, primarily with VEU Feldkirch in Austria.
- Lists Peaky Blinders as his favorite TV show and the show's star, Cillian Murphy, as his favorite actor.
- Enjoys watching soccer. His favorite club is Barcelona FC and his favorite player is Lionel Messi.

ROSSI VS. NHL

TEAM	GP	G	A	PTS	+/-	PIM	TEAM	GP	G	A	PTS	+/-	PIM	TEAM	GP	G	A	PTS	+/-	PIM
ANA	7	3	3	6	7	0	EDM	6	2	0	2	-5	0	SEA	8	1	2	3	-1	0
ARI	4	0	0	0	-1	4	FLA	4	2	0	2	-2	0	SJ	7	1	3	4	0	2
BOS	6	0	1	1	-1	4	LA	8	0	2	2	-4	6	STL	8	4	1	5	7	2
BUF	4	1	1	2	0	0	MTL	6	3	4	7	2	19	TB	4	1	3	4	2	0
CAR	4	0	5	5	4	6	NJ	4	1	1	2	2	2	TOR	4	1	2	3	0	2
CBJ	4	2	0	2	1	0	NSH	9	2	4	6	-5	6	UTA	4	1	1	2	3	4
CGY	6	2	6	8	3	4	NYI	4	1	0	1	1	2	VAN	7	1	2	3	-2	2
CHI	9	4	2	6	2	0	NYR	5	2	0	2	-7	0	VGK	6	1	0	1	-6	0
COL	8	0	3	3	-7	2	OTT	5	1	0	1	-3	0	WPG	8	2	1	3	-1	2
DAL	7	1	3	4	-1	0	PHI	4	1	1	2	-2	2	WSH	5	2	2	4	1	6
DET	5	2	2	4	6	6	PIT	5	0	1	1	-2	2							

ROSSI'S PROFESSIONAL CAREER

SEASON	TEAM	LEAGUE	GP	G	A	PTS	+/-	PIM	PP	SH	GW	S	S%	BS	H	TOI	FO%
2018-19	Ottawa	OHL	53	29	36	65	51	32	-	-	-	-	-	-	-	-	-
2019-20	Ottawa	OHL	56	39	81	120	69	40	-	-	-	-	-	-	-	-	-
2021-22	Iowa	AHL	63	18	35	35	11	46	5	0	2	157	11.5	-	-	-	-
	MINNESOTA	NHL	2	0	0	0	-1	4	0	0	0	5	0.0	1	1	15:35	31.8
2022-23	Iowa	AHL	53	16	35	51	5	46	6	0	2	133	12.0	-	-	-	-
	MINNESOTA	NHL	19	0	1	1	-7	8	0	0	0	13	0.0	9	6	12:31	47.3
2023-24	MINNESOTA	NHL	82	21	19	40	-4	47	2	0	2	167	12.6	37	35	16:43	44.7
2024-25	MINNESOTA	NHL	82	24	36	60	3	26	7	0	3	136	17.6	41	62	18:14	46.8
WILD/NHL TOTALS			185	45	56	101	-9	85	9	0	5	321	14.0	88	104	16:57	45.8

ROSSI'S PROFESSIONAL PLAYOFF CAREER

SEASON	TEAM	LEAGUE	GP	G	A	PTS	+/-	PIM	PP	SH	GW	S	S%	BS	H	TOI	FO%
2018-19	Ottawa	OHL	17	6	16	22	1	18	-	-	-	-	-	-	-	-	-
2022-23	Iowa	AHL	2	1	1	2	0	2	1	0	0	4	25.0	-	-	-	-
2024-25	MINNESOTA	NHL	6	2	1	3	0	6	0	0	0	9	22.2	3	7	11:07	48.9
NHL/WILD TOTALS			6	2	1	3	0	6	0	0	0	9	22.2	3	7	11:07	48.9

ROSSI'S CAREER HIGHLIGHTS

Goals, Game: 2 – three times
Assists, Game: 2 – two times
Points, Game: 3 – vs. MTL, 12/21/23
PIM, Game: 17 – vs. MTL, 12/21/23

+/-, Game: 3 – vs. DET, 12/27/23
Shots, Game: 7 – vs. STL, 3/23/24
TOI, Game: 22:44 – vs. NYR, 11/4/23
Goal Streak: 2g – three times

Assist Streak: 2g – three times
Point Streak: 4g – 11/12-11/24/23
Career Hat Tricks: None
Career Shootout: 0-1



NO 46

JARED SPURGEON

(SPUHR-juhn)

DEFENSEMAN

Shoots: Right

Ht: 5-9 • Wt: 174

Born: 11/29/89

Edmonton, AB, CAN

▶ 2024-25 HIGHLIGHTS

- Ranked first among team defensemen in points, second on team in blocked shots and fifth in assists.
- Notched the 145th and 146th primary assists of his career vs. LAK (3/17) to overtake Mikael Granlund (145) for the secondmost in franchise history (Koivu, 269).
- Had six blocked shots at VAN (3/7), tied season-high.
- Tallied two points (1-1=2) at SEA (3/4), to pass Ryan Suter for sixth-most multi-point games in team history (73).
- Recorded two assists (0-2=2) vs. NYI (2/8), tying Ryan Suter for sixth in Wild history with 72 multi-assist games.
- Tallied 401st career point at MTL (1/30), moved into third all-time in franchise history.
- Recorded 400th point with goal (GWG) at TOR (1/29), fourth player and first defensemen to reach mark in team history
- Skated in 900th career game vs. NSH (1/24).
- Pushed his career TOI total to 19,726:58 with 24:08 skated at UTA (12/10), passing Mikko Koivu (19,718:08 TOI) for most in team history.
- Scored GWG in OT vs. NSH (11/30) for second straight GWG.
- Tallied two goals and a plus-3 rating vs. CHI (11/29), eighth career multi-goal game.

▶ CAREER

- Ranks first in franchise history in plus/minus rating and blocked shots, second in games played and minutes, third in assists, fourth in scoring and shots.
- Franchise leader in games played, goals, points, PPG, GWG, blocked shots, plus/minus rating, shots on goal and hits by a defenseman, ranks second in assists and PPP (123).
- Owns the fewest penalty minutes among active NHL defensemen that have played in at least 800 games since entering the League in 2010-11.
- Tallied an assist on a GWG vs. NSH to become all-time leading scorer among defensemen in team history (2/19/23).
- Skated in 800th career game at EDM, becoming the 10th active defenseman to play 800 games with same team (12/12/22).
- Recorded 100th career NHL goal at BOS (10/22/22), becoming the first defenseman and ninth player in franchise history to reach that mark.
- Ranked T-1st on team in OT goals (2), second in plus/minus rating, third in TOI/game and T-5th in assists in 2021-22.
- Led team defensemen in scoring and goals in 2021-22.
- Recorded career-best, seven-game assist/point streak (1-7=8, 3/29-4/10/22). Tied franchise record for longest assist/point streak by defenseman.
- Played in 744th career NHL game at PHI (3/3/22) to become all-time games played leader by a Wild defenseman.
- Tied career best/franchise record with plus-5 rating vs. DAL (11/18/21). Third career plus-5 game.
- Finalist for the 2020-21 Lady Byng Memorial Trophy.
- Recorded assist vs. STL (4/29/21) for 300th career NHL point to become eighth player/second defenseman in team history to reach milestone.
- Tallied career-high three PPA vs. COL (4/7/21) - third PPA was 100th career PPP - seventh player/second defenseman in team history to reach milestone.
- Registered 200th career assist vs. COL (1/31/21) - seventh player/second defenseman in franchise history to reach milestone.
- Named second captain in team history (1/3/21).
- Ranked T-11th among NHL defensemen in goals in 2019-20.
- Notched first career hat trick at EDM (2/21/20) and became 12th different defenseman in NHL history to record natural hat trick.
- Notched three points (1-2=3) and plus-5 rating vs. OTT (11/29/19). Plus/minus rating tied franchise record.
- Recorded franchise-record nine blocked shots at COL (10/11/14).
- Ranked second in scoring among team defensemen and third in TOI/game in 2012-13.
- Set team record for defenseman with plus-5 rating (w/Clayton Stoner) at DAL (3/25/13).

▶ PLAYOFF HIGHLIGHTS

- Franchise's all-time leader in assists, blocked shots and PPP (15), ranks T-1st in games played in the playoffs.
- All-time leader among Wild defensemen in scoring, goals, and PPG in the postseason.
- Led the team with a plus-5 rating in the 2025 First Round vs. VGK.
- Registered a playoff career-best, three game point/assist streak (0-3=3) in Games 3-5 of 2022 First Round series vs. STL.
- Led team in blocked shots and ranked T-1st in assists and points in 2021 playoffs.
- Tallied two goals and career-best three points (1-2=3) in Game 1 of Qualifying Round at VAN (8/2/20).
- Led team in blocked shots and ranked first among team defensemen in scoring during 2016 playoffs.
- Tallied game-tying goal with 2:27 left in regulation in Game 7 of 2014 First Round at COL (4/30/14).

- Recorded first career playoff goal in Game 4 of 2014 First Round vs. COL (4/24/14, Varlamov).
- Made Stanley Cup Playoff debut in 2013 and led team in blocked shots.

▶ CAREER TRANSACTIONS

- Signed as a free agent by Minnesota on Sept. 23, 2010; Selected by N.Y. Islanders in the sixth round (156th overall) of the 2008 NHL Draft.
- Signed through 2026-27. Becomes an unrestricted free agent 2027-28.

▶ PERSONAL

- He and his wife, Danielle, have four children; Zach, Colbie, Jayce and Myer.
- He enjoys spending time at the lake and playing tennis during the off-season.
- His favorite TV shows include Peaky Blinder and Ted Lasso.
- His brother, Tyler, is a forward for ECDC Memmingen in Germany.

SPURGEON VS. NHL

TEAM	GP	G	A	PTS	+/-	PIM	TEAM	GP	G	A	PTS	+/-	PIM	TEAM	GP	G	A	PTS	+/-	PIM
ANA	42	7	11	18	2	6	EDM	36	8	5	13	4	6	SEA	10	1	4	5	6	2
ARI	37	6	17	23	19	2	FLA	20	2	10	12	3	2	SJ	43	8	11	19	8	10
BOS	17	1	7	8	-2	4	LA	42	4	11	15	6	4	STL	53	4	12	16	2	6
BUF	20	5	6	11	9	6	MTL	21	4	7	11	10	8	TB	18	4	6	10	5	10
CAR	18	1	14	15	3	2	NJ	16	3	9	12	6	4	TOR	21	3	7	10	0	6
CBJ	26	2	11	13	3	6	NSH	42	4	13	17	-7	10	UTA	4	0	0	0	1	2
CGY	44	5	10	15	5	6	NYI	21	3	7	10	7	2	VAN	43	4	15	19	6	4
CHI	45	7	14	21	17	4	NYR	21	2	4	6	-4	2	VGK	21	4	6	10	-5	4
COL	61	5	15	20	10	12	OTT	20	5	6	11	7	6	WPG	43	1	16	17	-1	8
DAL	47	6	16	22	4	10	PHI	18	1	8	9	5	2	WSH	14	4	5	9	-2	0
DET	29	0	9	9	-3	2	PIT	20	3	7	10	1	2							

SPURGEON'S CAREER STATISTICS

SEASON	TEAM	LEAGUE	GP	G	A	PTS	+/-	PIM	PP	SH	GW	S	S%	BS	H	TOI
2010-11	MINNESOTA	NHL	53	4	8	12	-1	2	2	0	1	38	10.5	45	37	15:04
	Houston	AHL	23	2	7	9	-5	10	1	0	0	34	5.9	-	-	-
2011-12	MINNESOTA	NHL	70	3	20	23	-4	6	2	0	1	92	3.3	95	36	21:35
2012-13	MINNESOTA	NHL	39	5	10	15	1	4	4	0	2	67	7.5	55	46	21:33
2013-14	MINNESOTA	NHL	67	5	21	26	15	16	2	0	1	91	5.5	107	80	22:38
2014-15	MINNESOTA	NHL	66	9	16	25	3	6	3	0	2	128	7.0	124	48	22:37
2015-16	MINNESOTA	NHL	77	11	18	29	11	14	5	0	2	122	9.0	157	51	22:41
2016-17	MINNESOTA	NHL	76	10	28	38	33	20	1	0	2	144	6.9	140	49	24:01
2017-18	MINNESOTA	NHL	61	9	28	37	-6	8	3	0	2	110	8.2	127	64	24:32
2018-19	MINNESOTA	NHL	82	14	29	43	-1	20	4	0	0	152	9.2	145	91	24:09
2019-20	MINNESOTA	NHL	62	12	20	32	-1	18	3	0	2	112	10.7	102	61	22:34
2020-21	MINNESOTA	NHL	54	7	18	25	-2	6	3	0	0	94	7.4	102	52	22:05
2021-22	MINNESOTA	NHL	65	10	30	40	32	10	0	0	2	116	8.6	83	44	21:09
2022-23	MINNESOTA	NHL	79	11	23	34	32	14	1	0	3	149	7.4	179	66	21:49
2023-24	MINNESOTA	NHL	16	0	5	5	5	2	0	0	0	21	0.0	29	14	23:19
2024-25	MINNESOTA	NHL	66	7	25	32	8	14	1	0	3	107	6.5	119	53	20:27
WILD/NHL TOTALS			933	117	299	416	125	160	34	0	23	1,543	7.6	1609	792	22:06

SPURGEON'S CAREER PLAYOFF STATISTICS

SEASON	TEAM	LEAGUE	GP	G	A	PTS	+/-	PIM	PP	SH	GW	S	S%	BS	H	TOI
2010-11	Houston	AHL	23	1	10	11	5	10	1	0	0	-	-	-	-	-
2012-13	MINNESOTA	NHL	5	0	0	0	-3	2	0	0	0	8	0.0	14	0	21:15
2013-14	MINNESOTA	NHL	13	3	3	6	0	2	1	0	0	22	13.6	26	21	24:04
2014-15	MINNESOTA	NHL	10	1	3	4	0	4	1	0	0	11	9.1	21	4	21:20
2015-16	MINNESOTA	NHL	6	2	3	5	1	4	2	0	0	10	20.0	19	10	26:00
2016-17	MINNESOTA	NHL	5	0	1	1	-1	0	0	0	0	13	0.0	10	6	25:20
2017-18	MINNESOTA	NHL	5	0	1	1	-4	0	0	0	0	3	0.0	8	3	21:48
2019-20	MINNESOTA	NHL	4	2	2	4	-1	4	1	0	0	7	28.6	7	6	22:48
2020-21	MINNESOTA	NHL	7	0	3	3	-6	0	0	0	0	7	0.0	21	14	22:55
2021-22	MINNESOTA	NHL	6	0	3	3	1	4	0	0	0	9	0.0	7	2	20:33
2022-23	MINNESOTA	NHL	6	0	2	2	-6	4	0	0	0	7	0.0	15	6	24:07
2024-25	MINNESOTA	NHL	6	1	0	1	5	0	0	0	0	12	8.3	17	4	22:51
WILD/NHL TOTALS			73	9	21	30	-14	24	5	0	0	109	8.3	165	76	23:01

SPURGEON'S CAREER HIGHLIGHTS

Goals, Game: 3 – at EDM, 2/21/20

Assists, Game: 3 – three times

Points, Game: 3 – 10 times

PIM, Game: 4 – three times

+/-, Game: 5 – three times

Shots, Game: 8 – vs. BUF, 11/13/14

TOI, Game: 31:06 – vs. COL, 1/24/17

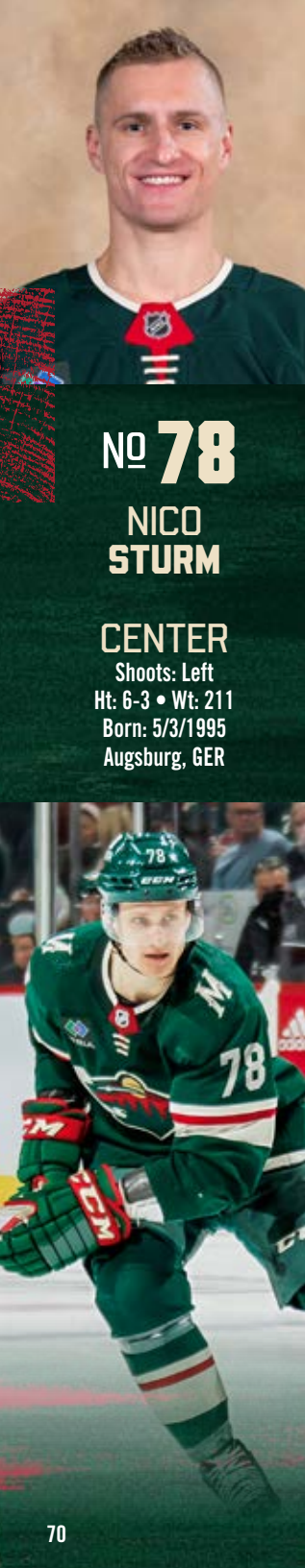
Goal Streak: 2g – seven times

Assist Streak: 7g – 3/29-4/10/22

Point Streak: 7g – 3/29-4/10/22

Career Hat Tricks: One

Career Shootout: 0-2



NO 78

NICO
STURM

CENTER

Shoots: Left
Ht: 6-3 • Wt: 211
Born: 5/3/1995
Augsburg, GER

► 2024-25 HIGHLIGHTS

- Member of Stanley Cup champion Florida Panthers.
- Finished the season ranked fifth in the NHL in faceoff win percentage (min. 400 FOs).
- Established a single-season career high in hits.
- Won a season-high 12 faceoffs (out of 16) vs. NYR (4/14).
- Notched assist at WSH (3/22) for first point with Florida.
- Scored his first shorthanded goal of the season at DET (1/14).
- Skated in his 300th NHL game at EDM (12/21).

► CAREER

- Recorded three points (1-2=3) in six games for Germany at 2024 IIHF World Championship.
- Ranked fourth in the NHL with a career-best 60.1 faceoff win percentage in 2023-24. Faceoff win percentage ranked first in the NHL amongst players that took at least 800 faceoffs.
- Won a career-high 17 faceoffs (out of 20, 85%) at CAR (10/27/03).
- Tallied eight points (6-2=8) in 10 games to help Germany claim the silver medal at 2023 IIHF World Championship. Ranked T-1st on team (T-4th in tournament) in goals and T-3rd in scoring and named one of Germany's top three players.
- Set career highs in goals, assists, points, shots on goal, TOI/game and blocked shots in 2022-23.
- Tallied first career shorthanded goal at NJ (11/24/21).
- Ranked T-3rd among NHL rookies in plus/minus rating and T-10th in goals in 2020-21.
- Ranked T-4th on team in goals and T-5th in plus/minus rating in 2020-21.
- Notched first career GWG vs. ANA (3/24/21).
- Tallied first two NHL regular season goals in third period at COL (2/24/21, Grubauer).
- Recorded an assist for first career NHL point at ARI (12/19/19).
- Ranked T-11th in goals and T-12th in scoring among AHL rookies in 2019-20.
- Made NHL debut vs. BOS (4/4/19).
- Led Clarkson University with a plus-23 rating and tallied 12 multi-point games in 2018-19.
- Won 392-of-677 faceoffs (57.9%) and served as team co-captain during junior season.
- Ranked T-4th in assists, T-10th in scoring and T-11th in points per game (1.15) in the NCAA in 2018-19.
- Ranked T-5th in plus/minus rating among NCAA forwards in 2018-19.
- Named a First-Team CCM/AHCA All-American, a Top Ten Hobey Baker Award Finalist and a finalist for the ECAC Hockey Player of the Year Award in 2018-19.
- Named the ECAC Hockey Best Defensive Forward in 2018-19 for second consecutive season.
- Named to the 2019 ECAC All-Tournament Team and an ECAC First-Team All-League selection.
- Led the NCAA with a 61.7% faceoff percentage (443-of-718) in 2017-18.
- Ranked T-4th among NCAA forwards in plus/minus rating in 2017-18.
- Named the ECAC Hockey Best Defensive Forward, to the ECAC Third All-Star Team and the ECAC Hockey All-Academic Team in 2017-18.
- Ranked sixth in faceoff percentage 56.2% among NCAA freshmen that took more than 100 faceoffs.
- Named to the 2016-17 ECAC All-Rookie Team and to the ECAC Hockey All-Academic Team.
- Helped Tri-City win Clark Cup Championship in 2015-16.
- Skated in six games for Germany at 2015 IIHF World Junior Championship.
- Led team in goals, GWG (3) and playoff scoring as Austin advanced to the 2014-15 Robertson Cup Final.

► PLAYOFF HIGHLIGHTS

- One of two players in NHL history from Germany to win the Stanley Cup twice (Tom Kühnhackl).
- Appeared in eight playoff contests to help Florida win the 2025 Stanley Cup.
- Tallied two assists in 13 playoff games to help Colorado capture the 2022 Stanley Cup.
- Led team in plus/minus rating during 2021 playoffs.
- Recorded a goal in Game 5 and an assist in Game 6 of 2021 Western Conference First Round series vs. Vegas for first career playoff point streak.
- Tallied first career NHL goal in Game 4 of Qualifying Round vs. VAN (8/7/20, Markstrom) to become the second player in team history to record first career NHL goal in the playoffs.
- Made Stanley Cup Playoff debut in Game 3 of Qualifying Round vs. VAN (8/6/20).

► CAREER TRANSACTIONS

- Signed by Minnesota as a free agent, July 1, 2025; Acquired by Florida with a seventh-round selection in the 2027 NHL Draft from the San Jose Sharks in exchange for a fourth-round selection in the 2026 NHL Draft, March 6, 2025; Signed by San Jose as a free agent, July 13, 2022; Acquired by Colorado from Minnesota in exchange for Tyson Jost, March 15, 2022; Signed by Minnesota as a free agent, April 1, 2019.
- Signed through 2026-27. Becomes an unrestricted free agent 2027-28.

► PERSONAL

- Enjoys flight simulator and watching soccer in his free time.
- He collects soccer panini pictures (sticker album for World Cups every four years). He started his collection with the 2002 World Cup.
- His favorite video game to play is NHL 2004.

STURM VS. NHL

TEAM	GP	G	A	PTS	+/-	PIM	TEAM	GP	G	A	PTS	+/-	PIM	TEAM	GP	G	A	PTS	+/-	PIM
ANA	21	3	6	9	1	8	EDM	11	0	1	1	-9	2	PIT	8	0	1	1	-4	0
ARI	15	3	5	8	9	2	FLA	7	0	0	0	-2	0	SEA	10	1	1	2	-1	0
BOS	8	1	1	2	2	0	LA	17	3	2	5	5	4	SJ	10	1	0	1	2	2
BUF	7	1	0	1	0	0	MIN	10	2	0	2	-2	0	STL	17	3	3	6	-6	9
CAR	7	0	1	1	-1	6	MTL	7	2	2	4	0	0	TB	9	1	1	2	-6	9
CBJ	7	1	1	2	1	0	NJ	8	3	0	3	4	2	TOR	5	0	0	0	-1	0
CGY	13	2	2	4	1	14	NSH	8	2	0	2	-4	0	UTA	3	0	0	0	-3	4
CHI	10	2	3	5	-1	0	NYI	8	1	2	3	3	2	VAN	9	1	0	1	-9	4
COL	16	2	0	2	-7	6	NYR	6	1	1	2	-2	0	VGK	20	3	3	6	-2	6
DAL	11	1	5	6	-3	0	OTT	5	1	0	1	2	0	WPG	15	0	3	3	-2	2
DET	7	3	0	3	-1	0	PHI	8	1	0	1	-1	2	WSH	8	1	2	3	-2	2

STURM'S PROFESSIONAL CAREER

SEASON	TEAM	LEAGUE	GP	G	A	PTS	+/-	PIM	PP	SH	GW	S	S%	BS	H	TOI	F0%
2016-17	Clarkson	ECAC	39	8	13	21	4	37	2	0	1	46	17.4	15	—	—	56.2
2017-18	Clarkson	ECAC	40	14	23	37	20	14	5	2	3	81	17.3	23	—	—	61.7
2018-19	MINNESOTA	NHL	2	0	0	0	0	0	0	0	0	7	0.0	2	3	25:34	29.4
	Clarkson	ECAC	39	14	31	45	23	29	1	1	2	94	14.9	35	—	—	57.9
2019-20	MINNESOTA	NHL	6	0	2	2	2	0	0	0	0	2	0.0	5	6	11:54	53.1
	Iowa	AHL	55	12	20	32	9	18	3	0	4	125	9.6	—	—	—	—
2020-21	MINNESOTA	NHL	50	11	6	17	10	17	0	0	2	64	17.2	26	48	10:51	51.5
2021-22	MINNESOTA	NHL	53	9	8	17	-5	8	1	1	0	73	12.3	22	61	11:32	52.0
	COLORADO	NHL	21	0	3	3	-2	6	0	0	0	28	0.0	7	38	12:48	54.6
2022-23	SAN JOSE	NHL	74	14	12	26	-13	23	0	1	1	119	11.8	45	100	14:43	55.8
2023-24	SAN JOSE	NHL	63	5	8	13	-25	12	0	1	0	69	7.2	39	75	14:39	60.1
2024-25	SAN JOSE	NHL	47	7	6	13	-4	13	0	1	1	38	18.4	25	70	10:07	62.7
	FLORIDA	NHL	15	0	1	1	-2	7	0	0	0	21	0.0	9	37	11:17	51.0
WILD TOTALS			111	20	16	36	7	25	1	1	2	146	13.7	55	118	11:16	51.3
NHL TOTALS			331	46	46	92	-39	86	1	4	4	421	10.9	180	438	12:37	56.5

STURM'S PROFESSIONAL PLAYOFF CAREER

SEASON	TEAM	LEAGUE	GP	G	A	PTS	+/-	PIM	PP	SH	GW	S	S%	BS	H	TOI	F0%
2019-20	MINNESOTA	NHL	2	1	0	1	-1	0	0	0	0	1	100	0	3	11:08	50.0
2020-21	MINNESOTA	NHL	7	1	1	2	1	0	0	0	0	6	16.7	4	15	11:06	38.5
2021-22	COLORADO	NHL	13	0	2	2	2	2	0	0	0	9	0.0	9	27	08:26	30.8
2024-25	FLORIDA	NHL	8	0	0	0	-3	0	0	0	0	3	0.0	2	16	08:58	41.0
WILD TOTALS			9	2	1	3	0	0	0	0	0	7	28.6	4	18	11:07	40.0
NHL TOTALS			30	2	3	5	-1	2	0	0	0	19	10.5	15	61	9:23	37.4

STURM'S CAREER HIGHLIGHTS

Goals, Game: 2 – two times
Assists, Game: 2 – three times
Points, Game: 3 – vs. MTL, 1/24/22
PIM, Game: 7 – vs. CGY, 12/28/24

+/-, Game: 3 – two times
Shots, Game: 6 – at ANA, 1/18/21
TOI, Game: 19:11 – at NSH, 10/21/23
Goal Streak: 2g – four times

Assist Streak: 2g – three times
Point Streak: 3g – two times
Career Hat Tricks: None
Career Shootout: 0-0



NO 91
VLADIMIR TARASENKO
(vla-DIH-meer
ta-rah-SEHN-koh)
RIGHT WING
Shoots: Left
Ht: 6-0 • Wt: 222
Born: 12/13/1991
Yaroslavl, RUS

► 2024-25 HIGHLIGHTS

- Tallied 300th career NHL goal vs. TB (2/8).
- Played in 800th career NHL game at EDM (1/30).
- Collected season highs with two goals vs. SJ (1/14) and two assists vs. SEA (1/12).
- Skated season-high 20:03 vs. BOS (11/23).
- Recorded season-best, four-game assist streak (0-4=4, 11/13-11/18).

► CAREER

- Reached the 30-goal mark six times and the 70-point mark four times.
- Played in four NHL All-Star Games (2015, 2016, 2017 and 2023)
- Named to the NHL Second All-Star Team in 2015 and 2016.
- Scored a goal for 600th career NHL point at BUF (1/11/24)
- Set career highs in points, assists, GWG (T-6th in NHL) and blocked shots in 2021-22.
- Collected two assists in three games for the Russian Olympic Committee at the 2021 IIHF World Championship.
- Set career bests in shots on goal (5th in NHL) and hits in 2017-18.
- Finalist for 2016-17 Lady Byng Memorial Trophy.
- Ranked T-4th in the NHL in goals, T-5th in GWG, sixth in shots on goal and tenth in scoring in 2016-17. Set career high in games played.
- Tallied two goals in four games for Russia at the 2016 World Cup of Hockey.
- Ranked fourth in the NHL in goals and shots on goals and T-8th in PPG in 2015-16.
- Set career highs in goals and PPG in 2015-16.
- Recorded seven points (4-3=7) in nine games to help Russia claim the silver medal at the 2015 IIHF World Championship.
- Ranked T-5th in the NHL in goals, T-7th in plus/minus rating and T-10th in scoring in 2014-15.
- Represented Russia at the 2014 Winter Olympics in Sochi, Russia, and recorded one assist in five games. His father, Andrei, scored two goals for Russia at the 1994 Lillehammer Olympics.
- Notched first career hat trick (3-1=4) and GWG in 4-3 overtime win at DAL (10/28/14).
- Tallied five points (3-2=5) in his first two NHL games and was named NHL Rookie of the Month for January 2013.
- Scored two goals (GWG) on his first two shots in NHL debut vs. DET (1/19/13, Howard).
- Selected to the KHL All-Star Game in 2012 and 2013 (did not play in 2013).
- Helped Russia win the gold medal at the 2011 IIHF World Junior Championship with 11 points (4-7=11) and a plus-eight rating in seven games. Ranked T-2nd in tournament scoring and named one of Russia's top three players.
- Tallied five points (4-1=5) in six games for Russia at the 2010 IIHF World Junior Championship.
- Recorded 15 points (8-7=15) and a plus-seven rating to help Russia earn a silver medal at the 2009 IIHF World Under-18 Championship. Ranked second in scoring and goals and named to tournament All-Star Team.

► PLAYOFF HIGHLIGHTS

- Helped St. Louis (2019) and Florida (2024) both win their first ever first Stanley Cup championship.
- Scored GWG in Game 6 of 2024 Eastern Conference Final vs. NYR (6/1/24).
- Recorded second career playoff hat trick in Game 5 of 2022 Western Conference First Round at MIN (5/10/22, Fleury).
- Led NHL in shots on goal, ranked T-2nd in PPG and GWG, third in goals and T-8th in scoring in 2019 playoffs.
- Collected a playoff career-best, eight-game point streak in 2019 (5-5=10, 5/11-5/29/19).
- Ranked T-5th in the NHL in playoff goals in 2016.
- Tallied first career playoff hat trick in Game 2 of the 2015 Western Conference First Round at MIN (4/18/15, Dubynk).
- Scored first career playoff goal in Game 1 of 2014 Western Conference First Round vs. CHI (4/17/14, Crawford).
- Made NHL playoff debut in Game 4 of 2013 Western Conference First Round at LA (5/6/13).

► CAREER TRANSACTIONS

- Acquired by Minnesota from Detroit in exchange for future considerations, June 30, 2025; Signed by Detroit as a free agent, July 3, 2024; Acquired by Florida from Ottawa in exchange for a third-round selection in the 2025 NHL Draft (Maxim Schafer) and a third-round selection in the 2026 NHL Draft, March 6, 2024; Signed by Ottawa as a free agent, July 27, 2023; Acquired by New York Rangers with Niko Mikkola from St. Louis in exchange for Sammy Blais, Hunter Skinner, a conditional first-round selection in the 2023 NHL Draft (Theo Lindstein) and a fourth-round selection in the 2024 NHL Draft (Adam Jecho), Feb. 9, 2023; Selected by St. Louis in the first round (16th overall) of the 2010 NHL Draft; Draft pick rights acquired by St. Louis from Ottawa

in exchange for David Rundblad, June 25, 2010; .

- Signed through 2025-26. Becomes an unrestricted free agent 2026-27.

► PERSONAL

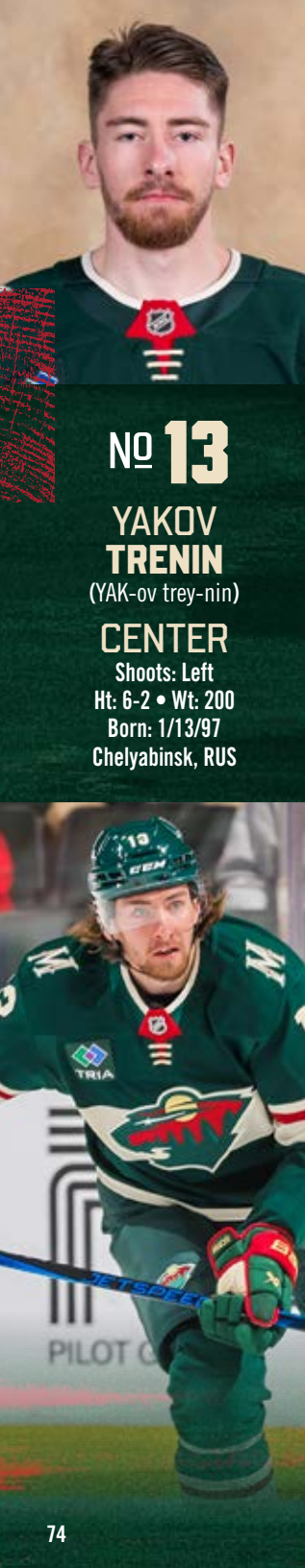
- Is married to his wife, Yana, and has three children; Mark, Aleksandr and Artem.
- His father, Andrei, played professional hockey in Russia and was a member Russia's 1994 Olympic Team.
- Considers "Numb" by Linkin Park the best song of all time.

TARASENKO VS. NHL																											
TEAM	GP	G	A	PTS	+/-	PIM	TEAM	GP	G	A	PTS	+/-	PIM	TEAM	GP	G	A	PTS	+/-	PIM	TEAM	GP	G	A	PTS	+/-	PIM
ANA	29	7	11	18	1	11	EDM	30	13	10	23	8	15	PIT	21	4	9	13	2	18	SEA	9	1	7	8	3	0
ARI	26	10	12	22	4	14	FLA	21	6	11	17	-2	4	SJ	28	10	12	22	1	10	STL	4	1	2	3	-3	2
BOS	20	6	9	15	-4	4	LA	30	12	15	27	4	8	TB	24	11	6	17	-2	0	TOR	24	8	13	21	7	4
BUF	25	11	9	20	5	8	MIN	37	14	18	32	8	4	UTA	2	0	2	2	3	0	VAN	31	12	17	29	9	4
CAR	24	3	9	12	-14	4	MTL	25	3	12	15	-7	2	VGK	19	5	11	16	-8	0	WPG	35	13	13	26	-3	6
CBJ	25	14	13	27	3	6	NJ	18	6	14	20	10	2	WSH	20	10	7	17	8	2							
CGY	30	9	15	24	-1	2	NSH	45	17	21	38	-2	13														
CHI	36	20	13	33	9	18	NYI	23	11	8	19	9	4														
COL	47	15	20	35	9	8	NYR	21	8	5	13	-3	6														
DAL	36	20	10	30	5	14	OTT	21	11	5	16	5	2														
DET	23	6	8	14	-1	2	PHI	22	7	11	18	-2	6														

TARASENKO'S PROFESSIONAL CAREER																						
SEASON	TEAM	LEAGUE	GP	G	A	PTS	+/-	PIM	PP	SH	GW	S	S%	BS	H	TOI	FO%					
2008-09	Novosibirsk Sibir	KHL	38	7	3	10	2	2	0	0	0	51	13.7	-	-	-	-					
2009-10	Novosibirsk Sibir	KHL	42	13	11	24	9	18	2	0	3	86	15.7	-	-	-	-					
2010-11	Sibirskie Snaipery	MHL	1	1	0	1	1	0	-	-	-	-	-	-	-	-	-					
	Novosibirsk Sibir	KHL	42	9	10	19	1	8	2	0	0	131	6.9	-	-	-	-					
2011-12	Sibirskie Snaipery	MHL	3	2	2	4	-2	2	-	-	-	-	-	-	-	-	-					
	Novosibirsk Sibir	KHL	39	18	20	38	12	15	7	0	4	147	12.2	-	-	-	-					
2012-13	St. Petersburg SKA	KHL	15	5	4	9	6	0	0	0	2	21	23.8	-	-	-	-					
	St. Petersburg SKA	KHL	31	14	18	32	16	8	5	0	1	95	14.7	-	-	-	-					
2013-14	ST. LOUIS	NHL	38	8	11	19	1	10	3	0	1	75	10.7	7	28	13:25	100.0					
	ST. LOUIS	NHL	64	21	22	43	20	16	5	0	3	136	15.4	9	22	15:10	33.3					
2014-15	ST. LOUIS	NHL	77	37	36	73	27	31	8	0	6	264	14.0	18	32	17:37	0.0					
2015-16	ST. LOUIS	NHL	80	40	34	74	7	37	12	0	7	292	13.7	28	32	18:38	0.0					
2016-17	ST. LOUIS	NHL	82	39	36	75	-1	12	9	0	8	286	13.6	31	50	18:28	50.0					
2017-18	ST. LOUIS	NHL	80	33	33	66	15	17	6	0	5	306	10.8	37	89	19:03	25.0					
2018-19	ST. LOUIS	NHL	76	33	35	68	8	22	12	0	5	275	12.0	40	88	18:24	66.7					
2019-20	ST. LOUIS	NHL	10	3	7	10	-2	0	1	0	0	26	11.5	7	17	16:11	-					
2020-21	ST. LOUIS	NHL	24	4	10	14	-7	0	2	0	0	65	6.2	15	30	17:25	-					
2021-22	ST. LOUIS	NHL	75	34	48	82	7	32	5	0	9	230	14.8	45	83	16:55	36.4					
2022-23	ST. LOUIS	NHL	38	10	19	29	-18	8	2	1	0	103	9.7	15	44	17:31	0.0					
2023-24	N.Y. RANGERS	NHL	31	8	13	21	4	0	1	0	1	66	12.1	21	31	15:55	-					
	OTTAWA	NHL	57	17	24	41	13	12	2	0	4	116	14.7	30	54	16:03	57.1					
2024-25	FLORIDA	NHL	19	6	8	14	0	0	1	0	1	39	15.4	9	31	14:48	-					
	DETROIT	NHL	80	11	22	33	-13	6	1	0	1	133	8.3	35	63	14:47	0.0					
NHL TOTALS			831	304	358	662	61	203	70	1	51	2412	12.6	347	694	17:02	39.6					

TARASENKO'S PROFESSIONAL PLAYOFF CAREER																						
SEASON	TEAM	LEAGUE	GP	G	A	PTS	+/-	PIM	PP	SH	GW	S	S%	BS	H	TOI	FO%					
2009-10	Novosibirsk Sibir	KHL	3	0	0	0	0	0	-	-	-	-	-	-	-	-	-					
2011-12	St. Petersburg SKA	KHL	15	10	6	16	10	-	-	-	-	-	-	-	-	-	-					
2012-13	ST. LOUIS	NHL	1	0	0	0	0	0	0	0	0	0	0	0	0	5:51	-					
2013-14	ST. LOUIS	NHL	6	4	0	4	1	0	2	0	0	22	18.2	4	5	18:58	-					
2014-15	ST. LOUIS	NHL	6	6	1	7	-4	0	2	0	2	14	42.9	1	4	17:23	-					
2015-16	ST. LOUIS	NHL	20	9	6	15	-5	2	1	0	0	62	14.5	8	28	18:01	50.0					
2016-17	ST. LOUIS	NHL	11	3	3	6	2	0	1	0	1	44	6.8	8	13	20:50	-					
2018-19	ST. LOUIS	NHL	26	11	6	17	-5	4	5	0	2	90	12.2	8	50	18:19	0.0					
2019-20	ST. LOUIS	NHL	4	0	0	0	-1	0	0	0	0	10	0.0	2	0	17:38	-					
2020-21	ST. LOUIS	NHL	4	2	0	2	-8	0	1	0	0	7	28.6	5	2	16:59	-					
2021-22	ST. LOUIS	NHL	12	6	3	9	-2	0	1	0	1	32	18.8	3	21	16:59	0.0					
2022-23	N.Y. RANGERS	NHL	7	3	1	4	-1	2	0	0	1	19	15.8	1	4	15:13	0.0					
2023-24	FLORIDA	NHL	24	5	4	9	4	2	2	0	1	47	10.6	19	46	13:22	-					
NHL TOTALS			121	49	24	73	-19	10	15	0	8	347	14.1	59	173	17:01	20.0					

TARASENKO'S CAREER HIGHLIGHTS		
Goals, Game: 3 - five times	+/-, Game: 4 - two times	Assist Streak: 5g - three times
Assists, Game: 3 - seven times	Shots, Game: 9 vs. CHI, 1/2/17	Point Streak: 12g - 1/19-2/17/19
Points, Game: 5 - at BUF, 4/14/22	TOTL, Game: 23:59 at BOS, 1/17/19	Career Hat Tricks: Five
PIM, Game: 10 - two times	Goal Streak: 5g - three times	Career Shootout: 16-51



№13
YAKOV
TRENIN
(YAK-ov trey-nin)
CENTER
Shoots: Left
Ht: 6-2 • Wt: 200
Born: 1/13/97
Chelyabinsk, RUS

► **2024-25 HIGHLIGHTS**

- Established a career high in hits. Ranked second on team and 12th in the NHL.
- Skated season-high 17:14 vs. SEA (3/19).
- Tallied seven hits vs. LAK (3/18), second-highest total of season.
- Tallied a goal and career-high eight shots vs. NYI (2/8).
- Had career-high 10 hits at OTT (2/1).
- Tallied two assists, four hits and a plus-2 rating at MTL (1/31).
- Scored second SHG of season at WSH (1/2), tied career-high.
- Recorded first multi-point game (0-2=2) of season and 11th of career vs. CHI (12/23).
- Had a goal in consecutive games (12/6-12/7).
- Scored first goal of season at ANA (12/6).
- Tallied first point (0-1=1) with Minnesota at CBJ (10/19).
- Skated in 300th career game in debut with the Wild (10/10 vs. CBJ).

► **CAREER**

- Recorded career-highs in game-winning goals, hits, blocked shots and plus/minus rating in 2023-24
- Tallied game-winning goal in first matchup against NSH (3/30/24).
- Acquired by Colorado along with the rights to Graham Sward from the Nashville Predators in exchange for Jeremy Hanzel and a third-round selection in the 2025 NHL Draft (3/7/24).
- Played in 16 consecutive games without a regulation loss with Nashville and Colorado (15-0-1, 2/17/24-3/24/24).
- Recorded a career-best six shots at STL (2/17/24).
- Skated a career-high 20:12 at CHI (12/5/23).
- Registered a season-high two points vs. CHI (11/18/23).
- Set career highs in assists, penalty minutes, TOI/game, SHTOI/game and shots on goal in 2022-23. Point total tied career best.
- Ranked third on team in SHTOI/game and fourth in hits in 2022-23.
- Established career highs in games played, goals and points in 2021-22.
- Ranked fourth on team in hits in 2021-22.
- Scored first career NHL shorthanded goal vs. DAL (12/27/22).
- Tallied first career game-winning goal vs. ANA (11/22/21).
- Led team in hits and ranked T-4th in plus/minus rating in 2020-21.
- Ranked T-3rd on Milwaukee in goals despite playing in only 32 games in 2019-20.
- Named to the 2020 AHL All-Star Classic roster but did not participate in the game due to an NHL call-up.
- Recorded first career NHL goal in second career NHL game vs. NJ (12/7/19, Domingue).
- Made NHL debut vs. FLA (10/19/19).
- Led Milwaukee in plus/minus rating and ranked T-5th in goals in 2018-19.
- Tallied four points (2-2=4) in seven games to help Russia win the bronze medal at the 2017 IIHF World Junior Championship.
- Collected 195 points (74-121=195), 174 PIM, a plus-55 rating, 27 power-play goals and 14 game-winning goals in 169 games during three seasons with Gatineau in the Quebec Major Junior Hockey League (2014-17).
- Played in 2015 CHL Top Prospects Game.

► **PLAYOFF HIGHLIGHTS**

- Ranked second on the team in hits and T-4th in assists during 2025 postseason.
- Ranked T-4th on team in hits in 2024 playoffs.
- Ranked T-1st on team in goals, T-2nd in scoring and T-3rd in hits in 2022 playoffs.
- Tallied two goals in Game 4 of 2022 First Round vs. COL (5/9/22).
- Ranked third on team in hits in 2021 playoffs.
- Tallied first two career Stanley Cup Playoff goals in Game 5 of 2021 First Round at CAR (5/25/21, Nedeljkovic)
- Made Stanley Cup playoff debut in Game 1 of 2021 First Round at CAR (5/17/21).

► **CAREER TRANSACTIONS**

- Signed as a free agent by Minnesota, 7/1/24; Acquired by Colorado along with the rights to Graham Sward from the Nashville Predators in exchange for Jeremy Hanzel and a third-round selection in the 2025 NHL Draft, 3/7/24; Selected by Nashville in the second round (55th overall) of the 2015 NHL Draft.
- Signed through 2027-28. Becomes an unrestricted free agent 2028-29.

► **PERSONAL**

- Favorite non-hockey sport to follow is track and field. Lists Usain Bolt as his favorite athlete.
- Wears No. 13 because he was born on the 13th of January.
- Would want to be a doctor if he wasn't a professional hockey player, as his mother is a doctor.

TRENIN VS. NHL													
TEAM	GP	G	A	PTS	+/-	PIM	TEAM	GP	G	A	PTS	+/-	PIM
ANA	13	4	2	6	1	2	EDM	17	0	3	3	-1	2
ARI	8	2	2	4	3	9	FLA	13	3	0	3	1	17
BOS	8	0	0	0	-3	13	LA	13	4	0	4	3	9
BUF	6	1	1	2	1	4	MIN	13	2	2	4	1	0
CAR	13	1	1	2	-1	6	MTL	10	0	3	3	4	2
CBJ	10	3	3	6	5	8	NJ	9	2	0	2	-4	0
CGY	14	1	0	1	-3	4	NSH	4	1	0	1	-3	9
CHI	22	2	8	10	9	12	NYI	7	2	1	3	3	11
COL	13	2	3	5	-4	10	NYR	9	0	1	1	-2	0
DAL	28	3	2	5	0	8	OTT	9	2	1	3	6	4
DET	12	1	2	3	2	6	PHI	7	2	0	2	3	15
PIT	8	2	0	2	0	0							
SEA	11	0	0	0	-5	7							
SJ	11	2	0	2	2	2							
STL	15	4	1	5	2	2							
TB	15	2	2	4	5	0							
TOR	8	1	1	2	1	2							
UTA	3	0	0	0	-2	0							
VAN	13	0	0	0	-4	21							
VGK	11	1	1	2	-4	21							
WPG	14	1	1	2	1	8							
WSH	8	4	1	5	2	4							

TRENIN'S PROFESSIONAL CAREER																		
SEASON	TEAM	LEAGUE	GP	G	A	PTS	+/-	PIM	PP	SH	GW	S	S%	BS	H	TOI	FO%	
2014-15	Gatineau	QMJHL	58	18	49	67	17	34	-	-	-	-	-	-	-	-	-	-
2015-16	Gatineau	QMJHL	57	26	35	61	22	56	-	-	-	-	-	-	-	-	-	-
2016-17	Gatineau	QMJHL	54	30	37	67	16	84	-	-	-	-	-	-	-	-	-	-
	Milwaukee	AHL	5	1	2	3	3	2	0	0	1	8	12.5	-	-	-	-	-
2017-18	Milwaukee	AHL	44	5	11	16	3	16	0	0	0	75	6.7	-	-	-	-	-
2018-19	Milwaukee	AHL	74	14	19	33	21	39	2	0	2	114	12.3	-	-	-	-	-
2019-20	NASHVILLE	NHL	21	2	4	6	1	9	0	0	0	25	8.0	9	46	9:44	75.0	
	Milwaukee	AHL	32	20	15	35	16	29	5	0	6	71	28.2	-	-	-	-	-
2020-21	NASHVILLE	NHL	45	5	6	11	4	22	0	0	0	62	8.1	21	94	11:33	33.3	
	SKA St. Petersburg	KHL	21	4	3	7	5	10	-	-	-	-	-	-	-	-	-	-
2021-22	NASHVILLE	NHL	80	17	7	24	7	46	0	0	2	136	12.5	33	191	14:40	34.3	
2022-23	NASHVILLE	NHL	77	12	12	24	-7	47	0	2	2	140	8.6	30	167	15:08	38.9	
2023-24	NASHVILLE	NHL	60	10	4	14	12	38	0	0	2	94	10.6	26	170	15:03	44.0	
	COLORADO	NHL	16	2	1	3	3	2	0	0	1	22	9.1	10	37	12:43	45.3	
2024-25	MINNESOTA	NHL	76	7	8	15	-1	54	0	2	2	85	8.2	32	241	12:30	43.8	
WILD TOTALS			76	7	8	15	-1	54	0	2	2	85	8.2	32	241	12:30	43.8	
NHL TOTALS			375	55	42	97	19	218	0	4	9	564	9.8	161	946	13:39	43.1	

TRENIN'S PROFESSIONAL PLAYOFF CAREER																		
SEASON	TEAM	LEAGUE	GP	G	A	PTS	+/-	PIM	PP	SH	GW	S	S%	BS	H	TOI	FO%	
2014-15	Gatineau	QMJHL	11	3	8	11	1	10	-	-	-	-	-	-	-	-	-	-
2015-16	Gatineau	QMJHL	5	0	2	2	1	4	-	-	-	-	-	-	-	-	-	-
	Milwaukee	AHL	2	0	1	1	-1	2	0	0	0	4	0.0	-	-	-	-	-
2016-17	Gatineau	QMJHL	7	3	7	10	-1	24	-	-	-	-	-	-	-	-	-	-
	Milwaukee	AHL	1	0	0	0	0	0	0	0	0	1	0.0	-	-	-	-	-
2018-19	Milwaukee	AHL	5	0	3	3	0	4	0	0	0	6	0.0	-	-	-	-	-
2020-21	NASHVILLE	NHL	6	2	0	2	-2	0	0	0	0	10	20.0	3	19	14:46	0.0	
2021-22	NASHVILLE	NHL	4	3	0	3	-1	4	0	0	0	10	30.0	1	16	15:12	100.0	
2023-24	COLORADO	NHL	10	1	0	1	1	4	0	0	0	8	12.5	3	30	10:35	43.6	
2024-25	MINNESOTA	NHL	6	0	2	2	0	0	0	0	0	3	0.0	5	34	9:30	25.0	
WILD TOTALS			6	0	2	2	0	0	0	0	0	3	0.0	5	34	9:30	25.0	
NHL TOTALS			26	6	2	8	-2	8	0	0	0	31	19.4	12	99	12:00	42.6	

TRENIN'S CAREER HIGHLIGHTS		
Goals, Game: 2 – vs. PHI, 3/27/22	+/-, Game: 3 – four times	Assist Streak: 2g – two times
Assists, Game: 2 – two times	Shots, Game: 6 – at STL, 2/17/24	Point Streak: 4g – two times
Points, Game: 1 – 10 times	TOI, Game: 20:12 – at CHI, 12/5/23	Career Hat Tricks: None
PIM, Game: 17 – at VGK, 12/31/22	Goal Streak: 3g – two times	Career Shootout: 0-0



NO 30

JESPER
WALLSTEDT
(YEHS-puhr VALL-stedt)
GOALTENDER

Catches: Left
Ht: 6-3 • Wt: 218
Born: 11/14/2002
Vasteras, SWE

2024-25 HIGHLIGHTS

- Made season debut with Minnesota and stopped 24-of-27 shots faced vs. VGK (12/15).
- Posted a win in a season-long three consecutive games with Iowa from Feb. 23-Mar. 1.
- Stopped all 23 shots faced to earn shutout vs. Rockford on Dec. 11.

CAREER

- Ranked T-4th in games played, fourth in minutes and shots against among all AHL goaltenders in 2023-24 and recorded a career-high 22 wins.
- Earned his first career NHL win and shutout with a 24-save performance at CHI (4/7/24).
- Made his NHL debut at DAL (1/10/24).
- Registered a four game winning streak (4-0-0, 11/02-11/11/23).
- Ranked fourth in GAA, T-4th in wins and fifth in SV% among AHL rookies in 2022-23.
- Represented Iowa at the 2023 AHL All-Star Classic.
- Stopped 209 of 220 shots faced during eight-game winning streak posting a 1.37 GAA, a .950 SV% and one shutout (12/30/23-2/1/23).
- Stopped all 24 shots faced in 4-0 win at Grand Rapids (1/13/23) for first career AHL shutout.
- Scored goal and made 37 shots in 5-2 win at Chicago (11/12/22) for first career AHL victory.
- Went 3-2 with a 1.62 GAA and a .939 SV% in five games as Sweden claimed bronze medal at 2022 IIHF World Junior Championship.
- Named tournament's top goaltender and to the media all-star team after leading tournament in GAA and SV%.
- Led Swedish Elite League in GAA, ranked fourth in SV% and T-6th in shutouts in 2021-22.
- Posted shutouts in consecutive games (11/4/21 - 11/6/21)
- Allowed two goals or less in 16 of 22 starts during 2021-22 season.
- Led team in games played, wins and shutouts in 2020-21.
- Finished fifth in the Swedish Hockey League in goals-against average in 2020-21.
- Played in two games for Sweden at the 2021 IIHF World Junior Championship.
- Led Lulea HF J20 in games played, wins, GAA and SV% during 2019-20 season.
- Earned a bronze medal with Sweden at 2019 Hlinka Gretzky Cup.
- Went 2-0-0 with a 1.50 GAA and a .936 SV% in two games at the 2019 IIHF Under-18 World Championship to help Sweden win gold medal.
- Played for Sweden at the 2019 Hlinka Memorial Tournament (silver medal) and the 2019 Under-17 World Hockey Challenge (bronze medal).
- Led the Swedish Under-20 League in SV% and GAA in 2017-18.
- Member of Sweden's 2018 IIHF Under-18 World Championship team that earned a bronze medal but did not appear in a game.

CAREER TRANSACTIONS

- Selected by Minnesota in the first round (20th overall) of the 2021 NHL Draft.
- Signed through 2026-27. Becomes a restricted free agent 2027-28.

PERSONAL

- Considers "Waterloo" by ABBA the best song of all time.
- Swedish meatballs are his favorite food from his home country.
- Enjoys golfing and playing computer games in his free time.
- Goes by nickname "Wally".

WALLSTEDT VS. NHL

TEAM	GP	W-L-OT	GAA	SHO	SV%	TEAM	GP	W-L-OT	GAA	SHO	SV%	TEAM	GP	W-L-OT	GAA	SHO	SV%
ANA	-	-	-	-	-	FLA	-	-	-	-	-	SEA	-	-	-	-	-
BOS	-	-	-	-	-	LAK	-	-	-	-	-	SJS	1	1-0-0	2.00	0	0.931
BUF	-	-	-	-	-	MIN	-	-	-	-	-	STL	-	-	-	-	-
CAR	-	-	-	-	-	MTL	-	-	-	-	-	TBL	-	-	-	-	-
CBJ	-	-	-	-	-	NJD	-	-	-	-	-	TOR	-	-	-	-	-
CGY	-	-	-	-	-	NSH	-	-	-	-	-	UTA	-	-	-	-	-
CHI	1	1-0-0	0.00	1	1.000	NYI	-	-	-	-	-	VAN	-	-	-	-	-
COL	-	-	-	-	-	NYR	-	-	-	-	-	VGK	1	0-1-0	3.12	0	0.889
DAL	1	0-1-0	7.00	0	0.794	OTT	-	-	-	-	-	WPG	1	0-1-0	5.02	0	0.792
DET	-	-	-	-	-	PHI	-	-	-	-	-	WSH	-	-	-	-	-
EDM	-	-	-	-	-	PIT	-	-	-	-	-						

WALLSTEDT'S CAREER STATISTICS

SEASON	TEAM	LEAGUE	GP	W	L	OT	GA	GAA	SV	SV%	SO	MIN
2017-18	Vasteras IK U20	Sweden	16	10	5	0	36	2.41	399	0.917	1	895:31
	Vasteras IK U18	Sweden	7	4	3	0	-	-	-	-	-	-
2018-19	Lulea HF U20	Sweden	11	9	2	0	28	2.53	248	0.899	1	664:08
	Lulea HF U18	Sweden	2	2	0	0	1	0.50	42	0.977	1	120:00
2019-20	Lulea HF	SHL	1	0	1	0	1	1.55	17	0.944	0	38:47
	Lulea HF U20	Sweden	26	13	5	0	36	2.08	474	0.929	2	1036:55
2020-21	Lulea HF	SHL	22	12	10	0	49	2.23	482	0.908	2	1316:55
	Lulea HF U20	Sweden	1	1	0	0	0	0.00	30	1.000	1	60:00
2021-22	Lulea HF	SHL	22	12	10	0	43	1.98	481	0.918	3	1302:55
2022-23	Iowa	AHL	38	18	15	5	101	2.68	999	0.902	1	2262
2023-24	Iowa	AHL	45	22	19	4	120	2.70	1219	0.910	2	2671
	MINNESOTA	NHL	3	2	1	0	9	3.01	78	0.897	1	179:17
2024-25	Iowa	AHL	27	9	14	5	93	3.59	673	0.879	1	1556
	MINNESOTA	NHL	2	0	2	0	8	4.09	43	0.843	0	117:26
NHL/WILD TOTALS			5	2	3	0	17	3.44	121	0.877	1	296:43

WALLSTEDT'S CAREER PLAYOFF STATISTICS

SEASON	TEAM	LEAGUE	GP	W	L	GA	GAA	SV	SV%	SO	MIN
2017-18	Vasteras IK U20	Sweden	3	1	2	8	2.62	95	0.922	0	183:33
2018-19	Lulea HF U20	Sweden	3	1	2	13	4.33	87	0.870	0	180:00
2020-21	Lulea HF	SHL	2	0	1	4	3.36	27	0.871	0	72:26
2021-22	Lulea HF	SHL	1	0	0	0	0.00	6	1.000	0	19:10
	Lulea HF U20	Sweden	1	0	1	5	5.00	20	0.800	0	60:00
2022-23	Iowa	AHL	2	0	2	7	3.35	61	0.897	0	126

WALLSTEDT'S CAREER HIGHLIGHTS

Saves, Game: 27 – at DAL, 1/10/24

Shots Faced, Game: 34 – at DAL, 1/10/24

Goals Allowed, Game: 7 – at DAL, 1/10/24

Consecutive Starts: none

Winning Streak: 2g – 4/7/24-4/13/24

Point Streak: 2g – 4/7/24-4/13/24

Losing Streak: 2g – 12/15/24-12/21/24

Winless Streak: 2g – 12/15/24-12/21/24

Shutout Streak: 71:50 – 1/10-4/13/24

Shutouts: 7 – at CHI, 4/7/24

Career Shootout Record: none



JESPER WALLSTEDT



No 36
MATS
ZUCCARELLO
(zoo-ka-REHL-oh)
RIGHT WING
Shoots: Left
Ht: 5-8 • Wt: 180
Born: 9/1/87
Oslo, NOR

► 2024-25 HIGHLIGHTS

- Ranked third on team in assists and shots on goal, fourth in assists and goals and T-6th in PPG.
- With two points (1-1=2) vs. BUF (3/22), recorded 80th multi-point game with Minnesota, passing Zach Parise for fourth-most in team history.
- Scored 100th goal with Minnesota vs. LAK (3/17), 12th player in team history to reach 100 goals.
- With a goal at COL (2/28), recorded his 318th point with the Wild to pass Mikael Granlund for ninth-most in franchise history.
- Skated season-high 25:13 at COL (1/20), fourth-highest total of career.
- Had three points (2-1=3) at CAR (1/4), first three-point game and sixth multi-point game of season.
- With two assists (0-2=2) vs. VGK (12/15), recorded 37th multi-assist game in a Wild uniform, passing Pierre-Marc Bouchard (36) for fifth most in franchise history.
- Had a point (2-3=5) in four consecutive games (10/15-10/24).
- Became the fastest player in team history (ninth overall) to reach 200 assists with the Wild (330 games) at FLA (10/22).
- Scored 200th career goal vs. SEA (10/12).

► CAREER

- All-time leader in games played, goals, assists and points by a Norwegian-born player in NHL history.
- Ranks T-2nd in the NHL in shootout goals (39) since entering the NHL in 2010.
- Notched a career-high four assists at SEA (2/24/24).
- Recorded four points (1-3=4) vs. VAN (2/19/24), tying his career high.
- Tallied two points, including the GWG, in 800th career NHL game vs. NYI (1/15/24).
- Tied career best with 10-game point streak (3-11=14, 11/10/23-12/5/23), becoming the first player in Wild history to record three separate point streaks of 10-plus games.
- Recorded career-best, eight-game assist streak (2-9=11, 11/18/23-12/5/23), tied for the second-longest streak in team history (Kaprizov - nine games).
- Recorded season-opening, 11-game home point streak (5-10=15, 10/12/23-12/3/23), setting team record for longest home point streak to start a season.
- Represented Norway at the 2024 IIHF World Championship. Skated in five games, led the team in assists and ranked T-1st in points (0-6=6).
- Set career highs in PPG, PPP (29), shots and TOI/game in 2022-23. Point total was second highest of career.
- Led team in assists, ranked second in scoring and PPP, third in PPG and fourth in goals and shots.
- Tied career best with 10-game point streak (7-9=16, 12/1-12/18/22).
- Notched second career hat trick and tied career high with four points (3-1=4) vs. CHI (12/16/22), oldest player in Wild history to record hat trick and first Norwegian-born player to record multiple NHL hat tricks.
- 2021-22 assist total ranks second in team history, while points mark ranks T-5th.
- Led team in PPA (21), ranked second in assists, PPP and multi-point games, third in scoring and PPG and fifth in goals in 2021-22.
- Recorded career-best, 10-game point streak (5-13=18, 12/20-1/28/22).
- Collected two assists at EDM (12/7/21) - second helper was 300th career NHL assist.
- Ranked T-2nd on team in assists, third in scoring and T-4th in goals in 2020-21.
- Tallied two assists at STL (4/16/21) - first assist was 500th career NHL point.
- Led team in assists, points, PPA, takeaways (69) and shootout goals, ranked T-2nd in PPP (17) and third in shots on goal in 2017-18. Led team forwards in TOI/game.
- Established career-highs in takeaways (70) and shots on goal in 2016-17. Ranked T-5th in the NHL in shootout goals (4), seventh in takeaways and T-7th in even strength assists (35).
- Led team in assists, points, takeaways and shootout goals (4) in 2016-17.
- Recorded career-highs in games played and goals in 2015-16.
- Led team in points, ranked second in goals, assists, PPG and takeaways (59) and T-2nd in even strength goals (19) in 2015-16.
- Finalist for 2016 Bill Masterton Memorial Trophy.
- Registered first career NHL hat trick in 3-1 win vs. TOR (10/30/15, Bernier).
- Recorded first career NHL point (assist) in second career NHL game vs. NYI (12/27/10).
- Tallied a shootout goal in NHL debut vs. TB (12/23/10). Became seventh Norwegian to play in the NHL.
- Tallied five points (2-3=5) in three games to help Norway qualify for 2018 Winter Olympics.
- Skated in three games at the 2014 Winter Olympics and led team forwards in TOI/game (22:25).

► PLAYOFF HIGHLIGHTS

- Ranked T-5th on team in scoring during 2025 postseason.
- Played in his 100th career Stanley Cup Playoff game in Game 4 of the 2025 First Round vs. VGK (4/26/25).
- Finished T-1st on team in scoring in 2023 playoffs.
- Ranked T-1st on team in assists and scoring in 2021 playoffs.
- Ranked T-1st on the team in scoring, second in takeaways (10), T-2nd in assists and T-3rd in goals during 2018 playoffs.
- Ranked T-1st on team in goals and takeaways (10) and T-2nd in points in 2017 playoffs.
- Recorded two goals, including GWG in Game 6 of 2017 First Round vs. MTL (4/22/17) for first career multi-goal playoff game.
- Registered first career GWG in Stanley Cup Playoffs in Game 2 of 2016 First Round at PIT (4/16/16).
- Ranked second among NHL forwards in blocked shots in 2014 playoffs. Ranked T-2nd on team (T-8th in NHL) in plus/minus rating.
- Recorded three points (1-2=3) in Game 1 of Eastern Conference Final at MTL (5/17/14).
- Tallied three assists in Game 5 of 2014 Second Round at PIT (5/9/14).
- Recorded first career Stanley Cup Playoff goal in Game 7 of 2013 First Round at WSH (5/13/13, Holtby).

► CAREER TRANSACTIONS

- Signed by Minnesota as a free agent, July 1, 2019; Acquired by Dallas from the New York Rangers in exchange for a 2019 second-round selection (Matthew Robertson) and a 2020 third-round selection, March 23, 2019; Signed by New York Rangers as a free agent, May 26, 2010.
- Signed through 2025-26. Becomes an unrestricted free agent 2026-27.

► PERSONAL

- His favorite sport to play and watch outside of hockey is soccer. Idolized David Beckham growing up.
- Began wearing No. 36 when it was "handed to him in high school".
- Established the Zuccarello Foundation in 2016 to assist and help grow Norwegian grass root and youth hockey throughout the country.

ZUCCARELLO VS. NHL

TEAM	GP	G	A	PTS	+/-	PIM	TEAM	GP	G	A	PTS	+/-	PIM	TEAM	GP	G	A	PTS	+/-	PIM
ANA	34	8	22	30	18	10	EDM	24	9	19	28	13	6	PIT	37	7	16	23	-7	18
ARI	31	7	21	28	1	4	FLA	31	16	17	33	0	4	SEA	11	5	8	13	10	10
BOS	24	3	13	16	-1	8	LA	31	6	13	19	-3	16	SJ	32	11	22	33	10	2
BUF	27	6	15	21	3	6	MIN	12	2	8	10	5	0	STL	34	7	16	23	0	11
CAR	41	11	26	37	19	16	MTL	28	2	10	12	-5	10	TB	27	6	12	18	7	20
CBJ	33	10	10	20	-7	16	NJ	36	6	18	24	15	10	TOR	27	13	16	29	8	4
CGY	23	3	7	10	-2	12	NSH	26	2	16	18	-6	16	UTA	3	1	0	1	-2	0
CHI	27	8	17	25	12	8	NYI	40	6	15	21	-18	18	VAN	25	10	18	28	4	14
COL	34	7	25	32	-4	14	NYR	10	4	4	8	-4	4	VGK	24	4	9	13	-12	4
DAL	29	5	19	24	-6	10	OTT	22	7	11	18	7	14	WPG	29	11	13	24	-4	18
DET	25	6	12	18	1	12	PHI	35	5	16	21	3	18	WSH	32	3	9	12	-2	10

ZUCCARELLO'S CAREER STATISTICS

SEASON	TEAM	LEAGUE	GP	G	A	PTS	+/-	PIM	PP	SH	GW	S	S%	BS	H	TOI	FO%
2008-09	MODO	Sweden	35	12	28	40	10	38	-	-	-	-	-	-	-	-	-
2009-10	MODO	Sweden	55	23	41	64	6	62	-	-	-	-	-	-	-	-	-
2010-11	NEW YORK Hartford/CT	NHL AHL	42	6	17	23	3	4	0	0	2	74	8.1	19	56	14:10	53.3
2011-12	NEW YORK Connecticut	NHL AHL	36	13	16	29	2	16	3	0	2	107	12.1	-	-	-	-
2012-13	NEW YORK Magnitogorsk	NHL KHL	10	2	1	3	0	6	1	0	1	10	20.0	3	8	10:03	-
2013-14	NEW YORK	NHL	37	12	24	36	5	22	5	0	1	92	13.0	-	-	-	-
2014-15	NEW YORK	NHL	15	3	5	8	10	8	0	0	0	27	11.1	15	27	16:25	0.0
2015-16	NEW YORK	NHL	44	11	17	28	-	30	-	-	-	-	-	-	-	-	-
2016-17	NEW YORK	NHL	77	19	40	59	11	32	4	1	4	170	11.2	41	116	17:08	37.5
2017-18	NEW YORK	NHL	78	15	34	49	17	45	0	0	3	154	9.7	42	120	17:16	43.2
2018-19	NEW YORK	NHL	81	26	35	61	2	34	7	0	4	166	15.7	69	88	18:29	45.5
2019-20	NEW YORK	NHL	80	15	44	59	15	26	5	0	3	189	7.9	52	85	18:50	46.2
2020-21	NEW YORK	NHL	80	16	37	53	-10	36	1	0	3	178	9.0	67	62	18:55	26.3
2021-22	NEW YORK	NHL	46	11	26	37	-11	24	3	0	1	99	11.1	42	57	20:01	33.3
2022-23	DALLAS	NHL	2	1	2	3	3	0	0	0	0	5	20.0	1	0	15:59	-
2023-24	MINNESOTA	NHL	65	15	22	37	-9	18	3	0	2	96	15.6	36	13	15:56	64.3
2024-25	MINNESOTA	NHL	42	11	24	35	9	8	3	0	0	74	14.9	19	12	16:41	34.4
WILD TOTALS			70	24	55	79	21	24	7	0	2	159	15.1	33	36	18:36	38.2
2021-22	MINNESOTA	NHL	78	22	45	67	-3	26	9	0	3	198	11.1	51	51	20:12	40.0
2023-24	MINNESOTA	NHL	69	12	51	63	-5	30	5	0	1	173	6.9	50	26	18:53	37.5
2024-25	MINNESOTA	NHL	69	19	35	54	0	22	3	0	6	151	12.6	48	32	19:39	40.0
WILD TOTALS			393	103	232	335	13	128	30	0	14	851	12.1	237	170	18:30	39.6
NHL TOTALS			904	217	473	690	53	343	51	1	35	1,923	11.3	588	789	18:05	37.6

ZUCCARELLO'S CAREER PLAYOFF STATISTICS

SEASON	TEAM	LEAGUE	GP	G	A	PTS	+/-	PIM	PP	SH	GW	S	S%	BS	H	TOI	FO%
2010-11	NEW YORK Connecticut	NHL AHL	1	0	0	0	0	2	0	0	0	1	0.0	0	0	7:34	-
2012-13	NEW YORK	NHL	2	1	1	2	1	4	0	0	0	1	100	-	-	-	-
2013-14	NEW YORK	NHL	12	1	6	7	-2	4	0	0	0	22	4.5	7	22	16:22	0.0
2014-15	NEW YORK	NHL	25	5	8	13	7	20	0	0	0	54	9.3	28	54	17:41	33.3
2015-16	NEW YORK	NHL	5	0	2	2	1	0	0	0	0	13	0.0	4	10	14:35	0.0
2016-17	NEW YORK	NHL	5	1	1	2	-2	4	0	0	1	12	8.3	3	12	18:21	50.0
2018-19	NEW YORK	NHL	12	4	3	7	0	16	1	0	1	25	16.0	10	31	20:33	0.0
2019-20	DALLAS	NHL	13	4	7	11	2	6	1	0	1	22	18.2	10	10	17:07	-
2020-21	MINNESOTA	NHL	4	0	1	1	-1	0	0	0	0	3	0.0	2	4	14:07	0.0
2021-22	MINNESOTA	NHL	7	0	3	3	-2	2	0	0	0	15	0.0	9	8	16:40	33.3
2022-23	MINNESOTA	NHL	6	1	3	4	-1	2	0	0	0	9	11.1	3	4	19:15	33.3
2023-24	MINNESOTA	NHL	6	2	3	5	-2	4	0	0	0	15	13.3	3	4	21:30	66.7
2024-25	MINNESOTA	NHL	6	1	2	3	-1	0	0	0	1	8	12.5	1	11	18:39	0.0
WILD TOTALS			29	4	12	16	-7	8	0	0	1	50	8.0	18	31	18:15	37.0
NHL TOTALS			102	19	39	58	-1	60	2	0	4	199	9.5	80	170	17:44	33.3

ZUCCARELLO'S CAREER HIGHLIGHTS

Goals, Game: 3 – two times
Assists, Game: 4 – at SEA, 2/24/24
Points, Game: 4 – six times
PIM, Game: 10 – at COL, 1/4/19

+/-, Game: 4 – four times
Shots, Game: 9 – vs. TOR, 1/13/17
TOI, Game: 25:58 – vs. TB, 2/2/19
Goal Streak: 3g – nine times

Assist Streak: 8g – 11/18-12/5/23
Point Streak: 10g – three times
Career Hat Tricks: two
Career Shootout: 37-81



IN THE SYSTEM



NICOLAS AUBE-KUBEL RIGHT WING

Shoots: Right **Height:** 6-0 **Weight:** 215

Born: May 10, 1996; Slave Lake, Alberta

Acquired: Signed as a free agent, July 2, 2025

2024-25: Played in 300th career NHL game vs. WSH (1/6/25)... **2023-24:** Set career highs in time on ice/game (12:12), takeaways (32) and hits (159)... Collected career-best three points (1-2=3) and plus-3 rating vs. LA (1/7/24)... Skated career-high 18:29 at CBJ (12/21/03)... **2022-23:** Claimed off waivers by Washington from Toronto (11/5/22)... **2021-22:** Member of Stanley Cup champion Colorado Avalanche... Set career highs in games played, goals, assists, points, plus/minus rating (plus-11) and PIM... **2020-21:** Led team in PIM... **2019-20:** Recorded first two goals in game (first career Stanley Cup Playoff goals) including game-winning goal at TB (8/8/20)... Played in his first career Stanley Cup playoff game at BOS (8/2/20)... Recorded his first career NHL goal vs. NYR (12/23/19, Lundqvist)... Registered assist for first NHL point at WPG (12/15/19)... **2018-19:** Made NHL debut at ANA (10/30/18)... **2017-18:** Led team in PIM, ranked third in points and assists and fourth in goals... **2016-16:** Ranked T-4th on team (second among team rookies) with a plus-10 rating and fifth in PIM... **2012-16:** Recorded 244 points (108-136=244) in 251 career QMJHL games during four seasons with Val-d'Or... Helped the Foreurs win the 2014 QMJHL Playoff Championship... Selected by Philadelphia in the second round (48th overall) of the 2014 NHL Draft.

			REGULAR SEASON					PLAYOFFS					
SEASON	CLUB	LEAGUE	GP	G	A	PTS	PIM		GP	G	A	PTS	PIM
2012-13	Val d'Or	QMJHL	64	10	17	27	26	10	10	1	0	1	8
2013-14	Val d'Or	QMJHL	65	22	31	53	61		24	4	9	13	20
2014-15	Val d'Or	QMJHL	61	38	42	80	81		17	5	10	15	22
2015-16	Val d'Or	QMJHL	61	38	46	84	71		6	3	0	3	12
	Lehigh Valley	AHL	6	2	1	3	6		-	-	-	-	-
2016-17	Lehigh Valley	AHL	71	9	9	18	55		4	0	0	0	0
2017-18	Lehigh Valley	AHL	72	18	28	46	86		10	0	0	0	8
2018-19	Lehigh Valley	AHL	54	16	14	30	69		-	-	-	-	-
	PHILADELPHIA	NHL	9	0	0	0	0		-	-	-	-	-
2019-20	Lehigh Valley	AHL	26	5	3	8	20		-	-	-	-	-
	PHILADELPHIA	NHL	36	7	8	15	19		13	2	1	3	8
2020-21	PHILADELPHIA	NHL	50	3	9	12	44		-	-	-	-	-
2021-22	PHILADELPHIA	NHL	7	0	1	1	6		-	-	-	-	-
	COLORADO	NHL	67	11	11	22	41		14	0	0	0	4
2022-23	TORONTO	NHL	6	0	0	0	4		-	-	-	-	-
	WASHINGTON	NHL	47	4	8	12	46		-	-	-	-	-
2023-24	WASHINGTON	NHL	60	6	10	16	23		3	0	0	0	2
	Hersey	AHL	11	1	2	3	4		-	-	-	-	-
2024-25	BUFFALO	NHL	19	1	1	2	17		-	-	-	-	-
	Rochester	AHL	12	4	4	8	6	-	-	-	-	-	-
	Hartford	AHL	3	1	0	1	0	-	-	-	-	-	-
	NEW YORK	NHL	3	0	0	0	2	-	-	-	-	-	-



CAEDAN BANKIER FORWARD

Shoots: Left **Height:** 6-2 **Weight:** 200

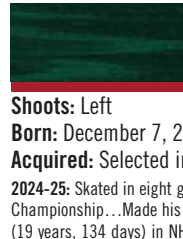
Born: January 26, 2003; White Rock, British Columbia

Acquired: Selected in the third round (86th overall) of the 2021 NHL Draft

2024-25: Ranked ninth on the team in goals... **2023-24:** Ranked T-3rd on team in PPG (5) and sixth in shots on goal (105)... Led team rookies in goals, assists, points, PPG and shots on goal... **2022-23:** Led team in GWG (7), ranked second in goals and points, T-2nd in PPG (12) and T-4th in assists... Served as an alternate captain with Kamloops... Ranked T-6th in WHL in GWG and T-13th in scoring... Won gold medal with Team Canada at 2023 IIHF World Junior Championship... Recorded one assist, eight shots and a plus-3 rating in seven games... **2021-22:** Ranked second on team in SHG (2), third in scoring and T-3rd in assists... Notched nine-game point streak (7-7=14, 10/9-11/3/21)... Tallied five points (3-2=5) including hat trick at Victoria (10/13/21)... **2020-21:** Awarded the Rick Anderson Memorial Trophy by Kamloops, for team's "Unsung Hero"... Ranked T-1st on team in goals and PPG (5) and third in scoring... Scored a hat trick vs. Kelowna (5/1/21) and posted a four-point game (1-3=4) against the Rockets 10 days later (5/10/21)... **2019-20:** Tallied first career multi-point game (1-2=3) against Tri-City (1/17/20)... **2018-19:** Led Burnaby Winter Club Academy in goals and scoring.

SEASON	CLUB	LEAGUE	REGULAR SEASON					PLAYOFFS				
			GP	G	A	PTS	PIM	GP	G	A	PTS	PIM
2019-20	Kamloops	WHL	55	7	13	20	7	-	-	-	-	-
2020-21	Kamloops	WHL	22	11	12	23	2	-	-	-	-	-
2021-22	Kamloops	WHL	68	21	39	60	26	17	5	6	11	6
2022-23	Kamloops	WHL	57	37	48	85	23	14	7	11	18	2
2023-24	Iowa	AHL	51	13	10	23	22	-	-	-	-	-
2024-25	Iowa	AHL	68	12	14	26	39	-	-	-	-	-

IN THE SYSTEM



ZEEV BUIUM DEFENSEMAN


Shoots: Left **Height:** 6-0 **Weight:** 192

Born: December 7, 2005; Laguna Niguel, California

Acquired: Selected in the first round (12th overall) of the 2024 NHL Draft

2024-25: Skated in eight games and notched four points (1-3=4) to help United States win gold at 2025 IIHF World Championship... Made his NHL Debut in Game 1 of First Round vs. VGK (4/20), becoming the 12th-youngest player (19 years, 134 days) in NHL history to make his League debut during the Stanley Cup Playoffs... Scored first NHL point with an assist vs. VGK (4/24)... Led NCAA defensemen in scoring with 48 points (13-35=48)... Named NCHC Player of the Year, NCHC Offensive Defenseman of the Year and named to All-NCHC First Team... Hobey Baker Award finalist... Tallied six points (2-4=6), 11 shots on goals and a plus-10 rating in seven games to help the United States win the gold medal at the 2025 IIHF World Junior Championship... Ranked second in the tournament in TOI/G (25:13) and T-2nd in plus/minus rating. **2023-24:** Won the 2024 NCAA National Championship at Grand Casino Arena... Received ACHC First-Team All-American (West) honors... Named NCHC Rookie of the Year, Offensive Defenseman of the Year, All-NCHC First Team and All-NCHC All-Rookie Team... Hobey Baker Award nominee... Led team in assists and T-1st with a plus-33 rating while finishing second in scoring... Won gold medal with the United States at 2024 IIHF World Junior Championship after tallying five points (3-2=5) in seven games... **2022-23:** Led team defensemen in points... Participated in 2023 Biosteel All-American Game... **2021-22:** Ranked third among team defensemen in points.

SEASON	CLUB	LEAGUE	REGULAR SEASON					PLAYOFFS				
			GP	G	A	PTS	PIM	GP	G	A	PTS	PIM
2021-22	US Nat. U17	NTDP	49	4	9	13	16	-	-	-	-	-
	USNTDP Juniors	USHL	32	2	3	5	10	-	-	-	-	-
2022-23	US Nat. U18	NTDP	63	5	35	40	44	-	-	-	-	-
	USNTDP Juniors	USHL	23	2	10	12	20	-	-	-	-	-
2023-24	Univ. of Denver	NCHC	42	11	39	50	20	-	-	-	-	-
2024-25	Univ. of Denver	NCHC	41	13	35	48	44	-	-	-	-	-
	MINNESOTA	NHL	-	-	-	-	-	4	0	1	1	4



CAMERON BUTLER FORWARD

Shoots: Left **Height:** 6-4 **Weight:** 221

Born: June 9, 2002; Ottawa, Ontario

Acquired: From Columbus in exchange for Brendan Gaunce, June 26, 2025

2024-25: Ranked third on team in PIM... **2023-24:** Made NHL debut vs. PIT (3/30/24)... Ranked third on team in PIM... **2022-23:** Made professional debut at Utica (4/14/23) and appeared in three AHL games... Ranked second in the OHL in PIM... Led team in PIM and ranked third in goals, PPG (7) and GWG (3) and T-4th in points... Signed by Columbus as a free agent (3/16/23)... **2021-22:** Split season between Niagara and Oshawa in the OHL... Served as team captain for Niagara... **2020-21:** Did not play due to the OHL season being canceled due to COVID-19... **2019-20:** Split season between Peterborough and Niagara... **2018-19:** Ranked third on team in PIM, T-3rd in PPG (6) and fifth in goals... Led team rookies in points, goals and PIM... Recipient of the Petes 2019 Black's Family Trophy for Rookie of the Year

SEASON	CLUB	LEAGUE	REGULAR SEASON					PLAYOFFS				
			GP	G	A	PTS	PIM	GP	G	A	PTS	PIM
2018-19	Peterborough	OHL	64	18	8	26	55	-	-	-	-	-
2019-20	Peterborough	OHL	39	12	7	19	24	-	-	-	-	-
	Niagara	OHL	27	6	7	13	21	-	-	-	-	-
2020-21	Niagara	OHL	NO OHL SEASON DUE TO COVID-19									
2021-22	Niagara	OHL	24	6	17	23	22	-	-	-	-	-
	Oshawa	OHL	40	5	13	18	56	4	1	1	2	11
2022-23	Oshawa	OHL	63	27	28	55	119	5	2	1	3	15
	Cleveland	AHL	3	0	0	0	0	-	-	-	-	-
2023-24	Cleveland	AHL	51	2	6	8	71	-	-	-	-	-
	Columbus	NHL	1	0	0	0	0	-	-	-	-	-
2024-25	Cleveland	AHL	37	1	2	3	74	-	-	-	-	-



IN THE SYSTEM



BEN GLEASON DEFENSEMEN

Shoots: Left **Height:** 6-1 **Weight:** 189

Born: March 25, 1998; Ortonville, Michigan

Acquired: Signed as a free agent, July 2, 2025

2024-25: Traded from Edmonton to Philadelphia for Ronnie Attard (11/4/24)...**2023-24:** Led team defensemen in goals and ranked second in scoring and assists...**2022-23:** Ranked T-2nd in goals and assists and third in scoring among team defensemen...Ranked T-4th on team in playoff scoring (T-1st among team defensemen)...**2021-22:** Ranked fifth among AHL defensemen in scoring and sixth in assists...**2020-21:** Led team with career best plus-13 rating and ranked fifth in shots on goal (71)...Ranked second among team defensemen in scoring, goals and assists...**2019-20:** Ranked second among team defensemen in shots on goal (81)...**2018-19:** Tallied an assist in NHL debut vs. NSH (11/10/18) and played four games with the Stars...Signed as a free agent by Dallas (9/13/18)...**2017-18:** Helped Hamilton win the 2018 OHL championship...Ranked T-1st in playoff scoring among OHL defensemen.

SEASON	CLUB	LEAGUE	REGULAR SEASON					PLAYOFFS				
			GP	G	A	PTS	PIM	GP	G	A	PTS	PIM
2014-15	London	OHL	41	0	5	5	16	4	0	0	0	2
2015-16	London	OHL	2	0	1	1	0	-	-	-	-	-
	Hamilton	OHL	64	7	25	32	44	-	-	-	-	-
2016-17	Hamilton	OHL	66	6	33	39	37	7	0	2	2	6
2017-18	Hamilton	OHL	63	9	39	48	43	21	3	15	18	22
2018-19	Texas	AHL	72	5	32	37	34	-	-	-	-	-
	DALLAS	NHL	4	0	1	1	0	-	-	-	-	-
2019-20	Texas	AHL	43	2	8	10	37	-	-	-	-	-
2020-21	Texas	AHL	37	4	13	17	20	-	-	-	-	-
2021-22	Texas	AHL	70	9	35	44	57	2	0	0	0	0
2022-23	Texas	AHL	68	9	24	33	40	8	1	4	5	2
2023-24	Bakersfield	AHL	62	10	22	32	32	2	0	0	0	0
2024-25	Bakersfield	AHL	7	1	3	4	9	-	-	-	-	-
	Lehigh Valley	AHL	29	2	12	14	7	-	-	-	-	-



HUNTER HAIGHT CENTER

Shoots: Right **Height:** 5-10 **Weight:** 187

Born: April 4, 2004; Strathroy, Ontario

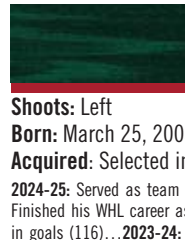
Acquired: Selected in the second round (47th overall) of the 2022 NHL Draft

2024-25: 2024-25: Ranked third in shots (154) and T-8th in goals among AHL rookies...Ranked second on team in goals, PPG (6) and shots and sixth in scoring...**2023-24:** Ranked T-1st on team in GWG (3) and PPG (3) and fourth in playoff scoring...Added three points (2-1=3) in five games to help Saginaw win the Memorial Cup...Ranked third on team in goals and points and fourth in assists in regular season...**2022-23:** Led team in scoring, assists and shots on goal (197), ranked second in PPG (8) and T-3rd in goals...Traded from Barrie to Saginaw (12/1/22)...Served as an alternate captain with Saginaw...**2021-22:** Ranked 10th among OHL rookies in goals...Ranked T-1st on team in SHG (2) and fourth in goals...Tallied eight multi-point contests...Recognized as an Academic Player of the Month twice.

SEASON	CLUB	LEAGUE	REGULAR SEASON					PLAYOFFS				
			GP	G	A	PTS	PIM	GP	G	A	PTS	PIM
2021-22	Barrie	OHL	63	22	19	41	13	6	1	4	5	0
2022-23	Barrie	OHL	20	3	6	9	4	-	-	-	-	-
	Saginaw	OHL	42	18	33	51	10	11	3	5	8	18
2023-24	Saginaw	OHL	68	25	42	67	28	17	9	4	13	10
2024-25	Iowa	AHL	67	20	14	34	30	-	-	-	-	-



IN THE SYSTEM



RILEY HEIDT FORWARD

Shoots: Left **Height:** 5-11 **Weight:** 194

Born: March 25, 2003; Saskatoon, Saskatchewan

Acquired: Selected in the second round (44th overall) of the 2023 NHL Draft

2024-25: Served as team captain...Led Prince George in points and assists...Ranked T-11 in WHL in points...Finished his WHL career as Prince George's all-time leader in points (370) and assists (254) while ranking third in goals (116)...**2023-24:** Led the WHL in assists and ranked third in points...Recorded a 16-game point streak (8-25=33) from 10/11/23-11/27/23...Had more multi-point games (34) than zero-point games (12)...**2022-23:** Led the WHL in PPA (39), ranked T-1st assists and T-4th in scoring...Named to Second All-Star Team of WHL's B.C. Division...Assist total set franchise record...Served as an assistant captain...Led team in assists and ranked T-1st in scoring in playoffs...Recorded 32 multi-point games including a hat trick and an assist vs. Vancouver (11/13/22)...Tallied two assists in five game as Canada earned bronze medal at 2023 IIHF Under-18 World Championship...Recorded six points (3-3=6) in five games to help Team Canada win gold medal at 2022 Hlinka Gretzky Cup...**2021-22:** Ranked T-9th among WHL rookies in scoring...Led team in scoring and assists and ranked second in goals.

SEASON	CLUB	LEAGUE	REGULAR SEASON					PLAYOFFS				
			GP	G	A	PTS	PIM	GP	G	A	PTS	PIM
2020-21	Prince George	WHL	22	2	6	8	12	-	-	-	-	-
2021-22	Prince George	WHL	65	21	37	58	51	3	1	2	3	12
2022-23	Prince George	WHL	68	25	72	97	36	9	2	6	8	9
2023-24	Prince George	WHL	66	37	80	117	42	15	3	16	19	18
2024-25	Prince George	WHL	60	31	59	90	39	6	5	4	9	7



IN THE SYSTEM



VINNIE HINOSTROZA FORWARD

Shoots: Right **Height:** 5-10 **Weight:** 184

Born: April 3, 1994; Melrose Park, Illinois

Acquired: Claimed off waivers by Minnesota from Nashville, February 2, 2025

2024-25: Had a goal in four of his first eight games played with Minnesota (2/6, 2/22, 2/28 and 3/4)...Led the AHL in points (22-11=33) and assists (22) through 26 games with the Milwaukee Admirals...Selected to the 2025 AHL All-Star Classic...Signed a two-year, two-way contract with Nashville, July 1, 2024...**2023-24:** Ranked second on Wilkes-Barre in points and T-2nd in goals...Signed a one-year contract with Pittsburgh, July 7, 2023...**2022-23:**

Tied single-game career-high with three assists at CGY (10/20/22)...Signed a one-year contract extension with Buffalo, July 12, 2022...**2021-22:** Ranked T-5th on team in goals...Set career high in PIMs...Signed a one-year contract with Buffalo, July 28, 2021...**2020-21:** Acquired by Chicago from Florida in exchange for Brad Morrison, April 2, 2021...Signed a one-year contract with Florida, Oct. 9, 2020...**2019-20:** Recorded first Stanley Cup Playoff point with an assist vs. NSH (8/7/2020)...**2018-19:** Set career-highs in points, goals, assists, PPG, shots and games played...Ran ked third on team in goals and fourth in assists and points...Skated career-high 21:46 vs. LAK (4/2/19)...Recorded first career NHL hat trick and tallied career-high eight shots vs. ANA (3/14/19)...**2017-18:** Named an alternate captain for Rockford...Selected to the 2018 AHL All-Star Classic...Recorded career-long, six-game point-streak (2-6=8, 12/29/17-1/9/18)...**2016-17:** Scored first career NHL goal and recorded first multi-point game (1-2=3) at VAN (11/19/16)...Made Stanley Cup Playoff debut with Chicago vs. NSH (4/15/2017)...**2015-16:** Led the Rockford IceHogs (AHL) in points, was second in assists and fourth in goals...Recorded two shots and two PIM and skated 9:47 in NHL debut with Chicago vs. CBJ (10/17/15).

SEASON	CLUB	LEAGUE	REGULAR SEASON					PLAYOFFS				
			GP	G	A	PTS	PIM	GP	G	A	PTS	PIM
2015-16	CHICAGO	NHL	7	0	0	0	6	—	—	—	—	—
	Rockford	AHL	66	18	33	51	24	3	0	0	0	2
2016-17	CHICAGO	NHL	49	6	8	14	17	1	0	0	0	0
	Rockford	AHL	15	3	4	7	4	—	—	—	—	—
2017-18	CHICAGO	NHL	50	7	18	25	10	—	—	—	—	—
	Rockford	AHL	23	9	13	22	8	—	—	—	—	—
2018-19	ARIZONA	NHL	72	16	23	39	14	—	—	—	—	—
2019-20	ARIZONA	NHL	68	5	17	22	14	7	0	2	2	2
2020-21	FLORIDA	NHL	9	0	0	0	0	—	—	—	—	—
2021-22	CHICAGO	NHL	17	4	8	12	8	—	—	—	—	—
2022-23	BUFFALO	NHL	62	13	12	25	24	—	—	—	—	—
2023-24	BUFFALO	NHL	26	2	9	11	6	—	—	—	—	—
	Rochester	AHL	11	5	4	9	6	—	—	—	—	—
2024-25	PITTSBURGH	NHL	14	1	2	3	4	—	—	—	—	—
	Wilkes-Barre	AHL	42	16	19	35	32	2	0	3	3	4
2024-25	NASHVILLE	NHL	13	0	2	2	6	—	—	—	—	—
	Milwaukee	AHL	26	11	22	33	14	—	—	—	—	—
2024-25	MINNESOTA	NHL	25	5	3	8	4	1	0	0	0	2

IN THE SYSTEM



SAMUEL HLAVAJ GOALTENDER

Catches: Left **Height:** 6-4 **Weight:** 140

Born: May 29, 2001; Martin, Slovakia

Acquired: Signed as a free agent, April 5, 2024

2024-25: Led Iowa in GAA and SV%...Made 34 saves at Ontario (1/20/25) to record a shutout...Played in five games for Slovakia at the 2025 IIHF World Championship, posting a 1.99 GAA and a .912 SV%...Also went 3-0-0 with a 1.67 GAA and a .929 SV% in Olympic qualifying action...**2023-24:** Named one of Slovakia's Top 3 Players at 2024 IIHF World Championship posting a 2.54 GAA, a .925 SV% and one shutout...**2022-23:** Posted a 2.22 GAA and a .932 SV% in three games for Slovakia at the 2024 IIHF World Championship...**2021-22:** Helped team win playoff championship...2020-21: Led Sherbrooke goaltenders in wins, GAA and SV% (.895)...**2019-20:** Led QMJHL in GAA, ranked second in wins, third in SV% (.915) and T-3rd in shutouts...Named to the QMJHL All-Rookie Team, the QMJHL Defensive Rookie of the Year and to the QMJHL Second All-Star Team...**2018-19:** Name one of Slovakia's Top 3 Players at 2019 IIHF World Junior Championship...Played for Slovakia at the 2019, 2020 and 2021 IIHF World Junior Championships and the 2018 and 2019 IIHF Under-18 World Championships.

			REGULAR SEASON						PLAYOFFS					
SEASON	CLUB	LEAGUE	GP	W	L	OT	GAA	SO	GP	W	L	GAA	SO	
2019-20	Sherbrooke	QMJHL	39	33	3	2	2.25	3	—	—	—	—	—	
2020-21	Sherbrooke	QMJHL	20	7	11	2	3.17	1	3	0	3	5.10	0	
2021-22	HC Modre Kridla	Slovakia2	19	—	—	—	3.02	2	8	—	—	2.65	0	
2022-23	HC Modre Kridla	Slovakia2	6	4	2	0	3.25	1	1	1	0	2.96	0	
	HC Bratislava	Slovakia	18	9	9	0	3.02	0	1	0	1	3.10	0	
2023-24	HC Plzen	Czechia	28	8	20	0	3.10	0	2	0	2	4.07	0	
2024-25	Iowa	AHL	36	14	14	4	2.85	1	—	—	—	—	—	
	Iowa	ECHL	5	2	2	1	3.02	0	—	—	—	—	—	

DAEMON HUNT DEFENSEMAN


Shoots: Left **Height:** 6-1 **Weight:** 198

Born: May 15, 2002; Brandon, Manitoba

Acquired: Claimed off waivers by Minnesota from Columbus, October 3, 2025

2024-25: Acquired by Columbus from Minnesota with a first round pick in the 2025 NHL Draft, a third round pick and a fourth round pick in the 2026 NHL Draft and a second round pick in the 2027 NHL Draft in exchange for David Jiricek and a fifth round pick in the 2025 NHL Draft...Made lone appearance of season for Minnesota at STL (10/15/24)...Selected as an alternate captain for Iowa...**2023-24:** Made NHL debut at WSH (10/27/23)...Tallied assist for first career NHL point at PIT (12/18/23)...Ranked third on team in assists and fifth in scoring...**2022-23:** Ranked T-1st among AHL rookie defensemen in GWG (2)...Ranked first among Iowa rookie defensemen in scoring...**2021-22:** Ranked fourth among WHL defensemen in goals...Ranked fourth on team in shots on goal (170) and fifth in goals...Recorded season-high five points (2-3=5) vs. Swift Current (2/25/22)...Recorded 11 multi-point games, four PPG, two GWG and one SHG...**2020-21:** Signed three-year, entry-level contract with Minnesota (5/6/21)...Ranked second among WHL defensemen in goals, T-2nd in PPG (4) and third in shots on goal (77)...Tallied three points (2-1=3) at Swift Current (3/20/21)...Served as Moose Jaw captain...Recorded five points (3-2=5) in three games with Virden (MJHL)...**2019-20:** Ranked second on team in PPA (12)...Ranked second among team defensemen in scoring and assists...Served as alternate captain for Moose Jaw...Missed half the season due to an arm laceration injury (12/3/19)...Helped Team Canada earn a silver medal at the 2019 Hlinka Gretzky Cup...**2018-19:** Ranked second among WHL rookie defensemen with a plus-21 rating and fourth in scoring...Ranked fifth on team in plus/minus rating...Tallied one assist and a plus-5 rating in seven games for Team Canada at the 2019 IIHF Under-18 World Championship...Second-cousin is NHL player Matt Calvert.

SEASON	CLUB	LEAGUE	REGULAR SEASON					PLAYOFFS				
			GP	G	A	PTS	PIM	GP	G	A	PTS	PIM
2017-18	Moose Jaw	WHL	9	1	1	2	2	2	0	0	0	0
2018-19	Moose Jaw	WHL	57	7	13	20	10	4	0	0	0	0
2019-20	Moose Jaw	WHL	28	0	15	15	17	—	—	—	—	—
2020-21	Moose Jaw	WHL	23	8	10	18	11	—	—	—	—	—
	Iowa	AHL	6	1	0	1	0	—	—	—	—	—
2021-22	Moose Jaw	WHL	46	17	22	39	41	1	0	0	0	0
2022-23	Iowa	AHL	59	2	9	11	14	2	0	1	1	0
2023-24	Iowa	AHL	51	3	26	29	29	—	—	—	—	—
	MINNESOTA	NHL	12	0	1	1	0	—	—	—	—	—
2024-25	Iowa	AHL	9	0	4	4	5	—	—	—	—	—
	MINNESOTA	NHL	1	0	0	0	0	—	—	—	—	—
2024-25	Cleveland	AHL	48	2	12	14	16	—	—	—	—	—





IN THE SYSTEM



DAVID JIRICEK DEFENSEMAN

Shoots: Right **Height:** 6-4 **Weight:** 204

Born: November 28, 2003; Klatovy, Czechia

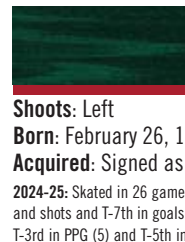
Acquired: Acquired by Minnesota from Columbus with a fifth round pick in the 2025 NHL Draft in exchange for Daemon Hunt and a first round pick in the 2025 NHL Draft, a third round pick and a fourth round pick in the 2026 NHL Draft and a second round pick in the 2027 NHL Draft

2024-25: Made his Wild debut vs. COL (1/9/25)...Notched his first goal and point with Minnesota at NSH (1/18/25)...**2023-24:** ...Finished T-9th among NHL rookie defensemen in assists and T-11th in points...Posted his first career NHL goal (Shesterkin) vs. NYR (10/14)... Ranked third among AHL defensemen in points and fourth in assists during Calder Cup Playoffs to help Cleveland reach Eastern Conference Finals...**2022-23:** Made NHL debut vs. Boston (10/28/22), becoming second-youngest defensemen in Columbus history to make NHL debut... Named to the AHL's Top Prospect Team after leading league rookie defensemen in points-per-game (0.69; min. 15 GP) and ranking T-2nd in assists and third in points...**2021-22:** Ranked second on the team in PIM and finished second among defensemen in goals and third in points...Missed second half of the season due to knee injury suffered at the 2022 IIHF World Junior Championships... **2020-21:** Named the 2020-21 Czech Extraliga Rookie of the Year at 17-years-old...**2019-20:** Suited up for four different teams in Czechia during the season in 2019-20, including making his men's professional league debut for HC Plzen (Czechia).

SEASON	CLUB	LEAGUE	REGULAR SEASON					PLAYOFFS				
			GP	G	A	PTS	PIM	GP	G	A	PTS	PIM
2019-20	HZ Plzen	Czechia	4	0	0	0	2	—	—	—	—	—
	HZ Plzen U20	DHL Cup	24	6	11	17	10	—	—	—	—	—
2020-21	HZ Plzen	Czechia	34	3	6	9	34	2	0	1	1	4
2021-22	HZ Plzen	Czechia	29	5	6	11	49	—	—	—	—	—
2022-23	Columbus	NHL	4	0	0	0	2	—	—	—	—	—
	Cleveland	AHL	55	6	32	38	36	—	—	—	—	—
2023-24	COLUMBUS	NHL	43	1	9	10	22	—	—	—	—	—
	Cleveland	AHL	29	7	12	19	21	14	3	8	11	10
2024-25	COLUMBUS	NHL	6	0	1	1	4	—	—	—	—	—
	Cleveland	AHL	4	2	1	3	2	—	—	—	—	—
	MINNESOTA	NHL	6	1	1	2	2	—	—	—	—	—
	Iowa	AHL	27	0	7	7	15	—	—	—	—	—



IN THE SYSTEM



BEN JONES CENTER

Shoots: Left **Height:** 6-0 **Weight:** 200

Born: February 26, 1999; Waterloo, Ontario

Acquired: Signed as a free agent, July 1, 2024

2024-25: Skated in 26 games with Minnesota and recorded a career-high 51 hits...Ranked fourth on Iowa in points, assists and shots and T-7th in goals...**2023-24:** Led team in games played and shots (209), ranked T-1st in goals, second in points, T-3rd in PPG (5) and T-5th in assists and plus/minus rating...**2022-23:** Ranked third on Calgary in points, T-3rd in assists, and fourth in goals...Led the Wranglers in shots (202) and ranked T-1st with a rating of plus-28...Ranked T-3rd in AHL in SHG (3)... Registered two points (1-1=2) in nine postseason games...**2021-22:** Ranked second in goals and points for the Silver Knights...Ranked sixth in assists, third in shots (145), and T-7th in PPG (3)...Set a career high in GWG (4)... Recorded a five game point streak (3-3=6, 1/7-1/15/22)...**2020-21:** Ranked sixth among Henderson forwards in goals, assists, and points... Ranked sixth in shots (53)...**2019-20:** Split season between Fort Wayne (ECHL) and Chicago (AHL)...Ranked T-4th in assists and sixth in points among Wolves rookies... Record first AHL point with an assist against Grand Rapids (10/5/19)...Registered first AHL goal and GWG against Iowa (11/17/19)...**2018-19:** Set career highs in goals, assists and points... Ranked T-6th in OHL for assists and points... Ranked second on Niagara in goals (behind Jason Robertson)... Ranked T-1st in PPG (17) and fourth in PPA (20)...Ranked sixth on team with a rating of plus-32 and second in PIM... Recorded a career-high 10 game point streak (10-16=26, 12/29- 1/19/19)...Registered seven points (2-5=7) in 11 postseason appearances...**2017-18:** Ranked third on the team in goals, assists and fourth in points...Ranked T-1st in PPG (13) and SHG (2)... Ranked second among OHL centers in faceoffs won...Ranked first on the team in postseason scoring and T-1st in postseason points...**2016-17:** Led IceDogs in assists... Ranked third in points, T-6th in goals, fourth in PPA, and fifth in PIM...Selected by Vegas in the seventh round (189th overall) of the 2017 NHL Draft...**2015-16:** Led Niagara rookies in scoring, assists, and points...Ranked T-7th in GWG (2).

SEASON	CLUB	LEAGUE	REGULAR SEASON					PLAYOFFS				
			GP	G	A	PTS	PIM	GP	G	A	PTS	PIM
2015-16	Niagara	OHL	61	5	4	9	16	6	0	0	0	4
2016-17	Niagara	OHL	63	13	37	50	56	4	0	1	1	6
2017-18	Niagara	OHL	68	30	49	79	53	10	5	7	12	10
2018-19	Niagara	OHL	68	41	61	102	82	11	2	5	7	8
2019-20	Fort Wayne	ECHL	8	1	4	5	7	—	—	—	—	—
	Chicago	AHL	36	2	5	7	17	—	—	—	—	—
2020-21	Henderson	AHL	38	7	9	16	39	5	1	1	2	0
2021-22	Henderson	AHL	66	25	16	41	74	2	0	0	0	2
	VEGAS	NHL	2	0	0	0	2	—	—	—	—	—
2022-23	Calgary	AHL	71	17	37	54	63	9	1	1	2	14
2023-24	Calgary	AHL	72	21	22	43	59	6	0	0	0	6
2024-25	Iowa	AHL	48	13	23	36	30	—	—	—	—	—
	MINNESOTA	NHL	26	0	0	0	10	—	—	—	—	—



IN THE SYSTEM



MATT KIERSTED DEFENSEMAN

Shoots: Left **Height:** 6-0 **Weight:** 183

Born: April 14, 1998; Elk River, Minnesota

Acquired: Signed as a free agent, July 2, 2025

2024-25: Led the AHL with a career best plus-34 rating...Ranked second on team in assists and second among team defensemen in scoring...Tallied an assist at TB (4/15)...**2023-24:** Ranked second on team with a plus-14 rating...**2022-23:** Ranked third among team defensemen in scoring...Registered NHL career highs in games played, points, assists, PIM and plus/minus rating (plus-4)...Recorded a point in consecutive games (1-1=2, 12/6/22 at WPG and 12/8/22 vs. DET)...**2021-22:** Tallied first career NHL goal vs. LA (12/16/21, Quick)...Tallied an assist for first career NHL point vs. NYI (10/16/21)...**2020-21:** Made NHL debut at CBJ (4/3/21)...Signed as a free agent by Florida (4/1/21)...**2017-21:** Tallied 77 points (20-57=77) in 127 games during four seasons at the University of North Dakota...Served as an alternate captain as a junior and senior...Named to the 2021 NCHC First All-Star Team, the 2021 NCAA West Second All-American Team and the 2021 NCAA USCHO Third Team...**2013-15:** Played two seasons at Elk River High School.

SEASON	CLUB	LEAGUE	REGULAR SEASON					PLAYOFFS				
			GP	G	A	PTS	PIM	GP	G	A	PTS	PIM
2017-18	North Dakota	NCHC	29	4	4	8	10	-	-	-	-	-
2018-19	North Dakota	NCHC	36	7	11	18	35	-	-	-	-	-
2019-20	North Dakota	NCHC	33	6	23	29	50	-	-	-	-	-
2020-21	North Dakota	NCHC	29	3	19	22	28	-	-	-	-	-
	FLORIDA	NHL	7	0	0	0	2	-	-	-	-	-
2021-22	Charlotte	AHL	63	5	15	20	64	7	1	0	1	4
	FLORIDA	NHL	10	1	1	2	2	-	-	-	-	-
2022-23	Charlotte	AHL	49	6	15	21	44	7	0	3	3	16
	FLORIDA	NHL	20	1	3	4	6	-	-	-	-	-
2023-24	Charlotte	AHL	57	4	11	15	53	3	0	0	0	6
2024-25	Charlotte	AHL	64	1	28	29	40	13	0	8	8	12
	FLORIDA	NHL	2	0	1	1	2	-	-	-	-	-



RASMUS KUMPULAINEN FORWARD

Shoots: Left **Height:** 6-2 **Weight:** 205

Born: August 8, 2005; Lahti, Finland

Acquired: Selected in the second round (53rd overall) of the 2023 NHL Draft

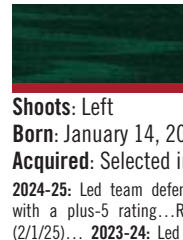
2024-25: Scored two goals on Sept. 11, becoming fifth-youngest player in Liiga history to score two goals in first career game...Collected three points (2-1=3), 15 shots on goal and averaged 14:15 in TOI/game in six contests for Finland in the 2025 IIHF World Junior Championship (alternate captain)...**2023-24:** Ranked fourth on team in goals, fifth in shots (173), seventh in points and 10th in assists...Tallied first career multi-point game on Apr. 14...

Recorded two points in seven games for Finland in the World Junior Classic...**2022-23:** Ranked T-3rd on team in assists and fifth in scoring...Tallied five points (3-2=5) in five games for Finland at 2023 IIHF Under-18 World Championship...Served as assistant captain...Collected three points (1-2=3) in five games to help Finland earn bronze medal at 2022 Hlinka Gretzky Cup...**2021-22:** Ranked fifth on Under-18 team in scoring despite playing in only nine games.

SEASON	CLUB	LEAGUE	REGULAR SEASON					PLAYOFFS				
			GP	G	A	PTS	PIM	GP	G	A	PTS	PIM
2020-21	Pelicans U18	Finland	27	6	14	20	0	-	-	-	-	-
	Pelicans U20	Finland	6	0	2	2	2	-	-	-	-	-
2021-22	Pelicans U18	Finland	9	8	13	21	2	-	-	-	-	-
	Pelicans U20	Finland	43	8	9	17	2	7	3	0	0	0
2022-23	Pelicans U18	Finland	3	1	1	2	2	-	-	-	-	-
	Pelicans U20	Finland	41	11	23	34	26	4	1	1	2	2
	Pelitat	Finland	2	0	0	0	2	-	-	-	-	-
2023-24	Oshawa Generals	OHL	58	28	28	56	48	21	3	8	11	10
2024-25	Pelicans	Liiga	48	8	8	16	18	9	0	1	1	4



IN THE SYSTEM



CARSON LAMBOS DEFENSEMAN

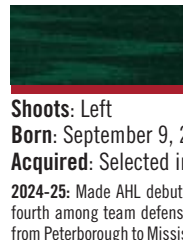
Shoots: Left **Height:** 6-1 **Weight:** 202

Born: January 14, 2003; Winnipeg, Manitoba

Acquired: Selected in the first round (26th overall) of the 2021 NHL Draft

2024-25: Led team defensemen in goals and ranked second in points...Ranked T-3rd among team skaters with a plus-5 rating...Registered season-high plus-3 ratings vs. Milwaukee (12/8/24) and vs. Springfield (2/1/25)...**2023-24:** Led Iowa rookie defensemen in scoring, goals, assists and shots on goal (85)...Ranked second among Iowa defensemen in PIM and shots on goal...**2022-23:** Ranked fourth in the WHL with a plus-60 rating...Ranked second among team defensemen in assists...Ranked third on team in plus/minus rating...Tallied four assists at Red Deer (1/28/23)...Ranked T-1st among team defensemen with a plus-11 rating in the playoffs as Winnipeg lost to Seattle in WHL championship...**2021-22:** Played in one game at 2022 IIHF World Junior Championship as Canada won gold medal...Named to the WHL East Division First All-Star Team...Ranked fifth among WHL defensemen with a plus-42 rating...Led team defensemen in goals and ranked second in scoring...Tallied 13 multi-point games...**2020-21:** Signed three-year, entry-level contract with Minnesota (8/25/21)...Spent majority of the season on loan to JYP in Finland...Appeared in 13 games with their junior team, scoring two goals and posting nine assists...Had three assists in two games for Under-18 team...Skated in two games with Winnipeg (WHL) before having season cut short due to injury...**2019-20:** Led WHL rookie defensemen in scoring, ranked T-1st in GWG (3), second in assists and T-2nd in goals...Represented Canada White at the 2019 World Under-17 Hockey Challenge and tallied five assists in six games...Named a tournament All-Star.

SEASON	CLUB	LEAGUE	REGULAR SEASON					PLAYOFFS				
			GP	G	A	PTS	PIM	GP	G	A	PTS	PIM
2018-19	Kootenay	WHL	5	1	0	1	2	-	-	-	-	-
2019-20	Winnipeg	WHL	57	8	24	32	32	-	-	-	-	-
2020-21	JYP HT Jyväskylä	SM-liiga	2	0	0	0	0	-	-	-	-	-
	Winnipeg	WHL	2	0	0	0	0	-	-	-	-	-
2021-22	Winnipeg	WHL	51	10	37	47	57	15	0	8	8	14
2022-23	Winnipeg	WHL	61	12	36	48	63	19	1	6	7	4
2023-24	Iowa	AHL	69	4	10	14	64	-	-	-	-	-
2024-25	Iowa	AHL	68	5	14	19	43	-	-	-	-	-



STEVIE LESKOVAR DEFENSEMAN

Shoots: Left **Height:** 6-4 **Weight:** 212

Born: September 9, 2004; Cambridge, Ontario


Acquired: Selected in the sixth round (174th overall) of the 2024 NHL Draft

2024-25: Made AHL debut with Iowa vs. Grand Rapids (4/19/25)...Led team with 2:17 PIM/G...**2023-24:** Ranked fourth among team defensemen in points and assists...**2022-23:** Scored first career OHL goal on Jan. 29...Traded from Peterborough to Mississauga on Jan. 10...**2021-22:** Made OHL debut on Nov. 4 with Peterborough vs. North Bay...Ranked fourth on Lakefield Chiefs (PJHL) in goals and fifth in points (10-8=18)...Recorded nine points (2-7=9) and 30 PIM in 12 playoff games.

SEASON	CLUB	LEAGUE	REGULAR SEASON					PLAYOFFS				
			GP	G	A	PTS	PIM	GP	G	A	PTS	PIM
2021-22	Lakefield	PJHL	16	10	8	18	22	12	2	7	9	30
	Peterborough	OHL	12	0	0	0	6	-	-	-	-	-
2022-23	Peterborough	OHL	26	0	0	0	17	-	-	-	-	-
	Mississauga	OHL	26	1	2	3	31	5	0	1	1	2
2023-24	Mississauga	OHL	61	2	10	12	113	4	0	0	0	15
2024-25	Brampton	OHL	35	1	5	6	76	6	0	0	0	10
	Iowa	AHL	1	0	0	0	0	-	-	-	-	-



IN THE SYSTEM



BRADLEY MAREK FORWARD

Shoots: Left **Height:** 6-3 **Weight:** 200

Born: November 13, 2000; Big Rapids, Michigan

Acquired: Signed as a free agent, July 2, 2025

2024-25: Ranked second on the team in PIM...Scored a season-high two goals in his Iowa debut vs. Mantioba (10/13/24)...**2023-24:** Split the season between San Jose (AHL) and Wichita (ECHL)...Scored two goals vs. Tucson (12/20/23)...Ranked fifth on Wichita in points/game...**2022-23:** Ranked third on Ferris State in points and fourth in goals and assists...Tied for team lead with three power-play goals...**2021-22:** Tied for team lead in goals and

ranked T-2nd in points...Named CCHA Rookie of the Year after finishing second among league freshman in points...Led all CCHA forwards and freshmen skaters in blocked shots...**2020-21:** Ranked T-4th on Muskegon with a plus-16 rating...**2019-20:** Scored first goal with Youngstown vs. USNDP (11/16/19)...**2018-19:** Led Central Illinois in games played and ranked T-2nd with two GWG...**2017-18:** Ranked T-7th on Central Illinois in goals...**2016-17:** Made USHL debut with Bloomington Thunder at Chicago (12/16/16)...Played in two total games for Bloomington on the season.

SEASON	CLUB	LEAGUE	REGULAR SEASON					PLAYOFFS				
			GP	G	A	PTS	PIM	GP	G	A	PTS	PIM
2017-18	Central Illinois	USHL	32	8	4	12	20	—	—	—	—	—
2018-19	Central Illinois	USHL	62	11	7	18	31	—	—	—	—	—
2019-20	Youngstown	USHL	47	3	5	8	33	—	—	—	—	—
2020-21	Youngstown	USHL	6	2	0	2	4	—	—	—	—	—
	Muskegon	USHL	42	13	12	25	28	4	2	1	3	12
2021-22	Ferris State	CCHA	36	10	9	19	12	—	—	—	—	—
2022-23	Ferris State	CCHA	36	7	10	17	10	—	—	—	—	—
2023-24	San Jose	AHL	26	5	1	6	4	—	—	—	—	—
	Wichita	ECHL	37	13	18	31	26	—	—	—	—	—
2024-25	Iowa	AHL	50	8	5	13	67	—	—	—	—	—



KYLE MASTERS DEFENSEMAN

Shoots: Right **Height:** 6-1 **Weight:** 176

Born: January 26, 2003; White Rock, British Columbia

Acquired: Selected in the fourth round (118th overall) of the 2021 NHL Draft

2023-24: Ranked T-4th among Heartlander defensemen in points...Scored his first AHL goal at Chicago (10/29/24)...

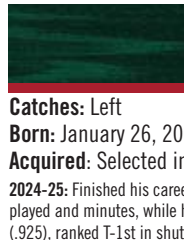
2023-24: Split season between Iowa Heartlanders (ECHL) and Iowa (AHL)...Led Heartlanders defensemen in points and ranked T-1st in goals...Ranked second among Iowa (AHL) defensemen with a plus-3 rating...**2022-23:** Ranked second in PPA (32), sixth in assists and T-7th in scoring among WHL defensemen...Led team defensemen in assists,

ranked second in scoring and PPG (5) and third with a plus-26 rating...Signed three-year, entry-level contract with Minnesota (3/9/23)...**2021-22:** Ranked fourth on team in plus/minus rating (plus-24)...**2020-21:** Led Red Deer defensemen and ranked fourth on the Rebels in scoring...Tallied three multi-point games...**2019-20:** Ranked T-3rd among WHL rookie defensemen in PPG (2)...Played for Canada Red at the 2019 World Under-17 Hockey Challenge and recorded three assists in four games.

SEASON	CLUB	LEAGUE	REGULAR SEASON					PLAYOFFS				
			GP	G	A	PTS	PIM	GP	G	A	PTS	PIM
2019-20	Red Deer	WHL	24	2	1	3	21	—	—	—	—	—
2020-21	Red Deer	WHL	20	0	10	10	14	—	—	—	—	—
2021-22	Red Deer	WHL	65	3	11	14	37	10	0	2	2	2
2022-23	Kamloops	WHL	66	11	54	65	35	14	1	6	7	10
2023-24	Iowa	ECHL	32	4	15	19	2	—	—	—	—	—
	Iowa	AHL	19	0	3	3	6	—	—	—	—	—
2024-25	Iowa	ECHL	27	5	8	13	8	7	0	2	2	4
	Iowa	AHL	16	1	2	3	3	—	—	—	—	—



IN THE SYSTEM



RILEY MERCER GOALTENDER

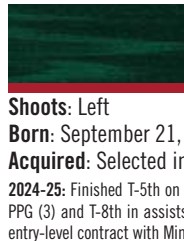
Catches: Left **Height:** 6-2 **Weight:** 203

Born: January 26, 2003; White Rock, British Columbia

Acquired: Selected in the third round (86th overall) of the 2021 NHL Draft

2024-25: Finished his career at Drummondville as the franchise leader in wins, shutouts, shootout wins, games played and minutes, while his .907 career SV% ranks first in team history...For the season, led the QMJHL in SV% (.925), ranked T-1st in shutouts, third in GAA, fifth in saves and T-7th in wins...**2023-24:** Set career-highs in games played and wins and ranked T-2nd in the QMJHL in wins...Helped lead Voltigeurs to a QMJHL Championship with a 16-2-1 record, a 1.89 GAA, a .934 SV% and one shutout in 19 postseason games...Tied his career-high with 43 saves in a shutout playoff win over Baie-Comeau (5/9/24)...**2022-23:** Made a career-high 43 saves in the postseason vs. Sherbrooke (4/18/23)...**2021-22:** Tallied his first career shutout at Victoriaville (10/15/21), making 17 saves...**2020-21:** Made his QMJHL debut vs. Rouyn-Noranda (1/31/21), saving 21-of-25 shots faced.

SEASON	CLUB	LEAGUE	REGULAR SEASON							PLAYOFFS				
			GP	W	L	OT	GAA	SO		GP	W	L	GAA	SO
2020-21	Drummondville	QMJHL	4	2	1	0	3.08	0		—	—	—	—	—
2021-22	Drummondville	QMJHL	29	9	11	5	3.62	2		—	—	—	—	—
2022-23	Drummondville	QMJHL	22	13	7	1	3.07	1		9	4	5	3.26	0
2023-24	Drummondville	QMJHL	49	31	13	4	2.83	2		19	16	3	1.89	2
2024-25	Drummondville	QMJHL	46	27	15	4	2.53	5		1	0	0	0.00	0



MICHAEL MILNE FORWARD

Shoots: Left **Height:** 5-11 **Weight:** 195

Born: September 21, 2002; Abbotsford, British Columbia


Acquired: Selected in the third round (89th overall) of the 2022 NHL Draft

2024-25: Finished T-5th on Iowa in goals...Made NHL debut vs. DAL (11/16/24)...**2023-24:** Ranked T-7th on team in PPG (3) and T-8th in assists...**2022-23:** Ranked second among Iowa rookies in goals and points...Signed three-year, entry-level contract with Minnesota (10/19/22)...**2021-22:** Ranked second in the WHL with a plus-56 rating and T-10th in goals...Led team in goals and plus/minus rating (plus-18) and ranked fourth in scoring in the playoffs...Ranked second on team in goals, T-2nd in points, T-3rd in PPG (8), fourth in GWG (5) and T-4th in assists during regular season...**2020-21:** Ranked T-2nd on team in GWG (2) and T-4th with a plus-9 rating...**2019-20:** Ranked fifth on team with a plus-10 rating.

SEASON	CLUB	LEAGUE	REGULAR SEASON					PLAYOFFS				
			GP	G	A	PTS	PIM	GP	G	A	PTS	PIM
2018-19	Kootenay	WHL	39	2	3	5	12	—	—	—	—	—
2019-20	Winnipeg	WHL	53	13	20	33	32	—	—	—	—	—
2020-21	Winnipeg	WHL	14	6	6	12	4	—	—	—	—	—
2021-22	Winnipeg	WHL	68	38	43	81	55	15	13	6	19	4
2022-23	Iowa	AHL	57	7	6	13	12	2	0	0	0	0
2023-24	Iowa	AHL	40	8	13	21	34	—	—	—	—	—
2024-25	Iowa	AHL	60	15	11	26	44	—	—	—	—	—
	MINNESOTA	NHL	1	0	0	0	0	—	—	—	—	—



IN THE SYSTEM



LIAM OHGREN LEFT WING

Shoots: Left **Height:** 6-1 **Weight:** 201
Born: January 28, 2004; Stockholm, Sweden
Acquired: Selected in the first round (19th overall) of the 2022 NHL Draft

2024-25: Split season between Minnesota and Iowa...Led Iowa in PPG (8) while ranking T-2nd in points, third in goals and sixth in assists...Selected to the 2025 AHL All-Star Classic...**2023-24:** Made NHL debut at VGK (4/12/24)...Recorded first NHL goal and multi-point game (1-1=2) at SJ (4/13/24, Blackwood)...**2022-23:** Ranked fifth on team in goals and plus/minus rating and eighth in scoring...Led team in goals and ranked fourth in playoff scoring as Djurgardens lost in championship...Served as alternate captain for Sweden at 2023 IIHF World Junior Championship...Recorded two goals in seven games...**2021-22:** Notched one assist in seven games at 2022 IIHF World Junior Championship as Sweden won bronze medal...Signed three-year, entry-level contract with the Wild (7/16/22)...Named Best Forward in Sweden's Junior League...Led Sweden's Junior League in goals, points and plus/minus rating (plus-41)...Captained Sweden to the gold medal at the 2022 IIHF Under-18 World Championship...Ranked T-7th in tournament scoring with nine points (3-6=9) in six games...Recorded two goals and an assist including the GWG in gold medal game vs. the United States...Helped Sweden earn a bronze medal at the 2021 Hlinka Gretzky Cup where he ranked second on team in scoring with seven points (4-3=7) in five games...**2020-21:** Split season between Djurgardens Junior and Under-18 team.

SEASON	CLUB	LEAGUE	REGULAR SEASON					PLAYOFFS				
			GP	G	A	PTS	PIM	GP	G	A	PTS	PIM
2020-21	Djurgarden	SWE Jr.	8	4	2	6	0	—	—	—	—	—
	Djurgarden	SWE U18	8	5	8	13	2	—	—	—	—	—
2021-22	Djurgarden	SWE Jr.	30	33	25	58	6	6	2	4	6	4
	Djurgarden	SWE	25	1	1	3	6	—	—	—	—	—
2022-23	Djurgarden	SWE	36	11	9	20	2	17	8	5	13	4
2023-24	Farjestad BK	SHL	26	12	7	19	12	4	0	0	0	0
	Iowa	AHL	3	0	0	0	0	—	—	—	—	—
	MINNESOTA	NHL	4	1	1	2	0	—	—	—	—	—
2024-25	Iowa	AHL	41	19	18	37	10	—	—	—	—	—
	MINNESOTA	NHL	24	2	3	5	2	—	—	—	—	—



JACK PEART DEFENSEMAN

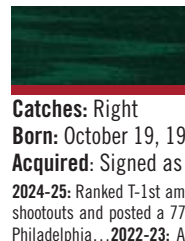
Shoots: Left **Height:** 5-11 **Weight:** 185
Born: May 15, 2003; Grand Rapids, Minnesota
Acquired: Selected in the second round (54th overall) of the 2021 NHL Draft

2024-25: Led Iowa rookie defensemen in points and assists...**2023-24:** Appeared in nine games for Iowa...Recorded first professional point with an assist at Manitoba (4/13/24)...Netted first professional goal at Chicago (4/20/24)...**2022-23:** Ranked second on team in assists and sixth in plus/minus rating (14)...Point total ranked second among team defensemen...Named to the NCHC All-Tournament Team and the NCHC Second All-Star Team...Won bronze medal with Team USA at 2023 IIHF World Junior Championship...Recorded three assists, six shots on goal and a plus-3 rating in seven games...**2021-22:** Tallied two assists in four games for the United States at 2022 IIHF World Junior Championship...Led team freshman in assists and points...Ranked fourth on team in assists...Named NCHC Rookie of the Week (10/18/22)...**2020-21:** Named Minnesota's 2021 Mr. Hockey as state's top senior high school player...Led Grand Rapids High School in assists and scoring and ranked second in goals...Led Fargo defensemen in goals, assists and scoring in the playoffs...**2019-20:** Team captain for Grand Rapids...Led team in goals and scoring and ranked third in assists...Played for Team USA's Under-17 National Team at the 2019 Five Nations Tournament in Germany.

SEASON	CLUB	LEAGUE	REGULAR SEASON					PLAYOFFS				
			GP	G	A	PTS	PIM	GP	G	A	PTS	PIM
2019-20	Fargo	USHL	5	0	2	2	2	—	—	—	—	—
	Grand Rapids	High-MN	25	13	14	27	10	—	—	—	—	—
2020-21	Fargo	USHL	24	1	14	15	14	9	2	5	7	2
	Grand Rapids	High-MN	18	11	24	35	4	—	—	—	—	—
2021-22	St. Cloud State Univ.	NCHC	32	2	15	17	24	—	—	—	—	—
2022-23	St. Cloud State Univ.	NCHC	39	3	21	24	24	—	—	—	—	—
2023-24	St. Cloud State Univ.	NCHC	38	3	11	14	18	—	—	—	—	—
	Iowa	AHL	9	1	1	2	2	—	—	—	—	—
2024-25	Iowa	AHL	53	1	6	7	31	—	—	—	—	—



IN THE SYSTEM



CALVIN PETERSEN GOALTENDER

Catches: Right **Height:** 6-3 **Weight:** 187
Born: October 19, 1994; Waterloo, Iowa
Acquired: Signed as a free agent, July 2, 2025

2024-25: Ranked T-1st among AHL goalies with four assists...**2023-24:** Led team in shutouts...Won seven of nine shootouts and posted a 77.8% shootout save percentage...Won two games in five NHL contests (four starts) with Philadelphia...**2022-23:** Appeared in 100th career NHL game vs. NYR (11/22/22)...Recorded consecutive wins twice with Los Angeles...**2021-22:** Set NHL career highs in games played, games started (35), wins and shutouts...**2020-21:** Went 5-2-0 with a 1.29 GAA and a .953 SV% in seven games to help United States earn a bronze medal at the 2021 IIHF World Championship...Ranked first in GAA and SV% and named the tournament's best goaltender...Ranked eighth among NHL goaltenders in saves and shots against...Registered first career NHL assist in 4-1 win vs. STL (3/17/21)...Made NHL career high 44 saves in 2-0 loss at COL (3/12/21)...**2019-20:** Went 4-1-0 with a .942 SV% and a 2.42 GAA in five home starts for the Kings...Ranked T-7th in the AHL in shutouts...Played in AHL All-Star Game...**2018-19:** Ranked fourth among NHL rookie goaltenders in SV% and fifth in GAA...Stopped all 29 shots faced to earn 2-0 victory for first career NHL shutout at STL (11/19/18)...Stopped 34-of-35 shots faced and both shootout attempts to earn a 2-1 shootout win in his first career NHL start at CHI (11/16/18)...Made NHL debut, in relief, vs. TOR (11/13/18)...**2017-18:** Ranked T-6th among AHL goaltenders in wins and T-7th in shutouts (first among rookie goaltenders in both categories)...Played in AHL All-Star Game...**2014-17:** Played three seasons at Notre Dame...Named to the 2014 Hockey East All-Rookie Team...Named to the 2017 Hockey East First All-Star Team and served as team captain...**2013-14:** Selected by Buffalo in the fifth round (129th overall) of the 2013 NHL Draft.

			REGULAR SEASON						PLAYOFFS					
SEASON	CLUB	LEAGUE	GP	W	L	OT	GAA	SO	GP	W	L	GAA	SO	
2014-15	Notre Dame	Hockey East	33	13	16	3	2.51	4	-	-	-	-	-	
2015-16	Notre Dame	Hockey East	37	19	11	7	2.20	1	-	-	-	-	-	
2016-17	Notre Dame	Hockey East	40	23	12	5	2.22	6	-	-	-	-	-	
2017-18	Ontario	AHL	41	23	14	2	2.58	4	4	1	3	2.38	0	
2018-19	Ontario	AHL	38	13	22	1	4.02	0	-	-	-	-	-	
	LOS ANGELES	NHL	11	5	4	1	2.61	1	-	-	-	-	-	
2019-20	Ontario	AHL	37	17	15	4	3.43	3	-	-	-	-	-	
	LOS ANGELES	NHL	8	5	3	0	2.64	0	-	-	-	-	-	
2020-21	LOS ANGELES	NHL	35	9	18	5	2.89	0	-	-	-	-	-	
2021-22	LOS ANGELES	NHL	37	20	14	2	2.89	3	1	0	0	7.45	0	
2022-23	Ontario	AHL	40	16	20	4	2.88	2	-	-	-	-	-	
	LOS ANGELES	NHL	10	5	3	2	3.75	0	-	-	-	-	-	
2023-24	Lehigh Valley	AHL	28	10	15	3	2.71	2	6	3	3	2.7	1	
	PHILADELPHIA	NHL	5	2	2	0	3.90	0	-	-	-	-	-	
2024-25	Lehigh Valley	AHL	31	13	15	3	3.14	0	3	1	2	3.76	0	



IN THE SYSTEM



TYLER PITLICK RIGHT WING

Shoots: Left **Height:** 6-2 **Weight:** 202
Born: November 1, 1991; Minneapolis, Minnesota
Acquired: Signed as a free agent, July 2, 2025

2024-25: Led team in GWG (5), ranked T-1st in goals, second with a plus-17 rating and T-3rd in scoring...**2023-24:** Played in 400th career NHL game at NSH (12/2/23)...**2022-23:** Recorded 100th career NHL point with a goal vs. VGK (3/12/23)...**2021-22:** Split season between the Flames and Canadiens...**2020-21:** Averaged a career-high 16:21 in time on ice/game...**2019-20:** Recorded first career Stanley Cup Playoff goal at TB (8/8/20)...Notched career-highs with a plus-11 rating and 132 hits...**2018-19:** Traded from Dallas to Philadelphia for Ryan Hartman (6/24/19)...Made Stanley Cup Playoff debut in Game 1 of Western Conference First Round at NSH (4/10/19)...**2017-18:** Recorded career highs in games played, points, goals, assists, PIM, blocked shots (57) shots on goal (129)...Ranked second among team forwards in shorthanded time on ice/game (1:44) and third in blocked shots (57)...**2016-17:** Played first full NHL season with Edmonton before suffering torn ACL (12/20/16)...**2015-16:** Most 41 games due to a lacerated spleen (1/2/15)...**2014-15:** Split season between Edmonton and Oklahoma City (AHL)...**2013-14:** Tallied first career NHL goal (and point) at PHX (10/26/13, Smith)...Made NHL debut at MTL (10/22/13)...**2011-12:** Led team rookies in PPGs (3) and assists...**2010-11:** Finished third among WHL rookies in scoring and goals...Selected by Edmonton in the second round (31st overall) of the 2010 NHL Draft...**2009-10:** Ranked third among WCHA freshman in goals and seventh in scoring...**2007-09:** Played two seasons at Centennial High School.

SEASON	CLUB	LEAGUE	REGULAR SEASON					PLAYOFFS				
			GP	G	A	PTS	PIM	GP	G	A	PTS	PIM
2009-10	Minnesota State Univ.	NCAA	38	11	8	19	27	-	-	-	-	-
2010-11	Medicine Hat	WHL	56	27	35	62	31	-	-	-	-	-
2011-12	Oklahoma City	AHL	62	7	16	23	28	13	2	5	7	2
2012-13	Oklahoma City	AHL	44	3	7	10	10	16	2	4	6	8
2013-14	EDMONTON	NHL	10	1	0	1	0	-	-	-	-	-
	Oklahoma City	AHL	39	8	14	22	10	2	0	0	0	0
2014-15	EDMONTON	NHL	17	2	0	2	4	-	-	-	-	-
	Oklahoma City	AHL	14	3	6	9	8	-	-	-	-	-
2015-16	Bakersfield	AHL	37	7	14	21	4	-	-	-	-	-
2016-17	EDMONTON	NHL	31	8	3	11	6	-	-	-	-	-
2017-18	DALLAS	NHL	80	14	13	27	34	-	-	-	-	-
2018-19	DALLAS	NHL	47	8	4	12	6	6	0	0	0	2
2019-20	PHILADELPHIA	NHL	63	8	12	20	12	16	2	1	3	0
2020-21	ARIZONA	NHL	38	6	5	11	16	-	-	-	-	-
2021-22	CALGARY	NHL	25	0	2	2	2	-	-	-	-	-
	MONTREAL	NHL	14	1	2	3	4	-	-	-	-	-
2022-23	ST. LOUIS	NHL	61	7	9	16	14	-	-	-	-	-
2023-24	NEW YORK	NHL	34	1	3	4	4	-	-	-	-	-
	Hartford	AHL	22	3	4	7	2	10	1	2	3	4
2024-25	Providence	AHL	59	21	25	46	34	7	1	0	1	2

IN THE SYSTEM



DAVID SPACEK DEFENSEMAN

Shoots: Right **Height:** 6-0 **Weight:** 197
Born: February 18, 2003; Columbus, Ohio
Acquired: Selected in the fifth round (153rd overall) of the 2022 NHL Draft

2024-25: Led Iowa skaters in games played and team defensemen in points and assists...Recorded two assists in eight games for Czechia at the 2025 IIHF World Championship...**2023-24:** Ranked T-2nd among Iowa rookies in points and assists...Netted first professional goal against Rockford (11/19/23)...Recorded five assists in 10 games to help Czechia claim gold at the 2024 IIHF World Championship...**2022-23:** Ranked second in plus/minus rating (plus-53) and T-2nd in PPG (7) among QMJHL defensemen...Named the QMJHL Defenseman of the Month for February...Recorded a nine-game assist streak (10/23-11/16/22)...Earned a silver medal with Team Czechia at 2023 IIHF World Junior Championship, recording eight points (3-5=8), 11 shots and a plus-7 in seven games...Named one of Czechia's Top 3 Players of the tournament...Ranked T-3rd in tournament scoring by defensemen...Signed a three-year, entry-level contract with Minnesota on March 6, 2023...**2021-22:** Recorded one assist in seven games for Czechia at 2022 IIHF World Junior Championship...Named one of Czechia's Top 3 Players of the tournament...Named the QMJHL Defensive Rookie of the Year and to the QMJHL All-Rookie Team...Led QMJHL rookies in PPA (6) and ranked second in scoring and assists in the playoffs...Ranked second among QMJHL defensemen in PPG (8), T-3rd in PPA (20), ninth in scoring and T-9th in assists in regular season...Led QMJHL rookies in PPA, ranked second in scoring and assists and third in plus/minus rating (plus-21)...Named Rookie of the Month for September/October...**2020-21:** Played in three games for Czechia at the 2021 IIHF Under-18 World Championship...Also played in 2021 Four Nations Tournament...**2019-20:** Played for Czechia at the 2019 Five Nations Tournament, the 2019 World Under-17 Hockey Challenge (bronze medal) and the 2020 Five Nations Tournament...His dad, Jaroslav Spacek, collected 355 points (82-273=355) in 880 career NHL games with Florida, Chicago, Columbus, Edmonton, Buffalo, Montreal and Carolina (1998-2012).

SEASON	CLUB	LEAGUE	REGULAR SEASON					PLAYOFFS				
			GP	G	A	PTS	PIM	GP	G	A	PTS	PIM
2020-21	HC Plzen	CZE Jr.	8	1	3	4	32	-	-	-	-	-
	HC Stadion Litomerice	CZE 2	2	0	1	1	0	-	-	-	-	-
2021-22	Sherbrooke	QMJHL	57	12	38	50	44	11	2	11	13	8
2022-23	Sherbrooke	QMJHL	58	13	44	57	30	14	3	5	8	8
2023-24	Iowa	ECHL	3	2	0	2	0	-	-	-	-	-
	Iowa	AHL	61	3	9	12	21	-	-	-	-	-
2024-25	Iowa	AHL	72	4	27	31	31	-	-	-	-	-

DANIIL YUROV FORWARD

Shoots: Left **Height:** 6-1 **Weight:** 195
Born: December 22, 2022; Chelyabinsk, Russia
Acquired: Selected in the first round (24th overall) of the 2022 NHL Draft.

2024-25: Ranked T-1st on team in goals and T-6th in points before injury ended his regular season...**2023-24:** Won the KHL's Gagarin Cup with Metallurg Magnitogorsk...Broke KHL record for most points scored by a player under 21 years old, previously held by Vladimir Tarasenko...Lead the team in points, goals, plus-minus rating (plus-22) and shots (160) while ranking second in assists and PPG (six)...**2022-23:** Ranked third on team with a plus-8 rating...Played in all 11 KHL playoff games for Magnitogorsk Metallurg...**2021-22:** Split season between the KHL and the MHL, Russia's Junior League...Played in 19 playoff games as Metallurg Magnitogorsk lost to CSKA Moscow in KHL Final...Registered four points (3-1=4) in three games with Russia at the 2021 Four Nations Tournament...**2020-21:** Earned silver medal with Russia at the 2021 IIHF Under-18 World Championship...Ranked T-5th in tournament scoring with 11 points (4-7=11) in seven games...**2019-20:** Tallied eight points (2-6=8) in six games to help Russia win gold medal at the 2019 World Under-17 Hockey Challenge.

SEASON	CLUB	LEAGUE	REGULAR SEASON					PLAYOFFS				
			GP	G	A	PTS	PIM	GP	G	A	PTS	PIM
2019-20	Magnitogorsk	MHL	18	6	7	13	6	5	0	0	0	0
2020-21	Magnitogorsk	KHL	21	1	1	2	0	3	1	0	1	0
	Magnitogorsk	MHL	23	13	12	25	8	3	2	1	3	2
2021-22	Magnitogorsk	KHL	21	0	0	0	2	19	0	0	0	0
	Magnitogorsk	MHL	23	13	23	36	8	2	1	0	1	0
2022-23	Magnitogorsk	KHL	59	6	6	12	8	11	0	0	0	2
	Magnitogorsk	MHL	12	4	11	15	6	-	-	-	-	-
2023-24	Magnitogorsk	KHL	62	21	28	49	35	23	6	3	9	12
2024-25	Magnitogorsk	KHL	46	13	12	25	10	5	1	0	1	0





FUTURE WILD



LIRIM AMIDOVSKI

Position: Forward **Shoots:** Right **Height:** 6-1 **Weight:** 181

Born: December 22, 2006; Alliston, Ontario

Acquired: Selected in the fourth round (No. 121 overall) of the 2025 NHL Draft

2024-25: Ranked second among North Bay skaters in goals and fifth in points...Notched a season-high two goals at Barrie (9/28) and vs. Oshawa (3/20)...**2023-24:** Ranked second among team rookies in points, goals and assists as North Bay advanced to the OHL semifinals...Recorded a season-high two points (1-1=2) vs. Ottawa (10/12)...**2022-23:** Made OHL debut and scored a goal at Niagara (3/25)...Led the Toronto Jr. Canadiens (GTHL) with 58 goals and ranked second with 83 points in 68 games.

REGULAR SEASON							PLAYOFFS					
SEASON	CLUB	LEAGUE	GP	G	A	PTS	PIM	GP	G	A	PTS	PIM
2022-23	North Bay	OHL	2	1	0	1	2	-	-	-	-	-
	Toronto Jr. Canadiens	GTHL U18	68	58	25	83	36	-	-	-	-	-
2023-24	North Bay	OHL	57	3	7	20	20	16	1	0	1	2
2024-25	North Bay	OHL	67	19	13	32	38	5	3	0	3	2



ADAM BENAK

Position: Forward **Shoots:** Left **Height:** 5-8 **Weight:** 163

Born: April 10, 2007; Plzen, Czechia

Acquired: Selected in the fourth round (No. 102 overall) of the 2025 NHL Draft

2024-25: Led Youngstown in points, ranked T-1st in assists and fourth in goals...Among USHL rookies, ranked first in assists and second in points...Named to the USHL All-Rookie Team and earned USHL Second All-Star Team honors...Represented Czechia at the Hlinka Gretzky Cup, winning a silver medal...Skated for Czechia at the U18 World Junior Classic and led team with seven points (2-5=7) in four games...**2023-24:** Ranked sixth among HC Plzen U20 skaters in assists and T-6th in points...Also skated in 18 games for HC Plzen in Czechia's top lead, recording two assists...Led all skaters with eight assists and tied for first with 10 points (2-8=10) at the Hlinka Gretzky Cup, leading Czechia to a silver medal...**2022-23:** Ranked T-5th among HC Plzen skaters in points and sixth in assists.

REGULAR SEASON							PLAYOFFS					
SEASON	CLUB	LEAGUE	GP	G	A	PTS	PIM	GP	G	A	PTS	PIM
2022-23	HC Plzen U20	Czechia U20	30	10	21	31	8	1	0	0	0	0
	HC Plzen U17	Czechia U17	12	13	11	24	14	14	6	24	30	4
2023-24	HC Plzen U20	Czechia U20	29	8	21	29	18	4	1	3	4	2
	HC Plzen	Czechia	18	0	2	2	18	-	-	-	-	-
2024-25	HC Plzen U17	Czechia U17	2	2	5	7	0	7	7	12	19	4
	Youngstown	USHL	56	17	42	59	36	3	0	3	3	2



NATE BENOIT

Position: Defenseman **Shoots:** Left **Height:** 6-1 **Weight:** 187

Born: November 26, 2002; Concord, New Hampshire

Acquired: Selected in the sixth round (182nd overall) of the 2021 NHL Draft

2024-25: Made 24 appearances on the backline for Quinnipiac...Tallied first assist of the season at Colgate (11/23/24)...**2023-24:** Made his collegiate debut vs. Wisconsin (10/14/23)...Tallied first collegiate point with assist vs. Omaha (1/12/24)...**2022-23:** Ranked T-1st on team in PPA (6)...Ranked second in scoring among team defensemen...Traded to Waterloo from Omaha (2/7/23)...Named USHL Defenseman of the Week (11/3/22)...Served as alternate captain for Waterloo...**2021-22:** Led team in plus/minus rating, ranked T-1st in PIM and led team defensemen in postseason scoring...Ranked third in plus/minus rating during regular season...Traded to Omaha Lancers (2/25/22)...**2020-21:** Team captain for Mount St. Charles Academy (H.S.)...Led club defensemen in goals, assists and scoring...Skated in three games with Tri-City (USHL)...**2019-20:** Led Mount St. Charles Academy defensemen in goals and scoring...Played seven games for Rhode Island Saints U18 AAA team, leading defensemen in goals and scoring...**2018-19:** Played in 29 games for the Northern Cyclones 16U AAA in the USPHL...Led team in assists and scoring.

REGULAR SEASON							PLAYOFFS					
SEASON	CLUB	LEAGUE	GP	G	A	PTS	PIM	GP	G	A	PTS	PIM
2018-19	Northern	NCDC	3	0	0	0	4	-	-	-	-	-
2020-21	Tri-City	USHL	3	0	0	0	2	-	-	-	-	-
2021-22	Tri-City	USHL	39	1	5	6	18	-	-	-	-	-
	Omaha	USHL	20	0	3	3	29	4	1	2	3	12
2022-23	Omaha	USHL	37	4	13	17	67	-	-	-	-	-
2023-24	Univ. of North Dakota	NCHC	19	0	1	1	4	-	-	-	-	-
2024-25	Quinnipiac	ECAC	24	0	2	2	4	-	-	-	-	-

FUTURE WILD



JIMMY CLARK

Position: Left Wing **Shoots:** Left **Height:** 6-0 **Weight:** 179

Born: September 24, 2004; Edina, Minnesota

Acquired: Selected in the seventh round (213th overall) of the 2023 NHL Draft

2024-25: Set career-highs in points and assists...Scored first collegiate power-play goal at Minnesota Duluth (10/19/24)...Earned first Big Ten Star of the Week (10/19/24)...**2023-24:** Skated in all 39 games for the season...Made collegiate debut vs. St. Thomas (10/13/23)...Scored first collegiate goal vs. Wisconsin (10/26/23)...Scored overtime winner vs. Michigan State (11/26/23)...**2022-23:** Led team with a plus-11 rating, ranked T-2nd in PPG (7), third in scoring and T-3rd in goals and assists...**2021-22:** Collected two points (1-1=2) in four games for the United States at the 2021 Hlinka Gretzky Cup...Tallied 38 points (15-23=38) in 31 games at Edina High School...**2020-21:** Notched 26 points (15-11=26) in 20 games for Edina High School...**2019-20:** Recorded 15 points (9-6=15) in 24 games at Edina High School.

REGULAR SEASON							PLAYOFFS					
SEASON	CLUB	LEAGUE	GP	G	A	PTS	PIM	GP	G	A	PTS	PIM
2020-21	U.S. National U-17	USHL	10	0	2	2	0	-	-	-	-	-
2021-22	Sioux City	USHL	13	0	3	3	2	-	-	-	-	-
2022-23	Green Bay	USHL	62	19	28	47	27	2	0	1	1	0
2023-24	Univ. Of Minnesota	Big 10	39	5	6	11	4	-	-	-	-	-
2024-25	Univ. Of Minnesota	Big 10	39	5	17	22	0	-	-	-	-	-



MATVEY GUSKOV

Position: Center **Shoots:** Left **Height:** 6-2 **Weight:** 182

Born: January 30, 2001; Nizhnekamsk, Russia

Acquired: Selected in the fifth round (149th overall) of the 2019 NHL Draft

2024-25: Split time between Salavat Yulaev Ufa, Dynamo Moskva and Traktor Chelyabinsk...**2023-24:** Appeared in 35 games in his first season with Salavat Yulaev Ufa, including one postseason contest...**2022-23:** Appeared in nine playoff games as CSKA Moscow defeated Ak Bars in KHL Finals to win its second consecutive Gagarin Cup...Played in 37 games during the KHL regular season...**2021-22:** Appeared in seven playoff games as CSKA Moscow defeated Metallurg in KHL Finals to win Gagarin Cup...Skated in 32 games in KHL regular season...**2020-21:** Ranked T-2nd on team in scoring with three assists in seven MHL playoff games...**2019-20:** Recorded two goals vs. Saginaw (2/7/20)...Tallied two goals including GWG vs. Sudbury (1/1/20)...Notched two GWG and one PPG...**2018-19:** Ranked second among team rookies in goals and scoring...Ranked T-7th among OHL rookies in GWG (2), T-11th in goals and 12th in scoring...**2017-18:** Represented Russia at the 2018 World Junior A Challenge, the 2017 World Under-17 Hockey Challenge and the 2017 Ivan Hlinka Memorial Tournament.

REGULAR SEASON							PLAYOFFS					
SEASON	CLUB	LEAGUE	GP	G	A	PTS	PIM	GP	G	A	PTS	PIM
2018-19	London	OHL	59	12	18	30	24	11	2	2	4	0
2019-20	London	OHL	62	16	14	30	48	-	-	-	-	-
2020-21	CSKA Moscow	KHL	2	0	0	0	0	-	-	-	-	-
	Krasnaya Armiya Moskva	MHL	14	5	5	10	6	7	0	3	3	4
2021-22	CSKA Moscow	KHL	32	3	5	8	30	7	0	0	0	0
2022-23	CSKA Moscow	KHL	37	3	6	9	41	9	0	0	0	4
2023-24	Salavat Yulaev Ufa	KHL	35	2	5	7	10	1	0	0	0	0
2024-25	Salavat Yulaev Ufa	KHL	10	0	0	0	6	-	-	-	-	-
	Dynamo Moskva	KHL	14	0	0	0	2	-	-	-	-	-
	Traktor Chelyabinsk	KHL	14	1	3	4	2	-	-	-	-	-



**THEODOR HALLQUISTH****Position:** Defenseman **Shoots:** Right **Height:** 6-2 **Weight:** 185**Born:** June 14, 2007; Täby, Sweden**Acquired:** Selected in the second round (No. 52 overall) of the 2025 NHL Draft.

2024-25: Spent the majority of the season with the Orebro HK J20 team, ranking second among team defensemen in points, goals and assists...Ranked fifth among league defensemen with a plus-26 rating...Also represented Sweden at the 2025 IIHF Under-18 World Championship, recording an assist in seven games...**2023-24:** Tied for third among J18 Nationell defensemen in assists and tied for sixth in points...Ranked T-2nd league defensemen in postseason points.

SEASON	CLUB	LEAGUE	REGULAR SEASON					PLAYOFFS				
			GP	G	A	PTS	PIM	GP	G	A	PTS	PIM
2023-24	Orebro HK J18	J18 Nationell	17	1	11	12	12	8	1	6	7	4
	Orebro HS J18	J18 Region	21	4	13	17	6	-	-	-	-	-
	Orebro HS J20	J20 Nationell	3	0	0	0	0	-	-	-	-	-
2024-25	Orebro HK J20	J20 Nationell	41	5	17	22	48	4	2	3	5	8
	Orebro HK	SHL	12	0	0	0	0	-	-	-	-	-
	Orebro HK J18	J18 Nationell	1	1	3	4	2	3	1	0	1	6

**RYAN HEALEY****Position:** Defenseman **Shoots:** Right **Height:** 6-0 **Weight:** 172**Born:** May 19, 2004; Chicago, Illinois**Acquired:** Selected in the fourth round (121st overall) of the 2022 NHL Draft

2024-25: Ranked third on the team in shots (65)...Ranked second among team defensemen in goals and points...Had a season-high two assists against Merrimack (11/30/24)...**2023-24:** Ranked second on the team in scoring...All-Ivy League First Team honoree...Named ECAC Defenseman of the Month for January...**2022-23:** ECAC Hockey All-Rookie Team selection...Appeared in every game in his freshman season at Harvard...**2021-22:** Ranked second among team defensemen in scoring...Ranked T-4th on team in PPA (5) and T-5th in assists...Tallied two assists in four games for Team USA at Hlinka Gretzky Cup...**2020-21:** Played for U.S. National Under-17 Team and Sioux Falls in the USHL...**2019-20:** Named East Cost Elite League U16 Top Defenseman.

SEASON	CLUB	LEAGUE	REGULAR SEASON					PLAYOFFS				
			GP	G	A	PTS	PIM	GP	G	A	PTS	PIM
2020-21	Sioux Falls	USHL	7	0	1	1	0	-	-	-	-	-
	USNTDP	USHL	8	0	1	1	14	-	-	-	-	-
2021-22	Sioux Falls	USHL	59	3	18	21	22	-	-	-	-	-
2022-23	Harvard Univ.	ECAC	34	2	6	8	23	-	-	-	-	-
2023-24	Harvard Univ.	ECAC	29	9	13	22	12	-	-	-	-	-
2024-25	Harvard Univ.	ECAC	33	4	9	13	12	-	-	-	-	-

**JUSTIN KIPKE****Position:** Defenseman **Shoots:** Left **Height:** 6-4 **Weight:** 207**Born:** July 28, 2005; Calgary, Alberta**Acquired:** Selected in the fifth round (No. 141 overall) of the 2025 NHL Draft.

2024-25: Led Victoria in power play assists, ranked second in assists and fifth in points...Named to the WHL (West) Second All-Star Team...Served as team captain...Recorded a season-high four assists vs. Spokane (418/25) in the WHL Playoffs...**2023-24:** Ranked fifth for Victoria skaters in points and fifth in assists...Named to the WHL (BC) First All-Star Team...T-1st in game-winning goals...Recorded a hat-trick vs. Kelowna (11/13/23)...**2022-23:** Selected by the Arizona Coyotes in the fifth round (No. 160) of the 2023 NHL draft...Ranked sixth for Victoria in total points in rookie season and fifth in assists...**2021-22:** Skated in eight games for Victoria...Spent majority of season playing with Edge School Prep in Calgary...Ranked sixth in assists for Edge School Prep U18.

SEASON	CLUB	LEAGUE	REGULAR SEASON					PLAYOFFS				
			GP	G	A	PTS	PIM	GP	G	A	PTS	PIM
2021-22	Victoria	WHL	8	0	0	0	2	-	-	-	-	-
	Edge School U18	CSSHL U18	32	9	20	29	20	0	5	2	1	3
2022-23	Victoria	WHL	67	8	25	33	57	-	-	-	-	-
2023-24	Victoria	WHL	67	16	36	52	35	4	4	5	6	0
2024-25	Victoria	WHL	64	12	50	62	46	11	2	11	13	8

**ARON KIVIHARJU****Position:** Defenseman **Shoots:** Left **Height:** 5-10 **Weight:** 185**Born:** January 25, 2006; Esbjerg, Denmark**Acquired:** Selected in the fourth round (122nd overall) of the 2024 NHL Draft.

2024-25: Ranked third in assists and points by Liiga defenders...Tallied three assists in seven games to help Finland claim the silver medal at the 2025 IIHF World Junior Championship...**2023-24:** Missed majority of season due to injury...Served as Finland's captain at 2024 IIHF Under-18 World Championship, tallying three assists (0-3=3) in five games...**2022-23:** Ranked third among TPS Under-20 defensemen in points and notched a plus-111 rating while playing in 20 games...Also skated in 21 professional games for TPS...Served as alternate captain and helped Finland win a bronze medal at the 2023 IIHF U-18 World Championship, collected seven assists in five games...**2021-22:** Won a bronze medal with Finland at 2022 IIHF Under-18 World Championship, collected six assists (0-6=6) in six games...Also claimed a bronze medal at the 2023 Hlinka Gretzky Cup, where he posted a team-leading six points (1-5=6).

SEASON	CLUB	LEAGUE	REGULAR SEASON					PLAYOFFS				
			GP	G	A	PTS	PIM	GP	G	A	PTS	PIM
2021-22	TPS U20	U20SM-sarja	35	7	23	30	8	6	1	3	4	0
2022-23	TPS	Liiga	21	0	3	3	2	8	1	5	6	2
	TPS U20	U20SM-sarja	22	2	18	20	8	8	1	5	6	2
2023-24	HIFK	Liiga	7	1	1	2	0	-	-	-	-	-
2024-25	HIFK	Liiga	52	4	12	16	12	4	0	0	0	0

**CARTER KLIPPENSTEIN****Position:** Forward **Shoots:** Left **Height:** 6-3 **Weight:** 181**Born:** November 25, 2006; Lethbridge, Alberta**Acquired:** Selected in the fourth round (No. 123 overall) of the 2025 NHL Draft.

2024-25: Ranked fourth among Brandon skaters with a plus-20 rating and T-4th in penalty minutes...Notched a season-high three points (1-2=3) vs. Moose Jaw (2/15)...Helped Brandon to 83 points (38-23-7) and a second-place finish in the WHL's East Division...**2023-24:** Ranked second among team rookies in points, goals and assists...Scored his first WHL goal and tied his season high with two points (1-1=2) at Moose Jaw (9/23)...**2022-23:** Made his WHL debut at Red Deer (11/19)...Spent majority of season playing with Edge School Prep in Calgary.

SEASON	CLUB	LEAGUE	REGULAR SEASON					PLAYOFFS				
			GP	G	A	PTS	PIM	GP	G	A	PTS	PIM
2022-23	Brandon	WHL	2	0	0	0	0	-	-	-	-	-
	Edge School U18	CSSHL U18	30	13	25	38	40	5	1	2	3	6
2023-24	Brandon	WHL	66	10	11	21	49	4	1	0	1	0
2024-25	Brandon	WHL	58	14	14	28	50	3	0	0	0	4

**REIGER LORENZ****Position:** Left Wing **Shoots:** Left **Height:** 6-2 **Weight:** 194**Born:** March 30, 2004; Calgary, Alberta**Acquired:** Selected in the second round (56th overall) of the 2022 NHL Draft.

2024-25: Tied a career-best in assists...Recorded 86 shots and finished with a plus-10 rating...Tallied first career game-winning goal at Yale (11/1/24)...Produced an assist in NCHC Frozen Faceoff Championship Game against Western Michigan (3/22/25)...**2023-24:** Ranked fourth on team in goals and T-10th in points...Recorded career-highs in points (16-14=30), goals and assists...Collected five shorthanded points (2-3=5)...Assisted on both of Denver's goals in NCAA Frozen Four Championship Game...**2022-23:** Tallied first collegiate goal vs. Providence (10/21/22)...Recorded a three-game point streak (1-3=4, 1/7-1/14/23)...Denver won NCHC regular season championship...**2021-22:** Named Canadian Junior Hockey League and Alberta Junior Hockey League Rookie of the Year...Led AJHL in SHG (5), ranked fourth in goals and fifth in scoring...Led AJHL rookies in goals and ranked second in scoring...Only CJHL player to play for Team Canada at the 2022 IIHF Under-18 World Championship...Tallied four assists in four games.

SEASON	CLUB	LEAGUE	REGULAR SEASON					PLAYOFFS				
			GP	G	A	PTS	PIM	GP	G	A	PTS	PIM
2020-21	Okotoks	AJHL	7	2	1	3	4	-	-	-	-	-
2021-22	Okotoks	AJHL	60	38	47	85	54	10	2	7	9	4
2022-23	Univ. of Denver	NCHC	37	2	7	9	20	-	-	-	-	-
2023-24	Univ. of Denver	NCHC	44	16	14	30	10	-	-	-	-	-
2024-25	Univ. of Denver	NCHC	44	6	14	20	18	-	-	-	-	-



**AARON PIONK****Position:** Defenseman **Shoots:** Left **Height:** 6-1 **Weight:** 170**Born:** January 16, 2003; Hermantown, Minnesota**Acquired:** Selected in the fifth round (149th overall) of the 2023 NHL Draft.

2024-25: Skated in all 36 games for the Bulldogs...Posted a career-high four assists against Minnesota (10/18/24)... Ranked 10th in the NCHC in assists per game (0.64) in league play...**2023-24:** Ranked T-2nd on team in assists and T-5th in points (3-17=20)...Earned the Jerry Chumola Award, given to UMD's Rookie of the Year...Named NCHC Rookie of the Week on March 11 after posting four points (1-3=4) and five shots in two games...**2022-23:** Ranked T-4th among USHL defensemen in goals...Named to the USHL Second All-Star Team...Ranked T-5th on team in assists and T-6th in scoring...**2021-22:** Ranked third among team defensemen in assists and fourth in scoring...**2020-21:** Tallied 40 points (15-25=40) in 20 games for Hermantown High School...**2019-20:** Collected 29 points (9-20=29) in 23 games as Hermantown lost to Mahtomedi in overtime in state championship...Older brother Neal, plays in the NHL.

			REGULAR SEASON					PLAYOFFS					
SEASON	CLUB	LEAGUE	GP	G	A	PTS	PIM		GP	G	A	PTS	PIM
2021-22	Minnesota	NAHL	51	9	19	28	14	1	1	0	0	0	2
2022-23	Waterloo	USHL	60	12	24	36	51	3	3	0	2	2	0
2023-24	U. Minnesota-Duluth	NCHC	37	3	17	20	22		-	-	-	-	-
2024-25	U. Minnesota-Duluth	NCHC	36	3	23	26	12		-	-	-	-	-

**RYDER RITCHIE****Position:** Forward **Shoots:** Right **Height:** 6-1 **Weight:** 180**Born:** August 3, 2006; Cambridge, Ontario**Acquired:** Selected in the second round (45th overall) of the 2024 NHL Draft.

2024-25: Ranked third among team skaters in points and fourth in goals...Recorded a power-play assist against Spokane (5/16/25) as Medicine Hat won the 2025 WHL Championship...**2023-24:** Ranked second among team skaters in points...Represented Canada at the 2024 IIHF Under-18 World Championship, posting eight points (4-4=8) and a plus-three rating en route to a gold medal...Also took home gold with Canada at the 2023 Hlinka Gretzky Cup, finishing the tournament with nine points (3-6=9), the second-highest point and assist totals of the tournament...**2022-23:** Named WHL Rookie of the Year after ranking third among WHL rookies in assists and fourth in points...Scored four goals in the 2022 Under-17 World Hockey Challenge for Team Canada White.

SEASON	CLUB	LEAGUE	REGULAR SEASON					PLAYOFFS				
			GP	G	A	PTS	PIM	GP	G	A	PTS	PIM
2022-23	Prince Albert	WHL	61	20	35	55	20	-	-	-	-	-
2023-24	Prince Albert	WHL	47	19	25	44	24	5	3	4	7	0
2024-25	Medicine Hat	WHL	53	29	32	61	23	18	9	9	18	22

**SEBAASTIAN SOINI****Position:** Defenseman **Shoots:** Right **Height:** 6-2 **Weight:** 187**Born:** June 10, 2006; Tampere, Finland**Acquired:** Selected in the fifth round (140th overall) of the 2024 NHL Draft.

2024-25: Split time between Ilves major and U20 teams...Won a silver medal with Finland at the 2025 IIHF World Junior Championships...**2023-24:** Ranked T-5th among team defensemen in points while playing for KOOVEE in Finland's Mestis league...Assist total tied for third-most all-time by a defenseman 17 years or younger...Also skated in six games for Ilves in Finland's top professional league...**2022-23:** Played primarily for the Ilves U20 team, recording 10 points (3-7=10) in 28 games...Earned a bronze medal with Finland at the 2022 Under-17 World Hockey Challenge, tallying four points (1-3=4) in seven games.

SEASON	CLUB	LEAGUE	REGULAR SEASON					PLAYOFFS				
			GP	G	A	PTS	PIM	GP	G	A	PTS	PIM
2022-23	Ilves U20	U20SM-sarja	28	3	7	10	12	-	-	-	-	-
	KOOVEE	Mestis	3	0	0	0	4	-	-	-	-	-
2023-24	KOOVEE	Mestis	32	0	8	8	12	2	0	0	0	0
	Ilves	Liiga	6	0	1	1	2	-	-	-	-	-
2024-25	Ilves	Liiga	9	1	0	1	4	-	-	-	-	-
	Ilves U20	U20SM-sarja	9	0	5	5	8	-	-	-	-	-

**CHARLIE STRAMEL****Position:** Center **Shoots:** Right **Height:** 6-3 **Weight:** 223**Born:** October 15, 2004; Rosemount, Minnesota**Acquired:** Selected in the first round (21st overall) of the 2023 NHL Draft.

2024-25: Skated in all 37 games...Recorded a career-high in points...Ranked third on team in scoring and T-3rd in assists...Named B10 Second Star of the Week on Jan. 21 and B10 Third Star of the Week on Oct. 15...Posted the game-winning goal in the Spartans's come-from-behind victory at Minnesota (12/14/24)...**2023-24:** Scored first goal of the season vs. Alaska Anchorage (11/25/23)...Earned first career three-point game with three assists in win vs. Penn State (12/8/23)...Earned Big Ten Third Star of the Week honors on Dec. 8...**2022-23:** Led Badgers in PIM...Scored first collegiate goal in 5-2 win at Minnesota Duluth (10/21/22)...Collected three assists in seven games at 2023 IIHF World Junior Championship to help Team USA earn bronze medal...**2021-22:** Recorded five points (2-3=5) in six games to help United States earn silver medal at 2022 IIHF Under-18 World Championship...Tallied an assist in one game for Team USA at 2022 IIHF World Junior Championship...**2020-21:** Tallied four points (2-2=4) in five game for Team USA at 2021 IIHF Under-18 World Championship...Ranked T-3rd on team in scoring...**2019-20:** Recorded 18 points (6-12=18) in 23 games as a freshman at Rosemount High School...Recorded two goals in four games as Team USA claimed silver at the 2020 Youth Olympics in Lausanne, Switzerland.

SEASON	CLUB	LEAGUE	REGULAR SEASON					PLAYOFFS				
			GP	G	A	PTS	PIM	GP	G	A	PTS	PIM
2020-21	U.S. National U-18	USHL	15	4	3	7	18	-	-	-	-	-
	U.S. National U-17	USHL	30	9	12	21	18	-	-	-	-	-
2021-22	U.S. National U-18	USHL	26	10	12	22	35	-	-	-	-	-
	U.S. National U-17	USHL	2	0	1	1	4	-	-	-	-	-
2022-23	Univ. of Wisconsin	Big 10	33	5	7	12	59	-	-	-	-	-
2023-24	Univ. of Wisconsin	Big 10	35	3	5	8	20	-	-	-	-	-
2024-25	Michigan State	Big 10	37	9	18	27	26	-	-	-	-	-

CHASE WUTZKE**Position:** Goaltender **Catches:** Left **Height:** 6-2 **Weight:** 155**Born:** July 26, 2006; Debden, Saskatchewan**Acquired:** Selected in the fifth round (142nd overall) of the 2024 NHL Draft.

2024-25: Ranked fifth in the WHL in saves (1371) and shots faced (1531)...**2023-24:** Ranked ninth in the WHL in GAA and 13th in SV% (.904)...Stopped all 36 shots faced to earn a shutout at Saskatoon...Won eight consecutive starts from 1/10/24 to 1/27/24...**2022-23:** Appeared in four games for Red Deer during the 2022-23 campaign, earning two wins...Also played 22 games for the Saskatoon Contacts in Canadian AAA...**2021-22:** Made his WHL debut at Saskatoon (12/28/21)...Earned a 17-14-1 record in Canadian AAA.

SEASON	CLUB	LEAGUE	REGULAR SEASON					PLAYOFFS					
			GP	W	L	OT	GAA	SO	GP	W	L	GAA	SO
2021-22	Saskatoon U18	SMAAAHL	33	17	14	1	2.95	3	3	0	3	0	0
	Red Deer	WHL	3	2	0	1	4.70	0	-	-	-	-	-
2022-23	Saskatoon U18	SMAAAHL	22	10	5	0	2.16	2	4	1	3	0	0
	Red Deer	WHL	4	2	0	0	3.39	0	-	-	-	-	-
2023-24	Red Deer	WHL	36	19	10	2	2.82	1	7	4	2	1	0
2024-25	Red Deer	WHL	50	17	25	5	3.38	1	-	-	-	-	-





HOW THE WILD WAS BUILT

IOWA WILD



YEAR	DRAFT (RD/PICK)	FREE AGENT (DATE SIGNED)	TRADE/WAIVERS (TEAM, DATE)
2010		JARED SPURGEON (9/23)	
2011	JONAS BRODIN (1/10)		
2015	JOEL ERIKSSON EK (1/20) KIRILL KAPRIZOV (5/135)		
2017			MARCUS FOLIGNO (BUF, 6/30)
2019	MATTHEW BOLDY (1/12) MATVEY GUSKOV (5/149)	MATS ZUCCARELLO (7/1) RYAN HARTMAN (7/1)	
2020	MARCO ROSSI (1/9)		
2021	JESPER WALLSTEDT (1/20) CARSON LAMBOS (1/26) JACK PEART (2/54) CAEDAN BANKIER (3/86) KYLE MASTERS (4/118) NATE BENOIT (6/182)		
2022	LIAM OHGREN (1/19) DANILA YUROV (1/24) HUNTER HAIGHT (2/47) REIGER LORENZ (2/56) MICHAEL MILNE (3/89) RYAN HEALEY (4/121) DAVID SPACEK (5/153)		JAKE MIDDLETON (SJ, 3/21) BROCK FABER (LA, 6/29) FILIP GUSTAVSSON (OTT, 7/12)
2023	CHARLIE STRAMEL (1/21) RASMUS KUMPULAINEN (2/53) RILEY HEIDT (2/64) AARON PIONK (5/149) JIMMY CLARK (7/213)		MARCUS JOHANSSON (WSH, 2/28) ZACH BOGOSIAN (TB, 11/8)
2024	ZEEV BUJUM (1/12) RYDER RITCHIE (2/45) ARON KIVIHARJU (4/122) SEBASTIAN SOINI (5/140) CHASE WUTZKE (5/142) STEVIE LESKOVAR (6/174)	SAMUEL HLAVAJ (4/5) BEN JONES (7/1) YAKOV TRENIN (7/1)	DAVID JIRICEK (CBJ, 11/30)
2025	THEODOR HALLQUIST (2/52) ADAM BENAK (4/102) LIRIM AMIDOVSKI (4/121) CARTER KLIPPENSTEIN (4/123) JUSTIN KIPKIE (5/141)	RILEY MERCER (4/25) NICO STURM (7/1) NICHOLAS AUBE-KUBEL (7/2) BEN GLEASON (7/2) MATT KIERSTED (7/2) BRADLEY MAREK (7/2) CALVIN PETERSEN (7/2) TYLER PITLICK (7/2)	VINNIE HIN OSTROZA (WAIVERES, NSH, 2/5) CAMERON BUTLER (CBJ, 6/26) VLADIMIR TARASENKO (DET, 6/30) DAEMON HUNT (WAIVERS, CBJ, 10/3)



PRIMARY DEVELOPMENT AFFILIATE AMERICAN HOCKEY LEAGUE

Address: Iowa Events Center • C/O Iowa Wild • 730 Third Street • Des Moines, IA 50309

Phone: (515) 564-8700

Website: iowawild.com **X:** @IAWild

Home Rink: Wells Fargo Arena

Team Colors: Forest Green, Iowa Wheat, Harvest Gold and Iron Range Red

2024-2025 Record: 27-37-6-2, 62 points (6th in Central Division)

Affiliation: Became Minnesota's primary developmental affiliate on April 22, 2013.

CLUB DIRECTORY

Owner	Minnesota Sports & Entertainment (MSE)
General Manager	Matt Hendricks
President	Todd Frederickson
Head Coach	Greg Cronin
Assistant Coach	Ben Simon
Assistant Coach	Nathan McIver
Goaltending Coach	Richard Bachman
Video Coach	Eric Michaud
Head Athletic Trainer	Daniel Barker
Head Equipment Manager	Richard Krouse

IOWA WILD SCHEDULE (ALL TIMES CENTRAL)

OCTOBER

- 10/11 vs. Chicago 6:00 PM
- 10/12 vs. Rockford 5:00 PM
- 10/17 at Charlotte 6:00 PM
- 10/18 at Charlotte 5:00 PM
- 10/24 at Texas 7:00 PM
- 10/25 at Texas 7:00 PM
- 10/28 vs. Grand Rapids 7:00 PM

NOVEMBER

- 11/1 vs. Tucson 6:00 PM
- 11/2 vs. Tucson 3:00 PM
- 11/6/2025 vs. Chicago 10:30 AM
- 11/8 at Chicago 7:00 PM
- 11/9 vs. Rockford 6:00 PM
- 11/14 vs. Charlotte 7:00 PM
- 11/15 vs. Charlotte 6:00 PM
- 11/18 vs. Texas 7:00 PM
- 11/22 at Toronto 3:00 PM
- 11/23 at Toronto 3:00 PM
- 11/26 at Milwaukee 7:00 PM
- 11/28 at Grand Rapids 6:00 PM
- 11/30 at Grand Rapids 3:00 PM

DECEMBER

- 12/3 at Milwaukee 7:00 PM
- 12/6 vs. Manitoba 6:00 PM
- 12/7 vs. Manitoba 3:00 PM
- 12/10 vs. Rockford 7:00 PM
- 12/12 at Manitoba 7:00 PM
- 12/14 at Manitoba 2:00 PM
- 12/17 vs. Grand Rapids 7:00 PM
- 12/19 vs. Grand Rapids 6:00 PM
- 12/20 at Chicago 7:00 PM
- 12/27 vs. Chicago 6:00 PM
- 12/30 vs. Texas 7:00 PM
- 12/31 vs. Texas 5:00 PM

JANUARY

- 1/4 at Ontario 5:00 PM
- 1/7 at Ontario 9:00 PM
- 1/9 at Tucson 8:00 PM
- 1/10 at Tucson 8:00 PM
- 1/16 vs. Toronto 7:00 PM
- 1/17 vs. Toronto 6:00 PM
- 1/21 vs. Texas 7:00 PM
- 1/23 vs. Milwaukee 5:00 PM
- 1/24 at Milwaukee 6:00 PM
- 1/30 vs. Milwaukee 7:00 PM
- 1/31 vs. Milwaukee 6:00 PM

FEBRUARY

- 2/6 at Rockford 7:00 PM
- 2/13 vs. Springfield 7:00 PM
- 2/14 vs. Springfield 6:00 PM
- 2/19 at Chicago 11:00 AM
- 2/21 at Manitoba 2:00 PM
- 2/22 at Manitoba 2:00 PM
- 2/24 vs. Milwaukee 7:00 PM
- 2/27 at Grand Rapids 6:00 PM
- 2/28 at Grand Rapids 6:00 PM

MARCH

- 3/6 at Springfield 7:05 PM
- 3/7 at Springfield 6:05 PM
- 3/11 at Chicago 7:00 PM
- 3/14 at Rockford 7:00 PM
- 3/20 vs. Ontario 7:00 PM
- 3/21 vs. Ontario 5:00 PM
- 3/22 at Chicago 5:00 PM
- 3/25 vs. Chicago 7:00 PM
- 3/28 at Rockford 7:00 PM
- 3/29 vs. Rockford 6:00 PM

APRIL

- 4/1 vs. Chicago 7:00 PM
- 4/3 vs. Rockford 7:00 PM
- 4/4 at Rockford 7:00 PM
- 4/7 at Texas 7:00 PM
- 4/8 at Texas 7:00 PM
- 4/10 at Rockford 7:00 PM
- 4/12 at Milwaukee 3:00 PM
- 4/15 vs. Grand Rapids 7:00 PM
- 4/17 vs. Manitoba 7:00 PM
- 4/18 vs. Manitoba 6:00 PM



IOWA HEARTLANDERS



ECHL DEVELOPMENT AFFILIATE

Address: 802 Quarry Road • Coralville, IA 52241

Phone: (319) 569-4625

Website: iowaheartlanders.com

X: @GoHeartlanders

Home Rink: Xstream Arena

Team Colors: Sunrise Gold, Coral Pink, Grey and Black

2024-2025 Record: 36-25-7-4, 83 points

Affiliation: Announced affiliate with Minnesota Wild and Iowa Wild on June 17, 2021.

CLUB DIRECTORY

Owner	Deacon Sports & Entertainment
President	Matt Getz
General Manager and Head Coach	Chuck Weber
Associate Coach	Mike Lysyj
Assistant Coach & Director of Hockey Operations	Brett Boeing
Athletic Trainer	Abby Russo
Head Equipment Manager	R.J. Harris
Director of Communications & Broadcaster	David Fine

IOWA HEARTLANDERS SCHEDULE (ALL TIMES CENTRAL)

OCTOBER

- 10.17 vs. Tulsa 7:00 PM
- 10.18 at Bloomington 7:00 PM
- 10.19 at Tulsa 3:00 PM
- 10.24 at Kalamazoo 6:00 PM
- 10.25 at Kalamazoo 3:30 PM
- 10.29 vs. Fort Wayne 7:00 PM
- 10.31 vs. Fort Wayne 7:00 PM

NOVEMBER

- 11.1 vs. Fort Wayne 6:00 PM
- 11.7 at Cincinnati 6:35 PM
- 11.8 at Cincinnati 3:05 PM
- 11.9 at Toledo 4:15 PM
- 11.14 at Bloomington 7:00 PM
- 11.15 vs. Bloomington 6:00 PM
- 11.19 vs. Kalamazoo 7:00 PM
- 11.21 vs. Cincinnati 7:00 PM
- 11.23 vs. Cincinnati 2:00 PM
- 11.26 vs. Bloomington 7:00 PM
- 11.28 at Bloomington 7:00 PM
- 11.30 vs. Bloomington 3:00 PM

DECEMBER

- 12.3 at Kansas City 7:05 PM
- 12.10.25 vs. Kansas City 10:30 AM
- 12.12 vs. Toledo 7:00 PM
- 12.13 vs. Toledo 6:00 PM
- 12.17 vs. Indy 7:00 PM
- 12.19 at Toledo 6:15 PM
- 12.20.25 at Toledo 6:15 PM
- 12.26 vs. Bloomington 7:00 PM
- 12.27 at Bloomington 7:00 PM
- 12.28 at Bloomington 4:00 PM
- 12.31 at Kansas City 7:05 PM

JANUARY

- 1.2 at Tulsa 7:05 PM
- 1.3 at Tulsa 7:05 PM
- 1.9 at Toledo 6:15 PM
- 1.10.26 at Kalamazoo 3:30 PM
- 1.11.1 at Kalamazoo 2:00 PM
- 1.14 vs. Kalamazoo 7:00 PM
- 1.16 vs. Toledo 7:00 PM
- 1.17 vs. Toledo 6:00 PM
- 1.23 at Orlando 6:00 PM
- 1.24 at Jacksonville 6:00 PM
- 1.25 at Jacksonville 2:00 PM
- 1.30 vs. Kansas City 7:00 PM
- 1.31 vs. Indy 6:00 PM

FEBRUARY

- 2.1 vs. Indy 3:00 PM
- 2.4 at Kansas City 7:05 PM
- 2.6 at Fort Wayne 6:35 PM
- 2.7 at Indy 6:00 PM
- 2.11 vs. Kalamazoo 7:00 PM
- 2.13 vs. Kalamazoo 7:00 PM
- 2.14 vs. Kalamazoo 6:00 PM
- 2.18 vs. Wichita 7:00 PM
- 2.2 vs. Cincinnati 7:00 PM
- 2.21 vs. Cincinnati 6:00 PM
- 2.25 vs. Bloomington 7:00 PM
- 2.27 at Indy 6:00 PM
- 2.28 at Indy 6:00 PM

MARCH

- 3.1 at Toledo 4:15 PM
- 3.11 at Fort Wayne 6:35 PM
- 3.13 at Cincinnati 6:35 PM
- 3.14 at Cincinnati 3:05 PM
- 3.18 vs. Kansas City 7:00 PM
- 3.20 at Bloomington 7:00 PM
- 3.21 at Bloomington 7:00 PM
- 3.22 at Bloomington 4:00 PM
- 3.27 vs. Cincinnati 7:00 PM
- 3.28 vs. Cincinnati 6:00 PM
- 3.29 vs. Cincinnati 3:00 PM

APRIL

- 4.3 at Fort Wayne 6:35 PM
- 4.4 at Fort Wayne 6:35 PM
- 4.10 vs. Indy 7:00 PM
- 4.11 vs. Indy 6:00 PM
- 4.12 vs. Indy 3:00 PM



SEASON IN REVIEW



2024-25 GAME-BY-GAME

GAME	DATE	OPPONENT	RESULT	W	L	OT	RECORD	PTS	DIVISION/ CONF. RANK	WILD GOALS (# BY)	WILD GOALTENDERS	ATT.
1	10/10	CBJ	3-2	W			1-0-0	2	t-3rd/t-3rd	12, 14, 36p	Gustavsson	18.613*
2	10/12	SEA	4-5			SO	1-0-1	3	t-5th/t-7th	36, 12p, 97, 38	Fleury	18.421*
3	10/13	@ WPG	1-2			OT	1-0-2	4	t-4th/t-6th	5	Gustavsson	12.916
4	10/15	@ STL	4-1	W			2-0-2	6	t-2nd/t-3rd	38p, 94s, 23, 32p	Gustavsson	18.096*
5	10/19	@ CBJ	3-1	W			3-0-2	8	t-3rd/t-4th	23, 97p, 36	Gustavsson	16.876
6	10/22	@ FLA	5-1	W			4-0-2	10	t-2nd/t-3rd	23, 90, 12p, 36, 14	Gustavsson	18.264
7	10/24	@ TBL	4-2	W			5-0-2	12	t-2nd/t-2nd	97, 14, 12p, 97	Fleury	19.092*
8	10/26	@ PHI	5-7		L		5-1-2	12	3rd/t-4th	7, 17, 14p, 17, 5	Gustavsson	18.238
9	10/29	@ PIT	5-3	W			6-1-2	14	t-2nd/t-3rd	94, 89, 89, 36, 97	Fleury	18.195*
10	11/1	TBL	5-3	W			7-1-2	16	2nd/2nd	14, 7, 97, 12, 97	Gustavsson	18.104*
11	11/3	TOR	2-1	W			8-1-2	18	2nd/2nd	38, 12	Gustavsson	18.096*
12	11/5	LAK	1-5		L		8-2-2	18	2nd/3rd	24	Gustavsson	17.617
13	11/7	@ SIS	5-2	W			9-2-2	20	2nd/2nd	24, 36, 12p, 25, 12	Fleury	10.526
14	11/8	@ ANA	5-2	W			10-2-2	22	2nd/2nd	5, 17, 97, 23, 97p	Gustavsson	14.706
15	11/10	@ CHI	1-2			OT	10-2-3	23	2nd/2nd	12	Gustavsson	19.657
16	11/14	MTL	3-0	W			11-2-3	25	2nd/2nd	12, 23p, 97	Gustavsson	17.012
17	11/16	DAL	1-2		L		11-3-3	25	2nd/2nd	97	Gustavsson	18.143*
18	11/19	@ STL	4-2	W			12-3-3	27	2nd/2nd	38, 97, 25, 97	Gustavsson	16.463
19	11/21	@ EDM	5-3	W			13-3-3	29	2nd/2nd	12, 17, 90, 89, 89	Fleury	18.347*
20	11/23	@ CGY	3-4			SO	13-3-4	30	2nd/2nd	90, 7p, 23	Gustavsson	17.116
21	11/25	WPG	1-4		L		13-4-4	30	2nd/t-2nd	5	Gustavsson	17.686
22	11/27	@ BUF	1-0	W			14-4-4	32	2nd/2nd	97	Gustavsson	17.326
23	11/29	CHI	3-2	W			15-4-4	34	2nd/2nd	23, 46, 46	Fleury	18.532*
24	11/30	NSH	3-2	W			16-4-4	36	t-1st/t-1st	47, 97p, 46	Gustavsson	19.064*
25	12/3	VAN	3-2	W			17-4-4	38	1st/1st	89, 5, 97	Gustavsson	18.076*
26	12/6	@ ANA	5-1	W			18-4-4	40	1st/1st	23p, 23, 12, 97, 13	Gustavsson	15.171
27	12/7	@ LAK	1-4		L		18-5-4	40	t-1st/t-1st	13	Fleury	18.145*
28	12/10	@ UTA	5-4	W			19-5-4	42	t-1st/t-1st	22, 97, 90, 23	Gustavsson	11.131*
29	12/12	EDM	1-7		L		19-6-4	42	2nd/2nd	89p	GUSTAVSSON, Fleury	18.394*
30	12/14	PHI	4-1	W			20-6-4	44	2nd/2nd	97, 12, 23, 97	Fleury	18.076*
31	12/15	VGK	2-3		L		20-7-4	44	2nd/2nd	97, 97	Wallstedt	18.771*
32	12/18	FLA	1-6		L		20-8-4	44	2nd/2nd	23p	Fleury	17.423
33	12/20	UTA	1-2		L		20-9-4	44	2nd/3rd	36	Fleury	18.088*
34	12/21	@ WPG	0-5		L		20-10-4	44	2nd/3rd		Wallstedt	15.225
35	12/23	CHI	4-3	W			21-10-4	46	2nd/3rd	97, 46, 7, 17	Gustavsson	19.067*
36	12/27	@ DAL	3-2	W			22-10-4	48	2nd/3rd	25, 17, 7	Fleury	18.532*
37	12/29	OTT	1-3		L		22-11-4	48	2nd/3rd	89	Gustavsson	18.989*
38	12/31	NSH	5-3	W			23-11-4	50	2nd/3rd	23, 36p, 25, 47p, 23p	Fleury	19.145*
39	1/2	@ WSH	4-3	W			24-11-4	52	2nd/3rd	38, 13s, 23	Fleury	18.573*
40	1/4	@ CAR	4-0	W			25-11-4	54	2nd/3rd	36, 14p, 12, 36	Gustavsson	18.903*
41	1/7	STL	6-4	W			26-11-4	56	2nd/3rd	24, 4, 14, 5, 12, 90	Gustavsson, FLEURY	18.464*
42	1/9	COL	1-6		L		26-12-4	56	2nd/3rd	24	Gustavsson	18.979
43	1/11	@ SIS	3-1	W			27-12-4	58	2nd/3rd	23, 12, 36	Fleury	17.435*
44	1/12	@ VGK	1-4		L		27-13-4	58	2nd/3rd	38	Gustavsson	17.921*
45	1/15	EDM	3-5		L		27-14-4	58	2nd/4th	12p, 23p, 38	Gustavsson	18.212*
46	1/18	@ NSH	2-6		L		27-15-4	58	2nd/4th	55, 12p	Fleury	17.615*
47	1/20	@ COL	3-1	W			28-15-4	60	2nd/4th	5, 13, 7	Fleury	18.072*
48	1/23	UTA	0-4		L		28-16-4	60	2nd/4th		Gustavsson	18.071*
49	1/25	CGY	4-5		L		28-17-4	60	3rd/5th	14, 89p, 17, 36	Gustavsson	19.212*
50	1/26	@ CHI	4-2	W			29-17-4	62	3rd/5th	46, 89, 14p, 17	Gustavsson	18.701
51	1/29	@ TOR	3-1	W			30-17-4	64	3rd/5th	22, 46p, 17	Gustavsson	18.544
52	1/30	@ MTL	4-0	W			31-17-4	66	2nd/4th	28, 23, 19, 89	Fleury	21.105*
53	2/1	@ OTT	0-6		L		31-18-4	66	3rd/5th		Gustavsson	18.822*
54	2/4	@ BOS	0-3		L		31-19-4	66	3rd/5th		Fleury	17.850*
55	2/6	CAR	2-1	W			32-19-4	68	3rd/5th	13, 18	Gustavsson	18.273*
56	2/8	NYI	6-3	W			33-19-4	70	3rd/5th	23, 89p, 12, 13, 12, 17	Gustavsson	18.539*
57	2/22	@ DET	4-3	W			34-19-4	72	3rd/t-4th	18p, 12, 17, 23	Fleury	19.515
58	2/25	DET	2-3		L		34-20-4	72	3rd/t-4th	23p, 94	Gustavsson	18.618*
59	2/27	@ UTA	1-6		L		34-21-4	72	3rd/t-4th	89	Fleury	11.121*
60	2/28	@ COL	2-5		L		34-22-4	72	t-3rd/t-4th	36, 18p	Gustavsson	18.091*
61	3/2	BOS	1-0	W			35-22-4	74	3rd/t-4th	89	Gustavsson	18.447*
62	3/4	@ SEA	4-3	W			36-22-4	76	3rd/4th	18p, 46, 89, 36	Gustavsson	17.151*
63	3/7	@ VAN	1-3		L		36-23-4	76	t-3rd/t-4th	7p	Gustavsson	18.885*
64	3/9	PIT	1-3		L		36-24-4	76	4th/6th	38p	Fleury	18.717*
65	3/11	COL	2-1	W			37-24-4	78	4th/t-5th	36	Gustavsson	18.901*
66	3/13	NYR	2-3			OT	37-24-5	79	4th/t-5th	90p, 89p	Gustavsson	18.976*
67	3/15	STL	1-5		L		37-25-5	79	4th/7th	5	Gustavsson	18.568*
68	3/17	LAK	3-1	W			38-25-5	81	4th/t-6th	38p, 36p, 90	Gustavsson	18.033*
69	3/19	SEA	4-0	W			39-25-5	83	4th/6th	38, 12, 28, 12	Gustavsson	17.579
70	3/22	BUF	4-1	W			40-25-5	85	4th/t-6th	23, 15, 36, 89	Gustavsson	18.379*
71	3/24	@ DAL	0-3		L		40-26-5	85	4th/7th		Gustavsson	18.532*
72	3/25	VGK	1-5		L		40-27-5	85	4th/7th	90	Fleury	17.734
73	3/27	WSH	4-2	W			41-27-5	87	4th/t-6th	4, 89p, 12, 89	Gustavsson	19.108*
74	3/29	NJD	2-5		L		41-28-5	87	t-4th/t-7th	17, 38	Gustavsson	19.265*
75	3/31	@ NJD	2-3			SO	41-28-6	88	4th/7th	18, 12	Gustavsson	15.468
76	4/2	@ NYR	4-5			OT	41-28-7	89	t-4th/t-7th	41p, 7, 90s, 23	Gustavsson	17.492
77	4/4	@ NYI	1-3		L		41-29-7	89	5th/8th	36	Gustavsson	15.742
78	4/6	DAL	3-2	W			42-29-7	91	5th/8th	12, 17, 23p	Gustavsson	18.548*
79	4/9	SJS	8-7	W			43-29-7	93	t-4th/t-7th	90, 7, 14, 97p, 14p, 14p, 14, 97	Fleury	18.675*
80	4/11	@ CGY	2-4		L		43-30-7	93	t-4th/t-7th	13, 41	GUSTAVSSON, Fleury	18.566
81	4/12	@ VAN	3-2	W			44-30-7	95	4th/7th	7, 17, 36	Gustavsson	18.844
82	4/15	ANA	3-2	W			45-30-7	97	4th/7th	90, 14, 12	Gustavsson, FLEURY	19.029*

ALL CAPS indicates decision, * indicates sell out, p-power-play goal, s-short-handed goal, ps-penalty shot

2024-25 STAT BREAKDOWN



Overall Record	45-30-7
Home Record	22-17-2
Road Record	23-13-5
Scoring First	31-11-3
Opponent Scoring First	14-19-4
Leading After First Period	21-4-2
Trailing After First Period	11-16-2
Tied After First Period	13-10-3
Leading After Second Period	29-0-0
Trailing After Second Period	6-23-5
Tied After Second Period	10-7-2

Outshooting Opponent	19-9-3
Outshot By Opponent	24-21-4
Even Shots	2-0-0
Overtime Record - 2024-25	9-4
Overtime Record - Franchise (W-L-T)	103-102-55
Shootout Record - 2024-25	3-3
Shootout Record - Franchise	89-86

SEASON CATEGORY LEADERS

GAMES PLAYED	Boldy, Gaudreau, Rossi	82	TIME ON ICE	Brock Faber	1,990:57
POINTS	Matt Boldy	73	TOI/GAME	Brock Faber	25:32
GOALS	Matt Boldy	27	FACEOFF WIN %	Frederick Gaudreau	48.2
ASSISTS	Matt Boldy	46	GAMES (GOALIE)	Filip Gustavsson	58
POWER-PLAY GOALS	Marco Rossi	7	MINUTES (GOALIE)	Filip Gustavsson	3,423:35
SHORT-HANDED GOALS	Yakov Trenin	2	WINS	Filip Gustavsson	31
GAME-WINNING GOALS	Matt Boldy	10	LOSSES	Filip Gustavsson	19
EVEN-STRENGTH GOALS	Matt Boldy, Kirill Kaprizov	21	GOALIE POINT PCT.	Filip Gustavsson	.607
SHOOTOUT GOALS	Matt Boldy	3	OVERTIME LOSSES	Filip Gustavsson	6
3+ GOAL GAMES	Joel Eriksson Ek	1	GOALS-AGAINST AVG.	Filip Gustavsson	2.56
SHOTS ON GOAL	Matt Boldy	271	SAVE PERCENTAGE	Filip Gustavsson	0.914
PENALTY MINUTES	Foligno, Hartman	75	SHUTOUTS	Filip Gustavsson	5
PLUS/MINUS	Kirill Kaprizov	+19	GOALS ALLOWED	Filip Gustavsson	146



2024-25 STAT BREAKDOWN

GOALS BY PERIOD		
PERIOD	WILD	OPP.
1	64	62
2	64	76
3	88	94
OT	9	4
Total	225	236
Avg.	2.7	2.9

SHOTS BY PERIOD		
PERIOD	WILD	OPP.
1	748	769
2	733	850
3	753	782
OT	29	27
Total	2,263	2,428
Avg.	27.6	29.6

GOAL PRODUCTION		
GOALS	WILD	OPP.
0	0-5-0	6-0-0
1	2-16-2	13-0-0
2	3-6-2	14-2-2
3	14-1-1	9-8-2
4	14-1-2	2-5-1
5	9-1-0	0-8-2
6	2-0-0	0-5-0
7	-	1-2-0
8	1-0-0	-
9	-	-
10	-	-

PENALTIES		
	PIM	PIM/G
Home	285	7:00
Away	327	8:00
TOTAL	612	7:50

MARGIN OF VICTORY			
GOALS	TOTAL	HOME	AWAY
1G	19-5-7	12-5-2	7-0-5
2G	14-7	5-3	9-4
3G+	12-18	5-9	7-9

POWER PLAY				
	G	ATT	PCT	NHL RANK
Home	24	102	23.5	14th
Away	19	104	18.3	23rd
OVERALL	43	206	20.9	20th

4 SHORT-HANDED GOALS ALLOWED (T-3rd in NHL)

PENALTY KILL				
	GA	ATT	PCT	NHL RANK
Home	25	86	70.9	30th
Away	31	117	73.5	28th
OVERALL	56	203	72.4	30th

4 SHORT-HANDED GOAL SCORED (T-21st in NHL)

GOAL SITUATION		
	WILD	OPP.
6-on-5	8	12
6-on-4	0	0
6-on-3	0	0
5-on-5	142	149
5-on-4	40	5
5-on-3	1	0
4-on-4	2	3
4-on-3	2	0
3-on-3	7	3
3-on-4	0	1
3-on-5	0	2
3-on-6	0	0
4-on-5	4	52
4-on-6	1	0
5-on-6	18	9
Empty Net	21	14
Pen. Shot	0	0
TOTAL	225	236

2024-25 STAT BREAKDOWN



2024-25 10-GAME COMPARISONS					
GAME	RECORD	GF-GA	POWER PLAY	PENALTY KILL	SF-SA
1-10	7-1-2	39-27	8-33 (24.2%)	14-21 (66.7%)	280-287
11-20	6-2-2	30-23	4-26 (15.4%)	20-25 (80.0%)	280-284
21-30	7-3-0	27-27	3-19 (15.8%)	19-28 (67.9%)	307-296
31-40	5-5-0	25-30	5-27 (18.5%)	17-24 (70.8%)	271-290
41-50	4-6-0	27-38	5-24 (20.8%)	17-26 (65.4%)	257-313
51-60	5-5-0	24-31	5-24 (20.8%)	21-30 (70.0%)	260-319
61-70	6-3-1	23-20	7-24 (29.2%)	19-23 (82.6%)	250-277
71-82	5-5-2	33-43	6-29 (20.7%)	20-26 (76.9%)	359-355

2024-25 MONTHLY COMPARISONS					
MONTH	RECORD	GF-GA	POWER PLAY	PENALTY KILL	SF-SA
October	6-1-2	34-24	8-31 (25.8%)	12-17 (70.6%)	258-257
November	10-3-2	43-34	5-35 (14.3%)	30-40 (75.0%)	433-435
December	7-7-0	36-46	6-34 (17.6%)	22-34 (64.7%)	386-420
January	8-6-0	42-42	7-31 (22.6%)	25-35 (71.4%)	369-417
February	3-5-0	17-30	4-22 (18.2%)	19-28 (67.9%)	208-267
March	7-6-2	32-38	8-35 (22.9%)	26-33 (78.8%)	381-435
April	4-2-1	24-25	5-18 (27.8%)	13-16 (81.3%)	228-197

POWER-PLAY SCORING				
PLAYER	G	A	PTS	PP TOI/GM
Matt Boldy	6	15	21	3:10
Mats Zuccarello	3	13	16	3:19
Marco Rossi	7	9	16	2:22
Kirill Kaprizov	4	10	14	3:17
Brock Faber	2	8	10	2:14
Joel Eriksson Ek	5	5	10	3:02
Jared Spurgeon	1	8	9	1:41
Ryan Hartman	3	4	7	1:19
Marcus Johansson	1	5	6	1:17
Frederick Gaudreau	5	0	5	1:10
Vinnie Hinostroza	3	0	3	1:42
Declan Chisholm	1	1	2	0:51
Filip Gustavsson	1	1	2	-
Gustav Nyquist	1	1	2	1:27
Liam Ohgren	0	1	1	1:07

SHORT-HANDED SCORING				
PLAYER	G	A	PTS	SH TOI/GM
Yakov Trenin	2	0	2	1:12
Jonas Brodin	0	1	1	1:44
Jakub Lauko	1	0	1	1:04
Marat Khusnutdinov	0	1	1	1:30
Marcus Johansson	1	0	1	0:07
Brock Faber	0	1	1	2:00
Gustav Nyquist	0	1	1	1:17

MULTI-POINT GAMES							
PLAYER	2PT	3PT	4PT	5PT	6PT	TOT	TEAM RECORD
Matt Boldy	13	6	1			20	16-2-2
Kirill Kaprizov	9	8				17	14-2-1
Mats Zuccarello	11	3				14	10-3-1
Marco Rossi	7	3	1			11	8-1-2
Jared Spurgeon	7					7	6-0-1
Marcus Johansson	5	2				7	6-0-1
Joel Eriksson Ek	5		1			6	4-2-0
Marcus Foligno	5					5	3-2-0
Freddy Gaudreau	2	2				4	4-0-0
Ryan Hartman	4					4	4-0-0
Jake Middleton	2	1				3	3-0-0
Brock Faber	3					3	2-0-1
Yakov Trenin	2					2	2-0-0
Zach Bogosian	1					1	1-0-0
Jonas Brodin	1					1	1-0-0
Gustav Nyquist	1					1	0-0-1
Liam Ohgren	1					1	1-0-0



2024-25 FINAL STATS

#	POS	PLAYER	GP	TOI/G	G	A	PTS	+/-	PIM	PP	SH	GW	SOG	SH%
12	LW	MATT BOLDY	82	20:17	27	46	73	1	51	6	0	10	271	10.0
23	C	MARCO ROSSI	82	18:15	24	36	60	3	26	7	0	3	136	17.7
97	LW	KIRILL KAPRIZOV	41	22:28	25	31	56	19	16	4	0	5	145	17.2
36	RW	MATS ZUCCARELLO	69	19:39	19	35	54	0	22	3	0	6	151	12.6
89	C	FREDERICK GAUDREAU	82	15:40	18	19	37	-2	8	5	0	2	110	16.4
90	LW	MARCUS JOHANSSON	72	16:23	11	23	34	-7	12	1	1	1	121	9.1
46	D	JARED SPURGEON	66	20:27	7	25	32	8	14	1	0	3	107	6.5
7	D	BROCK FABER	78	25:32	10	19	29	-2	23	2	0	1	124	8.1
17	LW	MARCUS FOLIGNO	77	14:29	14	15	29	7	75	0	0	1	91	15.4
14	C	JOEL ERIKSSON EK	46	19:46	14	15	29	9	22	5	0	1	140	10.0
38	RW	RYAN HARTMAN	69	14:58	11	15	26	-7	75	3	0	1	158	7.0
5	D	JAKE MIDDLETON	67	21:52	8	13	21	11	40	0	0	0	97	8.3
25	D	JONAS BRODIN	50	22:57	4	16	20	10	18	0	0	1	71	5.6
24	D	ZACH BOGOSIAN	81	15:48	4	12	16	-6	43	0	0	0	79	5.1
13	C	YAKOV TRENIN	76	12:31	7	8	15	-1	54	0	2	2	85	8.2
47	D	DECLAN CHISHOLM	66	17:00	2	10	12	-5	10	1	0	1	69	2.9
18	C	VINCENT HINOSTROZA	25	13:47	5	3	8	2	4	3	0	1	37	13.5
*22	C	MARAT KHUSNUTDINOV	57	11:14	2	5	7	-6	14	0	0	0	30	6.7
41	RW	GUSTAV NYQUIST	22	14:46	2	5	7	-4	4	1	0	0	32	6.3
4	D	JON MERRILL	70	14:06	2	4	6	-8	20	0	0	0	47	4.3
94	C	JAKUB LAUKO	38	10:03	3	3	6	-5	27	0	1	1	29	10.3
19	C	DEVIN SHORE	55	8:39	1	4	5	-8	6	0	0	0	41	2.4
*28	LW	LIAM OHGREN	24	11:06	2	3	5	-6	2	0	0	1	32	6.3
15	RW	JUSTIN BRAZEAU	19	8:33	1	1	2	-3	2	0	0	1	11	9.1
55	D	DAVID JIRICEK	6	13:02	1	1	2	2	2	0	0	0	4	25.0
21	C	BRENDAN GAUNCE	12	9:42	0	1	1	-4	4	0	0	0	11	0.0
*39	C	BEN JONES	26	8:23	0	0	0	-3	10	0	0	0	24	0.0
44	D	TRAVIS DERMOTT	9	11:23	0	0	0	0	0	0	0	0	5	0.0
52	C	REESE JOHNSON	3	9:32	0	0	0	0	0	0	0	0	1	0.0
74	C	TRAVIS BOYD	3	7:48	0	0	0	0	0	0	0	0	0	--
*60	LW	MICHAEL MILNE	1	6:34	0	0	0	0	0	0	0	0	0	--
*48	D	DAEMON HUNT	1	8:01	0	0	0	0	0	0	0	0	2	0.0
*34	D	CAMERON CROTTY	1	5:08	0	0	0	-1	0	0	0	0	0	--

#	GOALTENDER	GP	W	L	OT	SA	GA	GAA	SV	SV%	SO	PIM	MIN
32	FILIP GUSTAVSSON	58	31	19	6	1693	146	2.56	1547	.914	5	0	3423:35
29	MARC-ANDRE FLEURY	26	14	9	1	670	68	2.93	602	.899	1	2	1390:16
*30	JESPER WALLSTEDT	2	0	2	0	51	8	4.09	43	.843	0	2	117:26

*Rookie



2024-25 HOME/ROAD SPLITS

#	PLAYER	HOME						ROAD					
		GP	G	A	PTS	+/-	PIM	GP	G	A	PTS	+/-	PIM
24	ZACH BOGOSIAN	41	3	6	9	-6	17	40	1	6	7	0	26
12	MATT BOLDY	41	15	22	37	-5	20	41	12	24	36	6	31
89	FREDERICK GAUDREAU	41	10	8	18	-14	4	41	8	11	19	12	4
23	MARCO ROSSI	41	11	17	28	-4	14	41	13	19	32	7	12
7	BROCK FABER	39	3	8	11	-5	2	39	7	11	18	3	21
90	MARCUS JOHANSSON	38	6	12	18	-9	6	34	5	11	16	2	6
46	JARED SPURGEON	38	4	20	24	3	8	28	3	5	8	5	6
17	MARCUS FOLIGNO	37	5	8	13	-2	46	40	9	7	16	9	29
38	RYAN HARTMAN	37	7	8	15	-5	32	32	4	7	11	-2	43
13	YAKOV TRENIN	37	2	5	7	-2	12	39	5	3	8	1	42
4	JON MERRILL	35	2	1	3	-8	10	35	0	3	3	0	10
36	MATS ZUCCARELLO	35	8	22	30	-7	14	34	11	13	24	7	8
47	DECLAN CHISHOLM	33	2	3	5	-1	4	33	0	7	7	-4	6
5	JAKE MIDDLETON	32	4	4	8	-8	17	35	4	9	13	19	23
19	DEVIN SHORE	29	0	3	3	-2	2	26	1	1	2	-6	4
*22	MARAT KHUSNUTDINOV	26	0	3	3	-4	4	31	2	2	4	-2	10
25	JONAS BRODIN	24	1	9	10	4	6	26	3	7	10	6	12
97	KIRILL KAPRIZOV	21	14	11	25	5	8	20	11	20	31	14	8
14	JOEL ERIKSSON EK	20	9	7	16	7	4	26	5	8	13	2	18
18	VINCENT HINOSTROZA	15	1	3	4	4	4	10	4	0	4	-2	0
39	BEN JONES	15	0	0	0	-1	10	11	0	0	0	-2	0
94	JAKUB LAUKO	14	1	1	2	-4	19	24	2	2	4	-1	8
41	GUSTAV NYQUIST	14	0	4	4	-2	2	8	2	1	3	-2	2
15	JUSTIN BRAZEAU	13	1	0	1	-1	2	6	0	1	1	-2	0
21	BRENDAN GAUNCE	7	0	1	1	-2	2	5	0	0	0	-2	2
*28	LIAM OHGREN	7	1	1	2	-2	0	17	1	2	3	-4	2
44	TRAVIS DERMOTT	4	0	0	0	-1	0	5	0	0	0	1	0
55	DAVID JIRICEK	2	0	0	0	0	2	4	1	1	2	2	0
52	REESE JOHNSON	1	0	0	0	0	0	2	0	0	0	0	0
*60	MICHAEL MILNE	1	0	0	0	0	0	-	-	-	-	-	-
74	TRAVIS BOYD	-	-	-	-	-	-	3	0	0	0	0	0
*34	CAMERON CROTTY	-	-	-	-	-	-	1	0	0	0	-1	0
*48	DAEMON HUNT	-	-	-	-	-	-	1	0	0	0	0	0

#	GOALTENDER	HOME					ROAD				
		GP	W-L-OT	GAA	SV%	SO	GP	W-L-OT	GAA	SV%	SO
32	FILIP GUSTAVSSON	31	17-11-1	2.62	.914	3	27	14-8-5	2.49	.914	2
29	MARC-ANDRE FLEURY	12	5-5-1	3.50	.874	0	14	9-4-0	2.50	.916	1
*30	JESPER WALLSTEDT	1	0-1-0	3.12	.889	0	1	0-1-0	5.02	.792	0

*Rookie



2024-25 SEASON HIGHS & LOWS

TEAM	
Consecutive Games Won	5 – 11/27 – 12/6
Consecutive Games Earning a Point	7 (5-0-2) – 10/10 – 10/24
Consecutive Games Lost, Regulation	4 – 12/15-12/21
Consecutive Games Lost, Regulation and OT/SO	4 – 2x, 12/15-12/21; 3/29-4/4
Most Goals For, Period	4 – 2x, 11/1 at TBL (3rd)
Most Goals Against, Period	4 – 2x, 10/26 at PHI (3rd); 1/7 vs. STL (2nd)
Most Goals For, Game	8 – 4/9 vs. SJS
Most Goals Against, Game	7 – 3x, 10/26 at PHI, 12/12 vs. EDM, 4/9 vs. SJS
Most Power-Play Goals For, Period	2 – 4x, Most Recent: 4/9 vs. SJS (2nd)
Most Power-Play Goals For, Game	3 – 2x, 12/31 vs. NSH; 4/9 vs. SJS
Most Power-Play Goals Against, Period	3 – 2/1 at OTT (3rd)
Most Power-Play Goals Against, Game	3 – 2/1 at OTT
Most Power-Play Attempts For, Game	6 – 2x, 12/31 vs. NSH; 3/9 vs. PIT
Most Power-Play Attempts Against, Game	8 – 2/1 at OTT
Most Shots For, Period	22 – 11/25 vs. WPG (1st)
Most Shots For, Game	44 – 2x, 11/25 vs. WPG; 4/9 vs. SJS
Most Shots Against, Period	21 – 2/1 at OTT (2nd)
Most Shots Against, Game	52 – 2/1 at OTT
Most Shots For, Overtime	3 – 5x, 12/3 vs. VAN; 12/10 at UTA; 2/22 at DET; 3/31 at NJD; 4/15 vs. ANA
Most Shots Against, Overtime	5 – 4/15 vs. ANA
Fewest Shots For, Period	1 – 3/4 at SEA (3rd)
Fewest Shots For, Game	16 – 3x, 1/12 at VGK; 2/1 at OTT; 2/27 at UTA
Fewest Shots Against, Period	1 – 1/26 at CHI (1st)
Fewest Shots Against, Game	14 – 4/12 at VAN
Most Penalty Minutes Both Teams, Game	44 – 1/18 at NSH
Most Penalty Minutes Wild, Game	31 – 2/1 at OTT
Fewest Penalty Minutes Both Teams, Game	2 – 2x, 12/23 vs. CHI; 1/7 vs. STL
Fewest Penalty Minutes Wild, Game	0 – 2x, 10/22 at FLA; 12/23 vs. CHI
INDIVIDUAL	
Most Goals, Game	4 – Eriksson Ek, 4/9 vs. SJS
Most Assists, Game	4 – 2x, Rossi, 1/4 at CAR; Boldy, 4/9 vs. SJS
Most Points, Game	4 – 3x, Rossi (0-4=4) 1/4 at CAR; Boldy (0-4=4) and Eriksson Ek (4-0=4) 4/9 vs. SJS
Most Goals, Period	2 – 6x, Most Recent: Eriksson Ek 4/9 vs. SJS (2nd and 3rd)
Most Assists, Period	3 – Rossi 1/25 vs. CGY (3rd)
Most Points, Period	3 – Rossi 1/25 vs. CGY (3rd)
Most Shots, Game	9 – 3x, Boldy 10/26 at PHI; Kaprizov, 4/9 vs. SJS; Faber, 4/15 vs. ANA
Most Penalty Minutes, Game	17 – Trenin, 4/12 at VAN
Most Hits, Game	10 – Trenin, 2/1 at OTT
Most Blocked Shots, Game	7 – Middleton, 11/27 at BUF
Most PPG, Game	2 – Eriksson Ek, 4/9 vs. SJS
Most PPG, Season	7 – Rossi
Most SHG, Season	2 – Trenin
Most GWG, Season	10 – Boldy
Most Overtime Goals	2 – Boldy, Kaprizov, Rossi
Consecutive Games with a Goal	3 – 5x, Most Recent: Rossi (2/8-2/25)
Consecutive Games with an Assist	7 – Kaprizov (10/15-11/1)
Consecutive Games with a Point	7 – Kaprizov (10/15-11/1) and (11/7-11/21)
Most TOI, Game	33:28 – Faber, 4/12 at VAN
Most Saves, Game	46 – Gustavsson, 2/1 at OTT (6-0 loss)



2024-25 INJURY REPORT

PLAYER	INJURY	LAST GAME PLAYED	GAMES OUT	RETURN
Declan Chisholm	Illness	-	1	10/12/24
Joel Eriksson Ek	Upper Body	10/12/24	2	10/19/24
Jared Spurgeon	Lower Body	10/12/24	6	10/29/24
Marcus Johansson	Lower Body	10/13/24	1	10/19/25
Ryan Hartman	Upper Body	10/15/24	5	11/1/24
Jonas Brodin	Upper Body	11/10/24	2	11/19/24
Mats Zuccarello	Lower Body	11/14/24	13	12/14/24
Joel Eriksson Ek	Upper Body	11/14/24	1	11/19/24
Kirill Kaprizov	Lower Body	11/21/24	1	11/25/24
Marat Khusnutdinov	Lower Body	11/21/24	3	11/29/24
Jakub Lauko	Lower Body	11/25/24	6	12/10/24
Jonas Brodin	Upper Body	11/25/24	8	12/14/25
Joel Eriksson Ek	Lower Body	12/3/24	11	12/29/24
Jake Middleton	Upper Body	12/12/24	11	1/7/25
Yakov Trenin	Upper Body	12/12/24	5	12/23/24
Jakub Lauko	Lower Body	12/14/24	15	1/18/25
Filip Gustavsson	Lower Body	12/14/24	4	12/23/24
Kirill Kaprizov	Lower Body	12/23/24	12	1/23/25
Jared Spurgeon	Lower Body	12/31/24	9	1/23/25
Brock Faber	Upper Body	1/7/25	4	1/18/25
Jonas Brodin	Lower Body	1/7/25	12	2/4/25
Marcus Johansson	Upper Body	1/15/25	8	2/4/25
Kirill Kaprizov	Lower Body	1/26/25	28	4/9/25
Jakub Lauko	Lower Body	2/4/25	3	2/25/25
Joel Eriksson Ek	Lower Body	2/6/25	1	2/22/25
Joel Eriksson Ek	Lower Body	2/22/25	21	4/9/25
Zach Bogosian	Lower Body	2/27/25	1	3/2/25
Jonas Brodin	Lower Body	2/28/25	9	3/22/25
Marcus Foligno	Upper Body	3/15/25	5	3/27/25
Marcus Johansson	Illness	3/17/25	1	3/22/25
Jonas Brodin	Lower Body	3/22/25	1	3/25/25
Declan Chisholm	Lower Body	3/24/25	3	3/31/25
Jake Middleton	Upper Body	4/4/25	4	4/15/25
Jared Spurgeon	Upper Body	4/11/25	1	4/15/25
Total Man Games Lost			218	



2024-25 TRANSACTIONS

OCTOBER 2025

- 10/6/25 Assigned **G Calvin Petersen** and **F Tyler Pitlick** to Iowa
- 10/5/25 Assigned **F Hunter Haight** and **D Matt Kiersted** to Iowa
Placed **G Calvin Petersen** and **F Tyler Pitlick** on waivers for purpose of assignment to Iowa
- 10/4/25 Signed **G Filip Gustavsson** to an eight-year contract extension that begins
- 10/3/25 Claimed **D Daemon Hunt** off waivers from Columbus
Recalled **D Matt Kiersted** from Iowa
Released **D Jack Johnson** from his professional tryout

SEPTEMBER 2025

- 9/30/25 Signed **F Kirill Kaprizov** to an eight-year contract extension that begins in the 2026-27 season
Released **F Brett Leason** from him professional tryout
Assigned **F Nicolas Aube-Kubel**, **F Ben Jones**, **D Ben Gleason** and **D Matt Kiersted** to Iowa
- 9/29/25 Assigned **F Caedan Bankier**, **F Rasmus Kumpulainen**, **D Carson Lambos**, **D David Spacek**, **G Samuel Hlavaj** and **G Riley Mercer** to Iowa
Placed **F Nicolas Aube-Kubel**, **F Ben Jones**, **D Ben Gleason** and **D Matt Kiersted** on waivers for the purpose of assignment to Iowa
Released **D Wyatt Newpower** from his professional tryout to report to Iowa Wild training camp
- 9/28/25 Assigned **F Bradley Marek**, **F Riley Heidt**, **D Kyle Masters** and **D Jack Peart** to Iowa
Released **F Elliot Desnoyers**, **F Jean-Luc Foudy**, **F Mark Liwski**, **F Ryan Sandelin**, **D Mike Koster** and **D Will Zmolek** from their professional tryouts to report to Iowa Wild training camp.
- 9/22/25 Assigned **F Lirim Amidovski** to the North Bay Battalion (OHL), **F Adam Benak** to the Brantford Bulldogs (OHL), **F Carter Klippenstein** to the Brandon Wheat Kings and **G Chase Wutzke** to the Red Deer Rebels (WHL)
Released **D Jordan Tourigny** and **D Rowan Topp** from their amateur tryouts
Released **F Matthew Sop**, **F Ryan McGuire** and **G William Rousseau** from their professional tryouts to report to Iowa Wild training camp.
- 9/16/25 Released **F Luke Mobley** and **F Jack O'Brien** from their professional tryouts
Released **F Kody Dupuis**, **F Brayden Holberton**, **F Cash Koch**, **F Luke Mistlebacher** and **D Ethan MacKenzie** from their amateur tryouts

AUGUST 2025

- 8/22/25 Signed **F Marco Rossi** to a three-year contract

JULY 2025

- 7/11/25 Signed **F Michael Milne** to a one-year, two-way contract
- 7/2/25 Signed **G Calvin Petersen** to a one-year contract
Signed **F Nicolas Aube-Kubel** to a one-year, two-way contract
Signed **D Ben Gleason** to a one-year, two-way contract
Signed **D Matt Kiersted** to a two-year, two-way contract
Signed **F Tyler Pitlick** to a two-year, two-way contract
Signed **F Bradley Marek** to a one-year, entry-level contract
- 7/1/25 Signed **F Nico Sturm** to a two-year contract

JUNE 2025

- 6/30/25 Acquired **F Vladimir Tarasenko** from Detroit in exchange for future considerations
- 6/28/25 Selected **D Theodor Hallquist** in the second round (52nd overall) of the 2025 NHL Draft
Acquired **D Chase Priskie** and the 123rd pick in the 2025 NHL Draft from Washington in exchange for **D Declan Chisholm** and the 180th pick in the 2025 NHL Draft

- Selected **F Adam Benak** in the fourth round (102nd overall) of the 2025 NHL Draft
Selected **F Lirim Amidovski** in the fourth round (121st overall) of the 2025 NHL Draft
Selected **F Carter Klippenstein** in the fourth round (123rd overall) of the 2025 NHL Draft
Selected **D Justin Kipkie** in the fifth round (141st overall) of the 2025 NHL Draft
Acquired **F Cameron Butler** from Columbus in exchange for **F Brendan Gaunce**
Acquired a fourth-round pick in the 2025 NHL Draft from Seattle in exchange for **F Frederick Gaudreau**

- 6/23/25 Hired **Greg Cronin** as Head Coach of the Iowa Wild
- 6/2/25 Signed **F Marcus Johansson** to one-year contract

MAY 2025

- 5/16/25 Signed **F Danila Yurov** to a three-year, entry-level contract beginning in the 2025-26 season

APRIL 2025

- 4/25/25 Signed **G Riley Mercer** to a three-year, entry-level contract beginning in the 2025-26 season
- 4/21/25 Recalled **F Travis Boyd**, **D Cameron Crotty**, **F Brendan Gaunce**, **F Hunter Haight**, **G Samuel Hlavaj**, **F Ben Jones**, **D Carson Lambos** and **F Liam Ohgren** from Iowa
- 4/20/25 Recalled **F Devin Shore** from Iowa
- 4/18/25 Recalled **G Jesper Wallstedt** from Iowa
- 4/13/25 Reassigned **D Cameron Crotty** to Iowa
- Signed **D Zeev Bulum** to a three-year, entry-level contract through the 2026-27 season
- 4/9/25 Activated **F Joel Eriksson Ek** from Injured Reserve
Activated **F Kirill Kaprizov** from Long-Term Injured Reserve
Reassigned **F Brendan Gaunce** and **F Devin Shore** to Iowa
- 4/5/25 Recalled **D Cameron Crotty** from Iowa

MARCH 2025

- 3/25/25 Reassigned **D Cameron Crotty** to Iowa
Recalled **D Cameron Crotty** under emergency conditions from Iowa
- 3/24/25 Reassigned **D Cameron Crotty** and **F Liam Ohgren** to Iowa
- 3/23/25 Recalled **D Cameron Crotty** and **F Liam Ohgren** under emergency conditions from Iowa
- 3/22/25 Reassigned **F Liam Ohgren** to Iowa
- 3/21/25 Reassigned **D David Jiricek** to Iowa
Signed **D Stevie Leskovar** to a three-year, entry-level contract beginning in the 2025-26 season
- 3/18/25 Recalled **F Liam Ohgren** under emergency conditions from Iowa
- 3/7/25 Traded **F Reese Johnson** to the Toronto Maple Leafs in exchange for future considerations
- 3/6/25 Acquired **F Justin Brazeau** from the Boston Bruins in exchange for **F Marat Khusnutdinov**, **F Jakub Lauko** and a sixth-round selection in the 2026 NHL Draft
- 3/1/25 Acquired **F Gustav Nyquist** from the Nashville Predators in exchange for a second-round pick in the 2026 NHL Draft.
Nashville retained 50% of Nyquist's salary
Recalled **D David Jiricek** from Iowa
Assigned **F Marat Khusnutdinov** to Iowa
Reassigned **F Liam Ohgren** to Iowa

FEBRUARY 2025

- 2/27/25 Recalled **F Brendan Gaunce** from Iowa
- 2/26/25 Acquired **F Tyler Madden** from the Los Angeles Kings in exchange for **D Joseph Cecconi**
D Travis Dermott claimed off waivers by Edmonton Oilers
Placed **D Travis Dermott** on waivers
Activated **F Jakub Lauko** from Injured Reserve

2024-25 TRANSACTIONS



- Placed **F Joel Eriksson Ek** on Injured Reserve
- 2/19/25 Reassigned **F Travis Boyd** and **G Dylan Ferguson** to Iowa
- 2/19/25 Recalled **F Travis Boyd** from Iowa as a practice player
- 2/18/25 Recalled **F Liam Ohgren** and **F Devin Shore** from Iowa
Recalled **G Dylan Ferguson** from Iowa as a practice player
- 2/12/25 Reassigned **F Devin Shore** to Iowa
- 2/9/25 Reassigned **F Liam Ohgren** to Iowa
- 2/5/25 Claimed **F Vinnie Hinostroza** off waivers from Nashville
Placed **F Jakub Lauko** on Injured Reserve
- 2/4/25 Activated **D Jonas Brodin** from Long-Term Injured Reserve and **F Marcus Johansson** from Injured Reserve
Assigned **F Ben Jones** to Iowa
- 2/3/25 Traded **F Sammy Walker** to the Utah Hockey Club for future considerations
- 2/2/25 Placed **F Kirill Kaprizov** on Long-Term Injured Reserve

JANUARY 2025

- 1/29/25 Recalled **F Ben Jones** from Iowa
- 1/28/25 Placed **D Jonas Brodin** on Long-Term Injured Reserve and **F Kirill Kaprizov** on Injured Reserve
- 1/24/25 Activated **F Kirill Kaprizov** and **D Jared Spurgeon** from Injured Reserve
- 1/23/25 Reassigned **D David Jiricek** to Iowa
- 1/22/25 Reassigned **F Brendan Gaunce** to Iowa
- 1/19/25 Reassigned **G Dylan Ferguson** to Iowa
- 1/18/25 Recalled **G Dylan Ferguson** under emergency conditions from Iowa
Placed **D Jonas Brodin** on Injured Reserve
Converted **D David Jiricek's** emergency recall to a regular recall
- 1/17/25 Recalled **F Devin Shore** from Iowa
- 1/16/25 Activated **F Jakub Lauko** from Injured Reserve
Reassigned **F Ben Jones** and **F Devin Shore** to Iowa
Recalled **F Brendan Gaunce** and **F Liam Ohgren** from Iowa
Placed **F Kirill Kaprizov** on Long-Term Injured Reserve
Placed **F Marcus Johansson** on Injured Reserve
- 1/9/25 Recalled **F Devin Shore** from Iowa
- 1/8/25 Reassigned **F Devin Shore** to Iowa and recalled **D David Jiricek** from Iowa
Placed **F Jakub Lauko** on Long-Term Injured Reserve retroactive to Dec. 14
- 1/7/25 Signed **G Dylan Ferguson** to a one-year, two-way contract
Activated **D Jake Middleton** from Long-Term Injured Reserve and reassigned **F Travis Boyd**, **F Brendan Gaunce** and **D Carson Lambos** to Iowa
- 1/6/25 Recalled **F Travis Boyd** (emergency), **F Brendan Gaunce** (emergency) and **D Carson Lambos** (regular) from Iowa
Placed **D Jared Spurgeon** on Injured Reserve
- 1/5/25 Reassigned **F Brendan Gaunce** and **D Carson Lambos** to Iowa
- 1/1/25 Recalled **F Brendan Gaunce** and **D Carson Lambos** from Iowa
Placed **F Kirill Kaprizov** on Injured Reserve

DECEMBER 2024

- 12/30/24 Reassigned **F Brendan Gaunce** to Iowa
- 12/26/24 Recalled **F Brendan Gaunce** and **F Devin Shore** from Iowa
- 12/24/24 Reassigned **F Brendan Gaunce** and **F Devin Shore** to Iowa
- 12/22/24 Reassigned **F Travis Boyd** and **G Jesper Wallstedt** to Iowa
- 12/20/24 Recalled **F Travis Boyd** and **F Devin Shore** from Iowa
- 12/19/24 Placed **F Yakov Trenin** on Injured Reserve
Reassigned **F Devin Shore** to Iowa
- 12/16/24 Recalled **F Brendan Gaunce** from Iowa
Reassigned **F Reece Johnson** to Iowa
- 12/14/24 Recalled **G Jesper Wallstedt** under emergency conditions from Iowa

- Placed **F Jakub Lauko** on Injured Reserve
- 12/14/24 Activated **D Jonas Brodin** from Injured Reserve and **F Mats Zuccarello** from Long-Term Injured Reserve
Reassigned **D Cameron Crotty** to Iowa
- 12/13/24 Claimed **D Travis Dermott** off waivers from Edmonton
Placed **D Jake Middleton** on Long-Term Injured Reserve
- 12/10/24 Activated **F Jakub Lauko** from Injured Reserve
- 12/9/24 Recalled **D Cameron Crotty** from Iowa
Reassigned **D David Jiricek** to Iowa
- 12/8/24 Reassigned **F Travis Boyd** to Iowa
- 12/6/24 Placed **F Joel Eriksson Ek** on Injured Reserve
- 12/4/24 Recalled **F Travis Boyd** and **F Reece Johnson** from Iowa
- 12/4/24 Reassigned **F Liam Ohgren** and **G Jesper Wallstedt** to Iowa
- 12/3/24 Placed **F Mats Zuccarello** on Long-Term Injured Reserve
Placed **D Jonas Brodin** and **F Jakub Lauko** on Injured Reserve
Recalled **F Liam Ohgren** and **G Jesper Wallstedt** from Iowa
- 12/1/24 Recalled **D David Jiricek** from Iowa
- 12/1/24 Reassigned **F Travis Boyd** to Iowa

NOVEMBER 2024

- 11/30/24 Acquired **D David Jiricek** and a fifth-round selection in the 2025 NHL Draft from the Columbus Blue Jackets in exchange for **D Daemon Hunt**, a first-round pick in the 2025 NHL Entry Draft (Top Five Protected), a third-round pick in the 2026 NHL Draft (previously acquired from Colorado), a fourth-round selection in the 2026 NHL Entry (previously acquired from Toronto) and second-round pick in the 2027 NHL Draft.
- 11/22/24 Recalled **F Travis Boyd** under emergency conditions from Iowa
- 11/17/24 Recalled **F Ben Jones** and **F Devin Shore** from Iowa
Reassigned **D Daemon Hunt**, **F Michael Milne** and **F Liam Ohgren** to Iowa
- 11/15/24 Placed **F Mats Zuccarello** on Injured Reserve
- 11/15/24 Recalled **F Liam Ohgren** under emergency conditions from Iowa
- 11/13/24 Recalled **F Michael Milne** from Iowa
- 11/12/24 Recalled **D Daemon Hunt** from Iowa
- 11/11/24 Reassigned **F Michael Milne** to Iowa
- 11/6/24 Recalled **F Michael Milne** from Iowa

OCTOBER 2024

- 10/31/24 Assigned **F Liam Ohgren** and **F Luke Toporowski** (activated from season-opening Injured Reserve) to Iowa
- 10/30/24 Assigned **F Graeme Clarke** to Iowa
- 10/29/24 Reassigned **D Daemon Hunt** to Iowa
- 10/25/24 Placed **F Pavel Novak** on unconditional waivers.
- 10/18/24 Recalled **D Daemon Hunt** from Iowa
- 10/16/24 Reassigned **D Daemon Hunt** to Iowa
- 10/14/24 Reassigned **F Travis Boyd** to Iowa and recalled **D Daemon Hunt** from Iowa
- 10/13/24 Recalled **F Travis Boyd** under emergency conditions from Iowa and reassigned **G Jesper Wallstedt** to Iowa
- 10/11/24 Recalled **G Jesper Wallstedt** from Iowa and assigned **D Daemon Hunt** to Iowa
- 10/10/24 Recalled **D Daemon Hunt** from Iowa and assigned **G Jesper Wallstedt** to Iowa
- 10/9/24 Assigned **F Michael Milne** to Iowa
- 10/7/24 Signed **G Jesper Wallstedt** to a two-year contract extension that begins in the 2025-26 season.
- 10/6/24 Assigned **F Ben Jones** to Iowa
- 10/5/24 Assigned **D Daemon Hunt** to Iowa
- 10/2/24 Assigned **F Reese Johnson** to Iowa.
- 10/1/24 Assigned **F Travis Boyd**, **F Brendan Gaunce** and **F Devin Shore** to Iowa



THE LAST TIME...

THE LAST TIME:	HOME	ROAD
Recorded a shutout	3/19/25, 4-0 vs. SEA (Gustavsson, 34 saves)	1/30/24, 4-0 at MTL (Fleury, 20 saves)
Were shutout	1/23/25, 4-0 vs. UTA (Vejmelka, 26 saves)	3/24/25, 3-0 at DAL (Oettinger, 32 saves)
Won a 1-0 game	3/2/25, 1-0 vs. BOS (Gustavsson, 28 saves)	11/27/24, 1-0 at BUF (Gustavsson, 39 saves)
Lost a 1-0 game	3/7/23, 1-0 SOL vs. CGY (Markstrom, 40 saves)	11/8/22, 1-0 at LA (Quick, 22 saves)
Scored 5 or more goals	4/9/25, 8-7 OTW vs. SJS	12/10/24, 5-4 shootout win at UTA
Allowed 5 or more goals	4/9/25, 8-7 OTW vs. SJS	4/2/25, 5-4 OTL at NYR
Overcame 2-goal deficit to win	2/8/25 vs. NYI (down 3-1 in 2nd, 6-3 win)	4/12/25 at VAN (Down 2-0 in 3rd, 3-2 OTW)
Overcame 3-goal deficit to win	2/19/24 vs. VAN (down 4-1 and 5-2 in 2nd, 10-7 win)	10/8/15 at COL (down 4-1 in 3rd, 5-4 win)
Overcame 4-goal deficit to win	1/9/10 vs. CHI (down 5-1 in 3rd, 6-5 SO win)	Never
Surrendered 2-goal lead in loss	2/25/25 vs. DET (ahead 2-0 in 1st, 3-2 loss)	3/13/23 at ARI (ahead 4-2 in 2nd, 5-4 OTL)
Surrendered 3-goal lead in loss	2/15/19 vs. NJ (ahead 4-1 in 2nd, 5-4 OTL)	5/13/21 at STL (ahead 3-0 in 1st, 7-3 loss)
Surrendered 4-goal lead in loss	Never	Never
Had a penalty shot	12/20/16, Staal vs. Varlamov (unsuccessful)	3/8/24, Zuccarello vs. Georgiev (unsuccessful)
Scored on a penalty shot	3/22/14, Coyle vs. Howard	12/16/14, Niederreiter vs. Raanta
Faced a penalty shot	2/6/25, Jackson Blake vs. Gustavsson (no goal)	3/4/25, Tolvanen vs. Gustavsson (no goal)
Allowed a penalty shot goal	2/9/23, Reilly Smith vs. Fleury	1/21/14, Jordie Benn vs. Kuemper
Had a hat trick	4/9/25, Eriksson Ek (4 goals) vs. SJS (8-7 OTW)	1/21/24, Kaprizov at CAR (5-2 win)
Allowed a hat trick	4/9/25, Celebrini vs. SJS (8-7 OTW)	10/26/24, Couturier at PHI (7-5 loss)
Scored a shorthanded goal	1/15/24, Eriksson Ek (5-0 W)	4/2/25, Johansson at NYR (5-4 OTL)
Allowed a shorthanded goal	1/9/25, Lehkonen vs. COL (6-1 loss)	2/1/25, Norris at OTT (6-0 loss)
Scored an empty net goal	3/27/25, Gaudreau vs. WSH (4-2 win)	1/30/25, Gaudreau at MTL (4-0 win)
Allowed an empty net goal	3/25/25, vs. VGK, Pearson (5-1 loss)	3/24/25, Marchment at DAL (3-0 loss)
Did not record penalty	12/23/24 vs. CHI (4-3 win)	10/22/24 at FLA (5-1 win)
Opponent did not record penalty	1/22/22 vs. DET (4-2 win)	11/27/24 at BUF (1-0 win)
Played in a penalty free game	Never	11/30/13 at COL (3-2 SO loss)
Won an overtime game	4/15/25 vs. ANA (Boldy)	4/12/25 at VAN (Zuccarello)
Lost an overtime game	3/13/25 vs. NYR (Schneider)	4/2/25 at NYR (Trocheck)
Won a shootout	3/12/25 vs. COL (Zuccarello)	1/2/24 at WSH (Boldy)
Lost a shootout	10/12/24 vs. SEA (Eberle)	3/31/25 at NJD (Cotter)
Recorded 20+ shots in a period	11/25/24 vs. WPG (22 in 1st, 4-1 loss)	2/14/24 at ARI (20 in 1st, 3-1 win)
Allowed 20+ shots in a period	10/21/23 vs. CBJ (22 in 2nd, 5-4 OTL)	2/1/25 at OTT (21 in 2nd, 6-0 loss)
Recorded 0 shots in a period	1/10/19 vs. WPG (0 in 3rd, 3-2 win)	11/08/01 at BOS (0 in 3rd, 5-3 win)
Allowed 0 shots in a period	3/3/13 vs. EDM (0 in 2nd, 4-2 win)	Never
Recorded 50 or more shots	Record is 49 vs. ANA 12/3/22	Record is 49 at NSH 4/5/22
Surrendered 50 or more shots	10/21/23 vs. CBJ (54 in 5-4 OT loss)	2/1/25 at OTT (52 in 6-0 loss)




TEAM HISTORY



2023-24 MINNESOTA WILD

2023-24 GAME-BY-GAME



#	POS	PLAYER	GP	TOI/G	G	A	PTS	+/-	PIM	PP	SH	GW	SOG	SH%
97	LW	KIRILL KAPRIZOV	75	21:34	46	50	96	11	36	19	0	8	277	16.6
12	LW	MATT BOLDY	75	18:54	29	40	69	5	48	10	0	7	227	12.8
14	C	JOEL ERIKSSON EK	77	20:31	30	34	64	18	60	12	1	5	267	11.2
36	RW	MATS ZUCCARELLO	69	18:53	12	51	63	-5	30	5	0	1	173	6.9
*7	D	BROCK FABER	82	24:58	8	39	47	-1	26	3	0	1	136	5.9
38	RW	RYAN HARTMAN	74	16:31	21	24	45	4	72	5	0	3	173	12.1
*23	C	MARCO ROSSI	82	16:43	21	19	40	-4	47	2	0	2	167	12.6
90	LW	MARCUS JOHANSSON	78	15:53	11	19	30	-15	22	1	0	0	112	9.8
25	D	JONAS BRODIN	62	23:22	7	20	27	22	16	0	0	1	117	6.0
5	D	JAKE MIDDLETON	80	19:48	7	18	25	-15	77	0	0	1	85	8.2
17	LW	MARCUS FOLIGNO	55	14:28	10	12	22	10	59	0	0	3	56	17.9
20	LW	PAT MAROON	49	12:46	4	12	16	-11	60	0	0	0	54	7.4
89	C	FREDERICK GAUDREAU	67	13:56	5	10	15	-23	12	2	0	1	105	4.8
26	C	CONNOR DEWAR	57	11:16	10	4	14	-6	20	0	1	0	57	17.5
25	D	ZACH BOGOSIAN	61	18:16	3	11	14	11	63	0	0	1	77	3.9
4	D	JON MERRILL	65	12:46	4	7	11	0	30	0	0	0	42	9.5
33	D	ALEX GOLIGOSKI	36	14:48	0	10	10	-8	18	0	0	0	32	0.0
10	C	VINNI LETTIERI	46	9:35	5	4	9	-7	24	0	0	1	47	10.6
6	D	DAKOTA MERMIS	47	14:05	3	5	8	-2	33	0	0	0	42	7.1
21	RW	BRANDON DUHAIME	62	10:40	4	4	8	-7	66	0	1	0	68	5.9
*47	D	DECLAN CHISHOLM	29	16:52	3	5	8	-8	18	2	0	0	29	10.3
27	C	JACOB LUCCHINI	40	9:35	2	3	5	-3	23	0	0	0	22	9.1
46	D	JARED SPURGEON	16	23:19	0	5	5	5	2	0	0	0	21	0.0
2	D	CALEN ADDISON	12	16:48	0	5	5	-3	6	0	0	0	18	0.0
*22	C	MARAT KHUSNUTDINOV	16	13:06	1	3	4	-3	6	1	0	0	6	16.7
15	C	MASON SHAW	20	8:11	1	2	3	0	34	0	0	0	21	4.8
*28	LW	LIAM OHGREN	4	14:30	1	1	2	0	0	0	0	1	8	12.5
19	C	NIC PETAN	6	10:50	0	2	2	-2	2	0	0	0	11	0.0
*11	LW	ADAM BECKMAN	11	9:24	0	2	2	-2	12	0	0	0	10	0.0
*48	D	DAEMON HUNT	12	11:30	0	1	1	-1	0	0	0	0	7	0.0
*18	C	SAMMY WALKER	4	9:21	0	0	0	-3	0	0	0	0	3	0.0
16	LW	JUJHAR KHAIRA	1	8:05	0	0	0	0	0	0	0	0	1	0.0
*51	RW	ADAM RASKA	5	6:48	0	0	0	0	0	0	0	0	0	0.0
#	GOALTENDER		GP	W	L	OT	SA	GA	GAA	SV	SV%	SO	PIM	MIN
32	FILIP GUSTAVSSON		45	20	18	4	1,283	129	3.06	1,154	.899	3	0	2527
29	MARC-ANDRE FLEURY		40	17	15	5	1,056	111	2.98	945	.895	2	4	2233
*30	JESPER WALLSTEDT		3	2	1	0	87	9	3.01	78	.897	1	0	179


*Rookie

GAME	DATE	OPPONENT	RESULT	W	L	OT	RECORD	PTS	DIVISION/ CONF. RANK	WILD GOALS (BY #)	WILD GOALTENDERS	ATT.
1	10/12	FLA	2-0	W			1-0-0	2	t-1st/t-1st	7, 14p	Gustavsson	*18,976
2	10/14	@ TOR	4-7		L		1-1-0	2	t-3rd/t-5th	38, 12, 23, 21	Gustavsson	18,903
3	10/17	@ MTL	5-2	W			2-1-0	4	t-2nd/t-3rd	21s, 26s, 14p, 97p, 14p	Fleury	21,105
4	10/19	LAK	3-7		L		2-2-0	4	t-3rd/t-6th	26, 97, 14	Fleury	*18,689
5	10/21	CBJ	4-5			OT	2-2-1	5	t-5th/t-7th	6, 36, 25, 90	Gustavsson	*18,479
6	10/24	EDM	7-4	W			3-2-1	7	3rd/t-5th	23, 38, 38, 36, 14, 38, 17	Gustavsson	17,064
7	10/26	@ PHI	2-6		L		3-3-1	7	t-4th/t-6th	6, 17	Gustavsson	17,144
8	10/27	@ WSH	2-3			SO	3-3-2	8	t-3rd/t-6th	23, 38	Fleury	16,602
9	10/29	@ NJD	3-4		L		3-4-2	8	t-4th/t-7th	20, 38p, 5	Fleury	16,514
10	11/2	NJD	3-5		L		3-5-2	8	t-5th/t-10th	97p, 23, 5	Gustavsson	*18,399
11	11/4	NYR	5-4	W			4-5-2	10	t-6th/t-10th	38, 14, 36, 23	Gustavsson, FLEURY	*18,678*
12	11/7	@ NYI	4-2	W			5-5-2	12	t-5th/9th	20, 10, 97p	Fleury	13,527
13	11/9	@ NYR	1-4		L		5-6-2	12	6th/11th	21	Fleury	18,006
14	11/10	@ BUF	2-3		L		5-7-2	12	6th/11th	97p, 14p	Gustavsson	17,031
15	11/12	DAL	3-8		L		5-8-2	12	6th/11th	21, 10, 36p	Fleury	*18,509
16	11/18	@ PIT	1-2			SO	5-8-3	13	6th/12th	23	Gustavsson	13,213
17	11/19	TOR	3-4			OT	5-8-4	14	6th/12th	4, 5, 36	Fleury	13,356
18	11/24	COL	2-3		L		5-9-4	14	7th/13th	97, 14p	Gustavsson	*19,057
19	11/26	@ DET	1-4		L		5-10-4	14	7th/14th	14p	Gustavsson	18,833
20	11/28	STL	3-1	W			6-10-4	16	7th/14th	14, 89, 12	Gustavsson	17,563
21	11/30	@ NSH	6-1	W			7-10-4	18	7th/t-13th	26, 5, 97p, 20, 26, 26	Gustavsson	17,159
22	12/3	CHI	4-1	W			8-10-4	20	7th/t-12th	23, 23p, 36, 12p	Fleury	*19,301
23	12/5	@ CGY	5-2	W			9-10-4	22	7th/t-11th	17, 97, 23, 12p, 14	Gustavsson	16,661
24	12/7	@ VAN	0-2		L		9-11-4	22	7th/t-11th		Gustavsson	18,667
25	12/8	@ EDM	3-4		L		9-12-4	22	7th/t-12th	12, 14, 26	Fleury	18,173
26	12/10	@ SEA	3-0	W			10-12-4	24	7th/12th	12, 23, 14	Gustavsson	17,151
27	12/14	CGY	3-2	W			11-12-4	26	7th/13th	12, 23	Gustavsson	*18,167
28	12/16	VAN	2-1	W			12-12-4	28	7th/t-11th	89	Gustavsson	*18,519
29	12/18	@ PIT	3-4		L		12-13-4	28	7th/t-11th	38, 5, 10	Gustavsson	18,200
30	12/19	@ BOS	4-3	W			13-13-4	30	7th/12th	90p, 97, 38, 97	Fleury	17,850
31	12/21	MTL	4-3	W			14-13-4	32	7th/11th	12p, 23, 7p, 97	Gustavsson	*18,387
32	12/23	BOS	3-2	W			15-13-4	34	7th/10th	14p, 97, 17	Fleury	*19,183
33	12/27	DET	6-3	W			16-13-4	36	7th/10th	12, 90, 38, 17, 97	Gustavsson	*19,105
34	12/30	@ WPG	2-4		L		16-14-4	36	7th/11th	38p, 12	GUSTAVSSON, Fleury	15,225
35	12/31	WPG	2-3		L		16-15-4	36	7th/12th	17, 89p	Fleury	*19,129
36	1/2	CGY	1-3		L		16-16-4	36	7th/13th	20	Fleury	*18,456
37	1/4	TBL	1-4		L		16-17-4	36	7th/13th	24	Fleury	*18,689
38	1/6	@ CBJ	4-3	W			17-17-4	38	7th/13th	12p, 12p, 90, 23	Fleury	18,711
39	1/8	DAL	0-4		L		17-18-4	38	7th/13th		Fleury	*18,087
40	1/10	@ DAL	2-7		L		17-19-4	38	7th/13th	12, 38p	Wallistedt	18,532
41	1/12	PHI	3-4			OT	17-19-5	39	7th/13th	90, 38, 12	Fleury	*18,473
42	1/13	ARI	0-6		L		17-20-5	39	7th/13th		GUSTAVSSON, Fleury	*18,812
43	1/15	NYI	5-0	W			18-20-5	41	7th/13th	36p, 26, 14p, 14s, 17	Fleury	*18,231
44	1/18	@ TBL	3-7		L		18-21-5	41	7th/13th	14, 23, 5	Gustavsson	19,092
45	1/19	@ FLA	6-4	W			19-21-5	43	7th/13th	97p, 38p, 7p, 36p, 97p, 38	Fleury, GUSTAVSSON	19,595
46	1/21	@ CAR	5-2	W			20-21-5	45	7th/13th	97, 97, 14, 97, 5	Gustavsson	18,749
47	1/23	WSH	5-3	W			21-21-5	47	7th/t-11th	7, 17, 90, 14, 90	Gustavsson	*18,437
48	1/25	NSH	2-3		L		21-22-5	47	7th/t-12th	14p, 12p	Gustavsson	*18,254
49	1/27	ANA	2-3		L		21-23-5	47	7th/13th	97, 4	Gustavsson	*19,053
50	2/7	@ CHI	2-1	W			22-23-5	49	7th/t-12th	17, 17	Gustavsson	17,230
51	2/9	PIT	3-2	W			23-23-5	51	6th/12th	12p, 25, 97	Fleury	*19,329
52	2/12	@ VGK	5-3	W			24-23-5	53	6th/11th	36p, 14, 23, 12, 14	Gustavsson	18,207
53	2/14	@ ARI	3-1	W			25-23-5	55	6th/t-10th	14p, 25, 12	Fleury	4,600
54	2/17	BUF	2-3			OT	25-23-6	56	6th/t-10th	14, 47p	Gustavsson	*19,276
55	2/19	VAN	10-7	W			26-23-6	58	t-6th/t-9th	14, 12, 36p, 14p, 97p, 14p, 23, 97, 25, 97	Gustavsson/FLEURY	*19,124
56	2/20	@ WPG	3-6		L		26-24-6	58	6th/10th	23p, 97p, 23	Fleury	14,707
57	2/23	@ EDM	4-2	W			27-24-6	60	6th/10th	12, 25, 12, 36	Gustavsson	18,347
58	2/24	@ SEA	5-2	W			28-24-6	62	t-5th/t-9th	90, 97p, 12p, 97, 6	Fleury	17,151
59	2/27	CAR	2-3		L		28-25-6	62	t-5th/t-10th	26, 25	Gustavsson	*18,775
60	2/29	@ NSH	1-6		L		28-26-6	62	6th/12th	26	Gustavsson	17,159
61	3/2	@ STL	1-3		L		28-27-6	62	6th/12th	4	Fleury	18,096
62	3/3	SJS	4-3	W			29-27-6	64	6th/11th	89p, 97, 97, 97	Gustavsson	*18,879
63	3/7	@ ARI	5-2	W			30-27-6	66	6th/12th	97p, 24, 14, 7, 26	Fleury	4,600
64	3/8	@ COL	1-2			OT	30-27-7	67	t-6th/t-10th	7	Gustavsson	18,134
65	3/10	NSH	4-3	W			31-27-7	69	5th/9th	25, 97p, 38, 12	Fleury	*18,800
66	3/12	ARI	4-1	W			32-27-7	71	5th/9th	97, 38p, 97, 17	Fleury	*18,231
67	3/14	ANA	2-0	W			33-27-7	73	5th/9th	24, 97	Fleury	*18,376
68	3/16	@ STL	2-3			SO	33-27-8	74	5th/9th	23, 97	Fleury	18,096
69	3/19	@ ANA	4-0	W			34-27-8	76	5th/9th	38, 4, 97p, 27	Gustavsson	16,239
70	3/20	@ LAK	0-6		L		34-28-8	76	5th/9th		Fleury	17,086
71	3/23	STL	4-5			OT	34-28-9	77	6th/10th	90, 23, 23, 7	Fleury	*19,090
72	3/28	SJS	3-1	W			35-28-9	79	6th/10th	14, 12, 38	Gustavsson	*18,589
73	3/30	VGK	1-2			OT**	35-29-9	79	6th/10th	97p	Gustavsson	*19,178
74	4/2	OTT	3-2	W			36-29-9	81	6th/10th	15, 12, 10	Fleury	*18,056
75	4/4	COL	2-5		L		36-30-9	81	6th/10th	10, 47p	Gustavsson	*18,803
76	4/6	WPG	2-4		L		36-31-9	81	6th/10th	97p, 97	Fleury	*18,989
77	4/7	@ CHI	4-0	W			37-31-9	83	6th/10th	97p, 23, 89, 97	Wallistedt	18,803
78	4/9	@ COL	2-5		L		37-32-9	83	6th/10th	97p, 12p	Gustavsson	18,097
79	4/12	@ VGK	2-7		L		37-33-9	83	6th/10th	22p, 38	Fleury	18,415
80	4/13	@ SJS	6-2	W			38-33-9	85	6th/10th	12, 47, 28, 97p, 97, 90	Wallistedt	17,435
81	4/15	@ LAK	3-1	W			39-33-9	87	6th/10th	12p, 38, 97	Gustavsson	17,654
82	4/18	SEA	3-4		L		39-34-9	87	6th/10th	97p, 36, 7p	Fleury	*19,133



2022-23 MINNESOTA WILD

2022-23 GAME-BY-GAME




#	POS	PLAYER	GP	TOI/G	G	A	PTS	+/-	PIM	PP	SH	GW	SOG	SH%
97	LW	KIRILL KAPRIZOV	67	21:06	40	35	75	4	45	17	0	6	261	15.3
36	RW	MATS ZUCCARELLO	78	20:11	22	45	67	-3	26	9	0	3	198	11.1
12	LW	MATT BOLDY	81	18:29	31	32	63	1	39	8	0	5	255	12.2
14	C	JOEL ERIKSSON EK	78	18:59	23	38	61	4	44	12	2	1	247	9.3
89	C	FREDERICK GAUDREAU	82	16:02	19	19	38	10	10	3	4	3	138	13.8
38	RW	RYAN HARTMAN	59	16:17	15	22	37	7	90	1	2	6	149	10.1
46	D	JARED SPURGEON	79	21:48	11	23	34	32	14	1	0	3	149	7.4
*2	D	CALEN ADDISON	62	16:07	3	26	29	-17	22	0	0	1	77	3.9
13	C	SAM STEEL	65	14:57	10	18	28	11	18	0	1	2	85	11.8
17	LW	MARCUS FOLIGNO	65	14:59	7	14	21	-6	97	0	0	0	83	8.4
90	LW	MARCUS JOHANSSON	20	17:42	6	12	18	6	0	1	1	2	42	14.3
26	C	CONNOR DEWAR	81	10:57	6	12	18	-5	50	0	3	0	87	6.9
*15	C	MASON SHAW	59	11:17	7	10	17	-1	79	0	0	0	92	7.6
5	D	JAKE MIDDLETON	79	19:02	3	12	15	15	72	0	0	0	79	3.8
75	RW	RYAN REAVES	61	9:29	5	10	15	-1	31	0	0	0	45	11.1
24	D	MATT DUMBA	79	21:16	4	10	14	-8	81	0	0	2	99	4.0
25	D	JONAS BRODIN	60	22:51	3	11	14	13	30	0	0	0	90	3.3
4	D	JON MERRILL	73	15:08	2	10	12	-2	38	0	0	0	43	4.7
21	RW	BRANDON DUHAIME	51	10:45	9	1	10	6	42	0	1	3	80	11.3
3	D	JOHN KLINGBERG	17	19:55	2	7	9	3	4	1	0	0	34	5.9
70	C	OSKAR SUNDQVIST	15	12:28	3	4	7	0	8	1	0	0	10	30.0
33	D	ALEX GOLIGOSKI	46	17:40	2	4	6	-9	16	0	0	2	63	3.2
28	LW	GUSTAV NYQUIST	3	14:40	1	4	5	2	0	0	0	0	5	20.0
19	C	NIC PETAN	10	11:36	1	2	3	0	2	0	0	0	10	10.0
*74	C	SAMMY WALKER	9	10:36	1	1	2	-1	0	0	0	0	8	12.5
*23	C	MARCO ROSSI	19	12:31	0	1	1	-7	8	0	0	0	13	0.0
56	C	JOSEPH CRAMAROSSA	4	7:47	1	0	1	0	4	0	0	0	1	100
*88	C	DAMIAN GIROUX	1	13:57	0	1	1	0	2	0	0	0	0	0.0
*53	LW	ADAM BECKMAN	9	10:41	0	0	0	-2	0	0	0	0	12	0.0
28	C	STEVEN FOGARTY	2	10:19	0	0	0	0	0	0	0	0	0	0.0
6	D	DAKOTA MERMIS	2	14:27	0	0	0	-1	0	0	0	0	1	0.0
*72	RW	NICK SWANEY	1	9:33	0	0	0	0	0	0	0	0	0	0.0
*7	D	BROCK FABER	2	20:04	0	0	0	2	0	0	0	0	1	0.0
#	GOALTENDER	GP	W	L	OT	SA	GA	GAA	SV	SV%	SO	PIM	MIN	
32	FILIP GUSTAVSSON	39	22	9	7	1,173	81	2.10	1,092	.931	3	0	2310	
29	MARC-ANDRE FLEURY	46	24	16	4	1,367	126	2.85	1,241	.908	2	2	2654	

*Rookie

GAME	DATE	OPPONENT	RESULT	W	L	OT	RECORD	PTS	DIVISION/ CONF. RANK	WILD GOALS (BY #)	WILD GOALTENDERS	ATT.
1	10/13	NYR	3-7	L			0-1-0	0	t-4th/t-9th	36p,12,12	Fleury	18,612
2	10/15	LA	6-7	L			0-2-0	0	t-7th/t-13th	5,17,14p,97p,36p,13	Fleury/GUSTAVSSON	18,421
3	10/17	COL	3-6	L			0-3-0	0	8th/t-14th	97,14p,97p	Gustavsson	17,437
4	10/20	VAN	4-3	W		OT	1-3-0	2	t-6th/t-12th	36,13,36,97	Fleury	17,323
5	10/22	@ BOS	3-4	L		OT	1-3-1	3	7th/t-12th	21s,12p,46	Fleury	17,850
6	10/25	@ MTL	3-1	W			2-3-1	5	t-6th/t-11th	14,21,14	Fleury	20,867
7	10/27	@ OTT	4-2	W			3-3-1	7	t-5th/t-10th	36p,97,38,89s	Fleury	13,870
8	10/29	@ DET	1-2	L			3-4-1	7	t-5th/t-10th	97	Gustavsson	17,364
9	10/30	@ CHI	4-3	W		SO	4-4-1	9	t-4th/t-9th	12,58,12	Fleury	14,149
10	11/1	MTL	4-1	W			5-4-1	11	t-2nd/t-6th	58,97p,97,12	Fleury	16,385
11	11/3	SEA	0-4	L			5-5-1	11	4th/8th		Fleury	17,221
12	11/8	@ LA	0-1	L			5-6-1	11	t-5th/t-10th		Fleury	13,558
13	11/9	@ ANA	4-1	W			6-6-1	13	t-3rd/t-7th	97p,24,97p,56	Gustavsson	14,803
14	11/11	@ SEA	1-0	W			7-6-1	15	t-3rd/t-7th	36	Fleury	17,151
15	11/13	SJ	2-3	L		SO	7-6-2	16	t-4th/8th	89,26s	Gustavsson	17,105
16	11/15	@ NSH	1-2	L			7-7-2	16	4th/t-8th	89	Fleury	17,159
17	11/17	PIT	4-6	L			7-8-2	16	t-5th/t-9th	21,14,14s,24	Gustavsson	18,224
18	11/19	CAR	2-1	W		OT	8-8-2	18	t-4th/t-8th	13,33	Gustavsson	18,278
19	11/23	WPG	6-1	W			9-8-2	20	t-4th/t-8th	15,2,17,97p,17,12p	Gustavsson	17,450
20	11/25	TOR	3-4	L			9-9-2	20	t-4th/t-8th	97p,12,36	Fleury	18,997
21	11/27	ARI	4-3	W			10-9-2	22	t-4th/t-7th	97,13,46,12p	Fleury	17,745
22	12/1	EDM	5-3	W			11-9-2	24	t-4th/t-8th	14p,97p,89,13,36	Fleury	17,651
23	12/3	ANA	5-4	W		SO	12-9-2	26	t-4th/t-8th	2,26,14p,97	Gustavsson	17,822
24	12/4	@ DAL	6-5	W		SO	13-9-2	28	3rd/t-6th	97p,26s,5,18,14	Fleury	18,120
25	12/7	@ CGY	3-5	L			13-10-2	28	3rd/8th	97,15,4	Fleury	17,562
26	12/9	@ EDM	2-5	L			13-11-2	28	t-3rd/t-8th	14,36	Fleury	17,589
27	12/10	@ VAN	3-0	W			14-11-2	30	3rd/t-7th	12p,26s,13	Gustavsson	18,526
28	12/12	EDM	2-1	W			15-11-2	32	3rd/t-6th	12p,89	Fleury	17,707
29	12/14	DET	4-1	W			16-11-2	34	3rd/t-6th	89p,24,36,89	Gustavsson	18,324
30	12/16	CHI	4-1	W			17-11-2	36	3rd/5th	36,97,36,36	Fleury	18,501
31	12/18	OTT	4-2	W			18-11-2	38	3rd/5th	97,36,46,89	Gustavsson	18,213
32	12/21	@ ANA	4-1	W			19-11-2	40	3rd/5th	26,12,14p,38	Fleury	14,961
33	12/22	@ SJ	2-5	L			19-12-2	40	3rd/t-5th	14,36	Gustavsson	13,128
34	12/27	@ WPG	4-1	W			20-12-2	42	3rd/5th	46p,36,89,74	Gustavsson	15,325
35	12/29	DAL	1-4	L			20-13-2	42	3rd/5th	97	Fleury	19,316
36	12/31	@ STL	5-2	W			21-13-2	44	3rd/5th	24,38,38,46,18	Fleury	18,096
37	1/4	TB	5-1	W			22-13-2	46	3rd/5th	14,97p,2,13,97	GUSTAVSSON/Fleury	18,427
38	1/7	@ BUF	5-6	L		OT	22-13-3	47	3rd/6th	21,97p,38,17,14p	Fleury	19,070
39	1/8	STL	0-3	L			22-14-3	47	3rd/6th		Gustavsson	18,745
40	1/10	@ NYR	3-4	L		SO	22-14-4	48	3rd/6th	4,97,36	Fleury	18,006
41	1/12	@ NYI	3-1	W			23-14-4	50	3rd/6th	89s,13,97	Gustavsson	17,255
42	1/14	ARI	2-1	W			24-14-4	52	3rd/6th	36p,89	Fleury	19,299
43	1/17	@ WSH	4-2	W			25-14-4	54	3rd/6th	46,25,46,14	Gustavsson	18,573
44	1/19	@ CAR	2-5	L			25-15-4	54	3rd/7th	97p,12	Fleury	18,013
45	1/21	@ FLA	3-5	L			25-16-4	54	3rd/7th	12p,14p,46	Gustavsson	16,759
46	1/24	@ TB	2-4	L			25-17-4	54	4th/9th	14s,97p	Fleury	19,092
47	1/26	PHI	3-2	W		OT	26-17-4	56	3rd/7th	12,12p,36	Fleury	19,177
48	1/28	BUF	3-2	W		SO	27-17-4	58	3rd/7th	14p,46	Fleury	19,212
49	2/6	@ ARI	2-3	L			27-18-4	58	3rd/t-7th	97,25	Fleury	4,600
50	2/8	@ DAL	1-4	L			27-19-4	58	t-3rd/t-7th	14p	Gustavsson	18,274
51	2/9	VGK	1-5	L			27-20-4	58	t-3rd/t-7th	97p	FLEURY/Gustavsson	18,797
52	2/11	NJ	3-2	W		SO	28-20-4	60	t-3rd/t-7th	14p,38	Gustavsson	19,065
53	2/13	FLA	1-2	L		SO	28-20-5	61	3rd/t-7th	97	Gustavsson	17,453
54	2/15	COL	2-3	L			28-21-5	61	4th/t-8th	14p,97	Fleury	17,965
55	2/17	DAL	2-1	W		SO	29-21-5	63	t-3rd/t-7th	36	Gustavsson	19,239
56	2/19	NSH	4-3	W			30-21-5	65	4th/8th	21,97p,97,38	Gustavsson	19,255
57	2/21	LA	2-1	W			31-21-5	67	t-3rd/t-7th	38,38	Gustavsson	18,012
58	2/23	@ CBJ	2-0	W			32-21-5	69	3rd/7th	21,97	Fleury	17,997
59	2/24	@ TOR	1-2	L		OT	32-21-6	70	3rd/t-6th	21	Gustavsson	18,575
60	2/26	CBJ	3-2	W		OT	33-21-6	72	2nd/t-4th	97,97p,97	Fleury	19,063
61	2/28	NYI	2-1	W		SO	34-21-6	74	2nd/4th	75	Gustavsson	18,431
62	3/2	@ VAN	2-1	W			35-21-6	76	2nd/4th	97,97	Fleury	18,903
63	3/4	@ CGY	3-0	W			36-21-6	78	2nd/4th	14,17,12	Gustavsson	18,605
64	3/7	CGY	0-1	L		SO	36-21-7	79	2nd/5th		Gustavsson	18,998
65	3/8	@ WPG	4-2	W			37-21-7	81	t-1st/t-3rd	17,89,38,15	Fleury	13,148
66	3/11	@ SJ	5-2	W			38-21-7	83	2nd/4th	46,89p,90,36p,12	Fleury	17,562
67	3/12	@ ARI	4-5	L		OT	38-21-8	84	2nd/4th	36,75,12,26	Gustavsson	4,600
68	3/15	@ STL	8-5	W			39-21-8	86	2nd/4th	14p,3,70,15,38p,33,75,38	Fleury	18,096
69	3/18	BOS	2-5	L			39-22-8	86	t-2nd/t-4th	90,70p	Gustavsson	19,329
70	3/19	WSH	5-3	W			40-22-8	88	2nd/4th	12,12,75,21,12	Fleury	19,231
71	3/21	@ NJ	2-1	W		OT	41-22-8	90	t-1st/t-3rd	15,12	Gustavsson	16,124
72	3/23	@ PHI	4-5	L		SO	41-22-9	91	2nd/4th	70,12,17,12	Fleury	18,495
73	3/25	CHI	3-1	W			42-22-9	93	1st/3rd	75,38,89	Gustavsson	19,312
74	3/27	SEA	5-1	W			43-22-9	95	1st/3rd	5,12p,12,12,38	Fleury	19,291
75	3/29	@ COL	4-2	W			44-22-9	97	1st/2nd	90,13,89s,89s	Gustavsson	18,140
76	4/1	@ VGK	1-4	L			44-23-9	97	1st/4th	12	Fleury	18,398
77	4/3	VGK	3-4	L		SO	44-23-10	98	t-1st/t-4th	21,3p,12	Gustavsson	19,176
78	4/6	@ PIT	1-4	L			44-24-10	98	3rd/6th	90	Fleury	18,417
79	4/8	STL	5-3	W			45-24-10	100	3rd/t-5th	38s,13s,89p,46,25	Gustavsson	19,191
80	4/10	@ CHI	4-2	W			46-24-10	102	3rd/t-5th	12,90s,90,28	Gustavsson	15,268
81	4/11	WPG	1-3	L			46-25-10	102	3rd/t-5th	97	Fleury	19,199
82	4/13	@ NSH	3-4	L		OT	46-25-11	103	3rd/6th	89,89,19	Gustavsson	17,519



2021-22 MINNESOTA WILD



#	POS	PLAYER	GP	TOI/G	G	A	PTS	+/-	PIM	PP	SH	GW	SOG	SH%
97	LW	KIRILL KAPRIZOV	81	19:06	47	61	108	27	34	14	0	5	289	16.26
22	LW	KEVIN FIALA	82	17:39	33	52	85	23	52	5	1	7	262	12.6
36	RW	MATS ZUCCARELLO	70	18:36	24	55	79	21	24	7	0	2	159	15.09
38	C	RYAN HARTMAN	82	18:11	34	31	65	31	95	1	0	7	239	14.23
14	C	JOEL ERIKSSON EK	77	18:35	26	23	49	16	28	12	0	3	223	11.66
89	C	FREDERICK GAUDREAU	76	16:19	14	30	44	12	8	1	0	4	132	10.61
17	LW	MARCUS FOLIGNO	74	16:25	23	19	42	25	112	5	0	3	98	23.47
46	D	JARED SPURGEON	65	21:09	10	30	40	32	10	0	0	2	116	8.62
12	LW	MATT BOLDY*	47	15:22	15	24	39	17	10	3	0	2	113	13.27
25	D	JONAS BRODIN	73	23:26	5	25	30	9	18	1	0	1	126	3.97
47	D	ALEX GOLIGOSKI	72	18:57	2	28	30	41	34	0	0	0	80	2.5
24	D	MATT DUMBA	57	23:06	7	20	27	9	47	1	0	1	116	6.03
18	LW	JORDAN GREENWAY	62	14:34	10	17	27	26	69	1	0	3	110	9.09
7	D	DMITRY KULIKOV	80	18:12	7	17	24	23	39	0	0	2	74	9.46
4	D	JON MERRILL	69	17:06	4	16	20	15	22	0	0	0	59	6.78
21	RW	BRANDON DUHAIME*	80	10:13	6	11	17	-2	122	0	0	1	91	6.59
27	C	NICK BJUGSTAD	57	10:16	7	6	13	-2	20	1	0	0	81	8.64
8	D	JORDIE BENN	39	14:59	1	7	8	1	10	0	0	0	37	2.7
52	C	CONNOR DEWAR*	35	9:54	2	4	6	-4	25	0	0	1	44	4.55
10	C	TYSON JOST	21	12:51	2	4	6	0	4	0	0	2	21	9.52
5	D	JACOB MIDDLETON*	21	17:55	1	4	5	7	13	0	0	0	22	4.55
59	D	CALAN ADDISON*	15	13:47	2	2	4	-4	2	0	0	0	17	11.76
44	LW	NICOLAS DESLAURIERS	20	10:32	3	0	3	-2	23	0	0	1	18	16.67
53	LW	ADAM BECKMAN*	3	10:25	0	1	1	-1	2	0	0	0	4	0
56	C	JOSEPH CRAMAROSSA	1	6:55	0	1	1	0	2	0	0	0	1	0
63	RW	MITCHELL CHAFFEE*	2	7:27	0	0	0	1	0	0	0	0	1	0
39	D	JON LIZOTTE*	1	14:43	0	0	0	0	2	0	0	0	1	0
57	D	DAKOTA MERMIS	2	13:54	0	0	0	2	0	0	0	0	1	0
37	RW	KYLE RAU	5	8:49	0	0	0	-3	0	0	0	0	3	0
23	C	MARCO ROSSI*	2	15:35	0	0	0	-1	4	0	0	0	5	0
58	C	MASON SHAW*	3	8:59	0	0	0	-2	5	0	0	0	7	0

#	GOALTENDER	GP	W	L	OT	SA	GA	GAA	SV	SV%	SO	A	PIM	MIN
29	MARC-ANDRE FLEURY	11	9	2	0	334	30	2.74	304	.910	0	0	658	2,177
33	CAM TALBOT	49	32	12	4	1488	132	2.76	1356	.911	3	2	2865	1,665

* Rookie

2021-22 GAME-BY-GAME



GAME	DATE	OPPONENT	RESULT	W	L	OT	RECORD	PTS	DIVISION/ CONF. RANK	WILD GOALS (BY #)	WILD GOALTENDERS	ATT.
1	10/15	@ ANA	2-1 W				1-0-0	2	t-1st/t-2nd	22p,17	Talbot	11,938
2	10/16	@ LA	3-2 W				2-0-0	4	1st/t-1st	89,49,38	Talbot	12,590
3	10/19	WPG	6-5 W			OT	3-0-0	6	1st/t-1st	36,14p,36,17p,14,14p,	Talbot	*18,156
4	10/23	ANA	4-3 W			OT	4-0-0	8	t-1st/t-2nd	21,46,4,38	Talbot	*18,055
5	10/24	NSH	2-5 L				4-1-0	8	t-1st/t-2nd	27,7	Kahkonen	16,014
6	10/26	@ VAN	3-2 W				5-1-0	10	t-1st/t-1st	36,25,24	Talbot	*18,870
7	10/28	@ SEA	1-4 L				5-2-0	10	t-1st/t-2nd	38	Talbot	*17,151
8	10/30	@ COL	1-4 L				5-3-0	10	t-2nd/t-4th	38	Talbot	17,708
9	11/2	OTT	5-4 W			OT	6-3-0	12	t-1st/t-3rd	17,59,7,17p,97	Talbot	15,276
10	11/6	@ PIT	5-4 W			SO	7-3-0	14	t-2nd/t-4th	97,14,46,38	Talbot	17,181
11	11/7	NYI	5-2 W				8-3-0	16	1st/3rd	27,38,21,25,24	Kahkonen	15,547
12	11/10	@ ARI	5-2 W				9-3-0	18	1st/t-1st	14p,17,22,29,97p	Kahkonen	13,488
13	11/11	@ VGK	2-3 L				9-4-0	18	t-1st/t-3rd	46,38	Talbot	*18,267
14	11/13	@ SEA	4-2 W				10-4-0	20	1st/t-1st	16,16,16,7	Talbot	*17,151
15	11/16	SJ	1-4 L				10-5-0	20	2nd/5th	14	Talbot	15,367
16	11/18	DAL	7-2 W				11-5-0	22	t-1st/t-4th	16,97,38,47,89,35,49	Talbot	17,088
17	11/20	@ FLA	4-5 L				11-6-0	22	t-1st/t-4th	14p,97,17,36	Talbot	13,854
18	11/21	@ TB	4-5 L			SO	11-6-1	23	t-1st/t-3rd	17p,21,22,14	Kahkonen	*19,092
19	11/24	@ NJ	3-2 W				12-6-1	25	1st/3rd	38,75	Talbot	14,763
20	11/26	WPG	7-1 W				13-6-1	27	1st/3rd	47,36,38,36,4,24,97	Talbot	*19,113
21	11/28	TB	4-2 W				14-6-1	29	1st/t-2nd	27,49,38,17	Talbot	17,785
22	11/30	ARI	5-2 W				15-6-1	31	1st/t-1st	14,97,18,25,17	Kahkonen	16,239
23	12/2	NJ	5-2 W				16-6-1	33	1st/t-1st	97,16,97,29,38	Kahkonen	16,112
24	12/4	TOR	4-3 W			SO	17-6-1	35	1st/t-1st	18,36p,17	Talbot	*18,568
25	12/7	@ EDM	4-1 W				18-6-1	37	1st/1st	14p,17,49,29	Talbot	14,715
26	12/9	@ SJ	5-2 W				19-6-1	39	1st/1st	22,14p,18p,18,97	Talbot	10,782
27	12/11	@ LA	1-2 L				19-7-1	39	1st/1st	17p	Kahkonen	15,897
28	12/12	@ VGK	4-6 L				19-8-1	39	1st/1st	47,36p,27,17	Talbot	*18,001
29	12/16	BUF	2-3 L			SO	19-8-2	40	1st/1st	4,97	Talbot	*18,022
30	12/20	@ DAL	4-7 L				19-9-2	40	1st/t-1st	38,22,97,22p	Talbot	18,237
31	1/1	STL	4-6 L				19-10-2	40	3rd/5th	97,16,38,22	TALBOT/Kahkonen	*38,619
32	1/6	@ BOS	3-2 W				20-10-2	42	t-3rd/t-5th	97p,7p,12	Kahkonen	17,850
33	1/8	WSH	3-2 W			SO	21-10-2	44	t-3rd/t-4th	17,36	Kahkonen	*19,078
34	1/14	ANA	7-3 W				22-10-2	46	4th/5th	22,38,36,12,36,49,24	Kahkonen	*18,300
35	1/17	@ COL	3-4 L			SO	22-10-3	47	4th/5th	22,97,97	Kahkonen	17,565
36	1/21	@ CHI	5-1 W				23-10-3	49	4th/5th	17,38,38,59,21	Kahkonen	17,921
37	1/22	CHI	4-3 W			OT	24-10-3	51	4th/4th	14p,97p,22,17	Kahkonen	*19,032
38	1/24	MTL	8-2 W				25-10-3	53	4th/4th	46,17,52,7,36,12p,8,22	TALBOT/Kahkonen	*18,104
39	1/28	@ NYR	3-2 W				26-10-3	55	4th/4th	22,36p,89	Talbot	*18,006
40	1/30	@ NYI	4-3 W				27-10-3	57	t-3rd/t-3rd	21,14p,12,97	Kahkonen	15,518
41	2/2	@ CHI	5-0 W				28-10-3	59	3rd/3rd	89p,36,97,22,7	Talbot	16,373
42	2/8	@ WPG	0-2 L				28-11-3	59	3rd/t-3rd		Kahkonen	7,012
43	2/12	DET	3-2 W				29-11-3	61	2nd/2nd	22,97,89	Talbot	*18,802
44	2/14	CAR	7-4 W				30-11-3	63	2nd/2nd	12,12p,97,12p,14p,97,38	Kahkonen	*18,098
45	2/16	@ WPG	3-6 L				30-12-3	63	2nd/2nd	14,36,29	Talbot	12,527
46	2/18	FLA	2-6 L				30-13-3	63	2nd/2nd	97p,36p	Talbot	*18,300
47	2/20	@ EDM	7-3 W				31-13-3	65	2nd/2nd	21,14p,22,22,52,12,36	Kahkonen	9,150
48	2/22	@ OTT	3-4 L				31-14-3	65	3rd/4th	22,46,4	Talbot	7,602
49	2/24	@ TOR	1-3 L				31-15-3	65	3rd/4th	89	Kahkonen	9,410
50	2/26	@ CGY	3-7 L				31-16-3	65	3rd/t-4th	89,27,97	Kahkonen	9,639
51	3/1	CGY	1-5 L				31-17-3	65	3rd/t-4th	17	Talbot	16,998
52	3/3	@ PHI	5-4 W				32-17-3	67	3rd/4th	38,89,38,12,25	Talbot	13,876
53	3/4	@ BUF	4-5 L				32-18-3	67	3rd/t-4th	38,22,97p,97	Kahkonen	8,462
54	3/6	DAL	3-6 L				32-19-3	67	t-3rd/t-6th	7,97,97	KAHKONEN/Talbot	*18,791
55	3/8	NYR	5-2 W				33-19-3	69	3rd/5th	38,14,22p,17,22	Talbot	*18,356
56	3/10	@ DET	6-5 W			SO	34-19-3	71	3rd/t-4th	12,14,36p,12,97	Talbot	17,461
57	3/11	@ CBJ	2-3 L			SO	34-19-4	72	3rd/t-4th	97p,36	Kahkonen	16,399
58	3/13	NSH	2-6 L				34-20-4	72	t-3rd/t-5th	12,18	Kahkonen	*19,009
59	3/16	BOS	4-2 W				35-20-4	74	t-3rd/t-4th	97p,97,18,38	Talbot	*17,956
60	3/19	CHI	3-1 W				36-20-4	76	t-3rd/t-4th	89,38,18	Talbot	*19,226
61	3/21	VGK	3-0 W				37-20-4	78	t-2nd/t-3rd	44,24,38	Talbot	17,498
62	3/24	VAN	3-2 W			OT	38-20-4	80	2nd/3rd	97,22,14	Talbot	17,333
63	3/26	CBJ	3-2 W			OT	39-20-4	82	2nd/3rd	97p,97,46	Fleury	*19,089
64	3/27	COL	3-2 W			OT	40-20-4	84	2nd/3rd	97p,38,22p	Talbot	*19,140
65	3/29	PHI	4-1 W				41-20-4	86	2nd/3rd	24,97p,18,22	Fleury	17,874
66	3/31	PIT	3-4 L			OT	41-20-5	87	2nd/3rd	24p,89,97	Talbot	*18,978
67	4/2	@ CAR	3-1 W				42-20-5	89	2nd/t-2nd	36p,7,97	Fleury	16,375
68	4/3	@ WSH	5-1 W				43-20-5	91	2nd/2nd	14,10,14,17,44	Talbot	*18,573
69	4/5	@ NSH	2-6 L				43-21-5	91	2nd/t-2nd	36,97p	Fleury	*17,244
70	4/8	@ STL	3-4 L			OT	43-21-6	92	2nd/t-3rd	22,97,5	Talbot	*18,096
71	4/10	LA	6-3 W				44-21-6	94	t-2nd/t-3rd	97p,12,46,36,17,27	Fleury	*19,104
72	4/12	EDM	5-1 W				45-21-6	96	t-2nd/t-3rd	89,22,22,38,38	Talbot	*19,035
73	4/14	@ DAL	3-2 W			OT	46-21-6	98	t-2nd/t-3rd	22,22s,89	Fleury	18,110
74	4/16	@ STL	5-6 L			OT	46-21-7	99	3rd/t-3rd	38,38,89,17p,97	Talbot	*18,096
75	4/17	SJ	5-4 W			OT	47-21-7	101	3rd/t-3rd	7,46,12,22,46	Fleury	*19,029
76	4/19	@ MTL	2-0 W				48-21-7	103	t-2nd/t-3rd	22,12	Fleury	*20,725
77	4/21	VAN	6-3 W				49-21-7	105	t-2nd/t-3rd	22,46,36,22,97,38	Fleury	17,894
78	4/22	SEA	6-3 W				50-21-7	107	2nd/2nd	14p,14,97p,38,36p,44	Fleury	*19,047
79	4/24	@ NSH	5-4 W			OT	51-21-7	109	t-2nd/t-2nd	27p,14,14p,22,7	Fleury	*17,160
80	4/26	ARI	3-5 L				51-22-7	109	t-2nd/t-3rd	38,14,17	Fleury	*18,383
81	4/28	CGY	3-2 W			OT	52-22-7	111	2nd/t-2nd	25p,89,97p	Talbot	*18,490
82	4/29	COL	4-1 W				53-22-7	113	2nd/2nd	18,10,97,18	Fleury	*19,226



2020-21 MINNESOTA WILD

2020-21 GAME-BY-GAME



#	POS	PLAYER	GP	TOI/G	G	A	PTS	+/-	PIM	PP	SH	GW	SOG	SH%
97	LW	KIRILL KAPRIZOV*	55	18:18	27	24	51	10	16	8	0	3	157	17.2
22	LW	KEVIN FIALA	50	16:54	20	20	40	-2	43	6	0	5	162	12.3
36	RW	MATS ZUCCARELLO	42	16:41	11	24	35	9	8	3	0	0	74	14.9
18	LW	JORDAN GREENWAY	56	15:48	6	26	32	5	49	0	0	0	80	7.5
14	C	JOEL ERIKSSON EK	56	17:03	19	11	30	16	20	0	0	2	119	16
13	C	NICK BONINO	55	14:51	10	16	26	0	26	3	0	2	66	15.2
17	LW	MARCUS FOLIGNO	39	14:58	11	15	26	19	49	0	1	2	40	27.5
46	D	JARED SPURGEON	54	22:05	7	18	25	-2	6	3	0	0	94	7.4
25	D	JONAS BRODIN	53	22:26	9	14	23	2	18	1	0	2	79	11.4
49	C	VICTOR RASK	54	14:27	10	13	23	1	2	1	0	1	53	18.9
38	C	RYAN HARTMAN	51	15:04	7	15	22	0	33	0	1	2	74	9.5
24	D	MATT DUMBA	51	22:17	6	15	21	1	46	1	0	1	89	6.7
20	D	RYAN SUTER	56	22:11	3	16	19	9	12	1	0	0	86	3.5
11	LW	ZACH PARISE	45	13:57	7	11	18	7	6	0	0	3	90	7.8
27	C	NICK BJUGSTAD	44	11:49	6	11	17	7	17	0	0	3	78	7.7
21	D	CARSON SOUCY	50	15:17	1	16	17	22	51	0	0	1	47	2.1
7	C	NICO STURM*	50	10:51	11	6	17	10	17	0	0	2	64	17.2
90	C	MARCUS JOHANSSON	36	15:56	6	8	14	-10	4	2	0	3	46	13
28	D	IAN COLE	52	15:55	1	7	8	21	32	0	0	1	28	3.6
37	C	KYLE RAU	14	9:34	0	2	2	-1	9	0	0	0	15	0
56	C	JOSEPH CRAMAROSSA	4	10:46	0	1	1	-1	15	0	0	0	3	0
77	D	BRAD HUNT	12	12:20	1	0	1	-8	4	0	0	1	14	7.1
41	C	LUKE JOHNSON*	14	10:06	1	0	1	-5	5	0	0	0	11	9.1
26	C	GERALD MAYHEW	4	11:45	0	1	1	1	0	0	0	0	5	0
59	D	CALEN ADDISON*	3	18:31	0	0	0	0	0	0	0	0	4	0
44	D	MATT BARTKOWSKI	1	13:02	0	0	0	-1	0	0	0	0	2	0
47	D	LOUIE BELPEDIO*	1	13:58	0	0	0	-1	0	0	0	0	2	0
57	D	DAKOTA MERMIS	3	16:24	0	0	0	0	0	0	0	0	2	0

#	GOALTENDER	GP	W	L	OT	SA	GA	GAA	SV	SV%	SO	A	PIM	MIN
33	CAM TALBOT	33	19	8	5	1008	86	2.63	922	0.915	2	0	1961	2,177
34	KAAPU KAHKONEN*	24	16	8	0	692	68	2.88	624	0.902	2	2	1414	1,665

* Rookie

GAME	DATE	OPPONENT	RESULT	W	L	OT	RECORD	PTS	DIVISION/CONF. RANK	WILD GOALS (BY #)	WILD GOALTENDERS	ATT.
1	1/14	@ LA	4-3 W			OT	1-0-0	2	t-1st/1-1st	25,49,17,97	Talbot	n/a
2	1/16	@ LA	4-3 W			OT	2-0-0	4	t-1st/1-1st	24,14,20,90	Talbot	n/a
3	1/18	@ ANA	0-1 L				2-1-0	4	t-2nd/1-6th		Talbot	n/a
4	1/20	@ ANA	3-2 W				3-1-0	6	t-1st/1-1st	38s,13p,14	Kahkonen	n/a
5	1/22	SJ	4-1 W				4-1-0	8	t-1st/1-1st	14,11,22,18	Talbot/KAHKONEN	n/a
6	1/24	SJ	3-5 L				4-2-0	8	2nd/t-5th	11,27,22p	Kahkonen	n/a
7	1/26	LA	1-2 L				4-3-0	8	t-3rd/t-10th	14	Kahkonen	n/a
8	1/28	LA	5-3 W				5-3-0	10	t-2nd/t-7th	90,22,97,27,14	Kahkonen	n/a
9	1/30	COL	1-5 L				5-4-0	10	4th/t-12th	24	Kahkonen	n/a
10	1/31	COL	4-3 W			OT	6-4-0	12	3rd/t-6th	18,49,49,25	Talbot	n/a
11	2/2	@ COL	1-2 L				6-5-0	12	3rd/t-6th	97p	Talbot	n/a
12	2/16	@ LA	0-4 L				6-6-0	12	8th/t-24th		Kahkonen	n/a
13	2/18	@ ANA	3-1 W				7-6-0	14	t-7th/t-23rd	18,22,17	Kahkonen	n/a
14	2/20	@ ANA	5-1 W				8-6-0	16	t-6th/t-22nd	36,22,22p,49,14	Kahkonen	n/a
15	2/22	@ SJ	6-2 W				9-6-0	18	t-6th/t-18th	36,97,28,17,25p,49	Kahkonen	n/a
16	2/24	@ COL	6-2 W				10-6-0	20	5th/t-9th	36,11,17s,38,7,7	Kahkonen	n/a
17	2/26	LA	3-1 W				11-6-0	22	t-2nd/t-12th	97,27,14	Talbot	n/a
18	2/27	LA	4-3 W			OT	12-6-0	24	t-2nd/t-10th	14,7,97,24	Kahkonen	n/a
19	3/1	@ VGK	4-5 L			OT	12-6-1	25	3rd/t-13th	18,17,13,17	Talbot	2,605
20	3/3	@ VGK	1-5 L				12-7-1	25	t-3rd/t-13th	17	Talbot	2,610
21	3/5	@ ARI	5-1 W				13-7-1	27	t-3rd/t-13th	36,77,27,18,22	Kahkonen	2,541
22	3/6	@ ARI	2-5 L				13-8-1	27	4th/t-15th	24,18	Talbot	3,141
23	3/8	VGK	2-0 W				14-8-1	29	3rd/t-12th	22,25	Kahkonen	n/a
24	3/10	VGK	4-3 W				15-8-1	31	3rd/t-11th	14,97p,14,21	Kahkonen	n/a
25	3/12	ARI	4-0 W				16-8-1	33	t-2nd/t-10th	97,97,25,97	Talbot	n/a
26	3/14	ARI	4-1 W				17-8-1	35	2nd/t-10th	49,13,22p,14	Talbot	n/a
27	3/16	ARI	3-0 W				18-8-1	37	2nd/t-8th	38,36,46	Kahkonen	n/a
28	3/18	@ COL	1-5 L				18-9-1	37	3rd/t-11th	49p	Talbot	n/a
29	3/20	@ COL	0-6 L				18-10-1	37	t-3rd/t-12th		Kahkonen	n/a
30	3/22	ANA	2-1 W				19-10-1	39	3rd/t-12th	20p,27	Talbot	n/a
31	3/24	ANA	3-2 W				20-10-1	41	3rd/t-12th	46,46p,7	Talbot	n/a
32	3/25	STL	2-0 W				21-10-1	43	3rd/t-10th	90,97	Talbot	n/a
33	3/29	@ SJ	3-4 L			SO	21-10-2	44	3rd/t-12th	90,13,22	Talbot	n/a
34	3/31	@ SJ	2-4 L				21-11-2	44	3rd/t-12th	97,36	Kahkonen	n/a
35	4/1	@ VGK	3-2 W			SO	22-11-2	46	3rd/t-10th	97,46p	Talbot	3,950
36	4/3	@ VGK	2-1 W				23-11-2	48	3rd/t-10th	97p,14	Talbot	3,950
37	4/5	COL	4-5 L				23-12-2	48	3rd/t-11th	38,27,90p,22p	Talbot	3,000
38	4/7	COL	8-3 W				24-12-2	50	3rd/t-9th	97p,41,22p,38,97p,22,14,22p	Talbot	3,000
39	4/9	@ STL	1-9 L				24-13-2	50	3rd/t-12th	11	Kahkonen	n/a
40	4/10	@ STL	2-3 L			OT	24-13-3	51	3rd/t-12th	7,24p	Talbot	n/a
41	4/14	ARI	5-2 W				25-13-3	53	3rd/t-11th	36p,11,13p,36p,46	Talbot	3,000
42	4/16	SJ	3-2 W				26-13-3	55	3rd/t-11th	13,36,11	Talbot	3,000
43	4/17	SJ	5-2 W				27-13-3	57	3rd/t-10th	36p,14,11,97,7	Kahkonen	3,000
44	4/19	@ ARI	5-2 W				28-13-3	59	3rd/t-9th	97p,18,90p,22,25	Talbot	3,481
45	4/21	@ ARI	4-1 W				29-13-3	61	3rd/t-8th	22,17,97,7	Talbot	3,736
46	4/23	@ LA	4-2 W				30-13-3	63	3rd/t-7th	97,97p,7,14	Talbot	1,091
47	4/24	@ SJ	6-3 W				31-13-3	65	3rd/t-6th	20,17,46,22,97p,13	Kahkonen	n/a
48	4/28	STL	3-4 L				31-14-3	65	3rd/t-9th	25,14,17	Talbot	3,000
49	4/29	STL	4-5 L			OT	31-14-4	66	t-2nd/t-8th	14,22,49,97	Talbot	3,000
50	5/1	STL	4-3 W			OT	32-14-4	68	3rd/t-9th	36,7,25,22	Kahkonen	3,000
51	5/3	VGK	6-5 W				33-14-4	70	3rd/t-9th	14,13,13p,22,97,25	Talbot	3,000
52	5/5	VGK	2-3 L			OT	33-14-5	71	3rd/t-9th	97,97	Talbot	3,000
53	5/7	ANA	4-2 W			OT	34-14-5	73	3rd/t-8th	49,7,14,97	Kahkonen	3,300
54	5/8	ANA	4-3 W			OT	35-14-5	75	3rd/t-7th	46p,38,13,49	Talbot	3,300
55	5/12	@ STL	0-4 L				35-15-5	75	3rd/t-8th		Talbot	n/a
56	5/13	@ STL	3-7 L				35-16-5	75	3rd/t-8th	7,20,17	Kahkonen	n/a

ALL CAPS indicates decision, * indicates sell out, p-power-play goal, s-short-handed goal, ps-penalty shot



2019-20 MINNESOTA WILD



#	POS	PLAYER	GP	TOI/G	G	A	PTS	+/-	PIM	PP	SH	GW	SOG	SH%
22	LW	KEVIN FIALA	64	15:24	23	31	54	-1	42	9	0	4	175	13.1
20	D	RYAN SUTER	69	24:38	8	40	48	-6	12	2	0	2	111	7.2
12	C	ERIC STAAL	66	17:08	19	28	47	-9	28	5	0	5	113	16.8
11	LW	ZACH PARISE	69	17:11	25	21	46	-11	8	12	1	4	155	16.1
36	RW	MATS ZUCCARELLO	65	15:56	15	22	37	-9	18	3	0	2	96	15.6
46	D	JARED SPURGEON	62	22:34	12	20	32	-1	18	3	0	2	112	10.7
19	C	LUKE KUNIN	63	15:27	15	16	31	-10	55	0	1	1	128	11.7
14	C	JOEL ERIKSSON EK	62	15:43	8	21	29	7	22	1	0	4	102	7.8
16	LW	JASON ZUCKER	45	15:54	14	15	29	-3	19	5	0	2	75	18.7
25	D	JONAS BRODIN	69	21:33	2	26	28	15	24	0	0	0	103	1.9
18	LW	JORDAN GREENWAY	67	14:09	8	20	28	2	54	0	0	1	93	8.6
17	LW	MARCUS FOLIGNO	59	14:35	11	14	25	8	30	0	0	0	86	12.8
24	D	MATT DUMBA	69	22:29	6	18	24	-7	41	1	0	1	167	3.6
6	C	RYAN DONATO	62	10:38	14	9	23	5	12	0	0	1	95	14.7
9	C	MIKKO KOIVU	55	15:34	4	17	21	2	28	1	0	0	74	5.4
38	C	RYAN HARTMAN	69	12:15	9	11	20	4	69	1	0	1	114	7.9
77	D	BRAD HUNT	59	15:08	8	11	19	-7	6	3	0	0	106	7.6
21	D	CARSON SOUCY*	55	15:37	7	7	14	16	18	0	1	1	61	11.5
49	C	VICTOR RASK	43	10:28	5	8	13	7	6	0	0	2	38	13.2
27	C	ALEX GALCHENYUK	14	14:56	3	4	7	2	6	0	0	0	21	14.3
29	D	GREG PATERYN	20	15:28	0	3	3	1	6	0	0	0	22	0.0
26	C	GERALD MAYHEW*	13	11:32	2	0	2	4	2	0	0	0	16	12.5
7	C	NICO STURM*	6	11:53	0	2	2	2	0	0	0	0	2	0.0
28	C	GABRIEL DUMONT	3	11:30	0	0	0	-1	0	0	0	0	3	0.0
41	C	LUKE JOHNSON*	3	11:35	0	0	0	-3	0	0	0	0	1	0.0
61	D	BRENNAN MENELL*	5	13:59	0	0	0	0	1	2	0	0	4	0.0
36	D	NICK SEELER	6	10:19	0	0	0	-6	8	0	0	0	4	0.0

#	GOALTENDER	GP	W	L	OT	SA	GA	GAA	SV	SV%	SO	A	PIM	MIN
32	ALEX STALOCK	38	20	11	4	1082	97	2.67	985	.910	4	1	4	2,177
40	DEVAN DUBNYK	30	12	15	2	849	93	3.35	756	.890	1	0	2	1,665
31	KAHO KAHKONEN*	5	3	1	1	172	15	2.96	157	.913	0	0	0	304

* Rookie




2019-20 GAME-BY-GAME

GAME	DATE	OPPONENT	RESULT	W	L	OT	RECORD	PTS	DIVISION/ CONF. RANK	WILD GOALS (BY #)	WILD GOALTENDERS	ATT.
1	10/3	@ NSH	2-5	L			0-1-0	0	t-4th/t-7th	16p,24	Dubnyk	*17,455
2	10/5	@ COL	2-4	L			0-2-0	0	t-5th/t-9th	20,11p	Dubnyk	17,090
3	10/10	@ WPG	2-5	L			0-3-0	0	t-6th/t-14th	38,77	Dubnyk	*15,325
4	10/12	PIT	4-7	L			0-4-0	0	7th/15th	16p,46,77,19	DUBNYK/Stalock	*19,157
5	10/14	@ OTT	2-0	W			1-4-0	2	6th/14th	49,11	Stalock	11,500
6	10/15	@ TOR	2-4	L			1-5-0	2	7th/15th	19,26	Dubnyk	*19,149
7	10/17	@ MTL	0-4	L			1-6-0	2	7th/15th	12,12,77p	Stalock	20,419
8	10/20	MTL	4-3	W			2-6-0	4	7th/15th	16p,17,77p,11	Dubnyk	17,344
9	10/22	EDM	3-0	W			3-6-0	6	t-6th/t-14th	12,12,77p	DUBNYK/Stalock	17,189
10	10/24	@ NSH	0-4	L			3-7-0	6	t-6th/t-14th		Stalock	*17,386
11	10/26	LA	1-5	W			4-7-0	8	6th/t-13th	26,12,14,9,46	Stalock	17,444
12	10/29	@ DAL	3-6	L			4-8-0	8	t-6th/t-13th	16,12p,20p	Stalock	17,756
13	10/30	@ STL	1-2	L			4-9-0	8	t-6th/t-13th	36	Dubnyk	*18,096
14	11/2	STL	3-4	L	OT		4-9-1	9	t-6th/t-13th	17,22,36p	Dubnyk	*18,208
15	11/5	@ ANA	4-2	W			5-9-1	11	t-6th/t-12th	22,36,12,11	Stalock	15,526
16	11/7	@ SJ	5-6	L			5-10-1	11	7th/t-14th	19,12,77,6,16	Stalock/DUBNYK	15,764
17	11/9	@ ARI	4-3	W			6-10-1	13	7th/14th	9p,22,24,38	Dubnyk	14,428
18	11/12	@ LA	1-3	L			6-11-1	13	7th/t-14th	24	Dubnyk	16,099
19	11/14	ARI	3-2	W			7-11-1	15	7th/t-14th	22,11p,18	Dubnyk	17,079
20	11/16	CAR	3-4	L	OT		7-11-2	16	7th/15th	19,11s,21	Dubnyk	17,101
21	11/19	@ BUF	4-1	W			8-11-2	18	7th/14th	11,11p,25,16	Stalock	15,522
22	11/21	COL	3-2	W			9-11-2	20	7th/14th	36p,18,16	Stalock	17,574
23	11/23	@ BOS	4-5	L	OT		9-11-3	21	7th/14th	16p,49,12p,22	Stalock	*17,850
24	11/25	@ NYR	2-3	L	OT		9-11-4	22	7th/14th	11,6	Stalock	*18,006
25	11/26	@ NJ	3-2	W			10-11-4	24	7th/14th	11p,18,20	Kahkonen	14,627
26	11/29	OTT	7-2	W			11-11-4	26	6th/t-12th	6,46,11,19,38,12p,16	Stalock	17,112
27	12/1	DAL	3-2	W	SO		12-11-4	28	t-5th/t-11th	22p,11p	Stalock	17,096
28	12/3	@ FLA	4-2	W			13-11-4	30	5th/t-10th	16,36,21,19	Kahkonen	10,167
29	12/5	@ TB	5-4	W			14-11-4	32	5th/t-10th	14,16,21,49,36	Stalock	*19,092
30	12/7	@ CAR	2-6	L			14-12-4	32	5th/t-10th	6,36	Stalock	*18,680
31	12/10	ANA	2-3	L	SO		14-12-5	33	5th/t-10th	38,6	Kahkonen	17,154
32	12/12	EDM	6-5	W			15-12-5	35	5th/10th	18,16,17,6,12,19	Kahkonen	17,271
33	12/14	PHI	4-1	W			16-12-5	37	5th/9th	11,12,12,21s	Stalock	17,140
34	12/15	@ CHI	3-5	L			16-13-5	37	5th/9th	12p,22,22	Kahkonen	*21,513
35	12/17	@ VEG	2-3	L			16-14-5	37	t-5th/t-9th	36,11	Stalock	*18,220
36	12/19	@ ARI	8-5	W			17-14-5	39	5th/9th	6,17,38,12,77,36,20,19	Dubnyk	15,582
37	12/21	WPG	0-6	L			17-15-5	39	6th/11th	14,19,12	STALOCK/Dubnyk	17,319
38	12/23	CGY	3-0	W			18-15-5	41	6th/11th	21,12,77p,36,49,20	Dubnyk	17,596
39	12/27	@ COL	6-4	W			19-15-5	43	5th/9th	21,12,77p,36,49,20	Dubnyk	*18,146
40	12/29	NYI	1-3	L			19-16-5	43	5th/10th	6	Dubnyk	17,506
41	12/31	TOR	1-4	L			19-17-5	43	5th/10th	20p	Dubnyk	*18,164
42	1/4	WPG	3-2	W	OT		20-17-5	45	5th/10th	17,19,12p	Dubnyk	17,271
43	1/5	CGY	4-5	L	SO		20-17-6	46	5th/10th	22p,17,17,18	Stalock	17,204
44	1/9	@ CGY	1-2	L			20-18-6	46	6th/11th	36	Stalock	18,634
45	1/12	VAN	1-4	L			20-19-6	46	t-6th/t-11th	17	Dubnyk	17,348
46	1/14	@ PIT	3-7	L			20-20-6	46	7th/t-12th	11,17,11p	Dubnyk	*18,545
47	1/16	TB	3-2	W			21-20-6	48	7th/12th	11p,14,20	Stalock	17,305
48	1/18	DAL	7-0	W			22-20-6	50	7th/12th	46,21,16p,6,36,11p,38p	Stalock	*18,219
49	1/20	FLA	4-5	L			22-21-6	50	7th/12th	46p,19s,11p,19	Stalock	17,255
50	1/22	DET	4-2	W			23-21-6	52	6th/11th	18,36,16,12	Dubnyk	17,212
51	2/1	BOS	1-6	L			23-22-6	52	7th/12th	36	Dubnyk	*18,009
52	2/4	CHI	3-2	W	OT		24-22-6	54	7th/12th	22,22p,24	Stalock	17,341
53	2/6	VAN	4-2	W			25-22-6	56	7th/12th	77,38,22p,11p	Stalock	17,191
54	2/7	@ DAL	3-2	W			26-22-6	58	t-6th/t-11th	14,6,14	Dubnyk	*18,532
55	2/9	COL	2-3	L			26-23-6	58	t-6th/t-11th	46p,22p	Dubnyk	17,444
56	2/11	VGK	4-0	W			27-23-6	60	5th/10th	14p,46p,22,11p	Stalock	17,112
57	2/13	NYR	3-4	L	SO		27-23-7	61	t-5th/t-10th	6,25,18	Stalock	17,413
58	2/15	SJ	0-2	L			27-24-7	61	6th/11th		Stalock	*18,611
59	2/19	@ VAN	4-3	W	SO		28-24-7	63	6th/11th	22,19,27	Dubnyk	*18,871
60	2/21	@ EDM	5-3	W			29-24-7	65	6th/11th	22,21,46,46,46	Stalock	17,055
61	2/23	STL	1-4	L			29-25-7	65	6th/11th	17	Dubnyk	17,266
62	2/25	CBJ	5-4	W			30-25-7	67	6th/11th	12,6,9,9,22	Stalock	17,057
63	2/27	@ DET	7-1	W			31-25-7	69	6th/11th	38,6,24,24p,18,22,12	Stalock	17,663
64	2/28	@ CBJ	5-0	W			32-25-7	71	6th/10th	14,46,38,11,22p	Stalock	*18,955
65	3/1	WSH	3-4	L			32-26-7	71	6th/11th	6,22p,11p	Stalock	17,388
66	3/3	NSH	3-1	W			33-26-7	73	5th/9th	19,22,11	Stalock	17,242
67	3/5	@ SJ	3-2	W			34-26-7	75	4th/7th	20,27,11	Stalock	14,517
68	3/7	@ LA	3-7	L			34-27-7	75	4th/7th	17,46,19	Stalock	16,082
69	3/8	@ ANA	5-4	W	OT		35-27-7	77	4th/7th	36,22p,49,27,22p	Dubnyk	15,958
70	3/12	VGK								GAME CANCELLED DUE TO COVID-19		
71	3/14	@ PHI								GAME CANCELLED DUE TO COVID-19		
72	3/15	NSH								GAME CANCELLED DUE TO COVID-19		
73	3/17	CHI								GAME CANCELLED DUE TO COVID-19		
74	3/19	@ CHI								GAME CANCELLED DUE TO COVID-19		
75	3/20	@ WPG								GAME CANCELLED DUE TO COVID-19		
76	3/23	COL								GAME CANCELLED DUE TO COVID-19		
77	3/26	NJ								GAME CANCELLED DUE TO COVID-19		
78	3/28	BUF								GAME CANCELLED DUE TO COVID-19		
79	3/29	@ STL								GAME CANCELLED DUE TO COVID-19		
80	3/31	@ NYI								GAME CANCELLED DUE TO COVID-19		
81	4/2	@ WSH								GAME CANCELLED DUE TO COVID-19		
82	4/4	@ NSH								GAME CANCELLED DUE TO COVID-19		



2018-19 MINNESOTA WILD



#	POS	PLAYER	GP	TOI/G	G	A	PTS	+/-	PIM	PP	SH	GW	SOG	SH%
11	LW	ZACH PARISE	74	18:40	28	33	61	-2	26	10	0	5	229	12.2
12	C	ERIC STAAL	81	18:08	22	30	52	-7	34	7	0	6	215	10.2
20	D	RYAN SUTER	82	26:42	7	40	47	-8	41	3	1	2	136	5.2
46	D	JARED SPURGEON	82	24:09	14	29	43	-1	20	4	0	0	152	9.2
16	RW	JASON ZUCKER	81	17:05	21	21	42	-9	28	7	0	5	214	9.8
9	C	MIKKO KOIVU	48	18:18	8	21	29	-2	22	2	0	0	89	9.0
18	LW	JORDAN GREENWAY*	81	13:38	12	12	24	-12	29	0	0	0	109	11.0
24	D	MATT DUMBA	32	23:23	12	10	22	-5	21	6	0	1	93	12.9
17	LW	MARCUS FOLIGNO	82	11:58	7	12	19	-1	55	0	0	0	91	7.7
25	D	JONAS BRODIN	82	20:33	4	14	18	-15	30	0	1	2	111	3.6
19	C	LUKE KUNIN*	49	15:53	6	11	17	-9	27	0	0	1	88	6.8
6	LW	RYAN DONATO*	22	15:33	4	12	16	-4	4	0	0	1	64	6.3
21	C	ERIC FEHR	72	11:03	7	8	15	-8	30	0	0	0	67	10.5
14	C	JOEL ERIKSSON EK	58	13:30	7	7	14	-7	20	0	0	2	111	6.3
23	RW	J.T. BROWN	56	9:10	3	5	8	0	29	0	0	0	56	5.4
22	RW	KEVIN FIALA	19	17:38	3	4	7	-12	10	1	0	1	43	7.0
29	D	GREG PATERYN	80	17:07	1	6	7	-11	41	0	0	0	100	1.0
36	D	NICK SEELER*	71	12:20	2	5	7	-4	64	0	0	1	67	3.0
26	RW	PONTUS ABERG	22	12:52	1	5	6	-4	6	0	0	0	27	3.7
77	D	BRAD HUNT	29	14:46	3	2	5	-5	6	3	0	0	47	6.4
49	C	VICTOR RASK	23	12:11	2	1	3	-1	4	0	0	0	30	6.7
44	D	MATT BARTKOWSKI	2	10:42	1	0	1	2	0	0	0	0	2	50.0
37	C	KYLE RAU	6	7:01	0	1	1	0	0	0	0	0	6	0.0
10	RW	MATT READ	12	11:45	1	0	1	-2	2	0	0	0	13	7.7
47	D	LOUIE BELPEDIO*	2	13:08	0	0	0	0	0	0	0	0	0	-
2	D	ANTHONY BITETTO	18	13:11	0	0	0	-8	4	0	0	0	15	0.0
39	D	NATE PROSSER	15	10:13	0	0	0	1	2	0	0	0	10	0.0
7	C	NICO STURM*	2	12:47	0	0	0	0	0	0	0	0	7	0.0

#	GOALTENDER	GP	W	L	OT	SA	GA	GAA	SV	SV%	SO	A	PIM	MIN
40	DEVAN DUBNYK	67	31	28	6	1877	163	2.54	1714	.913	2	2	2	3,855
32	ALEX STALOCK	21	6	8	3	525	53	2.99	472	.899	0	4	4	1,065

* Rookie



2018-19 GAME-BY-GAME

GAME	DATE	OPPONENT	RESULT	W	L	OT	RECORD	PTS	DIVISION/ CONF. RANK	WILD GOALS (BY #)	WILD GOALTENDERS	ATT.
1	10/4	@ COL	1-4		L		0-1-0	0	t-6th/t-8th	11	Dubnyk	*18,086
2	10/6	VGK	1-2		L	SO	0-1-1	1	t-6th/t-11th	24	Dubnyk	*19,077
3	10/11	CHI	4-3	W			1-1-1	3	t-6th/t-11th	12,16,20s,16	Dubnyk	*18,652
4	10/13	CAR	4-5	L		OT	1-1-2	4	t-5th/t-10th	3p,46,16p,64	Dubnyk	*18,715
5	10/15	@ NSH	2-4		L		1-2-2	4	t-6th/t-11th	24p,9	Stalock	*17,165
6	10/16	ARI	2-1	W			2-2-2	6	t-5th/t-7th	64,12	Dubnyk	*18,795
7	10/19	@ DAL	3-1	W			3-2-2	8	t-4th/t-5th	24,20,11	Dubnyk	18,346
8	10/20	TB	5-4	W		OT	4-2-2	10	t-4th/t-5th	3,17,11,16,64	Stalock	*19,080
9	10/25	LA	4-1	W			5-2-2	12	5th/t-5th	21,25,64s,9	Dubnyk	*18,778
10	10/27	COL	3-2	W			6-2-2	14	t-4th/t-4th	64,12p,25s	Dubnyk	*19,093
11	10/29	@ VAN	2-5		L		6-3-2	14	5th/t-5th	18,20p	Dubnyk	16,546
12	10/30	@ EDM	4-3	W			7-3-2	16	t-2nd/t-2nd	11p,46,12p,64p	Stalock	*18,347
13	11/3	@ STL	5-1	W			8-3-2	18	2nd/t-3rd	12,36,23,24,21	Dubnyk	17,767
14	11/6	@ SJ	3-4		L		8-4-2	18	2nd/5th	11p,46,24	Dubnyk	15,853
15	11/8	@ LA	3-1	W			9-4-2	20	2nd/3rd	22p,11,64s	Dubnyk	17,621
16	11/9	@ ANA	5-1	W			10-4-2	22	2nd/2nd	18,16,64,25,64	Stalock	16,464
17	11/11	@ STL	3-2	W			11-4-2	24	2nd/2nd	11,14,64	Dubnyk	16,735
18	11/13	WSH	2-5		L		11-5-2	24	2nd/2nd	9,24p	Dubnyk	*19,101
19	11/15	VAN	6-2	W			12-5-2	26	2nd/2nd	3,9p,22p,12,24,16	Dubnyk	*19,014
20	11/17	BUF	2-3		L		12-6-2	26	2nd/2nd	11,24p	Dubnyk	*18,947
21	11/18	@ CHI	1-3		L		12-7-2	26	2nd/2nd	11p	Stalock	*21,373
22	11/21	OTT	6-4	W			13-7-2	28	2nd/2nd	18,24p,12p,24,12,21	Dubnyk/STALOCK	*19,035
23	11/23	WPG	4-2	W			14-7-2	30	2nd/2nd	22,21,12,11	Stalock	*19,116
24	11/27	ARI	3-4		L		14-8-2	30	3rd/3rd	3,11p,16	Dubnyk	*18,706
25	11/29	@ CBJ	2-4		L		14-9-2	30	t-3rd/t-3rd	64,11	Dubnyk	15,210
26	12/1	TOR	3-5		L		14-10-2	30	5th/8th	12,18,16	Dubnyk	*19,107
27	12/4	@ VAN	3-2	W			15-10-2	32	5th/7th	11p,20p,16p	Dubnyk	17,122
28	12/6	@ CGY	0-2		L		15-11-2	32	5th/9th	11p,20p,16p	Stalock	17,690
29	12/7	@ EDM	2-7		L		15-12-2	32	5th/t-9th	17,22	DUBNYK/Stalock	*18,347
30	12/11	MTL	7-1	W			16-12-2	34	5th/10th	22,24p,3s,12,46p,24p,11p	Dubnyk	*18,681
31	12/13	FLA	5-1	W			17-12-2	36	4th/9th	22,22,12,11,25	Dubnyk	*18,714
32	12/15	CGY	1-2		L		17-13-2	36	4th/t-9th	18	Dubnyk	*18,882
33	12/18	SJ	0-4		L		17-14-2	36	5th/10th		Dubnyk	*18,870
34	12/20	@ PIT	1-2		L		17-15-2	36	5th/11th	18	Dubnyk	*18,435
35	12/22	DAL	1-2		L	OT	17-15-3	37	5th/11th	16	Dubnyk	*19,074
36	12/27	@ CHI	2-5		L		17-16-3	37	5th/11th	11,12	DUBNYK/Stalock	*21,735
37	12/29	@ WPG	3-1	W			18-16-3	39	5th/t-10th	44,3,21	Dubnyk	*15,321
38	12/31	PIT	2-3		L		18-17-3	39	5th/t-10th	9p,11	Dubnyk	*19,163
39	1/3	@ TOR	4-3	W			19-17-3	41	5th/t-10th	3,9,46,11	Dubnyk	*19,244
40	1/5	@ OTT	4-3	W			20-17-3	43	5th/10th	46,18,46,11	Dubnyk	14,424
41	1/7	@ MTL	1-0	W			21-17-3	45	5th/t-8th	64	Dubnyk	20,601
42	1/8	@ BOS	0-4		L		21-18-3	45	5th/t-8th		Stalock	*17,565
43	1/10	WPG	3-2	W			22-18-3	47	5th/8th	18,16p,16	Dubnyk	*19,072
44	1/12	DET	2-5		L		22-19-3	47	5th/8th	19,22p	Dubnyk	*19,087
45	1/14	@ PHI	4-7		L		22-20-3	47	5th/t-8th	16p,14,17,20	DUBNYK/Stalock	15,123
46	1/15	LA	3-2	W		SO	23-20-3	49	5th/8th	22,12	Stalock	*19,017
47	1/17	ANA	0-3		L		23-21-3	49	5th/t-8th		STALOCK/Dubnyk	*18,907
48	1/19	CBJ	2-1	W			24-21-3	51	5th/t-8th	18,11	Dubnyk	*19,054
49	1/21	@ VGK	4-2	W			25-21-3	53	3rd/6th	17,12,3,9	Dubnyk	*18,328
50	1/23	@ COL	5-2	W			26-21-3	55	3rd/6th	12,46,12p,3,20p	Dubnyk	17,310
51	2/1	@ DAL	1-3		L		26-22-3	55	4th/7th	77p	Dubnyk	18,124
52	2/2	CHI	4-3		L	OT	26-22-4	56	4th/7th	16p,9,49	Stalock	*19,114
53	2/5	@ BUF	4-5		L	SO	26-22-5	57	4th/7th	46,46,3,11	Dubnyk	16,847
54	2/7	EDM	1-4		L		26-23-5	57	4th/7th	14	Dubnyk	*18,904
55	2/9	@ NJ	4-2	W			27-23-5	59	4th/7th	17,11p,14,19	Dubnyk	15,783
56	2/10	@ NYI	1-2		L		27-24-5	59	t-4th/t-7th	64p	Dubnyk	13,835
57	2/12	PHI	4-5		L		27-25-5	59	5th/8th	11p,19,19,46	Dubnyk	*18,607
58	2/15	NJ	4-5		L		27-25-6	60	5th/8th	77p,14,36,64	Dubnyk	*19,041
59	2/17	STL	0-4		L		27-26-6	60	5th/8th		Stalock	*19,102
60	2/19	ANA	0-4		L		27-27-6	60	5th/8th		Dubnyk	*18,533
61	2/21	@ NYR	4-1	W			28-27-6	62	5th/8th	46p,64,11,18	Dubnyk	17,271
62	2/22	@ DET	3-2	W			29-27-6	64	5th/8th	19,18,12p	Dubnyk	*19,515
63	2/24	STL	2-1	W		OT	30-27-6	66	5th/8th	16,6	Dubnyk	*18,645
64	2/26	@ WPG	3-2	W			31-27-6	68	4th/7th	77p,16p,14	Dubnyk	*15,321
65	3/2	@ CGY	4-2	W			32-27-6	70	5th/8th	12,10,20,6	Dubnyk	*19,289
66	3/3	NSH	2-3		L	SO	32-27-7	71	t-4th/t-7th	21,16	Stalock	*18,885
67	3/5	@ NSH	4-5		L	SO	32-27-8	72	t-4th/t-7th	22,26,21,22	Dubnyk	*17,668
68	3/7	@ TB	3-0	W			33-27-8	74	5th/8th	16,16,16	Dubnyk	*19,092
69	3/8	@ FLA	2-6		L		33-28-8	74	5th/8th	23,17	DUBNYK/Stalock	12,388
70	3/11	SJ	0-3		L		33-29-8	74	5th/8th		Dubnyk	*18,907
71	3/14	DAL	1-4		L		33-30-8	74	5th/9th	16p	Dubnyk	*18,919
72	3/16	NYR	5-2	W			34-30-8	76	5th/9th	6,6,12,46p,23	Dubnyk	*18,844
73	3/17	NYI	2-3		L	OT	34-30-9	77	5th/9th	11p,46p	Stalock	*18,696
74	3/19	COL	1-3		L		34-31-9	77	5th/9th	11p	Dubnyk	*18,785
75	3/22	@ WSH	2-1	W			35-31-9	79	5th/8th	18,19	Dubnyk	*18,506
76	3/23	@ CAR	5-1	L			35-32-9	79	6th/t-9th	12p	Dubnyk	16,751
77	3/25	NSH	0-1		L		35-33-9	79	6th/t-9th		Dubnyk	*18,833
78	3/29	@ VGK	3-2	W			36-33-9	81	6th/10th	29,12p,22p	Dubnyk	*18,492
79	3/31	@ ARI	0-4		L		36-34-9	81	6th/10th		Dubnyk	*17,431
80	4/2	WPG	5-1	W			37-34-9	83	6th/10th	11,11,49,14,17	Dubnyk	*18,590
81	4/4	BOS	0-3		L		37-35-9	83	6th/10th		Stalock	*19,074
82	4/6	@ DAL	0-3		L		37-36-9	83	7th/11th		Stalock	*18,532



2017-18 MINNESOTA WILD

2017-18 GAME-BY-GAME



#	POS	PLAYER	GP	TOI/G	G	A	PTS	+/-	PIM	PP	SH	GW	SOG	SH%
12	C	ERIC STAAL	82	17:48	42	34	76	8	42	11	2	4	241	17.4
64	RW	MIKAEL GRANLUND	77	18:46	21	46	67	13	18	7	1	2	193	10.9
16	LW	JASON ZUCKER	82	16:57	33	31	64	8	44	7	1	7	222	14.9
20	D	RYAN SUTER	78	26:46	6	45	51	-1	34	1	0	2	149	4.0
24	D	MATT DUMBA	82	18:29	14	36	50	15	41	2	0	4	176	8.0
9	C	MIKKO KOIVU	82	18:29	14	31	45	9	46	3	0	2	170	8.2
3	C	CHARLIE COYLE	66	16:31	11	26	37	8	18	0	1	1	117	9.4
46	D	JARED SPURGEON	61	24:32	9	28	37	-6	8	3	0	2	110	8.2
22	RW	NIMO NIEDERREITER	63	16:31	18	14	32	14	36	7	0	4	133	13.5
11	LW	ZACH PARISE	42	17:04	15	9	24	0	14	2	0	4	119	12.6
17	LW	MARCUS FOLIGNO	77	10:51	8	15	23	2	72	1	0	2	79	10.1
26	LW	DANIEL WINNIK	81	13:34	6	17	23	5	27	0	0	0	82	7.3
7	C	MATT CULLEN	79	11:53	11	11	22	-1	20	0	0	1	104	10.6
63	LW	TYLER ENNIS	73	11:58	8	14	22	-1	12	2	0	3	115	7.0
25	D	JONAS BRODIN	73	21:36	6	15	21	23	30	0	0	1	77	7.8
14	C	JOEL ERIKSSON EK*	75	12:46	6	10	16	2	22	0	0	0	124	4.8
39	D	NATE PROSSER	56	13:27	3	6	9	8	19	0	1	1	27	11.1
23	D	GUSTAV OLOFSSON*	41	12:46	0	8	8	0	14	0	0	0	22	0.0
59	RW	ZACK MITCHELL*	23	10:32	3	2	5	-2	4	1	0	1	17	17.6
6	D	RYAN MURPHY	21	19:00	2	3	5	8	16	1	0	0	25	8.0
19	C	LUKE KUNIN*	19	12:58	2	2	4	-3	13	0	1	0	32	6.3
36	D	NICK SEELER*	22	14:32	0	4	4	10	21	0	0	0	17	0.0
47	D	LOUIE BELPEDIO*	1	15:47	0	2	2	1	0	0	0	0	0	0.0
41	C	LANDON FERRARO	2	4:25	1	0	1	1	0	0	0	0	3	33.3
18	LW	JORDAN GREENWAY*	6	11:26	0	1	1	0	0	0	0	0	4	0.0
37	C	KYLE RAU*	3	11:01	0	1	1	0	0	0	0	0	4	0.0
82	C	JUSTIN KLOOS*	1	8:39	0	0	0	0	2	0	0	0	0	0.0
18	C	CAL O'REILLY	1	8:16	0	0	0	0	0	0	0	0	1	0.0
60	D	CARSON SOUCY*	3	14:50	0	0	0	-2	2	0	0	0	4	0.0


#	GOALTENDER	GP	W	L	OT	SA	GA	GAA	SV	SV%	SO	A	PIM	MIN
40	DEVAN DUBNYK	60	35	16	7	1769	145	2.52	1624	.918	5	3	12	3,450
32	ALEX STALOCK	28	23	10	10	787	71	2.85	716	.910	1	0	0	1,495

* Rookie

GAME	DATE	OPPONENT	RESULT	W	L	OT	RECORD	PTS	DIVISION/ CONF. RANK	WILD GOALS (BY #)	WILD GOALTENDERS	ATT.
1	10/5	@ DET	2-4	L			0-1-0	0	6th/12th	14,10	Dubnyk	19,515
2	10/7	@ CAR	4-5	L	SO		0-1-1	1	4th/-10th	16p,10,12,9	Stalock	*18,680
3	10/12	@ CHI	5-2	W			1-1-1	3	6th/-10th	12,10,16p,10,9	Dubnyk	*21,386
4	10/14	CBJ	4-5	L	OT		1-1-2	4	t-6th/-10th	12,63p,41,63p	Dubnyk	*19,064
5	10/20	@ WPG	3-4	L			1-2-2	4	7th/-13th	10,9,17p	Dubnyk	*15,321
6	10/21	@ CGY	4-2	W			2-2-2	6	7th/-12th	10p,20,46,26	Stalock	18,436
7	10/24	VAN	0-1	L			2-3-2	6	7th/13th		Dubnyk	*18,694
8	10/26	NYI	6-4	W			3-3-2	8	7th/-12th	17,16,12s,19s,59,25	Dubnyk	*18,824
9	10/28	PIT	2-1	W			4-3-2	10	t-6th/-10th	26,9	Dubnyk	*19,064
10	10/31	WPG	1-2	L			4-4-2	10	7th/13th	19	Stalock	*18,814
11	11/2	MTL	6-3	W			5-4-2	12	t-6th/-12th	7,22,63,20,46p,17	Dubnyk	*18,924
12	11/4	CHI	0-2	L			5-5-2	12	7th/13th		Dubnyk	*19,218
13	11/6	@ BOS	3-5	L			5-6-2	12	7th/13th	22,64,12s	DUBNYK/Stalock	*17565
14	11/8	@ TOR	2-4	L			5-7-2	12	7th/13th	16,16p	Dubnyk	*19,049
15	11/9	@ MTL	3-0	W			6-7-2	14	7th/13th	16s,16,16	Dubnyk	*21,302
16	11/11	@ PHI	1-0	W			7-7-2	16	7th/13th	16	Dubnyk	19,309
17	11/14	PHI	3-0	W			8-7-2	18	t-5th/-10th	22,12,16	Dubnyk	*18,768
18	11/16	NSH	6-4	W			9-7-2	20	t-4th/-6th	24,22p,20,12p,16,46	Dubnyk	*18,888
19	11/18	@ WSH	1-3	L			9-8-2	20	6th/-10th	22p	Stalock	*18,506
20	11/20	NY	3-4	L	OT		9-9-3	21	t-5th/-9th	22p,64p,64	Dubnyk	*19,048
21	11/22	@ BUF	5-4	W			10-9-3	23	t-4th/-8th	63,64,22p,22,64p	Dubnyk	17,418
22	11/24	COL	3-2	W	SO		11-9-3	25	4th/-6th	16,22p	Stalock	*19,084
23	11/25	@ STL	3-6	L			11-9-3	25	t-4th/-9th	3s,59p,12p	Dubnyk	18,610
24	11/27	@ WPG	2-7	L			11-10-3	25	t-5th/-10th	16,10	Stalock	*15,321
25	11/30	VGK	4-2	W			12-10-3	27	6th/11th	64,25,12,12	Dubnyk	*19,084
26	12/2	STL	2-1	W	OT		13-10-3	29	t-5th/-9th	20,24	Dubnyk	*19,107
27	12/5	@ LA	2-5	L			13-11-3	29	t-5th/-9th	3,63	Dubnyk	*18,230
28	12/8	@ ANA	3-2	W	OT		14-11-3	31	t-5th/-10th	16,59,24	Dubnyk	16,471
29	12/10	@ SJ	4-2	W	OT		15-11-3	33	t-4th/-8th	6p,12,12,22	Stalock	17,205
30	12/12	CGY	2-1	W	SO		16-11-3	35	t-4th/-6th		Dubnyk/StalOCK	*18,767
31	12/14	TOR	2-0	W			17-11-3	37	t-4th/-6th	63,64	Stalock	*18,857
32	12/16	EDM	2-3	L			17-12-3	37	t-4th/-7th	24,24	Stalock	*19,034
33	12/17	@ CHI	1-4	L			17-13-3	37	6th/-9th	24	Stalock	*21,813
34	12/19	@ OTT	6-4	W			18-13-3	39	t-4th/-6th	12,10,9,39,25,12p	Stalock	13,804
35	12/22	@ FLA	2-4	L			18-14-3	39	t-5th/-8th	20p,26	Stalock	13,259
36	12/23	@ TB	0-3	L			18-15-3	39	t-5th/-9th		Stalock	*19,092
37	12/27	DAL	4-2	W			19-15-3	41	5th/8th	46,12,64p,16	Stalock	*19,107
38	12/29	NSH	4-2	W			20-15-3	43	5th/8th	64,64p,24,64	Dubnyk	*19,147
39	12/30	@ NSH	0-3	L			20-16-3	43	5th/9th		Stalock	*17,459
40	1/2	FLA	5-1	W			21-16-3	45	5th/9th	7,7,12,12,3	Dubnyk	*19,029
41	1/4	BUF	6-2	W			22-16-3	47	5th/-7th	22,26,22p,22,9,3	Dubnyk	*19,017
42	1/6	@ COL	2-7	L			22-17-3	47	t-5th/-8th	12,12p	Dubnyk	*18,046
43	1/9	CGY	2-3	L	OT		22-17-4	48	t-5th/-7th	64,46	Stalock	*19,011
44	1/10	@ CHI	2-1	W			23-17-4	50	5th/7th	25,20	Dubnyk	*21,721
45	1/13	WPG	4-1	W			24-17-4	52	4th/-6th	64p,16,24,24	Dubnyk	*19,207
46	1/14	VAN	2-3	L	OT		24-17-5	53	4th/-6th	16p,26	Dubnyk	*18,927
47	1/20	TB	5-3	W			25-17-5	55	t-5th/-7th	46p,11,39,17,16	Dubnyk	*19,007
48	1/22	OTT	3-1	W			26-17-5	57	t-5th/-7th	11,16,64p	Stalock	*18,907
49	1/25	@ PIT	3-6	L			26-18-5	57	t-5th/-8th	12,64p,25	DUBNYK/Stalock	*18,453
50	1/30	@ CBJ	3-2	W	SO		27-18-5	59	5th/-6th	16p,3	Dubnyk	17,734
51	2/2	VGK	5-2	W			28-18-5	61	5th/7th	12p,3,63,46p,12	Dubnyk	*19,057
52	2/3	@ DAL	1-6	L			28-19-5	61	5th/-7th	16	STALOCK/Dubnyk	*18,532
53	2/6	@ STL	6-2	W			29-19-5	63	5th/7th	22,17,9p,16,24,12p	Dubnyk	17,821
54	2/8	ARI	3-4	L	OT		29-19-6	64	5th/-6th	12,7,4	Dubnyk	*18,816
55	2/10	CHI	3-0	W			30-19-6	66	5th/-6th	3,9p,3	Dubnyk	*19,227
56	2/13	NYR	3-2	W			31-19-6	68	5th/-6th	12,11,17	Dubnyk	*18,887
57	2/15	WSH	2-5	L			31-20-6	68	5th/-7th	22,12p	Dubnyk	*19,027
58	2/17	ANA	2-3	L	SO		31-20-7	69	5th/-7th	9,16	Dubnyk	*19,192
59	2/19	@ NYI	5-3	W			32-20-7	71	5th/-7th	14,7,16,63,16	Dubnyk	15,342
60	2/22	@ NY	4-2	W			33-20-7	73	4th/-6th	4,14,10,12	Stalock	13,316
61	2/23	@ NYR	4-1	W			34-20-7	75	3rd/4th	64,12,12p,64	Dubnyk	*18,006
62	2/25	SJ	3-2	W	OT		35-20-7	77	3rd/4th	7,12,46	Dubnyk	*19,105
63	2/27	STL	8-3	W			36-20-7	79	3rd/4th	16p,64,64,12p,9,46,12,12	Dubnyk	*19,261
64	3/1	@ ARI	3-5	L			36-21-7	79	3rd/4th	11,9p,7	Stalock	10,904
65	3/2	@ COL	1-7	L			36-22-7	79	3rd/-4th	9	DUBNYK/Stalock	17,325
66	3/4	DET	4-1	W			37-22-7	81	3rd/4th	12p,11,16,16	Dubnyk	*19,037
67	3/6	CAR	6-2	W			38-22-7	83	3rd/4th	12p,22,11p,26,12,7	Dubnyk	*19,017
68	3/9	@ VAN	5-2	W			39-22-7	85	3rd/4th	11,7,12,3,17	Dubnyk	17,918
69	3/10	@ EDM	1-4	L			39-23-7	85	3rd/4th	3	Dubnyk	*18,347
70	3/13	COL	1-5	L			39-24-7	85	3rd/4th	9	Dubnyk	*19,171
71	3/16	@ VGK	4-2	W			40-24-7	87	3rd/-4th	16,3,24,11	Stalock	*18,295
72	3/17	@ ARI	3-1	W			41-24-7	89	3rd/-4th	22p,17,12	Dubnyk	13,735
73	3/19	LA	3-4	L	OT		41-24-8	90	3rd/4th	11,12,14	Dubnyk	*19,081
74	3/24	NSH	4-1	W			42-24-8	92	3rd/5th	14,22,16,11	Dubnyk	*19,303
75	3/25	BOS	1-2	L	OT		42-24-9	93	3rd/5th	9	Stalock	*19,183
76	3/27	@ NSH	1-2	L	SO		42-24-10	94	3rd/5th	12	Dubnyk	*17,424
77	3/29	DAL	5-2	W			43-24-10	96	3rd/5th	64s,24p,11,16p,11	Dubnyk	*19,350
78	3/31	@ DAL	1-4	L			43-25-10	96	3rd/5th	11p	Dubnyk	*18,532
79	4/2	EDM	3-0	W			44-25-10	98	3rd/-4th	11,11,14	Dubnyk	*19,189
80	4/4	@ ANA	1-3	L			44-26-10	98	3rd/-4th	24p	Dubnyk	*17,495
81	4/5	@ LA	4-5	L	OT		44-26-11	99	3rd/5th	6,24,12,39s	Stalock	*18,230
82	4/7	@ SJ	6-3	W			45-26-11	101	3rd/-4th	25,7,64,16,16,12	Dubnyk	*17,562



2016-17 MINNESOTA WILD



#	POS	PLAYER	GP	TOI/G	G	A	PTS	+/-	PIM	PP	SH	GW	SOG	SH%
64	C	MIKAEL GRANLUND	81	18:49	26	43	69	23	12	7	3	4	177	14.7
12	C	ERIC STAAL	82	18:36	28	37	65	17	34	4	1	8	211	13.3
9	C	MIKKO KOIVU	80	19:07	18	40	58	27	34	2	0	4	139	12.9
22	RW	NINO NIEDERREITER	82	15:04	25	32	57	17	53	8	0	3	186	13.4
3	C	CHARLIE COYLE	82	16:42	18	38	56	13	36	4	0	5	159	11.3
29	RW	JASON POMINVILLE	78	14:14	13	34	47	2	4	0	0	2	176	7.4
16	LW	JASON ZUCKER	79	15:17	22	25	47	34	30	1	0	3	172	12.8
11	LW	ZACH PARISE	69	17:26	19	23	42	-3	30	6	0	4	194	9.8
20	D	RYAN SUTER	82	26:55	9	31	40	34	36	4	1	1	164	5.5
46	D	JARED SPURGEON	76	24:02	10	28	38	33	20	1	0	2	144	6.9
24	D	MATT DUMBA	76	20:20	11	23	34	15	59	6	0	1	131	8.4
56	C	ERIK HAULA	72	13:49	15	11	26	5	28	1	0	4	134	11.2
25	D	JONAS BRODIN	68	19:34	3	22	25	5	20	2	0	2	85	3.5
7	RW	CHRIS STEWART	79	10:23	13	8	21	3	94	0	0	0	82	15.9
19	C	MARTIN HANZAL	20	15:31	4	9	13	-2	10	1	0	0	43	9.3
6	D	MARCO SCANDELLA	71	18:20	4	9	13	-2	25	0	0	0	88	4.5
10	C	JORDAN SCHROEDER	37	9:47	6	7	13	5	0	0	0	0	37	16.2
44	C	TYLER GAOVAC	52	9:50	7	2	9	7	10	0	0	2	48	14.6
5	D	CHRISTIAN FOLIN	51	14:56	2	6	8	10	26	0	0	0	39	5.1
14	C	JOEL ERIKSSON EK*	15	10:37	3	4	7	1	4	0	0	1	15	20.0
39	D	NATE PROSSER	39	12:44	2	5	7	0	12	0	0	0	20	10.0
23	D	GUSTAV OLOFSSON*	13	13:29	0	3	3	-1	2	0	0	0	7	0.0
21	C	RYAN WHITE	19	9:57	2	1	3	-8	14	0	0	0	17	11.8
47	C	CHRISTOPH BERTSCHY*	5	8:08	0	1	1	0	4	0	0	0	5	0.0
63	RW	KURTIS GABRIEL*	13	5:49	0	1	1	0	29	0	0	0	3	0.0
4	D	MIKE REILLY*	17	12:23	1	0	1	1	2	0	0	0	19	5.3
42	C	PATRICK CANNONE*	3	7:53	0	0	0	0	0	0	0	0	2	0.0
59	RW	ZACK MITCHELL*	11	8:26	0	0	0	-1	0	0	0	0	10	0.0
53	RW	ALEX TUCH*	6	10:42	0	0	0	-3	0	0	0	0	8	0.0

#	GOALTENDER	GP	W	L	OT	SA	GA	GAA	SV	SV%	SO	A	PIM	MIN
40	DEVAN DUBNYK	65	40	19	5	1842	141	2.25	1701	.923	5	0	10	3,758
35	DARCY KUEMPER	18	17	8	5	562	55	3.13	507	.902	0	1	4	1,053
32	ALEX STALOCK	2	1	1	0	54	3	1.51	51	.944	0	0	0	119

* Rookie




2016-17 GAME-BY-GAME

GAME	DATE	OPPONENT	RESULT	W	L	OT	RECORD	PTS	DIVISION/ CONF. RANK	WILD GOALS (BY #)	WILD GOALTENDERS	ATT.
1	10/13	@ STL	2-3		L		0-1-0	0	t-4th/t-6th	20.3	Dubnyk	*19,673
2	10/15	WPG	4-3	W			1-1-0	2	t-2nd/t-5th	7.24p,12.25	Dubnyk	*19,024
3	10/18	LA	6-3	W			2-1-0	4	t-2nd/t-5th	56.29.3p,9.17.46	Kuemper	*18,644
4	10/20	TOR	3-2	W			3-1-0	6	t-2nd/t-4th	12.27.12	Dubnyk	*18,968
5	10/22	@ NJ	1-2		L	OT	3-1-1	7	t-1st/t-3rd	14	Dubnyk	*16,514
6	10/23	@ NYI	3-6		L		3-2-1	7	2nd/4th	11.11.22	Kuemper	11,583
7	10/25	@ BOS	5-0	W			4-2-1	9	t-1st/t-2nd	3.7.20p,16.29	Dubnyk	*17,565
8	10/27	@ BUF	4-0	W			5-2-1	11	1st/2nd	14.16.20.9	Dubnyk	18,122
9	10/29	DAL	4-0	W			6-2-1	13	1st/2nd	64s,22.12p,44	Dubnyk	*19,031
10	11/1	BUF	1-2		L		6-3-1	13	t-1st/t-2nd	64p	Dubnyk	*18,864
11	11/5	@ COL	0-1		L		6-4-1	13	3rd/5th		Dubnyk	16,256
12	11/10	@ PIT	4-2	W			7-4-1	15	t-3rd/t-6th	3p,22.12.29	Dubnyk	*18,458
13	11/12	@ PHI	2-3		L		7-5-1	15	t-4th/t-7th	22.64	Dubnyk	19,591
14	11/13	@ OTT	1-2	W		OT	8-5-1	17	t-3rd/t-5th	20s,24	Kuemper	14,265
15	11/15	CGY	0-1		L		8-6-1	17	t-4th/t-7th		Dubnyk	*19,048
16	11/17	BOS	1-0	W			9-6-1	19	t-4th/t-5th	64	Dubnyk	*18,774
17	11/19	COL	2-3		L		9-7-1	19	t-4th/t-6th	3p,44	Dubnyk	*19,238
18	11/21	@ DAL	2-3		L	OT	9-7-2	20	t-4th/t-8th	22p,56	Kuemper	*18,532
19	11/23	WPG	3-1	W			10-7-2	22	3rd/t-6th	9.25p,11	Dubnyk	*19,022
20	11/25	PIT	2-6	W			11-7-2	24	3rd/5th	3.22p,3.11p,64.22p	Dubnyk	*19,212
21	11/26	@ STL	3-4		L	SO	11-7-3	25	3rd/t-4th	9.56.3	Dubnyk	*19,396
22	11/29	@ VAN	4-5		L		11-8-3	25	t-3rd/t-6th	29.29.16.56	Kuemper	17,917
23	12/2	@ CGY	2-3		L	SO	11-8-4	26	3rd/t-7th	7.9	Dubnyk	18,390
24	12/4	@ EDM	2-1	W		OT	12-8-4	28	t-3rd/t-6th	3.9	Dubnyk	18,347
25	12/7	@ TOR	3-2	W			13-8-4	30	3rd/t-6th	16.7.12	Dubnyk	*18,944
26	12/9	EDM	3-2	W		SO	14-8-4	32	3rd/t-5th	24.16	Dubnyk	*19,019
27	12/11	STL	3-1	W			15-8-4	34	3rd/t-5th	24.22.64	Dubnyk	*18,363
28	12/13	FLA	5-1	W			16-8-4	36	t-2nd/t-2nd	11.56.12.9.16	Dubnyk	*18,754
29	12/15	@ NSH	5-2	W			17-8-4	38	t-2nd/t-2nd	25p,3.12.12.64	Dubnyk	*17,113
30	12/17	ARI	4-1	W			18-8-4	40	2nd/2nd	20p,44.7.12	Kuemper	*19,036
31	12/20	COL	2-0	W			19-8-4	42	2nd/2nd	3p.9	Dubnyk	*19,018
32	12/22	@ MTL	4-2	W			20-8-4	44	2nd/2nd	10.46.12s.16	Dubnyk	*21,288
33	12/23	@ NYR	7-4	W			21-8-4	46	2nd/2nd	64.9.22.6.16.24p,3	Kuemper	*18,006
34	12/27	@ NSH	3-2	W		OT	22-8-4	48	2nd/2nd	11p,7.46	Dubnyk	*17,141
35	12/29	NYI	6-4	W			23-8-4	50	2nd/2nd	6.7,46.10,56.64	Dubnyk	*19,252
36	12/31	CBJ	2-4		L		23-9-4	50	2nd/2nd	64p.16	Dubnyk	*19,307
37	1/5	@ SJ	5-4	W			24-9-4	52	2nd/2nd	12p,11.12.9.9	Dubnyk	*17,562
38	1/7	@ LA	3-4		L	OT	24-9-5	53	2nd/2nd	9.3.11p	Kuemper	*18,230
39	1/8	@ ANA	2-1	W			25-9-5	55	2nd/2nd	24p.46	Dubnyk	15,645
40	1/12	MTL	7-1	W			26-9-5	57	2nd/2nd	5.12.10.22.16p,20p,22	Dubnyk	*19,104
41	1/14	@ DAL	5-4	W			27-9-5	59	t-1st/t-1st	9.12.24.7.16	Kuemper	*18,532
42	1/15	@ CHI	3-2	W			28-9-5	61	1st/1st	22p,7.29	Dubnyk	*22,051
43	1/17	NJ	3-4		L		28-10-5	61	t-1st/t-1st	46p,16.56	Dubnyk	*19,051
44	1/19	ARI	4-3	W			29-10-5	63	1st/1st	12.22p,7.22p	Dubnyk	*19,027
45	1/21	ANA	5-3	W			30-10-5	65	1st/1st	56.16.56.20.16	Dubnyk	*19,288
46	1/22	NSH	2-4		L		30-11-5	65	t-1st/t-1st	64.29	Kuemper	*19,087
47	1/24	@ DAL	3-2	W		SO	31-11-5	67	1st/1st	29.9p	Dubnyk	*17,877
48	1/26	STL	5-1	W			32-11-5	69	1st/1st	56.44.9p,22.64	Dubnyk	*19,064
49	1/31	@ EDM	5-2	W			33-11-5	71	1st/1st	44.16.11.44.7	Kuemper	18,347
50	2/1	@ CGY	1-5		L		33-12-5	71	1st/1st	16	Dubnyk	18,044
51	2/4	@ VAN	6-3	W			34-12-5	73	1st/1st	4.64.64s,11.9.64	Dubnyk	18,212
52	2/7	@ WPG	4-2	W			35-12-5	75	1st/1st	22.29.29.22	Dubnyk	*15,294
53	2/8	CHI	3-4		L	OT	35-12-6	76	1st/1st	46.11.56	Kuemper	*19,326
54	2/10	TB	2-1	W		SO	36-12-6	78	1st/1st	22p	Dubnyk	*19,178
55	2/12	DET	6-3	W			37-12-6	80	1st/1st	64p,22p,3.11.5.11p	Dubnyk	*19,141
56	2/14	ANA	0-1		L		37-13-6	80	1st/1st		Dubnyk	*19,047
57	2/16	DAL	3-1	W			38-13-6	82	1st/1st	20p,56.46	Kuemper	*19,084
58	2/18	NSH	5-2	W			39-13-6	84	1st/1st	64p,16.9.16.12	Dubnyk	*19,292
59	2/21	CHI	3-5		L		39-14-6	84	1st/1st	64p,11.64p	Dubnyk	*19,333
60	2/27	LA	5-4	W		OT	40-14-6	86	1st/1st	22.10.21.16.64	Dubnyk	*19,118
61	2/28	@ WPG	6-5	W			41-14-6	88	1st/1st	64.44.56p,6.21.16s	Kuemper/DUBNYK	*15,294
62	3/2	@ CBJ	0-1		L		41-15-6	88	1st/1st		Dubnyk	15,987
63	3/5	SJ	3-1	W			42-15-6	90	1st/1st	11p,12.12	Dubnyk	*19,168
64	3/7	STL	1-2		L		42-16-6	90	1st/1st	9	Dubnyk	*19,124
65	3/9	@ TB	1-4		L		42-17-6	90	1st/1st	6	Dubnyk	*19,092
66	3/10	@ FLA	7-4	W			43-17-6	92	1st/1st	16.12.29.12.11.64.3	Kuemper/DUBNYK	16,232
67	3/12	@ CHI	2-4		L		43-18-6	92	1st/1st	12.64	Dubnyk/KUEMPER	*22,147
68	3/14	@ WSH	2-4		L		43-19-6	92	2nd/2nd	24.12p	Dubnyk	*18,506
69	3/16	@ CAR	1-3		L		43-20-6	92	2nd/2nd	64s	Dubnyk	10,894
70	3/18	NYR	2-3		L		43-21-6	92	2nd/2nd	12.24p	Dubnyk	*19,337
71	3/19	@ WPG	4-5		L		43-22-6	92	2nd/2nd	3.64p,7.7	Dubnyk	*15,294
72	3/21	SJ	3-2	W			44-22-6	94	2nd/2nd	24p,19.3	Dubnyk	*19,104
73	3/23	PHI	1-3		L		44-23-6	94	2nd/2nd	11	Dubnyk	*19,004
74	3/25	VAN	2-4		L		44-24-6	94	2nd/2nd	20.12	Kuemper	*19,184
75	3/26	@ DET	2-3		L	OT	44-24-7	95	2nd/2nd	12.39	Dubnyk	*20,027
76	3/28	WSH	4-5		L	OT	44-24-8	96	2nd/2nd	29.19.46.12	Dubnyk	*19,188
77	3/30	OTT	5-1	W			45-24-8	98	2nd/2nd	22.22.14.24p,29	Stalock	*19,044
78	4/1	@ NSH	0-3		L		45-25-8	98	2nd/2nd		Stalock	*17,113
79	4/2	COL	5-2	W			46-25-8	100	2nd/2nd	19.46.56.11p,10	Dubnyk	*19,164
80	4/4	CAR	5-3	W			47-25-8	102	2nd/2nd	11.10.22.3.22	Dubnyk	*18,848
81	4/6	@ COL	4-3	W			48-25-8	104	2nd/2nd	16.39.22.64	Dubnyk	15,565
82	4/8	@ ARI	3-1	W			49-25-8	106	2nd/2nd	56.12p,19p	Kuemper	*17,490



2015-16 MINNESOTA WILD



#	POS	PLAYER	GP	TOI/G	G	A	PTS	+/-	PIM	PP	SH	GW	SOG	SH%
9	C	MIKKO KOIVU	82	19:56	17	39	56	6	40	10	1	2	141	12.1
11	LW	ZACH PARISE	70	19:18	25	28	53	-3	36	7	0	7	234	10.7
20	D	RYAN SUTER	82	28:36	8	43	51	10	30	3	1	2	188	4.3
64	C	MIKAEL GRANLUND	82	18:07	13	31	44	-12	20	2	1	3	160	8.1
22	RW	NINO NIEDERREITER	82	15:33	20	23	43	9	36	2	0	1	159	12.6
3	C	CHARLIE COYLE	82	17:18	21	21	42	1	16	2	0	4	140	15.0
26	LW	THOMAS VANEK	74	15:37	18	23	41	-10	22	6	0	5	146	12.3
29	RW	JASON POMINVILLE	75	16:22	11	25	36	10	12	3	0	2	187	5.9
56	C	ERIK HAULA	76	12:44	14	20	34	21	24	0	2	2	99	14.1
46	D	JARED SPURGEON	77	22:41	11	18	29	11	14	5	0	2	122	9.0
24	D	MATT DUMBA	81	16:50	10	16	26	1	38	6	0	3	152	6.6
16	LW	JASON ZUCKER	71	15:35	13	10	23	-4	20	0	1	1	158	8.2
6	D	MARCO SCANDELLA	73	20:42	5	16	21	6	22	2	0	0	126	4.0
14	RW	JUSTIN FONTAINE	60	11:51	5	11	16	3	20	0	0	1	54	9.3
18	LW	RYAN CARTER	60	11:08	7	5	12	-3	48	0	1	0	62	11.3
25	D	JONAS BRODIN	68	20:25	2	5	7	-5	18	0	0	0	58	3.4
7	LW	CHRIS PORTER	61	9:38	4	3	7	-6	6	0	0	0	45	8.9
4	D	MIKE REILLY*	29	12:05	1	6	7	-4	8	0	0	0	27	3.7
19	C	JARRET STOLL	51	11:16	3	3	6	-4	16	0	0	0	23	13.0
5	D	CHRISTIAN FOLIN	26	14:35	0	4	4	-1	11	0	0	0	14	0.0
10	C	JORDAN SCHROEDER	26	9:25	2	2	4	2	2	0	0	0	30	6.7
12	RW	DAVID JONES	16	11:09	2	1	3	1	0	0	0	0	17	11.8
39	D	NATE PROSSER	54	11:23	0	3	3	1	39	0	0	0	20	0.0
27	C	ZAC DALPE	2	10:15	1	0	1	0	0	0	0	0	3	33.3
47	C	CHRISTOPH BERTSCHY*	3	6:57	0	0	0	0	0	0	0	0	3	0.0
54	RW	BRETT BULMER	3	6:43	0	0	0	-1	7	0	0	0	2	0.0
63	RW	KURTIS GABRIEL*	3	4:30	0	0	0	1	10	0	0	0	1	0.0
44	C	TYLER OROVAC*	2	11:37	0	0	0	-1	0	0	0	0	2	0.0
23	D	GUSTAV OLOFSSON*	2	9:12	0	0	0	0	0	0	0	0	1	0.0
28	D	TYSON STRACHAN	2	7:33	0	0	0	1	0	0	0	0	0	0.0

#	GOALTENDER	GP	W	L	OT	SA	GA	GAA	SV	SV%	SO	A	PIM	MIN
40	DEVAN DUBNYK	67	32	26	6	1,829	150	2.33	1,679	0.918	5	0	8	3,861
35	DARCY KUEMPER	21	6	7	5	507	43	2.43	464	0.915	2	0	2	1,063

* Rookie

2015-16 GAME-BY-GAME



GAME	DATE	OPPONENT	RESULT	W	L	OT	RECORD	PTS	DIVISION/ CONF. RANK	WILD GOALS (BY #)	WILD GOALTENDERS	ATT.
1	10/8	@ COL	5-4 W				1-0-0	2	t-1st/t-1st	11,11,22,26,11p	Dubnyk	*18,007
2	10/10	STL	3-2 W				2-0-0	4	t-1st/t-1st	3,11p,3	Dubnyk	*19,096
3	10/15	@ ARI	4-3 W				3-0-0	6	t-1st/t-2nd	11p,26,9s,64	Dubnyk	12,029
4	10/16	@ LA	1-2 L			OT	3-0-1	7	3rd/t-4th	9p	Kuemper	*18,230
5	10/18	@ ANA	1-4 L				3-1-1	7	5th/7th	22	Dubnyk	16,784
6	10/22	CBI	3-2 W				4-1-1	9	4th/4th	11,22,26p	Dubnyk	*18,650
7	10/24	ANA	3-0 W				5-1-1	11	t-3rd/t-3rd	24,26,18s	Dubnyk	*19,034
8	10/25	@ WPG	4-5 L				5-2-1	11	t-3rd/t-3rd	16,9p,14,11	Kuemper/DUBNYK	*15,294
9	10/27	EDM	4-3 W				6-2-1	13	t-2nd/t-2nd	20,6p,20,3	Dubnyk	*18,936
10	10/30	CHI	5-4 W				7-2-1	15	t-2nd/t-2nd	16,18,3,46p,22	Dubnyk	*19,140
11	10/31	@ STL	2-3 L			OT	7-2-2	16	t-3rd/t-3rd	16,56	Dubnyk	17,728
12	11/5	NSH	2-3 L				7-3-2	16	5th/t-5th	6p,24p	Dubnyk	*19,024
13	11/7	TB	1-0 W				8-3-2	18	t-3rd/t-3rd	46	Dubnyk	*19,066
14	11/10	WPG	5-3 W				9-3-2	20	t-3rd/t-3rd	22,26,56s,26,7	Dubnyk	*19,153
15	11/12	@ CAR	3-2 W			OT	10-3-2	22	3rd/3rd	16,26,16	Dubnyk	9,511
16	11/14	@ DAL	2-3 L			OT	10-3-3	23	t-2nd/t-2nd	22,6	Dubnyk	*18,532
17	11/17	@ PIT	3-4 L				10-4-3	23	4th/5th	64,46p,9p	Dubnyk	*18,495
18	11/19	@ BOS	2-4 L				10-5-3	23	t-4th/t-5th	16,10	Dubnyk	*17,565
19	11/21	NSH	4-0 W				11-5-3	25	t-3rd/t-4th	20p,64,25,26p	Dubnyk	*19,056
20	11/25	VAN	2-3 L				11-6-3	25	5th/7th	26p,3	Dubnyk	*18,877
21	11/27	WPG	1-3 L				11-7-3	25	5th/7th	18	Dubnyk	*19,055
22	11/28	DAL	3-4 L			OT	11-7-4	26	5th/8th	26,3,9	Kuemper	*19,024
23	12/1	@ CHI	2-1 W				12-7-4	28	5th/t-6th	29,20	Dubnyk	*21,580
24	12/3	TOR	1-0 W				13-7-4	30	t-3rd/t-4th	24p	Dubnyk	*18,880
25	12/5	COL	3-0 W				14-7-4	32	t-3rd/t-4th	24,14,29	Dubnyk/KUEMPER	*19,173
26	12/7	@ COL	1-2 L			OT	14-7-5	33	t-3rd/t-4th	11	Kuemper	16,589
27	12/11	@ ARI	1-2 L			OT	14-7-6	34	5th/6th	46	Kuemper	14,404
28	12/12	@ SJ	2-0 W				15-7-6	36	t-3rd/t-4th	11,9	Kuemper	16,766
29	12/15	VAN	6-2 W				16-7-6	38	t-3rd/t-4th	26p,16,11p,9,20p,6	Kuemper	*18,804
30	12/17	NYR	5-2 W				17-7-6	40	t-3rd/t-4th	9,24p,29p,7,9	Dubnyk	*19,090
31	12/19	@ NSH	2-3 L				17-8-6	40	4th/5th	11,16	Dubnyk	*17,117
32	12/21	DAL	3-6 L				17-9-6	40	4th/5th	46,3,22	Dubnyk	*19,047
33	12/22	MTL	2-1 W				18-9-6	42	4th/t-4th	29,3	Kuemper	*19,105
34	12/26	PIT	1-3 L				18-10-6	42	4th/5th	16	Dubnyk	*19,234
35	12/28	DET	3-1 W				19-10-6	44	t-3rd/t-4th	3,9p,9	Dubnyk	*19,110
36	12/31	@ STL	3-1 W				20-10-6	46	4th/5th	22,56,26	Dubnyk	*19,194
37	1/2	@ TB	2-3 L			SO	20-10-7	47	4th/5th	3,46	Dubnyk	*19,092
38	1/3	@ FLA	1-2 L				20-11-7	47	4th/5th	16	Dubnyk	15,426
39	1/5	@ CBJ	4-2 W				21-11-7	49	4th/5th	11,11,11,64	Dubnyk	12,411
40	1/7	PHI	4-3 L			OT	21-11-8	50	4th/5th	6,16,11	Dubnyk	*18,125
41	1/9	@ BUF	2-1 W				22-11-8	52	4th/5th	18,26	Dubnyk	*18,532
42	1/10	NJ	1-2 L				22-12-8	52	4th/5th	11	Kuemper	*19,028
43	1/12	DAL	2-3 L				22-13-8	52	4th/5th	20s,26	Dubnyk	*19,034
44	1/15	WPG	0-1 L				22-14-8	52	4th/5th		Dubnyk	*18,222
45	1/16	@ NSH	0-3 L				22-15-8	52	4th/5th		Dubnyk	*17,502
46	1/20	@ ANA	1-3 L				22-16-8	52	4th/5th	19	Dubnyk	15,962
47	1/21	@ LA	3-0 W				23-16-8	54	4th/5th	11p,3,56s	Kuemper	*18,230
48	1/23	@ SJ	3-4 L				23-17-8	54	5th/6th	7,3p,19	Kuemper	16,956
49	1/25	ARI	1-2 L			SO	23-17-9	55	t-4th/t-5th	3	Dubnyk	*19,020
50	2/2	@ NYI	3-5 L				23-18-9	55	6th/8th	3,29,22p	Dubnyk	13,331
51	2/4	@ NYR	2-4 L				23-19-9	55	6th/t-8th	18,24p	Dubnyk	*19,006
52	2/6	@ STL	1-4 L				23-20-9	55	6th/9th	24p	Dubnyk	*19,318
53	2/9	DAL	3-4 L			OT	23-20-10	56	6th/9th	56,14,3p	Kuemper	*19,087
54	2/11	WSH	3-4 L				23-21-10	56	6th/9th	3,20p,64	Dubnyk	*19,213
55	2/13	BOS	2-4 L				23-22-10	56	6th/t-9th	26,4	Kuemper	*19,191
56	2/15	@ VAN	5-2 W				24-22-10	58	6th/t-9th	11,46,14,3p,22	Dubnyk	18,437
57	2/17	@ CGY	5-3 W				25-22-10	60	6th/9th	56,16s,9p,29,3	Dubnyk	*19,289
58	2/18	@ EDM	5-2 W				26-22-10	62	6th/9th	29p,24p,26,64,3	Kuemper	*16,839
59	2/21	CHI	6-1 W				27-22-10	64	6th/9th	24,26p,22,29,18,56	Dubnyk	*50,426
60	2/23	NYI	1-4 L				27-23-10	64	6th/9th		Dubnyk	*19,085
61	2/25	@ PHI	2-3 L				27-24-10	64	6th/9th	26p,64	Dubnyk	18,631
62	2/26	@ WSH	2-3 L				27-25-10	64	6th/9th	9p,22	Kuemper	*18,605
63	2/28	FLA	3-1 W				28-25-10	66	6th/9th	3,56,29p	Dubnyk	*19,093
64	3/1	COL	6-3 W				29-25-10	68	t-5th/t-8th	22,29,56,3,3,22	Dubnyk	*19,107
65	3/3	@ TOR	2-1 W				30-25-10	70	t-5th/t-8th	9p,64p	Dubnyk	*18,915
66	3/5	@ BUF	3-2 W			SO	31-25-10	72	5th/8th	12,9p	Dubnyk	*19,070
67	3/6	STL	4-2 L				31-26-10	72	5th/8th	20,24	DUBNYK/Kuemper	*19,040
68	3/8	EDM	1-2 L				31-27-10	72	6th/9th	11	Kuemper	*19,058
69	3/12	@ MTL	4-1 W				32-27-10	74	t-5th/t-8th	22,64,64p,56	Dubnyk	*21,288
70	3/15	@ OTT	2-3 L			OT	32-27-11	75	5th/8th	22,18	Dubnyk	*18,966
71	3/17	@ NJ	4-7 L				32-28-11	75	6th/9th	22p,46p,14,9	Dubnyk	15,114
72	3/19	CAR	3-2 W			SO	33-28-11	77	6th/9th	12,16	Dubnyk	*19,044
73	3/20	@ CHI	3-2 W			SO	34-28-11	79	6th/9th	56,22	Dubnyk	*22,059
74	3/22	LA	2-1 W				35-28-11	81	5th/8th	56,9p	Dubnyk	*19,018
75	3/24	CGY	6-2 W				36-28-11	83	5th/8th	11,11,11p,46p,46p,22	Dubnyk	*19,032



2014-15 MINNESOTA WILD



#	POS	PLAYER	GP	TOI/G	G	A	PTS	+/-	PIM	PP	SH	GW	SOG	SH%
11	LW	ZACH PARISE	74	19:11	33	29	62	21	41	11	0	3	259	12.7
29	RW	JASON POMINVILLE	82	18:17	18	36	54	9	8	3	0	4	252	7.1
26	LW	THOMAS VANEK	80	16:13	21	31	52	-6	37	5	0	2	171	12.2
9	C	MIKKO KOIVU	80	19:16	14	34	48	2	38	4	0	4	179	7.8
64	C	MIKAEL GRANLUND	68	17:54	8	31	39	17	20	0	0	2	99	8.1
20	D	RYAN SUTER	77	29:04	2	36	38	7	48	1	0	1	150	1.3
22	RW	NINO NIEDERREITER	80	14:33	24	13	37	2	28	6	1	5	149	16.1
3	C	CHARLIE COYLE	82	14:33	11	24	35	13	39	1	0	4	120	9.2
14	RW	JUSTIN FONTAINE	71	11:57	9	22	31	13	12	0	0	2	104	8.7
16	LW	JASON ZUCKER	51	15:04	21	5	26	-9	18	1	1	3	124	16.9
46	D	JARED SPURGEON	66	22:37	9	16	25	3	6	3	0	2	128	7.0
6	D	MARCO SCANDELLA	64	21:43	11	12	23	8	56	1	0	4	112	9.8
21	C	KYLE BRODZIAK	73	13:03	9	11	20	-6	47	0	1	0	86	10.5
25	D	JONAS BRODIN	71	24:10	3	14	17	21	8	0	0	1	95	3.2
55	D	MATT DUMBA*	58	15:01	8	8	16	13	23	2	0	2	86	9.3
56	C	ERIK HAULA	72	12:09	7	7	14	-7	32	1	0	1	92	7.6
18	C	RYAN CARTER	53	10:05	3	10	13	3	55	0	1	0	47	6.4
44	RW	CHRIS STEWART	20	15:31	3	8	11	4	25	0	0	0	39	7.7
24	LW	MATT COOKE	29	12:36	4	6	10	0	13	0	0	0	24	16.7
5	D	CHRISTIAN FOLIN*	40	15:12	2	8	10	3	13	0	0	0	39	5.1
10	C	JORDAN SCHROEDER	25	10:51	3	5	8	9	2	0	0	0	48	6.3
39	D	NATE PROSSER	63	12:48	2	5	7	-1	32	0	0	1	38	5.3
27	LW	BRETT SUTTER	6	9:19	0	3	3	1	4	0	0	0	6	0.0
19	LW	STEPHANE VEILLEUX	12	7:42	1	1	2	0	10	0	0	1	9	11.1
2	D	KEITH BALLARD	14	12:03	0	1	1	-3	26	0	0	0	5	0.0
23	LW	SEAN BERGENHEIM	17	10:45	1	0	1	-4	6	0	0	0	24	4.2
4	D	STU BICKEL	9	5:26	0	1	1	1	46	0	0	0	3	0.0
7	D	JONATHON BLUM	4	9:52	0	1	1	-3	2	0	0	0	3	0.0
33	D	JORDAN LEOPOLD	18	13:19	0	1	1	1	8	0	0	0	17	0.0
44	D	JUSTIN FALK	13	9:08	0	0	0	-6	7	0	0	0	10	0.0
53	C	TYLER GRAOVAC*	3	9:13	0	0	0	0	0	0	0	0	4	0.0

#	GOALTENDER	GP	W	L	OT	SA	GA	GAA	SV	SV%	SO	A	PIM	MIN
40	DEVAN DUBNYK	39	27	9	2	1064	68	1.78	996	.936	5	2	2	2,293
35	DARCY KUEMPER	31	14	12	2	718	68	2.60	650	.905	3	0	0	1,569
32	NIKLAS BACKSTROM	19	5	7	3	452	51	3.04	401	.887	0	0	2	1,005
33	JOHN CURRY	2	0	0	1	25	5	4.17	20	.800	0	0	0	72

* Rookie



2014-15 GAME-BY-GAME

GAME	DATE	OPPONENT	RESULT	W	L	OT	RECORD	PTS	DIVISION/ CONF. RANK	WILD GOALS (BY #)	WILD GOALTENDERS	ATT.
1	10/9	COL	5-0 W				1-0-0	2	t-1st/t-1st	29,46,11,22,20	Kuemper	*19,098
2	10/11	@ COL	3-0 W				2-0-0	4	t-1st/t-1st	3,16,11	Kuemper	*18,139
3	10/17	@ ANA	1-2 L				2-1-0	4	4th/t-9th	16	Kuemper	*17,306
4	10/19	@ LA	1-2 L				2-2-0	4	5th/10th	24	Backstrom	*18,230
5	10/23	ARI	2-0 W				3-2-0	6	4th/9th	3,29	Kuemper	*18,551
6	10/25	TB	7-2 W				4-2-0	8	4th/t-8th	6,9,56,16,11,46,16s	Kuemper	*18,884
7	10/27	@ NYR	4-5 L				4-3-0	8	4th/10th	39,24,29,16	Kuemper	*18,006
8	10/28	@ BOS	4-3 W				5-3-0	10	4th/9th	22,11,14,6	Backstrom	*17,565
9	10/30	SJ	4-3 W			SO	6-3-0	12	3rd/t-6th	9,21,21	Kuemper	*18,633
10	11/1	DAL	4-1 W				7-3-0	14	t-1st/t-4th	64,55,26p,22p	Kuemper	*19,088
11	11/4	PIT	1-4 L				7-4-0	14	5th/10th	22s	Kuemper	*18,788
12	11/6	@ OTT	0-3 L				7-5-0	14	5th/10th		Backstrom	16,867
13	11/8	@ MTL	1-4 L				7-6-0	14	5th/10th	29	Kuemper	*21,287
14	11/11	@ NJ	1-3 L				7-7-0	14	t-5th/t-10th	18s	Kuemper	14,256
15	11/13	BUF	6-3 W				8-7-0	16	t-5th/t-10th	18,22,21,22p,46p,22	Kuemper/BACKSTROM	*18,925
16	11/15	@ DAL	2-1 W				9-7-0	18	5th/10th	56,64	Kuemper	17,543
17	11/16	WPG	4-3 W			OT	10-7-0	20	5th/10th	22p,11,11,6	Backstrom/KUEMPER	*18,808
18	11/20	@ PHI	3-2 W				11-7-0	22	5th/10th	22p,6,16	Kuemper	*19,919
19	11/22	@ TB	1-2 L				11-8-0	22	5th/10th	11	Kuemper	*19,204
20	11/24	@ FLA	4-1 W				12-8-0	24	4th/t-8th	16,22,16,11	Backstrom	8,426
21	11/26	LA	0-4 L				12-9-0	24	5th/t-9th		KUEMPER/Backstrom	*19,038
22	11/28	@ DAL	5-4 W				13-9-0	26	5th/9th	22,16,64,26,6	Kuemper	*18,532
23	11/29	STL	2-3 L			SO	13-9-1	27	5th/9th	9,11	Backstrom	*19,124
24	12/3	MTL	2-1 W				14-9-1	29	5th/9th	16,29	Kuemper	*19,034
25	12/5	ANA	4-5 L				14-10-1	29	5th/10th	9p,11p,25,14	Kuemper	*19,044
26	12/9	NYI	5-4 W				15-10-1	31	5th/10th	29p,9,56,26,22	Backstrom	*18,904
27	12/11	@ SJ	1-2 L				15-11-1	31	5th/10th	5	Kuemper	17,097
28	12/13	@ ARI	4-3 W			SO	16-11-1	33	5th/10th	22,16,11	Backstrom	13,975
29	12/16	@ CHI	3-5 L				16-12-1	33	5th/10th	26,22,6	Backstrom	*21,472
30	12/17	BOS	2-3 L			OT	16-12-2	34	5th/10th	21,29	Backstrom	*18,841
31	12/20	NSH	5-6 L			OT	16-12-3	35	5th/10th	16,11,6p,11p,26	Kuemper/BACKSTROM	*19,017
32	12/23	PHI	2-5 L				16-13-3	35	5th/10th	6,3p	Kuemper	*19,020
33	12/27	WPG	3-4 L			OT	16-13-4	36	5th/10th	64,29,26p	Curry	*19,177
34	12/29	@ WPG	3-2 W				17-13-4	38	5th/10th	18,14,6	Kuemper	*15,016
35	12/31	@ CBJ	1-3 L				17-14-4	38	6th/11th	11p	Kuemper	18,040
36	1/2	TOR	3-1 W				18-14-4	40	5th/10th	21,46,9p	Kuemper	*19,168
37	1/3	@ DAL	1-7 L				18-15-4	40	6th/11th	26p	KUEMPER/Backstrom	*18,532
38	1/6	SJ	3-4 L			OT	18-15-5	41	6th/11th	16,46,16	Kuemper	*19,043
39	1/8	CHI	2-4 L				18-16-5	41	7th/12th	16,29p	Backstrom	*19,060
40	1/10	NSH	1-3 L				18-17-5	41	7th/12th	3	Backstrom	*19,052
41	1/11	@ CHI	1-4 L				18-18-5	41	7th/12th	24	Backstrom	*21,809
42	1/13	@ PIT	2-7 L				18-19-5	41	7th/12th	25,14	BACKSTROM/Curry	*18,642
43	1/15	@ BUF	7-0 W				19-19-5	43	7th/12th	11,26p,21s,55,46,24,56p	Dubnyk	19,963
44	1/17	ARI	3-1 W				20-19-5	45	7th/12th	3,16,11	Dubnyk	*19,111
45	1/19	CBJ	1-3 L				20-20-5	45	7th/12th	11p	Dubnyk	*19,064
46	1/20	@ DET	4-5 L			SO	20-20-6	46	7th/12th	9p,11p,26,11	Dubnyk/KUEMPER	*20,027
47	1/27	@ EDM	2-1 W				21-20-6	48	7th/12th	22,3	Dubnyk	*16,839
48	1/29	@ CGY	1-0 W				22-20-6	50	7th/12th	11	Dubnyk	*19,289
49	2/1	@ VAN	4-2 W				23-20-6	52	7th/12th	11,46p,26,16	Dubnyk	18,438
50	2/3	CHI	3-0 W				24-20-6	54	6th/10th	9,16,64	Dubnyk	*19,104
51	2/7	COL	1-0 W				25-20-6	56	5th/9th	3	Dubnyk	*19,244
52	2/9	VAN	5-3 W				26-20-6	58	5th/9th	10,29p,22,20p,21	Dubnyk	*18,804
53	2/10	@ WPG	1-2 L			OT	26-20-7	59	5th/9th	29	Dubnyk	*15,016
54	2/12	FLA	2-1 W				27-20-7	61	5th/9th	29,11p	Dubnyk	*19,055
55	2/14	CAR	6-3 W				28-20-7	63	5th/9th	26,16,10,39,56,11	Dubnyk	*19,220
56	2/16	@ VAN	2-3 L				28-21-7	63	5th/10th	22,22	Dubnyk	18,465
57	2/18	@ CGY	3-2 W			OT	29-21-7	65	5th/10th	14,55,9	Dubnyk	19,277
58	2/20	@ EDM	4-0 W				30-21-7	67	5th/9th	14,22,10,14	Dubnyk	*16,839
59	2/22	DAL	6-2 W				31-21-7	69	5th/7th	11,9,19,55p,64,11	Dubnyk	*18,754
60	2/24	EDM	1-2 L				31-22-7	69	5th/8th	26	Dubnyk	*19,044
61	2/26	@ NSH	4-2 W				32-22-7	71	5th/7th	56,21,22,22	Dubnyk	*17,113
62	2/28	@ COL	3-1 W				33-22-7	73	5th/7th	56,14,29	Dubnyk	*18,087
63	3/3	OTT	3-2 W			SO	34-22-7	75	5th/t-6th	55,55	Dubnyk	*19,054
64	3/5	@ WSH	2-1 W				35-22-7	77	4th/5th	29,29	Dubnyk	*18,506
65	3/6	@ CAR	3-1 W				36-22-7	79	4th/5th	3,64,11	Dubnyk	10,857
66	3/8	COL	2-3 L				36-23-7	79	4th/5th	44,26	Dubnyk	*19,119
67	3/10	NJ	6-2 W				37-23-7	81	4th/5th	23,44,46,26,29,26p	Dubnyk	*19,034
68	3/13	ANA	2-1 L				37-24-7	81	4th/t-5th	11p	Dubnyk	*19,045
69	3/14	@ STL	3-1 W				38-24-7	83	4th/5th	26,22,21	Dubnyk	*19,638
70	3/17	@ NSH	3-2 W			OT	39-24-7	85	4th/5th	3,3,55	Dubnyk	*17,209
71	3/19	WSH	2-3 L				39-25-7	85	4th/5th	5,46p	Dubnyk	*19,044
72	3/21	STL	6-3 W				40-25-7	87	4th/5th	44,26,11,25,15,9p	Dubnyk	*19,



2013-14 MINNESOTA WILD

2013-14 GAME-BY-GAME



#	POS	PLAYER	GP	TOI/G	G	A	PTS	+/-	PIM	PP	SH	GW	SOG	SH%
29	RW	JASON POMINVILLE	82	18:35	30	30	60	3	16	7	0	5	226	13.3
11	LW	ZACH PARISE	67	20:26	29	27	56	10	30	14	1	5	245	11.8
9	C	MIKKO KOIVU	65	20:56	11	43	54	0	24	2	0	4	147	7.5
20	D	RYAN SUTER	82	29:25	8	35	43	15	34	3	0	0	150	5.3
64	C	MIKAEL GRANLUND	63	17:19	8	33	41	-3	22	2	0	2	104	7.7
22	RW	NINO NIEDERREITER	81	14:06	14	22	36	12	44	2	0	1	143	9.8
3	C	CHARLIE COYLE	70	17:05	12	18	30	-7	33	2	0	2	135	8.9
24	LW	MATT COOKE	82	15:24	10	18	28	8	54	0	1	3	104	9.6
15	RW	DANY HEATLEY	76	14:49	12	16	28	-18	18	4	0	2	110	10.9
46	D	JARED SPURGEON	67	22:38	5	21	26	15	16	2	0	1	91	5.5
21	C	KYLE BRODZIAK	81	16:13	8	16	24	0	61	0	1	1	115	7.0
14	RW	JUSTIN FONTAINE*	66	12:15	13	8	21	6	26	1	0	1	79	16.5
25	D	JONAS BRODIN	79	23:54	8	11	19	0	22	3	0	0	74	10.8
6	D	MARCO SCANDELLA	76	18:49	3	14	17	10	20	0	0	1	80	3.8
56	LW	ERIK HAULA*	46	10:09	6	9	15	14	29	0	1	1	56	10.7
26	LW	MATT MOULSON	20	17:58	6	7	13	7	8	1	0	3	43	14.0
2	D	KEITH BALLARD	45	13:37	2	7	9	-7	37	0	0	0	29	7.0
17	RW	TORREY MITCHELL	58	10:08	1	8	9	-3	21	0	0	0	47	2.1
39	D	NATE PROSSER	53	14:32	2	6	8	2	58	0	0	2	30	6.7
4	D	CLAYTON STONER	63	13:20	1	4	5	-6	84	0	0	0	48	2.1
16	LW	JASON ZUCKER	21	12:59	4	1	5	2	2	1	0	1	40	10.0
19	LW	STEPHANE VEILLEUX	34	8:26	3	0	3	-2	21	0	0	0	26	11.5
55	D	MATT DUMBA*	13	12:27	1	1	2	-5	2	1	0	0	12	8.3
28	C	ZENON KONOPKA	36	7:17	1	1	2	-5	55	0	0	0	15	6.7
8	C	CODY MCCORMICK	14	9:47	1	1	2	2	7	0	0	0	6	16.7
7	D	JONATHAN BLUM	15	11:40	0	1	1	-1	0	0	0	0	11	0.0
5	D	CHRISTIAN FOLIN*	1	19:26	0	1	1	3	0	0	0	0	0	-
27	C	MIKE RUPP	13	6:13	0	1	1	1	23	0	0	0	6	0.0
54	RW	BRETT BULMER*	5	10:41	0	0	0	-2	2	0	0	0	7	0.0
18	C	JAKE DOWELL	1	7:09	0	0	0	-1	0	0	0	0	1	0.0
45	C	CARSON MCMILLAN*	1	8:06	0	0	0	0	0	0	0	0	0	-

#	GOALTENDER	GP	W	L	OT	SA	GA	GAA	SV	SV%	SO	A	PIM	MIN
37	JOSH HARDING	29	18	7	3	690	46	1.65	644	0.933	3	0	0	1,668
30	ILYA BRYZGALOV	12	7	1	3	269	24	2.12	245	0.911	3	0	0	679
35	DARCY KUEMPER*	26	12	8	4	702	60	2.43	642	0.915	2	0	0	1,480
33	JOHN CURRY	2	1	0	0	57	4	3.00	53	0.930	0	0	0	80
32	NIKLAS BACKSTROM	21	5	11	2	546	55	3.02	491	0.899	0	0	0	1,094

* Rookie

GAME	DATE	OPPONENT	RESULT	W	L	OT	RECORD	PTS	DIVISION/ CONF. RANK	WILD GOALS (BY #)	WILD GOALTENDERS	ATT.
1	10/3	LA	2-3		L	SO	0-0-1	1	t-5th/t-8th	24,25p	Backstrom	*18,511
2	10/5	ANA	3-4		L	OT	0-0-2	2	t-5th/t-7th	11p,29p,11	Backstrom	*18,213
3	10/8	@ NSH	2-3				0-1-2	2	t-5th/t-9th	11p,46p	Backstrom/HARDING	*17,196
4	10/10	WPG	2-1	W			1-1-2	4	t-3rd/t-7th	25,24	Harding	17,366
5	10/12	DAL	5-1	W			2-1-2	6	4th/t-6th	14,24,55p,22,11p	Harding	*18,278
6	10/14	@ BUF	2-1	W			3-1-2	8	t-2nd/t-3rd	21,29p	Harding	18,111
7	10/15	@ TOR	1-4		L		3-2-2	8	t-3rd/t-5th	29p	KUEMPER/Harding	*19,283
8	10/17	@ TB	1-3		L		3-3-2	8	4th/t-9th	9	Harding	16,454
9	10/19	@ FLA	1-2		L	SO	3-3-3	9	t-4th/t-9th	25p	Harding	13,081
10	10/22	NSH	2-0	W			4-3-3	11	t-3rd/t-8th	14,29	Harding	17,651
11	10/24	CAR	3-1	W			5-3-3	13	t-3rd/t-8th	22p,11,15p	HARDING/Backstrom	17,668
12	10/26	@ CHI	5-3	W			6-3-3	15	t-2nd/t-6th	11p,21,29,29,14	Backstrom	*21,521
13	10/28	CHI	1-5		L		6-4-3	15	3rd/8th	29	Backstrom	*18,685
14	11/1	MTL	4-3	W			7-4-3	17	4th/9th	14,29,22,29	Harding	*18,207
15	11/3	NJ	4-0	W			8-4-3	19	3rd/7th	64,17,15p,29	Harding	17,571
16	11/5	CGY	5-1	W			9-4-3	21	3rd/7th	9,11p,14,28,11	Harding	17,708
17	11/7	@ WSH	2-3		L	SO	9-4-4	22	t-3rd/t-7th	3p,64	Harding	*18,506
18	11/9	@ CAR	3-2	W		SO	10-4-4	24	t-3rd/t-5th	29,14	Harding	14,704
19	11/13	TOR	2-1	W		SO	11-4-4	26	3rd/6th	11	Backstrom/HARDING	17,897
20	11/15	FLA	3-2	W			12-4-0	28	t-2nd/t-5th	11p,29,3	Harding	*18,102
21	11/17	WPG	2-1	W			13-4-4	30	2nd/5th	9,9	Harding	*18,283
22	11/19	@ MTL	2-6		L		13-5-4	30	t-3rd/t-7th	22,15p	HARDING/Kuemper	*21,273
23	11/20	@ OTT	4-3	W			14-5-4	32	t-1st/t-2nd	29p,25,15,9	Harding	16,642
24	11/23	@ WPG	3-2	W		SO	15-5-4	34	t-3rd/t-5th	22,11s	Backstrom	*15,004
25	11/25	@ STL	0-3		L		15-6-4	34	t-3rd/t-6th		Backstrom	15,832
26	11/27	ARI	1-3		L		15-7-4	34	t-3rd/t-6th	15	Backstrom	*18,265
27	11/29	COL	1-3		L		15-8-4	34	4th/t-7th	15	Harding	*19,081
28	11/30	@ COL	2-3		L	SO	15-9-5	35	4th/7th	24,9	Harding	17,857
29	12/2	PHI	2-0	W			16-9-5	37	4th/7th	29,3	Harding	17,676
30	12/5	CHI	4-3	W			17-9-5	39	3rd/6th	24,11p,25p,6	Harding	*18,852
31	12/6	@ CBJ	0-4		L		17-9-5	39	4th/7th		Backstrom	11,319
32	12/8	SJ	3-1	W			18-9-5	41	t-2nd/t-5th	11,9,11	Harding	*18,411
33	12/11	@ ANA	1-2		L		18-10-5	41	3rd/t-6th	29p	Harding	15,252
34	12/12	@ SJ	1-3		L		18-11-5	41	4th/t-7th	25	Backstrom	*17,562
35	12/14	@ COL	2-1	W		SO	19-11-5	43	t-3rd/t-7th	22	Harding	16,188
36	12/17	VAN	3-2	W		SO	20-11-5	45	t-3rd/t-7th	11p,3	Harding	*18,531
37	12/19	@ PIT	2-5		L		20-12-5	45	4th/8th	29,15	Backstrom	*18,623
38	12/22	@ NYR	1-4		L		20-13-5	45	4th/8th	29	Backstrom	*18,006
39	12/23	@ PHI	1-4		L		20-14-5	45	4th/t-8th	64p	Backstrom	*19,872
40	12/27	@ WPG	4-6	L			20-15-5	45	4th/9th	15,14,19,9p	Backstrom	*15,004
41	12/29	NYI	4-5	L			20-16-5	45	t-4th/t-9th	20,25,22,14	Harding	*18,851
42	12/31	STL	1-2		L		20-17-5	45	5th/10th	20	Harding	*18,919
43	1/2	BUF	4-1	W			21-17-5	47	t-4th/t-9th	6,29,16,21	Backstrom	*18,229
44	1/4	WSH	5-3	W			22-17-5	49	4th/t-8th	22,20p,20p,16p,20	Backstrom	*19,022
45	1/7	@ LA	2-1	W		SO	23-17-5	51	4th/t-8th	22	Kuemper	*18,118
46	1/9	@ ARI	4-1	W			24-17-5	53	4th/8th	14,21,14p,14	Backstrom	10,075
47	1/11	COL	2-4		L		24-18-5	53	4th/8th	3,3	Backstrom	*19,117
48	1/12	@ NSH	4-0	W			25-18-5	55	4th/8th	15,16,24,6	Kuemper	16,221
49	1/14	OTT	0-3		L		25-19-5	55	4th/8th		Kuemper	*18,117
50	1/16	EDM	4-1	W			26-19-5	57	4th/t-7th	29,39,14,16	Kuemper	*18,037
51	1/18	DAL	3-2	W		OT	27-19-5	59	4th/t-7th	56,20,39	Kuemper	*19,192
52	1/21	@ DAL	0-4		L		27-20-5	59	4th/8th		Kuemper	11,191
53	1/23	CHI	2-1	W			28-20-5	61	4th/7th	29,24	Kuemper	*19,226
54	1/25	@ SJ	2-3		L	OT	28-20-6	62	4th/7th	24,2	Kuemper	*17,562
55	1/28	@ ANA	4-2	W			29-20-6	64	4th/7th	29,64p,11,56	Kuemper	15,020
56	1/30	@ COL	4-5		L		29-21-6	64	4th/7th	11p,11,64,29	Kuemper/BACKSTROM	14,697
57	2/1	@ CGY	3-4		L	OT	29-21-7	65	4th/7th	24s,15p,2	Kuemper	*19,289
58	2/4	TB	2-1	W			30-21-7	67	4th/6th	22p,15	Kuemper	*18,454
59	2/6	NSH	3-2	W		OT	31-21-7	69	4th/6th	25,11p,22	Kuemper	*18,766
60	2/27	@ EDM	3-0	W			32-21-7	71	4th/7th	64,19,15	Kuemper	*16,839
61	2/28	@ VAN	2-1	W		SO	33-21-7	73	4th/6th	11p	Kuemper	*18,910
62	3/3	CGY	3-2	W			34-21-7	75	4th/7th	12,46p,11	Kuemper	*18,543
63	3/8	@ DAL	3-4		L		34-22-7	75	4th/7th	56s,3p,21	Kuemper	*19,109
64	3/9	STL	2-3		L	SO	34-22-8	76	4th/7th	29,26	Bryzgalov	*18,909
65	3/11	EDM	3-4		L	SO	34-22-9	77	4th/7th	11p,46,29	Kuemper	*18,650
66	3/13	NYR	2-1	W			35-22-9	79	4th/7th	22,11	Kuemper	*18,885
67	3/15	CBJ	1-2		L	SO	35-22-10	80	4th/7th	29	Kuemper	*19,042
68	3/17	@ BOS	1-4		L		35-23-10	80	4th/7th	29	Kuemper	*17,565
69	3/18	@ NYI	6-0	W			36-23-10	82	4th/t-6th	26,46,64,4,14,26p	Bryzgalov	*14,888
70	3/20	@ NJ	3-4		L	OT	36-23-11	83	4th/7th	20p,64,24	Bryzgalov	14,772
71	3/22	DET	2-3		L		36-24-11	83	4th/7th	9p,3	Kuemper	*19,176
72	3/23	@ DET	4-3	W		OT	37-24-11	85	4th/7th	29p,3,11,26	Bryzgalov	*20,066
73	3/26	VAN	2-5		L		37-25-11	85	4th/7th	3,22	Kuemper	*19,014
74	3/27	@ STL	1-5		L		37-26-11	85	4th/7th	11	Kuemper	*19,646
75	3/29	@ ARI	3-1	W			38-26-11	87	4th/7th	11,46,11	Bryzgalov	16,691
76	3/31	@ LA	3-2	W			39-26-11	89	4th/7th	11p,26,9	Bryzgalov	*18,118
77	4/3	@ CHI	2-3		L	SO	39-26-12	90	4th/7th	3,5,6	Bryzgalov	*21,791
78	4/5	PIT	4-0	W			40-26-12	92	4th/7th	56,9,19,8	Bryzgalov	*19,409
79	4/7	@ WPG	1-0	W			41-26-12	94	4th/7th	3	Bryzgalov	*15,004
80	4/8	BOS	4-3	W		SO	42-26-12	96	4th/7th	29p,29,20	Bryzgalov	*18,893
81	4/10	STL	4-2	W			43-26-12	98	4th/7th	22,21s,26,21	Curry	*18,664
82	4/13	NSH	3-7		L		43-27-12	98	4th/7th	56,29,11p	BRYZGALOV/Curry	*18,658



2012-13 MINNESOTA WILD



#	POS	PLAYER	GP	TOI/G	G	A	PTS	+/-	PIM	PP	SH	GW	SOG	SH%
11	L	ZACH PARISE	48	20:40	18	20	38	2	16	7	4	3	182	9.9
9	C	MIKKO KOIVU	48	21:05	11	26	37	2	26	0	3	3	127	8.7
20	D	RYAN SUTER	48	27:16	4	28	32	2	24	3	1	0	91	4.4
7	C	MATT CULLEN	42	15:53	7	20	27	9	10	0	0	3	79	8.9
10	R	DEVIN SETOGUCHI	48	14:26	13	14	27	5	20	5	3	0	97	13.4
15	R	DANY HEATLEY	36	18:32	11	10	21	-12	8	3	1	0	83	13.3
96	L	PIERRE-MARC BOUCHARD	43	13:56	8	12	20	3	8	0	2	0	71	11.3
46	D	JARED SPURGEON	39	21:32	5	10	15	1	4	4	2	0	67	7.5
63	R	CHARLIE COYLE*	37	15:03	8	6	14	3	28	1	2	0	50	16.0
77	D	TOM GILBERT	43	19:19	3	10	13	-11	18	1	0	0	36	8.3
21	C	KYLE BRODZIAK	48	17:21	8	4	12	-18	20	1	1	0	88	9.1
25	D	JONAS BRODIN*	45	23:12	2	9	11	3	10	1	0	0	51	3.9
22	R	CAL CLUTTERBUCK	42	13:44	4	6	10	-5	27	0	1	0	87	4.6
4	D	CLAYTON STONER	48	18:12	0	10	10	0	42	0	0	0	40	0.0
29	R	JASON POMINVILLE	10	20:10	4	5	9	0	0	1	1	0	24	16.7
64	C	MIKAEL GRANLUND*	27	13:10	2	6	8	-4	6	0	0	0	36	5.6
17	L	TORREY MITCHELL	45	10:26	4	4	8	-8	21	0	1	0	39	10.3
16	L	JASON ZUCKER*	20	11:15	4	1	5	4	8	0	0	0	34	11.8
27	L	MIKE RUPP	32	8:21	1	3	4	1	67	0	0	0	27	3.7
44	D	JUSTIN FALK	36	13:12	0	3	3	-9	40	0	0	0	27	0.0
5	D	BRETT CLARK	8	14:04	0	1	1	-9	0	0	0	0	6	0.0
6	D	MARCO SCANDELLA	6	14:25	1	0	1	-1	4	0	0	0	7	14.3
18	C	JAKE DOWELL	2	8:32	0	0	0	0	0	0	0	0	3	0.0
28	C	ZENON KONOPKA	37	8:26	0	0	0	-4	117	0	0	0	18	0.0
47	L	JOHAN LARSSON*	1	14:02	0	0	0	0	0	0	0	0	2	0.0
14	C	DARROLL POWE	8		0	0	0	1	9	0	0	0	5	0.0
39	D	NATE PROSSER	17	11:15	0	0	0	4	4	0	0	0	5	0.0

#	GOALTENDER	GP	W	L	OT	SA	GA	GAA	SV	SV%	SO	A	PIM	MIN
32	NIKLAS BACKSTROM	42	24	15	3	1072	98	2.48	974	0.909	2	2	2	2,368
35	DARCY KUEMPER*	6	1	2	0	119	10	2.08	109	0.916	0	0	0	288
37	JOSH HARDING	5	1	1	0	73	10	3.24	63	0.863	1	0	0	185
31	MATT HACKETT*	1	0	1	0	33	5	5.08	28	0.848	0	0	0	59

* Rookie

2012-13 GAME-BY-GAME



GAME	DATE	OPPONENT	RESULT	W	L	OT	RECORD	PTS	DIVISION/ CONF. RANK	WILD GOALS (BY #)	WILD GOALTENDERS	ATT.
1	1/19	COL	4-2	W			1-0-0	2	1st/t-1st	15p,64,15p,96	Backstrom	*19,298
2	1/20	DAL	1-0	W			2-0-0	4	1st/t-1st	11	Harding	*18,296
3	1/22	NSH	1-3	L			2-1-0	4	1st/t-2nd	15	Backstrom	17,540
4	1/25	@ DET	3-5	L			2-2-0	4	t-3rd/t-6th	11p,77,11	Harding	*20,066
5	1/27	@ STL	4-5	L	OT		2-2-1	5	t-1st/t-3rd	11p,11p,9,15	Backstrom	18,265
6	1/29	CBJ	3-2	W			3-2-1	7	1st/3rd	9,77,96	Backstrom	17,584
7	1/30	CHI	3-2	W	SO		4-2-1	9	1st/3rd	7,22	Harding/BACKSTROM	*18,550
8	2/1	@ ANA	1-3	L			4-3-1	9	t-2nd/t-5th	6	Backstrom	13,007
9	2/4	@ ARI	1-2	L			4-4-1	9	t-3rd/t-8th	11	Backstrom	9,508
10	2/7	VAN	1-4	L			4-5-1	9	3rd/11th	77p	BACKSTROM/Harding	*18,352
11	2/9	NSH	2-1	W	OT		5-5-1	11	t-2nd/t-10th	22,10p	Backstrom	*18,806
12	2/11	@ CGY	2-1	W	SO		6-5-1	13	t-2nd/t-8th	21	Backstrom	*19,289
13	2/12	@ VAN	1-2	L			6-6-1	13	t-2nd/t-9th	10p	Kuemper	*18,910
14	2/14	COL	3-4	L	SO		6-6-2	14	2nd/t-9th	11,27,9	Backstrom	*18,822
15	2/17	DET	3-2	W			7-6-2	16	2nd/8th	15,16,17	Kuemper	*19,117
16	2/21	@ EDM	3-1	W			8-6-2	18	2nd/77th	7,10,7	Backstrom	*16,839
17	2/23	@ CGY	1-3	L			8-7-2	18	2nd/t-10th	63	Backstrom	*19,289
18	2/26	CGY	2-1	W	OT		9-7-2	20	2nd/t-10th	16,11p	Backstrom	*18,703
19	2/28	@ ARI	4-3	W			10-7-2	22	2nd/t-6th	16,15,15,46p	Backstrom	11,547
20	3/1	@ ANA	2-3	L			10-8-2	22	2nd/t-7th	21,10	Kuemper	15,264
21	3/3	EDM	4-2	W			11-8-2	24	2nd/t-4th	46,9,63,15p	Backstrom	*18,675
22	3/5	@ CHI	3-5	L			11-9-2	24	2nd/t-8th	10,20p,21	BACKSTROM/Kuemper	*21,836
23	3/9	@ NSH	2-1	W	SO		12-9-2	26	2nd/t-9th	11p	Backstrom	*17,113
24	3/10	VAN	4-2	W			13-9-2	28	t-1st/t-3rd	11,16,46p,11	Backstrom	*18,846
25	3/12	ANA	1-2	L			13-10-2	28	3rd/t-8th	10p	Backstrom	*18,808
26	3/14	COL	5-3	W			14-10-2	30	2nd/5th	17,10,25,9,9	Backstrom	*18,989
27	3/16	@ COL	6-4	W			15-10-2	32	t-1st/t-3rd	20p,10,22,21,96,10	Backstrom	17,708
28	3/18	@ VAN	3-1	W			16-10-2	34	1st/3rd	25p,63,7	Backstrom	*18,910
29	3/20	@ DET	4-2	W			17-10-2	36	1st/3rd	10,21p,9,10p	Backstrom	*20,066
30	3/23	SJS	2-0	W			18-10-2	38	t-1st/t-3rd	11,46p	Backstrom	*19,358
31	3/25	@ DAL	7-4	W			19-10-2	40	t-1st/t-3rd	11,9,11,7,21s,15,96	Backstrom	16,167
32	3/27	ARI	4-3	W	OT		20-10-2	42	t-1st/t-3rd	17,7,20,9	Backstrom	*19,076
33	3/29	@ DAL	3-5	L			20-11-2	42	2nd/4th	10,46p,17	Hackett	17,376
34	3/30	LA	4-3	W	SO		21-11-2	44	t-1st/t-3rd	7,63,11p	Backstrom	*19,223
35	4/1	STL	1-4	L			21-12-2	44	t-1st/t-3rd	15	Backstrom	*18,786
36	4/3	@ SJS	2-4	L			21-13-2	44	t-1st/t-3rd	63,15	Backstrom	*17,562
37	4/4	@ LA	0-3	L			21-14-2	44	2nd/t-5th		BACKSTROM/Kuemper	*18,118
38	4/7	@ CBJ	3-0	W			22-14-2	46	2nd/6th	20p,63p,29	Backstrom	15,909
39	4/9	CHI	0-1	L			22-15-2	46	2nd/t-6th		Backstrom	*19,158
40	4/11	STL	0-2	L			22-16-2	46	2nd/7th		Backstrom	*18,947
41	4/13	CBJ	2-3		SO		22-16-3	47	2nd/7th	96,29p	Backstrom	*19,187
42	4/15	@ CGY	4-3	W			23-16-3	49	2nd/6th	9,29,96,29	Backstrom	*19,289
43	4/16	@ EDM	5-3	W			24-16-3	51	2nd/6th	21,63,64,11p,21	Backstrom	*16,839
44	4/18	@ SJS	1-6	L			24-17-3	51	2nd/7th	96	BACKSTROM/Kuemper	*17,562
45	4/21	CGY	1-4	L			24-18-3	51	2nd/t-7th	11	Backstrom	*19,039
46	4/23	LA	2-1	W			25-18-3	53	2nd/7th	63, 22	Backstrom	*18,825
47	4/26	EDM	1-6	L			25-19-3	53	2nd/t-8th	9	BACKSTROM/Harding	*18,575
48	4/27	@ COL	3-1	W			26-19-3	55	2nd/8th	11, 10p, 96	Backstrom	*17,731

ALL CAPS indicates decision, * indicates sell out, p-power-play goal, s-short-handed goal, ps-penalty shot



2011-12 MINNESOTA WILD



#	POS	PLAYER	GP	TOI/G	G	A	PTS	+/-	PIM	PP	SH	GW	SOG	SH%
15	L	DANY HEATLEY	82	20:56	24	29	53	2	28	8	0	3	238	10.1
9	C	MIKKO KOIVU	55	21:21	12	32	44	10	28	2	1	2	129	9.3
21	C	KYLE BRODZIAK	82	19:03	22	22	44	-15	66	5	0	0	160	13.8
10	R	DEVIN SETOGUCHI	69	17:35	19	17	36	-17	28	7	0	2	174	10.9
7	C	MATT CULLEN	73	18:56	14	21	35	-10	24	4	0	0	164	8.5
22	R	CAL CLUTTERBUCK	74	16:21	15	12	27	-4	103	3	4	2	161	9.3
25	R	NICK JOHNSON*	77	14:26	8	18	26	-6	45	0	0	1	146	5.5
46	D	JARED SPURGEON	70	21:35	3	20	23	-4	6	2	0	1	92	3.3
96	C	PIERRE-MARC BOUCHARD	37	16:19	9	13	22	-1	18	2	0	3	84	10.7
14	C	DARROLL POWE	82	13:59	6	7	13	-20	57	0	0	1	109	5.5
6	D	MARCO SCANDELLA*	63	21:46	3	9	12	-22	19	1	0	1	77	3.9
39	D	NATE PROSSER	51	19:14	1	11	12	-17	57	0	0	0	32	3.1
48	L	GUILLAUME LATENDRESSE	16	15:11	5	4	9	6	20	1	0	1	36	13.9
44	D	JUSTIN FALK	47	19:26	1	8	9	-13	54	1	0	0	46	2.2
26	C	ERIK CHRISTENSEN	29	10:24	6	1	7	-13	6	2	0	1	34	17.6
43	C	WARREN PETERS	58	10:35	1	4	5	-15	54	0	0	0	54	1.9
77	D	TOM GILBERT	20	24:03	0	5	5	-5	8	0	0	0	22	0.0
4	D	CLAYTON STONER	51	17:35	1	4	5	3	62	0	0	0	47	2.1
38	D	STEVEN KAMPPER	13	14:56	2	1	3	-7	2	0	0	0	12	16.7
45	R	CARSON MCMILLAN*	11	11:03	1	2	3	1	11	0	0	1	8	12.5
19	R	BRETT BULMER*	9	11:01	0	3	3	1	6	0	0	0	7	0.0
2	D	MIKE LUNDIN	17	20:12	0	2	2	-1	4	0	0	0	9	0.0
23	L	JEFF TAFFE	5	12:54	0	2	2	2	0	0	0	0	7	0.0
36	C	CHAD RAU*	9	10:53	2	0	2	-1	0	0	0	2	7	28.6
34	C	DAVID MCINTYRE*	7	10:54	1	1	2	-1	2	0	0	0	6	16.7
19	L	STEPHANE VEILLEUX	21	9:48	0	2	2	-2	15	0	0	0	16	0.0
41	R	JED ORTMEYER	35	9:43	1	1	2	-8	14	0	0	1	41	2.4
28	L	MATT KASSIAN*	24	5:32	2	0	2	-2	55	0	0	0	13	15.4
16	L	JASON ZUCKER*	6	11:01	0	2	2	-2	2	0	0	0	10	0.0
27	C	CODY ALMOND	10	10:12	1	0	1	-5	15	0	0	0	7	14.3
79	C	JAROD PALMER*	6	13:20	1	0	1	-2	4	0	0	0	14	7.1
47	D	CHAY GENOWAY*	1	18:16	0	1	1	0	0	0	0	0	1	0.0
29	R	JON DISALVATORE	1	14:27	0	0	0	0	2	0	0	0	2	0.0
59	D	KRIS FREDHEIM*	3	11:58	0	0	0	-2	2	0	0	0	0	0.0
17	R	NICK PALMIERI	9	10:35	0	0	0	-3	2	0	0	0	13	0.0
65	D	TYLER CUMA*	1	11:09	0	0	0	0	2	0	0	0	0	0.0
72	L	KRISTOPHER FOUCAULT*	1	8:50	0	0	0	0	0	0	0	0	0	0.0
20	D	KURTIS FOSTER	14	15:53	0	0	0	1	4	0	0	0	15	0.0
16	RW	BRAD STAUBITZ	43	6:30	0	0	0	-7	73	0	0	0	17	0.0
#	GOALTENDER	GP	W	L	OT	SA	GA	GAA	SV	SV%	SO	A	PIM	MIN
32	NIKLAS BACKSTROM	46	19	18	7	1299	105	2.43	1194	.919	4	2	2	2,589
37	JOSH HARDING	34	13	12	4	981	81	2.62	900	.917	2	0	0	1,854
31	MATT HACKETT*	12	3	6	0	282	22	2.37	260	.922	0	0	0	555

* Rookie



2011-12 GAME-BY-GAME

GAME	DATE	OPPONENT	RESULT	W	L	OT	RECORD	PTS	DIVISION/ CONF. RANK	WILD GOALS (BY #)	WILD GOALTENDERS	ATT.
1	10/08	CBJ	4-2 W				1-0-0	2	3rd/12th	7,6p,15p,10	Backstrom	*19,040
2	10/10	@ NYI	1-2 L				1-1-0	2	t-2nd/t-5th	7	Backstrom	11,278
3	10/11	@ OTT	3-4 L SO				1-1-1	3	t-1st/5th	21,10p,25	Backstrom	*19,455
4	10/13	EDM	2-1 W SO				2-1-1	5	2nd/4th	7	Backstrom	15,878
5	10/15	DET	2-3 L OT				2-1-2	6	2nd/4th	5,22	Harding	17,104
6	10/18	PIT	2-4 L				2-2-2	6	2nd/7th	22s,48	Backstrom	17,297
7	10/20	@ EDM	2-1 W SO				3-2-2	8	2nd/t-5th	15	Backstrom	*16,839
8	10/22	@ VAN	2-3 L OT				3-2-3	9	t-2nd/t-6th	10,21	Backstrom	*18,860
9	10/27	ANA	2-3 L				3-3-3	9	t-3rd/t-10th	46p,7p	Backstrom	15,723
10	10/29	DET	1-0 W				4-3-3	11	t-3rd/t-8th	15	Harding	17,233
11	11/01	@ DET	2-1 W OT				5-3-3	13	t-3rd/6th	9,10p	Harding	*20,066
12	11/03	VAN	5-1 W				6-3-3	15	2nd/4th	48,96,6,7,7	Harding	16,534
13	11/05	STL	2-1 W				7-3-3	17	2nd/4th	15,48	Harding	16,917
14	11/08	@ CGY	3-0 W				8-3-3	19	2nd/t-3rd	14,15p,48	Backstrom	*19,289
15	11/10	@ SJS	1-3 L				8-4-3	19	2nd/t-4th	21	Backstrom	*17,562
16	11/12	@ LAK	2-5 L				8-5-3	19	2nd/t-4th	22p,14	HARDING/Backstrom	*18,118
17	11/13	@ ANA	3-2 W				9-5-3	21	1st/3rd	21,7,46	Backstrom	13,803
18	11/15	@ CBJ	4-2 W				10-5-3	23	1st/2nd	7p,25,22,10	Backstrom	10,833
19	11/17	COL	1-0 W				11-5-3	25	1st/2nd	10	Backstrom	16,779
20	11/19	STL	3-2 W SO				12-5-3	27	1st/1st	9s,9p	Harding	17,259
21	11/23	NSH	3-2 W				13-5-3	29	1st/1st	15,21p,22s	Harding	16,981
22	11/25	EDM	2-5 L				13-6-3	29	1st/t-1st	10p,96	Harding	*18,092
23	11/27	CGY	2-5 L				13-7-3	29	1st/2nd	22p,25	BACKSTROM/Harding	16,864
24	11/28	TBL	3-1 W				14-7-3	31	1st/1st	22s,96,9	Backstrom	16,628
25	11/30	@ EDM	3-2 W SO				15-7-3	33	1st/1st	10,21p	Backstrom	*16,839
26	12/02	NJD	4-2 W				16-7-3	35	1st/1st	15,21,17,21	BACKSTROM/Harding	17,002
27	12/04	@ ANA	5-3 W				17-7-3	37	1st/1st	15p,17,96,25,22s	Harding	14,310
28	12/06	@ SJS	2-1 W				18-7-3	39	1st/1st	9,96p	HARDING/Hackett	*17,562
29	12/08	@ LAK	4-2 W				19-7-3	41	1st/1st	9,14,6,27	Hackett	*18,118
30	12/10	@ ARI	4-1 W				20-7-3	43	1st/1st	21p,9,21p,15p	Backstrom	10,976
31	12/13	@ WPG	1-2 L				20-8-3	43	1st/1st	48p	Backstrom	*15,004
32	12/14	CHI	3-4 L SO				20-8-4	44	1st/1st	21,7,9	Backstrom	*19,254
33	12/17	NYI	1-2 L SO				20-8-5	45	1st/1st	22	Backstrom	*18,209
34	12/19	@ VAN	0-4 L				20-9-5	45	1st/2nd		Backstrom	*18,890
35	12/20	@ CGY	1-2 L				20-10-5	45	1st/2nd	96	Harding	*19,289
36	12/22	@ EDM	1-4 L				20-11-5	45	1st/2nd	15	Backstrom	*16,839
37	12/26	COL	2-4 L				20-12-5	45	2nd/t-5th	96p,22	Backstrom	*19,290
38	12/28	@ NSH	1-2 L SO				20-12-6	46	2nd/t-5th	15	Harding	*17,113
39	12/29	EDM	4-3 W				21-12-6	48	2nd/4th	9,79,96,15	Backstrom	*19,194
40	12/31	ARI	2-4 L				21-13-6	48	2nd/5th	96,7	Backstrom	*19,297
41	1/04	@ VAN	0-3 L				21-14-6	48	2nd/6th		Harding	*18,890
42	1/07	@ CGY	1-3 L				21-15-6	48	2nd/t-6th	15	Backstrom	*19,289
43	1/10	SJS	5-4 W SO				22-15-6	50	2nd/t-6th	22,43,25,7	Harding	*18,986
44	1/12	@ CHI	2-5 L				22-16-6	50	2nd/t-7th	10,21	HARDING/Hackett	*21,490
45	1/14	@ STL	2-3 L SO				22-16-7	51	2nd/8th	34,46p	Harding	*19,150
46	1/17	@ PHI	1-5 L				22-17-7	51	2nd/8th	14	Harding	*19,787
47	1/19	@ TOR	1-4 L				22-18-7	51	3rd/9th	25	Backstrom	*19,421
48	1/21	DAL	5-2 W				23-18-7	53	3rd/9th	10p,22,36,21,15	Harding	*19,213
49	1/24	@ COL	3-2 W				24-18-7	55	2nd/8th	44p,15,45	Backstrom	16,291
50	1/31	NSH	4-5 L				24-19-7	55	2nd/8th	15,15p,22,21	Harding	17,325
51	2/02	@ COL	1-0 W				25-19-7	57	2nd/8th	5	Backstrom	14,186
52	2/04	@ DAL	1-2 L SO				25-19-8	58	2nd/8th	21	Backstrom	*18,532
53	2/07	@ CBJ	1-3 L				25-20-8	58	2nd/t-8th	39	Backstrom	11,237
54	2/09	VAN	2-5 L				25-21-8	58	t-2nd/t-9th	15,10p	Backstrom	17,859
55	2/11	CBJ	1-3 L				25-22-8	58	4th/12th	10	Backstrom	*18,958
56	2/14	ANA	1-2 L				25-23-8	58	4th/12th	15p	Harding	17,552
57	2/16	WPG	3-4 L SO				25-23-9	59	4th/12th	10,10p,9	Backstrom	*19,060
58	2/18	@ STL	0-4 L				25-24-9	59	4th/12th		Harding	*19,150
59	2/19	BOS	2-0 W				26-24-9	61	4th/12th	36,7p	Backstrom	*19,198
60	2/23	@ FLA	3-2 W SO				27-24-9	63	4th/12th	21,7p	Backstrom	13,892
61	2/24	@ DAL	1-4 L				27-25-9	63	4th/12th	10p	BACKSTROM/Hackett	13,144
62	2/26	SJS	4-3 W				28-25-9	65	4th/12th	22,55p,7,41	Backstrom	17,401
63	2/28	LAK	0-4 L				28-26-9	65	4th/12th		Backstrom	17,317
64	3/01	@ MTL	4-5 L SO				28-26-10	66	4th/12th	28,28,15,10	BACKSTROM/Harding	*21,273
65	3/02	@ DET	0-6 L				28-27-10	66	4th/t-12th		HARDING/Hackett	*20,066
66	3/04	COL	0-2 L				28-28-10	66	4th/t-12th		Hackett	17,354
67	3/06	@ COL	1-7 L				28-29-10	66	4th/13th	10	HACKETT/Harding	13,385
68	3/08	@ ARI	3-2 W SO				29-29-10	68	4th/13th	21,38	HARDING/Hackett	11,716
69	3/11	CGY	3-4 L				29-30-10	68	4th/t-12th	26,26,10	Hackett	17,119
70	3/13	DAL	0-1 L				29-31-10	68	4th/13th		Hackett	17,326
71	3/17	CAR	3-5 L				29-32-10	68	4th/13th	21,25,26p	Hackett	*18,394
72	3/19	VAN	2-0 W				30-32-10	70	4th/13th	26p,21	Harding	17,188
73	3/22	CGY	3-2 W SO				31-32-10	72	4th/13th	15p,14	Harding	17,002
74	3/24	@ BUF	1-3 L				31-33-10	72	4th/13th	38	Harding	*18,690
75	3/25	@ WSH	0-3 L				31-34-10	72	4th/13th		Hackett	*18,506
76	3/27	NYR	2-3 L				31-35-10	72	4th/13th	21p,9p	Harding	17,880
77	3/29	FLA	3-2 W OT				32-35-10	74	4th/13th	21,26,9	Backstrom	16,952
78	3/31	LAK	4-3 W SO				33-35-10	76	4th/13th	14,25,26	Backstrom	*18,209
79	4/01	@ CHI	5-4 W SO				34-35-10	78	4th/12th	10,15p,4,21	Harding	*21,576
80	4/03	@ NSH	1-2 L SO				34-35-11	79	4th/12th	15	Backstrom	*17,113
81	4/05	CHI	2-1 W SO				35-35-11	81	4th/12th	22p	Harding	*18,643
82	4/07	ARI	1-4 L				35-36-11	81	4th/12th	15	Backstrom	*18,864



2010-11 MINNESOTA WILD



#	POS	PLAYER	GP	TOI/G	G	A	PTS	+/-	PIM	PP	SH	GW	SOG	SH%
24	RW	MARTIN HAVLAT	78	18:21	22	40	62	-10	52	3	0	4	229	9.6
9	C	MIKKO KOIVU	71	19:29	17	45	62	4	50	7	1	3	191	8.9
15	LW	ANDREW BRUNETTE	82	16:47	18	28	46	-7	16	8	0	3	117	15.4
8	D	BRENT BURNS	80	25:02	17	29	46	-10	98	8	0	3	170	10.0
7	C	MATT CULLEN	78	18:01	12	27	39	-14	34	5	4	2	150	8.0
96	C	PIERRE-MARC BOUCHARD	59	15:42	12	26	38	-3	14	0	0	2	98	12.2
21	C	KYLE BRODZIAK	80	15:46	16	21	37	-4	56	2	1	1	126	12.7
20	RW	ANTTI MIETTINEN	73	17:01	16	19	35	-3	38	8	0	4	168	9.5
22	RW	CAL CLUTTERBUCK	76	15:50	19	15	34	-5	79	4	0	3	191	9.9
11	C	JOHN MADDEN	76	15:20	12	13	25	-9	10	1	1	4	107	11.2
3	D	MAREK ZIDLICKY	46	21:46	7	17	24	-6	30	3	0	0	53	13.2
55	D	NICK SCHULTZ	74	20:13	3	14	17	-4	38	0	0	0	46	6.5
12	RW	CHUCK KOBASEW	63	11:50	9	7	16	-6	19	0	0	1	74	12.2
23	LW	ERIC NYSTROM	82	13:18	4	8	12	-16	30	1	0	0	83	4.8
46	D	JARED SPURGEON*	53	15:04	4	8	12	-1	2	2	0	1	38	10.5
16	RW	BRAD STAUBITZ	71	6:30	4	5	9	-5	173	0	0	1	29	13.8
4	D	CLAYTON STONER*	57	16:51	2	7	9	5	96	0	0	1	40	5.0
19	C	PATRICK O'SULLIVAN	21	13:46	1	6	7	-1	2	0	0	0	37	2.7
5	D	GREG ZANON	82	21:32	0	7	7	-5	48	0	0	0	55	0.0
48	LW	GUILLAUME LATENDRESSE	11	12:42	3	3	6	2	8	1	0	1	18	16.7
25	D	CAM BARKER	52	16:24	1	4	5	-10	34	0	0	1	44	2.3
41	D	JUSTIN FALK*	22	14:09	0	3	3	-4	6	0	0	0	7	0.0
45	RW	CARSON MCMILLAN*	4	9:20	1	1	2	1	0	0	0	0	5	20.0
17	C	CASEY WELLMAN*	15	10:38	1	1	2	-1	4	0	0	1	20	5.0
6	D	MARCO SCANDELLA*	20	14:58	0	2	2	-9	2	0	0	0	13	0.0
18	LW	COLTON GILLIES	7	10:22	1	0	1	-2	2	0	0	0	3	33.3
43	C	WARREN PETERS	11	8:42	1	0	1	-2	4	0	0	0	11	9.1
34	D	MAXIM NOREAU*	5	14:17	0	0	0	-1	0	0	0	0	8	0.0
27	C	CODY ALMOND*	8	7:01	0	0	0	0	2	0	0	0	3	0.0
28	LW	MATT KASSIAN*	4	5:29	0	0	0	-1	12	0	0	0	1	0.0
38	LW	ROBBIE EARL	6	8:45	0	0	0	-3	0	0	0	0	6	0.0
42	D	DREW BAGNALL	2	13:00	0	0	0	-2	4	0	0	0	1	0.0
29	RW	JED ORTMAYER	4	9:23	0	0	0	-1	2	0	0	0	5	0.0
39	D	NATE PROSSER*	2	14:48	0	0	0	0	0	0	0	0	1	0.0
#	GOALTENDER	GP	W	L	OT	SA	GA	GAA	SV	SV%	SO	A	PIM	MIN
32	NIKLAS BACKSTROM	51	22	23	5	1566	132	2.66	1434	0.916	3	1	2	2,977
60	JOSE THEODORE	32	15	11	3	963	81	2.71	882	0.916	1	0	2	1,792
35	ANTON KHUDOBIN*	4	2	1	0	86	5	1.59	81	0.942	1	0	0	188

* Rookie

2010-11 GAME-BY-GAME



GAME	DATE	OPPONENT	RESULT	W	L	OT	RECORD	PTS	DIVISION/ CONF. RANK	WILD GOALS (BY #)	WILD GOALTENDERS	ATT.
1	10/7	CAR+	3-4		L		0-1-0	0	t-3rd/t-4th	47,7p,8p	Backstrom	12,355
2	10/8	@ CAR+	1-2		L	OT	0-1-1	1	3rd/t-6th	15p	Backstrom	*13,465
3	10/14	EDM	4-2	W			1-1-1	3	t-1st/t-8th	20p,9p,9p,7p	Backstrom	*18,449
4	10/16	CBJ	2-3		L		1-2-1	3	t-2nd/t-11th	8p,22	Backstrom	17,336
5	10/19	VAN	6-2	W			2-2-1	5	t-3rd/t-9th	3p,48,22p,11,15,7p	Backstrom	16,806
6	10/21	@ EDM	4-2	W			3-2-1	7	2nd/t-7th	21,21,48p,8	Backstrom	*16,839
7	10/22	@ VAN	1-5		L		3-3-1	7	4th/t-10th	20	Theodore	*18,860
8	10/25	LA	2-3		L	SO	3-3-2	8	t-2nd/t-9th	11,55	Backstrom	17,094
9	10/28	WSH	2-1	W			4-3-2	10	t-3rd/t-9th	12,9p	Backstrom	17,352
10	10/30	CHI	1-3		L		4-4-2	10	t-3rd/t-11th	3	Backstrom	*18,376
11	11/2	SJ	1-0	W			5-4-2	12	t-3rd/t-9th	15p	Backstrom	16,502
12	11/5	CGY	2-1	W			6-4-2	14	2nd/8th	22,24	Backstrom	17,124
13	11/6	@ CBJ	3-2	W			7-4-2	16	2nd/t-6th	8p,8p,22	Theodore	13,457
14	11/11	@ ATL	1-5		L		7-5-2	16	2nd/t-8th	20p	Backstrom	10,055
15	11/12	@ FLA	1-2		L		7-6-2	16	3rd/t-10th	22p	Theodore	15,043
16	11/14	@ TB	4-1	W			8-6-2	18	2nd/t-8th	22p,11,20p,23	Backstrom	14,868
17	11/17	ANA	2-1	W		OT	9-6-2	20	3rd/t-10th	24,20	Backstrom	16,890
18	11/19	@ DET	4-3	W		OT	10-6-2	22	3rd/t-8th	8,22,9,11	Theodore	*20,066
19	11/20	NYR	2-5		L		10-7-2	22	3rd/10th	7s,24	Backstrom	*18,695
20	11/24	PHI	1-6		L		10-8-2	22	3rd/t-12th	19	Theodore	16,516
21	11/26	NSH	5-2	W			11-8-2	24	3rd/t-10th	3,15,24,55,24	Theodore	17,814
22	11/27	@ COL	4-7		L		11-9-2	24	3rd/12th	20,7p,21,21	Backstrom	*18,007
23	11/29	@ CGY	0-3		L		11-10-2	24	3rd/12th		Theodore	*19,289
24	12/1	ARI	2-4		L		11-11-2	24	3rd/13th	7,9	Theodore	17,101
25	12/3	CGY	2-3		L	SO	11-11-3	25	3rd/13th	96,24	Backstrom	17,130
26	12/4	@ DAL	3-4		L	OT	11-11-4	26	3rd/13th	20,12,24	Theodore	14,344
27	12/9	@ ARI	3-2	W			12-11-4	28	3rd/13th	15,8,15p	Backstrom	7,749
28	12/11	@ LA	3-2	W		OT	13-11-4	30	3rd/13th	9s,22,8p	Theodore	*18,118
29	12/12	@ ANA	2-6		L		13-12-4	30	3rd/13th	8,3p	Backstrom	14,338
30	12/16	OTT	1-3		L		13-13-4	30	4th/14th	21	Theodore	17,366
31	12/18	@ CGY	3-1	W			14-13-4	32	3rd/13th	20p,9,12	Backstrom	*19,289
32	12/20	CGY	4-1	W			15-13-4	34	3rd/13th	21,24p,11p,22	Backstrom	*18,315
33	12/23	@ COL	3-1	W			16-13-4	36	3rd/13th	7s,7,15p	Theodore	16,323
34	12/26	DET	1-4		L		16-14-4	36	3rd/13th	8p	Backstrom	*19,227
35	12/27	@ CBJ	3-4		L	SO	16-14-5	37	3rd/13th	12,9,22	Theodore	14,454
36	12/29	SJ	5-3	W			17-14-5	39	3rd/t-12th	21p,9,12,8,21	Backstrom	*19,131
37	12/31	NSH	1-4		L		17-15-5	39	3rd/13th	12	Backstrom	*18,285
38	1/2	ARI	6-5	W		OT	18-15-5	41	3rd/13th	15,15p,55,8,9p,25	Theodore	17,240
39	1/4	@ NJ	2-1	W			19-15-5	43	3rd/t-12th	22,4	Theodore	13,257
40	1/6	@ BOS	3-1	W			20-15-5	45	3rd/t-10th	24p,22,9	Theodore	*17,565
41	1/8	@ PIT	4-0	W			21-15-5	47	3rd/t-7th	12,24,22,21	Theodore	*18,263
42	1/9	DAL	0-4		L		21-16-5	47	3rd/t-8th		Theodore	*18,082
43	1/11	@ NSH	1-5		L		21-17-5	47	3rd/t-9th	9	THEODORE/Khudobin	15,311
44	1/14	COL	1-4		L		21-18-5	47	3rd/t-10th	15	Khudobin	*18,218
45	1/16	VAN	4-0	W			22-18-5	49	3rd/t-9th	15p,24,7s,11	Khudobin	*18,458
46	1/18	@ EDM	4-1	W			23-18-5	51	3rd/t-9th	7,8,9p,15p	Khudobin	*16,839
47	1/19	@ CGY	6-0	W			24-18-5	53	3rd/9th	24,9p,11,22,12,24	Backstrom	*19,289
48	1/22	@ SJ	3-4		L		24-19-5	53	3rd/10th	9p,9p,8	Backstrom	*17,562
49	1/25	@ CHI	4-2	W			25-19-5	55	3rd/t-9th	24,12,20,9p	Backstrom	*21,247
50	2/1	LA	1-0	W		SO	26-19-5	57	2nd/9th		Backstrom	17,504
51	2/3	@ COL	4-3	W			27-19-5	59	2nd/t-7th	21,15,15,9p	Theodore	13,818
52	2/5	@ ARI	0-1		L		27-20-5	59	t-2nd/t-9th		Backstrom	14,587
53	2/9	COL	3-2	W			28-20-5	61	3rd/9th	20p,24,11	Backstrom	*18,194
54	2/11	@ STL	5-4	W		SO	29-20-5	63	3rd/9th	15,22,22,24	Theodore	*19,150
55	2/12	STL	3-1	W			30-20-5	65	2nd/8th	22,20p,21	Backstrom	*19,322
56	2/15	VAN	1-4		L		30-21-5	65	3rd/t-9th	22p	Backstrom	*18,106
57	2/16	@ CHI	1-3		L		30-22-5	65	3rd/10th	7p	Theodore	*21,535
58	2/18	ANA	5-1	W			31-22-5	67	3rd/10th	9,7s,23p,21,24p	Backstrom	*18,967
59	2/20	DET	1-2		L	SO	31-22-6	68	3rd/t-7th	24	Backstrom	*18,912
60	2/22	EDM	4-1	W			32-22-6	70	t-2nd/t-5th	24,21,46p,9p	Backstrom	17,321
61	2/24	@ LA	2-4		L		32-23-6	70	t-2nd/t-6th	23,8p	Backstrom	*18,118
62	2/25	@ ANA	3-2	W		OT	33-23-6	72	2nd/t-5th	11,4,9p	Theodore	13,617
63	2/28	CHI	2-4		L		33-24-6	72	3rd/t-8th	24,8	Backstrom	*19,155
64	3/2	@ NYI	1-4		L		33-25-6	72	3rd/11th	11	Backstrom	7,098
65	3/3	@ NYR	3-1	W			34-25-6	74	3rd/t-9th	21p,17,9p	Theodore	*18,200
66	3/6	BUF	2-3		L	OT	34-25-7	75	3rd/t-9th	43,3p	Theodore	*18,091
67	3/8	COL	5-2	W			35-25-7	77	3rd/t-8th	24,15p,11,46,21s	Backstrom	*18,441
68	3/10	@ NSH	0-4		L		35-26-7	77	3rd/t-10th		Backstrom	15,343
69	3/11	@ DAL	0-4		L		35-27-7	77	3rd/11th		Theodore	14,545
70	3/14	@ VAN	2-4		L		35-28-7	77	3rd/11th	15,9	Backstrom	*18,860
71	3/17	@ SJ	2-3		L		35-29-7	77	3rd/11th	11s,21	Backstrom	*17,562
72	3/19	CBJ	4-5		L	OT	35-29-8	78	3rd/11th	16,22,20,9p	Backstrom	*18,305
73	3/20	MTL	1-8		L		35-30-8	78	3rd/11th	9ps	THEODORE/Backstrom	*18,595
74	3/22	TOR	0-3		L		35-31-8	78	3rd/11th		Backstrom	*18,761
75	3/26	STL	3-6		L		35-32-8	78	3rd/11th	3,20p,20	Backstrom	*18,112
76	3/29	@ STL	3-2	W		SO	36-32-8	80	3rd/11th	23,9p	Theodore	*19,150
77	3/31	EDM	4-2	W			37-32-8	82	3rd/11th	20p,3,16,24	Backstrom	*18,120
78	4/2	TB	1-3		L		37-33-8	82	3rd/11th	9p	Backstrom	*18,591
79	4/3	@ DET	2-4		L		37-34-8	82	3rd/t-11th	16,45	Theodore	*20,066
80	4/7	@ VAN	0-5		L		37-35-8	82	3rd/12th		BACKSTROM/Theodore	*18,860
81	4/8	@ EDM	3-1	W			38-35-8	84	3rd/12th	8p,46,15	Theodore	*16,839
82	4/10	DAL	5-3	W			39-35-8	86	3rd/12th	16,46,18,20,9p	Backstrom	*18,504



2009-10 MINNESOTA WILD



#	POS	PLAYER	GP	TOI/G	G	A	PTS	+/-	PIM	PP	SH	GW	SOG	SH%
9	C	MIKKO KOIVU	80	20:44	22	49	71	-2	50	8	1	2	246	8.9
15	L	ANDREW BRUNETTE	82	17:01	25	36	61	-5	12	12	0	3	129	19.4
14	R	MARTIN HAVLAT	73	17:55	18	36	54	-19	34	4	0	3	169	10.7
3	D	MAREK ZIDLICKY	78	24:10	6	37	43	-16	67	4	0	3	116	5.2
20	R	ANTTI MIETTINEN	79	18:02	20	22	42	-2	44	5	0	4	175	11.4
48	L	GUILLAUME LATENDRESSE	55	16:27	25	12	37	1	12	7	0	4	133	18.8
25	C	ERIC BELANGER	60	15:45	13	22	35	-1	28	3	0	3	120	10.8
11	R	OWEN NOLAN	73	16:35	16	17	33	-12	40	4	1	3	151	10.6
21	C	KYLE BRODZIAK	82	15:19	9	23	32	-3	22	0	0	3	140	6.4
22	R	CAL CLUTTERBUCK	74	14:16	13	8	21	-8	52	1	2	1	136	9.6
8	D	BRENT BURNS	47	22:22	3	17	20	-15	32	2	0	0	104	2.9
55	D	NICK SCHULTZ	80	20:58	1	19	20	-8	43	1	0	0	83	1.2
6	D	GREG ZANON	81	22:22	2	13	15	-10	36	0	0	0	59	3.4
12	R	CHUCK KOBASEW	42	13:50	9	5	14	-9	16	2	0	2	58	15.5
16	C	ANDREW EBBETT	49	13:05	8	6	14	-8	6	2	0	2	57	14.0
5	D	KIM JOHNSON	52	23:46	6	8	14	3	26	3	0	0	84	7.1
34	D	SHANE HINDY	70	13:32	2	12	14	-6	66	0	0	0	49	4.1
45	D	CAM BARKER	19	22:01	1	6	7	-2	10	1	0	0	31	3.2
38	L	ROBBIE EARL*	32	8:56	6	0	6	1	6	0	0	0	29	20.7
51	C	JAMES SHEPPARD	64	11:59	2	4	6	-14	38	0	0	0	64	3.1
67	L	BENOIT POULIOT	14	11:56	2	2	4	0	12	0	0	0	19	10.5
17	C	CASEY WELLMAN*	12	12:03	1	3	4	-2	0	0	0	0	18	5.6
24	L	DEREK BOOGAARD	57	6:09	0	4	4	-12	105	0	0	0	26	0.0
17	R	PETR SYKORA	14	11:59	2	1	3	-7	8	0	0	0	13	15.4
36	D	JOHN SCOTT	51	8:36	1	1	2	-3	90	0	0	0	22	4.5
7	D	CLAYTON STONER*	8	13:18	0	2	2	1	12	0	0	0	5	0.0
23	C	CODY ALMOND*	7	7:45	1	0	1	-3	9	0	0	0	6	16.7
39	D	NATE PROSSER*	3	19:36	0	1	1	2	8	0	0	0	4	0.0
26	D	JAIME SIFERS	14	12:59	0	0	0	0	1	6	0	0	9	0.0
29	R	PETR KALUS*	2	7:44	0	0	0	0	0	0	0	0	0	0.0
44	D	JUSTIN FALK*	3	7:32	0	0	0	-2	0	0	0	0	0	0.0
40	R	DANNY IRMAN*	2	4:38	0	0	0	-1	0	0	0	0	0	0.0
34	D	MAXIM NOREAU*	1	7:01	0	0	0	0	0	0	0	0	0	0.0

#	GOALTENDER	GP	W	L	OT	SA	GA	GAA	SV	SV%	SO	A	PIM	MIN
32	NIKLAS BACKSTROM	60	26	23	8	1,632	158	2.72	1,474	.903	2	1	4	3,489
37	JOSH HARDING	25	9	12	0	692	66	3.05	626	.905	1	1	4	1,300
31	WADE DUBIELEWICZ	3	1	1	0	34	5	2.97	29	.853	0	0	0	101
35	ANTON KHUDOBIN*	2	2	0	0	48	1	0.87	47	.979	0	0	0	69

* Rookie



2009-10 GAME-BY-GAME

GAME	DATE	OPPONENT	RESULT	W	L	OT	RECORD	PTS	DIVISION/ CONF. RANK	WILD GOALS (BY #)	WILD GOALTENDERS	ATT.
1	10/3	@ CBJ	1-2		L		0-1-0	0	t-3rd/t-11	15p	Backstrom	18,159
2	10/6	ANA	4-3	W		OT	1-1-0	2	t-3rd/t-7th	9p, 17, 25p, 15p	Backstrom	*18,256
3	10/8	@ LA	3-6	L			1-2-0	2	4th/t-13th	14p, 55p, 5	Harding	14,995
4	10/10	@ SJ	2-4	L			1-3-0	2	t-4th/t-14th	15, 11p	Backstrom	17,562
5	10/14	@ ANA	2-3	L			1-4-0	2	5th/t-15th	25, 15	Backstrom	15,111
6	10/16	@ EDM	2-5	L			1-5-0	2	5th/t-15th	67, 15p	Harding	16,839
7	10/17	@ VAN	1-2	L			1-6-0	2	5th/t-15th	9	Backstrom	18,810
8	10/21	COL	3-2	W		SO	2-6-0	4	5th/t-15th	8p, 9p	Backstrom	*18,175
9	10/23	@ STL	1-3	L			2-7-0	4	5th/t-15th	12	Backstrom	19,150
10	10/24	CAR	3-2	W		OT	3-7-0	6	5th/t-15th	15p, 21, 22	Backstrom	*18,145
11	10/26	@ CHI	1-3	L			3-8-0	6	5th/t-15th	15p	Backstrom	20,046
12	10/28	NSH	3-4	L			3-9-0	6	5th/t-15th	8p, 22, 11	Backstrom	*18,199
13	10/30	NYR	3-2	W			4-9-0	8	5th/t-15th	17, 25, 20	Backstrom	*18,106
14	10/31	@ PIT	2-1	W			5-9-0	10	5th/t-15th	21, 25	Backstrom	16,960
15	11/5	VAN	2-5	L			5-10-0	10	5th/t-15th	21, 21	BACKSTROM/HARDING	*18,105
16	11/7	DAL	3-2	W			6-10-0	12	5th/t-15th	22s, 9, 3	Backstrom	*18,555
17	11/10	@ TOR	5-2	W			7-10-0	14	5th/t-15th	14p, 3p, 9, 6, 11s	Backstrom	19,063
18	11/12	@ TB	3-4	L		OT	7-10-1	15	5th/t-14th	67, 5p, 11	Backstrom	14,530
19	11/13	@ WSH	1-3	L			7-11-1	15	5th/t-14th	22	Harding	18,277
20	11/15	@ CAR	4-5	L		OT	7-11-2	16	5th/t-14th	20, 38, 36, 38	Backstrom	12,194
21	11/18	ARI	2-3	L			7-12-2	16	5th/t-14th	15, 20	Backstrom	*18,110
22	11/20	NYI	3-2	W			8-12-2	18	5th/t-14th	11, 9p, 11	Backstrom	*18,114
23	11/25	BOS	2-3	L		SO	8-12-3	19	5th/t-15th	16p	Backstrom	*18,208
24	11/27	COL	5-3	W			9-12-3	21	5th/t-15th	11, 12, 12p, 15p, 12	Backstrom	*18,365
25	11/28	@ COL	3-2	W		SO	10-12-3	23	5th/t-15th	25, 48	Harding	15,303
26	12/2	NSH	5-4	W		OT	11-12-3	25	4th/t-12th	20, 22, 48, 9p, 16	Backstrom	*18,071
27	12/4	ANA	5-4	W		SO	12-12-3	27	4th/t-12th	9, 20, 9, 20p	Backstrom	*18,265
28	12/5	@ NSH	5-3	W			13-12-3	29	4th/t-12th	16, 51, 15p, 20, 25p	Harding	13,145
29	12/7	@ ARI	0-2	L			13-13-3	29	5th/t-13th		Backstrom	8,981
30	12/9	@ COL	1-0	W			14-13-3	31	5th/t-13th	20	Backstrom	11,435
31	12/11	@ CGY	2-1	W			15-13-3	33	5th/t-13th	51, 14	Backstrom	19,289
32	12/12	@ VAN	3-4	L			15-14-3	33	5th/t-13th	34, 6, 14	Harding	18,810
33	12/15	CBJ	2-1	W			16-14-3	35	t-4th/t-12th	48, 3	Backstrom	*18,086
34	12/17	@ MTL	3-1	W			17-14-3	37	4th/t-11th	38, 9p, 22	Backstrom	21,273
35	12/19	@ OTT	1-4	L			17-15-3	37	4th/t-11th	14	Backstrom	16,259
36	12/21	COL	3-4	L			17-16-3	37	4th/t-11th	22s, 11, 14	Backstrom	*18,244
37	12/23	EDM	3-1	W			18-16-3	39	4th/t-11th	15p, 11, 48	Backstrom	*18,250
38	12/26	STL	4-3	W			19-16-3	41	4th/t-11th	48, 34, 5, 48	Backstrom	*18,554
39	12/28	@ LA	4-3	W			20-16-3	43	4th/t-10th	14, 5p, 25, 25	Backstrom	18,118
40	12/29	@ ANA	2-4	L			20-17-3	43	4th/t-11th	20, 5p	Harding	16,960
41	12/31	LA	2-5	L			20-18-3	43	4th/t-11th	15, 11	Backstrom	*18,504
42	1/2	NY	3-5	L			20-19-3	43	4th/t-11th	25, 38, 15	Backstrom	*19,155
43	1/5	@ CHI	1-4	L			20-20-3	43	4th/t-11th	48	Harding	21,381
44	1/6	CGY	4-1	W			21-20-3	45	4th/t-11th	25p, 21, 25, 22	Backstrom	*18,137
45	1/9	CHI	6-5	W			22-20-3	47	4th/t-11th	48, 5, 9, 3p, 48	Backstrom/HARDING	*19,310
46	1/11	PIT	4-3	W			23-20-3	49	4th/t-10th	25, 14, 22, 48	Backstrom	*19,044
47	1/13	VAN	5-2	W			24-20-3	51	4th/t-10th	21, 9, 20p, 11, 20	Backstrom	*18,356
48	1/14	@ STL	0-1	L			24-21-3	51	4th/t-10th		Harding	19,150
49	1/16	@ ARI	4-6	L			24-22-3	51	4th/t-10th	48, 48p, 11p, 48	Backstrom	12,631
50	1/18	@ DAL	3-4	L			24-23-3	51	4th/t-12th	20p, 20, 9	BACKSTROM/HARDING	16,302
51	1/21	DET	3-4	L		SO	24-23-4	52	4th/t-12th	38, 14, 15	Harding/BACKSTROM	18,330
52	1/23	CBJ	4-2	W			25-23-4	54	4th/t-12th	9, 9, 25, 38	Backstrom	*18,173
53	1/27	DET	5-2	W			26-23-4	56	4th/t-11th	20p, 20, 16, 48, 14p	Harding	*18,316
54	1/28	@ COL	1-0	W			27-23-4	58	4th/t-10th	14	Harding	11,597
55	1/30	@ SJ	2-5	L			27-24-4	58	4th/t-12th	11, 22p	Harding	17,652
56	2/2	@ DAL	2-4	L			27-25-4	58	4th/t-12th	48p, 15	Dubielewicz	16,729
57	2/4	EDM	4-2	W			28-25-4	60	4th/t-12th	14, 20, 48, 14	Harding/KHUBOBIN	*18,168
58	2/6	PHI	2-1	W			29-25-4	62	4th/t-11th	22, 11	Khudobin	*18,640
59	2/10	ARI	2-3	L			29-26-4	62	4th/t-12th	48p, 14	Backstrom	*18,178
60	2/12	ATL	2-3	L			29-27-4	62	4th/t-13th	15p, 16	Backstrom	*18,257
61	2/14	VAN	6-2	W			30-27-4	64	4th/t-13th	48p, 21, 3p, 15p, 22, 45p	Backstrom	*19,342
62	3/3	@ CGY	4-0	W			31-27-4	66	4th/t-13th	21, 15, 9, 14	Backstrom	19,289
63	3/5	@ EDM	1-2	L		SO	31-27-5	67	4th/t-13th	48	Backstrom	16,839
64	3/7	CGY	2-5	L			31-28-5	67	4th/t-13th	48, 48p	Backstrom	*18,217
65	3/9	FLA	2-3	L		SO	31-28-6	68	4th/t-13th	9p, 38	Backstrom	*18,191
66	3/11	@ DET	1-5	L			31-29-6	68	4th/t-13th	16	Harding	19,327
67	3/12	@ BUF	3-2	W			32-29-6	70	4th/t-12th	16p, 48, 15	Harding	18,690
68	3/14	STL	4-2	W			33-29-6	72	4th/t-11th	15, 9p, 48, 20	Harding	*18,580
69	3/16	EDM	4-2	W			34-29-6	74	4th/t-10th	16, 20, 12, 14	Harding	*18,474
70	3/18	@ NSH	0-5	L			34-30-6	74	4th/t-11th		HARDING/Dubielewicz	16,615
71	3/19	@ CBJ	2-4	L			34-31-6	74	4th/t-12th	9, 12	Harding	16,419
72	3/21	CGY	4-3	W			35-31-6	76	4th/t-12th	15, 48p, 12, 12	Harding	*18,411
73	3/23	SJ	1-4	L			35-32-6	76	4th/t-13th	48p	Backstrom	*18,551
74	3/25	@ PHI	4-3	W		OT	36-32-6	78	4th/t-13th	3p, 14, 15, 21	Backstrom	19,716
75	3/26	@ DET	2-6	L			36-33-6	78	4th/t-13th	15p, 11	HARDING/Backstrom	20,066
76	3/29	LA	3-2	W			37-33-6	80	4th/t-13th	11p, 8, 14p	Backstrom	*18,284
77	3/31	CHI	0-4	L			37-34-6	80	4th/t-13th		Backstrom	*18,933
78	4/2	SJ	2-3	L			37-35-6	80	4th/t-13th	22, 20p	Backstrom	*18,584
79	4/4	@ VAN	3-4	L		OT	37-35-7	81	4th/t-13th	15p, 23, 20	Backstrom	18,810
80	4/5	@ EDM	1-4	L			37-36-7	81	4th/t-13th	15	Backstrom	16,839
81	4/8	@ CGY	2-1	W		SO	38-36-7	83	4th/t-13th	12p	Backstrom/DUBIELEWICZ	19,289
82	4/10	DAL	3-4	L		SO	38-36-8	84	4th/t-13th	9p, 9, 17	Backstrom	*19,109



2008-09 MINNESOTA WILD

2008-09 GAME-BY-GAME



#	POS	PLAYER	GP	TOI/G	G	A	PTS	+/-	PIM	PP	SH	GW	SOG	SH%
9	C	MIKKO KOIVU	79	21:29	20	47	67	2	66	5	4	3	236	8.5
15	L	ANDREW BRUNETTE	80	16:56	22	28	50	-5	18	9	0	3	118	18.6
96	C	PIERRE-MARC BOUCHARD	71	16:58	16	30	46	-5	20	2	0	1	142	11.3
11	R	OWEN NOLAN	59	16:23	25	20	45	5	26	12	0	5	148	16.9
20	R	ANTTI MIETTINEN	82	18:16	15	29	44	-1	32	4	2	3	186	8.1
3	D	MAREK ZIDLICKY	76	22:06	12	30	42	-12	76	10	0	3	147	8.2
25	C	ERIC BELANGER	79	17:50	13	23	36	-5	26	4	0	4	147	8.8
47	D	MARC-ANDRE BERGERON	72	16:54	14	18	32	5	30	7	0	3	140	10.0
8	D	BRENT BURNS	59	22:25	8	19	27	-7	45	4	0	2	147	5.4
51	C	JAMES SHEPPARD	82	15:10	5	19	24	-14	41	0	0	1	88	5.7
5	D	KIM JOHNSON	81	24:31	2	22	24	-3	44	1	0	0	93	2.2
19	L	STEPHANE VEILLEUX	81	15:47	13	10	23	-17	40	0	1	1	146	8.9
10	R	MARIAN GABORIK	17	19:59	13	10	23	3	2	2	1	2	68	19.1
22	R	CAL CLUTTERBUCK*	78	13:00	11	7	18	-5	76	1	0	1	136	8.1
41	D	MARTIN SKOULA	81	19:57	4	12	16	-12	10	0	0	0	55	7.3
49	C	DAN FRITSCH	50	10:38	5	8	13	-5	12	1	1	0	54	9.3
67	L	BENOIT POULIOT*	37	11:50	5	6	11	1	18	2	0	1	34	14.7
55	D	NICK SCHULTZ	79	20:33	2	9	11	-4	31	0	0	0	48	4.2
28	L	PETER OLVECKY*	31	8:55	2	5	7	1	12	0	0	1	19	10.5
18	C	COLTON GILLIES*	45	8:13	2	5	7	-2	18	0	0	1	22	9.1
39	C	KRISTOFER KOLANOS	21	10:36	3	3	6	3	16	1	0	0	30	10.0
26	D	KURTIS FOSTER	10	13:35	1	5	6	7	6	0	0	0	10	10.0
12	R	CRAIG WELLER	36	6:57	1	2	3	-3	47	1	0	0	27	3.7
24	L	DEREK BOOGAARD	51	4:59	0	3	3	87	0	0	0	0	13	0.0
6	D	TOMAS MOJZIS	4	7:14	0	1	1	-1	2	0	0	0	2	0.0
36	D	JOHN SCOTT*	20	9:14	0	1	1	-1	21	0	0	0	6	0.0

#	GOALTENDER	GP	W	L	OT	SA	GA	GAA	SV	SV%	SO	A	PIM	MIN
32	NIKLAS BACKSTROM	71	37	24	8	2,059	159	2.33	1,900	.923	8	0	6	4,088
29	JOSH HARDING	19	3	9	1	453	32	2.21	421	.929	0	0	2	870


* Rookie

GAME	DATE	OPPONENT	RESULT	W	L	OT	RECORD	PTS	DIVISION/ CONF. RANK	WILD GOALS (BY #)	WILD GOALTENDERS	ATT.
1	10/11	BOS	4-3	W			1-0-0	2	2nd/5th	25p, 47p, 20, 25	Backstrom	*18,568
2	10/14	@ ATL	4-2	W			2-0-0	4	1st/2nd	15p, 10, 20, 20	Backstrom	11,843
3	10/16	@ FLA	6-2	W			3-0-0	6	1st/2nd	15, 5, 20p, 67, 20p, 9p	Backstrom	12,106
4	10/18	@ TB	1-0	W			4-0-0	8	t-1st/t-3rd		Backstrom	15,191
5	10/23	BUF	3-4		L	OT	4-0-1	9	1st/3rd	67, 19, 8p	Backstrom	*18,568
6	10/25	CHI	2-1	W			5-0-1	11	1st/3rd	96, 11	Backstrom	*18,568
7	10/27	CHI	3-2	W			6-0-1	13	1st/3rd	15, 20, 8p	Backstrom	*18,568
8	10/29	@ DAL	2-4		L		6-1-1	13	1st/3rd	47p, 15p	BACKSTROM/HARDING	18,431
9	10/30	MTL	1-2	L			6-2-1	13	t-1st/t-3rd	8	Harding	*18,568
10	11/1	@ ARI	3-2	W			7-2-1	15	1st/3rd	67, 9, 25	Backstrom	14,817
11	11/4	@ SJ	1-3	L			7-3-1	15	1st/3rd	39	Backstrom	17,183
12	11/6	@ COL	3-1	W			8-3-1	17	1st/3rd	96, 67p, 15	Backstrom	14,562
13	11/8	@ VAN	0-2		L		8-4-1	17	t-1st/t-3rd		Backstrom	18,630
14	11/13	ARI	4-0	W			9-4-1	19	1st/3rd	3p, 15p, 25p, 3p	Backstrom	*18,568
15	11/15	CHI	3-2	W		SO	10-4-1	21	1st/3rd	67p, 2	Backstrom	*18,568
16	11/18	@ PIT	2-1	W		SO	11-4-1	23	t-1st/t-3rd	9	Backstrom	16,971
17	11/20	VAN	2-3		L		11-5-1	23	2nd/4th	9, 9	Backstrom	*18,568
18	11/22	STL	1-2	L			11-6-1	23	t-2nd/t-4th	19	Backstrom	*18,568
19	11/24	WSH	4-3	W			12-6-1	25	2nd/4th	22, 22p, 3p, 51	Backstrom	*18,568
20	11/26	DAL	3-4		L		12-7-1	25	3rd/7th	25, 11p, 15	Backstrom	*18,568
21	11/28	TB	4-2	W			13-7-1	27	2nd/5th	11, 51, 9, 25	Backstrom	*18,568
22	11/29	@ NSH	6-2	W			14-7-1	29	2nd/5th	96p, 15p, 11p, 9, 9p, 12p	Harding	13,990
23	12/1	COL	5-6		L		14-8-1	29	2nd/5th	96, 9p, 96p, 11p, 8	BACKSTROM/HARDING	*18,568
24	12/3	STL	4-0	W			15-8-1	31	1st/3rd	25, 15p, 3p, 20	Backstrom	*18,568
25	12/5	VAN	1-2	L			15-9-1	31	2nd/4th	9	Backstrom	*18,568
26	12/6	@ NSH	0-1		L		15-10-1	31	t-2nd/t-4th		Harding	14,408
27	12/11	@ ARI	1-3	L			15-11-1	31	3rd/7th	20	Backstrom	13,296
28	12/13	@ LA	1-3		L		15-12-1	31	3rd/7th	8p	Backstrom	14,857
29	12/14	@ ANA	2-4	L			15-13-1	31	3rd/7th	47p, 25	Harding	16,577
30	12/17	CGY	2-3		L	OT	15-13-2	32	3rd/8th	15, 10	Backstrom	*18,568
31	12/19	NYI	4-1	W			16-13-2	34	3rd/8th	19, 18, 9, 96	Backstrom	*18,568
32	12/20	@ STL	2-4		L		16-14-2	34	3rd/9th	55, 96	Backstrom	19,150
33	12/23	CAR	3-2	W			17-14-2	36	3rd/8th	22, 10p, 19s	Backstrom	*18,568
34	12/28	CHI	1-4		L		17-15-2	36	4th/9th	22	Backstrom	*18,568
35	12/29	@ CGY	1-2	L			17-16-2	36	5th/11th	19	Harding	19,289
36	12/31	SJ	3-2	W		OT	18-16-2	38	3rd/8th	11p, 39p, 8	Backstrom	*18,568
37	1/3	DET	2-3		L	SO	18-16-3	39	3rd/8th	11p, 20	Harding	*18,568
38	1/4	@ COL	2-0	W			19-16-3	41	3rd/8th	11p, 11	Backstrom	14,125
39	1/6	@ BOS	1-0	W			20-16-3	43	3rd/7th	3p	Backstrom	16,272
40	1/8	@ PHI	1-3	L			20-17-3	43	3rd/9th	19	Backstrom	19,596
41	1/10	@ CBJ	2-4		L		20-18-3	43	5th/11th	20, 3p	Harding	16,605
42	1/13	ARI	6-3	W			21-18-3	45	3rd/9th	47, 11, 15, 9, 22, 51	Backstrom	*18,568
43	1/15	EDM	5-1	W			22-18-3	47	3rd/8th	39, 22, 96, 8, 25p	Backstrom	*18,568
44	1/17	ANA	0-3	L			22-19-3	47	3rd/9th		Backstrom	*18,568
45	1/19	@ CHI	4-1	W			23-19-3	49	3rd/8th	9, 3p, 3p, 22	Backstrom	21,320
46	1/20	LA	2-5	L			23-20-3	49	4th/9th	11p, 3p	BACKSTROM/HARDING	*18,568
47	1/27	TOR	6-1	W			24-20-3	51	t-2nd/t-8th	22, 47, 96, 15, 96, 11	Backstrom	*18,568
48	1/30	@ EDM	1-3		L		24-21-3	51	t-2nd/t-6th	15	Backstrom	16,839
49	1/31	@ VAN	4-3	W		OT	25-21-3	53	t-2nd/t-6th	9p, 47, 25, 47p	Backstrom	18,630
50	2/4	ANA	3-0	W			26-21-3	55	t-2nd/t-6th	15p, 9, 96	Backstrom	*18,568
51	2/6	NSH	0-2		L		26-22-3	55	t-3rd/t-8th		Backstrom	*18,568
52	2/8	EDM	3-2	W		SO	27-22-3	57	2nd/7th	25, 20s	Backstrom	*18,568
53	2/11	COL	3-2	W			28-22-3	59	2nd/t-6th	96, 11, 20	Backstrom	*18,568
54	2/12	@ DET	2-4		L		28-23-3	59	3rd/t-7th	8p, 9s	Harding	20,066
55	2/14	OTT	3-5	L			28-24-3	59	4th/10th	96, 11p, 11	Backstrom/HARDING	*18,568
56	2/19	CGY	2-3		L	OT	28-24-4	60	4th/t-9th	49s, 18	Backstrom	*18,568
57	2/21	DET	5-2	W			29-24-4	62	4th/9th	11, 11p, 96, 41, 19	Backstrom	*18,568
58	2/22	@ CHI	2-1	W			30-24-4	64	3rd/8th	49p, 28	Harding	22,443
59	2/24	LA	1-2		L	SO	30-24-5	65	t-3rd/t-7th	20s	Backstrom	*18,568
60	2/27	@ CGY	1-4	L			30-25-5	65	t-3rd/t-7th	47	Backstrom	19,289
61	2/28	@ EDM	2-3	L			30-26-5	65	4th/t-10th	15p, 20p	Harding	16,839
62	3/3	@ VAN	2-4	L			30-27-5	65	4th/11th	49, 3p	Backstrom	18,630
63	3/5	@ SJ	4-3	W		OT	31-27-5	67	4th/11th	47, 96, 3, 9	Backstrom	17,496
64	3/7	@ LA	3-4		L		31-28-5	67	4th/11th	11, 19, 25	Backstrom/HARDING	18,118
65	3/8	@ ANA	3-2	W			32-28-5	69	4th/10th	19, 19, 15	Backstrom	17,300
66	3/10	SJ	4-5		L	OT	32-28-6	70	4th/t-9th	28, 96, 11, 11	Backstrom	*18,568
67	3/12	@ COL	1-2		L	SO	32-28-7	71	4th/t-9th	47p	Backstrom	14,213
68	3/14	@ DAL	2-3		L	OT	32-28-8	72	4th/10th	9p, 15	Backstrom	18,584
69	3/15	@ STL	3-5	L			32-29-8	72	4th/10th	15, 19, 47	BACKSTROM/HARDING	19,150
70	3/17	COL	3-2	W		SO	33-29-8	74	4th/t-9th	19, 55	Backstrom	*18,568
71	3/20	@ NJ	0-4		L		33-30-8	74	4th/t-11th		Backstrom	17,625
72	3/22	EDM	3-0	W			34-30-8	76	4th/t-9th	11p, 11, 19	Backstrom	*18,568
73	3/24	@ NYR	1-2	L			34-31-8	76	4th/11th	10	Backstrom	18,200
74	3/25	@ NYI	6-2	W			35-31-8	78	4th/t-9th	10, 20p, 11p, 41, 15, 10p	Backstrom	13,332
75	3/28	@ CGY	2-3	L			35-32-8	78	4th/11th	15, 51	Backstrom	19,289
76	3/29	@ EDM	3-2	W			36-32-8	80	4th/11th	15, 41, 10	Backstrom	16,839
77	3/31	VAN	1-2		L	OT	36-32-9	81	t-3rd/t-10th	10	Backstrom	*18,568
78	4/3	CGY	4-0	W			37-32-9	83	3rd/10th	15p, 22, 11, 10	Backstrom	*18,568
79	4/5	@ DET	2-3		L		37-33-9	83	t-3rd/t-10th	22, 10	Backstrom	20,066
80	4/7	DAL	3-1	W			38-33-9	85	3rd/10th	10, 25p, 11p	Backstrom	*18,568
81	4/10	NSH	8-4	W			39-33-9	87	3rd/10th	49, 15p, 47, 5p, 47p, 9s, 22, 3	Backstrom	*18,568
82	4/11	@ CBJ	6-3	W			40-33-9	89	3rd/9th	26, 10s, 41, 10, 47, 9s	Harding	*18,568



2007-08 MINNESOTA WILD

2007-08 GAME-BY-GAME



#	POS	PLAYER	GP	TOI/G	G	A	PTS	+/-	PIM	PP	SH	GW	SOG	SH%
10	RW	MARIAN GABORIK	77	19:35	42	41	83	17	63	11	1	8	278	15.1
96	RW	PIERRE-MARC BOUCHARD	81	16:50	13	50	63	11	32	6	0	4	129	10.1
12	RW	BRIAN ROLSTON	81	20:04	31	28	59	-1	53	11	1	8	289	10.7
38	C	PAVOL DEMITRA	68	19:42	15	39	54	9	24	2	0	1	126	11.9
8	D	BRENT BURNS	82	23:05	15	28	43	12	80	8	0	4	158	9.5
9	C	MIKKO KOIVU	57	20:53	11	31	42	13	40	2	0	2	144	7.6
25	C	ERIC BELANGER	75	17:13	13	24	37	-6	30	7	1	3	115	11.3
21	RW	MARK PARRISH	66	14:56	16	14	30	2	16	7	0	0	95	16.8
5	D	KIM JOHANSSON	80	23:26	4	23	27	-4	42	2	0	0	87	4.6
26	D	KURTIS FOSTER	56	16:24	7	12	19	0	37	3	0	2	118	5.9
15	C	JAMES SHEPPARD*	78	10:36	4	15	19	0	29	0	0	1	57	7.0
17	LW	STEPHANE VEILLEUX	77	14:31	11	7	18	-13	61	0	0	0	136	8.1
92	LW	BRANKO RADIVOJEVIC	73	14:54	7	10	17	-14	48	1	0	3	91	7.7
55	D	NICK SCHULTZ	81	20:10	2	13	15	9	42	0	0	0	52	3.8
34	LW	AARON VOROS*	55	9:11	7	7	14	-7	141	0	0	1	52	13.5
17	LW	TODD FEDORUK	69	10:18	6	7	13	2	139	2	0	0	57	10.5
41	D	MARTIN SKOULA	80	20:28	3	8	11	-16	26	0	0	1	63	4.8
3	D	KEITH CARNEY	61	13:22	1	10	11	8	42	0	0	0	27	3.7
6	D	SEAN HILL	35	15:12	2	7	9	-16	32	1	0	1	18	11.1
33	D	PETTERI NUMMELIN	27	15:20	2	7	9	-2	2	1	0	1	31	6.5
83	RW	MATT FOY	28	7:49	4	4	8	-1	28	0	0	1	38	10.5
67	LW	BENOIT POULIOT*	11	8:49	2	1	3	-1	0	0	0	0	11	20.0
11	LW	CHRIS SIMON	38	7:10	1	2	3	-2	59	0	0	0	27	3.7
24	LW	DEREK BOOGAARD	34	3:55	0	0	0	-5	74	-0	0	0	6	0.0
16	C	STEVE KELLY	2	3:43	0	0	0	0	0	0	0	0	1	0.0
22	RW	CAL CLUTTERBUCK*	2	7:05	0	0	0	0	0	0	0	0	0	0.0

#	GOALTENDER	GP	W	L	OT	SA	GA	GAA	SV	SV%	SO	A	PIM	MIN
32	NIKLAS BACKSTROM	58	33	13	8	1,629	131	2.31	1,498	.920	4	0	2	3,409
29	JOSH HARDING*	29	11	15	2	836	77	2.94	761	.910	1	1	0	1,570

* Rookie

GAME	DATE	OPPONENT	RESULT	W	L	OT	RECORD	PTS	DIVISION/ CONF. RANK	WILD GOALS (BY #)	WILD GOALTENDERS	ATT.
1	10/4	CHI	1-0 W				1-0-0	2	t-1st/t-2nd	96	Backstrom	*18,568
2	10/6	CBJ	3-2 W				2-0-0	4	t-1st/t-1st	96, 25, 8	Backstrom	*18,568
3	10/10	EDM	2-0 W				3-0-0	6	1st/2nd	8, 39	Backstrom	*18,568
4	10/13	@ ARI	3-2 W				4-0-0	8	1st/1st	10, 9p, 25s	Backstrom	12,088
5	10/14	@ ANA	2-0 W				5-0-0	10	1st/1st	12, 21	Harding	17,174
6	10/16	@ LA	3-4 L			L SO	5-0-1	11	1st/1st	38, 9, 12	Backstrom	14,239
7	10/20	@ STL	3-1 W				6-0-1	13	1st/1st	38p, 25, 8	Harding	19,150
8	10/21	COL	3-2 W				7-0-1	15	1st/1st	21p, 12p, 9	Backstrom	*18,568
9	10/24	@ CGY	3-5 L				7-1-1	15	1st/1st	12p, 21p, 37	Backstrom	19,289
10	10/25	@ EDM	4-5 L			L SO	7-1-2	16	1st/2nd	15, 96, 12, 21	Harding	16,839
11	10/28	@ COL	1-3 L				7-2-2	16	1st/2nd	25p	Harding	17,041
12	10/30	PIT	2-4 L				7-3-2	16	1st/2nd	19, 12	Harding	*18,568
13	11/1	STL	2-3 L			L	7-4-2	16	1st/2nd	10, 38	Harding	*18,568
14	11/3	CGY	4-1 W				8-4-2	18	1st/2nd	12, 10, 10p, 92	Backstrom	*18,568
15	11/5	EDM	5-2 W				9-4-2	20	1st/2nd	21p, 96p, 26p, 21p, 19	Backstrom	*18,568
16	11/11	@ COL	2-4 L				9-5-2	20	2nd/4th	25p, 96p	Backstrom	15,434
17	11/13	@ CGY	2-3 L				9-6-2	20	2nd/5th	9, 9p	Backstrom	19,289
18	11/15	@ EDM	4-2 W				10-6-2	22	2nd/4th	41, 10p, 26p, 21	BACKSTROM; Harding	16,839
19	11/16	@ VAN	2-6 L				10-7-2	22	2nd/4th	34, 8p	HARDING; Backstrom	18,630
20	11/18	COL	4-1 W				11-7-2	24	1st/3rd	34, 83, 19, 8	Harding	*18,568
21	11/21	VAN	2-4 L				11-8-2	24	2nd/5th	10, 10p	Harding	*18,568
22	11/23	CBJ	0-4 L				11-9-2	24	3rd/9th		Backstrom	*18,568
23	11/24	@ NSH	4-3 W				12-9-2	26	1st/3rd	34, 83, 10, 92	Backstrom	12,639
24	11/28	ARI	3-1 W				13-9-2	28	t-1st/t-3rd	19, 10, 15	Backstrom	*18,568
25	11/30	STL	3-2 W			OT	14-9-2	30	t-1st/t-3rd	8p, 12, 10	Backstrom	*18,568
26	12/2	VAN	2-1 W				15-9-2	32	1st/2nd	25p, 34	Backstrom	*18,568
27	12/5	PHI	1-3 L			L	15-10-2	32	2nd/5th	38p	Backstrom	*18,568
28	12/7	@ DET	0-5 L				15-11-2	32	2nd/5th		Harding	19,508
29	12/8	@ CBJ	2-1 W				16-11-2	34	2nd/5th	34, 12	Backstrom	15,666
30	12/11	@ SJ	1-4 L			L	16-12-2	34	2nd/5th	92p	Backstrom	17,064
31	12/14	@ ANA	5-2 W				17-12-2	36	2nd/6th	34, 10p, 25p, 12p, 8p	Harding	17,174
32	12/15	@ LA	2-1 W				18-12-2	38	t-1st/t-3rd	10, 12p	Harding	16,648
33	12/18	NSH	3-2 W				19-12-2	40	t-1st/t-3rd	10, 25, 12	Harding	*18,568
34	12/20	NYR	6-3 W				20-12-2	42	t-1st/t-2nd	10, 10p, 10p, 96p, 10, 10	Harding	*18,568
35	12/22	DET	1-4 L			L	20-13-2	42	t-2nd/t-5th	5p	Backstrom	*18,568
36	12/26	@ DAL	3-8 L			L	20-14-2	42	3rd/5th	34, 38, 38	Harding	18,532
37	12/27	@ ARI	3-2 W				21-14-2	44	t-2nd/t-5th	25p, 21p, 12p	Backstrom	13,756
38	12/29	EDM	5-4 W			OT	22-14-2	46	t-1st/t-3rd	5p, 12, 10, 8, 33p	Backstrom	*18,568
39	12/31	SJ	2-3 L			L	22-15-2	46	2nd/5th	18, 21	Backstrom	*18,568
40	1/3	DAL	6-3 W			W	23-15-2	48	t-1st/t-3rd	10s, 38, 96, 10, 25p, 21	Backstrom	*18,568
41	1/5	@ NSH	1-4 L			L	23-16-2	48	3rd/6th	21	Harding	17,113
42	1/7	@ DAL	1-3 L				23-17-2	48	3rd/7th	21	Backstrom	17,502
43	1/10	@ DET	6-5 W			SO	24-17-2	50	3rd/5th	41, 10, 17, 83, 25	Backstrom; HARDING	17,848
44	1/11	@ CHI	5-2 W				25-17-2	52	1st/3rd	83, 10, 96, 21, 10	Harding	21,139
45	1/13	ARI	4-1 W				26-17-2	54	1st/3rd	38, 15, 25, 10	Harding	*18,568
46	1/16	CGY	2-3 L			L SO	26-17-3	55	1st/3rd	8p, 26p	Backstrom	*18,568
47	1/18	ANA	2-4 L				26-18-3	55	2nd/6th	55, 9	Harding	*18,568
48	1/21	@ VAN	4-2 W				27-18-3	57	1st/3rd	12, 96, 9, 96	Backstrom	18,630
49	1/22	@ CGY	1-2 L			L	27-19-3	57	2nd/6th	12	Harding	19,289
50	1/24	@ COL	3-2 W				28-19-3	59	1st/3rd	17, 12p, 38	Backstrom	15,321
51	1/30	ANA	5-1 W				29-19-3	61	1st/3rd	12, 10, 9, 96, 15	Backstrom	*18,568
52	2/2	@ CBJ	4-1 W				30-19-3	63	1st/3rd	26, 12, 10, 10	Backstrom	18,529
53	2/5	DET	2-3 L			L OT	30-19-4	64	1st/3rd	12p, 38	Backstrom	*18,568
54	2/7	DAL	0-1 L				30-20-4	64	1st/3rd		Backstrom	*18,568
55	2/9	NYI	4-3 W			OT	31-20-4	66	1st/3rd	26, 12, 12, 8	Backstrom	*18,568
56	2/10	@ STL	2-1 W			SO	32-20-4	68	1st/3rd	10	Harding	16,477
57	2/12	@ EDM	2-4 L			L	32-21-4	68	1st/3rd	38, 12p	Backstrom; HARDING	16,839
58	2/14	@ VAN	5-4 W			SO	33-21-4	70	1st/3rd	19, 19, 26, 10	Backstrom	18,630
59	2/17	NSH	5-4 W			OT	34-21-4	72	1st/3rd	33, 21, 96p, 10, 10	Backstrom	*18,568
60	2/19	VAN	2-3 L			L OT	34-21-5	73	1st/3rd	10p, 25p	Backstrom	*18,568
61	2/20	@ CHI	0-3 L				34-22-5	73	1st/3rd		Harding	17,812
62	2/24	CGY	1-2 L			L	34-23-5	73	2nd/6th	21p	Backstrom	*18,568
63	2/26	@ WSH	1-4 L				34-24-5	73	2nd/6th	92	Backstrom	17,391
64	2/27	@ TB	3-2 W				35-24-5	75	1st/3rd	17p, 38, 12p	Backstrom	17,211
65	2/29	@ FLA	3-2 W				36-24-5	77	1st/3rd	9, 19, 8p	Backstrom	16,927
66	3/2	LA	2-1 W			OT	37-24-5	79	1st/3rd	10, 41	Backstrom	*18,568
67	3/4	CHI	2-4 L			L	37-25-5	79	1st/3rd	38, 19	Backstrom	*18,568
68	3/6	@ CAR	2-3 L				37-26-5	79	2nd/6th	38, 9	Harding	16,297
69	3/7	@ ATL	2-3 L			L SO	37-26-6	80	2nd/6th	12p, 8p	Backstrom	18,709
70	3/9	SJ	2-3 L			L SO	37-26-7	81	1st/3rd	26, 12	Backstrom	*18,568
71	3/13	NJ	3-4 L			L SO	37-26-8	82	2nd/6th	19, 8, 10	Backstrom	*18,568
72	3/15	LA	2-0 W				38-26-8	84	1st/3rd	12, 10	Backstrom	*18,568
73	3/17	COL	3-1 W				39-26-8	86	1st/3rd	8p, 92, 19	Backstrom	*18,568
74	3/19	@ SJ	3-4 L			L SO	39-26-9	87	1st/3rd	19, 10p, 10p	Backstrom	17,496
75	3/21	@ VAN	2-1 W				40-26-9	89	1st/3rd	12p, 92	Backstrom	18,630
76	3/22	@ CGY	4-5 L				40-27-9	89	1st/3rd	67, 67, 5, 5	Harding	19,289
77	3/24	@ EDM	3-5 L				40-28-9	89	1st/3rd	55, 6, 17	Backstrom; HARDING	16,839
78	3/26	EDM	3-1 W				41-28-9	91	1st/3rd	92, 6p, 12s	Backstrom	*18,568
79	3/28	VAN	4-0 W				42-28-9	93	1st/3rd	96, 9, 8p, 17	Backstrom	*18,568
80	3/30	COL	3-2 W			OT	43-28-9	95	1st/3rd	12, 10p, 10	Backstrom	*18,568
81	4/3	CGY	3-1 W				44-28-9	97	1st/3rd	17p, 10, 10p	Backstrom	*18,568
82	4/6	@ COL	3-4 L			L OT	44-28-10	98	1st/3rd	21p, 3, 12	Harding	18,000



2006-07 MINNESOTA WILD

2006-07 GAME-BY-GAME



#	POS	PLAYER	GP	TOI/G	G	A	PTS	+/-	PIM	PP	SH	GW	SOG	SH%
12	LW	BRIAN ROLSTON	78	21:16	31	33	64	6	46	13	1	6	305	10.2
38	C	PAVOL DEMITRA	71	20:38	25	39	64	0	28	9	1	4	175	14.3
10	RW	MARIAN GABORIK	48	19:37	30	27	57	12	40	12	1	7	196	15.3
96	RW	PIERRE-MARC BOUCHARD	82	15:59	20	37	57	13	14	5	0	3	173	11.6
9	C	MIKKO KOIVU	82	17:28	20	34	54	6	58	9	2	2	162	12.3
28	C	TODD WHITE	77	17:13	13	31	44	8	24	6	1	1	162	8.0
21	RW	MARK PARRISH	76	14:19	19	20	39	9	18	5	0	4	141	13.5
8	D	BRENT BURNS	77	15:47	7	18	25	16	26	3	0	3	108	6.5
92	RW	BRANKO RADIVOJEVIC	82	12:58	11	13	24	-9	21	4	0	3	116	9.5
37	C	WES WALZ	62	14:53	9	15	24	3	30	0	1	1	77	11.7
26	D	KURTIS FOSTER	57	17:58	3	20	23	-3	52	0	0	0	135	2.2
5	D	KIM JOHANSSON	76	23:33	3	19	22	-4	64	3	0	0	98	3.1
33	D	PETTERI NUMMELIN	51	20:17	3	17	20	-15	22	0	0	0	69	4.3
19	LW	STEPHANE VEILLEUX	75	12:17	7	11	18	3	47	0	0	1	84	8.3
11	C	DOMINIC MOORE	69	12:38	8	9	17	4	56	0	0	1	111	7.2
18	RW	ADAM HALL	72	12:22	6	11	17	-11	26	3	0	0	103	5.8
3	D	KEITH CARNEY	80	15:31	4	13	17	22	58	0	0	1	31	12.9
41	D	MARTIN SKOULA	81	20:13	0	15	15	9	36	0	0	0	91	0.0
55	D	NICK SCHULTZ	82	20:12	2	10	12	0	42	0	0	1	69	2.9
17	C	WYATT SMITH	61	9:30	3	3	6	-8	16	1	0	0	44	6.8
18	RW	MATTIAS WEINHANDL	12	6:27	1	1	2	-2	10	0	0	0	3	33.3
24	LW	DEREK BOOGAARD	48	4:38	0	1	1	0	120	0	0	0	11	0.0
27	RW	JOEL WARD*	11	7:42	0	1	1	0	0	0	0	0	12	0.0
4	D	SHAWN BELLE*	9	9:56	0	1	1	4	0	0	0	0	3	0.0
83	RW	MATT FOY*	9	7:10	0	0	0	-1	4	0	0	0	6	0.0
23	C	JASON MORGAN	4	7:28	0	0	0	-1	4	0	0	0	0	0.0
67	LW	BERNOIT POULIOT*	3	6:58	0	0	0	-1	0	0	0	0	1	0.0
6	D	ERIK REITZ*	1	10:36	0	0	0	0	1	0	0	0	0	0.0

#	GOALTENDER	GP	W	L	OT	SA	GA	GAA	SV	SV%	SO	A	PIM	MIN
32	NIKLAS BACKSTROM	41	23	8	6	1,028	73	1.97	955	.929	5	1	2	2,227
35	MANNY FERNANDEZ	44	22	16	1	1,158	103	2.55	1,055	.911	2	0	12	2,421
29	JOSH HARDING*	7	3	2	1	174	7	1.16	167	.960	1	0	0	361

* Rookie

GAME	DATE	OPPONENT	RESULT	W	L	OT	RECORD	PTS	DIVISION/ CONF. RANK	WILD GOALS (BY #)	WILD GOALTENDERS	ATT.
1	10/5	COL	3-2 W			OT	1-0-0	2	t-1st/t-1st	92, 10, 28	Fernandez	*18,568
2	10/7	NSH	6-5 W				2-0-0	4	1st/t-1st	38p, 10p, 21p, 9p, 28p, 12	Fernandez/BACKSTROM	*18,568
3	10/10	VAN	2-1 W			SO	3-0-0	6	1st/t-1st	12p	Fernandez	*18,064
4	10/12	WSH	3-2 W			SO	4-0-0	8	1st/1st	5p, 5p	Fernandez	*18,064
5	10/14	CBJ	5-0 W				5-0-0	10	1st/1st	12, 3, 10p, 9, 12p	Fernandez	*18,568
6	10/18	@ LA	2-1 W			OT	6-0-0	12	1st/1st	12, 10	Fernandez	14,617
7	10/20	@ ANA	1-2 L				6-1-0	12	1st/t-1st	96	Fernandez	13,430
8	10/21	@ SJ	4-1 W				7-1-0	14	1st/t-1st	21, 19, 37, 12	Fernandez	17,496
9	10/25	LA	3-1 W				8-1-0	16	1st/t-1st	12, 12, 28p	Fernandez	*18,568
10	10/27	ANA	3-2 W			SO	9-1-0	18	1st/1st	55, 12	Fernandez	*18,568
11	10/29	@ COL	1-4 L				9-2-0	18	1st/2nd	38p	Fernandez	17,615
12	11/2	VAN	5-2 W				10-2-0	20	1st/2nd	28p, 12s, 55, 11p, 92p	Fernandez/BACKSTROM	*18,568
13	11/4	NSH	3-4 L				10-3-0	20	1st/2nd	33, 38, 21p	Fernandez	*18,568
14	11/7	@ SJ	1-3 L				10-4-0	20	1st/3rd	28	Fernandez	17,233
15	11/11	@ LA	3-2 W			SO	11-4-0	22	1st/3rd	12p, 26	Fernandez	17,479
16	11/12	@ ANA	2-3 L				11-5-0	22	1st/3rd	96, 96	Backstrom	16,306
17	11/14	@ ARI	3-4 L				11-6-0	22	1st/3rd	38, 21, 37	Fernandez	12,002
18	11/16	@ NSH	7-6 W			SO	12-6-0	24	1st/3rd	37s, 9p, 11, 19, 38p, 8	Fernandez/BACKSTROM	12,759
19	11/18	COL	1-2 L			SO	12-6-1	25	1st/3rd	9p	Backstrom	*18,568
20	11/20	@ OTT	3-5 L				12-7-1	25	1st/3rd	11, 12, 9s	Fernandez	18,094
21	11/22	@ MTL	2-4 L				12-8-1	25	t-1st/t-3rd	19, 11	Backstrom	21,273
22	11/24	ARI	4-0 W				13-8-1	27	1st/3rd	96p, 21, 11s, 92p	Backstrom	*18,568
23	11/25	@ CBJ	3-5 L				13-9-1	27	t-1st/t-3rd	11, 96p, 19	Backstrom/FERNANDEZ	15,493
24	11/29	SJ	1-2 L				13-10-1	27	2nd/7th	18	Fernandez	*18,568
25	12/1	DET	0-3 L				13-11-1	27	2nd/7th		Fernandez	*18,568
26	12/2	@ DAL	3-4 L			SO	13-11-2	28	2nd/7th	33, 12, 9	Backstrom	17,027
27	12/5	CHI	3-2 W			SO	14-11-2	30	t-1st/t-3rd	28, 12	Fernandez	*18,568
28	12/7	CGY	3-2 W			SO	15-11-2	32	t-1st/t-3rd	9p, 12p	Fernandez	*18,568
29	12/9	CHI	5-4 W			OT	16-11-2	34	t-1st/t-3rd	21p, 38, 9p, 21p, 21	Fernandez	*18,568
30	12/12	@ CGY	2-5 L				16-12-2	34	2nd/7th	11s, 28p	FERNANDEZ/Backstrom	19,289
31	12/14	@ EDM	1-3 L				16-13-2	34	2nd/7th	28	Fernandez	16,839
32	12/16	@ VAN	1-2 L				16-14-2	34	5th/9th	38	Backstrom	18,630
33	12/19	VAN	5-2 W				17-14-2	36	t-2nd/t-7th	38, 12, 92, 21, 92	Fernandez	*18,568
34	12/22	@ DET	1-3 L				17-15-2	36	t-3rd/t-9th	19	Fernandez	20,066
35	12/23	DET	3-2 W				18-15-2	38	t-2nd/t-7th	9s, 21, 96	Fernandez	*18,568
36	12/26	@ TOR	3-4 L				18-16-2	38	t-3rd/t-9th	26, 37, 12p	Fernandez	19,355
37	12/27	@ DET	1-3 L				18-17-2	38	t-3rd/t-9th	38	Backstrom	20,066
38	12/29	CBJ	4-3 W			OT	19-17-2	40	t-2nd/t-7th	12p, 38p, 12p, 37	Fernandez	*18,568
39	12/31	ANA	4-3 W				20-17-2	42	t-2nd/t-7th	96p, 12p, 96p, 21	Fernandez	*18,568
40	1/2	ATL	5-1 W				21-17-2	44	t-1st/t-3rd	12p, 21, 21, 96, 96p	Fernandez	*18,568
41	1/4	TB	2-3 L				21-18-2	44	t-2nd/t-7th	21, 38	Fernandez	*18,568
42	1/7	COL	1-2 L			SO	21-18-3	45	3rd/8th	9	Fernandez	*18,568
43	1/9	@ CGY	0-3 L				21-19-3	45	4th/9th		Backstrom	19,289
44	1/11	@ VAN	5-2 W				22-19-3	47	3rd/8th	10p, 12, 92p, 10, 37	Fernandez	18,630
45	1/12	@ EDM	4-2 W				23-19-3	49	t-2nd/t-7th	10, 12, 3, 10	Fernandez	16,839
46	1/14	@ CHI	4-3 W			SO	24-19-3	51	t-2nd/t-7th	96, 10s, 37	Fernandez	11,091
47	1/16	EDM	1-2 L				24-20-3	51	3rd/8th	37	Fernandez	*18,568
48	1/19	@ CHI	3-0 W				25-20-3	53	3rd/8th	10, 19, 10	Fernandez	12,333
49	1/20	DAL	1-2 L			SO	25-20-4	54	3rd/8th	9	Fernandez/BACKSTROM	*18,568
50	1/26	CGY	2-1 W			SO	26-20-4	56	3rd/8th	12p	Backstrom	*18,568
51	1/27	@ CBJ	2-3 L				26-21-4	56	3rd/8th	12p, 11	Fernandez	18,136
52	1/30	@ STL	5-2 W				27-21-4	58	3rd/8th	96, 96, 38p, 38, 11	Fernandez	10,445
53	2/1	@ COL	5-3 W				28-21-4	60	t-2nd/t-7th	9p, 96, 10, 10, 9	Backstrom	17,286
54	2/3	@ ARI	1-0 W				29-21-4	62	t-2nd/t-7th	10	Backstrom	17,115
55	2/6	@ DAL	2-4 L				29-22-4	62	3rd/8th	33, 11	Backstrom	17,660
56	2/8	FLA	4-2 W				30-22-4	64	t-2nd/t-7th	21, 28, 38p, 8p	Backstrom	*18,568
57	2/10	CAR	5-4 W				31-22-4	66	t-1st/t-3rd	21, 96, 10p, 10p, 38	Backstrom	*18,568
58	2/14	VAN	2-3 L			OT	31-22-5	67	3rd/8th	38, 10	Backstrom	*18,568
59	2/17	@ NSH	4-1 W				32-22-5	69	3rd/8th	38p, 10p, 96, 92	Backstrom	17,113
60	2/18	@ STL	3-5 L				32-23-5	69	3rd/8th	18, 10p, 38	BACKSTROM/Harding	13,721
61	2/20	DAL	2-1 W			SO	33-23-5	71	2nd/7th	12p	Backstrom	*18,568
62	2/22	@ COL	4-3 W				34-23-5	73	2nd/t-6th	18, 17, 28p, 9	Backstrom	18,007
63	2/25	EDM	4-1 W				35-23-5	75	2nd/7th	28, 8p, 10, 96	Backstrom	*18,568
64	2/28	@ CGY	1-2 L			SO	35-23-6	76	3rd/8th	38p	Backstrom/HARDING	19,289
65	3/1	@ EDM	5-0 W				36-23-6	78	2nd/t-6th	38, 10p, 92, 10, 38p	Harding	16,839
66	3/4	@ VAN	3-4 L			SO	36-23-7	79	t-2nd/t-7th	92, 10, 5p	Backstrom	18,630
67	3/6	SJ	0-3 L				36-24-7	79	3rd/8th		BACKSTROM/Fernandez	*18,568
68	3/8	@ BOS	2-1 W				37-24-7	81	2nd/t-6th	12, 96	Backstrom	13,709
69	3/9	@ BUF	5-1 W				38-24-7	83	2nd/t-5th	11, 11, 38, 3, 28s	Harding	18,690
70	3/11	COL	3-2 W			OT	39-24-7	85	2nd/7th	9p, 9, 8	Backstrom	*18,568
71	3/13	@ VAN	3-2 W			OT	40-24-7	87	2nd/7th	9, 12, 8	Backstrom	18,630
72	3/15	@ EDM	2-1 W				41-24-7	89	2nd/7th	21, 10	Backstrom	16,839
73	3/17	@ CGY	4-2 W				42-24-7	91	2nd/t-5th	10p, 19, 12, 38	Backstrom	19,289
74	3/20	ARI	3-2 W				43-24-7	93	2nd/5th	38, 28p, 10	Backstrom	*18,568
75	3/22	STL	5-1 W				44-24-7	95	2nd/6th	38, 12, 10, 10p, 9p	Backstrom	*18,568
76	3/24	LA	4-1 W				45-24-7	97	1st/3rd	8, 12p, 96, 9	Harding	*18,568
77	3/27	CGY	0-1 L			OT	45-24-8	98	2nd/7th		Backstrom	*18,568
78	3/29	CGY	2-4 L				45-25-8	98	2nd/7th	8p, 21p	Backstrom/HARDING	*18,568
79	3/31	@ COL	1-2 L				45-26-8	98	2nd/7th	10p	Harding	17,192
80	4/3	EDM	3-0 W				46-26-8	100	2nd/7th	9p, 26, 92p	Backstrom	*18,568
81	4/5	EDM	3-0 W				47-26-8	102	2nd/7th	21, 3, 10	Backstrom	*18,568
82	4/7	STL	5-1 W				48-26-8	104	2nd/7th	96, 92, 37, 17, 17p	Backstrom	*18,568



2005-06 MINNESOTA WILD



#	POS	PLAYER	GP	TOI/G	G	A	PTS	+/-	PIM	PP	SH	GW	SOG	SH%
12	LW	BRIAN ROLSTON	82	20:21	34	45	79	14	50	15	5	7	293	11.6
10	RW	MARIAN GABORIK	65	18:26	38	28	66	6	64	10	2	7	252	15.1
96	RW	PIERRE-MARC BOUCHARD	80	15:15	17	42	59	3	28	7	0	3	118	14.4
28	C	TODD WHITE	61	17:12	19	21	40	-1	18	5	0	0	109	17.4
25	C	RANDY ROBITAILLE	67	14:44	12	28	40	-5	54	7	0	2	112	10.7
37	C	WES WALZ	82	16:30	19	18	37	7	61	1	1	0	127	15.0
32	C	MARC CHOUINARD	74	12:59	14	16	30	1	34	6	2	3	112	12.5
26	D	KURTIS FOSTER*	58	19:13	10	18	28	-3	60	6	0	2	124	8.1
9	RW	ALEXANDRE DAIGLE	46	12:59	5	23	28	-6	12	2	0	1	59	8.5
11	LW	PASCAL DUPUIS	67	16:30	10	16	26	-10	40	4	0	2	151	6.6
17	D	FILIP KUBA	65	21:46	6	19	25	0	44	1	1	1	69	8.7
21	C	MIKKO KOIVU*	64	13:17	6	15	21	-9	40	3	0	0	96	6.3
41	D	MARTIN SKOULA	78	20:49	5	16	21	6	46	3	0	1	92	5.4
20	D	ANDREI ZYUZIN	57	18:53	7	11	18	-12	50	4	0	1	80	8.8
34	D	DANIEL TJARNQVIST	60	19:46	3	15	18	-11	32	3	0	1	54	5.6
17	LW	STEPHANE VEILLEUX	71	12:58	7	9	16	-13	63	0	0	1	87	8.0
8	D	BRENT BURNS	72	14:07	4	12	16	-7	32	1	0	1	73	5.5
55	D	NICK SCHULTZ	79	17:58	2	12	14	2	43	0	0	0	45	4.4
27	RW	KYLE WANVIG	51	10:39	4	8	12	-8	64	1	0	0	55	7.3
18	RW	MATTIAS WEINHANDL	68	14:43	4	7	11	-4	24	0	0	0	57	7.0
24	LW	DEREK BOOGAARD*	65	5:23	2	4	6	2	158	0	0	1	15	13.3
83	RW	MATT FOY*	19	10:59	2	3	5	-4	16	1	0	0	21	9.5
36	D	ALEX HENRY	63	11:26	0	5	5	-4	73	0	0	0	41	0.0
7	C	ERIK WESTRUM	10	10:48	0	1	1	-1	2	0	0	0	16	0.0
23	D	SCOTT FERGUSON	15	9:11	0	0	0	-3	22	0	0	0	6	0.0
56	D	ERIK REITZ*	5	13:09	0	0	0	-2	4	0	0	0	0	0.0
44	LW	ANDREI NAZAROV	2	4:48	0	0	0	-1	6	0	0	0	0	0.0

#	GOALTENDER	GP	W	L	OT	SA	GA	GAA	SV	SV%	SO	A	PIM	MIN
35	MANNY FERNANDEZ	58	30	18	7	1612	130	2.29	1482	.919	1	3	6	3,411
30	DWAYNE ROLSON	24	6	17	1	759	68	3.00	691	.910	1	0	6	1,361
29	JOSH HARDING*	3	2	1	0	83	8	2.59	75	.904	1	0	0	185

* Rookie



2005-06 GAME-BY-GAME

GAME	DATE	OPPONENT	RESULT	W	L	OT	RECORD	PTS	DIVISION/ CONF. RANK	WILD GOALS (BY #)	WILD GOALTENDERS	ATT.
1	10/5	CGY	6-3	W			1-0-0	2	t-1st/t-1st	32, 8p, 27p, 32, 28, 32	Rolosen	*19,398
2	10/8	@ARI	1-2		L		1-1-0	2	t-3rd/t-6th	25p	Rolosen	17,799
3	10/9	@LA	1-2		L	OT	1-1-1	3	t-2nd/t-7th	37	Fernandez	17,725
4	10/12	VAN	6-0	W			2-1-1	5	t-2nd/t-5th	20p, 32, 83p, 96p, 83, 12	Rolosen	*18,568
5	10/14	VAN	3-5		L		2-2-1	5	t-3rd/t-8th	37, 96p, 12p	Rolosen	*18,568
6	10/16	ANA	4-1	W			3-2-1	7	2nd/6th	12p, 17p, 96, 27	Fernandez	*18,568
7	10/19	SJ	6-1	W			4-2-1	9	2nd/5th	2, 24, 32s, 96, 28, 17	Fernandez	*18,064
8	10/22	@STL	3-2	W			5-2-1	11	2nd/5th	12p, 20p, 32	Fernandez	13,903
9	10/23	@CHI	2-4		L		5-3-1	11	2nd/5th	10p, 10	Rolosen	11,368
10	10/25	VAN	1-3		L		5-4-1	11	2nd/5th	9p	Fernandez	*18,568
11	10/28	@CBJ	1-2		L	SO	5-4-2	12	2nd/5th	96	Rolosen	15,669
12	10/29	CBJ	3-1	W			6-4-2	14	2nd/5th	28p, 8, 28	Fernandez	*18,568
13	11/1	@CGY	0-3		L		6-5-2	14	2nd/6th		Fernandez	19,289
14	11/2	@VAN	1-2		L		6-6-2	14	2nd/7th	25	Rolosen	18,630
15	11/5	@SJ	3-1	W			7-6-2	16	t-3rd/t-8th	12p, 12, 12	Rolosen	17,496
16	11/6	@ANA	4-3	W		SO	8-6-2	18	2nd/5th	12s, 21, 19	Fernandez	14,053
17	11/8	ARI	2-4		L		8-7-2	18	t-2nd/8th	34p, 17s	ROLOSON, Fernandez	*18,568
18	11/11	@DET	1-3		L		8-8-2	18	5th/t-9th	25p	Fernandez	20,066
19	11/14	@CGY	2-3		L		8-9-2	18	5th/t-10th	21, 25p	Rolosen	19,289
20	11/19	NSH	4-2	W			9-9-2	20	5th/10th	26, 19, 26, 12p	Fernandez	*18,568
21	11/23	EDM	3-4		L		9-10-2	20	5th/10th	10p, 11p, 11	Rolosen	*18,568
22	11/25	STL	5-3	W			10-10-2	22	5th/10th	37, 10, 26, 96, 96p	Fernandez	*18,568
23	11/30	CBJ	2-3		L	SO	10-10-3	23	5th/11th	21p, 25	Fernandez	*18,568
24	12/1	@NSH	1-2		L		10-11-3	23	5th/11th	26p	Rolosen	10,135
25	12/3	@NJ	2-3		L	SO	10-11-4	24	5th/11th	12p, 20	Fernandez	14,103
26	12/5	@NYR	1-3		L		10-12-4	24	5th/13th	11	Rolosen	18,200
27	12/8	@PIT	5-0	W			11-12-4	26	5th/12th	10, 9, 37, 12, 9p	Fernandez	14,627
28	12/10	@PHI	2-3		L		11-13-4	26	5th/12th	55, 28p	Fernandez	19,592
29	12/11	BUF	2-3		L		11-14-4	26	5th/12th	21p, 12	Rolosen	*18,568
30	12/13	@NYI	4-3	W			12-14-4	28	5th/12th	2, 10, 10p, 32	Fernandez	10,686
31	12/15	BOS	2-3		L		12-15-4	28	5th/12th	12p, 25p	Fernandez	*18,568
32	12/17	MTL	4-3	W		OT	13-15-4	30	5th/12th	12, 28, 12p, 26p	Rolosen	*18,568
33	12/19	DAL	2-1	W			14-15-4	32	5th/t-11th	28, 10	Fernandez	*18,568
34	12/22	@COL	3-4		L		14-16-4	32	5th/t-11th	8, 20p, 21	Rolosen	18,007
35	12/23	COL	5-3	W			15-16-4	34	5th/t-10th	19, 8, 28, 10, 32p	Fernandez	*18,568
36	12/26	@EDM	4-1	W			16-16-4	36	5th/t-10th	11p, 10, 12s, 28	Fernandez	16,839
37	12/28	@EDM	4-2	W			17-16-4	38	5th/t-10th	25, 10, 12p, 10	Fernandez	16,839
38	12/29	@CGY	2-4		L		17-17-4	38	5th/t-10th	27, 11	Rolosen	19,289
39	12/31	VAN	4-3	W			18-17-4	40	5th/t-10th	28, 37, 26p, 25p	Fernandez	*18,568
40	1/3	@DET	4-2	W			19-17-4	42	5th/t-9th	20, 17, 12, 9	Rolosen	20,066
41	1/5	COL	2-4		L		19-18-4	42	5th/t-9th	34p, 28	ROLOSON, Fernandez	*18,568
42	1/7	ANA	4-1	W			20-18-4	44	5th/9th	24, 25, 10, 28p	Fernandez	*18,568
43	1/9	DAL	1-2		L		20-19-4	44	5th/10th	25	Fernandez	*18,568
44	1/14	CGY	1-4		L		20-20-4	44	5th/12th	26p	Fernandez	*18,568
45	1/16	OTT	1-6		L		20-21-4	44	5th/12th	17	Rolosen	*18,568
46	1/18	TOR	5-3	W			21-21-4	46	5th/t-11th	26p, 37, 32p, 10, 32s	Fernandez	*18,568
47	1/20	CHI	4-1	W			22-21-4	48	5th/t-11th	27, 10p, 27, 25p	Fernandez	10,504
48	1/22	@CHI	3-2	W			23-21-4	50	5th/t-10th	37p, 12, 12	Fernandez	*18,568
49	1/24	ARI	3-2	W			24-21-4	52	5th/t-9th	10, 12, 12s	Fernandez	*18,568
50	1/26	NSH	5-1	W			25-21-4	54	5th/t-9th	19, 9, 96, 28, 10	Fernandez	17,153
51	1/27	@CBJ	3-4		L		25-22-4	54	5th/10th	96p, 28, 28p	Rolosen	*18,568
52	1/30	DET	4-5		L		25-23-4	54	5th/11th	10, 28, 20, 17	Fernandez, ROLOSON	18,007
53	1/31	@COL	2-3		L		25-24-4	54	5th/11th	12, 10	Fernandez	15,226
54	2/2	@SJ	3-2	W		SO	26-24-4	56	5th/t-11th	25p, 10	Fernandez	17,658
55	2/4	@ARI	6-4	W			27-24-4	58	5th/10th	37, 10, 28p, 10, 97, 37	Fernandez	*18,568
56	2/7	LA	5-1	W			28-24-4	60	5th/10th	12p, 11p, 10p, 11p, 10p	Fernandez	*18,568
57	2/9	COL	1-2		L		28-25-4	60	5th/10th	28	Fernandez	16,839
58	2/10	@EDM	6-3	W			29-25-4	62	5th/10th	32, 96p, 96, 11, 20p, 37	Rolosen	18,630
59	2/12	@VAN	2-3		L	OT	29-25-5	63	5th/10th	37, 11	Fernandez	18,007
60	2/28	@COL	2-4		L		29-26-5	63	5th/11th	96p, 10p	Fernandez	18,118
61	3/2	@LA	2-3		L		29-27-5	63	5th/11th	10, 10	Fernandez	17,048
62	3/3	@ANA	2-4		L		29-28-5	63	5th/11th	28, 10	Rolosen	*18,568
63	3/5	COL	5-3	W			30-28-5	65	5th/10th	37, 37, 55, 10s, 12p	Fernandez	*18,568
64	3/7	LA	2-3		L	OT	30-28-6	66	5th/10th	37, 37	Fernandez	14,609
65	3/10	@STL	1-2		L	OT	30-28-7	67	5th/11th	10	Fernandez	*18,568
66	3/12	EDM	4-3	W			31-28-7	69	5th/11th	12p, 12p, 41, 96p	Fernandez	*18,568
67	3/14	EDM	1-2		L		31-29-7	69	5th/11th	26p	Fernandez	*18,568
68	3/19	CGY	2-3		L		31-30-7	69	5th/11th	32p, 37	Fernandez	*18,568
69	3/21	CGY	3-1	W			32-30-7	71	5th/11th	10p, 12s, 10	Fernandez	*18,568
70	3/22	@DAL	2-4		L		32-31-7	71	5th/11th	10p, 12p	Fernandez	*18,568
71	3/25	SJ	1-5		L		32-32-7	71	5th/11th	12	Fernandez	16,839
72	3/28	@EDM	3-2	W			33-32-7	73	5th/11th	37s, 96, 12	Fernandez	18,630
73	3/29	@VAN	1-2		L		33-33-7	73	5th/11th	12	Fernandez	18,630
74	3/31	@VAN	2-1		L	SO	34-33-7	75	5th/11th	32p	Fernandez	*18,568
75	4/2	DET	2-3		L		34-34-7	75	5th/12th	96, 10p	Fernandez	*18,568
76	4/4	STL	5-4	W		SO	35-34-7	77	5th/11th	19, 18, 32p, 37	Harding	*18,568
77	4/6	EDM	2-1	W		SO	36-34-7	79	5th/11th	19	Fernandez	19,289
78	4/7	@CGY	1-2		L		36-35-7	79	5th/11th	12s	Fernandez	18,007
79	4/9	@COL	5-2	W			37-35-7	81	5th/11th	10, 11, 34p, 10s, 10	Fernandez	*18,568
80	4/11	CHI	2-0	W			38-35-7	83	5th/11th	19, 96	Harding	12,087
81	4/13	@NSH	2-4		L		38-36-7	83	5th/11th	12p, 37	Harding	18,584
82	4/15	@DAL	3-4		L	OT	38-36-8	84	5th/11th	21s, 18, 10	Fernandez	*18,568



2003-04 MINNESOTA WILD



#	POS	PLAYER	GP	TOI/G	G	A	PTS	+/-	PIM	PP	SH	GW	GTG	SOG	SH%
9	RW	ALEXANDRE DAIGLE	78	15:10	20	31	51	-4	14	6	0	3	0	145	13.8
15	LW	ANDREW BRUNETTE	82	15:32	15	34	49	3	12	7	0	3	1	90	16.7
10	RW	MARIAN GABORIK	65	18:17	18	22	40	10	20	3	0	4	0	220	8.2
33	C	SERGEI ZHOLTOV	59	16:13	13	16	29	4	19	3	0	3	1	115	11.3
24	LW	ANTTI LAAKSONEN	77	16:03	12	14	26	0	20	0	1	1	0	100	12.0
11	LW	PASCAL DUPOIS	59	15:48	11	15	26	5	20	2	0	1	0	127	8.7
18	RW	RICHARD PARK	73	16:30	13	12	25	0	28	4	0	1	1	142	9.2
37	C	WES WALZ	57	16:18	12	13	25	5	32	0	3	2	0	70	17.1
34	C	JIM DOWD	55	14:07	4	20	24	6	38	2	0	2	0	41	9.8
17	D	FILIP KUBA	77	24:06	5	19	24	-7	28	2	1	2	0	114	4.4
96	LW	PIERRE-MARC BOUCHARD	61	14:00	4	18	22	-7	22	2	0	0	0	60	6.7
32	C	MARC CHOUINARD	45	15:58	11	10	21	4	17	3	1	2	0	70	15.7
20	D	ANDREI ZYUZIN	65	20:22	8	13	21	4	48	4	0	1	1	104	7.7
28	C	JASON WIEMER	62	13:57	7	11	18	-6	106	1	0	0	2	89	7.9
55	D	NICK SCHULTZ	79	20:19	6	10	16	12	16	1	0	0	1	72	8.3
2	D	WILLIE MITCHELL	70	22:36	1	13	14	12	83	0	0	0	0	58	1.7
19	LW	STEPHANE VEILLEUX	19	14:20	2	8	10	0	20	1	1	1	0	37	5.4
25	C	RICKARD WALLIN*	15	14:20	5	4	9	1	14	3	0	1	0	16	31.3
26	LW	CHRISTOPH BRANDNER	35	13:20	4	5	9	-2	8	1	0	0	0	50	8.0
12	LW	MATT JOHNSON	57	6:27	7	1	8	4	177	0	0	1	0	21	33.3
21	RW	ERIC CHOUINARD	48	13:36	3	4	7	-7	6	0	0	1	0	45	6.7
36	D	ALEX HENRY	71	14:53	2	4	6	4	106	0	0	0	0	37	5.4
8	RW	BRENT BURNS*	36	13:29	1	5	6	-10	12	0	0	0	0	34	2.9
6	D	JASON MARSHALL	12	15:36	1	4	5	-1	18	1	0	0	0	16	6.3
5	D	BRAD BOMBARDIR	56	20:14	1	2	3	-10	21	0	0	1	0	38	2.6
6	D	ZBYNEK MICHALEK*	22	14:13	1	1	2	-7	4	0	0	0	0	17	5.9
4	D	BRAD BROWN	30	9:41	0	1	1	-1	54	0	0	0	0	14	0.0
14	C	DARBY HENDRICKSON	14	14:12	1	0	1	-7	6	0	0	0	0	14	7.1
71	D	TRAVIS ROCHE*	5	16:07	0	1	1	-3	0	0	0	0	0	5	0.0
27	RW	KYLE WANVIG*	6	13:48	0	1	1	-2	10	0	0	0	0	16	0.0

#	GOALTENDER	GP	W	L	T	SA	GA	GAA	SV	SV%	SO	A	PIM	MIN
30	DWAYNE ROLOSON	48	19	18	11	1,323	89	1.88	1,234	.933	5	1	8	2,847
36	MANNY FERNANDEZ	37	11	14	9	1,056	90	2.49	966	.915	2	0	2	2,166

* Rookie




2003-04 GAME-BY-GAME

GAME	DATE	OPPONENT	RESULT	W	L	T	OTL	RECORD	PTS	DIVISION/ CONF. RANK	WILD GOALS (BY #)	WILD GOALTENDERS	ATT.
1	10/8	@ CHI	0-1		L			0-1-0-0	0	5th/15th		Rolosen	13,903
2	10/10	NYR	5-3	W				1-1-0-0	2	4th/8th	96,17,12,5,9	Fernandez	*18,568
3	10/12	SJ	2-3		L			1-2-0-0	2	5th/11th	26,8	ROLOSON/Fernandez	*18,568
4	10/16	COL	2-5		L			1-3-0-0	2	5th/14th	9p,14	Fernandez	*18,568
5	10/18	VAN	2-2			T		1-3-1-0	3	5th/14th	34p,12	Rolosen	*18,568
6	10/19	@ DAL	1-3		L			1-4-1-0	3	5th/14th	26p	Fernandez	18,213
7	10/21	CGY	2-3		L			1-5-1-0	3	5th/15th	18,20p	Rolosen	*18,064
8	10/24	@ FLA	4-3	W				2-5-1-0	5	5th/14th	18,24,9p,37	Rolosen	15,539
9	10/25	@ TB	2-3		L			2-6-1-0	5	5th/14th	96p,32p	Fernandez	16,223
10	10/28	@ BUF	3-1	W				3-6-1-0	7	5th/11th	37s,9p,15p	Fernandez	11,919
11	10/30	ATL	3-2	W				4-6-1-0	9	4th/10th	15p,37,17p	Fernandez	*18,064
12	11/1	WSH	2-1	W				5-6-1-0	11	3rd/7th	37,15p	Rolosen	*18,568
13	11/4	@ COL	4-4			T		5-6-2-0	12	3rd/7th	24,15,26,24	Fernandez	18,007
14	11/7	@ CGY	3-0	W				6-6-2-0	14	3rd/7th	32,18p,11	Rolosen	13,839
15	11/8	@ VAN	3-4		L			6-7-2-0	14	3rd/7th	11,10,9	Fernandez/ROLOSON	18,630
16	11/11	VAN	1-0	W				7-7-2-0	16	3rd/6th	33	Rolosen	*18,568
17	11/13	EDM	0-2		L			7-8-2-0	16	4th/9th		Rolosen	*18,568
18	11/15	DET	1-1			T		7-8-3-0	17	4th/8th	15p	Rolosen	*18,568
19	11/19	@ PIT	6-2	W				8-8-3-0	19	4th/8th	24,33,24,10,9,11	Rolosen	10,957
20	11/20	@ PHI	1-3		L			8-9-3-0	19	4th/9th	9	Fernandez	19,148
21	11/22	DET	2-5	L				8-10-3-0	19	4th/7th	18p,9	Rolosen	*18,568
22	11/26	DAL	1-3	L				8-11-3-0	19	5th/13th	28	Fernandez	*18,568
23	11/28	SJ	1-2		L			8-12-3-0	19	5th/14th	15	Rolosen	*18,568
24	11/30	ANA	1-1			T		8-12-4-0	20	5th/13th	37	Fernandez	*18,568
25	12/3	@ EDM	1-0	W				9-12-4-0	22	5th/13th	10p	Fernandez	16,198
26	12/5	@ CGY	1-2		L			9-13-4-0	22	5th/13th	11	Fernandez	14,669
27	12/6	@ VAN	1-1			T		9-13-5-0	23	5th/13th	26	Rolosen	18,630
28	12/9	CGY	2-1	W				10-13-5-0	25	5th/13th	20,11p	Fernandez	*18,568
29	12/11	TOR	0-1		L			10-14-5-0	25	5th/13th		Rolosen	*18,568
30	12/13	BUF	3-2	W				11-14-5-0	27	5th/13th	28,24,34	Fernandez	*18,568
31	12/15	@ ARI	5-2	W				12-14-5-0	29	4th/12th	28p,12,15,37,9	Rolosen	13,462
32	12/17	@ COL	3-2	W				13-14-5-0	31	4th/9th	11,17p,33	Rolosen	18,007
33	12/18	@ EDM	1-1			T		13-14-6-0	32	4th/9th	33p	Fernandez	16,145
34	12/20	CBJ	5-2	W				14-14-6-0	34	4th/8th	37s,12,20,37,33	Rolosen	*18,568
35	12/23	NSH	3-3			T		14-14-7-0	35	4th/9th	10,18,28	Fernandez	*18,568
36	12/26	@ DET	2-2			T		14-14-8-0	36	4th/10th	10,37	Rolosen	20,066
37	12/29	@ CGY	2-2			T		14-14-9-0	37	4th/10th	11,18p	Rolosen	16,279
38	12/30	@ EDM	2-2			T		14-14-10-0	38	4th/10th	2,55	Fernandez	16,839
39	1/2	EDM	1-2		L			14-15-10-0	38	4th/11th	12	Rolosen	*18,568
40	1/4	@ COL	1-3		L			14-16-10-0	38	4th/11th	28	Fernandez	18,007
41	1/5	@ STL	1-1			T		14-16-11-0	39	4th/11th	20	Rolosen	19,411
42	1/7	CHI	7-4	W				15-16-11-0	41	4th/11th	28,21,55,18,21,11,24	Fernandez/ROLOSON	*18,568
43	1/9	ARI	0-2		L			15-17-11-0	41	4th/11th		Rolosen	*18,568
44	1/12	NSH	3-3			T		15-17-12-0	42	4th/11th	18,17s,33	Fernandez	*18,568
45	1/14	LA	2-2			T		15-17-13-0	43	4th/11th	15p,55	Rolosen	*18,568
46	1/16	PIT	4-2	W				16-17-13-0	45	4th/11th	15,9,17,24	Rolosen	*18,568
47	1/17	@ STL	2-2			T		16-17-14-0	46	4th/11th	96,55p	Fernandez	19,530
48	1/19	@ NSH	0-2		L			16-18-14-0	46	4th/11th		Fernandez	11,572
49	1/21	CHI	4-2	W				17-18-14-0	48	4th/10th	11,18,34,18	Rolosen	*18,568
50	1/23	@ ANA	2-6	L				17-19-14-0	48	4th/11th	9p,9p	Rolosen	17,174
51	1/24	@ SJ	0-4		L			17-20-14-0	48	4th/11th		Fernandez	17,496
52	1/26	@ LA	2-2			T		17-20-15-0	49	4th/11th	18p,34p	Rolosen	18,118
53	1/29	MTL	2-3				OTL	17-20-15-1	50	4th/11th	23p,24	Rolosen	*18,568
54	1/31	@ CBJ	1-2				OTL	17-20-15-2	51	4th/11th	33	Rolosen	18,136
55	2/2	STL	4-0	W				18-20-15-2	53	4th/10th	37,33,11,37s	Rolosen	*18,064
56	2/4	@ NYR	4-3	W				19-20-15-2	55	4th/10th	24,33p,33p,10	Rolosen	18,200
57	2/10	LA	1-3		L			19-21-15-2	55	4th/10th	15p	Rolosen	*18,568
58	2/13	EDM	3-0	W				20-21-15-2	57	4th/10th	33,32,11p	Rolosen	*18,568
59	2/15	CGY	1-2		L			20-22-15-2	57	4th/10th	33	Rolosen	*18,568
60	2/17	@ NJ	4-4			T		20-22-16-2	58	4th/10th	10,33,10,10p	Fernandez	12,426
61	2/19	VAN	6-2	W				21-22-16-2	60	4th/10th	32,24s,15,32,36,10	Rolosen	*18,568
62	2/22	COL	1-3	L				21-23-16-2	60	5th/11th	32	Rolosen	*18,568
63	2/26	@ NSH	0-4		L			21-24-16-2	60	5th/12th		Fernandez	13,033
64	2/27	@ DAL	1-3	L				21-25-16-2	60	5th/12th	15	Fernandez	18,532
65	2/29	CAR	3-3			T		21-25-17-2	61	5th/12th	20p,20,10	Fernandez	*18,568
66	3/3	@ ANA	0-2		L			21-26-17-2	61	5th/12th		Fernandez	12,747
67	3/4	@ LA	1-1			T		21-26-18-2	62	5th/12th	28	Rolosen	18,118
68	3/7	@ ARI	1-1			T		21-26-19-2	63	5th/12th	15	Rolosen	14,603
69	3/9	@ SJ	4-3	W				22-26-19-2	65	5th/12th	12,15,6,9	Fernandez	14,703
70	3/10	@ VAN	1-1			T		22-26-20-2	66	5th/12th	15p	Rolosen	18,630
71	3/14	CBJ	3-2	W				23-26-20-2	68	5th/11th	18,55,9	Fernandez	*18,568
72	3/16	OTT	5-2	W				24-26-20-2	70	5th/11th	32p,25p,10,10p,10	Rolosen	*18,568
73	3/18	@ BOS	2-0	W				25-26-20-2	72	5th/11th	18,19s	Fernandez	14,383
74	3/19	@ NYI	1-3		L			25-27-20-2	72	5th/11th	15	Rolosen	14,022
75	3/22	ARI	2-3				OTL	25-27-20-3	73	5th/11th	32,55	Fernandez	*18,568
76	3/24	@ CBJ	0-2		L			25-28-20-3	73	5th/12th		Rolosen	17,732
77	3/25	@ CHI	8-2	W				26-28-20-3	75	5th/11th	20p,37,12,24,9,25p,9,10	Fernandez	11,116
78	3/28	ANA	2-1	W				27-28-20-3	77	5th/11th	25,10	Rolosen	*18,568
79	3/29	@ DET	3-5		L			27-29-20-3	77	5th/11th	20p,9,9	Fernandez	20,066
80	3/31	COL	4-4	W				28-29-20-3	79	5th/11th	9,96p,9,32p,32	Rolosen	*18,568
81	4/2	DAL	4-2	W				29-29-20-3	81	5th/10th	21,25,25p,10	Fernandez	*18,568
82	4/4	STL	3-0	W				30-29-20-3	83	5th/10th	19p,10,32	Rolosen	*18,568



2002-03 MINNESOTA WILD



#	POS	PLAYER	GP	TOI/G	G	A	PTS	+/-	PIM	PP	SH	GW	GTG	SOG	SH%
10	LW	MARIAN GABORIK	81	17:24	30	35	65	12	46	5	1	8	0	280	10.7
11	LW	PASCAL DUPOIS	80	17:30	20	28	48	17	44	6	0	4	1	183	10.9
7	C	CLIFF RONNING	80	17:25	17	31	48	-6	24	8	0	5	0	171	9.9
15	LW	ANDREW BRUNETTE	82	14:29	18	28	46	-10	30	9	0	2	3	97	18.5
33	RW	SERGEI ZHOLTOK	78	16:36	16	26	42	1	18	3	0	2	2	153	10.5
37	C	WES WALZ	80	15:56	13	19	32	11	63	0	0	4	0	115	11.3
24	LW	ANTTI LAAKSONEN	82	15:55	15	16	31	4	26	1	2	4	2	106	14.2
17	D	FILIP KUBA	78	23:56	8	21	29	0	29	4	2	1	0	129	6.2
34	C	JIM DOWD	78	13:03	8	17	25	-1	31	3	1	2	0	79	10.1
18	RW	RICHARD PARK	81	16:36	14	10	24	-3	16	2	2	3	1	149	9.4
96	C	PIERRE-MARC BOUCHARD*	50	13:16	7	13	20	1	18	5	0	1	0	53	13.2
20	D	ANDREI ZYUZIN	67	21:38	4	13	17	-8	36	2	0	0	0	113	3.5
5	D	BRAD BOMBARDIR	58	22:01	1	14	15	15	16	1	0	0	0	55	1.8
2	D	WILLIE MITCHELL	69	21:28	2	12	14	13	84	0	1	1	0	67	3.0
77	D	LUBOMIR SEKERAS	60	18:52	2	9	11	-12	30	1	0	1	0	50	4.0
28	LW	JEREMY STEVENSON	32	10:48	5	6	11	6	69	1	0	1	0	29	17.2
55	D	NICK SCHULTZ	75	18:28	3	7	10	11	23	0	0	1	0	70	4.3
16	RW	BILL MUCKALT	8	13:00	5	3	8	5	6	0	0	0	0	13	38.5
12	L	MATT JOHNSON	60	7:24	3	5	8	-8	201	0	0	1	0	24	12.5
14	C	DARBY HENDRICKSON	28	15:16	1	5	6	-3	8	0	0	0	0	34	2.9
23	D	JASON MARSHALL	45	11:24	1	5	6	4	69	0	0	0	0	40	2.5
4	D	BRAD BROWN	57	9:14	0	1	1	-1	90	0	0	0	0	10	0.0
19	LW	STEPHANE VEILLEUX*	38	12:08	3	2	5	-6	23	1	0	0	0	52	5.8
3	D	LADISLAV BENYSEK	14	11:26	0	0	0	0	8	0	0	0	0	7	0.0
27	RW	KYLE WANVIG*	7	9:14	1	0	1	0	13	0	0	0	0	5	20.0
25	C	RICKARD WALLIN*	4	7:44	1	0	1	1	0	0	0	1	0	1	100.0
9	LW	HNAT DOMENICHELLI	1	11:11	0	0	0	0	0	0	0	0	0	1	0.0
6	LW	JEAN-GUY TRUDEL	1	5:37	0	0	0	0	2	0	0	0	0	0	0.0
38	D	CURTIS MURPHY	1	8:56	0	0	0	0	0	0	0	0	0	0	0.0

#	GOALTENDER	GP	W	L	T	SA	GA	GAA	SV	SV%	SO	A	PIM	MIN
30	DWAYNE ROLOSON	50	23	16	8	1,334	98	2.00	1,236	.927	4	1	4	2,945
35	MANNY FERNANDEZ	34	19	13	2	972	74	2.24	898	.924	2	1	6	1,979
31	DIETER KOCHAN	1	0	1	0	28	5	5.00	23	.821	0	0	0	60

* Rookie




2002-03 GAME-BY-GAME

GAME	DATE	OPPONENT	RESULT	W	L	T	OTL	RECORD	PTS	DIVISION/ CONF. RANK	WILD GOALS (BY #)	WILD GOALTENDERS	ATT.
1	10/11	BOS	5-1	W				1-0-0-0	2	1st/2nd	18p,37,15,33,34s	Fernandez	*18,568
2	10/12	@ STL	2-2				T	1-0-1-0	3	2nd/5th	7p,15p	Rolosen	16,294
3	10/15	FLA	4-1	W				2-0-1-0	5	1st/2nd	16,24s,5p,16	Fernandez	*18,064
4	10/17	DAL	3-1	W				3-0-1-0	7	1st/1st	10p,10,16	Fernandez	*18,568
5	10/19	DET	3-5		L			3-1-1-0	7	2nd/5th	37,16,24	Rolosen	*19,344
6	10/22	CGY	4-3	W				4-1-1-0	9	1st/1st	16,10p,24,7p	Fernandez	*18,064
7	10/24	@ CHI	3-2	W				5-1-1-0	11	1st/1st	11,15p,15	Rolosen	11,137
8	10/26	@ ARI	6-1	W				6-1-1-0	13	1st/1st	15p,10,11,10,37,15p	Fernandez	10,236
9	10/27	@ COL	3-3			T		6-1-2-0	14	1st/1st	19p,11,24	Rolosen	18,007
10	10/29	COL	3-2	W				7-1-2-0	16	1st/1st	10p,33,77	Fernandez	*18,568
11	10/31	SJ	2-1	W				8-1-2-0	18	1st/1st	33,33	Rolosen	*18,064
12	11/2	VAN	2-4		L			8-2-2-0	18	1st/1st	10,7	Fernandez	*18,568
13	11/4	@ LA	5-2	W				9-2-2-0	20	1st/1st	10p,10s,7,10,24	Rolosen	15,693
14	11/7	@ ARI	1-4		L			9-3-2-0	20	1st/1st	11	FERNANDEZ/Rolosen	11,107
15	11/9	@ SJ	4-2	W				10-3-2-0	22	1st/2nd	7p,10,96p,37	Rolosen	17,496
16	11/10	@ ANA	0-1		L			10-4-2-0	22	1st/2nd		Fernandez	14,070
17	11/12	EDM	2-3		L			10-5-2-0	22	1st/2nd	15,11p	Rolosen	*18,064
18	11/14	PIT	1-1			T		10-5-3-0	23	1st/2nd	18	Fernandez	*18,568
19	11/16	WSH	1-0	W				11-5-3-0	25	1st/2nd	11	Rolosen	*18,568
20	11/19	LA	2-2			T		11-5-4-0	26	1st/2nd	10,33	Rolosen	*18,064
21	11/21	@ WSH	4-3	W				12-5-4-0	28	2nd/4th	24,19,15p,11	Rolosen	12,838
22	11/23	NSH	4-2	W				13-5-4-0	30	2nd/3rd	15,10,10p,10	Fernandez	*18,568
23	11/25	VAN	1-2		L			13-6-4-0	30	2nd/3rd	15	Fernandez	*18,064
24	11/27	@ DAL	0-5		L			13-7-4-0	30	2nd/4th		Fernandez	18,532
25	11/29	COL	2-2			T		13-7-5-0	31	2nd/4th	18p,24	Rolosen	*18,568
26	12/3	@ EDM	1-2				OTL	13-7-5-1	32	1st/3rd	11	Fernandez	15,527
27	12/5	@ CGY	1-1			T		13-7-6-1	33	1st/2nd	15	Rolosen	14,118
28	12/7	@ VAN	4-2	W				14-7-6-1	35	2nd/4th	17p,10,10,10	Rolosen	18,422
29	12/10	TB	5-3	W				15-7-6-1	37	2nd/4th	96p,18,37,10,2s	Fernandez	*18,064
30	12/12	@ DET	3-2	W				16-7-6-1	39	1st/2nd	37,18,25	Rolosen	20,058
31	12/14	@ NSH	1-3		L			16-8-6-1	39	2nd/4th	15p	Fernandez	14,224
32	12/15	CAR	2-1		L			17-8-6-1	41	2nd/4th	7,17p	Rolosen	*18,568
33	12/17	EDM	4-3	W				18-8-6-1	43	2nd/3rd	27,10,18,18	Fernandez	*18,568
34	12/19	NYI	2-4		L			18-9-6-1	43	2nd/4th	33,7	Rolosen	*18,568
35	12/21	@ COL	2-4		L			18-10-6-1	43	2nd/4th	10,34p	Fernandez	18,007
36	12/23	CGY	2-3		L			18-11-6-1	43	2nd/5th	18s,10	Rolosen	*18,568
37	12/26	@ CHI	2-2			T		18-11-7-1	44	2nd/4th	37,19	Rolosen	18,863
38	12/28	@ BUF	4-3	W				19-11-7-1	46	2nd/4th	10,17p,34,24	Fernandez	12,006
39	12/31	ANA	4-1	W				20-11-7-1	48	2nd/4th	28,55,12,24	Rolosen	*18,568
40	1/2	@ EDM	2-1	W				21-11-7-1	50	2nd/5th	20,34	Fernandez	16,839
41	1/4	@ CGY	2-3		L			21-12-7-1	50	2nd/5th	20p,15	Rolosen	15,974
42	1/6	LA	2-3		L			21-13-7-1	50	2nd/5th	33p,11	Fernandez/ROLOSON	*18,568
43	1/8	CBJ	1-2		L			21-14-7-1	50	2nd/6th	96	Rolosen	*18,568
44	1/10	ARI	2-1	W				22-14-7-1	52	2nd/5th	20p,7p	Rolosen	*18,568
45	1/14	BUF	0-1		L			22-15-7-1	52	2nd/5th		Rolosen	*18,568
46	1/16	VAN	5-2	W				23-15-7-1	54	2nd/5th	18,11p,28,11,10	Rolosen	*18,568
47	1/18	ANA	0-1		L			23-16-7-1	54	2nd/5th		Rolosen	*18,568
48	1/20	@ ANA	2-1	W				24-16-7-1	56	2nd/5th	55,24	Rolosen	13,331
49	1/23	@ LA	2-1	W				25-16-7-1	58	2nd/5th	96p,10	Rolosen	16,480
50	1/25	@ SJ	1-4		L			25-17-7-1	58	2nd/5th	10	Rolosen	17,496
51	1/28	@ VAN	2-2			T		25-17-8-1	59	2nd/5th	55,33	Rolosen	18,422
52	1/29	@ EDM	1-5		L			25-18-8-1	59	2nd/5th	34	Kochan	16,469
53	2/5	CHI	2-1	W				26-18-8-1	61	3rd/6th	17p,37	Rolosen	*18,568
54	2/7	SJ	4-3	W				27-18-8-1	63	3rd/6th	18,11,7p,24s	Rolosen	*18,568
55	2/9	@ NJ	2-3		L			27-19-8-1	63	2nd/5th	96p,11	Rolosen	16,744
56	2/10	@ PHI	1-0	W				28-19-8-1	65	3rd/6th	11	Fernandez	19,143
57	2/12	PHI	2-0	W				29-19-8-1	67	3rd/6th	7p,37	Rolosen	*18,568
58	2/14	ARI	2-3		L			29-20-8-1	67	3rd/6th	18s,7	Fernandez	*18,568
59	2/15	@ COL	2-3		L			29-21-8-1	67	3rd/7th	34,11	Fernandez	18,007
60	2/19	NYR	2-4		L			29-22-8-1	67	3rd/7th	15p,33p	Rolosen	*18,568
61	2/23	STL	3-1	W				30-22-8-1	69	3rd/6th	37,37,17s	Fernandez	*18,568
62	2/25	@ OTT	3-0	W				31-22-8-1	71	3rd/7th	18,77p,10	Rolosen	17,371
63	2/27	@ MTL	6-3	W				32-22-8-1	73	3rd/6th	18,37,33p,10,7,7	Fernandez	21,273
64	3/1	@ STL	0-2		L			32-23-8-1	73	3rd/6th		Rolosen	19,645
65	3/4	NJ	3-2	W				33-23-8-1	75	3rd/6th	15,20,2	Fernandez	*18,568
66	3/6	@ NSH	2-2			T		33-23-9-1	76	3rd/6th	33,11p	Fernandez	13,540
67	3/7	@ CAR	0-1		L			33-24-9-1	76	3rd/6th		Rolosen	13,224
68	3/9	@ ATL	6-4	W				34-24-9-1	78	3rd/7th	34p,33,33,17,11,28	Rolosen/FERNANDEZ	15,484
69	3/12	DAL	4-2	W				35-24-9-1	80	3rd/6th	14,17s,15p,24	Fernandez	*18,568
70	3/14	NSH	3-1	W				36-24-9-1	82	3rd/6th	96,34p,7	Rolosen	*18,568
71	3/15	@ CBJ	0-5		L			36-25-9-1	82	3rd/6th		FERNANDEZ/Rolosen	18,136
72	3/17	TB	3-3			T		36-25-10-1	83	3rd/7th	12,10,15p	Rolosen	18,196
73	3/19	@ FLA	3-1	W				37-25-10-1	85	3rd/6th	24,33,11p	Rolosen	15,344
74	3/21	@ DAL	3-2	W				38-25-10-1	87	3rd/7th	28,11p,37	Fernandez	18,532
75	3/23	DET	4-0	W				39-25-10-1	89	3rd/7th	12,33,24,28p	Rolosen	*18,568
76	3/25	@ DET	0-4		L			39-26-10-1	89	3rd/7th		Rolosen	20,058
77	3/26	STL	0-1		L			39-27-10-1	89	3rd/6th		Fernandez	*18,568
78	3/28	CHI	4-3	W				40-27-10-1	91	3rd/7th	33,23,7,18	Rolosen	*18,568
79	3/31	CGY	3-0	W				41-27-10-1	93	3rd/6th	7p,96p,24p	Fernandez	*18,568
80	4/2	@ CBJ	0-3		L			41-28-10-1	93	3rd/7th		Rolosen	*18,568
81	4/3	@ TOR	1-2		L			41-29-10-1	93	3rd/7th	11p	Fernandez	*18,568
82	4/6	CBJ	4-3	W				42-29-10-1	95	3rd/6th	17,15,7p,10	Rolosen	*18,568



2001-02 MINNESOTA WILD



#	POS	PLAYER	GP	TOI/G	G	A	PTS	+/-	PIM	PP	SH	GW	GTG	SOG	SH%
15	LW	ANDREW BRUNETTE	81	16:02	21	48	69	-4	18	10	0	2	1	106	19.8
10	LW	MARIAN GABORIK	78	16:47	30	37	67	0	34	10	0	4	1	221	13.6
34	C	JIM DOWD	82	15:34	13	30	43	-14	54	5	0	1	0	111	11.7
33	RW	SERGEI ZHOLTOK	73	16:04	19	20	39	-10	28	1	0	2	1	146	13.0
24	LW	ANTTI LAAKSONEN	82	16:20	16	17	33	-5	22	0	0	1	0	104	15.4
37	C	WES WALZ	64	16:42	10	20	30	0	43	0	2	5	0	97	10.3
11	LW	PASCAL DUPOUIS*	76	15:08	15	12	27	-10	16	3	2	0	0	154	9.7
18	C	RICHARD PARK	63	16:28	10	15	25	-1	10	2	1	2	0	115	8.7
14	C	DARBY HENDRICKSON	68	16:43	9	15	24	-22	50	2	2	1	0	79	11.4
17	D	FILIP KUBA	62	25:30	5	19	24	-6	32	3	0	1	0	101	5.0
77	D	LUBOMIR SEKERAS	69	22:37	4	20	24	-7	38	4	0	1	0	82	4.9
22	RW	STACY ROEST	58	15:50	10	11	21	-3	8	1	4	2	1	98	10.2
44	C	AARON GAVEY	71	11:55	6	11	17	-21	38	1	0	0	0	75	8.0
2	D	WILLIE MITCHELL	68	21:25	3	10	13	-16	68	0	0	1	0	67	4.5
23	D	JASON MARSHALL	80	16:18	5	6	11	-8	148	1	0	0	0	73	6.8
55	D	NICK SCHULTZ*	52	16:08	4	6	10	0	14	1	0	1	0	47	8.5
3	D	LADISLAV BENYSEK	74	19:09	1	7	8	-12	28	0	0	0	0	44	2.3
9	LW	HNAT DOMENICHELLI	27	12:40	1	5	6	-5	10	0	0	0	0	57	1.8
25	D	ANDY SUTTON	19	10:57	2	4	6	-4	35	1	0	0	0	21	9.5
18	C	SEBASTIEN BORDELEAU	14	13:35	1	4	5	-1	8	0	0	0	0	25	4.0
26	RW	TONY VIRTÄ	8	13:23	2	3	5	0	0	0	0	0	0	15	13.3
12	LW	MATT JOHNSON	60	7:23	4	0	4	-13	183	0	0	1	0	23	0.0
4	D	BRAD BROWN	51	15:54	0	4	4	-11	123	0	0	0	0	23	17.4
5	D	BRAD BOMBARDIR	28	20:33	1	2	3	-6	14	1	0	0	0	24	4.2
31	C	ROMAN SIMICEK	6	13:16	2	0	2	1	8	0	0	0	0	28	0.0
23	RW	SERGEI KRIVOKRASOV	9	12:13	1	1	2	-1	17	0	0	1	0	13	7.7
36	LW	SYLVAIN BLOUIN	43	9:51	0	2	2	-11	130	0	0	0	0	4	50.0
6	D	MIKE MATTEUCCI	3	10:06	0	0	0	0	1	2	0	0	0	0	0.0
39	D	TRAVIS ROCHE*	4	12:30	0	0	0	-1	2	0	0	0	0	0	0.0
19	D	DAVID CULLEN*	17	14:02	0	0	0	-8	6	0	0	0	0	1	0.0

#	GOALTENDER	GP	W	L	T	SA	GA	GAA	SV	SV%	SO	A	PIM	MIN
30	DWAYNE ROLOSON	45	14	20	7	1,132	112	2.68	1,020	.901	5	0	8	2,506
35	MANNY FERNANDEZ	44	12	24	5	1,157	125	.892	1,032	.892	1	0	4	2,463
31	DEREK GUSTAFSON	1	0	0	0	7	0	0.00	7	1.000	0	0	0	26

* Rookie

2001-02 GAME-BY-GAME



GAME	DATE	OPPONENT	RESULT	W	L	T	OTL	RECORD	PTS	DIVISION/ CONF. RANK	WILD GOALS (BY #)	WILD GOALTENDERS	ATT.
1	10/6	@ SJ	0-0				T	0-0-1-0	1	4th/t-11th		Rolason	16,774
2	10/7	@ LA	4-3	W				1-0-1-0	3	2nd/3rd	15, 22, 71, 2	Fernandez	16,354
3	10/10	BOS	2-1	W				2-0-1-0	5	2nd/2nd	22, 22	Fernandez	*18,568
4	10/12	CHI	6-4	W				3-0-1-0	7	t-1st/t-1st	42, 34, 22, 17, 15, 42	Rolason	*18,568
5	10/14	EDM	3-3				T	3-0-2-0	8	3rd/t-3rd	77, 22, 10	Fernandez	*18,064
6	10/16	SJ	3-3				T	3-0-3-0	9	t-1st/t-2nd	10, 34, 24	Rolason	*18,064
7	10/19	STL	3-2				OTL	3-0-3-1	10	3rd/4th	33, 44	Fernandez	*18,568
8	10/24	CAR	3-7				L	3-1-3-1	10	t-3rd/t-5th	34, 15, 10	FERNANDEZ/Rolason	*18,064
9	10/27	@ CGY	2-4				L	3-2-3-1	10	4th/10th	10, 12	Rolason	14,088
10	10/30	@ NSH	4-2	W				4-2-3-1	12	4th/t-7th	14, 15, 25, 14	Rolason	12,522
11	10/31	NSH	4-6				L	4-3-3-1	12	4th/10th	31, 37, 34, 10	Fernandez	*18,064
12	11/2	COL	4-2	W				5-3-3-1	14	t-3rd/t-8th	15, 24, 34, 31	Rolason	*19,014
13	11/4	EDM	0-2				L	5-4-3-1	14	t-3rd/9th		Rolason	*18,064
14	11/6	@ NYR	1-3				L	5-5-3-1	14	4th/10th	11	Fernandez	17,454
15	11/8	@ BOS	5-3	W				6-5-3-1	16	3rd/t-7th	34, 17, 15, 33, 15	Rolason	12,235
16	11/11	VAN	0-5				L	6-6-3-1	16	3rd/9th		FERNANDEZ/Rolason	*18,568
17	11/13	ATL	4-2	W				7-6-3-1	18	3rd/t-7th	10, 10, 10, 11	Rolason	*18,064
18	11/14	@ COL	0-1				L	7-7-3-1	18	3rd/t-7th		Rolason	18,007
19	11/16	@ DET	3-8				L	7-8-3-1	18	5th/11th	18, 44, 15	ROLOSON/Fernandez	20,058
20	11/18	LA	2-2				T	7-8-4-1	19	5th/11th	33, 10	Rolason	*18,064
21	11/20	@ ARI	1-2				OTL	7-8-4-2	20	t-4th/t-10th	10	Rolason	10,480
22	11/21	@ SJ	2-0	W				8-8-4-2	22	t-3rd/t-7th	14, 34	Fernandez	17,496
23	11/23	ARI	5-2	W				9-8-4-2	24	3rd/t-6th	34, 11, 37, 10, 10	Rolason	*18,568
24	11/25	DAL	3-4				L	9-9-4-2	24	t-4th/t-7th	34, 77, 11	Rolason	*19,042
25	11/27	VAN	2-1	W				10-9-4-2	26	3rd/t-6th	33, 11	Fernandez	*18,064
26	11/29	FLA	6-0	W				11-9-4-2	28	3rd/t-6th	55, 11, 33, 24, 10, 44	Rolason	*18,064
27	12/2	STL	4-4				T	11-9-5-2	29	3rd/8th	3, 14, 11, 15	Rolason	*18,568
28	12/5	@ PHI	2-4				L	11-10-5-2	29	4th/10th	77, 2	Fernandez	11,085
29	12/8	@ CHI	1-5				L	11-11-5-2	29	4th/10th	37	ROLOSON/Fernandez	19,548
30	12/10	@ MTL	0-4				L	11-12-5-2	29	4th/10th		Fernandez	17,727
31	12/14	@ PIT	5-2	W				12-12-5-2	31	4th/10th	33, 33, 10, 11, 37	Fernandez	13,378
32	12/16	COL	2-3				OTL	12-12-5-3	32	t-4th/t-9th	34, 14	Rolason	*18,568
33	12/18	ANA	1-5				L	12-13-5-3	32	t-4th/t-11th	15	Fernandez	*18,568
34	12/22	@ VAN	2-1	W				13-13-5-3	34	4th/11th	33, 37	Fernandez	16,337
35	12/23	@ COL	3-6				L	13-14-5-3	34	4th/11th	34, 15, 44	Rolason	18,007
36	12/26	DET	3-3				T	13-14-6-3	35	4th/11th	23, 18, 2	Fernandez	*18,568
37	12/28	@ EDM	2-3				L	13-15-6-3	35	4th/11th	44, 15	Rolason	16,839
38	12/29	@ CGY	3-4				L	13-16-6-3	35	5th/12th	23, 11, 12	Fernandez	16,730
39	12/31	@ DET	2-4				L	13-17-6-3	35	5th/12th	14, 10	Fernandez	20,058
40	1/2	TB	2-0	W				14-17-6-3	37	4th/11th	10, 14	Rolason	*18,568
41	1/4	NSH	2-1	W				15-17-6-3	39	4th/t-10th	15, 77	Fernandez	*18,568
42	1/6	BUF	1-4				L	15-18-6-3	39	5th/12th	24	Rolason	*18,568
43	1/8	MTL	4-2	W				16-18-6-3	41	4th/11th	24, 37, 37, 33	Fernandez	*18,568
44	1/10	@ NSH	2-2				T	16-18-7-3	42	4th/11th	33, 33	Rolason	12,734
45	1/11	ANA	2-2				T	16-18-8-3	43	4th/11th	17, 24	Fernandez	*18,568
46	1/13	DAL	1-3				L	16-19-8-3	43	t-4th/t-11th	24	Fernandez	*18,568
47	1/15	@ CAR	0-2				L	16-20-8-3	43	5th/12th		Rolason	10,712
48	1/18	@ CBJ	3-1	W				17-20-8-3	45	t-4th/t-11th	17, 17, 10	Fernandez	18,136
49	1/19	@ OTT	1-4				L	17-21-8-3	45	5th/12th	37	Fernandez	17,398
50	1/23	@ ANA	2-3				OTL	17-21-8-4	46	5th/12th	18, 10	Rolason	9,511
51	1/24	@ LA	1-4				L	17-22-8-4	46	5th/13th	55	Fernandez	15,917
52	1/26	NY	2-2				T	17-22-9-4	47	5th/t-12th	14, 22	Rolason	*18,568
53	1/28	CGY	2-3				OTL	17-22-9-5	48	5th/12th	33, 15	Fernandez	*18,568
54	1/30	LA	0-2				L	17-23-9-5	48	5th/13th		Rolason	*18,568
55	2/5	@ TOR	1-3				L	17-24-9-5	48	5th/13th	11	Fernandez	19,217
56	2/6	@ WSH	1-2				L	17-25-9-5	48	5th/14th	18	Rolason	16,224
57	2/8	COL	0-6				L	17-26-9-5	48	5th/14th		FERNANDEZ/Rolason	*18,568
58	2/10	NYI	4-3	W				18-26-9-5	50	5th/13th	11, 18, 33, 33	Rolason	*18,568
59	2/12	@ CBJ	3-3				T	18-26-10-5	51	5th/13th	33, 23, 33	Fernandez	18,136
60	2/13	DET	0-2				L	18-27-10-5	51	5th/t-13th		Rolason	*18,568
61	2/27	@ ANA	5-3	W				19-27-10-5	53	5th/13th	23, 55, 5, 12, 24	Rolason	10,022
62	3/2	@ VAN	3-6				L	19-28-10-5	53	5th/13th	12, 22, 34	FERNANDEZ/Rolason	18,422
63	3/5	NYR	2-3				OTL	19-28-10-6	54	5th/13th	10, 24	Rolason	*18,568
64	3/7	@ STL	3-0	W				20-28-10-6	56	5th/13th	24, 10, 10	Rolason	18,792
65	3/8	@ DAL	5-3	W				21-28-10-6	58	5th/13th	10, 14, 15, 22, 11	Fernandez	18,532
66	3/10	CBJ	5-0	W				22-28-10-6	60	5th/13th	10, 10, 11, 10, 33	Rolason	*18,568
67	3/12	OTT	3-4				OTL	22-28-10-7	61	5th/t-12th	18, 15, 11	Fernandez	*18,064
68	3/17	ARI	2-2				T	22-28-11-7	62	5th/12	10, 10	Fernandez	*18,568
69	3/18	CGY	4-2	W				23-28-11-7	64	5th/12th	22, 18, 18, 24	Rolason	*18,064
70	3/20	CBJ	1-3				L	23-29-11-7	64	5th/12th	15	Fernandez	*18,064
71	3/23	@ NYI	1-2				L	23-30-11-7	64	5th/12th	15	Fernandez	16,234
72	3/26	@ STL	2-1	W				24-30-11-7	66	5th/12th	24, 37	Fernandez	16,469
73	3/27	@ ATL	4-2	W				25-30-11-7	68	5th/12th	10, 22, 15, 24	Rolason	13,039
74	3/29	CHI	1-3				L	25-31-11-7	68	5th/12th	10	Fernandez	*19,004
75	3/31	@ CHI	1-2				L	25-32-11-7	68	5th/12th	23	Fernandez	14,835
76	4/2	@ EDM	1-2				OTL	25-32-11-8	69	5th/12th	18	Fernandez	16,839
77	4/4	@ CGY	3-4				L	25-33-11-8	69	5th/12th	26, 33, 9	Fernandez	13,831
78	4/5	@ VAN	4-5				OTL	25-33-11-9	70	5th/12th	55, 26, 44, 24	Rolason	18,160
79	4/8	SJ	3-1	W				26-33-11-9	72	5th/12th	11, 18, 33	Fernandez	*18,568
80	4/10	@ DAL	4-4				OTL	26-33-12-9	73	5th/12th	10, 24, 34, 15	Fernandez/ROLOSON	18,532
81	4/12	@ ARI	1-7				L	26-34-12-9	73	5th/12th	11	ROLOSON/Gustafson	16,210
82	4/14	EDM	2-4				L	26-35-12-9	73	5th/12th	15, 24	Rolason	*18,564



2000-01 MINNESOTA WILD



#	POS	PLAYER	GP	TOI/G	G	A	PTS	+/-	PIM	PP	SH	GW	GTG	SOG	SH%
18	C	SCOTT PELLERIN	58	18:40	11	28	39	6	45	2	2	2	0	117	9.4
10	LW	MARIAN GABORIK*	71	15:26	18	18	36	-6	32	6	0	3	0	179	10.1
77	D	LUBOMIR SEKERAS	80	21:13	11	23	34	-8	52	4	0	2	0	102	10.8
37	C	WES WALZ	82	16:45	18	12	30	-8	37	0	7	3	0	152	11.8
17	D	FILIP KUBA*	75	24:16	9	21	30	-6	28	4	0	4	1	141	6.4
14	C	DARBY HENDRICKSON	72	15:50	18	11	29	1	36	3	1	1	1	114	15.8
34	C	JIM DOWD	68	17:50	7	22	29	-6	80	0	0	0	1	92	7.6
24	LW	ANTTI LAAKSONEN	82	16:27	12	16	28	-7	24	0	2	1	0	129	9.3
22	C	STACY ROEST	76	14:01	7	20	27	3	20	1	0	1	0	125	5.6
44	C	AARON GAVEY	75	14:00	10	14	24	-8	52	1	0	2	0	100	10.0
25	RW	SERGEI KRIVOKRASOV	54	13:05	7	15	22	-1	20	2	0	1	0	107	6.5
21	D	SEAN O'DONNELL	63	23:00	4	12	16	-2	128	1	0	1	0	58	6.9
5	D	BRAD BOMBARDIR	70	20:50	0	15	15	-6	42	0	0	0	0	81	0.0
21	LW	CAM STEWART	54	13:12	4	9	13	-3	18	0	1	0	1	61	6.6
20	RW	MAXIM SUSHINSKY	30	14:01	7	4	11	-7	29	3	0	0	0	62	11.3
19	RW	JEFF NIELSEN	59	13:33	3	8	11	-16	4	1	0	1	0	82	3.7
2	D	WILLIE MITCHELL*	17	20:49	1	7	8	4	11	0	0	0	0	16	6.3
42	D	ANDY SUTTON	69	12:55	3	4	7	-11	131	2	0	0	0	64	4.7
3	D	LADISLAV BENYSEK*	71	18:25	2	5	7	-11	38	1	0	0	0	48	4.2
45	LW	PETER BARTOS	13	13:55	4	2	6	2	6	1	0	1	0	18	22.2
16	C	ROMAN SIMICEK	28	12:44	2	4	6	-4	21	0	0	0	0	14	14.3
36	LW	SYLVAIN BLOUIN	41	9:54	3	2	5	-5	117	0	0	0	0	37	8.1
7	D	CURTIS LESCHYSHYN	54	19:31	2	3	5	-2	19	1	0	1	0	43	4.7
23	LW	PAVEL PATERA	20	14:27	1	3	4	-8	4	0	0	0	0	14	7.1
12	LW	MATT JOHNSON	50	7:43	1	1	2	-6	137	0	0	0	0	21	4.8
23	LW	STEVE MCKENNA	20	7:59	1	1	2	0	19	0	0	0	0	12	8.3
11	LW	KAI NURMINEN	2	15:34	1	0	1	-1	2	0	0	0	0	1	100.0
11	LW	PASCAL DUPUIS*	4	15:36	1	0	1	0	4	1	0	0	0	8	12.5
15	D	J.J. DAIGNEAULT	1	11:38	0	0	0	-1	2	0	0	0	0	0	0.0
6	D	TRAVIS ROCHE*	1	15:22	0	0	0	0	0	0	0	0	0	0	0.0
40	D	CHRIS ARMSTRONG*	3	18:06	0	0	0	-3	0	0	0	0	0	4	0.0
26	RW	CHRISTIAN MATTE*	3	13:21	0	0	0	0	2	0	0	0	0	8	0.0
28	D	MIKE MATTEUCCI	3	11:29	0	0	0	-2	2	0	0	0	0	3	0.0
32	C	BRIAN BONIN	7	9:46	0	0	0	-3	0	0	0	0	0	7	0.0

#	GOALTENDER	GP	W	L	T	SA	GA	GAA	SV	SV%	SO	A	PIM	MIN
35	MANNY FERNANDEZ	42	19	17	4	1,147	92	2.24	1,055	.920	4	1	6	2,461
29	JAMIE MCLENNAN	38	5	23	9	1,032	98	2.64	934	.905	2	1	4	2,230
30	DEREK GUSTAFSON	4	1	3	0	97	10	2.51	87	.897	0	0	0	239
31	ZAC BIERK	1	0	1	0	27	6	6.00	21	.778	0	0	2	60

* Rookie

2000-01 GAME-BY-GAME



GAME	DATE	OPPONENT	RESULT	W	L	T	OTL	RECORD	PTS	DIVISION/ CONF. RANK	WILD GOALS (BY #)	WILD GOALTENDERS	ATT.
1	10/6	@ ANA	1-3	L				0-1-0-0	0	0/0	10	McLennan	16,520
2	10/7	@ ARI	1-4	L				0-2-0-0	0	5th/14th	34	Fernandez	13,089
3	10/11	PHI	3-3			T		0-2-1-0	1	5th/14th	14, 10, 37	Fernandez	*18,827
4	10/13	@ STL	0-2	L				0-3-1-0	1	4th/14th		McLennan	19,576
5	10/15	EDM	3-5	L				0-4-1-0	1	5th/15th	77, 20, 20	McLennan	*18,064
6	10/18	TB	6-5	W				1-4-1-0	3	5th/15th	20, 21, 20, 33, 10, 10	McLennan	*18,064
7	10/20	SJ	1-3	L				1-5-1-0	3	5th/14th	12	McLennan	*18,064
8	10/22	FLA	0-0			T		1-5-2-0	4	5th/14th		McLennan	*18,064
9	10/24	@ MTL	2-2	T				1-5-3-0	5	5th/14th	37, 24	McLennan	19,011
10	10/25	@ TOR	1-6	L				1-6-3-0	5	5th/14th	37	MCLENNAN/Fernandez	19,114
11	10/27	CGY	3-1	W				2-6-3-0	7	5th/14th	14, 17, 44	Fernandez	*18,064
12	10/29	CHI	2-3	L				2-7-3-0	7	5th/13th	10, 33	Fernandez	*18,064
13	11/3	@ EDM	0-3	L				2-8-3-0	7	4th/13th		McLennan	12,811
14	11/5	@ CGY	3-2	W				3-8-3-0	9	4th/13th	37, 37, 24	Fernandez	15,330
15	11/7	@ COL	0-2	L				3-9-3-0	9	4th/13th		McLennan	18,007
16	11/8	CGY	0-1	L				3-10-3-0	9	5th/14th		Fernandez	*18,064
17	11/10	@ CHI	5-2	W				4-10-3-0	11	5th/15th	21, 17, 10, 22, 24	Fernandez	15,348
18	11/12	EDM	4-5				OTL	4-10-3-1	12	5th/15th	77, 77, 16, 22	Fernandez	*18,064
19	11/15	NYR	2-3	L				4-11-3-1	12	5th/15th	11, 77	Fernandez	*18,568
20	11/17	@ BUF	1-3	L				4-12-3-1	12	5th/15th	45	McLennan	16,590
21	11/18	@ BOS	6-1	W				5-12-3-1	14	5th/15th	20, 77, 77, 20, 14, 45	Fernandez	14,465
22	11/22	CGY	1-1			T		5-12-4-1	15	5th/15th	19	McLennan	*18,064
23	11/24	CHI	2-0	W				6-12-4-1	17	5th/15th	45, 20	Fernandez	*18,568
24	11/26	VAN	4-2	W				7-12-4-1	19	5th/14th	24, 24, 37, 24	Fernandez	*18,064
25	11/28	@ SJ	1-4	L				7-13-4-1	19	4th/13th	3	McLennan	17,247
26	11/30	@ ARI	0-2	L				7-14-4-1	19	5th/14th		Fernandez	12,447
27	12/2	@ LA	2-3	L				7-15-4-1	19	5th/14th	34, 25	Fernandez	16,270
28	12/7	@ CHI	4-2	W				8-15-4-1	21	5th/14th	24, 44, 17, 37	Fernandez	12,644
29	12/8	ANA	0-1				OTL	8-15-4-2	22	5th/14th		McLennan	*18,064
30	12/10	NSH	1-2	L				8-16-4-2	22	5th/14th	14	McLennan	*18,064
31	12/13	CAR	1-1			T		8-16-5-2	23	5th/14th	33	Fernandez	*18,064
32	12/14	@ WSH	1-2	L				8-17-5-2	23	5th/14th	44	McLennan	11,392
33	12/17	DAL	6-0	W				9-17-5-2	25	5th/14th	19, 10, 45, 14, 77, 14	Fernandez	*18,834
34	12/20	OTT	2-2			T		9-17-6-2	26	5th/14th	14, 14	McLennan	*18,064
35	12/22	LA	4-3	W				10-17-6-2	29	5th/14th	37, 25, 34, 22	Fernandez	*18,564
36	12/27	@ DET	5-3	W				11-17-6-2	30	5th/14th	10, 33, 33, 27, 24	Fernandez	19,995
37	12/29	ARI	2-2			T		11-17-7-2	31	5th/14th	42, 34	McLennan	*18,568
38	12/31	ANA	3-2	W				12-17-7-2	33	5th/14th	33, 44, 77	Fernandez	*18,064
39	1/3	ATL	1-1			T		12-17-8-2	34	5th/14th	4	McLennan	*18,064
40	1/5	DET	3-2	W				13-17-8-2	36	5th/14th	19, 17, 17	Fernandez	*18,568
41	1/6	@ STL	1-5	L				13-18-8-2	36	5th/13th	42	MCLENNAN/Fernandez	19,913
42	1/10	WSH	3-0	W				14-18-8-2	38	5th/13th	44, 33, 22	Fernandez	*18,064
43	1/12	COL	0-5	L				14-19-8-2	38	5th/13th		Fernandez	*18,815
44	1/14	@ NYR	2-4	L				14-20-8-2	38	5th/13th	25, 44	Fernandez	18,200
45	1/15	@ CBJ	0-3	L				14-21-8-2	38	5th/13th		Fernandez	17,154
46	1/17	CBJ	3-2	W				15-21-8-2	40	5th/13th	10, 17, 27	Fernandez	*18,064
47	1/19	NYI	3-2	W				16-21-8-2	42	5th/13th	14, 24, 37	McLennan	*18,568
48	1/21	NY	2-4	L				16-22-8-2	42	5th/13th	27, 3	Fernandez	*18,568
49	1/24	@ ANA	5-0	W				17-22-8-2	44	5th/13th	25, 16, 37, 33, 16	Fernandez	11,692
50	1/27	@ LA	4-1	W				18-22-8-2	46	5th/13th	42, 37, 10, 10	Fernandez	18,118
51	1/30	@ VAN	2-3				OTL	18-22-8-3	47	5th/13th	10, 44	McLennan	13,948
52	2/6	@ TB	4-2	W				19-22-8-3	49	5th/13th	14, 10, 33, 25	McLennan	11,122
53	2/7	@ FLA	1-2	L				19-23-8-3	49	5th/12th	14	Fernandez	12,422
54	2/9	@ DAL	2-1	W				20-23-8-3	51	5th/13th	34, 10	Fernandez	17,001
55	2/11	PIT	4-2	W				21-23-8-3	53	5th/13th	34, 22, 4, 37	McLennan	*18,568
56	2/14	@ PIT	1-2	L				21-24-8-3	53	5th/12th	37	Fernandez	16,997
57	2/16	LA	0-4	L				21-25-8-3	53	5th/12th		McLennan	*18,568
58	2/18	SJ	3-1	W				22-25-8-3	55	5th/13th	24+, 33, 36	Fernandez	*18,568
59	2/21	@ DAL	2-6	L				22-26-8-3	55	5th/13th	77, 36	Fernandez	17,001
60	2/23	@ COL	1-4	L				22-27-8-3	55	5th/13th	36	McLennan	18,007
61	2/24	@ NSH	1-2	L				22-28-8-3	55	5th/13th	27	Fernandez	17,113
62	2/26	VAN	2-5	L				22-29-8-3	55	5th/13th	14, 33	McLennan	*18,064
63	3/1	@ CGY	1-1			T		22-29-9-3	56	5th/13th	10	Fernandez	16,266
64	3/2	@ EDM	1-3	L				22-30-9-3	56	5th/13th	24	McLennan	16,280
65	3/4	@ VAN	4-3	W				23-30-9-3	58	5th/13th	44, 25, 10, 44	Fernandez	18,014
66	3/6	STL	3-3			T		23-30-10-3	59	5th/13th	37, 10, 21	Fernandez	*18,568
67	3/8	@ NY	2-6	L				23-31-10-3	59	5th/13th	44, 17	Bierk	15,171
68	3/9	@ NJI	4-1	W				24-31-10-3	61	5th/13th	34, 17, 21, 22	Gustafson	10,463
69	3/11	DET	2-3				OTL	24-31-10-4	62	5th/13th	14, 25	Fernandez	*18,568
70	3/14	STL	0-1					24-31-10-5	63	5th/13th		McLennan	*18,064
71	3/15	@ PHI	0-3	L				24-32-10-5	63	5th/13th		FERNANDEZ/McLennan	19,566
72	3/18	@ COL	3-4	L				24-33-10-5	63	5th/13th	10, 77, 14	McLennan	18,007
73	3/19	DAL	1-4	L				24-34-10-5	63	5th/13th	24	McLennan	*18,568
74	3/21	NSH	0-0			T		24-34-11-5	64	5th/13th		McLennan	*18,064
75	3/22	@ DET	2-4	L				24-35-11-5	64	5th/13th	77, 14	Gustafson	19,995
76	3/25	VAN	2-2			T		24-35-12-5	65	5th/14th	2, 17	McLennan	*18,568
77	3/28	ARI	0-2	L				24-36-12-5	65	5th/14th		Gustafson	*18,568
78	3/31	@ NSH	1-4	L				24-37-12-5	65	5th/14th	37	McLennan	17,113
79	4/2	@ SJ	2-4	L				24-38-12-5	65	5th/14th	37, 11	McLennan	17,359
80	4/4	@ EDM	2-2			T		24-38-13-5	66	5th/14th	22, 23	McLennan	17,100
81	4/6	CBJ	2-2	W				25-38-13-5	68	5th/15th	14, 37, 14	McLennan	*18,568
82	4/8	COL	3-4	L				25-39-13-5	68	5th/14th	37, 14	Gustafson	*18,568



DRAFT HISTORY

2025 NHL DRAFT

RD	PICK	POS	PLAYER	HT	WT	BORN	CLUB (LEAGUE)
2	52	D	Theodor Hallquist	6-2	185	6/14/07	Örebro HK U20 (J20 Nationell)
4	102	C	Adam Benak	5-7	164	4/10/07	Youngstown
	121	F	Lirim Amidovski	6-1	180	12/22/06	North Bay
	123	F	Carter Klippenstein	6-3	180	11/25/06	Brandon
5	141	D	Justin Kipkie	6-3	208	7/28/05	Victoria

2024 NHL DRAFT

RD	PICK	POS	PLAYER	HT	WT	BORN	CLUB (LEAGUE)
1	12	D	Zeev Buium	6-0	185	12/7/05	Univ. of Denver (NCHC)
2	45	RW	Ryder Ritchie	6-1	176	8/3/06	Prince Albert (WHL)
4	122	D	Aron Kiviharju	5-10	185	1/25/06	HIFK (Liiga)
5	140	D	Sebastian Soini	6-2	187	6/10/06	Koovee (Mestis)
	142	G	Chase Wutzke	6-2	161	6/26/06	Red Deer (WHL)
6	174	D	Stevie Leskovar	6-4	207	9/9/04	Mississauga (OHL)

2023 NHL DRAFT

RD	PICK	POS	PLAYER	HT	WT	BORN	CLUB (LEAGUE)
1	21	C	Charlie Stramel	6-3	215	10/15/04	Univ. of Wisconsin (Big Ten)
2	53	C	Rasmus Kumpulainen	6-2	191	8/8/05	Lahden Pelicans U20 (Finland Jr.)
	64	C	Riley Heidt	5-10	180	3/15/05	Prince George (WHL)
5	149	D	Aaron Pionk	6-1	173	1/16/03	Waterloo (USHL)
6	181	D	Kalem Parker	6-0	192	10/12/04	Victoria (WHL)
7	213	F	Jimmy Clark	6-0	179	9/24/04	Green Bay (USHL)

2022 NHL DRAFT

RD	PICK	POS	PLAYER	HT	WT	BORN	CLUB (LEAGUE)
1	19	LW	Liam Ohgren	6-1	201	1/28/04	Djurgarden (Sweden Jr.)
	24	RW	Danila Yurov	6-1	178	12/22/03	Magnitogorsk Metallurg (KHL)
2	47	C	Hunter Haight	5-10	174	4/4/04	Barrie (OHL)
	56	LW	Reiger Lorenz	6-2	194	3/30/04	Okotoks (AJHL)
3	89	LW	Michael Milne	5-10	185	9/21/02	Winnipeg (WHL)
4	121	D	Ryan Healey	6-0	172	5/19/04	Sioux Falls (USHL)
5	153	D	David Spacek	6-0	174	2/18/03	Sherbrooke (QMJHL)
6	185	C	Servac Petrovsky	5-10	181	8/10/04	Owen Sound (OHL)

2021 NHL DRAFT

RD	PICK	POS	PLAYER	HT	WT	BORN	CLUB (LEAGUE)
1	20	G	Jesper Wallstedt	6-3	214	11/14/02	Lulea (Sweden)
1	26	D	Carson Lambos	6-1	197	1/14/03	JYP (Finnish Jr.)
2	54	D	Jack Peart	5-11	186	5/15/03	Grand Rapids (High-MN)
3	86	C	Caedan Bankier	6-2	190	1/26/03	Kamloops (WHL)
4	118	D	Kyle Masters	6-1	175	4/9/03	Red Deer (WHL)
	127	F	Josh Pillar	5-11	171	2/14/02	Kamloops (WHL)
6	182	D	Nate Benoit	6-0	168	11/26/02	Mount St. Charles Academy (High-RI)

2020 NHL DRAFT

RD	PICK	POS	PLAYER	HT	WT	BORN	CLUB (LEAGUE)
1	9	C	Marco Rossi	5-9	183	9/23/01	Ottawa (OHL)
2	37	C	Marat Khushnutdinov	5-11	176	7/17/02	SKA St. Petersburg (Russia-Jr.)
	39	D	Ryan O'Rourke	6-0	178	5/16/02	Sault Ste. Marie (OHL)
3	65	D	Daemon Hunt	6-0	198	5/15/02	Moose Jaw (WHL)
5	146	C	Pavel Novak	5-9	170	4/16/02	Kelowna (WHL)



DRAFT HISTORY

2019 NHL DRAFT

RD	PICK	POS	PLAYER	HT	WT	BORN	CLUB (LEAGUE)
1	12	LW	Matthew Boldy	6-2	196	4/5/01	USNTDP
2	42	LW	Vladislav Firstov	6-1	181	6/19/01	Waterloo (USHL)
	59	G	Hunter Jones	6-4	202	9/21/00	Peterborough (OHL)
3	75	LW	Adam Beckman	6-1	168	5/10/01	Spokane (WHL)
5	149	C	Matvey Guskov	6-2	182	1/30/01	London (OHL)
6	166	D	Marshall Warren	5-11	170	4/20/01	USNTDP
	172	C	Nikita Nesterenko	6-0	157	9/10/01	Lawrenceville (High-NJ)
7	197	G	Filip Lindberg	6-0	180	1/31/99	Univ. of Massachusetts (H-East)

2018 NHL DRAFT

RD	PICK	POS	PLAYER	HT	WT	BORN	CLUB (LEAGUE)
1	24	D	Filip Johansson	6-1	176	3/23/00	Leksand (Swe. Jr.)
3	63	C	Jack McBain	6-3	201	1/6/00	Toronto (OJHL)
	86	C	Alexander Khovanov	5-10	198	4/12/00	Moncton (QMJHL)
	92	C	Connor Dewar	5-10	177	6/26/99	Everett (WHL)
5	148	D	Simon Johansson	6-2	170	6/14/99	Djurgardens (Swe. Jr.)
	155	C	Damien Giroux	5-9	177	3/3/00	Saginaw (OHL)
6	179	RW	Shawn Boudrias	6-4	197	9/14/99	Gatineau (QMJHL)
7	210	C	Sam Hentges	6-0	175	7/26/99	Des Moines/Tri-City (USHL)

2017 NHL DRAFT

RD	PICK	POS	PLAYER	HT	WT	BORN	CLUB (LEAGUE)
3	85	RW	Ivan Lodnia	5-10	176	8/31/99	Erie (OHL)
4	97	C	Mason Shaw	5-8	173	11/3/98	Medicine Hat (WHL)
	116	C	Bryce Misley	6-1	185	9/5/99	Oakville (OJHL)
5	147	D	Jacob Golden	5-11	163	3/20/99	London (OHL)
6	178	C	Andrei Svetlakov	6-0	202	4/6/96	CSKA Moscow (KHL)
7	209	RW	Nick Swaney	5-10	175	9/9/97	Waterloo (USHL)

2016 NHL DRAFT

RD	PICK	POS	PLAYER	HT	WT	BORN	CLUB (LEAGUE)
1	15	C	Luke Kunin	6-0	191	12/4/97	Univ. of Wisconsin (Big Ten)
4	106	LW	Brandon Duhaime	6-1	200	5/22/97	Chicago/Tri-City (USHL)
7	196	F	Dmitry Sokolov	5-11	221	4/14/98	Sudbury (OHL)
	204	D	Braydyn Chizen	6-9	195	5/9/98	Kelowna (WHL)

2015 NHL DRAFT

RD	PICK	POS	PLAYER	HT	WT	BORN	CLUB (LEAGUE)
1	20	C	Joel Eriksson Ek	6-2	190	1/29/97	Farjestad (Sweden)
2	50	F	Jordan Greenway	6-5	222	2/16/97	USNTDP
4	111	G	Ales Stezka	6-3	178	1/6/97	Liberec Jr. (Czech)
5	135	F	Kirill Kaprizov	5-10	190	4/26/97	Novokuznetsk (Russia)
6	171	D	Nicholas Boka	6-0	197	9/8/97	USNTDP
7	201	D	Gustav Bouramman	5-11	184	1/24/97	Sault Ste. Marie (OHL)
	204	D	Jack Sadek	6-2	185	4/19/97	Lakeville North (H.S.)

2014 NHL DRAFT

RD	PICK	POS	PLAYER	HT	WT	BORN	CLUB (LEAGUE)
1	18	RW	Alex Tuch	6-4	221	5/10/96	USNTDP (USHL)
3	80	D	Louis Belpedio	5-10	194	5/14/96	USNTDP (USHL)
4	109	G	Kaapo Kahkonen	6-1	216	8/16/96	Espoo Jr. (Finland)
5	139	D	Tanner Faith	6-3	220	10/5/95	Kootenay (WHL)
6	160	D	Pontus Sjalin	6-0	170	6/12/96	Ostersunds Jr. (Sweden)
	167	C	Chase Lang	6-1	181	9/13/96	Calgary (WHL)
	169	C	Reid Duke	6-0	195	1/28/96	Lethbridge (WHL)
7	199	C	Pavel Jenys	6-2	184	4/2/96	Brno (Czech)



DRAFT HISTORY

2013 NHL DRAFT

RD	PICK	POS	PLAYER	HT	WT	BORN	CLUB (LEAGUE)
2	46	D	Gustav Olofsson	6-3	191	12/1/94	Green Bay (USHL)
3	81	RW	Kurtis Gabriel	6-4	214	4/20/93	Owen Sound (OHL)
4	107	D	Dylan Labbe	6-1	190	1/9/95	Shawigan (QMJHL)
5	137	D	Carson Soucy	6-4	200	7/17/94	Spruce Grove (AJHL)
6	167	C	Avery Peterson	6-2	200	6/20/95	Grand Rapids (HS-MN)
7	197	D	Nolan De Jong	6-2	186	4/25/95	Victoria (BCHL)
	200	G	Alexandre Belanger	6-1	184	8/19/95	Rouyn-Noranda (QMJHL)

2012 NHL DRAFT

RD	PICK	POS	PLAYER	CLUB (LEAGUE)
1	7	D	Matt Dumba	Red Deer (WHL)
2	46	LW	Raphael Bussieres	Baie-Comeau (QMJHL)
3	68	D	John Draeger	Shattuck-St. Mary's (High School - MN)
4	98	C	Adam Gilmour	Nobles (High School - MA)
5	128	D	Daniel Gunnarsson	Lulea (Sweden)
6	158	C	Christoph Bertschy	Bern (Switzerland)
7	188	LW	Louis Nanne	Edina (High School - MN)

2011 NHL DRAFT

RD	PICK	POS	PLAYER	CLUB (LEAGUE)
1	10	D	Jonas Brodin	Farjestad (Sweden)
	28	C	Zack Phillips	Saint John (QMJHL)
2	60	LW	Mario Lucia	Wayzata (HS-MN)
5	131	D	Nick Seeler	Eden Prairie (HS-MN)
6	161	G	Stephen Michalek	Loomis-Chaffee (HS-CT)
7	191	C	Tyler Graovac	Ottawa (OHL)

2010 NHL DRAFT

RD	PICK	POS	PLAYER	CLUB (LEAGUE)
1	9	C	Mikael Granlund	HIFK (Finland)
2	39	RW	Brett Bulmer	Kelowna (WHL)
	56	LW	Johan Larsson	Brynäs Jr. (Sweden)
	59	LW	Jason Zucker	USNTDP
6	159	G	Johan Gustafsson	Farjestad Jr. (Sweden)
7	189	RW	Dylen McKinlay	Chilliwack (WHL)

2009 NHL DRAFT

RD	PICK	POS	PLAYER	CLUB (LEAGUE)
1	16	D	Nick Leddy	Eden Prairie (HS-MN)
3	77	G	Matthew Hackett	Plymouth (OHL)
4	103	LW	Kristopher Foucault	Calgary (WHL)
	116	RW	Alexander Fallstrom	Shattuck-St. Mary's (High School- MN)
6	161	G	Darcy Kuemper	Red Deer (WHL)
	163	RW	Jere Sallinen	Blues Jr. (Finland Jr.)
7	182	LW	Erik Hauka	Shattuck-St. Mary's (HS-MN)
	193	C	Anthony Hamburg	Dallas Stars AAA (Midget-TX)

2008 NHL DRAFT

RD	PICK	POS	PLAYER	CLUB (LEAGUE)
1	23	D	Tyler Cuma	Ottawa (OHL)
2	55	D	Marco Scandella	Val-D'Or (QMJHL)
4	115	D	Sean Lorenz	USNTDP
5	145	LW	Eero Elo	Lukko Rauma (FIN Jr.)

DRAFT HISTORY



2007 NHL DRAFT

RD	PICK	POS	PLAYER	CLUB (LEAGUE)
1	16	C	Colton Gillies	Saskatoon (WHL)
4	110	D	Justin Falk	Spokane (WHL)
5	140	C	Cody Almond	Kelowna (WHL)
6	170	D	Harri Ilvonen	Tappara (FIN Jr.)
7	200	RW	Carson McMillan	Calgary (WHL)

2006 NHL DRAFT

RD	PICK	POS	PLAYER	CLUB (LEAGUE)
1	9	C	James Sheppard	Cape Breton (QMJHL)
2	40	C	Ondrej Fiala	Everett (WHL)
3	72	RW	Cal Clutterbuck	Oshawa (OHL)
4	102	D	Kyle Medvec	Apple Valley (HS-MN)
5	132	G	Niko Hovinen	Jokerit (FIN Jr.)
6	162	RW	Julian Walker	Basel (Swiss)
7	192	C	Chris Hickey	Cretin-Derham Hall (HS-MN)

2005 NHL DRAFT

RD	PICK	POS	PLAYER	CLUB (LEAGUE)
1	4	LW	Benoit Pouliot	Sudbury (OHL)
2	57	LW	Matt Kassian	Kamloops (WHL)
3	65	G	Kristofer Westblom	Kelowna (WHL)
4	110	C	Kyle Bailey	Portland (WHL)
	122	C	Morten Madsen	Frolunda (SEL)
5	129	D	Anthony Aiello	Thayer Academy (HS-MA)
7	199	D	Riley Emmerson	Tri-City (WHL)

2004 NHL DRAFT

RD	PICK	POS	PLAYER	CLUB (LEAGUE)
1	12	D	A.J. Thelen	Michigan St. (NCAA)
2	42	LW	Roman Voloshenko	Krylja (RUS Jr.)
3	78	LW	Peter Olvecky	Trencin (SVK)
	79	D	Clayton Stoner	Tri-City (WHL)
4	111	F	Ryan Jones	Chatham (WOJHL)
	114	LW	Patrick Borgeleau	Val-D'Or (QMJHL)
	117	RW	Julien Sprunger	HC Fribourg (Swiss)
5	161	D	Jean-Claude Sawyer	Cape Breton (QMJHL)
6	175	RW	Aaron Boogaard	Tri-City (WHL)
7	195	RW	Jean-Michel Rizk	Saginaw (OHL)
	206	G	Anton Khudobin	Magnitogorsk (Russia)
9	272	C	Kyle Wilson	Colgate (NCAA)

2003 NHL DRAFT

RD	PICK	POS	PLAYER	CLUB (LEAGUE)
1	20	D	Brent Burns	Brampton (OHL)
2	56	C	Patrick O'Sullivan	Mississauga (OHL)
3	78	C	Danny Irmien	Lincoln (USHL)
5	157	LW	Marcin Kolusz	Novy Targ (POL)
6	187	G	Miroslav Kopriava	Kladno (CZE)
7	207	D	Grigory Misharin	Yekaterinburg (RUS Jr.)
	219	LW	Adam Courchaine	Vancouver (WHL)
8	251	LW	Mathieu Melanson	Chicoutimi (QMJHL)
9	281	D	Jean-Michael Bolduc	Quebec (QMJHL)



DRAFT HISTORY

2002 NHL DRAFT

RD	PICK	POS	PLAYER	CLUB (LEAGUE)
1	8	C	Pierre-Marc Bouchard	Chicoutimi (QMJHL)
2	38	G	Josh Harding	Regina (WHL)
3	72	F	Michael Erickson	Minnesota (NCAA)
	73	G	Barry Brust	Spokane (WHL)
5	155	C	Armands Berzins	Shawinigan (QMJHL)
6	175	RW	Matt Foy	Merrimack College (NCAA)
7	204	C	Niklas Eckerblom	Djugarden (SWE)
8	237	F	Christoph Brandner	Krefeld (DEL)
9	268	D	Mikhail Tyulyapkin	N. Novgorod (RUS Jr.)
	269	F	Mika Hannula	Malmö (SEL)

2001 NHL DRAFT

RD	PICK	POS	PLAYER	CLUB (LEAGUE)
1	6	C	Mikko Koivu	TPS Turku (FIN Jr.)
2	36	RW	Kyle Wanstig	Red Deer (WHL)
3	74	D	Chris Heid	Spokane (WHL)
	93	C	Stephane Veilleux	Val-D'Or (QMJHL)
4	103	C	Tony Virta	TPS Turku (FIN Jr.)
7	202	LW	Derek Boogaard	Prince George (WHL)
8	239	LW	Jake Riddle	Seattle (WHL)

2000 NHL DRAFT

RD	PICK	POS	PLAYER	CLUB (LEAGUE)
1	3	RW	Marian Gaborik	Dukla Trenčín (SVK Jr.)
2	33	D	Nick Schultz	Prince Albert (WHL)
4	99	LW	Marc Cavosie	RPI (NCAA)
5	132	RW	Maxim Sushinsky	Avangard Omsk (RUS)
6	170	D	Erik Reitz	Erie (OHL)
7	199	C	Brian Passmore	Oshawa (OHL)
	214	LW	Peter Bartos	HC Ceske Bude (CZE)
8	232	D	Lubomir Sekeras	HC Ocelari Trinec (CZE)
	255	C	Eric Johansson	Tri-City (WHL)

2000 EXPANSION DRAFT

POS	PLAYER	TEAM	POS	PLAYER	TEAM	POS	PLAYER	TEAM
F	Michael Bros	SJ	F	Jeff Odgers	COL	D	Artem Anisimov	PHI
F	Jeff Daw	CHI	F	Scott Pellerin	STL	D	Chris Armstrong	SJ
F	Jim Dowd	EDM	F	Stacy Roest	DET	D	Ladislav Benysek	ANA
F	Darby Hendrickson	VAN	F	Cam Stewart	FLA	D	Ian Herbers	NYI
F	Joe Juneau	OTT	G	Zac Bierk	TB	D	Filip Kuba	CGY
F	Sergei Krivokrasov	CGY	G	Jamie McLennan	STL	D	Curtis Leschyshyn	CAR
F	Darryl Laplante	DET	G	Chris Terreri	NJ	D	Sean O'Donnell	LA
F	Jeff Nielsen	ANA	G	Mike Vernon	FLA	D	Oleg Orekhovsky	WSH
F	Stefan Nilsson	VAN						

DRAFT DAY TRADES

- June 23, 2001 – Minnesota acquired a third-round selection (74th overall – Chris Heid) from the New York Rangers in exchange for the Wild's third-round selection (79th overall – Garth Murray) and fifth-round selection (139th overall – Shawn Collymore) in the 2001 NHL Draft.
- June 22, 2002 – Minnesota acquired Cliff Ronning from the Los Angeles Kings in exchange for the Wild's fourth-round selection (104th overall – Aaron Rome) in the 2002 NHL Draft.
- June 22, 2003 – Minnesota acquired a third-round selection (78th overall – Danny Irmén) from the Toronto Maple Leafs in exchange for the Wild's third-round selection (91st overall – Martin Sagat) and fourth-round selection (125th overall – Konstantin Volkov) in the 2003 NHL Draft.
- July 30, 2005 – Minnesota acquired Todd White from the Ottawa Senators in exchange for the Wild's fourth-round selection (95th overall – Cody Bass) in the 2005 NHL Draft.
- June 24, 2006 – Minnesota acquired Pavol Demitra from the Los Angeles Kings in exchange for Patrick O'Sullivan and the Wild's

DRAFT HISTORY



first-round selection (16th overall – Trevor Lewis) in the 2006 NHL Draft.

- June 22, 2007 – Minnesota acquired a first-round selection (16th overall – Colton Gillies) from the Anaheim Ducks in exchange for the Wild's first-round selection (19th overall – Logan MacMillan) and second-round selection (42nd overall – Eric Tangradi) in the 2007 NHL Draft.
- June 20, 2008 – Minnesota acquired a first-round selection (23rd overall – Tyler Cuma) from the New Jersey Devils in exchange for the Wild's first-round selection (24th overall – Mattias Tedénby) in the 2008 Draft and a third-round selection (73rd overall – Alexander Urbom) in the 2009 NHL Draft.
- June 26, 2009 – Minnesota acquired a first-round selection (16th overall – Nick Leddy), a third-round selection (77th overall – Matt Hackett) and a seventh-round selection (182nd overall – Erik Haula) from the New York Islanders in exchange for the Wild's first-round selection (12th overall – Calvin de Haan) in the 2009 NHL Draft.
- June 27, 2009 – Minnesota acquired Kyle Brodziak and a sixth-round selection (161st overall – Darcy Kuemper) from the Edmonton Oilers in exchange for the Wild's fourth-round selection (99th overall – Kyle Bigos) and fifth-round selection (133rd overall – Olivier Roy) in the 2009 NHL Draft.
- June 26, 2010 – Minnesota acquired a second-round selection (59th overall – Jason Zucker) from the Florida Panthers in exchange for the Wild's third-round selection (69th overall – Joe Basaraba) and fourth-round selection (99th overall – Joonas Donskoi) in the 2010 NHL Draft.
- June 24, 2011 – Minnesota acquired a first-round selection (28th overall – Zack Phillips) along with Devin Setoguchi and Charlie Coyle from the San Jose Sharks in exchange for Brent Burns and a second-round selection (Pontus Aberg) in the 2012 NHL Draft.
- June 25, 2011 – The Wild acquired a second-round selection (60th overall – Mario Lucia) from the Vancouver Canucks in exchange for a third-round selection (71st overall – David Honzik) and a fourth-round selection (101st overall – Joseph LaBate) in the 2011 NHL Draft.
- June 30, 2013 – Minnesota acquired Nino Niederreiter from the New York Islanders in exchange for RW Cal Clutterbuck and a third-round selection (70th overall – Eamon McAdam) in the 2013 NHL Draft.
- June 30, 2013 – The Wild acquired a sixth-round selection (167th overall – Chase Lang) in the 2014 NHL Draft and the rights to F Benn Ferriero from the New York Rangers in exchange for D Justin Falk.
- June 28, 2014 – Minnesota acquired a third-round selection (80th overall – Louie Belpedio) in the 2014 NHL Entry Draft and a seventh-round selection (204th overall – Jack Sadek) in the 2015 NHL Draft from the Tampa Bay Lightning in exchange for a third-round selection (79th overall – Brayden Point) in the 2014 NHL Draft.
- June 27, 2015 – Acquired a fifth-round selection (135th overall – Kirill Kaprizov) in the 2015 NHL Draft from Boston in exchange for Minnesota's fifth-round selection (136th overall – Cameron Clarke) in the 2016 NHL Draft.
- June 22, 2019 – Acquired a second-round selection (59th overall – Hunter Jones) in the 2019 NHL Draft from Carolina in exchange for Minnesota's third-round selection (73rd overall – Patrik Puustola) and fourth-round selection (99th overall – Cade Webber) in the 2019 NHL Draft.
- June 22, 2019 – Acquired a third-round selection (75th overall – Adam Beckman) in the 2019 NHL Draft from Nashville in exchange for Minnesota's third-round selection (70th overall) in the 2020 NHL Draft.
- Oct. 7, 2020 – Acquired F Nick Bonino, a second-round selection (37th overall – Marat Khushnutdinov) and a third-round selection (70th overall) from Nashville in exchange for F Luke Kunin and a fourth-round selection (101st overall – Adam Wilsby) in the 2020 NHL Draft.
- Oct. 7, 2020 – Acquired third-round selection (65th overall – Daemon Hunt) from Detroit in exchange for Minnesota's third-round selection (70th overall – Eemil Viro) and a fifth-round selection (132nd overall – Alex Cotton) in the 2020 NHL Draft.
- Oct. 7, 2020 – Acquired fifth-round selection (146th overall – Pavel Novak) from St. Louis in exchange for the Wild's sixth-round selection (163rd overall – Will Cranley) and seventh-round selection (194th overall – Noah Beck) in the 2020 NHL Draft.
- July 23, 2021 – Acquired first-round selection (20th overall – Jesper Wallstedt) from Edmonton in exchange for Minnesota's first-round selection (22nd overall – Xavier Bourgault) and a third-round selection (90th overall – Luca Munzenberger) in the 2021 NHL Draft.
- July 24, 2021 – Acquired fourth-round selection (127th overall – Josh Pillar) from Montreal in exchange for the Wild's fifth-round selection (150th overall – Joshua Roy) and seventh-round selection (214th overall – Joe Vrbetic) in the 2021 NHL Draft.
- June 29, 2024 – Acquired first-round selection (12th overall – Zeev Buium) from Philadelphia in exchange for the Wild's first-round selection (13th pick – Jett Luchanko) in the 2024 NHL Draft.
- June 29, 2024 – Acquired F Jakub Lauko and a fourth-round selection (122nd overall – Aron Kiviharju) from Boston in exchange for F Vinni Lettieri and the Wild's fourth-round selection (110th pick – Elliott Groenewold) in the 2024 NHL Draft.
- Acquired D Chase Priskie and a fourth-round selection (123th overall – Carter Klippenstein) from Washington in exchange for D Declan Chisholm and the Wild's sixth-round selection (180th pick – Aron Dahlqvist) in the 2025 NHL Draft



DRAFT NOTES

- Of Minnesota's 182 total draft selections, 75 have played a regular-season game in the NHL and 67 have played in a regular-season Wild game. 2024 First-Round selection Zeev Buium has yet to make his regular-season debut but skated in four games for Minnesota in the 2025 Stanley Cup Playoffs.
- Nine Wild draft selections skated in a game for Minnesota during the 2024-25 season.
- The 2023 NHL Draft marked the first time in franchise history the Wild selected three or more Minnesota natives in a single draft: **Charlie Stramel** (No. 21), **Aaron Pionk** (No. 149) and **Jimmy Clark** (No. 213). The Wild has selected 18 Minnesota natives in the NHL Draft: Stramel (Rosemount), Pionk (Hermantown), Clark (Edina), **Jack Peart** (Grand Rapids, 2021), **Sam Hentges** (Fridley, 2018), **Nick Swaney** (Burnsville, 2017), **Jack Sadek** (Lakeville, 2015), **Avery Peterson** (Grand Rapids, 2013), **John Draeger** and **Louis Nanne** (Edina, 2012), **Mario Lucia** (Wayzata, 2011), **Nick Seeler** (Eden Prairie, 2011), **Nick Leddy** (Eden Prairie, 2009), **Kyle Medvec** (Apple Valley, 2006), **Chris Hickey** (St. Paul, 2006), **A.J. Thelen** (Savage, 2004), **Michael Erickson** (Elk River, 2002) and **Jake Riddle** (Minneapolis, 2001).
- The Wild has selected a forward in the first round in 16 of its 25 drafts. The 2021 NHL Draft marked the third time the Wild selected two players in the first round: **Liam Ohgren** (No. 19) and **Danila Yurov** (No. 24). Minnesota selected two players in the first round in the 2021 NHL Draft: **Jesper Wallstedt** (No. 20) and **Carson Lambos** (No. 26) and the 2011 NHL Draft: **Jonas Brodin** (No. 11) and **Zack Phillips** (No. 28).
- The 2017 NHL Draft marked the second time the Wild did not have a first-round draft selection in franchise history (2013).
- The 2002 NHL Draft was the first draft the Wild selected a goaltender as **Josh Harding** (second round, 38th overall) and **Barry Brust** (third round, 73rd overall) were chosen.
- The 2021 NHL Draft marked the highest drafted goalie in franchise history with **Jesper Wallstedt** (first round, 20th overall). Overall, Minnesota has selected 17 goalies in 14 drafts: **Harding**, **Brust**, **Kopriva** (2003), **Khudobin** (2004), **Westblom** (2005), **Hovinen** (2006), **Hackett** (2009), **Kuemper** (2009), **Gustafsson** (2010), **Michalek** (2011), **Belanger** (2013), **Kahkonen** (2014), **Stezka** (2015), **Jones** and **Lindberg** (2019), **Wallstedt** (2021) and **Wutzke** (2024).
- Minnesota has selected 13 Russian natives in its 22 drafts, including seven in six straight drafts (2015-2020). F **Danila Yurov** (No. 24, 2022) became the highest drafted Russian-born player in team history. The 2019 NHL Draft included two Russian-born players (F **Vladislav Firstov** and F **Matvey Guskov**), the most Russian natives in a single draft since 2004. The 2015 NHL Draft saw the Wild select a Russian-born player (F **Kirill Kaprizov**) for the first time in 10 years.
- The 2020 NHL Draft marked the first time in franchise history the Wild has selected three players in the top 40: F **Marco Rossi** (No. 9), F **Marat Khusnutdinov** (No. 37) and D **Ryan O'Rourke** (No. 39).
- F **Marco Rossi** (No. 9, 2020) became the second Austrian-born player to be drafted by Minnesota, following **Christoph Brandner** (No. 237, 2002). Rossi became the fifth Austrian-born player selected in the first round of an NHL Draft, joining Thomas Vanek (No. 5, 2003), Michael Grabner (No. 14, 2006), Andre Burakovsky (No. 23, 2013) and Marko Dano (No. 27, 2013).
- The 2015 NHL Draft was the first and only time in franchise history Minnesota did not select a Canadian native, after selecting at least two in each of its previous 15 drafts. Since 2000, the Wild has selected 72 Canadians.
- The Wild made a franchise-high 12 selections in the 2004 NHL Draft and a franchise-low four selections in the 2008 and 2016 NHL Drafts.
- Minnesota has made 25 trades on draft day. The Wild has not made any trades in six drafts: 2012, 2016, 2017, 2018, 2022 and 2023.
- The Minnesota Wild first participated in the NHL Expansion and NHL Draft in Calgary on June 24-25, 2000.
- The Wild selected **Marian Gaborik** with its first-ever selection in the first round (third overall) of the 2000 NHL Draft.
- Gaborik is the highest Wild draft selection and **Jean-Michel Bolduc** is the lowest draft selection, taken 281st (ninth round) in the 2003 NHL Draft.

ALL-TIME ATTENDANCE



ALL-TIME REGULAR SEASON ATTENDANCE AT GRAND CASINO ARENA

SEASON	GAMES	ATT	AVG	SELLOUTS
2000-01	41	751,472	18,239	41
2001-02	41	756,596	18,453	41
2002-03	41	758,536	18,501	41
2003-04	41	759,776	18,531	41
2005-06	41	761,614	18,575	41
2006-07	41	760,280	18,543	41
2007-08	41	761,288	18,568	41
2008-09	41	761,288	18,568	41
2009-10	41	755,055	18,416	41
2010-11	40	720,508	18,013	25
2011-12	41	728,683	17,772	16
2012-13	24	451,075	18,795	22
2013-14	41	758,729	18,506	34
2014-15	41	779,974	19,023	41
2015-16	40	762,481	19,062	40
2016-17	41	781,879	19,070	41
2017-18	41	780,501	19,037	41
2018-19	41	775,216	18,907	41
2019-20	35	611,342	17,467	6
2020-21	28	36,300	1,296	0*
2021-22	40	721,607	18,040	28
2022-23	41	756,962	18,463	31
2023-24	40	746,330	18,658	39
2024-25	41	755,644	18,430	35
TOTALS	944	16,993,136	18,001	809

NOTES

Minnesota sold out 35 regular season games played at Grand Casino Arena in 2024-25. Regular season attendance has topped 750,000 in 19 of the team's 24 seasons. The Wild sold out the first 409 games in team history, including 369 regular season games, 27 preseason contests and 13 playoff games. The club's sellout streak of 409 games was the third-longest recorded sellout streak in NHL history behind Colorado (487) and Detroit (452). The official capacity of Grand Casino Arena for Minnesota Wild games is 17,954. The largest crowd ever to see a Wild game at Grand Casino Arena is 19,416 on May 16, 2014, in Game Three of the Western Conference Semifinal Series against the Chicago Blackhawks. During the 2000-01 campaign, Minnesota set an NHL expansion team attendance record when it drew 751,472 fans in 41 regular season home dates.

* The 2020-21 season was affected by the NHL, state and local COVID-19 pandemic guidelines. Fans were allowed back to Grand Casino Arena on a limited capacity April 5, 2021.



ALL-TIME SWEATER NUMBERS

1

Retired for Wild fans (2000-01)

2

Willie Mitchell (2001-06)

Erik Reitz (2007-09)

Mike Lundin (2011-12)

Keith Ballard (2013-15)

Anthony Bitetto (2018-19)

Calen Addison (2022-23)

3

Ladislav Benysek (2000-02)

Keith Carney (2006-08)

Marek Zidlicky (2008-12)

Charlie Coyle (2013-19)

John Klingberg (2022-23)

4

Curtis Leschyshyn (2000-01)

Brad Brown (2001-04)

Shawn Belle (2005-06)

Maxim Noreau (2009-10)

Clayton Stoner (2010-14)

Stu Bickel (2014-15)

Mike Reilly (2015-18)

Jon Merrill (2021-25)

5

Brad Bombardir (2000-04)

Kim Johnsson (2006-10)

Greg Zanon (2010-12)

Brett Clark (2012-13)

Christian Folin (2013-17)

Jake Middleton (2021-25)

6

Lubomir Sekeras (2000-01)

Travis Roche (2000-01)

Mike Matteucci (2001-02)

Jean-Guy Trudel (2002-03)

Zbynek Michalek (2003-04)

Erik Reitz (2006-07)

Sean Hill (2007-08)

Tomas Mojzis (2008-09)

Greg Zanon (2009-10)

Marco Scandella (2010-17)

Ryan Murphy (2017-19)

Ryan Donato (2018-20)

Dakota Mermis (2022-24)

7

Cliff Ronning (2002-03)

Erik Westrum (2005-06)

Clayton Stoner (2009-10)

Matt Cullen (2010-13; 2017-18)

Jonathon Blum (2013-15)

Chris Porter (2015-16)

Chris Stewart (2016-17)

Nico Sturm (2018-22)

Dmitry Kulikov (2021-22)

Brock Faber (2022-25)

8

Brent Burns (2003-11)

Cody McCormick (2013-14)

Jordie Benn (2021-22)

Zeev Buium (2025)

9

Hnat Domenichelli (2002-03)

Alexandre Daigle (2003-06)

Mikko Koivu (2006-20; Retired 2022)

10

Marian Gaborik (2000-09)

Devin Setoguchi (2011-13)

Jordan Schroeder (2014-17)

Chris Stewart (2017-18)

Matt Read (2018-19)

Tyson Jost (2021-23)

Vinni Lettieri (2023-24)

11

Pascal Dupuis (2001-2007)

Kai Nurminen (2001)

Dominic Moore (2007)

Owen Nolan (2009-2010)

John Madden (2011)

John Stewart (2013-2021)

Adam Beckman (2023-24)

12

Matt Johnson (2000-04)

Brian Rolston (2005-08)

Craig Weller (2008-09)

Chuck Kobasew (2009-11)

David Jones (2015-16)

Eric Staal (2016-20)

Matt Boldy (2021-25)

13

Nick Bonino (2020-21)

Sam Steel (2022-23)

Yakov Trenin (2024-25)

14

Darby Hendrickson (2000-04)

Martin Havlat (2009-10)

Darroll Powe (2012-13)

Justin Fontaine (2013-16)

Joel Eriksson Ek (2016-25)

15

J.J. Daigneault (2000-01)

Andrew Brunette (2001-04; 2008-11)

James Sheppard (2007-08)

Dany Heatley (2011-14)

Matt Hendricks (2018-19)

Mason Shaw (2022-24)

Justin Brazeau (2024-25)

16

Steve McKenna (2000-01)

Roman Simicek (2000-01)

Bill Muckalt (2002-03)

Steve Kelly (2007-08)

Andrew Ebbett (2009-10)

Brad Staubitz (2010-12)

Jason Zucker (2011-20)

Rem Pitlick (2021-22)

Juihar Khaira (2023-24)

17

Filip Kuba (2000-06)

Wyatt Smith (2006-07)

Todd Fedoruk (2007-08)

Petr Sykora (2009-10)

Casey Wellman (2010-12)

Nick Palmieri (2009-10)

Torrey Mitchell (2012-14)

Teemu Pulkkinen (2016-17)

Marcus Foligno (2017-25)

18

Cam Stewart (2000-01)

Richard Park (2001-04)

Mattias Weinhandl (2005-06)

Adam Hall (2006-07)

Colton Gillies (2008-09, 2010-12)

Jake Dowell (2012-14)

Chris Simon (2008)

Cal O'Reilly (2017-18)

Jordan Greenway (2017-23)

Sammy Walker (2023-24)

Vinnie Hinostroza (2024-25)

19

Jeff Nielsen (2000-01)

David Cullen (2001-02)

Stephane Veilleux (2002-09, 2011-15)

Andy Hilbert (2009-10)

Patrick O'Sullivan (2010-11)

Brett Bulmer (2011-12)

Jarret Stoll (2015-16)

Martin Hanzal (2016-17)

Luke Kunin (2017-20)

Nic Petan (2022-24)

Devin Shore (2024-25)

20

Maxim Sushinsky (2000-01)

Andrei Zyuzin (2002-06)

Antti Miettinen (2008-11)

Kurtis Foster (2011-12)

Ryan Suter (2012-21)

Pat Maroon (2023-24)

21

Cam Stewart (2000-02)

Eric Chouinard (2003-04)

Mikko Koivu (2005-06)

Mark Parrish (2006-08)

Kyle Brodziak (2009-15)

Ryan White (2016-17)

Eric Fehr (2018-19)

Carson Soucy (2019-21)

Brandon Duhaime (2021-24)

Brendan Gaunce (2024-25)

22

Stacy Roest (2000-02)

Cal Clutterbuck (2007-13)

Nino Niederreiter (2013-19)

Kevin Fiala (2018-22)

Marat Khushnutdinov (2023-25)

23

Pavel Patera (2000-01)

Jason Marshall (2001-04)

Scott Ferguson (2005-06)

Jason Morgan (2006-07)

Petr Kalus (2009-10)

Cody Almond (2009-10)

Eric Nystrom (2010-11)

Jeff Taffe (2011-12)

Sean Bergenheim (2014-15)

Gustav Olofsson (2015-18)

J.T. Brown (2018-19)

Marco Rossi (2021-25)

24

Antti Laaksonen (2000-04)

Derek Boogaard (2005-10)

Martin Havlat (2010-11)

Matt Cooke (2013-15)

Matt Dumba (2015-23)

Zach Bogosian (2023-25)

25

Sergei Krivokrasov (2000-02)

Rickard Wallin (2002-04)

Randy Robitaille (2005-06)

Eric Belanger (2007-10)

Ilja Bryzgalov (2013-14)

Nick Johnson (2011-12)

Jonas Brodin (2012-25)

26

Christian Matte (2000-01)

Tony Virta (2001-02)

Christoph Brandner (2003-04)

Kurtis Foster (2005-09)

Jaime Sifers (2009-10)

Erik Christensen (2011-12)

Matt Moulson (2013-14)

Thomas Vanek (2014-16)

Daniel Winnik (2017-18)

Pontus Aberg (2018-19)

Gerald Mayhew (2019-21)

Connor Dewar (2022-24)

27

Sean O'Donnell (2000-01)

Kyle Wanvig (2002-06)

Joel Ward (2006-07)

Cody Almond (2010-12)

Mike Rupp (2012-14)

Brett Sutter (2014-15)

Zac Dalpe (2015-17)

Kyle Quincey (2017-18)

Alex Galchenyuk (2019-20)

Nick Bjrgstad (2020-22)

Jake Lucchini (2023-24)

28

Mike Matteucci (2000-01)

Jeremy Stevenson (2002-03)

Jason Weimer (2003-04)

Todd White (2005-07)

Peter Olvecky (2008-09)

Matt Kassian (2010-12)

Zenon Konopka (2012-14)

Tyson Strachan (2015-16)

Gabriel Dumont (2019-20)

Ian Cole (2020-21)

Steven Fogarty (2022-23)

Gustav Nyquist (2022-23)

Liam Ohgren (2023-25)

29

Jamie McLennan (2000-01)

Josh Harding (2005-09)

Jed Ortmeyer (2010-11)

Jon DiSalvatore (2011-12)

Jason Pominville (2012-17)

Greg Patern (2018-21)

Dmitry Kulikov (2021-22)

Marc-Andre Fleury (2021-25)

30

Derek Gustafson (2000-01)

Dwayne Roloson (2001-06)

Ilja Bryzgalov (2013-14)

Jesper Wallstedt (2023-25)

31

David Brumby (2000-01)

Zac Bierk (2000-01)



ALL-TIME ROSTER

A

Aberg, Pontus (2018-19)
Addison, Calen (2020-23)
Almond, Cody (2009-12)
Armstrong, Chris (2000-01)

B

Backstrom, Niklas (2006-16)
Bagnall, Drew (2010-11)
Ballard, Keith (2013-15)
Barker, Cam (2009-11)
Bartkowski, Matt (2018-19; 2020-21)
Bartos, Peter (2000-01)
Beckman, Adam (2021-23)
Benysek, Ladislav (2000-03)
Bergenheim, Sean (2014-15)
Bergeron, Marc-Andre (2008-09)
Bertschy, Christoph (2015-18)
Bickel, Stu (2014-15)
Bierk, Zac (2000-01)
Bitetto, Anthony (2018-19)
Bjugstad, Nick (2020-22)
Blouin, Sylvain (2000-03)
Blum, Jonathon (2013-15)
Bogosian, Zach (2023-25)
Boldy, Matt (2021-25)
Bombardir, Brad (2000-04)
Bonin, Brian (2000-01)
Bonino, Nick (2020-21)
Boogaard, Derek (2005-10)
Bordeleau, Sebastien (2001-02)
Bouchard, Pierre-Marc (2002-13)
Boyd, Travis (2024-25)
Brandner, Christoph (2003-04)
Brzeau, Justin (2024-25)
Brodin, Jonas (2012-25)
Brodziak, Kyle (2009-15)
Brown, Brad (2001-04)
Brown, J.T. (2018-19)
Brunette, Andrew (2001-04, 2008-11)
Bryzgalov, Ilya (2013-14)
Buium, Zeev (2024-25)*
Bulmer, Brett (2011-12, 2013-14, 2015-16)
Burns, Brent (2003-11)

C

Cannone, Pat (2016-17)
Carney, Keith (2006-08)
Carter, Ryan (2014-16)
Chaffee, Mitchell (2021-22)
Chisholm, Declan (2023-25)
Chouinard, Marc (2003-06)
Chouinard, Eric (2003-04)
Christensen, Erik (2011-12)
Clark, Brett (2013)
Clutterbuck, Cal (2007-13)
Cole, Ian (2020-21)
Cooke, Matt (2013-15)
Coyle, Charlie (2012-19)
Cramarossa, Joseph (2020-23)
Crotty, Cameron (2024-25)
Cullen, David (2001-02)
Cullen, Matt (2010-13; 2017-18)
Cuma, Tyler (2011-12)
Curry, John (2013-15)

D

Daigle, Alexandre (2003-06)
Daigneault, J.J. (2000-01)
Dalpe, Zac (2015-17)
Demitra, Pavol (2006-08)
Dermott, Travis (2024-25)
Deslauriers, Nicolas (2021-22)
Dewar, Connor (2021-24)
DiSalvatore, Jon (2011-12)
Domenichelli, Hnat (2001-03)
Donato, Ryan (2018-20)
Dowd, Jim (2000-04)
Dowell, Jake (2012-14)
Dubielewicz, Wade (2009-10)
Dubnyk, Devan (2014-20)
Duhaime, Brandon (2021-24)
Dumba, Matt (2013-23)
Dumont, Gabriel (2019-20)
Dupuis, Pascal (2000-07)

E

Earl, Robbie (2009-11)
Ebbett, Andrew (2009-10)
Ennis, Tyler (2017-18)
Eriksson Ek, Joel (2016-25)

F

Faber, Brock (2022-25)
Falk, Justin (2009-13, 2014-15)
Fedoruk, Todd (2007-08)
Fehr, Eric (2018-19)
Ferguson, Scott (2005-06)
Fernandez, Manny (2000-07)
Ferraro, Landon (2017-18)
Fiala, Kevin (2018-22)
Fleury, Marc-Andre (2021-25)
Fogarty, Steven (2022-23)
Foligno, Marcus (2017-25)
Folin, Christian (2013-17)
Fontaine, Justin (2013-16)
Foster, Kurtis (2005-09, 2011-12)
Foucault, Kris (2011-12)
Foy, Matt (2005-08)
Fredheim, Kris (2011-12)
Fritzsche, Dan (2008-09)

G

Gaborik, Marian (2000-09)
Gabriel, Kurtis (2015-17)
Galchenyuk, Alex (2019-20)
Gaudreau, Frederick (2021-25)
Gaunce, Brendan (2024-25)
Gavey, Aaron (2000-02)
Genoway, Chay (2011-12)
Gilbert, Tom (2011-13)
Gillies, Colton (2008-09, 2010-12)
Giroux, Damien (2022-23)
Goligoski, Alex (2021-24)
Granlund, Mikael (2012-19)
Graovac, Tyler (2014-17)
Greenway, Jordan (2017-23)
Gustafson, Derek (2000-02)
Gustavsson, Filip (2022-25)

H

Hall, Adam (2006-07)
Hackett, Matt (2011-13)
Hanzal, Martin (2016-17)
Harding, Josh (2005-15)
Hartman, Ryan (2019-25)
Haula, Erik (2013-17)
Havlat, Martin (2009-11)
Heatley, Dany (2011-14)
Hendricks, Matt (2018-19)
Hendrickson, Darby (2000-04)
Henry, Alex (2003-06)
Hilbert, Andy (2009-10)
Hill, Sean (2007-08)
Hinostrza, Vinnie (2024-25)
Hnidy, Shane (2009-10)
Hunt, Brad (2018-21)
Hunt, Daemon (2023-25)

I

Irmen, Danny (2009-10)

J

Jiricek, David (2024-25)
Johansson, Marcus (2020-21, 2022-24)
Johnson, Luke (2019-21)
Johnson, Matt (2000-04)
Johnson, Nick (2011-12)
Johnson, Reece (2024-25)
Johansson, Kim (2006-10)
Jones, Ben (2024-25)
Jones, David (2015-16)
Jost, Tyson (2021-23)

K

Kahkonen, Kaapo (2019-22)
Kalus, Petr (2009-10)
Kampfner, Steven (2011-12)
Kaprizov, Kirill (2020-25)
Kassian, Matt (2010-12)
Kelly, Steve (2007-08)
Keranen, Michael (2015-16)
Khaira, Juhar (2023-24)
Khusnutdinov, Marat (2023-25)
Khudobin, Anton (2009-11)
Klingberg, John (2022-23)
Kloos, Justin (2017-18)
Kobasew, Chuck (2009-11)
Kochan, Dieter (2002-03)
Koivu, Mikko (2005-20)
Kolanos, Krystofer (2008-09)
Konopka, Zenon (2012-13)
Krivokrasov, Sergei (2000-02)
Kuba, Filip (2000-06)
Kuemper, Darcy (2012-17)
Kulikov, Dmitry (2021-22)
Kunin, Luke (2017-20)

L

Laaksonen, Antti (2000-04)
Larsson, Johan (2013)
Latendresse, Guillaume (2009-12)
Lauko, Jakub (2024-25)
Leopold, Jordan (2014-15)
Leschyshyn, Curtis (2000-01)
Lettieri, Vinni (2023-24)
Lizotte, Jon (2021-22)
Lucchini, Jake (2023-24)
Lundin, Mike (2011-12)

M

Madden, John (2010-11)
Marron, Pat (2023-24)
Marshall, Jason (2001-04)
Matte, Christian (2000-01)
Matteucci, Mike (2001-02)
Mayhew, Gerald (2019-21)
McCormick, Cody (2013-14)
McKenna, Steve (2000-01)
McIntyre, David (2011-12)
McLennan, Jamie (2000-01)
McMillan, Carson (2010-12, 2013-14)
Menell, Brennan (2019-20)
Mermis, Dakota (2020-24)
Merrill, Jon (2021-25)
Michalek, Zbynek (2003-04)
Milne, Michael (2024-25)
Middleton, Jake (2021-25)
Miettinen, Antti (2008-11)
Mitchell, Torrey (2012-14)
Mitchell, Willie (2000-06)
Mitchell, Zack (2016-18)
Mojsiz, Tomas (2008-09)
Moore, Dominic (2006-08)
Morgan, Jason (2006-07)
Moulson, Matt (2013-14)
Muckalt, Bill (2002-03)
Murphy, Curtis (2002-03)
Murphy, Ryan (2017-19)

N

Nazarov, Andrei (2005-06)
Niederreiter, Nino (2013-19)
Nielsen, Jeff (2000-01)
Nolan, Owen (2008-10)
Noreau, Maxim (2009-11)
Nummelin, Petteri (2006-08)
Nurminen, Kai (2000-01)
Nyquist, Gustav (2022-23, 2024-25)
Nystrom, Eric (2010-11)

O

O'Donnell, Sean (2000-01)
Ohgren, Liam (2023-54)
Olofsson, Gustav (2015-18)
Olvecky, Peter (2008-09)
Ortmeyer, Jed (2010-12)
O'Reilly, Cal (2017-18)
O'Sullivan, Patrick (2010-11)

P

Palmer, Jarod (2011-12)
Palmieri, Nick (2011-12)
Parise, Zach (2012-21)
Park, Richard (2001-04)
Parrish, Mark (2006-08)
Petan, Nic (2022-24)
Patera, Pavel (2000-01)
Pateryn, Greg (2018-21)
Peters, Warren (2010-12)
Pellerin, Scott (2000-01)
Pitlick, Rem (2021-22)
Pominville, Jason (2012-17)
Porter, Chris (2015-16)
Powe, Darroll (2011-13)
Pouliot, Benoit (2006-10)
Prosser, Nate (2009-19)
Pulkkinen, Teemu (2016-17)

Q

Quincey, Kyle (2017-18)

R

Radivojevic, Branko (2006-08)
Rask, Victor (2018-22)
Raska, Adam (2023-24)
Rau, Chad (2011-12)
Rau, Kyle (2017-19; 2020-22)
Read, Matt (2018-19)
Reaves, Ryan (2022-23)
Reilly, Mike (2015-18)
Reitz, Erik (2005-09)
Robitaille, Randy (2005-06)
Roche, Travis (2000-04)
Roest, Stacy (2000-02)
Roloson, Dwayne (2002-06)
Rolston, Brian (2005-08)
Ronning, Cliff (2002-03)
Rossi, Marco (2021-25)
Rupp, Mike (2012-14)

S

Scandella, Marco (2010-17)
Schroeder, Jordan (2014-17)
Schultz, Nick (2001-12)
Scott, John (2008-10)
Seeler, Nick (2017-20)
Sekerask, Lubomir (2000-03)
Setoguchi, Devin (2011-13)
Shaw, Mason (2021-24)
Sheppard, James (2007-10)
Shore, Devin (2024-25)
Sifers, Jaime (2009-10)
Simicek, Roman (2000-02)
Simon, Chris (2007-08)
Skoula, Martin (2005-09)
Smith, Nathan (2009-10)
Smith, Wyatt (2006-07)
Soucy, Carson (2017-18; 2019-21)
Spurgeon, Jared (2010-25)
Staal, Eric (2016-20)
Stalock, Alex (2016-20)
Staubitz, Brad (2010-12)
Steel, Sam (2022-23)
Stevenson, Jeremy (2002-04)
Stewart, Cam (2000-01)
Stewart, Chris (2014-15; 2016-18)
Stoll, Jarret (2015-16)
Stoner, Clayton (2009-14)
Strachan, Tyson (2015-16)
Sturm, Nico (2018-22)
Sundqvist, Oskar (2022-23)
Suter, Ryan (2012-20)
Sutter, Brett (2014-15)
Sutton, Andy (2000-02)
Sushinsky, Maxim (2000-01)
Swaney, Nick (2022-23)
Sykora, Petr (2009-10)

T

Taffe, Jeff (2011-12)
Talbot, Cam (2020-22)
Theodore, Jose (2010-11)
Tjarnqvist, Daniel (2005-06)
Trenin, Yakov (2024-25)
Trudel, Jean-Guy (2002-03)
Tuch, Alex (2016-17)

V

Vanek, Thomas (2014-16)
Veilleux, Stephane (2002-09, 2011-15)
Virta, Tony (2001-02)
Voros, Aaron (2007-08)

W

Walker, Sammy (2022-24)
Wallstedt, Jesper (2023-25)
Walz, Wes (2000-08)
Wallin, Rickard (2002-04)
Wanvig, Kyle (2002-06)
Ward, Joel (2006-07)
Weinhandl, Mattias (2005-07)
Weller, Craig (2008-09)
Wellman, Casey (2009-12)
Westrum, Erik (2005-06)
White, Ryan (2016-17)
White, Todd (2005-07)
Wiemer, Jason (2003-04)
Winnik, Daniel (2017-18)

Z

Zanon, Greg (2009-12)
Zlotok, Sergei (2001-04)
Zidlicky, Marek (2008-12)
Zuccarello, Mats (2019-25)
Zucker, Jason (2011-20)
Zyzin, Andrei (2002-06)

*Debuted in 2025 Stanley Cup Playoffs

ALL-TIME ROSTER





ALL-TIME ROSTER BY COUNTRY

AUSTRIA (3)

Brandner, Christoph (2003-04)
Rossi, Marco (2021-25)
Vaneek, Thomas (2014-16)

CANADA (163)

Alberta (29):

Almond, Cody (2009-12)
Belle, Shawn (2006-07)
Brodzia, Kyle (2009-15)
Christensen, Erik (2011-12)
Domenichelli, Hnat (2001-03)
Ennis, Tyler (2017-18)
Fedoruk, Todd (2007-08)
Ferguson, Scott (2005-06)
Fontaine, Justin (2013-16)
Foucault, Kris (2011-12)
Johnson, Nick (2011-12)
Jost, Tyson (2021-24)
Kassian, Matt (2010-12)
Kolanos, Krys (2008-09)
McLennan, Jamie (2000-01)
Roche, Travis (2000-04)
Roest, Stacy (2000-02)
Scott, John (2008-10)
Setoguchi, Devin (2011-13)
Shaw, Mason (2021-24)
Smith, Nathan (2009-10)
Soucy, Carson (2017-18; 2019-21)
Spurgeon, Jared (2010-25)
Staubitz, Brad (2010-12)
Steel, Sam (2022-24)
Sutter, Brett (2014-15)
Waltz, Wes (2000-08)
Wanvig, Kyle (2002-06)
Weller, Craig (2008-09)

British Columbia (24):

Benn, Jordie (2021-22)
Bombardier, Brad (2000-04)
Bordeleau, Sebastien (2001-02)
Bulmer, Brett (2011-12; 2013-14; 2015-16)
Ebbett, Andrew (2009-10)
Ferraro, Landon (2017-18)
Fredheim, Kris (2011-12)
Gillies, Colton (2008-12)
Hunt, Brad (2018-21)
Kelly, Steve (2007-08)
Khaira, Juihar (2023-24)
Kobasew, Chuck (2009-11)
Lucchini, Jake (2023-24)
Marshall, Jason (2001-04)
Matteucci, Mike (2000-02)
Milne, Michael (2024-25)
Mitchell, Willie (2000-06)
Muckalt, Bill (2002-03)
Petan, Nic (2022-24)
Ronning, Cliff (2002-03)
Stoner, Clayton (2009-14)
Voros, Aaron (2007-08)
Wiemer, Jason (2003-04)
Zanon, Greg (2009-12)

Manitoba (13):

Addison, Calen (2020-24)
Bagnall, Drew (2010-11)
Barker, Cam (2009-11)
Dewar, Connor (2021-24)
Falk, Justin (2009-13; 2014-15)
Fehr, Eric (2018-19)
Genoway, Chay (2011-12)
Hindy, Shane (2009-10)
Hunt, Daemon (2023-25)
Leschyshyn, Curtis (2000-01)
McMillan, Carson (2010-12; 2013-14)
Reaves, Ryan (2022-24)
White, Ryan (2016-17)
New Brunswick (1):
Pellerin, Scott (2000-01)
Newfoundland (2):
Brown, Brad (2001-04)
Morgan, Jason (2006-07)

Nova Scotia (1):

Sheppard, James (2007-10)

Ontario (55):

Bierk, Zac (2000-01)
Brzeau, Justin (2024-25)
Brunette, Andrew (2001-11)
Burns, Brent (2003-11)
Chisholm, Declan (2023-25)
Clutterbuck, Cal (2007-13)
Cooke, Matt (2013-15)
Cramarossa, Joseph (2020-24)
Crotty, Cameron (2024-25)
Cullen, David (2001-02)
Cuma, Tyler (2011-12)
Dalpe, Zac (2015-17)

Dermott, Travis (2024-25)
Fernandez, Manny (2000-07)
Foster, Kurtis (2005-12)
Foy, Matt (2005-08)
Gabriel, Kurtis (2015-17)
Gaunce, Brendan (2024-25)
Gavey, Aaron (2000-02)
Giroux, Damien (2022-24)
Groavac, Tyler (2014-17)
Hackett, Matt (2011-13)
Henry, Alex (2003-06)
Johnson, Matt (2000-04)
Jones, Ben (2024-25)
Jones, David (2015-16)
Konopka, Zenon (2012-14)
Madden, John (2010-11)
McCormick, Cody (2013-14)
McIntyre, David (2011-12)
McKenna, Steve (2000-01)
Middleton, Jake (2021-25)
Mitchell, Zack (2016-18)

Moore, Dominic (2006-08)
Moulson, Matt (2013-14)
Murphy, Ryan (2017-19)
O'Donnell, Sean (2000-01)
O'Reilly, Cal (2017-18)
Pitlick, Rem (2021-22)
Porter, Chris (2015-16)
Pouliot, Benoit (2006-10)
Quincey, Kyle (2017-18)
Read, Matt (2018-19)
Robitaille, Randy (2005-06)
Roloson, Dwayne (2001-06)
Shore, Devin (2024-25)
Simon, Chris (2007-08)
Staal, Eric (2016-20)
Stewart, Cam (2000-01)
Stewart, Chris (2014-15; 2016-18)
Sutton, Andy (2000-02)
Talbot, Cam (2020-22)
Ward, Joel (2006-07)
White, Todd (2005-07)
Winnik, Daniel (2017-18)

Quebec (21):

Belanger, Eric (2007-10)
Bergeron, Marc-Andre (2008-09)
Blouin, Sylvain (2000-03)
Bouchard, Pierre-Marc (2002-13)
Chouinard, Marc (2003-06)
Daigle, Alexandre (2003-06)
Daigleault, J.J. (2000-01)
Deslauriers, Nicolas (2021-22)
Dumont, Gabriel (2019-20)
Dupuis, Pascal (2000-07)
Fleury, Marc-Andre (2021-25)
Gaudreau, Frederic (2021-25)
Latendresse, Guillaume (2009-12)
Matte, Christian (2000-01)
Mitchell, Torey (2012-14)
Noreau, Maxim (2009-11)
Pominville, Jason (2012-17)
Scandella, Marco (2010-17)
Theodore, Jose (2010-11)
Trudel, Jean-Guy (2002-03)
Veilleux, Stephane (2002-15)

Saskatchewan (17):

Armstrong, Chris (2000-01)
Beckman, Adam (2021-24)
Boogaard, Derek (2005-10)
Clark, Brett (2012-13)
Dubielewicz, Wade (2009-10)
Dubnyk, Devan (2014-20)
Dumba, Matt (2013-24)
Harding, Josh (2005-15)
Johnson, Reece (2024-25)
Kochan, Dieter (2002-03)
Kuemper, Darcy (2012-17)
Murphy, Curtis (2002-03)
Peters, Warren (2010-12)
Powe, Darroll (2011-13)
Schultz, Nick (2001-12)
Stoll, Jarret (2015-16)
Strachan, Tyson (2015-16)

CZECHIA (15)

Benysek, Ladislav (2000-03)
Hanzal, Martin (2016-17)
Havlat, Martin (2009-11)
Jiricek, David (2024-25)
Kalus, Petr (2009-10)
Kuba, Filip (2000-06)
Lauko, Jakub (2024-25)
Michalek, Zbynek (2003-04)
Mojzis, Tomas (2008-09)
Patera, Pavel (2008-01)
Raska, Adam (2023-24)

Simicek, Roman (2000-02)
Skoula, Martin (2005-09)
Zidlicky, Marek (2008-12)
Sykora, Petr (2009-10)

FINLAND (12)

Backstrom, Niklas (2006-16)
Bergenheim, Sean (2014-15)
Granlund, Mikael (2012-19)
Haula, Erik (2013-17)
Kahkonen, Kaapo (2019-22)
Koivu, Mikko (2005-20)
Laaksonen, Antti (2000-04)
Miettinen, Antti (2008-11)
Nummelin, Petteri (2006-08)
Nurminen, Kai (2000-01)
Pulkkinen, Teemu (2016-17)
Virta, Tony (2001-02)

GERMANY (2)

Heatley, Dany (2011-14)

Sturm, Nico (2018-22)

NORTHERN IRELAND (1)

Nolan, Owen (2008-10)

NORWAY (1)

Zuccarello, Mats (2019-25)

RUSSIA (11)

Bryzgalov, Ilya (2013-14)
Kaprizov, Kirill (2020-25)
Khudobin, Anton (2009-11)
Khusnutdinov, Marat (2023-25)
Krivokrasov, Sergei (2000-02)
Kulikov, Dmitry (2021-22)
Nazarov, Andrei (2005-06)
Sushinsky, Maxim (2000-01)
Trenin, Yakov (2024-25)
Zhitkov, Sergei (2001-04)
Zyuzin, Andrei (2002-06)

SLOVAKIA (6)

Bartos, Peter (2000-01)
Demitra, Pavol (2006-08)
Sabarik, Marian (2000-09)
Olvecky, Peter (2008-09)
Radivojevic, Branko (2006-08)
Sekeras, Lubomir (2000-03)

SOUTH KOREA (1)

Park, Richard (2001-04)

SWEDEN (19)

Aberg, Pontus (2018-19)
Brodin, Jonas (2012-25)
Eriksson Ek, Joel (2016-25)
Folin, Christian (2013-17)
Gustavsson, Filip (2022-25)
Johansson, Marcus (2020-21; 22-25)
Johnsson, Kim (2006-10)
Keranan, Michael (2015-16)
Klingberg, John (2022-24)
Larsson, Johan (2012-13)
Nyquist, Gustav (2022-23; 24-25)
Ohgren, Liam (2023-25)
Olofsson, Gustav (2015-18)
Rask, Victor (2018-22)
Sundqvist, Oskar (2022-24)
Tarnqvist, Daniel (2005-06)
Wallin, Rickard (2002-04)
Wallstedt, Jesper (2023-25)
Weinhandl, Matthias (2005-07)

SWITZERLAND (3)

Bertschy, Christoph (2015-18)
Fiala, Kevin (2018-22)
Niederreiter, Nino (2013-19)

UNITED STATES (90)

California (5):

Blum, Jonathan (2013-15)
Bulm, Zeev (2024-25)
Stevenson, Jeremy (2002-04)
Wellman, Casey (2009-12)

Zucker, Jason (2011-20)

Connecticut (2):

Bonino, Nick (2020-21)

Sifers, Jaime (2009-10)

Florida (1):

Duhaime, Brandon (2021-24)

Georgia (1):

Choumard, Eric (2003-04)

Illinois (5):

Belpedio, Louie (2017-19; 2020-21)

Earl, Robbie (2009-11)

Hinostrza, Vinnie (2024-25)
Mermis, Dakota (2020-24)
Reilly, Mike (2015-18)

Maine (1):

DiSalvatore, Jon (2011-12)

Massachusetts (3):

Boldy, Matt (2021-25)
Coyle, Charlie (2012-19)
Donato, Ryan (2018-20)
Michigan (9):
Chaffee, Mitchell (2021-22)
Cole, Ian (2020-21)
Hall, Adam (2006-07)
Hilbert, Andy (2009-10)
Kampfner, Steven (2011-12)
Mayhew, Gerald (2019-21)
Paterny, Greg (2018-21)
Reitz, Erik (2005-09)
Rolston, Brian (2005-08)

Minnesota (35):

Ballard, Keith (2013-15)
Bickel, Stu (2014-15)
Bringsgaard, Nick (2020-22)
Bonin, Brian (2000-01)
Boyd, Travis (2024-25)
Brown, J.T. (2018-19)
Carter, Ryan (2014-16)
Cullen, Matt (2010-13; 2017-18)
Curry, John (2013-15)
Faber, Brock (2022-25)
Gilbert, Tom (2011-13)
Goligoski, Alex (2021-24)
Hendricks, Matt (2018-19)
Hendrickson, Darby (2000-04)
Hill, Sean (2007-08)
Kloos, Justin (2017-18)
Leopold, Jordan (2014-15)
Lettieri, Vinni (2023-24)
Lundin, Mike (2011-12)
Menell, Brennan (2019-20)
Nielsen, Jeff (2000-01)
Palmer, Jarod (2011-12)
Parrish, Mark (2006-08)
Prosser, Nate (2009-19)
Rau, Chad (2011-12)
Rau, Kyle (2017-19; 2020-22)
Schroeder, Jordan (2014-17)
Seeler, Nick (2017-20)
Smith, Wyatt (2006-07)
Stalock, Alex (2016-20)
Swaney, Nick (2022-24)
Taffe, Jeff (2011-12)
Walker, Sammy (2022-24)
Westrum, Eric (2005-06)

Missouri (2):

Kunin, Luke (2017-20)

Maroon, Pat (2023-24)

Nebraska (1):

Ortmeyer, Jed (2010-12)

New Jersey (1):

Dowd, Jim (2000-04)

New York (8):

Bitetto, Anthony (2018-19)
Bogosian, Zach (2023-25)
Cannone, Pat (2016-17)
Foligno, Marcus (2017-25)
Greenway, Jordan (2017-24)
Nystrom, Eric (2010-11)
Palmeri, Nick (2011-12)
Tuch, Alex (2016-17)
North Carolina (1):
O'Sullivan, Patrick (2010-11)
North Dakota (3):
Irmann, Danny (2009-10)
Johnson, Luke (2019-21)
Lizotte, Jon (2021-22)

Ohio (2):

Fritzsche, Dan (2008-09)

Rupp, Mike (2012-14)

Oklahoma (1):

Merrill, Jon (2021-25)

Oregon (1):

Gustafson, Derek (2000-02)

Pennsylvania (2):

Matt Bartkowski (2018-19; 2020-21)

Fogarty, Steven (2022-24)

Rhode Island (1):

Carney, Keith (2006-08)

South Carolina (1):

Hartman, Ryan (2019-25)

Wisconsin (3):

Dowell, Jake (2012-14)

Galchenyuk, Alex (2019-20)

Suter, Ryan (2012-21)



TEAM RECORDS



SINGLE-SEASON LEADERS

GOALS

47	Kirill Kaprizov	2021-22
46	Kirill Kaprizov	2023-24
42	Eric Staal	2017-18
	Marian Gaborik	2007-08
40	Kirill Kaprizov	2022-23
38	Marian Gaborik	2005-06
34	Ryan Hartman	2021-22
	Brian Rolston	2005-06
33	Kevin Fiala	2021-22
	Jason Zucker	2017-18
	Zach Parise	2014-15
31	Matt Boldy	2022-23

ASSISTS

61	Kirill Kaprizov	2021-22
55	Mats Zuccarello	2021-22
52	Kevin Fiala	2021-22
51	Mats Zuccarello	2023-24
50	Pierre-Marc Bouchard	2007-08
49	Mikko Koivu	2009-10
48	Andrew Brunette	2001-02
47	Mikko Koivu	2008-09
46	Matt Boldy	2024-25
46	Mikael Granlund	2017-18
45	Mats Zuccarello	2022-23
	Mikko Koivu	2010-11
	Brian Rolston	2005-06

POINTS

108	Kirill Kaprizov	2021-22
96	Kirill Kaprizov	2023-24
85	Kevin Fiala	2021-22
83	Marian Gaborik	2007-08
79	Mats Zuccarello	2021-22
	Brian Rolston	2005-06
76	Eric Staal	2017-18
75	Kirill Kaprizov	2022-23
73	Matt Boldy	2024-25
71	Mikko Koivu	2009-10
69	Matt Boldy	2023-24
	Mikael Granlund	2016-17
	Andrew Brunette	2001-02
67	Mats Zuccarello	2022-23
	Mikko Koivu	2008-09

PLUS/MINUS

41	Alex Goligoski	2021-22
34	Ryan Suter	2016-17
	Jason Zucker	2016-17
33	Jared Spurgeon	2016-17
32	Jared Spurgeon	2022-23
32	Jared Spurgeon	2021-22
31	Ryan Hartman	2021-22
27	Kirill Kaprizov	2021-22
	Mikko Koivu	2016-17
26	Jordan Greenway	2021-22
25	Marcus Foligno	2021-22
	Four Players Tied	

PENALTY MINUTES

201	Matt Johnson	2002-03
183	Matt Johnson	2001-02
177	Matt Johnson	2003-04
173	Brad Staubitz	2010-11
158	Derek Boogaard	2005-06
148	Jason Marshall	2001-02
141	Aaron Voros	2007-08
137	Matt Johnson	2000-01
131	Andy Sutton	2000-01

POWER-PLAY GOALS

19	Kirill Kaprizov	2023-24
17	Kirill Kaprizov	2022-23
15	Brian Rolston	2005-06
14	Kirill Kaprizov	2021-22
	Zach Parise	2013-14
13	Brian Rolston	2006-07
12	Seven Players Tied	

POWER-PLAY ASSISTS

28	Mats Zuccarello	2023-24
24	Pierre-Marc Bouchard	2005-06
22	Kirill Kaprizov	2023-24
	Ryan Suter	2017-18
	Andrew Brunette	2001-02
21	Mats Zuccarello	2021-22
	Mikko Koivu	2008-09
	Brian Rolston	2006-07
20	Mats Zuccarello	2022-23
	Mikko Koivu	2009-10
	Marek Zidlicky	2009-10
19	Pierre-Marc Bouchard	2007-08
	Pierre-Marc Bouchard	2006-07

POWER-PLAY POINTS

41	Kirill Kaprizov	2023-24
34	Brian Rolston	2006-07
33	Mats Zuccarello	2023-24
32	Kirill Kaprizov	2022-23
	Brian Rolston	2005-06
	Andrew Brunette	2001-02
31	Kirill Kaprizov	2021-22
	Pierre-Marc Bouchard	2005-06
29	Mats Zuccarello	2022-23
28	Mats Zuccarello	2021-22
	Mikko Koivu	2009-10
	Brian Rolston	2007-08
26	Matt Boldy	2022-23
	Mikko Koivu	2008-09
	Pavol Demitra	2006-07
	Marian Gaborik	2001-02

SHORT-HANDED GOALS

7	Wes Walz	2000-01
5	Brian Rolston	2005-06
4	Frederick Gaudreau	2022-23
	Cal Clutterbuck	2011-12
	Matt Cullen	2010-11
	Mikko Koivu	2008-09
	Stacy Roest	2001-02

SHORT-HANDED ASSISTS

3	Jared Spurgeon	2015-16
	Mikko Koivu	2011-12
	Kyle Brodziak	2010-11
	Wes Walz	2005-06
	Andrei Zyuzin	2002-03
2	Several Players Tied	

SHORT-HANDED POINTS

9	Wes Walz	2000-01
6	Mikko Koivu	2008-09
5	Frederick Gaudreau	2022-23
5	Brian Rolston	2005-06

GAME-WINNING GOALS

10	Matt Boldy	2024-25
8	Kirill Kaprizov	2023-24
	Eric Staal	2016-17
	Marian Gaborik	2007-08
	Marian Gaborik	2002-03
	Brian Rolston	2007-08
7	Kevin Fiala	2021-22
	Ryan Hartman	2021-22
	Jason Zucker	2017-18
	Zach Parise	2015-16
	Marian Gaborik	2007-08
	Marian Gaborik	2005-06
	Brian Rolston	2005-06

OVERTIME GOALS

3	Marian Gaborik	2007-08
2	13 Players Tied	

EVEN STRENGTH GOALS

33	Ryan Hartman	2021-22
	Kirill Kaprizov	2021-22
30	Marian Gaborik	2007-08
29	Eric Staal	2017-18
27	Kevin Fiala	2021-22
	Kirill Kaprizov	2023-24
26	Marian Gaborik	2005-06
25	Jason Zucker	2017-18
24	Marian Gaborik	2002-03
23	Kirill Kaprizov	2022-23
	Matt Boldy	2022-23
	Eric Staal	2016-17
	Jason Pominville	2013-14

SHOTS ON GOAL

305	Brian Rolston	2006-07
293	Brian Rolston	2005-06
289	Kirill Kaprizov	2021-22
	Brian Rolston	2007-08
280	Marian Gaborik	2002-03
278	Marian Gaborik	2007-08
277	Kirill Kaprizov	2023-24
271	Matt Boldy	2024-25
267	Joel Eriksson Ek	2023-24
262	Kevin Fiala	2021-22
261	Kirill Kaprizov	2022-23
259	Zach Parise	2014-15
255	Matt Boldy	2022-23

SINGLE-SEASON LEADERS



MULTI-POINT GAMES

32	Kirill Kaprizov	2021-22
27	Kirill Kaprizov	2023-24
24	Mats Zuccarello	2021-22
23	Kevin Fiala	2021-22
22	Marian Gaborik	2005-06
20	Matt Boldy	2024-25
	Mikko Koivu	2009-10
	Marian Gaborik	2007-08
	Pavol Demitra	2006-07
	Brian Rolston	2005-06
19	Marian Gaborik	2001-02

FACEOFF WIN % (MIN. 250 FACEOFFS)

60.7	Zenon Konopka	2012-13
57.8	Martin Hanzal	2016-17
57.6	Eric Belanger	2009-10
57.0	Stacy Roest	2000-01
56.9	Mikko Koivu	2009-10
56.7	Jarret Stoll	2015-16
56.1	Mikko Koivu	2015-16
	Matt Cullen	2010-11
55.3	Nick Bjugstad	2021-22

GAMES PLAYED IN (GOALTENDER)

71	Niklas Backstrom	2008-09
67	Devan Dubnyk	2018-19
	Devan Dubnyk	2015-16
65	Devan Dubnyk	2016-17
60	Devan Dubnyk	2017-18
	Niklas Backstrom	2009-10
58	Filip Gustavsson	2024-25
	Niklas Backstrom	2007-08
	Manny Fernandez	2005-06
51	Niklas Backstrom	2010-11
50	Dwayne Roloson	2002-03

GAMES STARTED (GOALTENDER)

71	Niklas Backstrom	2008-09
66	Devan Dubnyk	2018-19
	Devan Dubnyk	2015-16
63	Devan Dubnyk	2016-17
59	Devan Dubnyk	2017-18
58	Filip Gustavsson	2024-25
58	Niklas Backstrom	2009-10
57	Niklas Backstrom	2007-08
56	Manny Fernandez	2005-06
50	Niklas Backstrom	2010-11

MINUTES PLAYED (GOALTENDER)

4,088	Niklas Backstrom	2008-09
3,861	Devan Dubnyk	2015-16
3,855	Devan Dubnyk	2018-19
3,758	Devan Dubnyk	2016-17
3,489	Niklas Backstrom	2009-10
3,450	Devan Dubnyk	2017-18
3,424	Filip Gustavsson	2024-25
3,411	Manny Fernandez	2005-06
3,409	Niklas Backstrom	2007-08
2,978	Niklas Backstrom	2010-11

WINS

40	Devan Dubnyk	2016-17
37	Niklas Backstrom	2008-09
35	Devan Dubnyk	2017-18
33	Niklas Backstrom	2007-08
32	Cam Talbot	2021-22
	Devan Dubnyk	2015-16
31	Filip Gustavsson	2024-25
	Devan Dubnyk	2018-19
30	Manny Fernandez	2005-06
27	Devan Dubnyk	2014-15

LOSSES

28	Devan Dubnyk	2018-19
26	Devan Dubnyk	2015-16
24	Niklas Backstrom	2008-09
	Manny Fernandez	2001-02
23	Niklas Backstrom	2010-11
	Niklas Backstrom	2009-10
	Jamie McLennan	2000-01
20	Dwayne Roloson	2001-02
19	Filip Gustavsson	2024-25
	Devan Dubnyk	2016-17

OT LOSSES/TIES

11	Dwayne Roloson	2003-04
9	Manny Fernandez	2003-04
	Jamie McLennan	2000-01
8	Niklas Backstrom	2009-10
	Niklas Backstrom	2008-09
	Niklas Backstrom	2007-08
	Dwayne Roloson	2002-03
7	Filip Gustavsson	2022-23
	Devan Dubnyk	2017-18
	Niklas Backstrom	2011-12
	Manny Fernandez	2006-07

GOALS AGAINST AVG. (MIN. 25 GP)

1.66	Josh Harding	2013-14
1.78	Devan Dubnyk	2014-15
1.88	Dwayne Roloson	2003-04
1.97	Niklas Backstrom	2006-07
2.00	Dwayne Roloson	2002-03
2.10	Filip Gustavsson	2022-23
2.24	Manny Fernandez	2002-03
	Manny Fernandez	2000-01
2.25	Devan Dubnyk	2016-17
2.29	Manny Fernandez	2005-06

SAVE PERCENTAGE (MIN. 25 GP)

.936	Devan Dubnyk	2014-15
.933	Josh Harding	2013-14
	Dwayne Roloson	2003-04
.931	Filip Gustavsson	2022-23
.929	Niklas Backstrom	2006-07
.927	Dwayne Roloson	2002-03
.924	Manny Fernandez	2002-03
.923	Devan Dubnyk	2016-17
	Niklas Backstrom	2007-08
.920	Niklas Backstrom	2007-08

SHUTOUTS

8	Niklas Backstrom	2008-09
5	Filip Gustavsson	2024-25
	Devan Dubnyk	2017-18
	Devan Dubnyk	2016-17
	Devan Dubnyk	2015-16
	Devan Dubnyk	2014-15
	Niklas Backstrom	2006-07
	Dwayne Roloson	2003-04
	Dwayne Roloson	2001-02

GOALS ALLOWED

163	Devan Dubnyk	2018-19
159	Niklas Backstrom	2008-09
158	Niklas Backstrom	2009-10
150	Devan Dubnyk	2015-16
146	Filip Gustavsson	2024-25
145	Devan Dubnyk	2017-18
141	Devan Dubnyk	2016-17
132	Cam Talbot	2021-22
	Niklas Backstrom	2010-11

SHOTS AGAINST

2,059	Niklas Backstrom	2008-09
1,877	Devan Dubnyk	2018-19
1,842	Devan Dubnyk	2016-17
1,829	Devan Dubnyk	2015-16
1,769	Devan Dubnyk	2017-18
1,693	Filip Gustavsson	2024-25
1,632	Niklas Backstrom	2009-10
1,629	Niklas Backstrom	2007-08
1,612	Manny Fernandez	2005-06
1,566	Niklas Backstrom	2010-11
1,488	Cam Talbot	2021-22

SAVES

1,900	Niklas Backstrom	2008-09
1,714	Devan Dubnyk	2018-19
1,701	Devan Dubnyk	2016-17
1,679	Devan Dubnyk	2015-16
1,624	Devan Dubnyk	2017-18
1,547	Filip Gustavsson	2024-25
1,498	Niklas Backstrom	2007-08
1,482	Manny Fernandez	2005-06



ALL-TIME LEADERS



GAMES

1,028	Mikko Koivu
933	Jared Spurgeon
853	Jonas Brodin
743	Nick Schultz
656	Ryan Suter
598	Matt Dumba
565	Pierre-Marc Bouchard
558	Zach Parise
544	Joel Eriksson Ek
528	Marcus Foligno

GOALS

219	Marian Gaborik
205	Mikko Koivu
199	Zach Parise
185	Kirill Kaprizov
136	Joel Eriksson Ek
132	Jason Zucker
119	Andrew Brunette
117	Jared Spurgeon
111	Eric Staal
110	Nino Niederreiter

ASSISTS

504	Mikko Koivu
314	Ryan Suter
299	Jared Spurgeon
241	Pierre-Marc Bouchard
224	Mikael Granlund
218	Marian Gaborik
202	Andrew Brunette
201	Zach Parise
232	Mats Zuccarello
202	Jonas Brodin
201	Kirill Kaprizov

POINTS

709	Mikko Koivu
437	Marian Gaborik
416	Jared Spurgeon
400	Zach Parise
386	Kirill Kaprizov
369	Ryan Suter
347	Pierre-Marc Bouchard
335	Mats Zuccarello
321	Andrew Brunette
317	Mikael Granlund
299	Joel Eriksson Ek

PLUS/MINUS

125	Jared Spurgeon
103	Jonas Brodin
71	Kirill Kaprizov
70	Mikko Koivu
62	Ryan Suter
66	Joel Eriksson Ek
64	Marcus Foligno
54	Marian Gaborik
43	Nino Niederreiter

PENALTY MINUTES

698	Matt Johnson
592	Mikko Koivu
544	Derek Boogaard
549	Marcus Foligno
434	Ryan Hartman
399	Matt Dumba
337	Cal Clutterbuck
333	Willie Mitchell
325	Brent Burns
322	Nick Schultz
301	Marian Gaborik

POWER-PLAY GOALS

69	Zach Parise
62	Kirill Kaprizov
60	Mikko Koivu
59	Marian Gaborik
55	Andrew Brunette
42	Joel Eriksson Ek
39	Brian Rolston
34	Jared Spurgeon
30	Mats Zuccarello
29	Pierre-Marc Bouchard

POWER-PLAY ASSISTS

191	Mikko Koivu
117	Ryan Suter
104	Pierre-Marc Bouchard
86	Marian Gaborik
98	Jared Spurgeon
89	Mats Zuccarello
81	Andrew Brunette
70	Mikael Granlund
69	Kirill Kaprizov
55	Matt Boldy
	Brian Rolston

POWER-PLAY POINTS

251	Mikko Koivu
145	Marian Gaborik
138	Ryan Suter
136	Andrew Brunette
133	Pierre-Marc Bouchard
132	Jared Spurgeon
131	Kirill Kaprizov
119	Mats Zuccarello
118	Zach Parise
94	Brian Rolston

SHORT-HANDED GOALS

14	Wes Walz
10	Mikko Koivu
7	Mikael Granlund
	Brian Rolston
6	Cal Clutterbuck
	Marian Gaborik
5	Antti Laaksonen
4	Seven Players Tied

SHORT-HANDED ASSISTS

15	Mikko Koivu
8	Nick Schultz
7	Jonas Brodin
7	Wes Walz
6	Jared Spurgeon
	Ryan Suter
5	Antti Laaksonen
4	Brent Burns
	Pascal Dupuis
3	12 Players Tied

SHORT-HANDED POINTS

25	Mikko Koivu
21	Wes Walz
10	Mikael Granlund
	Antti Laaksonen
9	Ryan Suter
8	Five Players Tied

GAME-WINNING GOALS

43	Marian Gaborik
39	Zach Parise
33	Mikko Koivu
23	Eric Staal
27	Kirill Kaprizov
24	Matt Boldy
23	Jared Spurgeon
22	Jason Zucker
21	Brian Rolston
20	Ryan Hartman
	Charlie Coyle
19	Joel Eriksson Ek
	Pierre-Marc Bouchard

EVEN-STRENGTH GOALS

154	Marian Gaborik
135	Mikko Koivu
128	Zach Parise
107	Jason Zucker
123	Kirill Kaprizov
91	Joel Eriksson Ek
84	Marcus Foligno
83	Jared Spurgeon
	Ryan Hartman
81	Nino Niederreiter
	Eric Staal

EVEN-STRENGTH ASSISTS

298	Mikko Koivu
195	Jared Spurgeon
191	Ryan Suter
170	Jonas Brodin
151	Mikael Granlund
150	Zach Parise
143	Mats Zuccarello
137	Pierre-Marc Bouchard
133	Charlie Coyle
132	Kirill Kaprizov
130	Marian Gaborik

EVEN-STRENGTH POINTS

433	Mikko Koivu
284	Marian Gaborik
278	Jared Spurgeon
	Zach Parise
255	Kirill Kaprizov
222	Ryan Suter
220	Joel Eriksson Ek
219	Jonas Brodin
217	Mikael Granlund
214	Pierre-Marc Bouchard
211	Charlie Coyle

OVERTIME GOALS

10	Kirill Kaprizov
6	Matt Dumba
5	Jared Spurgeon
	Brent Burns
	Mikko Koivu
4	Matt Boldy
	Marian Gaborik
3	Kevin Fiala

SHOOTOUT GOALS

42	Mikko Koivu
15	Zach Parise
14	Mats Zuccarello
11	Matt Cullen
10	Frederick Gaudreau
	Jason Pominville
9	Brian Rolston
8	Matt Boldy
	Petteri Nummelin
7	Kirill Kaprizov
	Kevin Fiala
	Pierre-Marc Bouchard
	Pavol Demitra

SHOTS ON GOAL

2,270	Mikko Koivu
1,707	Zach Parise
1,694	Marian Gaborik
1,543	Jared Spurgeon
1,348	Joel Eriksson Ek
1,225	Ryan Suter
1,137	Jonas Brodin
1,129	Kirill Kaprizov
1,121	Matt Dumba
1,049	Jason Zucker

SHOOTING % (MIN. 200 SOG)

18.1	Andrew Brunette
16.4	Kirill Kaprizov
14.8	Mark Parrish
14.6	Marcus Foligno
14.2	Eric Staal
13.7	Owen Nolan
13.3	Pavol Demitra
12.9	Marian Gaborik
	Nino Niederreiter
12.7	Wes Walz

MULTI-GOAL GAMES

41	Marian Gaborik
35	Kirill Kaprizov
25	Zach Parise
18	Mikko Koivu
15	Jason Zucker
14	Matt Boldy
	Nino Niederreiter
13	Joel Eriksson Ek
12	Kevin Fiala

MULTI-POINT GAMES

153	Mikko Koivu
114	Marian Gaborik
107	Kirill Kaprizov
82	Mats Zuccarello
79	Zach Parise
75	Jared Spurgeon
72	Ryan Suter
69	Pierre-Marc Bouchard
68	Andrew Brunette
67	Mikael Granlund
65	Matt Boldy
58	Joel Eriksson Ek

TOI/GAME (MIN. 200 GAMES)

27:02	Ryan Suter
23:55	Filip Kuba
23:50	Kim Johnsson
22:28	Marek Zidlicky
22:15	Jonas Brodin
22:06	Jared Spurgeon
21:34	Willie Mitchell
21:19	Greg Zanon
21:00	Lubomir Sekeras
20:58	Brad Bombardir

MINOR PENALTIES

291	Mikko Koivu
152	Matt Dumba
147	Ryan Hartman
146	Nick Schultz
144	Matt Johnson
143	Marian Gaborik
135	Brent Burns
133	Ryan Suter
131	Jonas Brodin
124	Willie Mitchell
122	Marcus Foligno

MAJOR PENALTIES

64	Matt Johnson
54	Derek Boogaard
49	Marcus Foligno
26	Clayton Stoner
24	Brad Staubitz
	Brandon Duhaime
21	Sylvan Blouin
16	Zenon Konopka
	Chris Stewart
	Stephane Veilleux

FACEOFF WIN % (MIN. 1,000)

56.2	Stacy Roest
53.7	Mikko Koivu
53.6	Matt Cullen
53.1	Marc Chouinard
52.2	Eric Belanger
50.6	Erik Haula
	Eric Staal
	Jim Dowd
49.4	Mikael Granlund
49.2	Frederick Gaudreau

GAMES (GOALTENDER)

409	Niklas Backstrom
328	Devan Dubnyk
260	Manny Fernandez
167	Dwayne Roloson
151	Josh Harding
142	Filip Gustavsson
123	Marc-Andre Fleury
102	Darcy Kuemper
89	Alex Stalock
82	Cam Talbot

GAMES STARTED (GOALTENDER)

391	Niklas Backstrom
321	Devan Dubnyk
250	Manny Fernandez
156	Dwayne Roloson
138	Filip Gustavsson
124	Josh Harding
114	Marc-Andre Fleury
89	Darcy Kuemper
81	Cam Talbot
77	Alex Stalock

MINUTES PLAYED

23,248	Niklas Backstrom
18,882	Devan Dubnyk
14,902	Manny Fernandez
9,659	Dwayne Roloson
8,262	Filip Gustavsson
7,995	Josh Harding
6,935	Marc-Andre Fleury
5,453	Darcy Kuemper
4,856	Alex Stalock
4,826	Cam Talbot

WINS

194	Niklas Backstrom
177	Devan Dubnyk
113	Manny Fernandez
73	Filip Gustavsson
64	Marc-Andre Fleury
62	Dwayne Roloson
60	Josh Harding
51	Cam Talbot
41	Darcy Kuemper
37	Alex Stalock

LOSSES

142	Niklas Backstrom
113	Devan Dubnyk
102	Manny Fernandez
71	Dwayne Roloson
59	Josh Harding
46	Filip Gustavsson
42	Marc-Andre Fleury
34	Darcy Kuemper
30	Alex Stalock
23	Jamie McLennan

TIES/OT LOSSES

50	Niklas Backstrom
28	Devan Dubnyk
	Manny Fernandez
27	Dwayne Roloson
14	Darcy Kuemper
17	Filip Gustavsson
11	Alex Stalock
	Josh Harding
10	Marc-Andre Fleury
9	Cam Talbot
	Jamie McLennan

WIN % (MIN. 25 GAMES)

0.694	Cam Talbot
0.635	Kaapo Kahkonen
0.601	Devan Dubnyk
0.599	Filip Gustavsson
0.594	Marc-Andre Fleury
0.569	Jose Theodore
0.567	Niklas Backstrom
0.545	Alex Stalock
0.539	Darcy Kuemper
0.523	Manny Fernandez

GAA (MIN. 25 GAMES)

2.28	Dwayne Roloson
2.41	Devan Dubnyk
2.45	Josh Harding
2.47	Manny Fernandez
2.48	Niklas Backstrom
2.59	Filip Gustavsson
2.60	Darcy Kuemper
2.64	Jamie McLennan
2.71	Cam Talbot
	Jose Theodore

SAVE % (MIN. 25 GAMES)

0.919	Dwayne Roloson
0.918	Devan Dubnyk
	Josh Harding
0.916	Jose Theodore
0.915	Niklas Backstrom
0.914	Filip Gustavsson
	Manny Fernandez
0.913	Cam Talbot
0.910	Darcy Kuemper

SHUTOUTS

28	Niklas Backstrom
23	Devan Dubnyk
15	Dwayne Roloson
12	Manny Fernandez
11	Filip Gustavsson
10	Josh Harding
7	Darcy Kuemper
5	Marc-Andre Fleury
	Cam Talbot
	Alex Stalock

GOALS ALLOWED

962	Niklas Backstrom
760	Devan Dubnyk
614	Manny Fernandez
367	Dwayne Roloson
356	Filip Gustavsson
335	Marc-Andre Fleury
327	Josh Harding
236	Darcy Kuemper
224	Alex Stalock
218	Cam Talbot

SHOTS AGAINST

11,283	Niklas Backstrom
9,230	Devan Dubnyk
7,102	Manny Fernandez
4,548	Dwayne Roloson
4,149	Filip Gustavsson
3,984	Josh Harding
3,427	Marc-Andre Fleury
2,608	Darcy Kuemper
2,496	Cam Talbot
2,448	Alex Stalock

SAVES

10,321	Niklas Backstrom
8,470	Devan Dubnyk
6,488	Manny Fernandez
4,181	Dwayne Roloson
3,793	Filip Gustavsson
3,657	Josh Harding
3,092	Marc-Andre Fleury
2,372	Darcy Kuemper
2,278	Cam Talbot
2,224	Alex Stalock



ALL-TIME STREAKS

LARGEST MARGINS OF VICTORY

Date	Margin of Victory	Opponent	Score	Goaltenders (Wild/Opp.)
1/18/20	7 goals	vs. DAL	7-0	Stalock/Khudobin, Bishop
1/15/15	7 goals	@ BUF	7-0	Dubnyk/Enroth
1/24/22	6 goals	11x, last vs. MTL	8-2	Talbot, Kahkonen/Primeau, McNiven

LARGEST MARGINS OF DEFEAT

Date	Margin of Victory	Opponent	Score	Goaltenders (Wild/Opp.)
4/9/21	8 goals	at STL	9-1	Kahkonen/Binnington
3/20/11	7 goals	vs. MTL	8-1	Theodore, Backstrom/Auld
2/1/25	6 goals	12x, last at OTT	6-0	Gustavsson/Meriläinen
2/27/25	5 goals	28x, last at UTA	6-1	Fleury/Vejmelka

WINNING STREAKS

Longest Winning Streaks	Longest Home Winning Streaks	Longest Road Winning Streaks
12 games - 12/4-12/29/16	11 games - 1/31-3/25/21	12 games - 2/18-4/9/15
9 games - 3/8-3/24/07	8 games - 11/23-12/29/16	7 games - 12/4/16-1/5/17
8 games - 11/24-12/9/21	8 games - 10/5-11/2/06	7 games - 11/13-12/10/11
7 games - 4x, last, 3/16-3/29/22	8 games - 12/5/06-1/2/07	6 games - 2/7-3/5/20
	7 games - 3x, last, 3/16-3/29/23	

POINT STREAKS

Overall	Home	Road
14 games - 2/17-3/15/23 (11-0-3)	13 games - 3/16-4/22/22 (12-0-1)	14 games - 12/2/16-1/31/17 (12-0-2)
13 games - 12/2-12/29/16 (12-0-1)	13 games - 12/27/17-2/13/18 (10-0-3)	12 games - 2/18-4/9/15 (12-0-0)
11 games - 11/14-12/5/19 (8-0-3)	12 games - 10/20-12/14/19 (9-0-3)	11 games - 2/23-3/29/23 (8-0-3)
10 games - 5x, last, 4/8-4/24/22 (8-0-2)	11 games - 1/31-3/25/21 (11-0-0)	9 games - 10/29-12/6/24 (7-0-2)
	10 games - 2x, last, 1/16-3/15/14 (7-0-3)	9 games - 2/22-3/17/07 (7-0-2)

WINLESS STREAKS

Overall	Home	Road
12 games - 3/11-4/4/01 (0-7-5)	8 games - 1/7-2/13/16 (0-5-3)	12 games - 12/18/03-1/31/04 (0-4-8)
9 games - 1/19-2/8/02 (0-6-3)	8 games - 2/26-3/28/01 (0-3-5)	11 games - 12/13/11-1/19/12 (0-9-2)
8 games - 1/23-2/13/16 (0-6-2)	6 games - 4x, last, 12/31-1/13/24	11 games - 11/20/06-1/9/07 (0-10-1)
8 games - 3/10-3/26/11 (0-7-1)		8 games - 10/3-10/26/09 (0-8-0)
8 games - 12/13-1/28/11 (0-5-3)		6 games - 10x, last, 3/12-4/1/17 (0-5-1)

LOSING STREAKS

Overall	Home	Road
6 games - 12/19-12/31/13	5 games - 2/28-3/17/12	8 games - 10/3-10/26/09
5 games - 3/12-3/19/17	5 games - 1/9-1/25/25	7 games - 12/12/06-1/9/07
5 games - 3/31-4/9/16	4 games - 12/31/23-1/8/24	6 games - 12/6-12/29/08
5 games - 1/10-1/20/16	4 games - 1/31-2/14/12	5 games - 4x, last, 1/19-2/8/23
5 games - 12/5-12/14/08	3 games - 10x, last, 12/15-12/20/24	
5 games - 10/8-10/17/09		

ALL-TIME STREAKS



SEASON-BY-SEASON STREAKS

Season	Longest Winning Streak	Longest Point Streak	Longest Winless Streak	Longest Losing Streak
2000-01	2 games (five times)	8 games (12/17-1/5)	12 games (3/11-4/4)	4 games (2/21-2/26)
2001-02	3 games (two times)	7 games (two times)	9 games (1/19-2/8)	4 games (1/30-2/8)
2002-03	3 games (six times)	6 games (two times)	5 games (11/25-12/5)	3 games (three times)
2003-04	3 games (four times)	9 games (12/13-12/30)	7 games (two times)	4 games (11/20-11/28)
2005-06	5 games (1/18-1/26)	5 games (1/18-1/26)	4 games (two times)	3 games (four times)
2006-07	9 games (3/8-3/24)	10 games (3/8-3/27)	4 games (11/25-12/2)	3 games (two times)
2007-08	5 games (10/4-10/14)	8 games (10/4-10/21)	5 games (two times)	3 games (two times)
2008-09	4 games (10/11-10/18)	7 games (10/11-10/27)	6 games (12/5-12/17)	5 games (12/5-12/14)
2009-10	5 games (11/27-12/5)	7 games (11/20-12/5)	5 games (10/8-10/17)	5 games (10/8-10/17)
2010-11	4 games (1/2-1/8)	4 games (two times)	8 games (3/10-3/26)	4 games (3/10-3/17)
2011-12	7 games (11/28-12/10)	7 games (11/28-12/10)	8 games (12/13-12/28)	4 games (two times)
2012-13	7 games (3/14-3/27)	7 games (3/14-3/27)	3 games (four times)	3 games (two times)
2013-14	5 games (2/4-3/3)	8 games (11/1-11/17)	6 games (12/19-12/31)	6 games (12/19-12/31)
2014-15	6 games (1/27-3/9)	10 games (1/20-2/14)	6 games (1/3-1/13)	4 games (two times)
2015-16	6 games (3/19-3/29)	9 games (11/28-12/17)	8 games (1/23-2/13)	5 games (two times)
2016-17	12 games (12/4-12/27)	13 games (12/2-12/27)	4 games (3/23-3/28)	5 games (3/12-3/19)
2017-18	5 games (2/19-2/27)	7 games (3/16-3/29/18)	3 games (11/4-11/8)	3 games (11/4-11/8)
2018-19	5 games (two times)	8 games (2/21-3/7/19)	5 games (two times)	3 games (three times)
2019-20	5 games (11/26-12/5)	11 games (11/14-12/5)	4 games (two times)	4 games (10/3-10/12)
2020-21	7 games (4/14-4/24)	8 games (4/10-4/24)	2 games (eight times)	2 games (four times)
2021-22	8 games (11/24-12/9)	10 games (three times)	5 games (12/11-1/1)	4 games (2/22-3/1)
2022-23	6 games (12/10-12/21)	14 games (2/17-3/15)	3 games (six times)	3 games (three times)
2023-24	4 games (three times)	8 games (3/3-3/19)	7 games (11/9-11/26)	4 games (12/30-1/4)
2024-25	5 games (11/27 - 12/6)	7 games (10/10-10/24)	4 games (12/15-12/21)	4 games (12/15-12/21)



ALL-TIME AWARDS & ACCOLADES

JACK ADAMS TROPHY

Selected by the National Hockey League Broadcasters' Association, awarded annually to the NHL coach judged to have contributed the most to his team's success.

- Dean Evason (2021, Finalist)
- Jacques Lemaire (2003)

LADY BYNG MEMORIAL TROPHY

Selected by the Professional Hockey Writers' Association, awarded annually to the NHL player adjudged to have exhibited the best type of sportsmanship and gentlemanly conduct combined with a high standard of playing ability.

- Jared Spurgeon (2022, Finalist)
- Jared Spurgeon (2021, Finalist)
- Mikael Granlund (2017, Finalist)

CALDER MEMORIAL TROPHY

Selected by the Professional Hockey Writers' Association, awarded annually to the player selected as the most proficient in his first year of competition.

- Brock Faber (2024, Finalist)
- Kirill Kaprizov (2021)

KING CLANCY MEMORIAL TROPHY

Selected by a committee of senior NHL executives, awarded to the NHL player who best exemplifies leadership qualities on and off the ice and has made a noteworthy humanitarian contribution in his community.

- Matt Dumba (2020)
- Jason Zucker (2019)
- Jason Zucker (2018, Finalist)

BILL MASTERTON MEMORIAL TROPHY

Selected by the Professional Hockey Writers' Association, awarded annually to the NHL player who best exemplifies the qualities of perseverance, sportsmanship, and dedication to ice hockey.

- Mason Shaw (2023, Finalist)
- Matt Dumba (2021, Finalist)
- Devan Dubnyk (2015)
- Josh Harding (2013)

JAMES NORRIS MEMORIAL TROPHY

Selected by the Professional Hockey Writers' Association, awarded to the NHL defenseman who demonstrates throughout the season the greatest all-round ability in the position.

- Ryan Suter (2013, Finalist)

LESTER PATRICK TROPHY

Presented by the NHL and USA Hockey since 1966 to honor a recipient's contribution to ice hockey in the U.S.

- Bob Naegele, Jr. (2008)

FRANK J. SELKE TROPHY

Selected by the Professional Hockey Writers' Association, awarded annually to the NHL forward who demonstrates the most skill in the defensive component of the game.

- Mikko Koivu (2017, Finalist)
- Wes Walz (2003, Finalist)

VEZINA TROPHY

Selected by NHL General Managers, awarded annually to the NHL goaltender judged to be the best at the position.

- Devan Dubnyk (2015, Finalist)
- Niklas Backstrom (2009, Finalist)

WILLIAM M. JENNINGS AWARD

The NHL goaltender(s) having played a minimum of 25 games for the team with the fewest goals scored against it.

- Niklas Backstrom & Manny Fernandez (2007)

MBNA ROGER CROZIER SAVING GRACE AWARD

The goaltender having played a minimum of 25 games with the NHL's best save percentage.

- Niklas Backstrom (2007)
- Dwayne Roloson (2004)

NHL FIRST ALL-STAR TEAM

- Ryan Suter (2013)

NHL SECOND ALL-STAR TEAM

- Devan Dubnyk (2015)

NHL ALL-ROOKIE TEAM

- Marco Rossi (2024)
- Brock Faber (2024)
- Jonas Brodin (2013)

NHL ALL-STARS

- Kirill Kaprizov (2024)
- Kirill Kaprizov (2023)
- Kirill Kaprizov (2022)
- Cam Talbot (2022)
- Eric Staal (2020)
- Devan Dubnyk (2019)
- Eric Staal (2018)
- Head Coach Bruce Boudreau (2017)
- Devan Dubnyk (2017)
- Ryan Suter (2017)
- Devan Dubnyk (2016)
- Ryan Suter (2015)
- Mikko Koivu (2012) - Did not play due to injury
- Brent Burns (2011)
- Martin Havlat (2011)
- Niklas Backstrom (2009)
- Marian Gaborik (2008)
- Brian Rolston (2007)
- Filip Kuba (2004)
- Dwayne Roloson (2004)
- Marian Gaborik (2003)

NHL ALL-STAR AWARDS

- Marian Gaborik (2003 – Fastest Skater)
- Marian Gaborik (2003 – Second Star)

NHL YOUNGSTARS

- Nick Johnson (2012)
- Pierre-Marc Bouchard (2004)
- Nick Schultz (2003)
- Marian Gaborik (2002)

ALL-TIME AWARDS & ACCOLADES



OLYMPIANS

2014

- Mikael Granlund; Finland (bronze)
- Mikko Koivu; Finland - Did not play due to injury
- Nino Niederreiter; Switzerland
- Zach Parise; USA
- Ryan Suter; USA

2010

- Niklas Backstrom; Finland (bronze)
- Martin Havlat; Czech Republic
- Mikko Koivu; Finland (bronze)
- Antti Miettinen; Finland (bronze)
- Marek Zidlicky; Czech Republic
- Marian Gaborik; Slovakia
- Mikko Koivu; Finland (silver)
- Filip Kuba; Czech Republic (bronze)
- Brian Rolston; USA
- Daniel Tjernqvist; Sweden (gold)

NHL 4 NATIONS FACE-OFF

2025

- Matt Boldy; USA (silver)
- Brock Faber; USA (silver)
- Jonas Brodin; Sweden
- Joel Eriksson Ek; Sweden
- Filip Gustavsson; Sweden

NHL STARS OF THE MONTH

- Kirill Kaprizov (Third Star - October 2024)
- Brock Faber (Rookie - January 2024)
- Eric Staal (First Star - February 2018)
- Devan Dubnyk (Third Star - December 2016)
- Devan Dubnyk (Second Star - March 2016)
- Devan Dubnyk (Third Star - March 2015)
- Devan Dubnyk (First Star - February 2015)
- Josh Harding (Third Star - November 2013)

NHL PLAYERS OF THE WEEK

- Manny Fernandez (12/26/05)
- Dwayne Roloson (12/15/03)
- Marian Gaborik (3/4/02)
- Marian Gaborik (10/21/02)

NHL THREE STARS OF THE WEEK

- Filip Gustavsson (First Star, 3/23/25)
- Marco Rossi (First Star, 1/5/25)
- Filip Gustavsson (Third Star, 10/20/24)
- Marc-Andre Fleury (Third Star, 3/17/24)
- Kirill Kaprizov (First Star - 2/25/24)
- Kirill Kaprizov (First Star - 1/21/24)
- Kirill Kaprizov (First Star - 12/24/23)
- Ryan Hartman (Third Star - 10/29/23)
- Filip Gustavsson (Third Star - 3/27/23)
- Filip Gustavsson (Third Star - 3/6/23)
- Mats Zuccarello (Third Star - 12/19/22)
- Marc-Andre Fleury (Third Star - 10/31/22)

- Kevin Fiala (Second Star - 4/25/22)
- Kevin Fiala (Second Star - 4/18/22)
- Cam Talbot (First Star - 3/28/22)
- Kirill Kaprizov (Second Star - 5/10/21)
- Cam Talbot (Second Star - 4/26/21)
- Mats Zuccarello (Third Star - 3/1/21)
- Kirill Kaprizov (First Star - 1/18/21)
- Kevin Fiala (First Star - 3/2/20)
- Devan Dubnyk (Third Star - 1/28/19)
- Eric Staal (First Star - 2/26/17)
- Devan Dubnyk (Third Star - 2/12/17)
- Jason Zucker (First Star - 11/13/17)
- Jason Pominville (First Star - 2/13/17)
- Mikael Granlund (Second Star - 2/6/17)
- Eric Staal (Third Star - 12/19/16)
- Devan Dubnyk (Second Star - 10/31/16)
- Zach Parise (First Star - 3/28/16)
- Erik Haula (Second Star - 2/22/16)
- Mikko Koivu (Third Star - 12/21/15)
- Devan Dubnyk (First Star - 3/30/15)
- Devan Dubnyk (First Star - 2/9/15)
- Devan Dubnyk (Third Star - 2/2/15)
- Zach Parise (Third Star - 1/26/15)
- Ryan Suter (Second Star - 12/15/14)
- Darcy Kuemper (Second Star - 10/13/14)
- Darcy Kuemper (Third Star - 3/3/14)
- Zach Parise (First Star - 2/3/14)
- Ryan Suter (Third Star - 1/6/14)
- Josh Harding (Third Star - 11/18/13)
- Jason Pominville (First Star - 11/4/13)
- Niklas Backstrom (Second Star - 3/25/13)
- Niklas Backstrom (Third Star - 3/4/13)
- Matt Hackett (Second Star - 12/12/11)
- Josh Harding (First Star - 11/7/11)
- Jose Theodore (Third Star - 1/10/11)
- Guillaume Latendresse (Third Star - 1/18/10)
- Niklas Backstrom (Second Star - 10/20/08)
- Marian Gaborik (First Star - 1/13/08)
- Marian Gaborik (First Star - 12/23/07)
- Niklas Backstrom (Third Star - 12/3/07)
- Niklas Backstrom (First Star - 12/19/06)



TEAM RECORDS

TOP OVERALL RECORDS

WINS	POINTS
53.....2021-22	113.....2021-22
49.....2016-17	106.....2016-17
48.....2006-07	104.....2006-07
46.....2022-23	103.....2022-23
46.....2014-15	101.....2017-18

TOP HOME RECORDS

WINS	POINTS
31.....2021-22	64.....2021-22
29.....2006-07	63.....2006-07
27.....2017-18	62.....2017-18
27.....2016-17	57.....2013-14
26.....2013-14	56.....2016-17

TOP AWAY RECORDS

WINS	POINTS
24.....2014-15	51.....2024-25
23.....2024-25	50.....2016-17
22.....2021-22	50.....2014-15
22.....2016-17	49.....2022-23
21.....2022-23	49.....2021-22
21.....2018-19	

TOP OVERTIME/SHOOTOUT RECORDS

WINS	POINTS
17.....2006-07	42.....2006-07
16.....2021-22	39.....2021-22
13.....2011-12	37.....2011-12
12.....2024-25	35.....2022-23
12.....2022-23	34.....2013-14

TOP MONTHLY RECORDS

WINS	POINTS
12.....April 2022	26.....April 2022
12.....December 2016	25.....December 2016
11.....December 2022	23.....March 2023
11.....March 2015	23.....February 2015
11.....February 2015	22.....Eight Times
11.....March 2013	

TOP OCTOBER RECORDS

WINS	POINTS
9.....2006	18.....2006
8.....2002	18.....2002
7.....2018	16.....2018
7.....2015	16.....2015
7.....2007	16.....2007

TOP NOVEMBER RECORDS

WINS	POINTS
11.....2011	22.....2024
10.....2024	22.....2011
10.....2021	21.....2021
9.....2013	20.....2013
8.....2017	18.....2019
8.....2008	17.....2017

TOP DECEMBER RECORDS

WINS	POINTS
12.....2016	25.....2016
11.....2022	22.....2022
10.....2009	20.....2015
9.....2023	20.....2009
9.....2015	18.....Two Times

TOP JANUARY RECORDS

WINS	POINTS
10.....2017	21.....2017
9.....2014	19.....2014
8.....2025	17.....2022
8.....2022	16.....Five Times
8.....2019	
8.....2011	

TOP FEBRUARY RECORDS

WINS	POINTS
11.....2015	23.....2015
9.....2020	20.....2018
9.....2018	19.....2020
8.....Three Times	18.....2007
	17.....Two Times

TOP MARCH RECORDS

WINS	POINTS
11.....2015	23.....2023
11.....2013	22.....2022
10.....2023	22.....2015
10.....2022	22.....2013
10.....2015	22.....2007

TOP APRIL RECORDS

WINS	POINTS
12.....2022	24.....2022
10.....2021	22.....2021
5.....2013	11.....2013
4.....Five Times	9.....Three Times

TOP MAY RECORDS

WINS	POINTS
4.....2021	9.....2021

TOP RECORDS VS. WESTERN CONFERENCE

WINS	POINTS
42.....2006-07	92.....2006-07
40.....2007-08	88.....2007-08
34.....2005-06	75.....2005-06
33.....2010-11	72.....2010-11
31.....2016-17	67.....Two Times

TOP RECORDS VS. EASTERN CONFERENCE

WINS	POINTS
23.....2021-22	50.....2021-22
20.....2017-18	44.....2017-18
18.....2016-17	40.....2022-23
17.....2022-23	39.....2016-17
17.....2014-15	38.....2014-14

TOP RECORDS VS. PACIFIC DIVISION

WINS	POINTS
17.....2021-22	34.....2021-22
15.....2023-24	30.....2023-24
14.....2019-20	30.....2019-20
14.....2016-17	30.....2017-18
13.....2022-23	30.....2016-17
	29.....2022-23

TOP RECORDS VS. CENTRAL DIVISION

WINS	POINTS
17.....2016-17	38.....2014-15
17.....2014-15	37.....2016-17
16.....2022-23	34.....2022-23
14.....2015-16	33.....2015-16
14.....2013-14	31.....2013-14

TOP RECORDS VS. METROPOLITAN DIVISION

WINS	POINTS
14.....2021-22	30.....2021-22
10.....2022-23	23.....2017-18
10.....2017-18	22.....2022-23
9.....2024-15	21.....2024-25
8.....2013-14	19.....2013-14

TOP RECORDS VS. ATLANTIC DIVISION

WINS	POINTS
13.....2016-17	27.....2016-17
11.....2024-25	23.....2014-15
10.....2017-18	22.....2024-25
10.....2014-15	21.....2017-18

TOP RECORDS VS. WEST DIVISION

WINS	POINTS
35.....2020-21	75.....2020-21

TOP RECORDS PRE-ALL-STAR/OLYMPIC BREAK

WINS	POINTS
33.....2024-25	70.....2024-25
32.....2016-17	69.....2016-17
31.....2013-14	69.....2013-14
30.....2009-10	64.....2009-10
29.....2005-06	63.....2005-06

TOP RECORDS POST-ALL-STAR/OLYMPIC BREAK

WINS	POINTS
26.....2014-15	54.....2021-22
25.....2021-22	54.....2014-15
23.....2006-07	50.....2006-07
19.....2022-23	45.....2022-23
19.....2017-18	44.....2017-18
17.....2016-17	40.....2008-09

TOP RECORDS IN ONE-GOAL GAMES

WINS	PCT.
25.....2006-07	.667 (24-5-7).....2021-22
24.....2021-22	.667 (24-12).....2009-10
24.....2013-14	.650 (16-7-7).....2019-20
24.....2009-10	.619 (13-5-3).....2012-13
23.....2011-12	.600 (15-5-5).....2020-21

TOP RECORDS IN TWO-GOAL GAMES

WINS	PCT.
14.....2024-25	.750 (6-2).....2020-21
14.....2001-02	.667 (14-7).....2024-25
13.....2017-18	.619 (13-8).....2017-18
12.....2016-17	.600 (12-8).....2016-17
12.....2010-11	.600 (9-6).....2013-14
12.....2005-06	.579 (11-8).....Two Times

TOP RECORDS IN THREE-GOAL GAMES

WINS	PCT.
23.....2021-22	.818 (18-4).....2016-17
20.....2017-18	.773 (17-5).....2006-07
18.....2016-17	.750 (12-4).....2005-06
17.....2006-07	.688 (11-5).....2003-04
14.....Three Times	.657 (23-12).....2021-22

TOP RECORDS WHEN SCORING FIRST

WINS	PCT.
36.....2021-22	.875 (31-4-1).....2002-03
36.....2007-08	.855 (36-4-5).....2007-08
35.....2016-17	.846 (31-4-4).....2010-11
35.....2014-15	.800 (36-8-1).....2021-22
33.....2015-16	.800 (30-6-4).....2017-18

TOP RECORDS WHEN OPPONENT SCORES FIRST

WINS	PCT.
20.....2011-12	.488 (18-19-4).....2006-07
18.....2006-07	.462 (15-18-6).....2022-23
17.....2021-22	.462 (12-11-3).....2020-21
17.....2018-19	.459 (17-14-6).....2021-22
15.....2022-23	.440 (15-20-7).....2017-18
15.....2017-18	.432 (14-19-4).....2024-25



RECORD BOOK

TEAM RECORDS

STREAKS

LONGEST WINNING STREAK, SEASON

12 - 12/4-12/29/16

At Home:

11 - 1/31-3/25/21

On Road:

12 - 2/18-4/9/15

LONGEST POINT STREAK, SEASON

14 - (11-0-3) 2/7-3/15/23

At Home:

13 - 2x, last, (12-0-1), 3/16-4/22/22

On Road:

14 - (12-0-2) 12/2/16-1/31/17

LONGEST WINLESS STREAK, SEASON

12 - (0-9-3) 3/11-4/4/01

At Home:

8 - (0-5-3) 1/7-2/13/16

8 - (0-5-3) 2/26-3/28/01

On Road:

12 - (0-4-8) 12/18/03-1/31/04

LONGEST LOSING STREAK, SEASON

8 - 1/23-2/13/16

At Home:

8 - 1/7-2/13/16

On Road:

8 - 10/3-10/26/09

LONGEST SHUTOUT STREAK, SEASON

198:33 - 3/2-3/8/23

At Home:

161:49 - 3/17-3/22/25

On Road:

172:06 - 10/23-11/5/16

MOST CONSECUTIVE GAMES WITHOUT BEING SHUT OUT

93 - 11/2/05-11/29/06

At Home:

72 - 1/12/04-11/29/06

On Road:

54 - 11/2/05-12/27/06

LONGEST SCORELESS STREAK, SEASON

171:04 - 2/15-2/21/19

At Home:

187:42 - 2/15-2/24/19

On Road:

168:53 - 12/22/17-1/6/18

POINTS

MOST POINTS, SEASON

113 - 2021-22 (53-22-7)

At Home:

64 - 2021-22 (31-8-2)

On Road:

51 - 2024-25 (23-13-5)

FEWEST POINTS, SEASON (Full Seasons Only)

68 - 2000-01 (25-39-18)

At Home:

39 - 2018-19 (16-18-7)

On Road:

26 - 2000-01 (11-26-4)

WINS

MOST WINS, SEASON

53 - 2021-22

At Home:

31 - 2021-22

On Road:

24 - 2014-15

FEWEST WINS, SEASON (Full Seasons Only)

25 - 2000-01

At Home:

14 - 2x, last, 2001-02

On Road:

11 - 2x, last, 2003-04

FEWEST GAMES TO 10 WINS, SEASON

12 - 2006-07 (11/2/06)

FEWEST GAMES TO 20 WINS, SEASON

30 - 2024-25 (12/14/24)

30 - 2011-12 (12/10/11)

FEWEST GAMES TO 30 WINS, SEASON

44 - 2021-22 (2/14/22)

FEWEST GAMES TO 40 WINS, SEASON

60 - 2016-17 (2/27/17)

LOSSES

MOST REGULATION LOSSES, SEASON

39 - 2000-01

At Home:

18 - 2018-19

On Road:

26 - 2000-01

FEWEST REGULATION LOSSES, SEASON (Full Seasons Only)

22 - 2021-22

At Home:

6 - 2017-18

On Road:

13 - 2016-17, 2024-25

SHOOTOUTS

MOST SHOOTOUT APPEARANCES, SEASON

20 - 2011-12

At Home:

11 - 2006-07

On Road:

11 - 2011-12

MOST SHOOTOUT WINS, SEASON

11 - 2011-12

At Home:

7 - 2006-07

On Road:

5 - 2x, last, 2013-14

MOST SHOOTOUT LOSSES, SEASON

9 - 2011-12

At Home:

4 - 4x, last, 2022-23

On Road:

6 - 2011-12

MARGINS

LARGEST MARGIN OF VICTORY

7 - 2x, last, 1/18/20 in 7-0 win vs. DAL

At Home:

7 - 1/18/20 in 7-0 win vs. DAL

On Road:

7 - 1/15/15 in 7-0 win at BUF

LARGEST MARGIN OF DEFEAT

8 - 4/9/21 in 9-1 loss at STL

At Home:

7 - 3/20/11 in 8-1 loss vs. MTL

On Road:

8 - 4/9/21 in 9-1 loss at STL

RECORD BOOK



TEAM RECORDS

GOALS

*DOES NOT INCLUDE SHOOTOUT GOALS

MOST GOALS, SEASON

305 - 2021-22

At Home:

168 - 2021-22

On Road:

137 - 2021-22

FEWEST GOALS, SEASON (Full Seasons Only)

166 - 2011-12

At Home:

87 - 2000-01

On Road:

72 - 2011-12

MOST GOALS AGAINST, SEASON

260 - 2023-24

At Home:

131 - 2023-34

On Road:

140 - 2017-18

FEWEST GOALS AGAINST, SEASON (Full Seasons Only)

178 - 2002-03

At Home:

77 - 2006-07

On Road:

94 - 2003-04

MOST 20-GOAL SCORERS, SEASON

6 - 2021-22

MOST GOALS SCORED, GAME

10 - 2/19/24 in 10-7 win vs. VAN

At Home:

10 - 2/19/24 in 10-7 win vs. VAN

On Road:

8 - 3x, last, 3/15/23 in 8-5 win at STL

MOST GOALS SCORED AGAINST, GAME

9 - 4/9/21 in 9-1 loss at STL

At Home:

8 - 2x, last 11/12/23 in 8-3 loss vs. DAL

On Road:

9 - 4/9/21 in 9-1 loss at STL

MOST GOALS SCORED BY BOTH TEAMS, GAME

17 - 2/19/24 in 10-7 win vs. VAN

At Home:

17 - 2/19/24 in 10-7 win vs. VAN

On Road:

13 - 2x, last, 12/19/19 in 8-5 win at ARI

MOST GOALS, PERIOD

7 - 2/19/24 in 3rd of 10-7 win vs. VAN

At Home:

7 - 2/19/24 in 3rd of 10-7 win vs. VAN

On Road:

5 - 2x, last, 3/25/23 in 2nd of 8-5 win at STL

MOST GOALS AGAINST, PERIOD

5 - 7x, last, 1/1/22 in 2nd of 6-4 loss vs. STL

At Home:

5 - 1/1/22 in 2nd of 6-4 loss vs. STL

On Road:

5 - 6x, last, 10/29/19 in 3rd of 6-3 loss at DAL

MOST GOALS BY BOTH TEAMS, PERIOD

9 - 2/19/24 in 3rd of 10-7 win vs. VAN

At Home:

9 - 2/19/24 in 3rd of 10-7 win vs. VAN

On Road:

7 - 3x, last, 12/19/19 in 3rd of 8-5 win at ARI

ASSISTS

MOST ASSISTS, GAME

16 - 2x, last, 2/19/24 in 10-7 win vs. VAN

At Home:

16 - 2x, last, 2/19/24 in 10-7 win vs. VAN

On Road:

15 - 12/19/19 in 8-5 win at ARI

MOST ASSISTS AGAINST, GAME

16 - 4/9/21 in 9-1 loss at STL

At Home:

15 - 3/20/11 in 8-1 loss vs. MTL

On Road:

16 - 4/9/21 in 9-1 loss at STL

MOST ASSISTS BY BOTH TEAMS, GAME

28 - 2/19/24 in 10-7 win vs. VAN (MIN-16, VAN-12)

At Home:

28 - 2/19/24 in 10-7 win vs. VAN (MIN-16, VAN-12)

On Road:

23 - 12/19/19 in 8-5 win at ARI (MIN-15, ARI-8)

MOST ASSISTS, PERIOD

10 - 2/19/24 in 3rd of 10-7 win vs. VAN

At Home:

10 - 2/19/24 in 3rd of 10-7 win vs. VAN

On Road:

9 - 2x, last, 3/15/23 in 2nd of 8-5 win at STL

MOST ASSISTS AGAINST, PERIOD

10 - 3x, last, 10/27/14 in 3rd of 5-4 loss at NYR

At Home:

8 - 5x, last, 4/5/21 in 2nd of 5-4 loss vs. COL

On Road:

10 - 3x, last, 10/27/14 in 3rd of 5-4 loss at NYR

MOST ASSISTS BY BOTH TEAMS, PERIOD

14 - 2x, last, 2/19/24 in 3rd of 10-7 win vs. VAN (MIN-10, VAN-4)

At Home:

14 - 2/19/24 in 3rd of 10-7 win vs. VAN (MIN-10, VAN-4)

On Road:

14 - 1/16/10 in 3rd of 6-4 loss at PHX (MIN-6, PHX- 8)

POINTS

MOST POINTS, GAME

26 - 2/19/24 in 10-7 win vs. VAN

At Home:

26 - 2/19/24 in 10-7 win vs. VAN

On Road:

23 - 12/19/19 in 8-5 win at ARI

MOST POINTS AGAINST, GAME

25 - 4/9/21 in 9-1 loss at STL

At Home:

23 - 3/20/11 in 8-1 loss vs. MTL

On Road:

25 - 4/9/21 in 9-1 loss at STL

MOST POINTS BY BOTH TEAMS, GAME

45 - 12/19/24 in 10-7 win vs. VAN (MIN-26, VAN-19)

At Home:

45 - 12/19/24 in 10-7 win vs. VAN (MIN-26, VAN-19)

On Road:

36 - 12/19/19 in 8-5 win at ARI (MIN-23, ARI-13)

MOST POINTS, PERIOD

17 - 2/19/24 (7g-10a) in 3rd of 10-7 win vs. VAN

At Home:

17 - 2/19/24 (7g-10a) in 3rd of 10-7 win vs. VAN

On Road:

14 - 3/15/23 (5g-9a) in 2nd of 8-5 win at STL



RECORD BOOK

TEAM RECORDS

MOST POINTS AGAINST, PERIOD

15 - 3x, last, 10/27/14 (5g-10a) in 3rd of 5-4 loss at NYR

At Home:

12 - 3x, last, 4/5/21 (4g-8a) in 2nd of 5-4 loss vs. COL

On Road:

15 - 3x, last, 10/27/14 (5g-10a) in 3rd of 5-4 loss at NYR

MOST POINTS BY BOTH TEAMS, PERIOD

23 - 2/19/2024 in 3rd of 10-7 win vs. VAN (MIN-10, VAN-7)

At Home:

23 - 2/19/2024 in 3rd of 10-7 win vs. VAN (MIN-10, VAN-7)

On Road:

21 - 1/16/2010 in 3rd of 6-4 loss at PHX (MIN-49 PHX-12)

SPECIAL TEAMS

BEST POWER-PLAY PERCENTAGE, SEASON

22.7 - 2023-24 (62/273)

At Home:

27.4 - 2016-17 (31/113)

On Road:

25.2 - 2023-24 (34/135)

LOWEST POWER-PLAY PERCENTAGE, SEASON

9.6 - 2000-01 (36/374)

At Home:

9.6 - 2000-01 (19/198)

On Road:

9.7 - 2000-01 (17/176)

BEST PENALTY-KILL PERCENTAGE, SEASON

87.6 - 2008-09 (36/291)

At Home:

87.8 - 2014-15 (15/123)

On Road:

89.1 - 2008-09 (17/156)

LOWEST PENALTY-KILL PERCENTAGE, SEASON

74.5 - 2023-24 (211/273)

At Home:

73.6 - 2023-24 (110/138)

On Road:

74.1 - 2015-16 (83/112)

MOST POWER-PLAY GOALS, SEASON

77 - 2005-06

At Home:

49 - 2006-07

On Road:

34 - 2023-24

FEWEST POWER-PLAY GOALS, SEASON (Full Seasons Only)

36 - 2000-01

At Home:

19 - 2000-01

On Road:

12 - 2014-15

MOST POWER-PLAY GOALS AGAINST, SEASON

67 - 2023-24

At Home:

32 - 2023-24

On Road:

35 - 2x, 2001-02 and 2023-24

FEWEST POWER-PLAY GOALS AGAINST, SEASON (Full Seasons Only)

32 - 2014-15

At Home:

15 - 2x, last, 2016-17

On Road:

17 - 2x, last, 2014-15

MOST POWER-PLAY GOALS, GAME

5 - 4x, last, 1/19/24 in 6-4 win at FLA

At Home:

5 - 2x, last, 2/7/06 in 5-1 win vs. LA

On Road:

5 - 2x, last, 1/19/24 in 6-4 win at FLA

MOST POWER-PLAY GOALS AGAINST, GAME

5 - 11/12/23 in 8-3 loss vs. DAL

At Home:

5 - 11/12/23 in 8-3 loss vs. DAL

On Road:

4 - 1/30/10 in 5-2 loss at SJ

MOST POWER-PLAY GOALS, PERIOD

4 - 12/14/07 in 2nd of 5-2 win at ANA

At Home:

3 - 7x, last, 2/19/24 in 3rd of 10-7 win vs. VAN

On Road:

4 - 12/14/07 in 2nd of 5-2 win at ANA

MOST POWER-PLAY GOALS AGAINST, PERIOD

3 - 5x, last, 2/1/25 in 3rd of 6-0 loss at OTT

At Home:

3 - 2x, last, 2/1/20 in 2nd of 6-1 loss vs. BOS

On Road:

3 - 3x, last, 2/1/25 in 3rd of 6-0 loss at OTT

MOST POWER-PLAY CHANCES, SEASON

453 - 2005-06 (77 PPGs, 17.0%)

At Home:

236 - 2005-06 (46 PPGs, 19.5%)

On Road:

217 - 2005-06 (31 PPGs, 14.3%)

FEWEST POWER-PLAY CHANCES, SEASON (Full Seasons Only)

204 - 2024-25 (36 PPGs, 17.6%)

At Home:

103 - 2024-25 (22 PPGs, 21.4%)

On Road:

101 - 2024-25 (14 PPGs, 13.9%)

MOST POWER-PLAY CHANCES, GAME

11 - 3x, last, 11/29/08 in 6-2 win at NSH

At Home:

11 - 12/29/06 in 4-3 OT win vs. CBJ

On Road:

11 - 2x, last, 11/29/08 in 6-2 win at NSH

FEWEST POWER-PLAY CHANCES, GAME

0 - 25x, last, 1/11/25 in 3-1 win at SJS

At Home:

0 - 8x, last, 1/7/25 in 6-4 win vs. STL

On Road:

0 - 17x, last, 1/11/25 in 3-1 win at SJS

MOST CONSECUTIVE GAMES WITH A PP GOAL, SEASON

9 - 2x, last, 11/8-12/3/05

At Home:

10 - 10/25-12/17/05

On Road:

13 - 1/21-3/12/16

MOST CONSECUTIVE GAMES WITH A PP GOAL AGAINST, SEASON

9 - 2/10-2/26/19

At Home:

8 - 1/19-2/24/19

On Road:

8 - 2x, last, 11/14-12/12/10

MOST SHORT-HANDED GOALS, SEASON

14 - 2022-23

At Home:

10 - 2000-01

On Road:

10 - 2022-23

FEWEST SHORT-HANDED GOALS, SEASON (Full Seasons Only)

2 - 2021-22

At Home:

0 - 2021-22

On Road:

1 - 5x, last, 2018-19

MOST SHORT-HANDED GOALS AGAINST, SEASON

14 - 2000-01

At Home:

9 - 2023-24

On Road:

9 - 2009-10

FEWEST SHORT-HANDED GOALS AGAINST, SEASON (Full Seasons Only)

3 - 3x, last, 2022-23

At Home:

1 - 5x, last, 2022-23

On Road:

0 - 2x, last, 2018-19

MOST SHORT-HANDED GOALS, GAME

2 - 6x, last, 10/17/23 in 5-2 win at MTL

At Home:

2 - 3x, last, 4/8/23 in 5-3 win vs. STL

On Road:

2 - 3x, last, 10/17/23 in 5-2 win at MTL

MOST SHORT-HANDED GOALS AGAINST, GAME

2 - 5x, last, 4/18/24 in 4-3 loss vs. SEA

At Home:

2 - 5x, last, 4/18/24 in 4-3 loss vs. SEA

On Road:

1 - 75x, last, 2/1/25 in 6-0 loss at OTT

MOST SHORT-HANDED GOALS, PERIOD

2 - 3x, last, 10/17/23 in 1st of 5-2 win at MTL

At Home:

2 - 2x, last, 4/8/23 in 1st of 5-3 win vs. STL

On Road:

2 - 10/17/23 in 1st of 5-2 win at MTL

MOST SHORT-HANDED GOALS AGAINST, PERIOD

2 - 4/18/24 in 3rd of 4-3 loss vs. SEA

At Home:

2 - 4/18/24 in 3rd of 4-3 loss vs. SEA

On Road:

1 - 71x, last, 4/12/24 in 1st of 7-2 loss at VGK

MOST TIMES SHORT-HANDED, SEASON

436 - 2005-06 (55 PPGA, 87.4%)

At Home:

215 - 2005-06 (28 PPGA, 87.0%)

On Road:

221 - 2005-06 (27 PPGA, 87.8%)

FEWEST TIMES SHORT-HANDED, SEASON (Full Seasons Only)

204 - 2015-16 (45 PPGA, 77.9%)

At Home:

92 - 2015-16 (16 PPGA, 82.6%)

On Road:

111 - 2014-15 (17 PPGA, 84.7%)

MOST SHORT-HANDED SITUATIONS, GAME

10 - 2x, last, 10/21/10 in 4-2 win at EDM

At Home:

9 - 3x, last, 10/13/18 in 5-4 OT loss vs. CAR

On Road:

10 - 2x, last, 10/21/10 in 4-2 win at EDM

MOST CONSECUTIVE GAMES WITH A SHORT-HANDED GOAL, SEASON

2 - 11x, last, 4/8-4/10/23

At Home:

2 - 4x, last, 11/13-11/17/22

On Road:

2 - 3x, last, 11/16-11/20/06

MOST CONSECUTIVE GAMES WITH A SHORT-HANDED GOAL AGAINST, SEASON

3 - 10/15-10/20/00

At Home:

3 - 10/15-10/20/00

On Road:

3 - 3/26-4/5/10

TEAM RECORDS

PENALTY MINUTES

MOST PENALTY MINUTES, SEASON

1,209 - 2x, last, 2005-06

At Home:

591 - 2005-06

On Road:

681 - 2001-02

FEWEST PENALTY MINUTES, SEASON (Full Seasons Only)

545 - 2015-16

At Home:

264 - 2015-16

On Road:

281 - 2015-16

MOST PENALTY MINUTES, GAME

79 - 3/20/24 in 6-0 loss at LA

At Home:

54 - 3/28/08 in 4-0 win vs. VAN

On Road:

79 - 3/20/24 in 6-0 loss at LA

MOST PENALTY MINUTES BY OPPONENT, GAME

75 - 3/20/24 in 6-0 loss at LA

At Home:

63 - 2/2/04 in 4-0 win vs. STL

On Road:

75 - 3/20/24 in 6-0 loss at LA

MOST PENALTY MINUTES BY BOTH TEAMS, GAME

154 - 3/20/24 in 6-0 loss at LA (MIN-79, LA-75)

At Home:

108 - 2/2/04 in 4-0 win vs. STL (MIN-45, STL-63)

On Road:

154 - 3/20/24 in 6-0 loss at LA (MIN-79, LA-75)

MOST PENALTY MINUTES, PERIOD

66 - 3/20/24 in 3rd of 6-0 loss at LA

At Home:

48 - 3/28/08 in 3rd of 4-0 win vs. VAN

On Road:

66 - 3/20/24 in 3rd of 6-0 loss at LA

MOST PENALTY MINUTES BY OPPONENT, PERIOD

64 - 3/20/24 in 3rd of 6-0 loss at LA

At Home:

44 - 2x, last, 2/9/12 in 3rd of 5-2 loss vs. VAN

On Road:

64 - 3/20/24 in 3rd of 6-0 loss at LA

MOST PENALTY MINUTES BY BOTH TEAMS, PERIOD

130 - 3/20/24 in 3rd of 6-0 loss at LA (MIN-66, LA-64)

At Home:

81 - 3/28/08 in 3rd of 4-0 win vs. VAN (MIN-48, VAN-33)

On Road:

130 - 3/20/24 in 3rd of 6-0 loss at LA (MIN-66, LA-64)

PENALTIES

MOST PENALTIES, GAME

16 - 3/2/02 in 6-3 loss at VAN

At Home:

15 - 2/2/04 in 4-0 win vs. STL

On Road:

16 - 3/2/02 in 6-3 loss at VAN

MOST PENALT



RECORD BOOK

TEAM RECORDS

MOST PENALTIES BY BOTH TEAMS, GAME

31 - 2/2/04 in 4-0 win vs. STL (MIN-15, STL-16)

At Home:

31 - 2/2/04 in 4-0 win vs. STL (MIN-15, STL-16)

On Road:

28 - 11/9/22 in 4-1 win at ANA (MIN-13, ANA-15)

FEWEST PENALTIES, GAME

0 - 14x, last, 12/23/24 in 4-3 win vs. CHI

At Home:

0 - 8x, last, 12/23/24 in 4-3 win vs. CHI

On Road:

0 - 6x, last, 10/22/24 in 5-1 win at FLA

FEWEST PENALTIES BY OPPONENT, GAME

0 - 13x, last, 1/11/25 in 3-1 win at SJS

At Home:

0 - 4x, last, 1/7/25 in 6-4 win vs. STL

On Road:

0 - 9x, last, 1/11/25 in 3-1 win at SJS

FEWEST PENALTIES BY BOTH TEAMS, GAME

0 - 11/30/13 in 3-2 SO loss at COL

At Home:

1 - 5x, last, 1/7/25 in 6-4 win vs. STL (MIN-1, STL-0)

On Road:

0 - 11/30/13 in 3-2 SO loss at COL

SHOTS

MOST SHOTS, SEASON

2,666 - 2021-22

At Home:

1,365 - 2021-22

On Road:

1,305 - 2016-17

FEWEST SHOTS, SEASON (Full Seasons Only)

1,954 - 2001-02

At Home:

965 - 2001-02

On Road:

981 - 2003-04

MOST SHOTS AGAINST, SEASON

2,625 - 2010-11

At Home:

1,244 - 2x, 2000-01, 2021-22

On Road:

1,403 - 2010-11

FEWEST SHOTS AGAINST, SEASON (Full Seasons Only)

2,265 - 2014-15

At Home:

1,035 - 2014-15

On Road:

1,091 - 2002-03

MOST SHOTS, GAME

49 - 2x, last, 12/3/22 in 5-4 SOW vs. ANA

At Home:

49 - 12/3/22 in 5-4 SOW vs. ANA

On Road:

49 - 4/5/22 in 6-2 loss at NSH

MOST SHOTS AGAINST, GAME

57 - 10/13/18 in 5-4 OT loss vs. CAR

At Home:

57 - 10/13/18 in 5-4 OT loss vs. CAR

On Road:

56 - 11/8/01 in 5-3 win at BOS

MOST SHOTS BY BOTH TEAMS, GAME

90 - 11/16/06 in 7-6 SO win at NSH (MIN-45, NSH-45)

At Home:

84 - 1/14/22 in 7-3 win vs. ANA (MIN-42, ANA-42)

On Road:

90 - 11/16/06 in 7-6 SO win at NSH (MIN-45, NSH-45)

FEWEST SHOTS, GAME

11 - 6x, last, 3/25/21 in 2-0 win vs. STL

At Home:

11 - 3x, last, 3/25/21 in 2-0 win vs. STL

On Road:

11 - 3x, last 1/23/04 in 6-2 loss at ANA

FEWEST SHOTS AGAINST, GAME

13 - 1/18/03 in 1-0 loss vs. ANA

At Home:

13 - 1/18/03 in 1-0 loss vs. ANA

On Road:

14 - 3x, last 10/15/13 in 4-1 loss at TOR

FEWEST SHOTS BY BOTH TEAMS, GAME

32 - 2/15/04 in 2-1 loss vs. CGY (MIN-16, CGY-16)

At Home:

32 - 2/15/04 in 2-1 loss vs. CGY (MIN-16, CGY-16)

On Road:

35 - 10/10/11 in 2-1 loss at NYI (MIN-21, STL-14)

MOST SHOTS, PERIOD

24 - 2x, last, 2/6/16 in 2nd of 4-1 loss at STL

At Home:

24 - 2/3/15 in 2nd of 3-0 win vs. CHI

On Road:

24 - 2/6/16 in 2nd of 4-1 loss at STL

MOST SHOTS AGAINST, PERIOD

25 - 3x, last, 3/18/21 in 1st of 5-1 loss at COL

At Home:

22 - 2x, last, 10/21/23 in 2nd of 5-4 loss vs. CBJ

On Road:

25 - 3x, last, 3/18/21 in 1st of 5-1 loss at COL

MOST SHOTS BY BOTH TEAMS, PERIOD

41 - 11/19/16 in 1st of 3-2 loss vs COL (MIN-21, COL-20)

At Home:

41 - 11/19/16 in 1st of 3-2 loss vs COL (MIN-21, COL-20)

On Road:

37 - 10/19/2018 in 2nd of 3-1 win at DAL (MIN-13, DAL, 24)

FEWEST SHOTS, PERIOD

0 - 2x, last, 1/10/19 in 3rd of 3-2 win vs. WPG

At Home:

0 - 1/10/19 in 3rd of 3-2 win vs. WPG

On Road:

0 - 11/08/01 in 3rd of 5-3 win at BOS

FEWEST SHOTS AGAINST, PERIOD

0 - 3x, last, 3/3/13 in 2nd of 4-2 win at EDM

At Home:

0 - 2x, last, 3/31/09 in 3rd of 2-1 OT loss vs. VAN

On Road:

0 - 3/3/13 in 2nd of 4-2 win at EDM

FEWEST SHOTS BY BOTH TEAMS, PERIOD

4 - 10/18/05 in 3rd of 2-1 loss at ARI (MIN 2, ARI 2)

At Home:

6 - 3x, last on 11/14/24 in 1ST of 3-0 win vs MTL (MIN-4, MTL -2)

On Road:

4 - 10/18/05 in 3rd of 2-1 loss at ARI (MIN 2, ARI 2)

FASTEST GOALS

FASTEST GOAL FROM START OF GAME

0:10 - 2x, last, Jason Zucker, 4/6/17 in 4-3 win at COL

At Home:

0:12 - 2x, last, Nino Niederreiter, 11/14/17 in 3-0 win vs. PHI

On Road:

0:10 - 2x, last, Jason Zucker, 4/6/17 in 4-3 win at COL

RECORD BOOK



TEAM RECORDS

FASTEST GOAL AGAINST FROM START OF GAME

0:07 - Mitchell Marner, 1/3/19 in 4-3 win at TOR

At Home:

0:24 - Todd Bertuzzi, 1/12/19 in 5-2 loss vs. DET

On Road:

0:07 - Mitchell Marner, 1/3/19 in 4-3 win at TOR

FASTEST GOAL FROM START OF 2ND PERIOD:

0:09 - 3x, last, Brandon Duhaime, 2/19/23 in 4-3 win vs. NSH

At Home:

0:09 - Brandon Duhaime, 2/19/23 in 4-3 win vs. NSH

On Road:

0:09 - Brandon Duhaime, 2/19/23 in 4-3 win vs. NSH

On Road:

0:09 - Nick Bjugstad, 12/12/21 in 6-4 loss at

On Road:

0:11 - Brad Richards, 10/25/03 in 3-2 loss at TB

At Home:

0:15 - Alex Pietrangelo, 2/27/18 in 8-3 win vs. STL

On Road:

0:11 - Brad Richards, 10/25/03 in 3-2 loss at TB

FASTEST GOAL FROM START OF 3RD PERIOD

0:08 - Jason Zucker, 1/16/14 in 4-1 win vs. EDM

At Home:

0:08 - Jason Zucker, 1/16/14 in 4-1 win vs. EDM

On Road:

0:18 - Jake Middleton, 4/8/22 in 4-3 OT loss at STL

FASTEST GOAL AGAINST FROM START OF 3RD PERIOD

0:07 - Trent Klatt, 11/26/00 in 4-2 win vs. VAN

At Home:

0:07 - Trent Klatt, 11/26/00 in 4-2 win vs. VAN

On Road:

0:09 - Patrick Marleau, 10/10/09 in 4-2 loss at SJ

FASTEST GOAL FROM START OF OVERTIME

0:12 - Mikael Granlund, 2/27/17 in 5-4 OT win vs. LA

At Home:

0:12 - Mikael Granlund, 2/27/17 in 5-4 OT win vs. LA

On Road:

0:22 - Matt Dumba, 3/17/15 in 3-2 OT win at NSH

FASTEST GOAL AGAINST FROM START OF OVERTIME

0:21 - Oleg Tverdovsky, 12/8/00 in 1-0 OT loss vs. ANA

At Home:

0:21 - Oleg Tverdovsky, 12/8/00 in 1-0 OT loss vs. ANA

On Road:

0:23 - Dustin Brown, 4/5/18 in 5-4 OT loss at LA

LATEST OVERTIME GOAL

4:59 - Matt Dumba, 2/27/21 in 4-3 OT win vs. LA

At Home:

4:59 - Matt Dumba, 2/27/21 in 4-3 OT win vs. LA

On Road:

4:58 - 2x, last, Matt Boldy, 3/21/23 in 2-1 OT win at NJD

LATEST OVERTIME GOAL AGAINST

4:58 - Ryan O'Reilly, 4/10/21 in 3-2 OT loss at STL

At Home:

4:55 - Mathieu Perreault, 10/5/13 in 4-3 OT loss vs. ANA

On Road:

4:58 - Ryan O'Reilly, 4/10/21 in 3-2 OT loss at STL

FASTEST TWO GOALS, INDIVIDUAL

0:16 - Pierre-Marc Bouchard, 2/10/06, @18:51 & 19:07 in 1st of

At Home:

0:40 - 2x, last, Jason Zucker @ 15:42 & 16:22 in 3rd of 4-1 win vs. DET

On Road:

0:16 - Pierre-Marc Bouchard, 2/10/06, @18:51 & 19:07 in 1st of

On Road:

6-3 win at EDM

FASTEST TWO GOALS AGAINST, INDIVIDUAL

0:12 - Pierre-Luc Dubois, 10/19/23, @ 19:02 & 19:14 in 1st of

At Home:

0:12 - Pierre-Luc Dubois, 10/19/23, @ 19:02 & 19:14 in 1st of

On Road:

0:20 - Stu Barnes, 10/19/03, @ 8:16 & 8:36 in 2nd of 3-1 loss

On Road:

0:20 - Stu Barnes, 10/19/03, @ 8:16 & 8:36 in 2nd of 3-1 loss

At Home:

0:03 - Jim Dowd & Richard Park, 1/21/04, @ 19:44 &

At Home:

0:03 - Jim Dowd & Richard Park, 1/21/04, @ 19:44 &

On Road:

0:10 - 4x, last, Mats Zuccarello & Nick Bjugstad, 12/12/21, @

On Road:

19:59 of 2nd & 0:09 of 3rd in 6-4 loss at VGK

At Home:

0:07 - Clayton Keller & Michael Carcone, 3/7/24 @ 1:21 &

At Home:

0:07 - Clayton Keller & Michael Carcone, 3/7/24 @ 1:21 &

At Home:

0:10 - Scott Mellanby & Sergei Varlamov, 12/02/01

At Home:

0:10 - Scott Mellanby & Sergei Varlamov, 12/02/01

On Road:

0:07 - Clayton Keller & Michael Carcone, 3/7/24 @ 1:21 &

On Road:

1:28 in 3rd of 5-2 win at ARI

At Home:

0:02 - Nick Foligno (CBJ) & Mikael Granlund (MIN), 1/5/16,

At Home:

0:02 - Nick Foligno (CBJ) & Mikael Granlund (MIN), 1/5/16,

On Road:



RECORD BOOK

TEAM RECORDS

FASTEST THREE GOALS AGAINST, TEAM

1:08 - Todd Bertuzzi, Trevor Letowski & Ed Jovanovski, 11/02/02 @ 9:24, 9:51 & 10:32 of 1st of 4-2 loss vs. VAN

At Home:

1:08 - Todd Bertuzzi, Trevor Letowski & Ed Jovanovski, 11/02/02 @ 9:24, 9:51 & 10:32 of 1st of 4-2 loss vs. VAN

On Road:

1:13 - Dustin Brown (2x) & Gabriel Valardi, 3/7/20 @ 17:47, 18:46 & 19:00 of 3rd of 7-3 loss at LA

FASTEST THREE GOALS, BOTH TEAMS

0:17 - Ryan Carter and Nino Niederreiter (MIN), Zengus Girgensons (BUF), 11/13/14, @ 6:07, 6:14, & 6:24 of 1st of 6-3 win vs. BUF

At Home:

0:17 - Ryan Carter and Nino Niederreiter (MIN), Zengus Girgensons (BUF), 11/13/14, @ 6:07, 6:14, & 6:24 of 1st of 6-3 win vs. BUF

On Road:

0:35 - Ales Kotalik and Stu Barnes (BUF), Antti Laaksonen (MIN), 12/28/02, @ 18:29, 18:46, & 19:04 of 3rd of 4-3 win at BUF

FASTEST FOUR GOALS, TEAM

2:17 - Mats Zuccarello, Joel Eriksson Ek, Kirill Kaprizov and Joel Eriksson Ek 2/19/24, @ 19:27 (2nd), :29, 1:23 & 1:44 of 3rd in 10-7 win vs. VAN

At Home:

2:17 - Mats Zuccarello, Joel Eriksson Ek, Kirill Kaprizov and Joel Eriksson Ek 2/19/24, @ 19:27 (2nd), :29, 1:23 & 1:44 of 3rd in 10-7 win vs. VAN

On Road:

5:07 - Zach Parise, Nino Niederreiter, Thomas Vanek and Zach Parise, 10/8/15, @ 5:07, 7:05, 9:18 & 10:14 of 3rd of 5-4 win at COL

FASTEST FOUR GOALS AGAINST, TEAM

2:36 - Ladislav Nagy, Landon Wilson, Denis Pederson and Daymond Langkow, 4/12/02 @ 11:23, 11:42, 13:16 & 13:59 of 2nd of 7-1 loss at ARI

At Home:

8:42 - Jordie Benn, Vernon Fiddler, Tyler Seguin & Antoine Roussel, 12/21/15, @ 14:59, 18:30 & 19:29 of 2nd and @ 3:41 of 3rd in 6-3 loss vs. DAL

On Road:

2:36 - Ladislav Nagy, Landon Wilson, Denis Pederson & Daymond Langkow, 4/12/02 @ 11:23, 11:42, 13:16 & 13:59 of 2nd of 7-1 loss at ARI

FASTEST FOUR GOALS, BOTH TEAMS

1:03 - Patrick Marleau, 2x (SJ) & Martin Hanzal, Charlie Coyle (MIN), 3/21/17 @ 17:57, 18:30, 18:45 & 19:00 in 2nd of 3-2 win vs. SJ

At Home:

1:03 - Patrick Marleau, 2x (SJ) & Martin Hanzal, Charlie Coyle (MIN), 3/21/17 @ 17:57, 18:30, 18:45 & 19:00 in 2nd of 3-2 win vs. SJ

On Road:

2:01 - Jakob Chychrun (ARI), Brad Hunt & Mats Zuccarello (MIN) and Clayton Keller (ARI), 12/19/19, @ 3:22, 4:22, 4:57 & 5:23 of 3rd in 8-5 win at ARI

GAMES PLAYED

MOST GAMES PLAYED, CAREER

1,028 - Mikko Koivu, 2005-20

By Left Wing

557 - Zach Parise, 2012-21

By Center

1,028 - Mikko Koivu 2005-20

By Right Wing

565 - Pierre-Marc Bouchard, 2002-13

By Defenseman

933 - Jared Spurgeon, 2010-24

MOST CONSECUTIVE GAMES PLAYED

316 - Charlie Coyle, 2013-18

INDIVIDUAL RECORDS

MOST GAMES PLAYED, SEASON

82 - Matt Boldy, 2024-25
Frederick Gaudreau, 2024-25
Marco Rossi, 2024-25
Brock Faber, 2023-24
Marco Rossi, 2023-24
Frederick Gaudreau, 2022-23
- Kevin Fiala, 2021-22
- Ryan Hartman, 2021-22
- Marcus Foligno, 2018-19
- Mikko Koivu, 2017-18; 2015-16; 2006-07
- Eric Staal, 2017-18; 2016-17
- Jason Zucker, 2017-18
- Charlie Coyle, 2016-17; 2015-16; 2014-15
- Nino Niederreiter, 2016-17; 2015-16
- Mikael Granlund, 2015-16
- Jason Pominville 2014-15, 2013-14
- Kyle Brodziak, 2013-14; 2011-12; 2009-10
- Matt Cooke, 2013-14
- Dany Heatley, 2011-12
- Darroll Powe, 2011-12
- Eric Nystrom, 2010-11
- Greg Zanon, 2010-11
- Andrew Brunette, 2010-11; 2009-10; 2003-04; 2002-03
- Antti Miettinen, 2008-09
- James Sheppard, 2008-09
- Brent Burns, 2007-08
- Pierre-Marc Bouchard, 2006-07
- Branko Radivojevic, 2006-07
- Nick Schultz, 2006-07
- Wes Walz, 2005-06; 2000-01
- Brian Rolston, 2005-06
- Antti Laaksonen, 2002-03; 2001-02; 2000-01
- Jim Dowd, 2001-02

By Defenseman

82 - Brock Faber, 2023-24
Jonas Brodin, 2018-19
- Jared Spurgeon, 2018-19
- Ryan Suter, 2018-19; 2016-17; 2015-16; 2013-14
- Matt Dumba, 2017-18
- Greg Zanon, 2010-11
- Brent Burns, 2007-08
- Nick Schultz, 2006-07

By Rookie

82 - Brock Faber, 2023-24
Marco Rossi, 2023-24

GOALS

MOST GOALS, CAREER

219 - Marian Gaborik, 2000-09

By Left Wing

199 - Zach Parise, 2012-21

By Center

205 - Mikko Koivu, 2005-20

By Right Wing

219 - Marian Gaborik, 2000-09

By Defenseman

117 - Jared Spurgeon, 2010-25

RECORD BOOK



INDIVIDUAL RECORDS

MOST GOALS, SEASON

47 - Kirill Kaprizov, 2021-22

By Left Wing

47 - Kirill Kaprizov, 2021-22

By Center

42 - Eric Staal, 2017-18

By Right Wing

42 - Marian Gaborik, 2007-08

By Defenseman

17 - Brent Burns, 2010-11

By Rookie

27 - Kirill Kaprizov, 2020-21

MOST GOALS, GAME

5 - Marian Gaborik, 12/20/07 vs. NYR

By Defenseman

3 - 2x, last, Jared Spurgeon, 2/21/20 at EDM

By Rookie

3 - 4x, last, Matt Boldy, 2/14/22 vs. DET

By Rookie in his NHL debut

1 - 10x, last, Matt Boldy, 1/6/22 at BOS

MOST GOALS AGAINST, GAME

4 - Dustin Brown, 4/5/18 at LA

MOST GOALS, PERIOD

3 - 4x, last, Kirill Kaprizov, 2/19/24 vs. VAN (3rd)

MOST GOALS AGAINST, PERIOD

3 - 4x, last, Dustin Brown, 3/7/20 at LA (3rd)

MOST GOALS AT HOME, SEASON

28 - Kirill Kaprizov, 2021-22

- Marian Gaborik, 2007-08

By Defenseman

10 - Brent Burns, 2007-08

By Rookie

16 - Kirill Kaprizov, 2020-21

MOST GOALS ON ROAD, SEASON

24 - Kirill Kaprizov, 2023-24

By Defenseman

11 - Brent Burns, 2010-11

By Rookie

11 - 3x, last, Marco Rossi, 2023-24

MOST POWER-PLAY GOALS, CAREER

69 - Zach Parise, 2012-21

By Defenseman

34 - Jared Spurgeon, 2010-23

MOST POWER-PLAY GOALS, SEASON

19 - Kirill Kaprizov, 2023-24

By Defenseman

10 - Marek Zidlicky, 2008-09

By Rookie

8 - Kirill Kaprizov, 2020-21

MOST POWER-PLAY GOALS, GAME

2 - 47x, last, Joel Eriksson Ek, 2/19 vs. VAN

MOST POWER-PLAY GOALS AGAINST, GAME

3 - Alex Ovechkin, 3/28/17 vs. WSH

MOST POWER-PLAY GOALS, PERIOD

2 - 13x, last, Joel Eriksson Ek, 2/19/24 vs. VAN (3rd)

MOST POWER-PLAY GOALS AGAINST, PERIOD

2 - 10x, last, Clayton Keller, 12/10/24 at UTA (3rd)

MOST SHORT-HANDED GOALS, CAREER

14 - Wes Walz, 2000-07

MOST SHORT-HANDED GOALS, SEASON

7 - Wes Walz, 2000-01

MOST SHORT-HANDED GOALS, GAME

2 - Frederick Gaudreau, 3/29/23 at COL

MOST SHORT-HANDED GOALS AGAINST, GAME

2 - Yanni Gourde, 4/18/24 vs. SEA

MOST SHORT-HANDED GOALS, PERIOD

1 - Several times, last, Marcus Johansson, 4/2/25 at NYR (2nd)

MOST SHORT-HANDED GOALS AGAINST, PERIOD

1 - Several times, last, Josh Norris, 2/1/25 at OTT (1st)

MOST GAME-WINNING GOALS, CAREER

43 - Marian Gaborik, 2000-09

By Defenseman

23 - Jared Spurgeon, 2010-23

MOST GAME-WINNING GOALS, SEASON

10 - Matt Boldy, 2024-25

By Defenseman

4 - 4x, last, Matt Dumba, 2017-18

MOST OVERTIME GOALS, CAREER

9 - - Kirill Kaprizov, 2020-25

MOST OVERTIME GOALS, SEASON

3 - Marian Gaborik, 2007-08

By Defenseman

2 - 4x, last, Jared Spurgeon, 2021-22

FEWEST GAMES TO 20 GOALS

30 - Kirill Kaprizov, 2024-25

LONGEST GOAL-SCORING STREAK

7 - Kirill Kaprizov (7g), 11/23-12/7/22

6 - Kirill Kaprizov (7g), 3/24-4/2/22

- Nino Niederreiter (7g), 11/14-11/24/17

- Brian Rolston (6g), 1/21-2/5/08

ASSISTS

MOST ASSISTS, CAREER

504 - Mikko Koivu, 2005-20

By Left Wing

202 - Andrew Brunette, 2001-04; 2008-11

By Center

504 - Mikko Koivu, 2005-20

By Right Wing

241 - Pierre-Marc Bouchard, 2002-13

By Defenseman

314 - Ryan Suter, 2012-21

By Goaltender

7 - Devan Dubnyk, 2014-20

MOST ASSISTS, SEASON

61 - Kirill Kaprizov, 2021-22

By Left Wing

61 - Kirill Kaprizov, 2021-22

By Center

49 - Mikko Koivu, 2009-10

By Right Wing

55 - Mats Zuccarello, 2021-22

By Defenseman

45 - Ryan Suter, 2017-18

By Goaltender

3 - Devan Dubnyk, 2017-18

- Manny Fernandez, 2005-06

By Rookie

39 - Brock Faber, 2023-24

MOST ASSISTS, GAME

5 - Kevin Fiala, 4/22/22 vs. SEA

By Defenseman

3 - 22x, last, Jake Middleton, 10/22/24 at FLA

By Rookie

3 - 6x, last, Brock Faber, 1/6/24 at CBJ

By Rookie in NHL debut

2 - 2x, Kirill Kaprizov, 1/14/21 at LA

By Goaltender

1 - 33x, last, Filip Gustavsson, 12/31/24 vs. NSH



RECORD BOOK

INDIVIDUAL RECORDS

MOST ASSISTS BY OPPONENT, GAME

5 - 2x, last, Mark Stone, 3/1/21 at VGK

MOST ASSISTS, PERIOD

4 - Kevin Fiala, 4/22/22 vs. SEA (2nd)

MOST ASSISTS BY OPPONENT, PERIOD

4 - Morgan Rielley, 10/15/19 at TOR (2nd)

MOST ASSISTS AT HOME, SEASON

36 - Kirill Kaprizov, 2021-22

By Defenseman

28 - Ryan Suter, 2018-19

By Rookie

16 - Calen Addison, 2022-23

MOST ASSISTS ON ROAD, SEASON

28 - 2x, last, Mats Zuccarello, 2023-24

By Defenseman

27 - Brock Faber, 2023-24

By Rookie

27 - Brock Faber, 2023-24

MOST POWER-PLAY ASSISTS, CAREER

191 - Mikko Koivu, 2005-20

By Defenseman

117 - Ryan Suter, 2012-21

MOST POWER-PLAY ASSISTS, SEASON

28 - Mats Zuccarello, 2023-24

By Defenseman

22 - Ryan Suter, 2017-18

By Rookie

18 - Calen Addison, 2022-23

LONGEST ASSIST STREAK

9 - Kirill Kaprizov (4g, 11a), 11/11-12/1/22

POINTS

MOST POINTS, CAREER

709 - Mikko Koivu (205g-504a), 2005-20

By Left Wing

400 - Zach Parise (199g-201a), 2012-21

By Center

709 - Mikko Koivu (205g-504a), 2005-20

By Right Wing

437 - Marian Gaborik (219g-218a), 2000-09

By Defenseman

416 - Jared Spurgeon (117g-299a), 2010-25

By Goaltender

7 - Devan Dubnyk, (7a), 2014-20

MOST POINTS, SEASON

108 - Kirill Kaprizov (47g-61a), 2021-22

By Left Wing

108 - Kirill Kaprizov (47g-61a), 2021-22

By Center

76 - Eric Staal (42g-34a), 2017-18

By Right Wing

83 - 2x, last, Marian Gaborik (42g-41a), 2007-08

By Defenseman

51 - Ryan Suter (8g-43a), 2015-16; (6g-45a), 2017-18

By Goaltender

3 - Devan Dubnyk (3a), 2017-18

- Manny Fernandez (3a), 2005-06

By Rookie

51 - Kirill Kaprizov (27g-24a), 2020-21

MOST POINTS, GAME

6 - 4x, last, Joel Eriksson Ek (3g-3a) and Kirill Kaprizov (3g-3a), 2/19/24 vs. VAN

By Defenseman

4 - Matt Dumba (1g-3a), 3/29/18 vs. DAL

By Rookie

4 - Matt Boldy (3g-1a), 2/14/22 vs. DET

By Rookie in his NHL debut

3 - Kirill Kaprizov (1g-2a), 1/14/21 at LA

By Goaltender

1 - 34x, last, Filip Gustavsson (1a), 12/31/24 vs. NSH

MOST POINTS BY OPPONENT, GAME

5 - 12x, last, Macklin Celebrini (3g-2a), 4/9/25 vs. SJS

MOST POINTS, PERIOD

4 - 2x, last, Kirill Kaprizov (3g-1a), 2/19/24 vs. VAN (3rd)

MOST POINTS AGAINST, PERIOD

4 - 3x, last, Jordan Kyrrou (2g-2a), 1/1/22 vs. STL (2nd)

MOST POINTS AT HOME, SEASON

64 - Kirill Kaprizov (28g-36a), 2021-22

By Defenseman

29 - Ryan Suter (1g-28a), 2018-19; Ryan Suter (3g-26a), 2017-18

By Rookie

28 - Kirill Kaprizov (16g-12a), 2020-21

MOST POINTS ON ROAD, SEASON

47 - Kirill Kaprizov (24g-23a), 2023-24

By Defenseman

30 - Brock Faber (3g-27a), 2023-24

By Rookie

30 - Brock Faber (3g-27a), 2023-24

MOST POWER-PLAY POINTS, CAREER

251 - Mikko Koivu (60g-191a), 2005-20

By Defenseman

138 - Ryan Suter (21g-117a), 2012-21

MOST POWER-PLAY POINTS, SEASON

41 - Kirill Kaprizov (19g-22a), 2023-24

By Defenseman

25 - Marek Zidlicky (10g-15a), 2008-09

By Rookie

18 - Calen Addison (18a), 2022-23

- Kurtis Foster (6g-12a), 2005-06

MOST SHORT-HANDED POINTS, CAREER

25 - Mikko Koivu (10g-15a), 2005-20

MOST SHORT-HANDED POINTS, SEASON

9 - Wes Walz (7g-2a), 2000-01

LONGEST POINT STREAK

14 - Kirill Kaprizov (9g-12a), 11/9/21-12/10/22

By Defenseman

7 - Jared Spurgeon (1g-7a), 3/29-4/10/22

- Matt Dumba (5g-5a), 11/13-11/27/18

- Ryan Suter (1g-8a), 2/26-3/10/13

- Ryan Suter (0g-7a), 12/11-12/23/13

MOST POINTS IN TWO CONSECUTIVE GAMES

8 - Kirill Kaprizov (4g-4a), 2/19-2/20/24

MOST POINTS IN THREE CONSECUTIVE GAMES

10 - Eric Staal (6g-4a), 2/23-2/27/18

MOST POINTS IN FOUR CONSECUTIVE GAMES

12 - Kirill Kaprizov (6g-6a), 2/19-2/24/24

RECORD BOOK



INDIVIDUAL RECORDS

MOST MULTI-POINT GAMES, CAREER

153 - Mikko Koivu, 2005-20

By Left Wing

107 - Kirill Kaprizov, 2020-25

By Center

153 - Mikko Koivu, 2005-20

By Right Wing

114 - Marian Gaborik, 2000-09

By Defenseman

75 - Jared Spurgeon, 2010-25

MOST MULTI-POINT GAMES, SEASON

32 - Kirill Kaprizov, 2021-22

By Left Wing

32 - Kirill Kaprizov, 2021-22

By Center

20 - Mikko Koivu, 2009-10

By Right Wing

24 - Mats Zuccarello, 2021-22

By Defenseman

12 - Ryan Suter, 2018-19

By Rookie

13 - Kirill Kaprizov, 2020-21

SHOTS

MOST SHOTS, CAREER

2,270 - Mikko Koivu, 2005-20

By Defenseman

1,543 - Jared Spurgeon, 2010-25

MOST SHOTS, SEASON

305 - Brian Rolston, 2006-07

By Defenseman

188 - Ryan Suter, 2015-16

By Rookie

179 - Marian Gaborik, 2000-01

MOST SHOTS, GAME

11 - Zach Parise, 1/17/19 vs. ANA; Brian Rolston, 10/27/06 vs. ANA

By Defenseman

9 - 3x, last, Brock Faber, 4/15/25 vs. ANA

By Rookie

8 - 4x, last, Matt Boldy, 4/24/22 at NSH

MOST SHOTS BY OPPONENT, GAME

12 - 3x, last, Patrick Kane, 1/15/17 at CHI

PENALTY MINUTES

MOST PENALTY MINUTES, CAREER

698 - Matt Johnson, 2000-04

By Defenseman

399 - Matt Dumba, 2023-23

By Goaltender

36 - Devan Dubnyk, 2014-20; Manny Fernandez, 2000-07

MOST PENALTY MINUTES, SEASON

201 - Matt Johnson, 2002-03

By Defenseman

148 - Jason Marshall, 2001-02

By Goaltender

12 - Devan Dubnyk, 2017-18

- Manny Fernandez, 2006-07

By Rookie

158 - Derek Boogaard, 2005-06

MOST PENALTY MINUTES, GAME

39 - Stu Bickel, 1/3/15 at DAL

By Defenseman

39 - Stu Bickel, 1/3/15 at DAL

By Rookie

20 - Matt Kassian, 1/22/06 at CHI

By Goaltender

4 - 5x, last, Devan Dubnyk, 1/6/18 at COL

MOST PENALTY MINUTES BY OPPONENT, GAME

27 - 2x, last, Lawson Crouse, 3/16/21 vs. ARI

MOST PENALTY MINUTES, PERIOD

39 - Stu Bickel, 1/3/15 at DAL (2nd)

MOST PENALTY MINUTES, BY OPPONENT, PERIOD

27 - 2x, last, Lawson Crouse, 3/16/21 vs. ARI (1st)

PLUS/MINUS

HIGHEST PLUS/MINUS, CAREER

+125 - Jared Spurgeon, 2010-25

By Forward

+71 - Kirill Kaprizov, 2020-25

HIGHEST PLUS/MINUS, SEASON

+41 - Alex Goligoski, 2021-22

By Forward

+34 - Jason Zucker, 2016-17

By Rookie

+17 - Matt Boldy, 2021-22

HIGHEST PLUS/MINUS, GAME

+5 - 7x, last, Jared Spurgeon, 11/18/21 in 7-2 win vs. DAL

By Defenseman

+5 - 6x, last, Jared Spurgeon, 11/18/21 in 7-2 win vs. DAL

TIME ON ICE

MOST TIME ON ICE, CAREER

20,624 - Jared Spurgeon, 2010-25

By Defenseman

20,624 - Jared Spurgeon, 2010-25

MOST TIME ON ICE, SEASON

2,411 - Ryan Suter, 2013-14

By Forward

1,717 - Dany Heatley, 2011-12

MOST TIME ON ICE, GAME

36:51 - Ryan Suter, 11/7/13 vs. WSH

By Forward

29:09 - Kirill Kaprizov, 12/21/23 vs. MON

HIGHEST TIME ON ICE AVERAGE, CAREER (min. 50 games)

27:02 - Ryan Suter, 2012-21

By Forward

20:33 - Brian Rolston, 2005-08

HIGHEST TIME ON ICE AVERAGE, SEASON (min. 50 games)

29:25 - Ryan Suter, 2013-14

By Forward

21:35 - Kirill Kaprizov, 2023-24

REAL-TIME STATS

MOST HITS, SEASON

356 - Cal Clutterbuck, 2008-09

MOST HITS, GAME

12 - Cal Clutterbuck, 11/24/10 in 6-1 loss vs. PHI

MOST BLOCKED SHOTS, SEASON

212 - Greg Zanon, 2010-11

MOST BLOCKED SHOTS, GAME

9 - Jared Spurgeon, 10/11/14 in 3-0 win at COL



RECORD BOOK

INDIVIDUAL RECORDS

GOALTENDING

MOST GAMES PLAYED, CAREER

409 - Niklas Backstrom, 2006-16

MOST GAMES PLAYED, SEASON

71 - Niklas Backstrom, 2008-09

By Rookie

29 - Josh Harding, 2007-08

MOST CONSECUTIVE GAMES PLAYED

38 - Devan Dubnyk, 1/15-4/7/15

MOST GAMES STARTED, CAREER

391 - Niklas Backstrom, 2006-16

MOST CONSECUTIVE STARTS

38 - Devan Dubnyk, 1/15-4/7/15

MOST MINUTES PLAYED, CAREER

23,248 - Niklas Backstrom, 2006-16

MOST MINUTES PLAYED, SEASON

4,088 - Niklas Backstrom 2008-09

By Rookie

1,571 - Josh Harding, 2007-08

MOST WINS, CAREER

194 - Niklas Backstrom, 2006-16

MOST WINS, SEASON

40 - Devan Dubnyk, 2016-17

By Rookie

16 - Kaapo Kahkonen, 2020-21

LONGEST WINNING STREAK

10 - Devan Dubnyk, 12/4-12/29/16

LONGEST POINT STREAK, CAREER

18 - Niklas Backstrom (13-0-5), 3/7/08-10/27/08

LONGEST POINT STREAK, SEASON

15 - Cam Talbot (12-0-3), 3/8-4/28/22

MOST LOSSES, CAREER

142 - Niklas Backstrom, 2006-16

MOST LOSSES, SEASON

28 - Devan Dubnyk, 2018-19

LONGEST LOSING STREAK

9 - Devan Dubnyk, 1/12-2/11/16

MOST TIES/OVERTIME LOSSES, CAREER

50 - Niklas Backstrom, 2006-16

MOST TIES/OVERTIME LOSSES, SEASON

11 - Dwayne Roloson, 2003-04

MOST GOALS ALLOWED, CAREER

962 - Niklas Backstrom, 2006-16

MOST GOALS ALLOWED, SEASON

163 - Devan Dubnyk, 2018-19

MOST GOALS ALLOWED, GAME

9 - Kaapo Kahkonen, 4/9/21 at STL

MOST GOALS ALLOWED, PERIOD

5 - 6x, last, Cam Talbot, 1/1/22 vs. STL (2nd)

LOWEST GOALS-AGAINST AVERAGE, CAREER (min. 75 games)

2.28 - Dwayne Roloson, 2001-06

LOWEST GOALS-AGAINST AVERAGE, SEASON (min. 25 games)

1.66 - Josh Harding, 2013-14

By Rookie

1.16 - Josh Harding, 2006-07 (7 games)

HIGHEST SAVE PERCENTAGE, CAREER (min. 75 games)

.919 - Dwayne Roloson, 2001-06

HIGHEST SAVE PERCENTAGE, SEASON (min. 25 games)

.936 - Devan Dubnyk, 2014-15

By Rookie

.960 - Josh Harding, 2006-07 (7 games)

HIGHEST POINT PERCENTAGE, CAREER (min. 25 games)

.694 - Cam Talbot, 2020-22

MOST SHUTOUTS, CAREER

28 - Niklas Backstrom 2006-16

MOST SHUTOUTS, SEASON

8 - Niklas Backstrom, 2008-09

By Rookie

2 - 2x, last, Kaapo Kahkonen, 2020-21

LONGEST SHUTOUT STREAK

197:09 - Devan Dubnyk, 11/8-11/16/17 (5 games)

LONGEST HOME SHUTOUT STREAK

161:49 - Filip Gustavsson, 3/17-3/22/25 (3 games)

LONGEST ROAD SHUTOUT STREAK

170:23 - Devan Dubnyk, 10/25-11/5/16 (3 games)

MOST SHOTS FACED, CAREER

11,283 - Niklas Backstrom, 2006-16

MOST SHOTS FACED, SEASON

2,059 - Niklas Backstrom, 2008-09

MOST SHOTS FACED, GAME

57 - Devan Dubnyk, 10/13/18 vs. CAR

MOST SAVES, CAREER

10,321 - Niklas Backstrom, 2006-16

MOST SAVES, SEASON

1,900 - Niklas Backstrom, 2008-09

MOST SAVES, GAME

53 - Dwayne Roloson, 11/8/01 at BOS

MOST SAVES AGAINST, GAME

47 - Juuse Saros, 4/5/22 at NSH

MOST SAVES, PERIOD

24 - Devan Dubnyk, 10/19/18 at DAL (2nd)

MOST SAVES AGAINST, PERIOD

23 - Thomas Greiss, 1/8/23 vs. STL (3rd)

Brian Elliot, 2/6/16 at STL (2nd)

- Corey Crawford, 2/3/15 vs. CHI (2nd)



PLAYOFF HISTORY



2025 PLAYOFF STATISTICS

#	POS	PLAYER	GP	TOI/G	G	A	PTS	+/-	PIM	PPG	SHG	GWG	SOG	SH%
97	LW	Kirill Kaprizov	6	23:07	5	4	9	-1	4	3	0	0	22	22.7
12	LW	Matt Boldy	6	25:00	5	2	7	0	2	0	0	1	20	25
38	RW	Ryan Hartman	6	17:26	2	4	6	1	2	0	0	0	18	11.1
17	LW	Marcus Foligno	6	16:04	3	1	4	4	6	0	1	0	10	30
14	C	Joel Eriksson Ek	6	21:59	0	3	3	0	4	0	0	0	19	0
23	C	Marco Rossi	6	11:07	2	1	3	0	6	0	0	0	9	22.2
36	RW	Mats Zuccarello	6	18:39	1	2	3	-1	0	0	0	1	8	12.5
15	RW	Justin Brazeau	6	7:56	0	2	2	1	0	0	0	0	2	0
90	LW	Marcus Johansson	5	14:02	0	2	2	0	0	0	0	0	5	0
5	D	Jake Middleton	6	21:59	0	2	2	3	2	0	0	0	7	0
13	C	Yakov Trenin	6	9:30	0	2	2	0	0	0	0	0	3	0
24	D	Zach Bogosian	6	13:00	0	1	1	1	0	0	0	0	2	0
25	D	Jonas Brodin	6	24:47	0	1	1	-1	0	0	0	0	4	0
8	D	Zeev Buium	4	13:35	0	1	1	-1	4	0	0	0	2	0
46	D	Jared Spurgeon	6	22:51	1	0	1	5	0	0	0	0	12	8.3
7	D	Brock Faber	6	27:04	0	0	0	2	2	0	0	0	4	0
89	C	Frederick Gaudreau	6	14:27	0	0	0	2	0	0	0	0	2	0
18	C	Vincent Hinostroza	1	11:57	0	0	0	0	2	0	0	0	1	0
4	D	Jon Merrill	2	12:19	0	0	0	0	0	0	0	0	1	0
41	RW	Gustav Nyquist	6	11:09	0	0	0	0	0	0	0	0	2	0
#	GOALTENDER		GP	GS	W	L	SA	SV	SV%	GA	GAA	SO	MIN	PIM
32	Filip Gustavsson		6	6	2	3	185	169	.914	16	2.71	0	354:14	0
29	Marc-Andre Fleury		1	0	0	1	7	6	.857	1	2.49	0	24:05	0



2025 PLAYOFF RESULTS

2025 FIRST ROUND																
#1 VEGAS GOLDEN KNIGHTS VS. #WC1 MINNESOTA WILD																
Wild loses series 2-4 (Wild 1-2 at home, 1-2 at Vegas)																
DATE	OPP.	Scoring By Period					Shots By Period					Power Plays	Penalties/ Minutes	Game-Winning Goal	Goalie (Saves-Shots)	Attn.
		1	2	3	OT	F	1	2	3	OT	T					
G1	MIN	1	0	1	-	2	7	7	6	-	20	0-1	2/4		Gustavsson (23-26)	
4/20	VGK	1	1	2	-	4	12	5	10	-	27	2-2	1/2	Howden (2)	Hill (18-20)	*18,016
G2	MIN	3	1	1	-	5	10	3	4	-	17	0-1	0/0	Zuccarello	Gustavsson (30-32)	
4/22	VGK	0	1	1	-	2	10	11	11	-	32	0-0	1/2		Hill (12-16)	*18,311
G3	VGK	1	0	1	-	2	12	6	14	-	32	0-4	5/10		HILL (17-21); Schmid (9-9)	
4/24	MIN	2	2	1	-	5	7	14	10	-	31	2-4	5/10	Boldy	Gustavsson (30-32)	*19,058
G4	VGK	1	0	2	1	4	11	12	12	11	46	2-5	2/4	Barbashev	Hill (29-32)	
4/26	MIN	1	1	1	0	3	4	10	8	10	32	0-2	4/10		Gustavsson (42-46)	*19,324
G5	MIN	1	0	1	0	2	9	7	5	1	22	1-3	3/6		Gustavsson (23/25); FLEURY (6-7)	
4/29	VGK	2	0	0	1	3	16	9	3	4	32	0-3	3/6	Howden	Hill (20-22)	*18,441
G6	VGK	1	1	1	-	3	8	9	7	-	24	1-4	2/4	Stone	Hill (29-31)	
5/1	MIN	1	0	1	-	2	12	9	10	-	31	0-2	3/8		Gustavsson (21-24)	19,047
TOTALS		Scoring By Period					Shots By Period					Power Plays (Percentage)	Penalties/ Minutes	Goaltenders (Record, Saves-Shots)		
	1	2	3	OT	F	1	2	3	OT	T						
	MIN	9	4	6	0	19	49	50	43	11	153			3-13 (23.1)	17-38	Gustavsson (2-3, 169-185), Fleury (0-1, 6-7)
	VGK	6	3	7	2	18	69	52	57	15	193	5-18 (27.8)	14-28	Hill (4-2, 125-142), Schmid (0-0, 9-9)		

SERIES NOTES

Minnesota advanced to the Stanley Cup Playoffs for the 14th time in franchise history and met the Vegas Golden Knights in the postseason for the second time in franchise history. The Vegas Golden Knights and Minnesota Wild traded wins through the first four contests, a trend highlighted throughout the Western Conference as all four opening-round series were deadlocked 2-2 through four games. Kirill Kaprizov and Matt Boldy combined for 8-5—13 through the first three contests and became the first teammates in 25 years to each begin the postseason with three straight multi-point games—last achieved by Jaromir Jagr and Jan Hrdina with the 2000 Pittsburgh Penguins. Vegas kickstarted its rally from a 2-1 series deficit by claiming back-to-back overtime wins despite third period tying goals by the Wild in Games 4 and 5. With their Game 5 victory, the Golden Knights (60 in 100 GP) became the third franchise in NHL history with at least 60 wins through their first 100 all-time postseason games, following the Edmonton Oilers (69) and New York Islanders (65). Jack Eichel and Mark Stone then tallied 1-1—2 apiece in Game 6 to give Vegas its 12th best-of-seven series win, which tied the Oilers (12 from 1980-87) for the most by an NHL franchise within its first eight seasons. The series included significant debuts and farewells: 19-year-old defenseman Zeev Buium, the No. 12 pick in the 2024 NHL Draft, became the first player in Wild history to make his League debut in the Stanley Cup Playoffs, while 40-year-old goaltender Marc-Andre Fleury played the last 24:05 of Game 5 in what turned out to be the final game of his NHL career. Fleury, who had previously announced that the 2024-25 season would be his last in the NHL, became the first goaltender in NHL history to appear in at least 18 different postseasons— and made his final NHL appearance in a building he called home for four campaigns as a member of the inaugural Golden Knights' roster (2017-18 to 2020-21).





2023 PLAYOFF STATISTICS

#	POS	PLAYER	GP	TOI/G	G	A	PTS	+/-	PIM	PPG	SHG	GWG	SOG	SH%
21	RW	Ryan Hartman	5	18:51	2	3	5	3	16	0	0	1	14	14.3
6	LW	Gustav Nyquist	6	16:00	0	5	5	4	2	0	0	0	9	0
17	RW	Mats Zuccarello	6	21:30	2	3	5	-2	4	0	0	0	15	13.3
10	D	John Klingberg	4	16:47	1	3	4	2	0	0	0	0	8	12.5
18	LW	Matt Boldy	6	20:53	0	3	3	-5	4	0	0	0	24	0
5	C	Frederick Gaudreau	6	17:42	3	0	3	0	4	1	0	0	17	17.6
19	D	Matt Dumba	6	22:52	0	2	2	0	4	0	0	0	9	0
16	LW	Marcus Johansson	6	20:18	2	0	2	-5	0	1	0	1	14	14.3
7	D	Jake Middleton	6	20:31	0	2	2	-2	8	0	0	0	7	0
8	D	Jared Spurgeon	6	24:07	0	2	2	-6	4	0	0	0	7	0
23	C	Sam Steel	5	15:35	1	1	2	1	2	0	0	0	6	16.7
15	LW	Marcus Foligno	6	13:53	1	0	1	-1	35	1	0	0	6	16.7
13	LW	Kirill Kaprizov	6	22:53	1	0	1	-3	12	1	0	0	17	5.9
20	C	Oskar Sundqvist	1	12:43	1	0	1	2	0	0	0	0	3	33.3
12	D	Jonas Brodin	6	25:46	0	0	0	1	0	0	0	0	9	0
3	C	Connor Dewar	6	11:25	0	0	0	-2	0	0	0	0	6	0
1	RW	Brandon Duhaime	6	11:18	0	0	0	-2	10	0	0	0	6	0
9	C	Joel Eriksson Ek	1	0:19	0	0	0	0	0	0	0	0	0	0
2	D	Brock Faber	6	14:33	0	0	0	3	0	0	0	0	2	0
11	D	Jon Merrill	2	16:25	0	0	0	1	2	0	0	0	3	0
22	RW	Ryan Reaves	6	8:32	0	0	0	-1	14	0	0	0	2	0
#	GOALTENDER		GP	GS	W	L	SA	SV	SV%	GA	GAA	SO	MIN	PIM
29	Marc-Andre Fleury		2	1	0	1	37	30	0.811	7	5.48	0	77	0
32	Filip Gustavsson		5	5	2	3	151	139	0.921	12	2.33	0	309	0



2023 PLAYOFF RESULTS

2023 FIRST ROUND																	
#2 DALLAS STARS VS. #3 MINNESOTA WILD																	
Wild loses series 2-4 (Wild 1-2 at home, 1-2 at Dallas)																	
DATE	OPP.	Scoring By Period					Shots By Period					Power Plays	Penalties/ Minutes	Game-Winning Goal	Goalie		
		1	2	3	OT	F	1	2	3	OT	T				(Saves-Shots)	Attn.	
G1	MIN	1	1	0	1	3	10	19	7	12	48	1-4	7-14	Hartman	Gustavsson (51-53)		
4/17	DAL	0	2	0	0	2	5	10	12	26	53	2-5	9-22		Oettinger (45-48)	*18,532	
G2	MIN	1	2	0	-	3	9	7	10	-	34	1-5	9/52		Fleury (24-31)		
4/19	DAL	2	4	1	-	7	10	13	8	-	31	3-6	8/40	Dadonov	Oettinger (23-26)	*18,532	
G3	DAL	0	1	0	-	1	6	9	9	-	24	0-2	6/12		Oettinger (20-24)		
4/21	MIN	1	2	2	-	5	9	9	7	-	25	1-4	4/8	Johansson	Gustavsson (23-24)	*19,309	
G4	DAL	0	1	2	-	3	8	11	5	-	24	2-3	4/8	Seguin (2)	Oettinger (32-34)		
4/23	MIN	0	0	2	-	2	9	14	11	-	34	1-4	4/16		Gustvsson (21-24)	*19,331	
G5	MIN	0	0	0	-	0	5	13	9	-	27	0-3	8/27		Gustavsson (21-24)		
4/25	DAL	2	1	1	-	4	11	7	7	-	25	2-6	7/14	Seguin	Oettinger (27-27)	*18,532	
G6	DAL	1	2	1	-	4	8	18	7	-	33	0-2	2/4	Johnston	Oettinger (22-26)		
4/28	MIN	0	0	1	-	1	8	5	11	-	24	0-2	2/4	GUSTAVSSON (23-26); Fleury (6-6)			*19,389
TOTALS	Scoring By Period					Shots By Period					Power Plays (Percentage)	Penalties/ Minutes	Goalenders				
	1	2	3	OT	F	1	2	3	OT	T			(Record, Saves-Shots)				
	MIN	3	5	5	1	14	50	67	55	12			184	4-22 (18.2)	34-121	Gustavsson (2-3, 139-151), Fleury (0-1, 30-37)	
	DAL	5	11	5	0	21	48	68	48	26	190	9-24 (37.5)	34-100	Oettinger (4-2, 170-183)			

SERIES NOTES

Minnesota advanced to the Stanley Cup Playoffs for the 13th time in franchise history and met the Dallas Stars in the postseason for the second time in franchise history. The Wild opened the series at American Airlines Center for Game 1 in what would be the longest postseason game in franchise history. Wild goaltender Filip Gustavsson set a franchise postseason record with 52 saves, out dueling Dallas netminder Jake Oettinger, who made 45 saves. Ryan Hartman gave the Wild a 3-2 victory with a goal 12:20 into the second overtime, ending a game that began on Monday evening and stretched into early Tuesday morning. Dallas responded with a 7-3 victory in Game 2 to even the series, buoyed by a hat trick from Roope Hintz and two goals from Evgenii Dadonov. Returning to Saint Paul for Game 3, Minnesota raced to a 5-1 victory before a sellout crowd at Grand Casino Arena. Mats Zuccarello scored twice and Hartman added three points after missing Game 2 with injury. Dallas again countered with a series-evening victory in Game 4, claiming a 3-2 win thanks in part to two power-play goals from Tyler Seguin. The series returned to Dallas for Game 5, where the Stars controlled the ice for a 4-0 win and Oettinger earned his second career postseason shutout. Dallas would close out the series in Game 6, defeating the Wild by a 4-1 score in Saint Paul. The team that scored first won all six games of the series. Hartman (2-3=5), Zuccarello (2-3=5) and Gustav Nyquist (0-5=5) led Minnesota with five points each. Gustavsson went 2-3 with a 2.33 GAA and a .921 SV% in five starts, while Marc-Andre Fleury went 0-1 with a 5.48 GAA and a .811 SV% in two appearances (one start). Hintz led the Stars with 12 points (5-7=12). Jason Robertson ranked second with seven points (2-5=7). Miro Heiskanen (0-6=6) and Seguin (4-2=6) tied for third with six points each. Oettinger went 4-2 with a 2.01 GAA and a .929 SV% in six starts.





2022 PLAYOFF STATISTICS

#	POS	PLAYER	GP	TOI/G	G	A	PTS	+/-	PIM	PPG	SHG	GWG	SOG	SH%
12	RW	Matt Boldy	6	13:19	1	0	1	-1	4	0	0	0	13	7.7
25	D	Jonas Brodin	6	22:55	1	2	3	-2	2	0	0	0	11	9.1
44	LW	Nicolas Deslauriers	5	8:12	0	0	0	-3	0	0	0	0	2	0.0
52	C	Connor Dewar	1	10:39	0	0	0	0	0	0	0	0	1	0.0
21	RW	Brandon Duhaime	6	7:08	0	0	0	-2	2	0	0	0	6	0.0
24	D	Matt Dumba	6	21:31	1	0	1	4	2	0	0	0	15	6.7
14	C	Joel Eriksson Ek	6	18:10	3	2	5	1	8	0	0	0	20	15.0
22	LW	Kevin Fiala	6	17:36	0	3	3	-5	16	0	0	0	15	0.0
17	RW	Marcus Foligno	6	16:16	0	2	2	1	14	0	0	0	4	0.0
89	C	Frederick Gaudreau	6	15:41	1	0	1	-1	0	1	0	0	11	9.1
47	D	Alex Goligoski	4	15:41	0	0	0	-3	2	0	0	0	2	0.0
18	LW	Jordan Greenway	6	13:24	1	1	2	0	6	0	0	0	5	20.0
38	C	Ryan Hartman	6	17:23	0	5	5	0	2	0	0	0	10	0.0
10	C	Tyson Jost	6	11:36	0	0	0	0	4	0	0	0	9	0.0
97	LW	Kirill Kaprizov	6	19:26	7	1	8	1	2	3	0	2	27	25.9
7	D	Dmitry Kulikov	2	15:33	0	1	1	-4	2	0	0	0	1	0.0
4	D	Jon Merrill	6	16:25	0	1	1	-6	0	0	0	0	7	0.0
5	D	Jacob Middleton	6	16:54	0	1	1	6	2	0	0	0	9	0.0
46	D	Jared Spurgeon	6	20:33	0	3	3	1	4	0	0	0	9	0.0
36	RW	Mats Zuccarello	6	19:15	1	3	4	-1	2	0	0	0	9	11.1
#	GOALTENDER		GP	GS	W	L	SA	SV	SV%	GA	GAA	SO	MIN	PIM
29	Marc-Andre Fleury		5	5	2	3	159	144	0.906	15	3.04	0	296	0
33	Cam Talbot		1	1	0	1	26	22	0.846	4	4.14	0	58	0



2022 PLAYOFF RESULTS

2022 FIRST ROUND													
#2 MINNESOTA WILD VS. #3 ST. LOUIS BLUES													
Wild loses series 2-4 (Wild 1-2 at home, 1-2 at St. Louis)													
DATE	OPP.	Scoring By Period					Shots By Period					Power Plays	Penalties/ Minutes
G1	STL	1	2	3	OT	F	1	2	3	OT	T	2-5	9-18
5/2	MIN	0	0	0	-	0	12	10	9	-	31	0-6	9-28
G2	STL	0	1	1	-	2	10	15	9	-	34	1-5	6/12
5/4	MIN	3	1	2	-	6	7	11	10	-	28	2-3	8/16
G3	MIN	2	1	2	-	5	12	10	11	-	33	0-4	3/6
5/6	STL	0	0	1	-	1	14	8	8	-	30	1-3	4/8
G4	MIN	1	0	1	-	2	5	13	12	-	30	0-4	4/10
5/8	STL	1	2	2	-	5	18	7	9	-	34	1-4	5/10
G5	STL	1	1	3	-	5	9	11	12	-	32	1-2	2/4
5/10	MIN	2	0	0	-	2	12	11	9	-	32	2-2	2/4
G6	MIN	0	0	1	-	1	10	5	11	-	26	0-5	6/12
5/12	STL	1	3	1	-	5	4	21	2	-	27	2-6	5/10
Goalie (Saves-Shots) Attn.													
Perron													Husso (37-37) *19,053
Kaprizov (1)													Fleury (27-31) *19,376
Kaprizov (2)													Fleury (29-30)
Husso (28-32)													*18,096
Fleury (29-33)													
Kyrou													Binnington (28-30) *18,096
Tarasenko													Binnington (30-32)
Fleury (27-31)													*19,197
Talbot (22-26)													
Binnington (25-26)													*18,096
Goalies (Record, Saves-Shots)													
TOTALS		1	2	3	OT	F	1	2	3	OT	T	(Percentage)	Penalties/ Minutes
STL		5	8	9	0	22	67	72	49	0	188	8-26 (30.8)	31-62
MIN		8	2	6	0	16	60	64	62	0	186	4-24 (16.7)	32-76
Husso (1-2, 87-96), Binnington (3-0, 83-88)													
Talbot (0-1, 22-26), Fleury (2-3, 144-159)													

SERIES NOTES

Minnesota advanced to the Stanley Cup Playoffs for the 12th time in franchise history and played the St. Louis Blues for the third time in the playoffs. The Wild opened a playoff series at home for the fourth time in franchise history. St. Louis shutout Minnesota in Game 1, 4-0, as David Perron recorded four points (3-1=4) including a third hat trick for the Blues. Perron tied the record for most points by a Wild opponent in a playoff game and became the third player to record a hat trick against Minnesota. The Wild evened the series with a 6-2 victory in Game 2 as Kirill Kaprizov recorded the first playoff hat trick in team history and Joel Eriksson Ek added two goals and an assist. Minnesota earned a 5-1 win in Game 3 as five different players scored and Marc-Andre Fleury made 29 saves. Jordan Kyrou and Perron (2-1=3) tallied two goals each as St. Louis earned a 5-2 win in Game 4. Jordan Binnington made 28 saves in his first start in the series. The series returned to St. Paul for Game 5, and the Wild held a 2-1 lead after the first period on two power play goals from Kirill Kaprizov. The game was tied 2-2 after two periods and Vladimir Tarasenko scored three times in the third period to lead the Blues to a 5-2 win. St. Louis claimed a 5-1 win in Game 6 to clinch the series. Cam Talbot made 22 saves in his first start in the series. Kaprizov led the Wild with eight points (7-1=8) and set a franchise record for most goals in a series. He also tied the franchise record for longest goal streak in the playoffs scoring a goal in Games 2-5. Eriksson Ek (3-2=5) and Ryan Hartman (0-5=5) ranked T-2nd on the team in scoring. Fleury went 2-3 with a 3.04 GAA and a .906 SV% in five starts. Talbot went 0-1 with a 4.14 GAA and a .846 SV%. Perron led the Blues with 13 points (9-4=13). Ryan O'Reilly ranked second with 12 points (7-5=12) and Pavel Buchnevich ranked third with 11 points (1-10=11). Binnington went 3-0 with a 1.67 GAA and a .943 SV% in three starts. Ville Husso went 1-2 with a 3.02 GAA and a .906 SV% in three starts.





2021 PLAYOFF RESULTS

2021 FIRST ROUND

#3 MINNESOTA WILD vs. #2 VEGAS GOLDEN KNIGHTS

Wild loses series, 3-4 (Wild 1-2 at home, 2-2 at road)

		Scoring By Period					Shots By Period					Power	Penalties/	Game-Winning	Goalie	
DATE	OPP.	1	2	3	OT	F	1	2	3	OT	T	Plays	Minutes	Goal	(Saves-Shots)	Attn.
G1	MIN	0	0	0	1	1	5	13	9	3	30	0-2	3-6	Eriksson Ek (1)	Talbot (42-42)	
5/16	VGK	0	0	0	0	0	19	11	10	2	42	0-3	2-4		Fleury (29-30)	8,683
G2	MIN	0	1	0	—	1	17	10	8	—	35	0-1	3-6		Talbot (25-28)	
5/18	VGK	0	2	1	—	3	10	12	6	—	28	1-2	2-4	Tuch (1)	Fleury (34-35)	8,683
G3	VGK	0	3	2	—	5	4	22	14	—	40	0-5	2-4	Smith (1)	Fleury (14-16)	
5/20	MIN	2	0	0	—	2	7	5	4	—	16	0-2	5-10		Talbot (35-39)	4,500
G4	VGK	1	2	1	—	4	9	5	4	—	18	0-1	2-6	Roy (1)	Fleury (35-35)	
5/22	MIN	0	0	0	—	0	11	11	13	—	35	0-3	1-2		Talbot (14-17)	4,500
G5	MIN	3	0	1	—	4	7	1	6	—	14	0-0	2-4	Greenway (1)	Talbot (38-40)	
5/24	VGK	1	1	0	—	2	7	22	11	—	40	1-2	0-0		Fleury (10-13)	12,156
G6	VGK	0	0	0	—	0	6	7	10	—	23	0-1	3-9		Fleury (21-24)	
5/26	MIN	0	0	3	—	3	9	5	10	—	24	1-1	3-9	Hartman (1)	Talbot (23-23)	4,500
G7	MIN	1	1	0	—	2	10	6	4	—	20	1-2	4-8		Fleury (18-20)	
5/28	VGK	1	3	2	—	6	8	17	9	—	34	0-1	5-10	Pacioretty (1)	Talbot (28-33)	12,156
		Scoring By Period					Shots By Period					Power Plays	Penalties/	Goaltenders		
TOTALS		1	2	3	OT	F	1	2	3	OT	T	(Percentage)	Minutes		(Record, Saves-Shots)	
	VGK	3	11	6	0	20	63	96	64	2	225	2-15 (13.3)	16-37		Fleury (4-3, 161-173)	
	MIN	6	2	4	1	13	66	51	54	3	174	2-11 (18.2)	21-45		Talbot (3-4, 205-222)	

SERIES NOTES

Minnesota advanced to the Stanley Cup Playoffs for the 11th time in franchise history and faced the Vegas Golden Knights in the playoffs for the first time. The Wild claimed a 1-0 overtime win in Game 1 as Cam Talbot stopped all 42 shots faced. Joel Eriksson Ek scored the game-winning goal 3:20 into overtime, his first career overtime goal in the playoffs. Talbot set a franchise record for most saves in franchise history in a playoff shutout. Minnesota lost Game 2 by a score of 3-1. Matt Dumba opened the scoring at 12:07 of the second period, but Vegas responded with the game-tying goal 18 seconds later and scored the final three goals in the contest. First period goals by Ryan Hartman and Joel Eriksson Ek gave Minnesota a 2-0 lead in Game 3, but Vegas scored the next five goals to earn a 5-2 win. Marc-Andre Fleury stopped all 35 shots faced as Vegas earned a 4-0 win in Game 4 despite being outshot 35-18. Vegas scored first in Game 5, but the Wild responded with three first period goals and went on to earn a 4-2 win despite being outshot 40-14. Cam Talbot stopped all 23 shots faced as Minnesota claimed a 3-0 win in Game 6. Ryan Hartman opened the scoring at 4:21 of the third period, followed by goals from Kevin Fiala and Nick Bjugstad. Both teams scored a goal in the first period, but Vegas scored three times in the second period and twice in the third period to earn a 6-2 win in Game 7. Mattias Janmark recorded a hat trick for the Golden Knights. The loss was the first-ever by the Wild in a Game 7. Eight different players scored three points in the series for Minnesota and Talbot stopped 205 of 222 shots faced for a 2.45 GAA, a .923 SV% and two shutouts in seven starts. Janmark led Vegas in scoring with six points (3-3=6). Mark Stone (4-1=5), Alex Tuch (3-2=5) and Chandler Stephenson (0-5=5) recorded five points each. Fleury stopped 161 of 173 shots faced for a 1.71 GAA, a .931 SV% and one shutout in seven starts.





2020 PLAYOFF STATISTICS

#	POS	PLAYER	GP	TOI/G	G	A	PTS	+/-	PIM	PPG	SHG	GWG	SOG	SH%
12	C	Eric Staal	4	17:49	1	4	5	0	2	0	0	0	9	11.1
22	LW	Kevin Fiala	4	17:38	3	1	4	1	10	1	0	1	19	15.8
46	D	Jared Spurgeon	4	22:48	2	2	4	-1	4	1	0	0	7	28.6
11	LW	Zach Parise	4	17:44	0	3	3	2	2	0	0	0	6	0.0
25	D	Jonas Brodin	4	23:48	0	2	2	1	0	0	0	0	8	0.0
19	C	Luke Kunin	4	14:30	2	0	2	0	2	1	1	0	6	33.3
24	D	Matt Dumba	4	25:03	0	1	1	1	2	0	0	0	14	0.0
14	C	Joel Eriksson Ek	4	14:24	1	0	1	1	2	0	0	0	8	12.5
17	LW	Marcus Foligno	4	13:37	0	1	1	-2	5	0	0	0	4	0.0
7	C	Nico Sturm	2	11:09	1	0	1	-1	0	0	0	0	1	100.0
20	D	Ryan Suter	3	23:27	0	1	1	1	0	0	0	0	3	0.0
36	RW	Mats Zuccarello	4	14:07	0	1	1	-1	0	0	0	0	3	0.0
44	D	Matt Bartkowski	1	9:59	0	0	0	0	0	0	0	0	2	0.0
6	C	Ryan Donato	2	9:00	0	0	0	1	2	0	0	0	1	0.0
27	C	Alex Galchenyuk	4	13:46	0	0	0	-2	4	0	0	0	4	0.0
18	LW	Jordan Greenway	4	13:30	0	0	0	-1	8	0	0	0	6	0.0
38	C	Ryan Hartman	4	11:30	0	0	0	0	9	0	0	0	6	0.0
77	D	Brad Hunt	4	13:36	0	0	0	-1	2	0	0	0	7	0.0
9	C	Mikko Koivu	4	11:36	0	0	0	0	6	0	0	0	5	0.0
21	D	Carson Soucy	4	14:39	0	0	0	-3	0	0	0	0	3	0.0
#	GOALTENDER		GP	GS	W	L	SA	SV	SV%	GA	GAA	SO	MIN	PIM
32	Alex Stalock		4	4	1	3	116	104	0.897	12	3.03	1	237	0



2020 PLAYOFF RESULTS

2020 QUALIFYING ROUND													
#10 MINNESOTA WILD vs. #7 VANCOUVER CANUCKS													
Wild loses series, 1-3 (Wild 0-2 at home, 1-1 at road)													
DATE	OPP.	Scoring By Period					Shots By Period					Power Plays	Penalties/ Minutes
G1	MIN	1	2	1	1	—	3	12	8	11	—	31	2-4 4-11
8/2	VAN	0	0	0	—	0	14	10	4	—	28	0-1 8-27	Fiala (1)
G2	MIN	1	0	2	—	3	9	10	16	—	35	0-6 8-16	Markstrom (28-30)
8/4	VAN	1	2	1	—	4	10	10	8	—	28	1-7 7-14	Stalock (24-28)
G3	VAN	0	1	2	—	3	10	9	10	—	29	2-7 11-22	Markstrom (32-35)
8/6	MIN	0	0	0	—	0	10	10	7	—	27	0-7 11-22	Boeser (1)
G4	VAN	1	2	1	1	5	13	11	6	1	31	1-4 6-15	Markstrom (27-27)
8/7	MIN	2	2	0	0	4	12	9	8	0	29	1-5 5-13	Stalock (26-29)
Goalie (Saves-Shots)													
Attn.													
Goaltenders (Record, Saves-Shots)													
TOTALS													
VAN		2	5	4	1	12	47	40	28	1	116	4-19 (21.1)	32-78
MIN		4	3	3	0	10	43	37	42	0	122	3-22 (13.6)	28-62

SERIES NOTES

After an unprecedented season, the Minnesota Wild advanced to the Stanley Cup Playoffs for its 10th time in franchise history. The NHL split the 24 teams into two bubbles without fans — Edmonton (West) and Toronto (East). The Wild faced off against Vancouver in the Qualifying Round to play in its first-ever, best-of-five playoff series. Minnesota took Game 1 with a 3-0 shutout victory. It marked the Wild's fifth postseason shutout victory in franchise history. Alex Stalock made his first career playoff start in a Wild sweater and earned his first career postseason win and shutout stopping all 28 shots faced. Jared Spurgeon tallied a postseason career-high three points (2-1=3) to set a franchise record for most points in a playoff game by a Wild defenseman. His two goal made him the franchise leader for most playoff goals by a Wild blueliner. Kevin Fiala netted the game-winning goal on the power-play in the first period. Minnesota fell in Game 2 of the series, 4-3. Kevin Fiala scored two goals in a span of 2:20 in the third period for his first career multi-goal playoff game. Luke Kunin netted his first career playoff goal shorthanded to become the seventh player in franchise history to record a postseason SHG and the 11th player to score his first career regular season and first playoff goal shorthanded. Zach Parise tallied two assists to surpass Mikko Koivu for first place in playoff assists in team history. Vancouver earned a 3-0 shutout win in Game 3 to take the series lead, 2-1. The Canucks were the first to break the 0-0 score as Brock Boeser potted the power-play, game-winning goal at 13:49 in the second period. Zach Parise skated in his 100th career Stanley Cup Playoff contest. Minnesota lost the series as Vancouver took Game 4 with a 5-4 overtime win. Kunin opened the game's scoring with his first career playoff power-play goal at 2:58 in the first period. The Wild held a 3-1 lead before the Canucks' Brandon Sutter and Quinn Hughes each netted goals in a span of 1:24 in the second period to tie the game. Nico Sturm made his playoff debut in Game 3 and scored his first career NHL goal in Game 4. He became the second player in Wild history to score his first NHL goal in the playoffs. Bo Horvat forced the overtime with his goal at 14:14 of the third period. Christopher Tanev netted the overtime winner just 11 seconds into the extra session. Eric Staal led the Wild with five points (1-4=5) in four games and Fiala (3-1=4) and Spurgeon (2-2=4) ranked tied for second with four points each. Stalock stopped 104-of-116 shots faced for a 3.03 GAA, a .897 SV% and one shutout. Hughes led the Canucks with six points (1-5=6). Horvat (2-2=4), Elias Pettersson (1-3=4) and Tanev (1-3=4) each tallied four points. Jacob Markstrom stopped 112-of-121 shots faced for a 2.27 GAA, a .926 SV% and one shutout in four starts.





2018 PLAYOFF STATISTICS

#	POS	PLAYER	GP	TOI/G	G	A	PTS	+/-	PIM	PPG	SHG	GWG	SOG	SH%
9	C	Mikko Koivu	5	18:09	0	4	4	-2	2	0	0	0	13	0.0
64	RW	Mikael Granlund	5	18:24	1	2	3	-1	0	1	0	0	6	16.7
11	LW	Zach Parise	3	16:55	3	0	3	0	2	2	0	0	5	60.0
25	D	Jonas Brodin	5	24:42	0	2	2	-3	2	0	0	0	9	0.0
7	C	Matt Cullen	5	11:18	1	1	2	-3	2	0	0	0	4	25.0
24	D	Matt Dumba	5	26:58	1	1	2	-4	4	0	0	1	10	10.0
18	LW	Jordan Greenway	5	14:12	1	1	2	2	0	0	0	0	3	33.3
36	D	Nick Seeler	5	17:23	0	2	2	1	7	0	0	0	5	0.0
12	C	Eric Staal	5	18:24	1	1	2	-3	2	0	0	0	14	7.1
14	C	Joel Eriksson Ek	5	12:46	0	1	1	0	0	0	0	0	10	0.0
17	LW	Marcus Foligno	5	10:43	1	0	1	-2	16	0	0	0	4	25.0
39	D	Nate Prosser	5	14:00	0	1	1	-1	14	0	0	0	2	0.0
46	D	Jared Spurgeon	5	21:48	0	1	1	-4	0	0	0	0	3	0.0
26	LW	Daniel Winnik	5	13:30	0	1	1	0	5	0	0	0	6	0.0
3	C	Charlie Coyle	5	14:06	0	0	0	-3	2	0	0	0	10	0.0
63	LW	Tyler Ennis	1	7:14	0	0	0	-1	0	0	0	0	1	0.0
6	D	Ryan Murphy	1	16:37	0	0	0	0	0	0	0	0	2	0.0
22	RW	Nino Niederreiter	5	15:58	0	0	0	-4	0	0	0	0	9	0.0
37	C	Kyle Rau	1	10:05	0	0	0	-1	0	0	0	0	0	0.0
60	D	Carson Soucy	4	13:33	0	0	0	-3	0	0	0	0	2	0.0
16	LW	Jason Zucker	5	16:26	0	0	0	-4	0	0	0	0	8	0.0
#	GOALTENDER		GP	GS	W	L	SA	SV	SV%	GA	GAA	SO	MIN	PIM
40	Devan Dubnyk		5	5	1	4	152	138	0.908	14	3.39	0	248	0
32	Alex Stalock		1	0	0	0	16	15	0.938	1	1.25	0	48	0



2018 PLAYOFF RESULTS

2018 FIRST ROUND																
#4 MINNESOTA WILD vs. #2 WINNIPEG JETS																
Wild loses series, 4-1 (Wild 1-1 at Grand Casino Arena, 0-3 at Winnipeg)																
		Scoring By Period					Shots By Period					Power	Penalties/	Game-Winning	Goalie	
DATE	OPP.	1	2	3	OT	F	1	2	3	OT	T	Plays	Minutes	Goal	(Saves-Shots)	Attn.
G1	MIN	0	0	2	—	2	4	12	4	—	20	0-1	2-4		Dubnyk (37-40)	
4/11	WPG	0	1	2	—	3	13	8	19	—	40	1-2	1-2	Morrow (1)	Hellebuyck (18-20)	*15,321
G2	MIN	0	0	1	—	1	9	5	3	—	17	1-4	9-40		Dubnyk (40-44)	
4/13	WPG	0	1	3	—	4	13	14	17	—	44	0-2	10-42	Stastny (1)	Hellebuyck (16-17)	*15,321
G3	WPG	1	1	0	—	2	7	12	12	—	31	1-5	3-6	HELLEBUYCK	(16-22); Mason (7-7)	
4/15	MIN	2	4	0	—	6	13	9	7	—	29	2-3	5-10	Dumba (1)	Dubnyk (29-31)	*19,175
G4	WPG	1	0	1	—	2	7	12	9	—	28	0-1	2-4	Scheifele (1)	Hellebuyck (30-30)	
4/17	MIN	0	0	0	—	0	11	10	9	—	30	0-2	1-2		Dubnyk (26-27)	*19,277
G5	MIN	0	0	0	—	0	9	10	11	—	30	0-3	2-4		DUBNYK (6-10); Stalock (15-16)	
4/20	WPG	4	0	1	—	5	13	7	6	—	26	1-2	3-6	Trouba (1)	Hellebuyck (30-30)	*15,321
		Scoring By Period					Shots By Period					Power Plays	Penalties/	Goaltenders		
TOTALS		1	2	3	OT	F	1	2	3	OT	T	(Percentage)	Minutes		(Record, Saves-Shots)	
	WPG	6	3	7	—	16	53	53	63	—	169	3-13 (23.1)	19-60		Hellebuyck (4-1,110-119); Mason (0-0, 7-7)	
	MIN	2	4	3	—	9	46	46	34	—	126	3-13 (23.1)	19-60		Dubnyk (1-4, 138-152); Stalock (0-0, 15-16)	

SERIES NOTES

The Wild extended its franchise record streak by advancing to the Stanley Cup Playoffs for the sixth consecutive season as Minnesota and Winnipeg met for the first time in the postseason. Minnesota was one of three NHL teams to make the playoffs in each of the last six seasons, joining Anaheim and Pittsburgh (2013-18). The Wild took a 2-1 lead early in the third period of Game 1 on goals from Matt Cullen and Zach Parise, but the Jets responded with third period goals from Patrik Laine and Joe Morrow to claim a 3-2 win. Winnipeg scored the first four goals in Game 2 to claim a 4-1 win. Parise scored for Minnesota in the third period and the teams combined for 76 PIM in the third period. Six different players scored for the Wild in Game 3 to lead the team to a 6-2 win at Grand Casino Arena. Blake Wheeler opened the scoring before Minnesota responded with three straight goals. Parise scored a goal for the third consecutive game, but suffered a fractured sternum in Game 3 and missed the remainder of the series. Mark Scheifele scored both goals in the Jets 2-0 victory in Game 4, tallying a PPG with 28 seconds remaining in the first period and an empty-net tally with 12 seconds remaining in the contest. The Jets scored four times in the first period of Game 5 and earned a 5-0 series-clinching win. Winnipeg outshot Minnesota, 169-126, in the series and both teams went 3-for-13 on the power play. Mikko Koivu led the Wild in scoring with four assists. Parise (3-0=3) and Mikael Granlund (1-2=3) recorded three points each. Devan Dubnyk stopped 138-of-152 shots faced for a 3.39 GAA and a .908 SV%. Scheifele (4-1=5) and Dustin Byfuglien (0-5=5) led the Jets in scoring with five points each. Laine (2-2=4), Paul Stastny (1-3=4) and Wheeler (1-3=4) added four points each. Connor Hellebuyck stopped 110-of-119 shots faced for a 1.94 GAA, a .924 SV% and two shutouts in the series.





2017 PLAYOFF STATISTICS

#	POS	PLAYER	GP	TOI/G	G	A	PTS	+/-	PIM	PPG	SHG	GWG	SOG	SH%
11	LW	Zach Parise	5	19:27	2	1	3	-4	8	1	0	0	19	10.5
20	D	Ryan Suter	5	29:06	1	2	3	-3	10	1	0	0	15	6.7
3	C	Charlie Coyle	5	17:11	2	0	2	-1	2	0	0	1	14	14.3
64	C	Mikael Granlund	5	20:32	0	2	2	0	2	0	0	0	10	0.0
9	C	Mikko Koivu	5	20:09	1	1	2	-1	0	1	0	0	6	16.7
25	D	Jonas Brodin	5	19:00	0	1	1	-3	0	0	0	0	5	0.0
19	C	Martin Hanzal	5	18:44	1	0	1	-2	0	0	0	0	10	10.0
56	C	Erik Haula	4	15:24	0	1	1	-2	0	0	0	0	9	0.0
22	RW	Nino Niederreiter	5	15:58	0	1	1	-2	2	0	0	0	7	0.0
29	RW	Jason Pominville	5	14:05	0	1	1	1	0	0	0	0	11	0.0
39	D	Nate Prosser	3	9:47	0	1	1	0	2	0	0	0	4	0.0
46	D	Jared Spurgeon	5	25:20	0	1	1	-1	0	0	0	0	13	0.0
12	C	Eric Staal	5	18:54	0	1	1	-1	0	0	0	0	12	0.0
16	LW	Jason Zucker	5	17:15	1	0	1	-1	2	0	0	0	20	5.0
24	D	Matt Dumba	5	23:53	0	0	0	-1	2	0	0	0	7	0.0
14	C	Joel Eriksson Ek	3	7:34	0	0	0	0	0	0	0	0	5	0.0
5	D	Christian Folin	2	11:23	0	0	0	-2	2	0	0	0	1	0.0
6	D	Marco Scandella	5	22:55	0	0	0	-1	2	0	0	0	10	0.0
7	RW	Chris Stewart	5	7:50	0	0	0	0	0	0	0	0	2	0.0
21	RW	Ryan White	3	7:04	0	0	0	0	4	0	0	0	2	0.0
#	GOALTENDER		GP	GS	W	L	SA	SV	SV%	GA	GAA	SO	MIN	PIM
40		Devan Dubnyk	5	5	1	4	133	123	0.925	10	1.86	1	322	0



2017 PLAYOFF RESULTS

2017 FIRST ROUND												
#2 MINNESOTA WILD vs. #5 ST. LOUIS BLUES												
Wild loses series, 4-1 (Wild 0-3 at Grand Casino Arena, 1-1 at St. Louis)												
DATE	OPP.	Scoring By Period					Shots By Period					Power Plays
		1	2	3	OT	F	1	2	3	OT	T	
G1	STL	0	1	0	1	2	9	6	6	5	26	0-4
4/12	MIN	0	0	1	0	1	10	16	18	8	52	3-6
G2	STL	0	1	1	-	2	5	11	6	-	22	0-2
4/14	MIN	0	1	0	-	1	9	8	7	-	24	1-3
G3	MIN	0	1	0	-	1	9	13	19	-	41	0-4
4/16	STL	1	1	1	-	3	15	8	8	-	31	1-3
G4	MIN	1	1	0	-	2	11	10	7	-	28	0-2
4/19	STL	0	0	0	-	0	4	12	12	-	28	0-2
G5	STL	2	0	1	1	4	12	7	5	3	27	0-4
4/22	MIN	1	0	2	0	3	9	13	13	2	37	2-6
TOTALS		Scoring By Period					Shots By Period					Power Plays
		1	2	3	OT	F	1	2	3	OT	T	(Percentage)
	STL	3	3	3	2	11	45	44	37	8	134	1-15 (6.7)
	MIN	2	3	3	0	8	48	60	64	10	182	3-18 (16.7)
		Penalties/Minutes		Game-Winning Goal		Goalie (Saves-Shots)		Attn.		Goaltenders (Record, Saves-Shots)		
				Edmundson (1)		Allen (51-52)				Allen (4-1, 174-182)		
				Schwartz (1)		Allen (23-24)				Dubnyk (1-4, 123-133)		
				Schwartz (2)		Dubnyk (20-22)						
				Coyle (1)		Dubnyk (28-30)						
				Paajarvi (1)		Allen (26-28)						
						Allen (34-37)						
						Dubnyk (23-27)						

SERIES NOTES

The Wild advanced to the Stanley Cup Playoffs for the fifth consecutive year. Minnesota and St. Louis met for the second time in the Stanley Cup Playoffs. The Wild defeated St. Louis in six games in the first round of the 2015 Stanley Cup Playoffs. The Wild began a series at Grand Casino Arena for the third time in franchise history, the first since the 2008 First Round. Minnesota registered 52 shots on goal in Game 1 – the most shots on goal during any game in team history, regular-season or playoffs – but Joel Edmundson scored 17:48 into overtime to lift the Blues to a 2-1 OT victory in Saint Paul. Jaden Schwartz scored with 2:27 left in regulation to lead the Blues to a 2-1 victory in Game 2. The series shifted to St. Louis in Game 3, where Alexander Steen secured the 3-1 win with an empty-net goal for the Blues. Devan Dubnyk posted a 28-save shutout as the Wild claimed a 2-0 Game 4 victory. The series ended after Magnus Paajarvi scored 9:42 into overtime to lift the Blues to a 4-3 overtime win in Game 5 at Grand Casino Arena. The Wild outshot the Blues in the series, 182-134. Minnesota killed 14-of-15 power-play opportunities in the series, while scoring three goals on 18 power-play chances. Jake Allen allowed eight goals in five games, recording a 1.47 GAA and .956 SV%, while Devan Dubnyk registered a 1.86 GAA and a .925 SV%. Jaden Schwartz led the series with five points (2-3=5), while Alexander Steen posted four points (2-2=4). Zach Parise (2-1=3) and Ryan Suter (1-2=3) led the Wild in scoring, while Parise and Charlie Coyle led the team with two goals each.





2016 PLAYOFF STATISTICS

#	POS	PLAYER	GP	TOI/G	G	A	PTS	+/-	PIM	PPG	SHG	GWG	SOG	SH%
29	RW	Jason Pominville	6	15:56	4	3	7	0	6	0	0	0	16	25.0
22	RW	Nino Niederreiter	6	15:26	1	5	6	1	4	0	0	0	19	5.3
9	C	Mikko Koivu	6	21:29	3	2	5	0	2	1	0	2	14	21.4
46	D	Jared Spurgeon	6	26:00	2	3	5	1	4	2	0	0	10	20.0
56	C	Erik Haula	5	18:15	1	3	4	0	2	0	0	0	11	9.1
25	D	Jonas Brodin	6	20:36	1	2	3	3	0	0	0	0	1	100.0
64	C	Mikael Granlund	6	22:22	1	2	3	-2	0	0	0	0	22	4.5
20	D	Ryan Suter	6	29:17	0	3	3	3	4	0	0	0	10	0.0
3	C	Charlie Coyle	6	18:50	1	1	2	-4	6	0	0	0	13	7.7
24	D	Matt Dumba	6	14:31	0	2	2	-2	6	0	0	0	5	0.0
16	LW	Jason Zucker	6	13:56	0	2	2	-4	2	0	0	0	3	0.0
12	RW	David Jones	6	12:54	0	1	1	0	0	0	0	0	3	0.0
7	LW	Chris Porter	6	10:14	1	0	1	0	0	0	0	0	4	25.0
39	D	Nate Prosser	6	11:54	0	1	1	-6	0	0	0	0	2	0.0
6	D	Marco Scandella	6	19:34	1	0	1	-7	4	1	0	0	12	8.3
10	C	Jordan Schroeder	2	11:33	1	0	1	-1	0	0	0	0	2	50.0
18	LW	Ryan Carter	2	10:04	0	0	0	-1	10	0	0	0	1	0.0
27	C	Zac Dalpe	3	8:09	0	0	0	-1	0	0	0	0	0	0.0
14	RW	Justin Fontaine	4	13:21	0	0	0	-1	0	0	0	0	4	0.0
63	RW	Kurtis Gabriel	4	5:25	0	0	0	0	0	0	0	0	2	0.0
19	C	Jarret Stoll	4	9:07	0	0	0	-1	4	0	0	0	2	0.0
#	GOALTENDER		GP	GS	W	L	SA	SV	SV%	GA	GAA	SO	MIN	PIM
40		Devan Dubnyk	6	6	2	4	163	143	0.877	20	3.34	0	359	0



2016 PLAYOFF RESULTS

2016 FIRST ROUND																	
#8 MINNESOTA WILD vs. #1 DALLAS STARS																	
Wild loses series, 4-2 (Wild 1-2 at Grand Casino Arena, 1-2 at Dallas)																	
DATE	OPP.	Scoring By Period					Shots By Period					Power Plays	Penalties/ Minutes	Game-Winning Goal	Goalie (Saves-Shots)	Attn.	
		1	2	3	OT	F	1	2	3	OT	T						
G1	MIN	0	0	0	—	0	2	11	9	—	22	0-2	6-12			Dubnyk (28-31)	
4/14	DAL	0	2	2	—	4	14	8	10	—	32	1-6	2-4	Faksa (1)		Lehtonen (22-22)	*18,532
G2	MIN	0	0	1	—	1	7	11	8	—	26	1-5	6-20			Dubnyk (26-28)	
4/16	DAL	0	1	1	—	2	14	10	4	—	28	0-5	5-10	Ja. Benn (1)		Lehtonen (25-26)	*18,988
G3	DAL	2	0	1	—	3	6	4	7	—	17	0-2	3-6			Lehtonen (20-24)	
4/18	MIN	1	2	2	—	5	10	8	7	—	25	1-2	3-6	Koivu (1)		Dubnyk (14-17)	*19,038
G4	DAL	0	3	0	—	3	10	10	2	—	22	2-2	4-10	Spezza (1)		Niemi (28-30)	
4/20	MIN	0	2	0	—	2	9	7	14	—	30	0-3	3-6			Dubnyk (19-22)	*19,080
G5	MIN	2	0	2	1	5	7	10	5	2	24	0-0	3-6	Koivu (2)		Dubnyk (37-41)	
4/22	DAL	1	0	3	0	4	12	11	15	3	41	0-2	1-2			Niemi (19-24)	*18,889
G6	DAL	3	1	1	—	5	13	5	6	—	24	1-2	4-8	Goligoski (1)		Lehtonen (25-29)	
4/24	MIN	0	0	4	—	4	6	7	16	—	29	2-4	2-4			Dubnyk (19-24)	*19,310
TOTALS		Scoring By Period					Shots By Period					Power Plays (Percentage)	Penalties/ Minutes	Goaltenders (Record, Saves-Shots)			
	1	2	3	OT	F	1	2	3	OT	T	Lehtonen (3-1, 92-101);			Niemi (1-1, 47-54)	Dubnyk (2-4, 143-163)		
	DAL	6	7	8	0	21	69	48	44	3						164	
	MIN	3	4	9	1	17	41	54	59	2	156	4-19 (21.1)	19-40				
												4-16 (25.0)	23-54				

SERIES NOTES

Minnesota faced the Dallas Stars for the first time in the Stanley Cup Playoffs. The meeting marked the fourth straight postseason Minnesota played the Central Division champion in the opening round. After posting a shutout win in Game 1 and extending its series lead to 2-0 after the first pair of games in Dallas, the Stars scored twice in the first 4:10 of Game 3 in Saint Paul before Minnesota earned a comeback victory. Dallas claimed a Game 4 win in Minnesota before Mikko Koivu scored an overtime goal to help Minnesota to a Game 5 victory in Dallas. The Stars opened Game 6 with four goals before Minnesota scored four times in the third period, but Alex Goligoski's marker served as the series-winner in Saint Paul. Jason Pominville led Minnesota in points and tied for the series lead in goals (4-3=7), including a three-point performance (2-1=3) in the Game 3 victory. Nino Niederreiter led the Wild in assists and ranked second on the club with six points (1-5=6) — all tallied in a four-game streak to end the series. Devan Dubnyk set the Wild franchise record for all-time playoff games and starts with his 12th contest in Game 2 before stopping a career-high 37 shots on a career-high 41 shots faced in Game 5 — becoming Minnesota's franchise record holder for most career playoff wins with his sixth victory. Jamie Benn led the series in points and assists (4-6=10) and tied for most goals alongside his teammate Jason Spezza, who ranked second in the series with nine points (4-5=9). Kari Lehtonen led Dallas with a 3-1 record in four games played, including the series-clinching Game 6 victory, while Antti Niemi posted a 1-1 record after starting Games 4 and 5.





2015 PLAYOFF STATISTICS

#	POS	PLAYER	GP	TOI/G	G	A	PTS	+/-	PIM	PPG	SHG	GWG	SOG	SH%
11	LW	Zach Parise	10	18:53	4	6	10	0	4	1	1	0	20	20.0
64	C	Mikael Granlund	10	17:50	2	4	6	2	0	0	0	1	18	11.1
29	RW	Jason Pominville	10	17:29	3	3	6	-1	0	2	0	1	33	9.1
22	RW	Nino Niederreiter	10	15:06	4	1	5	-2	10	0	0	1	19	21.1
55	D	Matt Dumba	10	16:05	2	2	4	-1	2	2	0	0	15	13.3
9	C	Mikko Koivu	10	18:13	1	3	4	-4	2	1	0	0	14	7.1
46	D	Jared Spurgeon	10	21:20	1	3	4	0	4	1	0	0	11	9.1
26	LW	Thomas Vanek	10	14:12	0	4	4	-7	2	0	0	0	19	0.0
6	D	Marco Scandella	10	20:44	2	1	3	4	0	0	0	0	17	11.8
20	D	Ryan Suter	10	26:59	0	3	3	-8	0	0	0	0	13	0.0
16	LW	Jason Zucker	10	14:11	2	1	3	-1	2	0	0	0	21	9.5
24	LW	Matt Cooke	7	11:08	0	2	2	1	4	0	0	0	8	0.0
3	C	Charlie Coyle	10	14:22	1	1	2	-3	0	0	0	0	14	7.1
14	RW	Justin Fontaine	6	10:45	1	1	2	0	2	0	0	1	4	25.0
44	RW	Chris Stewart	8	15:59	0	2	2	-3	2	0	0	0	9	0.0
56	LW	Erik Haula	2	10:59	1	0	1	1	0	0	0	0	4	25.0
23	LW	Sean Bergenheim	3	10:09	0	0	0	-2	0	0	0	0	1	0.0
25	D	Jonas Brodin	10	21:53	0	0	0	-2	0	0	0	0	3	0.0
21	C	Kyle Brodziak	10	12:30	0	0	0	-3	2	0	0	0	12	0.0
18	C	Ryan Carter	1	6:18	0	0	0	0	0	0	0	0	0	0.0
33	D	Jordan Leopold	9	12:00	0	0	0	-3	0	0	0	0	7	0.0
39	D	Nate Prosser	1	4:02	0	0	0	-1	2	0	0	0	0	0.0
10	C	Jordan Schroeder	3	11:14	0	0	0	0	0	0	0	0	5	0.0
#	GOALTENDER		GP	GS	W	L	SA	SV	SV%	GA	GAA	SO	MIN	PIM
40	Devan Dubnyk		10	10	4	6	260	236	0.908	24	2.53	1	570	0
35	Darcy Kuemper		1	0	0	0	9	9	1.000	0	0	0	23	0



2015 PLAYOFF RESULTS

2015 FIRST ROUND																
#6 MINNESOTA WILD vs. #2 ST. LOUIS BLUES																
Wild wins series, 4-2 (Wild 2-1 at Grand Casino Arena, 2-1 at St. Louis)																
DATE	OPP.	Scoring By Period					Shots By Period					Power Plays	Penalties/ Minutes	Game-Winning Goal	Goalie	Attn.
		1	2	3	OT	F	1	2	3	OT	T				(Saves-Shots)	
G1	MIN	1	1	2	—	4	7	14	8	—	29	2-4	2-4	Granlund (1)	Dubnyk (19-21)	
4/16	STL	0	0	2	—	2	7	4	10	—	21	0-2	5-18		Allen (25-27)	*19,671
G2	MIN	0	0	1	—	1	7	10	8	—	25	0-1	3-6		Dubnyk (23-26)	
4/18	STL	2	0	2	—	4	9	10	8	—	27	1-3	1-2	Tarasenko(1)	Allen (24-25)	*19,243
G3	STL	0	0	0	—	0	4	6	7	—	17	0-0	4-16		Allen (21-23)	
4/20	MIN	0	2	1	—	3	9	11	4	—	24	0-3	0-0	Pominville (1)	Dubnyk (17-17)	*19,165
G4	STL	3	3	0	—	6	10	8	8	—	26	0-2	1-2	Tarasenko (2)	Allen (17-18)	
4/22	MIN	0	1	0	—	1	4	6	8	—	18	1-1	2-4	DUBNYK (11-17); Kuemper (9-9)		*19,390
G5	MIN	1	2	1	—	4	3	13	3	—	19	1-2	3-6	Niederreiter (1)	Dubnyk (36-37)	
4/24	STL	1	0	0	—	1	12	6	19	—	37	1-2	3-6		Allen (15-19)	*19,653
G6	STL	0	1	0	—	1	4	15	12	—	31	0-2	2-4	ALLEN (11-13); Elliott (6-7)		
4/26	MIN	1	1	2	—	4	10	7	4	—	21	0-1	3-6	Fontaine (1)	Dubnyk (30-31)	*19,318
TOTALS		Scoring By Period					Shots By Period					Power Plays (Percentage)	Penalties/ Minutes	Goalenders		
		1	2	3	OT	F	1	2	3	OT	T			(Record, Saves-Shots)		
		STL	6	4	4	—	14	46	49	64	—			159	2-11 (18.2)	16-48
	MIN	3	7	7	—	17	40	61	35	—	136	4-12 (33.3)	13-26	Dubnyk (4-2, 136-196); Kuemper (0-0, 9-9)		

SERIES NOTES

For the first time in franchise history, Minnesota clinched a playoff series with a home-ice victory, defeating the St. Louis Blues in Game 6 of the first-round series at Grand Casino Arena. The win also marked the first time Minnesota won a playoff series in fewer than seven games, with its three previous series-clinching victories coming on the road in a Game 7. Zach Parise led the Wild with seven points (3-4=7) in the series, while his linemates Jason Pominville (2-3=5) and Mikael Granlund (1-4=5) ranked T-2nd with five points each. Nino Niederreiter scored three goals in the series to tie Parise for the team lead and ranked fourth on the Wild with four points during the series. Niederreiter scored the winner in Game 5 to become the Wild's all-time leader in playoff GWG (3). In his first NHL postseason, Devan Dubnyk recorded a 2.32 GAA and .913 SV% while going 4-2 in the series, including a 17-save shutout in Game 3. Over the six-game series, the Wild posted a 33.3 percent success rating on the power play (4-of-12) and added one shorthanded goal (Parise). St. Louis defenseman Kevin Shattenkirk led the series with eight points (0-8=8), while Vladimir Tarasenko totaled seven points (6-1=7), including a Game 2 hat trick. Jake Allen went 2-4 for the Blues, posting a 2.20 GAA and a .904 SV%. The Wild led the Blues in both hits (149 to 134) and blocked shots (102 to 79) in the series.

2015 SECOND ROUND																
#6 MINNESOTA WILD vs. #4 CHICAGO BLACKHAWKS																
Wild loses series, 4-0 (Wild 0-2 at Grand Casino Arena, 0-2 at Chicago)																
DATE	OPP.	Scoring By Period					Shots By Period					Power	Penalties/	Game-Winning	Goalie	Attn.
		1	2	3	OT	F	1	2	3	OT	T	Plays	Minutes	Goal	(Saves-Shots)	
G1	MIN	0	3	0	—	3	13	12	8	—	33	1-3	1-2		Dubnyk (31-35)	
5/1	CHI	3	1	0	—	4	8	12	15	—	35	0-1	3-6	Teravainen (1)	Crawford (30-33)	*21,851
G2	MIN	0	0	1	—	1	6	10	15	—	31	1-2	2-4		Dubnyk (27-30)	
5/3	CHI	0	2	2	—	4	9	12	10	—	31	0-2	2-4	Kane (1)	Crawford (30-31)	*21,934
G3	CHI	1	0	0	—	1	9	9	4	—	22	1-1	3-6		Crawford (30-30)	
5/5	MIN	0	0	0	—	0	8	12	10	—	30	0-3	1-2	Kane (2)	Dubnyk (21-22)	*19,349
G4	CHI	1	1	2	—	4	8	10	7	—	25	1-2	3-6		Crawford (34-37)	
5/7	MIN	0	1	2	—	3	8	18	11	—	37	1-3	2-4	Hossa (1)	Dubnyk (21-24)	*19,163
TOTALS	Scoring By Period					Shots By Period					Power Plays	Penalties/	Goaltenders			
	1	2	3	OT	F	1	2	3	OT	T	(Percentage)	Minutes	(Record, Saves-Shots)			
	CHI	5	4	4	—	13	34	43	36	—	113	2-6 (33.3)	11-22	Crawford (4-0, 124-131)		
	MIN	0	4	3	—	7	35	52	44	—	131	3-11 (27.3)	6-12	Dubnyk (0-4, 100-111)		



2014 PLAYOFF STATISTICS

#	POS	PLAYER	GP	TOI/G	G	A	PTS	+/-	PIM	PPG	SHG	GWG	SOG	SH%
11	LW	Zach Parise	13	20:28	4	10	14	-3	6	2	0	1	49	8.2
29	RW	Jason Pominville	13	18:15	2	7	9	-3	0	0	0	0	32	6.3
64	C	Mikael Granlund	13	18:01	4	3	7	3	2	0	0	1	35	11.4
56	C	Erik Haula	13	14:12	4	3	7	2	0	0	0	1	29	13.8
3	C	Charlie Coyle	13	17:50	3	4	7	-2	6	1	0	1	23	13.0
20	D	Ryan Suter	13	29:13	1	6	7	-5	4	1	0	0	29	3.4
9	C	Mikko Koivu	13	20:31	1	6	7	-4	10	0	0	0	30	3.3
46	D	Jared Spurgeon	13	24:03	3	3	6	0	2	1	0	0	22	13.6
22	RW	Nino Niederreiter	13	14:39	3	3	6	0	8	0	0	2	22	13.6
21	C	Kyle Brodziak	12	13:15	3	3	6	-2	2	0	0	0	15	20.0
15	LW	Dany Heatley	11	11:32	1	5	6	6	4	0	0	0	9	11.1
6	D	Marco Scandella	13	21:28	2	1	3	4	0	0	1	0	20	10.0
4	D	Clayton Stoner	13	12:16	1	2	3	2	26	0	0	0	13	7.7
26	LW	Matt Moulson	10	14:59	1	2	3	0	4	0	0	0	21	4.8
24	LW	Matt Cooke	6	15:59	0	3	3	1	8	0	0	0	4	0.0
14	RW	Justin Fontaine	9	11:06	1	1	2	0	2	0	0	0	13	7.7
25	D	Jonas Brodin	13	23:37	0	2	2	3	12	0	0	0	11	0.0
8	C	Cody McCormick	13	8:16	1	0	1	1	14	0	0	0	6	16.7
39	D	Nate Prosser	10	12:31	0	0	0	2	12	0	0	0	7	0.0
2	D	Keith Ballard	3	10:44	0	0	0	-2	0	0	0	0	2	0.0
19	LW	Stephane Veilleux	4	7:17	0	0	0	1	4	0	0	0	4	0.0
#	GOALTENDER		GP	GS	W	L	SA	SV	SV%	GA	GAA	SO	MIN	PIM
37	Darcy Kuemper		6	5	3	1	127	116	0.913	11	2.03	1	325	0
30	Ilya Bryzgalov		9	8	3	6	182	161	0.885	21	2.63	1	479	0



2014 PLAYOFF RESULTS

2014 FIRST ROUND													
#7 MINNESOTA WILD vs. #2 COLORADO AVALANCHE													
Wild wins series, 4-3 (Wild 3-0 at Grand Casino Arena, 1-3 at Colorado)													
DATE	OPP.	Scoring By Period					Shots By Period					Power Plays	Penalties/ Minutes
		1	2	3	OT	F	1	2	3	OT	T		Goal
G1	MIN	1	3	0	0	4	7	12	11	3	33	1-2	5-12
4/17	COL	1	1	2	1	5	8	6	14	3	31	0-4	5-10
G2	MIN	1	0	1	—	2	10	9	13	—	32	0-3	4-16
4/19	COL	1	2	1	—	4	11	9	9	—	29	1-3	4-16
G3	COL	0	0	0	0	0	8	7	5	2	22	0-4	7-14
4/21	MIN	0	0	0	1	1	22	9	13	2	46	0-3	8-16
G4	COL	0	1	0	—	1	3	4	5	—	12	0-4	4-8
4/24	MIN	1	1	0	—	2	14	11	7	—	32	1-4	4-8
G5	MIN	0	1	2	0	3	11	9	10	2	32	0-3	4-8
4/26	COL	0	2	1	1	4	8	12	12	3	35	0-3	4-8
G6	COL	1	1	0	—	2	6	14	3	—	23	1-4	8-32
4/28	MIN	2	0	3	—	5	9	6	8	—	23	1-3	9-34
G7	MIN	1	1	2	1	5	12	8	10	5	35	0-3	3-6
4/30	COL	2	0	2	0	4	9	5	7	1	22	1-3	3-6
TOTALS		1	2	3	OT	F	1	2	3	OT	T	Power Plays (Percentage)	Penalties/ Minutes
	COL	5	7	6	2	20	53	57	55	9	174	3-25 (12.0)	35-94
	MIN	6	6	8	2	22	85	64	72	12	233	3-21 (14.3)	37-92

SERIES NOTES

With a 5-4 overtime victory in Game 7, the Wild became the first team in NHL history to record four score-tying goals in a Game 7 (Elias Sports Bureau). Nino Niederreiter scored two goals, including the winner 5:02 into overtime, and added an assist in Game 7 – the fourth-youngest player to ever net a total three points in a Game 7. Zach Parise led the Wild with 10 points (3-7=10) against the Avalanche, a career high for points in a series. He set a playoff career high and a Wild playoff single-game record with four points (2-2=4) in Game 6. Parise also set a franchise record for fastest goal to start a playoff game, scoring 49 seconds into Game 6 and tallied the game winner. Before being held pointless in Game 7, he had a career-best six-game playoff point streak. Darcy Kuemper went 3-1 in five starts posting a 2.03 GAA and a .913 SV%. Ilya Bryzgalov went 1-2 in two starts with a 3.72 GAA and a 4.25 GAA. Bryzgalov earned the Game 7 win by stopping the only shot he faced (in overtime) in relief of Kuemper, who left the game with 8:13 left in regulation. Kuemper stopped all 22 shots in Game 3 to become the first Wild goalie to record a playoff shutout. Mikael Granlund earned his first career playoff point by scoring the overtime winner in Game 3, becoming only the fifth NHL player in the last 75 years to score his first career playoff goal in a 1-0 overtime game. Nathan MacKinnon (2-8=10) and Paul Stastny (5-5=10) led the Avalanche in scoring with 10 points each. Semyon Varlamov posted a 2.78 GAA and a .913 SV% in seven starts. The Wild outshot the Avalanche 233-174 and outit Colorado 194-188 in the series.

2014 SECOND ROUND													
#7 MINNESOTA WILD vs. #5 CHICAGO BLACKHAWKS													
Wild loses series, 4-2 (Wild 2-1 at Grand Casino Arena, 0-3 at Chicago)													
DATE	OPP.	Scoring By Period					Shots By Period					Power Plays	Penalties/ Minutes
		1	2	3	OT	F	1	2	3	OT	T		Goal
G1	MIN	0	0	2	—	2	8	17	7	—	32	0-3	3-8
5/2	CHI	1	1	3	—	5	13	3	6	—	22	2-4	3-6
G2	MIN	0	0	1	—	1	2	13	4	—	19	0-1	2-4
5/4	CHI	1	1	2	—	4	7	8	7	—	22	0-2	1-2
G3	CHI	0	0	0	—	0	7	8	4	—	19	0-2	4-8
5/6	MIN	0	0	4	—	4	5	5	8	—	18	1-4	2-4
G4	CHI	1	1	0	—	2	4	9	7	—	20	0-2	5-10
5/9	MIN	1	2	1	—	4	7	18	6	—	31	1-5	2-4
G5	MIN	1	0	0	—	1	8	6	14	—	28	0-1	2-4
5/11	CHI	0	1	1	—	2	6	15	7	—	28	1-2	1-2
G6	CHI	1	0	0	—	2	8	8	6	5	27	0-1	3-6
5/13	MIN	0	1	0	0	1	9	14	7	5	35	0-3	1-2
TOTALS		1	2	3	OT	F	1	2	3	OT	T	Power Plays (Percentage)	Penalties/ Minutes
	CHI	4	4	6	1	15	45	51	37	5	138	3-13 (23.1)	17-34
	MIN	2	3	8	0	13	39	73	46	5	163	2-17 (11.8)	12-26

SERIES NOTES

Minnesota advanced to the second round of the Stanley Cup Playoffs for the first time since 2003, but for the second straight year the team's season ended with a loss to the Blackhawks in the playoffs when Patrick Kane scored at 9:42 of overtime in Game 6. The loss was the first at home during the 2014 playoffs for the Wild. Erik Haula led Minnesota with three goals and five points against Chicago. Mikael Granlund registered two goals for the Wild. Ilya Bryzgalov posted a 2.13 GAA, a .904 SV% and one shutout in six starts. Marian Hossa led the Blackhawks in scoring with nine points (1-8=9). Bryan Bickell recorded a team-best four goals and ranked second in scoring with six points (4-2=6). Corey Crawford registered a 1.97 GAA and a .926 SV% in six starts. Minnesota set a franchise record with 48 hits in Game 5 at Chicago and outit the Blackhawks 181-105 in the series.



2013 PLAYOFF STATISTICS

#	POS	PLAYER	GP	TOI/G	G	A	PTS	+/-	PIM	PPG	SHG	GWG	SOG	SH%
7	C	Matt Cullen	5	19:07	0	3	3	1	2	0	0	0	8	0.0
16	LW	Jason Zucker	5	13:29	1	1	2	1	0	0	0	1	11	9.1
22	RW	Cal Clutterbuck	5	15:51	1	1	2	0	4	0	0	0	11	9.1
96	RW	Pierre-Marc Bouchard	5	14:36	1	1	2	2	0	0	0	0	10	10
6	D	Marco Scandella	5	18:01	1	1	2	-1	0	0	0	0	6	16.7
21	C	Kyle Brodziak	5	20:40	0	2	2	0	4	0	0	0	9	0.0
63	C	Charlie Coyle	5	18:09	0	2	2	-4	2	0	0	0	11	0.0
17	C	Torrey Mitchell	5	11:24	1	0	1	-4	0	0	0	0	8	12.5
10	RW	Devin Setoguchi	5	16:04	1	0	1	-2	0	0	0	0	12	8.3
11	LW	Zach Parise	5	21:23	1	0	1	-7	2	0	0	0	17	5.9
4	D	Clayton Stoner	1	8:18	0	1	1	1	0	0	0	0	0	0.0
9	C	Mikko Koivu	5	20:30	0	0	0	-6	8	0	0	0	11	0.0
29	RW	Jason Pominville	2	13:32	0	0	0	-1	0	0	0	0	4	0.0
19	LW	Stephane Veilleux	2	7:31	0	0	0	0	0	0	0	0	1	0.0
25	D	Jonas Brodin	5	26:23	0	0	0	-3	0	0	0	0	3	0.0
28	C	Zenon Konopka	2	9:52	0	0	0	-2	0	0	0	0	2	0.0
77	D	Tom Gilbert	5	16:16	0	0	0	-2	2	0	0	0	0	0.0
44	D	Justin Falk	4	11:33	0	0	0	-3	2	0	0	0	0	0.0
20	D	Ryan Suter	5	31:37	0	0	0	-5	4	0	0	0	5	0.0
27	C	Mike Rupp	4	6:38	0	0	0	-3	12	0	0	0	2	0.0
46	D	Jared Spurgeon	5	21:15	0	0	0	-3	2	0	0	0	8	0.0
#	GOALTENDER		GP	GS	W	L	SA	SV	SV%	GA	GAA	SO	MIN	PIM
37	Josh Harding		5	5	1	4	135	123	0.911	12	2.94	0	245	0
35	Darcy Kuemper		2	0	0	0	33	29	0.879	4	3.29	0	73	0



2013 PLAYOFF RESULTS

2013 FIRST ROUND														
#8 MINNESOTA WILD vs. #1 CHICAGO BLACKHAWKS														
Wild loses series 4-1 (Wild 1-1 at Grand Casino Arena, 0-3 at Chicago)														
DATE	OPP.	Scoring By Period					Shots By Period					Power Plays	Penalties/Minutes	Game-Winning Goal
G1	MIN	1	2	3	OT	F	1	2	3	OT	T			Goalie (Saves-Shots)
4/30	CHI	0	1	0	1	2	6	10	12	9	37	1-3	4-8	Bickell
G2	MIN	0	1	1	-	2	7	15	6	-	28	0-2	5-10	Harding (35-37)
5/3	CHI	1	1	3	-	5	17	14	17	-	48	0-4	3-6	Crawford (26-27) *21,428
G3	CHI	1	0	1	0	2	9	8	8	2	27	0-2	4-8	Harding (43-47)
5/5	MIN	1	0	1	1	3	15	14	7	1	37	0-3	3-6	Crawford (26-28) *22,012
G4	CHI	1	1	1	-	3	6	11	7	-	24	0-2	6-12	Sharp
5/7	MIN	0	0	0	-	0	7	6	12	-	25	0-6	2-4	Crawford (25-25)
G5	MIN	0	1	0	-	1	10	8	4	-	22	0-2	5-18	HARDING (5-6); Kuemper (16-18) *19,378
5/9	CHI	1	3	1	-	5	10	13	10	-	33	1-2	3-6	HARDING (15-18); Kuemper (13-15)
TOTALS		1	2	3	OT	F	1	2	3	OT	T	Power Plays (Percentage)	Penalties/Minutes	Goalies (Record, Saves-Shots)
	CHI	4	6	6	1	17	48	56	54	11	169	2-13 (15.4)	20-40	Crawford (4-1, 132-139)
	MIN	2	2	2	1	7	45	50	36	8	139	0-17 (0.0)	18-44	Harding (1-4, 123-135); Kuemper (0-0, 29-33)

SERIES NOTES

The Wild fell to Chicago in five games in the First Round series. It was the fourth all-time postseason appearance for Minnesota. Matt Cullen led the Wild in points (0-3=3), while seven different Wild players scored one goal. After Niklas Backstrom was hurt in warm-ups of Game 1, Josh Harding started all five games. Patrick Sharp had three GWG in the series for Chicago. Jason Zucker became the first Wild rookie to record an overtime goal in the playoffs, scoring in Game 3 at Grand Casino Arena. Chicago went on to win the Stanley Cup.





2008 PLAYOFF STATISTICS

#	POS	PLAYER	GP	TOI/G	G	A	PTS	+/-	PIM	PPG	SHG	GWG	SOG	SH%
12	LW	Brian Rolston	6	22:26	2	4	6	4	8	0	1	0	31	6.5
9	C	Mikko Koivu	6	21:56	4	1	5	0	4	0	1	0	20	20.0
96	RW	Pierre-Marc Bouchard	6	17:46	2	2	4	1	2	1	0	1	18	11.1
38	RW	Pavol Demitra	6	21:08	1	2	3	0	2	1	0	0	15	6.7
17	LW	Todd Fedoruk	6	13:37	1	1	2	-2	16	1	0	0	5	20.0
3	D	Keith Carney	6	15:12	1	1	2	2	0	0	0	1	2	50.0
8	D	Brent Burns	6	27:34	0	2	2	0	6	0	0	0	17	0.0
34	LW	Aaron Voros	5	10:39	1	0	1	-1	16	0	0	0	10	10.0
5	D	Kim Johnsson	6	28:08	0	1	1	-1	18	0	0	0	12	0.0
15	C	James Sheppard	6	10:36	0	1	1	-1	4	0	0	0	4	0.0
10	RW	Marian Gaborik	6	21:51	0	1	1	-3	4	0	0	0	25	0.0
33	D	Petteri Nummelin	4	16:16	0	1	1	-1	0	0	0	0	10	0.0
19	LW	Stephane Veilleux	6	15:42	0	0	0	-2	27	0	0	0	13	0.0
24	LW	Derek Boogaard	6	4:48	0	0	0	-1	24	0	0	0	0	0.0
41	D	Martin Skoula	6	26:40	0	0	0	-1	0	0	0	0	3	0.0
25	C	Eric Belanger	6	18:34	0	0	0	-1	4	0	0	0	9	0.0
6	D	Sean Hill	5	10:53	0	0	0	-2	4	0	0	0	1	0.0
92	RW	Branko Radivojevic	2	14:35	0	0	0	0	0	0	0	0	2	0.0
11	LW	Chris Simon	2	6:54	0	0	0	-1	0	0	0	0	0	0.0
2	D	Erik Reitz	2	6:17	0	0	0	-1	0	0	0	0	0	0.0
55	D	Nick Schultz	1	16:11	0	0	0	0	0	0	0	0	0	0.0
21	RW	Mark Parrish	1	5:04	0	0	0	0	0	0	0	0	1	0.0
67	LW	Benoit Pouliot	1	10:16	0	0	0	1	0	0	0	0	2	0.0
83	RW	Matt Foy	1	6:49	0	0	0	0	0	0	0	0	0	0.0
#	GOALTENDER		GP	GS	W	L	SA	SV	SV%	GA	GAA	SO	MIN	PIM
32	Niklas Backstrom		6	6	2	4	170	153	.900	17	2.83	0	361	0
29	Josh Harding		1	0	0	0	11	11	1.00	0	0.00	0	20	0



2008 PLAYOFF RESULTS

2008 FIRST ROUND														
#3 MINNESOTA WILD vs. #6 COLORADO AVALANCHE														
Wild loses series 4-2 (Wild 1-2 at Grand Casino Arena, 1-2 at Colorado)														
DATE	OPP.	Scoring By Period					Shots By Period					Power Plays	Penalties/Minutes	Game-Winning Goal
G1	COL	1	2	3	OT	F	1	2	3	OT	T			(Saves-Shots)
4/9	MIN	0	0	2	0	2	11	9	8	2	30	1-5	2-4	Sakic
G2	COL	1	0	1	0	2	8	8	10	0	26	1-4	4-8	
4/11	MIN	0	0	2	1	3	7	7	16	1	31	1-3	5-10	Carney (1)
G3	MIN	0	0	2	1	3	9	14	4	12	39	0-4	7-14	Bouchard (1)
4/14	COL	1	0	1	0	2	12	17	10	7	46	0-6	5-10	
G4	MIN	0	0	1	-	1	7	7	11	-	25	0-5	25-101	
4/15	COL	3	2	0	-	5	18	11	11	-	40	2-13	12-43	Wolski
G5	COL	1	0	2	-	3	6	8	3	-	17	2-3	3-6	Stastny
4/17	MIN	1	0	1	-	2	17	15	8	-	40	1-3	3-6	
G6	MIN	0	1	0	-	1	11	15	9	-	35	0-1	3-6	
4/19	COL	1	1	0	-	2	11	8	11	-	30	0-3	1-2	Smyth
TOTALS		1	2	3	OT	F	1	2	3	OT	T	(Percentage)	Penalties/Minutes	Goalkeepers (Record, Saves-Shots)
	COL	7	5	4	1	17	57	57	57	10	181	6-30 (20.0)	31-81	Theodore (4-2, 188-200)
	MIN	1	1	8	2	12	62	67	56	15	200	3-21 (14.3)	45-141	Backstrom (2-4, 153-170); Harding (0-0, 11-11)

SERIES NOTES

The Wild fell in six games to the Colorado Avalanche in the First Round series. It was the third all-time postseason appearance for Minnesota. Brian Rolston led the team in points (2-4=6) and assists. Mikko Koivu led the team in goals with four and tied a franchise record by scoring in four consecutive games to start the series (4/9-4/15). Niklas Backstrom started all six games for the Wild and went 2-4 with a 2.82 GAA and a .900 SV%. For Colorado, Jose Theodore stopped 188-of-200 shots faced (.940 SV%), a franchise record for saves by an opposing goaltender in a series besting Patrick Roy's mark in 2003 of 161 saves. Joe Sakic led the Avalanche with six points (2-4=6) against the Wild. Andrew Brunette's three goals led Colorado and Sakic and Peter Forsberg both notched four assists to lead the Avs. The first three games of the series went to overtime, continuing a streak from 2003 that saw the final two games of First Round between these two teams go to overtime. All five games had 3-2 final scores. The Wild set playoff franchise records with 101 PIM, 25 penalties taken and 13 short-handed opportunities in a 5-1 loss in Game 4 at the Pepsi Center. The Wild lost Game 5 despite setting a franchise record for shots in a period with 17 in the first stanza and totaling 40 shots overall (which tied a franchise record). In Game 6, Aaron Voros tallied his first career playoff goal to tie the score in the second period but the Avs won 2-1 to take the series.





2007 PLAYOFF STATISTICS

#	POS	PLAYER	GP	TOI/G	G	A	PTS	+/-	PIM	PPG	SHG	GWG	SOG	SH%
10	RW	Marian Gaborik	5	19:31	3	1	4	3	8	1	1	1	18	16.7
38	C	Pavol Demitra	5	19:47	1	3	4	-1	0	0	0	0	9	11.1
96	RW	Pierre-Marc Bouchard	5	14:48	1	1	2	-3	0	0	0	0	2	50.0
12	C	Brian Rolston	5	20:25	1	1	2	-2	4	0	0	0	23	4.3
33	D	Petteri Nummelin	3	19:59	1	1	2	1	0	1	0	0	5	20.0
26	D	Kurtis Foster	3	18:38	0	2	2	0	0	0	0	0	5	0.0
21	RW	Mark Parrish	5	15:46	1	0	1	2	0	0	0	0	13	7.7
9	C	Mikko Koivu	5	17:43	1	0	1	-1	4	0	0	0	8	12.5
55	D	Nick Schultz	5	18:05	0	1	1	-3	0	0	0	0	4	0.0
37	C	Wes Walz	5	11:50	0	1	1	1	4	0	0	0	9	0.0
8	D	Brent Burns	5	18:59	0	1	1	1	14	0	0	0	12	0.0
24	LW	Derek Boogaard	5	5:59	0	1	1	0	20	0	0	0	1	0.0
41	D	Martin Skoula	5	19:02	0	0	0	2	4	0	0	0	5	0.0
19	LW	Stephane Veilleux	5	12:39	0	0	0	0	4	0	0	0	6	0.0
3	D	Keith Carney	5	13:57	0	0	0	1	4	0	0	0	1	0.0
92	LW	Branko Radivojevic	5	14:14	0	0	0	-1	2	0	0	0	9	0.0
28	C	Todd White	4	14:18	0	0	0	-1	0	0	0	0	6	0.0
17	C	Wyatt Smith	4	11:01	0	0	0	0	0	0	0	0	2	0.0
5	D	Kim Johnsson	4	23:06	0	0	0	-1	2	0	0	0	4	0.0
18	RW	Adam Hall	3	10:06	0	0	0	0	7	0	0	0	2	0.0
#	GOALTENDER	GP	GS	W	L	SA	SV	SV%	GA	GAA	SO	A	MIN	PIM
32	Niklas Backstrom	5	5	1	4	145	134	.924	11	2.22	0	1	296:39	2



2007 PLAYOFF RESULTS



2007 FIRST ROUND														
#7 MINNESOTA WILD vs. #2 ANAHEIM DUCKS														
Wild loses series, 4-1 (Wild 1-1 at Grand Casino Arena, 0-3 at Anaheim)														
DATE	OPP.	Scoring By Period					Shots By Period					Power Plays	Penalties/Minutes	Game-Winning Goal
G1	MIN	0	1	0	—	1	11	8	6	—	25	0-4	4-8	Backstrom (32-34)
4/11	ANA	0	1	1	—	2	13	9	12	—	34	0-3	5-10	Penner
G2	MIN	0	1	1	—	2	9	10	13	—	32	0-6	9-29	Backstrom (22-25)
4/13	ANA	1	2	0	—	3	11	8	6	—	25	2-4	11-33	Getzlaf
G3	ANA	1	0	1	—	2	7	6	6	—	19	1-4	7-14	R. Niedermayer
4/15	MIN	0	0	1	—	1	6	8	6	—	20	1-5	6-12	Backstrom (17-19)
G4	ANA	0	1	0	—	1	9	11	9	—	29	1-4	9-48	BRYZGALOV (32-36); Giguere (4-4)
4/17	MIN	0	1	3	—	4	14	11	15	—	40	1-7	4-14	Gaborik (1)
G5	MIN	0	1	0	—	1	6	11	10	—	27	0-5	5-10	Backstrom (35-38)
4/19	ANA	1	1	2	—	4	11	22	6	—	39	1-4	6-12	Getzlaf
TOTALS		Scoring By Period					Shots By Period					Power Plays (Percentage)	Penalties/Minutes	Goaltenders (Record, Saves-Shots)
	ANA	3	5	4	—	12	51	56	39	—	146	5-19 (26.3)	38-117	Bryzgalov (3-1, 105-113); Giguere (1-0, 30-31)
	MIN	0	4	5	—	9	46	48	50	—	144	2-27 (7.4)	28-73	Backstrom (1-4, 134-145)

SERIES NOTES

The Wild fell in five games to the Anaheim Ducks in the First Round series. It was the second all-time postseason appearance for Minnesota. Wild goaltender Niklas Backstrom went 1-4 in his first Stanley Cup Playoffs, posting a 2.22 GAA and a .924 SV%. Marian Gaborik and Pavol Demitra each paced the Wild with four points apiece. Gaborik also led the Wild with three postseason goals, while Demitra was the team-leader with three playoff assists. Ilya Bryzgalov went 3-1 in the first four games of the series, stopping 105 of the 113 shots he faced (.929). J.S. Giguere went 1-0 and stopped 30 of the 31 shots he faced in two appearances. The Ducks won the first three games of the series, extending their postseason winning streak against the Wild to seven games before Minnesota claimed a 4-1 win in Game 4. The Wild victory improved Minnesota's record in playoff elimination games to 7-1. The Wild's season ended with a loss in Game 5 at Anaheim. Gaborik scored a short-handed goal in the first to knot the game at one before Anaheim scored three unanswered goals, including an empty-netter, to give them a 4-1 victory in the game and the series.





2003 PLAYOFF STATISTICS

#	POS	PLAYER	GP	TOI/G	G	A	PTS	+/-	PIM	PPG	SHG	GWG	SOG	SH%
10	RW	Marian Gaborik	18	18:09	9	8	17	2	6	4	0	0	52	17.3
37	C	Wes Walz	18	17:19	7	6	13	5	14	0	2	2	29	24.1
15	LW	Andrew Brunette	18	15:01	7	6	13	-3	4	4	0	1	33	21.2
33	RW	Sergei Zholtok	18	15:39	2	11	13	-7	0	1	0	0	34	5.9
7	C	Cliff Ronning	17	16:35	2	7	9	-3	4	1	0	0	37	5.4
11	LW	Pascal Dupuis	16	16:53	4	4	8	0	8	2	0	1	36	11.1
17	D	Filip Kuba	18	26:39	3	5	8	-8	24	3	0	0	21	14.3
18	RW	Richard Park	18	17:00	3	3	6	-2	4	0	0	1	26	11.5
14	C	Darby Hendrickson	17	16:57	2	3	5	1	4	0	0	1	22	9.1
28	LW	Jeremy Stevenson	14	12:24	0	5	5	0	12	0	0	0	17	0.0
24	LW	Antti Laaksonen	16	16:34	1	3	4	-3	4	0	0	0	25	4.0
2	D	Willie Mitchell	18	24:46	1	3	4	5	14	0	0	0	18	5.6
23	RW	Jason Marshall	15	10:50	1	1	2	-1	16	0	0	1	12	8.3
77	D	Lubomir Sekeras	15	16:53	1	1	2	-2	6	1	0	1	13	7.7
34	C	Jim Dowd	15	12:58	0	2	2	-1	0	0	0	0	24	0.0
96	C	Pierre-Marc Bouchard	5	13:15	0	1	1	-1	2	0	0	0	8	0.0
20	D	Andrei Zyuzin	18	23:05	0	1	1	-3	14	0	0	0	30	0.0
55	D	Nick Schultz	18	19:37	0	1	1	5	10	0	0	0	5	0.0
5	D	Brad Bombardir	4	14:52	0	0	0	-1	0	0	0	0	1	0.0
16	RW	Bill Muckalt	5	11:17	0	0	0	-3	0	0	0	0	4	0.0
4	D	Brad Brown	11	8:16	0	0	0	-1	16	0	0	0	0	0.0
12	LW	Matt Johnson	12	6:36	0	0	0	0	25	0	0	0	2	0.0
#	GOALTENDER		GP	W	L	SA	GA	GAA	SV	SV%	SO	A	PIM	MIN
35	Manny Fernandez		9	3	4	253	18	1.96	235	.929	0	0	0	552
30	Dwayne Roloson		11	5	6	257	25	2.59	232	.903	0	0	4	579



2003 PLAYOFF RESULTS

2003 FIRST ROUND																
#6 MINNESOTA WILD vs. #3 COLORADO AVALANCHE																
Wild wins series, 4-3 (Wild 1-2 at Grand Casino Arena, 3-1 at Colorado)																
DATE	OPP.	Scoring By Period					Shots By Period					Power Plays	Penalties/ Minutes	Game-Winning Goal	Goalie (Saves-Shots)	Attn.
		1	2	3	OT	F	1	2	3	OT	T					
G1	MIN	0	3	1	—	4	3	14	10	—	27	2-3	3/6	Walz (1)	Roloson (39-41)	
4/10	COL	0	1	1	—	2	18	14	9	—	41	0-3	3/6		Roy (23-27)	*18,007
G2	MIN	1	0	1	—	2	4	12	10	—	26	1-5	9/18		Roloson (25-28)	
4/12	COL	2	0	1	—	3	13	10	5	—	28	1-6	7/14	Willisie	Roy (24-26)	*18,007
G3	COL	1	1	1	—	3	8	5	5	—	18	1-4	8/16	Tanguay	Roy (18-18)	
4/14	MIN	0	0	0	—	0	7	8	3	—	18	0-6	6/12		Roloson (15-18)	*19,354
G4	COL	2	0	1	—	3	7	6	8	—	21	1-3	3/6	Sakic	Roy (24-25)	
4/16	MIN	0	0	1	—	1	10	5	10	—	25	1-3	3/6	ROLOSON (2-4); Fernandez (16-17)	*19,350	
G5	MIN	1	2	0	—	3	7	14	7	—	28	1-6	6/12	Dupuis (1)	Fernandez (26-28)	
4/19	COL	0	0	2	—	2	8	5	15	—	28	0-6	6/12		Roy (25-28)	*18,007
G6	COL	0	0	2	0	2	9	4	11	0	24	0-1	2/4		Roy (20-23)	
4/21	MIN	0	0	2	1	3	7	8	4	4	23	0-2	1/2	Park (1)	Fernandez (22-24)	*19,350
G7	MIN	0	1	1	1	3	8	6	14	2	30	2-4	4/8	Brunette (1)	Fernandez (43-45)	
4/22	COL	0	1	1	0	2	12	17	10	6	45	1-3	5/10		Roy (27-30)	*18,007
TOTALS	Scoring By Period					Shots By Period					Power Plays (Percentage)	Penalties/ Minutes	Goaltenders (Record, Saves-Shots)			
	1	2	3	OT	F	1	2	3	OT	T						
	COL	5	3	9	0	17	75	61	63	6			205	4-27	34-68	Roy (3-4, 161-177)
	MIN	2	6	6	2	16	46	67	58	6	177	7-29	32-64	Roloson (1-3, 81-91); Fernandez (3-0, 107-114)		

SERIES NOTES

The Minnesota Wild, in its first-ever playoff series, made NHL history. The club became only the eighth team in NHL history to win the first playoff series it competed in. Minnesota also became only the eighth NHL team to come back from a 3-1 deficit and win Games 5 and 7 on the road. Andrew Brunette scored the series-clinching goal, beating Patrick Roy, at 3:25 of overtime in Game 7 at Pepsi Center. Manny Fernandez started and won the final three games of the series. Overall, the netminder was 3-0 and stopped 107-of-114 shots faced in four games played. Brunette (3-3=6), Marian Gaborik (4-2=6) and Sergei Zholtok (0-6=6) finished tied for the team lead in scoring with six points in seven games versus Colorado. The Wild earned a victory in the franchise's first-ever playoff game with a 4-2 win over Colorado in Game 1 at Pepsi Center. Filip Kuba scored the club's first playoff goal and Dwayne Roloson earned the first playoff win in net. The Avalanche rebounded to win the following three games, including two in Saint Paul, and took a commanding 3-1 series advantage. In the first playoff game at Grand Casino Arena, Minnesota fell to Colorado, 3-0. Roy posted his NHL playoff-record 23rd shutout in the win. Facing elimination on the road in Game 5, the Wild raced to a 3-0 second period lead and forced Game 6 back in Minnesota with a 3-2 victory. The Wild earned its first home playoff win and first overtime playoff victory, 3-2, in Game 6 at Grand Casino Arena. Richard Park scored the game-winning goal at 4:22 of the extra session. The tally was his second of the game, marking the franchise's first-ever two-goal playoff game and set the stage for Minnesota's historic Game 7 victory.

2003 SECOND ROUND																
#6 MINNESOTA WILD vs. #4 VANCOUVER CANUCKS																
Wild wins series, 4-3 (Wild 1-2 at Grand Casino Arena, 3-1 at Vancouver)																
DATE	OPP.	Scoring By Period					Shots By Period					Power Plays	Penalties/ Minutes	Game-Winning Goal	Goalie (Saves-Shots)	Attn.
		1	2	3	OT	F	1	2	3	OT	T					
G1	MIN	1	0	2	0	3	5	5	10	1	21	1-2	5-10		Fernandez (35-39)	
4/25	VAN	0	1	2	1	4	7	16	12	4	39	1-4	3-6	Klatt	Cloutier (18-21)	*18,514
G2	MIN	0	1	2	-	3	8	7	3	-	18	0-3	9-42	Walz (2)	Roloson (29-31)	
4/27	VAN	0	1	1	-	2	8	11	12	-	31	0-3	8-32		Cloutier (15-18)	*18,514
G3	VAN	1	2	0	-	3	3	7	3	-	13	3-6	9-21	D. Sedin	Cloutier (16-18)	
4/29	MIN	1	1	0	-	2	5	8	5	-	18	2-7	8-19		Roloson (15-18)	*19,394
G4	VAN	0	0	2	1	3	11	6	9	4	30	1-6	5-10	Sopel	Cloutier (25-27)	
5/2	MIN	1	0	1	0	2	9	8	6	4	27	0-4	7-14		Fernandez (27-30)	*19,386
G5	MIN	1	5	1	-	7	9	12	5	-	26	1-5	6-12	Marshall (1)	Roloson (25-27)	
5/5	VAN	1	1	0	-	2	9	6	12	-	27	0-3	8-16		CLOUTIER (15-21); Auld (4-5)	*18,514
G6	VAN	0	0	1	-	1	12	7	12	-	31	1-4	8-16		Cloutier (18-23)	
5/7	MIN	0	2	3	-	5	4	12	7	-	23	3-5	7-14	Sekeras (1)	Roloson (30-31)	*19,350
G7	MIN	0	1	3	-	4	6	4	6	-	16	1-2	0-0	Hendrickson (1)	Roloson (24-26)	
5/8	VAN	0	2	0	-	2	12	7	7	-	26	0-0	2-4		Cloutier (12-16)	*18,514
TOTALS	Scoring By Period					Shots By Period					Power Plays (Percentage)	Penalties/ Minutes	Goaltenders (Record, Saves-Shots)			
	1	2	3	OT	F	1	2	3	OT	T						
	VAN	2	7	6	2	17	62	60	67	8	197	6-26 (23.1)	43-105		Cloutier (3-4, 119-144); Auld (0-0, 4-5)	
MIN	4	10	12	0	26	46	56	42	5	149	8-28 (28.6)	42-111		Fernandez (0-2, 62-69); Roloson (4-1, 123-130)		



2003 PLAYOFF RESULTS

ALL-TIME PLAYOFF OVERTIME RESULTS



SERIES NOTES

For the second straight series, the Minnesota Wild overcame a 3-games-to-1 deficit, this time defeating the Vancouver Canucks in a Second Round series, 4-3. The Wild became the first team in NHL history to come back from a 3-1 deficit twice in the same postseason and also became only the second club ever to win two Game 7's on the road in the same playoff year. The win also raised the team's record to 6-0 in its first six "elimination games." Minnesota outscored the Canucks 16-5 over the final three games of the series. Marian Gaborik led all scorers with five goals and 11 points (5-6=11) in seven games. Wes Walz tied for the team lead in goals with five and finished the seven-game series with nine points (5-4=9). Dwayne Roloson won Games 5, 6 and 7 and finished the series with a 4-1 record and only seven goals allowed in 130 shots faced. Minnesota battled back from a 2-0 second period hole to earn a 4-2 win over Vancouver in Game 7 at GM Place. Darby Hendrickson scored the game-winning goal with just under six minutes to play as the Wild earned its first-ever trip to the Western Conference Final. The two teams split the first two games of the series at GM Place with the Canucks winning Game 1, 4-3 in overtime, and the Wild capturing Game 2, 3-2. Vancouver seized control of the series with two road wins at Grand Casino Arena, including a 3-2 overtime victory in Game 4. Minnesota staved off elimination thanks to five second-period goals and a 7-2 road win in Game 5. The Wild scored five more goals in a 5-1 Game 6 victory at Grand Casino Arena. Gaborik posted his third consecutive multi-point game (0-2=2) and Andrew Brunette scored a pair of goals to set up another historic Game 7 showdown.

2003 WESTERN CONFERENCE FINAL #6 MINNESOTA WILD vs. #7 MIGHTY DUCKS OF ANAHEIM Wild loses series, 4-0 (Wild 0-2 at Grand Casino Arena, 0-2 at Anaheim)													
DATE	OPP.	Scoring By Period					Shots By Period					Power Plays	Penalties/Minutes
		1	2	3	OT	F	1	2	3	OT	T		Goal (Saves-Shots)
G1	ANA	0	0	0	1	1	6	7	4	8/1	26	0-1	5/10
5/10	MIN	0	0	0	0	0	8	11	10	7/3	39	0-5	1/2
G2	ANA	0	1	1	—	2	7	10	5	—	22	0-3	3/6
5/12	MIN	0	0	0	—	0	9	6	9	—	24	0-3	3/6
G3	MIN	0	0	0	—	0	16	7	12	—	35	0-4	5/10
5/14	ANA	1	3	0	—	4	11	12	9	—	32	0-4	5/10
G4	MIN	1	0	0	—	1	8	10	7	—	25	1-4	5/10
5/16	ANA	1	1	0	—	2	9	13	6	—	28	2-3	6/12
TOTALS		1	2	3	OT	F	1	2	3	OT	T	Power Plays (Percentage)	Penalties/Minutes
	ANA	2	5	1	1	9	33	42	24	8/1	108	2-11 (18.2)	19-38
	MIN	1	0	0	0	1	39	34	38	7/3	123	1-16 (6.3)	14-28

SERIES NOTES

The Wild fell in four games to the Mighty Ducks of Anaheim during the club's first-ever appearance in the Western Conference Final. Ducks goaltender J.S. Giguere posted a 4-0 mark in the series, turned aside 122-of-123 shots faced and recorded a 212:43 shutout streak. Minnesota's season came to an end with a 2-1 defeat in Game 4 at Arrowhead Pond of Anaheim. Andrew Brunette netted the Wild's lone goal of the series and staked the team to a 1-0 advantage in its seventh "elimination game" of the post season. The Ducks answered with a pair of goals from Adam Oates to clinch the Western Conference crown. The Wild lost its home-ice advantage in the series when it dropped Game 1 at Grand Casino Arena, 1-0, in double overtime. The game marked the franchise's first-ever, double-overtime Stanley Cup Playoff game. Minnesota was shutout in back-to-back games for the first time in its playoff history when it dropped Game 2 to Anaheim, 2-0, in Saint Paul. Both Mighty Ducks goals were shorthanded and Giguere ran his playoff scoreless streak to 148:06 with the win. The Wild fell behind 3-0 in the series when it lost Game 3 in Anaheim, 4-0.

Date	Opponent	Game/ Series	Score	Goal Scorer	Time/OT	Series Winner
4/21/03	vs. Colorado	6/First Round	3-2	Richard Park	4:22/OT	Minnesota (4-3)
4/22/03	@ Colorado	7/First Round	3-2	Andrew Brunette	3:25/OT	Minnesota (4-3)
4/25/03	@ Vancouver	1/Second Round	3-4	Trent Klatt	3:42/OT	Minnesota (4-3)
5/02/03	vs. Vancouver	4/Second Round	2-3	Brent Sopel	15:52/OT	Minnesota (4-3)
5/10/03	vs. Anaheim	1/Con. Final	0-1	Petr Sykora	8:06/2OT	Anaheim (4-0)
4/09/08	vs. Colorado	1/First Round	2-3	Joe Sakic	11:11/OT	Colorado (4-2)
4/11/08	vs. Colorado	2/First Round	3-2	Keith Carney	1:14/OT	Colorado (4-2)
4/14/08	@ Colorado	3/First Round	3-2	Pierre-Marc Bouchard	11:58/OT	Colorado (4-2)
4/30/13	@ Chicago	1/First Round	1-2	Bryan Bickell	16:35/OT	Chicago (4-1)
5/5/13	vs. Chicago	3/First Round	3-2	Jason Zucker	2:15/OT	Chicago (4-1)
4/17/14	@ Colorado	1/First Round	4-5	Paul Stastny	7:27/OT	Minnesota (4-3)
4/21/14	vs. Colorado	3/First Round	1-0	Mikael Granlund	5:08/OT	Minnesota (4-3)
4/26/14	@ Colorado	5/First Round	3-4	Nathan MacKinnon	3:27/OT	Minnesota (4-3)
4/30/14	@ Colorado	7/First Round	5-4	Nino Niederreiter	5:02/OT	Minnesota (4-3)
5/13/14	vs. Chicago	6/Second Round	1-2	Patrick Kane	9:42/OT	Chicago (4-2)
4/22/16	@ Dallas	5/First Round	5-4	Mikko Koivu	4:55/OT	Dallas (4-2)
4/12/17	vs. St. Louis	1/First Round	1-2	Joel Edmundson	17:48/OT	St. Louis (4-1)
4/22/17	vs. St. Louis	5/First Round	3-4	Magnus Paajarvi	9:42/OT	St. Louis (4-1)
8/7/20	vs. Vancouver	4/Con. Qualif.	4-5	Christopher Tanev	0:11/OT	Vancouver (3-1)
5/16/21	@ Vegas	1/First Round	1-0	Joel Eriksson Ek	3:20/OT	Vegas (4-3)
4/17/23	@ Dallas	1/First Round	3-2	Ryan Hartman	12:20/2OT	Dallas 4-2
4/26/25	vs. Vegas	4/First Round	4-3	Ivan Barbashev	17:26/OT	Vegas 4-2
4/29/25	at Vegas	5/First Round	3-2	Brett Howden	4:05/OT	Vegas 4-2

PLAYOFF OT RECORD: 10-13 • PLAYOFF OT HOME RECORD: 4-8 • PLAYOFF OT ROAD RECORD: 6-5



PLAYOFF RECORD BOOK

TEAM RECORDS

PLAYOFF HISTORY

CONFERENCE FINAL APPEARANCES

1 - 2003

SECOND ROUND APPEARANCES

3 - 2003, 2014, 2015

PLAYOFF APPEARANCES

14 - 2003, 2007, 2008, 2013, 2014, 2015, 2016, 2017, 2018, 2020, 2021, 2023, 2025

GAMES PLAYED, TOTAL: 102

GAMES WON, TOTAL: 36

GAMES LOST, TOTAL: 66

GAMES

GAMES PLAYED, SEASON

18 - 2003

At Home:

8 - 2003

On Road:

10 - 2003

MOST GAMES PLAYED, SERIES

7 - 4x, last, 2021 First Round vs. VGK

FEWEST GAMES PLAYED, SERIES

4 - 3x, last, 2020, Qualifying Round vs. VAN

WINS

WINS, SEASON

8 - 2003

At Home:

5 - 2014

On Road:

6 - 2003

MOST WINS, SERIES

4 - 4x, last, 2015, First Round vs. STL

FEWEST WINS, SERIES

0 - 2x, last, 2015, Second Round vs. CHI

LOSSES

LOSSES, SEASON

10 - 2003

At Home:

6 - 2003

On Road:

6 - 2014

MOST LOSSES, SERIES

4 - 13x, last, 2025, First Round vs. VGK

FEWEST LOSSES, SERIES

2 - 2015, First Round vs. STL

OVERTIME

OVERTIME GAMES, TOTAL: 23

OVERTIME WINS, TOTAL: 10

OVERTIME LOSSES, TOTAL: 13

OVERTIME GAMES, SEASON

5 - 2x, last, 2014

At Home:

3 - 2003

On Road:

3 - 2014

OVERTIME GAMES, SERIES

4 - 2014, First Round vs. COL

At Home:

2 - 2x, last, 2017, First Round vs. STL

On Road:

3 - 2014, First Round vs. COL

OVERTIME WINS, SEASON

2 - 3x, last, 2014

At Home:

2 - 3x, last, 2013

On Road:

1 - 6x, last, 2023

OVERTIME WINS, SERIES

2 - 3x, last, 2014, First Round vs. COL

At Home:

1 - 4x, last, 2014, First Round vs. COL

On Road:

1 - 6x, last, 2023, First Round vs. DAL

OVERTIME LOSSES, SEASON

3 - 2x, last, 2014

At Home:

2 - 2x, last, 2017

On Road:

2 - 2014

OVERTIME LOSSES, SERIES

2 - 4x, last, 2025, First Round vs. VGK

At Home:

2 - 2017, First Round vs. STL

On Road:

2 - 2014, First Round vs. COL

LONGEST OVERTIME GAME

32:20 - 4/17/23, 3-2 (2OT) win at DAL (R1-Game 1)

At Home:

28:06 - 5/10/03, 1-0 (OT) loss vs. ANA (CF-Game 1)

On Road:

32:20 - 4/17/23, 3-2 (2OT) win at DAL (R1-Game 1)

SHORTEST OVERTIME GAME

0:11 - 8/7/20, 5-4 (OT) loss vs. VAN (QR-Game 4)

At Home:

0:11 - 8/7/20, 5-4 (OT) loss vs. VAN (QR-Game 4)

On Road:

3:20 - 5/16/21, 1-0 (OT) win at VGK (R1-Game 1)

MARGINS

LARGEST MARGIN OF VICTORY, GAME

5 - 5/5/03 in 7-2 win at VAN (R2-Game 5)

At Home:

4 - 4x, last, 5/4/22 in 6-2 win vs. STL (R1-Game 2)

On Road:

5 - 5/5/03 in 7-2 win at VAN (R2-Game 5)

LARGEST MARGIN OF DEFEAT, GAME

5 - 2x, last, 4/20/18 in 5-0 loss at WPG (R1-Game 5)

At Home:

5 - 4/22/15 in 6-1 loss vs. STL (R1-Game 4)

On Road:

5 - 4/20/18 in 5-0 loss at WPG (R1-Game 5)

STREAKS

LONGEST WINNING STREAK

3 - 2x, last, 5/5-5/8/03

At Home:

5 - 4/21-5/9/14

On Road:

3 - 2x, last, 5/5-5/8/03

LONGEST LOSING STREAK

4 - 2x, last, 5/1-5/7/15

At Home:

3 - 4/12-4/22/17

On Road:

3 - 4x, last, 5/2-5/11/14

LONGEST SHUTOUT STREAK

98:33 - 4/21-4/24/14

At Home:

98:33 - 4/21-4/24/14

On Road:

95:45 - 5/16-5/18/21

PLAYOFF RECORD BOOK



TEAM RECORDS

LONGEST SCORELESS STREAK

215:26 - 5/8-5/16/03

At Home:

157:29 - 5/7-5/12/03

On Road:

112:42 - 4/14-4/16/16

GOALS

MOST GOALS, SEASON

43 - 2003

At Home:

17 - 2014

On Road:

30 - 2003

MOST GOALS AGAINST, SEASON

43 - 2003

At Home:

18 - 2003

On Road:

28 - 2014

MOST GOALS, SERIES

26 - 2003, Second Round vs. VAN (7G)

At Home:

11 - 2016 First Round vs. DAL (6G)

On Road:

17 - 2003, Second Round vs. VAN (7G)

MOST GOALS, 4-GAME SERIES:

10 - 2020, Qualifying Round vs. VAN

At Home:

4 - 2020, Qualifying Round vs. VAN

On Road:

6 - 2020, Qualifying Round vs. VAN

MOST GOALS, 5-GAME SERIES:

9 - 2x, last, 2018, First Round vs. WPG

At Home:

6 - 2018, First Round vs. WPG

On Road:

4 - 2x, last, 2013 First Round vs. CHI

MOST GOALS, 6-GAME SERIES:

19 - 2025, First Round vs. VGK

At Home:

11 - 2016, First Round vs. DAL

On Road:

9 - 2x, last, 2025, First Round vs. VGK

MOST GOALS, 7-GAME SERIES

26 - 2003, Second Round vs. VAN

At Home:

9 - 2003, Second Round vs. VAN

On Road:

17 - 2003, Second Round vs. VAN

FEWEST GOALS, SERIES

1 - 2003, Conference Final vs. ANA (4G)

At Home:

0 - 2003, Conference Final vs. ANA (4G)

On Road:

1 - 2003, Conference Final vs. ANA (4G)

FEWEST GOALS, 4-GAME SERIES

1 - 2003, Conference Final vs. ANA

At Home:

0 - 2003, Conference Final vs. ANA

On Road:

1 - 2003, Conference Final vs. ANA

FEWEST GOALS, 5-GAME SERIES:

7 - 2013, First Round vs. CHI

At Home:

3 - 2013, First Round vs. CHI

On Road:

3 - 2x, last, 2018, First Round vs. WPG

FEWEST GOALS, 6-GAME SERIES:

12 - 2008, First Round vs. COL

At Home:

7 - 2008, First Round vs. COL

On Road:

4 - 2014, Second Round vs. CHI

FEWEST GOALS, 7-GAME SERIES

13 - 2021, First Round vs. VGK

At Home:

4 - 2003, First Round vs. COL

On Road:

8 - 2021, First Round vs. VGK

MOST GOALS AGAINST, SERIES

21 - 2x, last, 2023, First Round vs. DAL (6G)

At Home:

11 - 2016, First Round vs. DAL (6G)

On Road:

17 - 2014, First Round vs. COL (7G)

MOST GOALS AGAINST, 4-GAME SERIES

13 - 2015, Second Round vs. CHI

At Home:

8 - 2020, Qualifying Round vs. VAN

On Road:

8 - 2015, Second Round vs. CHI

MOST GOALS AGAINST, 5-GAME SERIES

17 - 2013, First Round vs. CHI

At Home:

8 - 2017, First Round vs. STL

On Road:

12 - 2x, last, 2018, First Round vs. WPG

MOST GOALS AGAINST, 6-GAME SERIES

22 - 2022, First Round vs. STL

At Home:

11 - 2x, last, 2022, First Round vs. STL

On Road:

13 - 2023, First Round vs. DAL

MOST GOALS AGAINST, 7-GAME SERIES

20 - 2x, last, 2021, First Round vs. VGK

At Home:

9 - 2021, First Round vs. VGK

On Road:

17 - 2014, First Round vs. COL

FEWEST GOALS AGAINST, SERIES

9 - 2003, Conference Final vs. ANA (4G)

At Home:

3 - 2x, last, 2014, First Round vs. COL (7G)

On Road:

3 - 2017, First Round vs. STL (5G)

FEWEST GOALS AGAINST, 4-GAME SERIES

9 - 2003, Conference Final vs. ANA

At Home:

3 - 2003, Conference Final vs. ANA

On Road:

4 - 2020, Qualifying Round vs. VAN

FEWEST GOALS AGAINST, 5-GAME SERIES

11 - 2017, First Round vs. STL

At Home:

3 - 2007, First Round vs. ANA

On Road:

3 - 2017, First Round vs. STL

FEWEST GOALS AGAINST, 6-GAME SERIES

14 - 2015, First Round vs. STL

At Home:

4 - 2014, Second Round vs. CHI

On Road:

7 - 2015, First Round vs. STL



PLAYOFF RECORD BOOK

TEAM RECORDS

FEWEST GOALS AGAINST, 7-GAME SERIES

17 - 2x, last, 2003, Second Round vs. VAN

At Home:
3 - 2014, First Round vs. COL

On Road:
9 - 2003, First Round vs. Colorado

MOST GOALS COMBINED, SERIES

43 - 2003, Second Round (MIN-26, VAN-17)

At Home:
22 - 2016, First Round (MIN-11, DAL-11)

On Road:
31 - 2014, First Round (MIN-14, COL-17)

MOST GOALS COMBINED, 4-GAME SERIES

22 - 2020, Qualifying Round (MIN-10, VAN-12)

At Home:
12 - 2020, Qualifying Round (MIN-4, VAN-8)

On Road:
12 - 2015, Second Round (MIN-4, CHI-8)

MOST GOALS COMBINED, 5-GAME SERIES

25 - 2018, First Round (MIN-9, WPG-16)

At Home:
13 - 2017, First Round (MIN-5, STL-8)

On Road:
16 - 2013, First Round (MIN-4, CHI-12)

MOST GOALS COMBINED, 6-GAME SERIES

38 - 2x, last 2022, First Round (MIN-16, STL-22)

At Home:
22 - 2016, First Round (MIN-11, DAL-11)

On Road:
19 - 2x, last, 2023, First Round (MIN-6, DAL-13)

MOST GOALS COMBINED, 7-GAME SERIES

43 - 2003, Second Round (MIN-26, VAN-17)

At Home:
16 - 2003, Second Round (MIN-9, VAN-7)

On Road:
31 - 2014, First Round (MIN-14, COL-17)

FEWEST GOALS COMBINED, SERIES

10 - 2003, Conference Final (MIN-1, ANA-9)

At Home:
3 - 2003, Conference Final (MIN-0, ANA-3)

On Road:
6 - 2017, First Round (MIN-3, STL-3)

FEWEST GOALS COMBINED, 4-GAME SERIES

10 - 2003, Conference Final (MIN-1, ANA-9)

At Home:
3 - 2003, Conference Final (MIN-0, ANA-3)

On Road:
7 - 2003, Conference Final (MIN-1, ANA-6)

FEWEST GOALS COMBINED, 5-GAME SERIES

8 - 2x, last, 2013, First Round (MIN-3, CHI-5)

At Home:
8 - 2007, First Round (MIN-5, ANA-3)

On Road:
6 - 2017, First Round (MIN-3, STL-3)

FEWEST GOALS COMBINED, 6-GAME SERIES

28 - 2014, Second Round (MIN-13, CHI-15)

At Home:
13 - 2014, Second Round (MIN-9, CHI-4)

On Road:
15 - 2008, First Round (MIN-4, COL-9)

FEWEST GOALS COMBINED, 7-GAME SERIES

33 - 2x, last, 2021, First Round (MIN-13, VGK-20)

At Home:
11 - 2014, First Round (MIN-8, COL-3)

On Road:
19 - 2021, First Round (MIN-8, VGK-11)

MOST GOALS, GAME

7 - 5/05/03 in 7-2 win at VAN (R2-Game 5)

At Home:
6 - 5/4/22 in 6-2 win vs. STL (R1-Game 2)

On Road:
7 - 5/05/03 in 7-2 win at VAN (R2-Game 5)

FEWEST GOALS, GAME

0 - 13x, last, 4/25/23 in 4-0 loss vs. DAL (R1-Game 5)

At Home:
0 - 9x, last, 5/2/22 in 4-0 loss vs. STL (R1-Game 1)

On Road:
0 - 4x, last, 4/25/23 in 4-0 loss vs. DAL (R1-Game 5)

MOST GOALS AGAINST, GAME

7 - 4/19/23 in 7-3 loss at DAL (R1-Game 2)

At Home:
6 - 2x, last, 4/15/18 in 6-2 win vs. WPG (R1-Game 3)

On Road:
7 - 4/19/23 in 7-3 loss at DAL (R1-Game 2)

FEWEST GOALS AGAINST, GAME

0 - 7x, last, 5/26/21 in 3-0 win vs. VGK (R1-Game 6)

At Home:
0 - 4x, last, 5/26/21 in 3-0 win vs. VGK (R1-Game 6)

On Road:
0 - 3x, last, 5/16/21 in 1-0 win at VGK (R1-Game 1)

MOST GOALS COMBINED, GAME

10 - 4/19/23 in 7-3 loss at DAL (R1-Game 2)

At Home:
9 - 2x, last, 8/7/20 in 5-4 (OT) loss vs. VAN (QR-Game 4)

On Road:
10 - 4/19/23 in 7-3 loss at DAL (R1-Game 2)

FEWEST GOALS COMBINED, GAME

1 - 4x, last, 5/16/21 in 1-0 (OT) win at VGK (R1-Game 1)

At Home:
1 - 3x, last, 5/5/15 in 1-0 loss vs. CHI (R2-Game 3)

On Road:
1 - 5/16/21 in 1-0 (OT) win at VGK (R1-Game 1)

MOST GOALS, PERIOD

5 - 5/05/03 in 2nd of 7-2 win at VAN (R2-Game 5)

At Home:
4 - 3x, last, 4/15/18 in 2nd of 6-2 win vs. WPG (R1-Game 3)

On Road:
5 - 5/05/03 in 2nd of 7-2 win at VAN (R2-Game 5)

MOST GOALS AGAINST, PERIOD

4 - 2x, last 4/19/23 in 2nd of 7-3 loss at DAL (R1-Game 2)

At Home:
3 - 6x, last, 5/10/22 in 3rd of 5-2 loss vs. STL (R1-Game 5)

On Road:
4 - 2x, last 4/19/23 in 2nd of 7-3 loss at DAL (R1-Game 2)

MOST GOALS COMBINED, PERIOD

6 - 2x, last 4/19/23 in 2nd of 7-3 loss at DAL (R1-Game 2)

(MIN-2, VAN-4)

At Home:
5 - 3x, last, 4/15/18 in 2nd of 6-2 win vs. WPG (R1-Game 3)
(MIN-4, WPG-1)

On Road:
6 - 2x, last 4/19/23 in 2nd of 7-3 loss at DAL (R1-Game 2)
(MIN-2, VAN-4)

POWER PLAY

MOST POWER-PLAY GOALS, SEASON

16 - 2003

At Home:
6 - 2003

On Road:
10 - 2003

MOST POWER-PLAY GOALS AGAINST, SEASON

12 - 2003

At Home:
7 - 2003

On Road:
7 - 2023

MOST POWER-PLAY GOALS, SERIES

8 - 2003, Second Round vs. VAN

At Home:
5 - 2003, Second Round vs. VAN

On Road:
6 - 2003, First Round vs. COL

MOST POWER-PLAY GOALS AGAINST, SERIES

9 - 2023, First Round vs. DAL

At Home:
5 - 2003, Second Round vs. VAN

On Road:
7 - 2023, First Round vs. DAL

MOST POWER-PLAY GOALS, GAME

3 - 5/7/03 in 5-1 win vs. VAN (R2-Game 6)

At Home:
3 - 5/7/03 in 5-1 win vs. VAN (R2-Game 6)

On Road:
2 - 4x, last, 8/2/20 in 3-0 win at VAN (QR-Game 1)

MOST POWER-PLAY GOALS AGAINST, GAME

3 - 2x, last 4/19/23 in 7-3 loss at DAL (R1-Game 2)

At Home:
3 - 4/29/03 in 3-2 loss vs. VAN (R2-Game 3)

On Road:
3 - 4/19/23 in 7-3 loss at DAL (R1-Game 2)

MOST POWER-PLAY GOALS, PERIOD

2 - 6x, last, 5/10/22 in 1st of 5-2 loss vs. STL (R1-Game 5)

At Home:
2 - 5x, last, 5/10/22 in 1st of 5-2 loss vs. STL (R1-Game 5)

On Road:
2 - 4/10/03 in 2nd of 4-2 win at COL (R1-Game 1)

MOST POWER-PLAY GOALS AGAINST, PERIOD

2 - 6x, last, 4/25/23 in 1st of 4-0 loss at DAL (R1-Game 5)

At Home:
2 - 2x, last, 4/20/16 in 2nd of 3-2 loss vs. DAL (R1-Game 4)

On Road:
2 - 4x, last, 4/25/23 in 1st of 4-0 loss at DAL (R1-Game 5)

MOST POWER-PLAY CHANCES, GAME

7 - 3x, last, 8/6/20 in 3-0 loss vs. VAN (QR-Game 3)

At Home:
7 - 3x, last, 8/6/20 in 3-0 loss vs. VAN (QR-Game 3)

On Road:
6 - 3x, last, 8/4/20 in 4-3 loss at VAN (QR-Game 2)

SHORT-HANDED GOALS

MOST SHORT-HANDED GOALS, SEASON

2 - 2x, last, 2008

At Home:
1 - 2x, last, 2025

On Road:
2 - 2x, last, 2008

MOST SHORT-HANDED GOALS AGAINST, SEASON

3 - 2x, last, 2015

At Home:
2 - 2003

On Road:
2 - 2015

MOST SHORT-HANDED GOALS, SERIES

2 - 2008, First Round vs. COL

At Home:
1 - 2x, last 2025, First Round vs. VGK

On Road:
2 - 2008, First Round vs. COL

TEAM RECORDS

MOST SHORT-HANDED GOALS AGAINST, SERIES

2 - 4x, last, 2025, First Round vs. VGK

At Home:
2 - 2003, Conference Final vs. ANA

On Road:
1 - 78x, last, 2025, First Round vs. VGK

MOST SHORT-HANDED GOALS, GAME

1 - 9x, last, 4/24/25 in 5-2 loss vs. VGK (R1-Game 3)

At Home:
1 - 2x, last, 4/24/25 in 5-2 loss vs. VGK (R1-Game 3)

On Road:
1 - 7x, last, 8/4/20 in 4-3 loss at VAN (R1-Game 2)

MOST SHORT-HANDED GOALS AGAINST, GAME

2 - 5/12/03 in 2-0 loss vs. ANA (CF-Game 2)

At Home:
2 - 5/12/03 in 2-0 loss vs. ANA (CF-Game 2)

On Road:
1 - 9x, last, 4/29/25 in 3-2 OTL at VGK (R1-Game 5)

MOST SHORT-HANDED GOALS, PERIOD

1 - 9x, last, 4/24/25 in 3rd of 5-2 win vs. VGK (R1-Game 3)

At Home:
1 - 2x, last, 4/24/25 in 3rd of 5-2 win vs. VGK (R1-Game 3)

On Road:
1 - 7x, last, 8/4/20 in 1st of 4-3 loss at VAN (QR-Game 2)

MOST SHORT-HANDED GOALS AGAINST, PERIOD

1 - 14x, last, 4/29/25 in 1st of 3-2 loss at VGK (R1-Game 5)

At Home:
1 - 6x, last, 4/24/25 in 3rd of 5-2 win vs. VGK (R1-Game 3)

On Road:
1 - 8x, last, 4/29/25 in 1st of 3-2 loss at VGK (R1-Game 5)

MOST SHORT-HANDED SITUATIONS, GAME

13 - 4/15/08 in 5-1 loss at COL (R1-Game 4)

At Home:
7 - 8/6/20 in 3-0 loss vs. VAN (QR-Game 3)

On Road:
13 - 4/15/08 in 5-1 loss at COL (R1-Game 4)

PENALTY MINUTES

MOST PENALTY MINUTES, SEASON

193 - 2003

At Home:
75 - 2003

On Road:
121 - 2008

MOST PENALTY MINUTES, SERIES

141 - 2008, First Round vs. COL

At Home:
48 - 2022, First Round vs. STL

On Road:
121 - 2008, First Round vs. COL

MOST PENALTY MINUTES AGAINST, SERIES

123 - 2007, First Round vs. ANA

At Home:
68 - 2007, First Round vs. ANA

On Road:
76 - 2023, First Round vs. DAL

MOST PENALTY MINUTES, GAME

101 - 4/15/08 in 5-1 loss at COL (R1-Game 4)

At Home:
34 - 4/28/14 in 5-2 win vs. COL (R1-Game 6)

On Road:
101 - 4/15/08 in 5-1 loss at COL (R1-Game 4)

MOST PENALTY MINUTES AGAINST, GAME

54 - 4/17/07 in 4-1 win vs. ANA (R1-Game 4)

At Home:
54 - 4/17/07 in 4-1 win vs. ANA (R1-Game 4)

On Road:
43 - 4/15/08 in 5-1 loss at COL (R1-Game 4)



PLAYOFF RECORD BOOK



PLAYOFF RECORD BOOK

TEAM RECORDS

MOST PENALTY MINUTES COMBINED, GAME

144 - 4/15/08 in 5-1 loss at COL (R1-Game 4)
(MIN-101, COL-43)

At Home:
74 - 4/17/07 in 4-1 win (R1-Game 4) (MIN-20, ANA-54)

On Road:
144 - 4/15/08 in 5-1 loss at COL (R1-Game 4) (MIN-101, COL-43)

MOST PENALTY MINUTES, PERIOD

69 - 4/15/08 in 3rd of 5-1 loss at COL (R1-Game 4)

At Home:
22 - 4/28/14 in 3rd of 5-2 win vs. COL (R1-Game 6)

On Road:
69 - 4/15/08 in 3rd of 5-1 loss at COL (R1-Game 4)

MOST PENALTY MINUTES AGAINST, PERIOD

48 - 4/17/07 in 3rd of 4-1 win vs. ANA (R1-Game 4)

At Home:
48 - 4/17/07 in 3rd of 4-1 win vs. ANA (R1-Game 4)

On Road:
38 - 4/13/18 in 3rd of 4-1 loss at WPG (R1-Game 2)

MOST PENALTY MINUTES, COMBINED, PERIOD

102 - 4/15/08 in 3rd of 5-1 loss at COL (R1-Game 4)
(MIN-69, COL-33)

At Home:
62 - 4/17/07 in 3rd of 4-1 win vs. ANA (R1-Game 4)
(MIN-14, ANA-48)

On Road:
102 - 4/15/08 in 3rd of 5-1 loss at COL (R1-Game 4)
(MIN-69, COL-33)

PENALTIES

MOST PENALTIES, GAME

25 - 4/15/08 in 5-1 loss at COL (R1-Game 4)

At Home:
11 - 8/6/20 in 3-0 loss vs. VAN (QR-Game 3)

On Road:
25 - 4/15/08 in 5-1 loss at COL (R1-Game 4)

MOST PENALTIES AGAINST, GAME

12 - 2x, last, 4/15/08 in 5-1 loss at COL (R1-Game 4)

At Home:
12 - 4/17/07 in 4-1 win vs. ANA (R1-Game 4)

On Road:
12 - 4/15/08 in 5-1 loss at COL (R1-Game 4)

MOST PENALTIES COMBINED, GAME

37 - 4/15/08 in 5-1 loss at COL (R1-Game 4)
(MIN-25, COL-12)

At Home:
22 - 8/6/20 in 3-0 loss (QR-Game 3)
(MIN-11, VAN-11)

On Road:
37 - 4/15/08 in 5-1 loss at COL (R1-Game 4)
(MIN-25, COL-12)

FEWEST PENALTIES, GAME

0 - 3x, last, 4/22/25 in 5-2 win at VGK (R1-Game 2)

At Home:
0 - 4/20/15 in 3-0 win vs. STL (R1-Game 3)

On Road:
0 - 2x, last, 4/22/25 in 5-2 win at VGK (R1-Game 2)

FEWEST PENALTIES AGAINST, GAME

0 - 5/24/21 in 4-2 win at VGK (R1-Game 5)

At Home:
1 - 4/22/15 in 6-1 loss vs. STL (R1-Game 4)

On Road:
0 - 5/24/21 in 4-2 win at VGK (R1-Game 5)

FEWEST PENALTIES COMBINED, GAME

1 - 4/22/25 in 5-2 win at VGK (R1-Game 2)(MIN-0, VGK-1)

At Home:
3 - 4x, last, 5/22/21 in 4-0 loss (R1-Game 4) (MIN-1, VGK-2)

On Road:
1 - 4/22/25 in 5-2 win at VGK (R1-Game 2)(MIN-0, VGK-1)

MOST PENALTIES, PERIOD:

13 - 4/15/08 in 3rd of 5-1 loss at COL (R1-Game 4)

At Home:
5 - 2x, last, 4/21/14 in 1st of 1-0 win vs. COL (R1-Game 3)

On Road:
13 - 4/15/08 in 3rd of 5-1 loss at COL (R1-Game 4)

MOST PENALTIES AGAINST, PERIOD

9 - 4/17/07 in 3rd of 4-1 win vs. ANA (R1-Game 4)

At Home:
9 - 4/17/07 in 3rd of 4-1 win vs. ANA (R1-Game 4)

On Road:
8 - 4/13/18 in 3rd of 4-1 loss at WPG (R1-Game 2)

MOST PENALTIES COMBINED, PERIOD

20 - 4/15/08 in 3rd of 5-1 loss at COL (R1-Game 4)
(MIN-13, COL-7)

At Home:
13 - 4/17/07 in 3rd of 4-1 win vs. ANA (R1-Game 4)
(MIN-4, ANA-9)

On Road:
20 - 4/15/08 in 3rd of 5-1 loss at COL (R1-Game 4)
(MIN-13, COL-7)

SHOTS ON GOAL

MOST SHOTS, GAME

52 - 4/12/17 in 2-1 loss vs. STL (R1-Game 1)

At Home:
52 - 4/12/17 in 2-1 loss vs. STL (R1-Game 1)

On Road:
48 - 4/17/23 in 3-2 win at DAL (R1-Game 1)

MOST SHOTS AGAINST, GAME

53 - 4/17/23 in 3-2 win at DAL (R1-Game 1)

At Home:
46 - 4/26/25 in 4-3 OTL vs. VGK (R1-Game 4)

On Road:
53 - 4/17/23 in 3-2 win at DAL (R1-Game 1)

MOST SHOTS COMBINED, GAME

101 - 4/17/23 in 3-2 (2OT) win (R1-Game 1)
(MIN-48, DAL-53)

At Home:
78 - 2x, last 4/26/25 in 4-3 OTL (R1-Game 4)
(MIN-32, VGK-46)

On Road:
101 - 4/17/23 in 3-2 (2OT) win (R1-Game 1)
(MIN-48, DAL-53)

FEWEST SHOTS, GAME

14 - 5/24/21 in 4-2 win at VGK (R1-Game 5)

At Home:
16 - 5/20/21 in 5-2 loss vs. VGK (R1-Game 3)

On Road:
14 - 5/24/21 in 4-2 win at VGK (R1-Game 5)

FEWEST SHOTS AGAINST, GAME

12 - 4/24/14 in 2-1 win vs. COL (R1-Game 4)

At Home:
12 - 4/24/14 in 2-1 win vs. COL (R1-Game 4)

On Road:
21 - 4/16/15 in 4-2 win at STL (R1-Game 1)

FEWEST SHOTS COMBINED, GAME

31 - 4/29/03 in 3-2 loss (R2-Game 3); (MIN-18, VAN-13)

At Home:
31 - 4/29/03 in 3-2 loss (R2-Game 3); (MIN-18, VAN-13)

On Road:
41 - 5/4/14 in 4-1 loss (R2-Game 2); (MIN-22, CHI-19)

MOST SHOTS, PERIOD

22 - 4/21/14 in 1st of 1-0 (OT) win vs. COL (R1-Game 3)

At Home:
22 - 4/21/14 in 1st of 1-0 (OT) win vs. COL (R1-Game 3)

On Road:
19 - 2x, last 4/17/23 in 1st of 3-2 win at DAL (R1-Game 1)

PLAYOFF RECORD BOOK



TEAM RECORDS

MOST SHOTS AGAINST, PERIOD

22 - 2x, last, 5/24/21 in 2nd of 4-2 win at VGK (R1-Game 5)

At Home:
18 - 4/28/23 in 2nd of 4-1 loss vs. DAL (R1-Game 6)

On Road:
22 - 2x, last, 5/24/21 in 2nd of 4-2 win at VGK (R1-Game 5)

MOST SHOTS COMBINED, PERIOD

33 - 4/19/07 in 2nd of 4-1 loss at ANA (R1-Game 5)
(MIN-11, ANA-22)

At Home:
33 - 4/19/07 in 2nd of 4-1 loss at ANA (R1-Game 5)
(MIN-11, ANA-22)

On Road:
29 - 5/3/13 in 2nd of 5-2 loss at CHI (R1-Game 2)
(MIN-15, CHI-14)

FEWEST SHOTS, PERIOD

1 - 5/24/21 in 2nd of 4-2 win at VGK (R1-Game 5)

At Home:
3 - 4/14/03 in 3rd of 3-0 loss vs. COL (R1-Game 3)

On Road:
1 - 5/24/21 in 2nd of 4-2 win at VGK (R1-Game 5)

FEWEST SHOTS AGAINST, PERIOD

2 - 4x, last, 5/12/22 in 3rd of 5-1 loss at STL (R1-Game 6)

At Home:
2 - 2x, last, 4/20/16 in 3rd of 3-2 loss vs. DAL (R1-Game 4)

On Road:
2 - 2x, last, 5/12/22 in 3rd of 5-1 loss at STL (R1-Game 6)

FEWEST SHOTS COMBINED, PERIOD

8 - 4x, last, 4/29/25 in 3rd of 3-2 OTL loss (R1-Game 5)
(MIN-5, VGK-3)

At Home:
8 - 3x, last, 4/29/03 in 3rd of 3-2 loss (R2-Game 3)
(MIN-5, VAN-3)

On Road:
8 - 4/29/25 in 3rd of 3-2 OTL loss (R1-Game 5)
(MIN-5, VGK-3)

MOST SHOTS, OVERTIME

12 - 2x, last, 4/17/23, 3-2 (2OT) win at DAL (R1-Game 1)

At Home:
10 - 2x, last, 4/26/25, 4-3 OTL vs. VGK (R1-Game 4)

On Road:
12 - 2x, last, 4/17/23, 3-2 (2OT) win at DAL (R1-Game 1)

SHUTOUTS

MOST SHUTOUTS, SEASON

2 - 2x, 2014, 2021

At Home:
2 - 2014

On Road:
2 - 2021

MOST SHUTOUTS AGAINST, SEASON

4 - 2003

At Home:
3 - 2003

On Road:
1 - 6x, last, 2023 First Round vs. DAL

MOST SHUTOUTS, SERIES

2 - 2021, First Round vs. VGK

MOST SHUTOUTS AGAINST, SERIES

3 - 2003, Conference Final vs. ANA

At Home:
2 - 2003, Conference Final vs. ANA

On Road:
1 - 4x, last, 2023 First Round vs. DAL

FASTEST GOALS

FASTEST GOAL TO START GAME

0:49 - Zach Parise (PPG), 4/28/14 vs. COL (R1-Game 6)

At Home:
0:49 - Zach Parise (PPG), 4/28/14 vs. COL (R1-Game 6)

On Road:
2:47 - Jason Zucker, 4/16/15 at STL (R1-Game 1)

FASTEST GOAL TO START GAME, OPPONENT

0:24 - Tanner Pearson, 8/4/20 at VAN (QR-Game 2)

At Home:
0:26 - Patrick Sharp, 4/18/16 vs. DAL (R1-Game 3)

On Road:
0:24 - Tanner Pearson, 8/4/20 at VAN (QR-Game 2)

FASTEST TWO GOALS, TEAM

0:11 - Marcus Johansson & Frederic Gaudreau, 4/19/23 @
11:54 & 12:05 in 2nd of 7-3 loss vs. DAL (R1-Game 2)

At Home:
0:16 - Jared Spurgeon & Mikael Granlund, 4/24/16 @ 3:48 &
4:04 in 3rd of 5-4 loss vs. DAL (R1-Game 6)

On Road:
0:11 - Marcus Johansson & Frederic Gaudreau, 4/19/23 @
11:54 & 12:05 in 2nd of 7-3 loss vs. DAL (R1-Game 2)

FASTEST TWO GOALS AGAINST, TEAM

0:28 - Jason Spezza & Alex Goligoski, 4/22/16 @ 8:28 & 8:56 in
3rd of 5-4 (OT) win at DAL (R1-Game 5)

At Home:
1:03 - Vladimir Tarasenko & Patrik Berglund, 4/22/15 @ 15:47
& 16:50 in 2nd of 6-1 loss vs. STL (R1-Game 4)

On Road:
0:28 - Jason Spezza & Alex Goligoski, 4/22/16 @ 8:28 & 8:56 in
3rd of 5-4 (OT) win at DAL (R1-Game 5)

FASTEST THREE GOALS, TEAM

3:40 - Darby Hendrickson, Antti Laaksonen & Andrew Brunette,
5/07/03 @ 6:57, 9:25 & 10:37 in 3rd of 5-1 win vs.
VAN (R2-Game 6)

At Home:
3:40 - Darby Hendrickson, Antti Laaksonen & Andrew Brunette,
5/07/03 @ 6:57, 9:25 & 10:37 in 3rd of 5-1 win vs.
VAN (R2-Game 6)

On Road:
4:20 - Filip Kuba, Marian Gaborik & Wes Walz, 4/10/03 @ 5:33,
9:28 & 9:53 in 2nd of 4-2 win at COL (R1-Game 1)

FASTEST THREE GOALS AGAINST, TEAM

4:32 - Ryan Reaves, Vladimir Tarasenko & David Backes,
4/22/15 @ 5:34, 6:59 & 10:06 in 1st of 6-1 loss vs.
STL (R1-Game 4)

At Home:
4:32 - Ryan Reaves, Vladimir Tarasenko & David Backes,
4/22/15 @ 5:34, 6:59 & 10:06 in 1st of 6-1 loss vs. STL (R1-Game 4)

On Road:
3:21 - J.T. Miller, Brock Boeser & Bo Horvat, 8/4/20 @ 3:01,
8:42 & 6:22 in 2nd of 4-3 loss at VAN (QR-Game 2)

FASTEST OVERTIME GOAL SCORED BY WILD

1:14 - 4/11/08, Keith Carney, 3-2 win vs. COL (R1-Game 2)

At Home:
1:14 - 4/11/08, Keith Carney, 3-2 win vs. COL (R1-Game 2)

On Road:
3:20 - 5/16/21 Joel Eriksson Ek, 1-0 win at VGK (R1-Game 1)



PLAYOFF RECORD BOOK



INDIVIDUAL RECORDS

GAMES

MOST GAMES, CAREER

73 - Jonas Brodin & Jared Spurgeon, 2012-25

By Defenseman

73 - Jonas Brodin & Jared Spurgeon, 2012-25

MOST GAMES, SEASON

18 - Andrew Brunette, Marian Gaborik, Filip Kuba, Willie Mitchell, Richard Park, Nick Schultz, Wes Walz, Sergei Zholtok & Andrei Zyuzin, 2003

By Defenseman:

18 - Filip Kuba, Willie Mitchell, Nick Schultz & Andrei Zyuzin, 2003

GOALS

MOST GOALS, CAREER

16 - Zach Parise, 2012-21

By Defenseman

9 - Jared Spurgeon, 2012-25

MOST GOALS, SEASON

9 - Marian Gaborik, 2003

By Defenseman:

3 - 2x, last, Jared Spurgeon, 2020

MOST GOALS, SERIES

7 - Kirill Kaprizov, 2022 First Round vs. STL

By Defenseman:

2 - 4x, last, Jared Spurgeon, 2020 Qualifying Round vs. VAN

MOST GOALS BY OPPONENT, SERIES

6 - 2x, last, Vladimir Tarasenko, 2015 First Round vs. STL

MOST GOALS, GAME

3 - Kirill Kaprizov, 5/4/22 vs. STL (R1-Game 2)

By Defenseman:

2 - 2x, last, Jared Spurgeon, 8/2/20 at VAN (QR-Game 1)

MOST GOALS BY OPPONENT, GAME

3 - 5x, last, Roope Hintz, 4/19/23 in 3rd of 7-3 loss vs. DAL (R1-Game 2)

MOST GOALS, PERIOD

2 - 6x, last, Kirill Kaprizov, 5/4/22 in 3rd of 6-2 win vs. STL (R1-Game 2)

MOST GOALS AGAINST, PERIOD

3 - Vladimir Tarasenko, 5/10/22 in 3rd of 5-2 loss vs. STL (R1-Game 5)

ASSISTS

MOST ASSISTS, CAREER

21 - Zach Parise, 2012-21; Jared Spurgeon, 2012-25

By Defenseman:

21 - Jared Spurgeon, 2012-25

MOST ASSISTS, SEASON

11 - Sergei Zholtok, 2003

By Defenseman:

6 - Ryan Suter, 2014

MOST ASSISTS, SERIES

7 - Zach Parise, 2014 First Round vs. COL

By Defenseman

3 - 9x, last, John Klingberg, 2023 First Round vs. DAL

MOST ASSISTS, GAME

3 - 2x, last, Kyle Brodziak, 4/30/14 at COL (R1-Game 7)

By Defenseman:

2 - 12x, last, John Klingber, 4/21/23 vs. DAL (R1-Game 3)

MOST ASSISTS BY OPPONENT, SERIES

8 - 3x, last, Kevin Shattenkirk, 2015 First Round vs. STL

By Defenseman:

8 - Kevin Shattenkirk, 2015 First Round vs. STL

MOST ASSISTS BY OPPONENT, GAME

4 - Miro Heiskanen, 4/19/23 at DAL (R1-Game 2)

By Defenseman:

4 - Miro Heiskanen, 4/19/23 at DAL (R1-Game 2)

MOST ASSISTS, PERIOD

3 - Cliff Ronning, 5/07/03 in 3rd of 5-1 win vs. VAN (R2-Game 5)

MOST ASSISTS AGAINST, PERIOD

2 - 30x, last, Jack Eichel, 4/29/25 in 1st of 3-2 OTL at VGK (R1-Game 5)

POINTS

MOST POINTS, CAREER

37 - Zach Parise (16g-21a), 2012-21

By Defenseman:

30 - Jared Spurgeon (9g-21a), 2012-25

MOST POINTS, SEASON

17 - Marian Gaborik (9g-8a), 2003

By Defenseman:

8 - Filip Kuba (3g-5a), 2003

By Rookie:

7 - Erik Haula (4g-3a), 2014

MOST POINTS, SERIES

11 - Marian Gaborik (5g-6a), 2003 Conference Semifinal vs. VAN

By Defenseman:

5 - Jared Spurgeon (2g-3a), 2016 First Round vs. DAL

MOST POINTS BY OPPONENT, SERIES

12 - Roope Hintz (5g-7a), 2023 First Round vs. DAL

MOST POINTS, GAME

4 - Zach Parise (2g-2a), 4/28/14 vs. COL (R1-Game 6)

By Defenseman:

3 - Jared Spurgeon (2g-1a), 8/2/20 at VAN (QR-Game 1)

MOST POINTS BY OPPONENT, GAME

4 - 6x, last, Miro Heiskanen (0g-4a) & Roope Hintz (3g-1a), 4/19/23 vs. DAL (R1-Game 2)

MOST POINTS, PERIOD

3 - Cliff Ronning (0g-3a), 5/7/03 in 3rd of 5-1 win vs. VAN (R2-Game 6)

MOST POINTS AGAINST, PERIOD

3 - Vladimir Tarasenko (3g-0a), 5/10/22 in 3rd of 5-2 loss vs. STL (R1-Game 5)

STREAKS

LONGEST GOAL-SCORING STREAK

4 - 3x, last, Kirill Kaprizov (7g, 1a); 5/4-5/10/22

LONGEST POINT-SCORING STREAK

8 - Marian Gaborik (7g-8a=15pts); 4/21-5/07/03

LONGEST ASSIST STREAK

4 - 3x, last, Ryan Hartman (0g, 4a); 4/20-4/26/25

MOST CONSECUTIVE WINS BY GOALTENDER

3 - Dwayne Roloson, 5/05-5/08/03
- Manny Fernandez, 4/19-4/22/03

MOST CONSECUTIVE LOSSES BY GOALTENDER

4 - Devan Dubnyk, 5/1-5/7/15

LONGEST SHUTOUT STREAK BY GOALTENDER

98:09 - Darcy Kuemper, 4/21/14

PENALTY MINUTES

MOST PENALTY MINUTES, CAREER

70 - Marcus Foligno

MOST PENALTY MINUTES, SEASON

35 - Marcus Foligno, 2023

MOST PENALTY MINUTES, SERIES

35 - Marcus Foligno, 2023 First Round vs. DAL

MOST PENALTY MINUTES, GAME

25 - Stephane Veilleux, 4/15/08 at COL (R1-Game 4)

By Goaltender:

2 - 3x, last, Niklas Backstrom, 4/15/07 vs. ANA (R1-Game 3)

MOST PENALTY MINUTES BY OPPONENT, SERIES

26 - Steve Ott, 2015 First Round vs. STL

MOST PENALTY MINUTES BY OPPONENT, GAME

20 - Brad May, 4/17/07 vs. ANA (R1-Game 3)

MOST PENALTY MINUTES, PERIOD

19 - Stephane Veilleux, 4/15/08 in 3rd of 5-1 loss at COL (R1-Game 4)

MOST PENALTY MINUTES BY OPPONENT, PERIOD

20 - Brad May, 4/17/07 in 3rd of 4-1 win vs. ANA (R1-Game 3)

POWER-PLAY GOALS

MOST POWER-PLAY GOALS, CAREER

8 - Kirill Kaprizov, 2021-25

MOST POWER-PLAY GOALS, SEASON

4 - Marian Gaborik & Andrew Brunette, 2003

MOST POWER-PLAY GOALS, SERIES

3 - 3x, last, Kirill Kaprizov, 2025 First Round vs. VGK

MOST POWER-PLAY GOALS AGAINST, SERIES

4 - 2x, last, Tyler Seguin, 2023 First Round vs. DAL

MOST POWER-PLAY GOALS, GAME

2 - 4x, last, Kirill Kaprizov, 4/24/25 vs. VGK (R1-Game 3)

MOST POWER-PLAY GOALS AGAINST, GAME

2 - 3x, last, Tyler Seguin, 4/23/23 at DAL (R1-Game 4)

MOST POWER-PLAY GOALS, PERIOD

2 - 2x, last, Kirill Kaprizov, 5/10/22 in 1st of 5-2 loss vs. STL (R1-Game 6)

MOST POWER-PLAY GOALS AGAINST, PERIOD

1 - 69x, last, Shea Theodore, 5/1/25 in 1st of 3-2 loss vs. VGK (R1-Game 6)

SHORT-HANDED GOALS

MOST SHORT-HANDED GOALS, CAREER

2 - Wes Walz, 2003-07

MOST SHORT-HANDED GOALS, SEASON

2 - Wes Walz, 2003

MOST SHORT-HANDED GOALS, SERIES

1 - 9x, last, Marcus Foligno, 2025 First Round vs. VGK

MOST SHORT-HANDED GOALS BY OPPONENT, SERIES

1 - 14x, last, Reilly Smith & William Karlsson, 2025 First Round vs. VGK

MOST SHORT-HANDED GOALS, GAME

1 - 9x, last, Marcus Foligno, 4/24/25 in 5-2 win vs. VGK (R1-Game 3)

MOST SHORT-HANDED GOALS BY OPPONENT, GAME

1 - 14x, last, William Karlsson, 4/29/25 in 3-2 loss at VGK (R1-Game 5)

MOST SHORT-HANDED GOALS, PERIOD

1 - 9x, last, Marcus Foligno, 4/24/25 in 3rd of 5-2 win vs. VGK (R1-Game 3)

MOST SHORT-HANDED GOALS BY OPPONENT, PERIOD

1 - 14x, last, William Karlsson, 4/29/25 in 1st of 3-2 loss vs. VGK (R1-Game 4)

INDIVIDUAL RECORDS

GAME-WINNING GOALS

MOST GAME-WINNING GOALS, CAREER

3 - Nino Niederreiter, 2013-16

MOST GAME-WINNING GOALS, SEASON

2 - 4x, last, Kirill Kaprizov, 2022

MOST GAME-WINNING GOALS, SERIES

2 - 2x, last, Kirill Kaprizov, 2022 First Round vs. STL

OVERTIME GOALS

MOST OVERTIME GOALS, CAREER

1 - 10x, last, 2023, Ryan Hartman

MOST OVERTIME GOALS, SEASON

1 - 10x, last, 2023, Ryan Hartman

MOST OVERTIME GOALS, SERIES

1 - 10x, last, 2023, Ryan Hartman, 2023 First Round vs. DAL

SHOTS ON GOAL

MOST SHOTS ON GOAL, CAREER

121 - 2x, Mikko Koivu, 2006-20 & Zach Parise, 2012-21

By Defenseman:

109 - Jared Spurgeon, 2012-25

MOST SHOTS ON GOAL, SEASON

52 - Marian Gaborik, 2003

By Defenseman:

30 - Andrei Zyuzin, 2003

MOST SHOTS ON GOAL, GAME

9 - Marian Gaborik, 4/14/08 at COL (R1-Game 3)

By Defenseman:

7 - Ryan Suter, 4/16/17 at STL (R1-Game 3)

MOST SHOTS ON GOAL BY OPPONENT, GAME

8 - 4x, last, Patrick Sharp, 5/3/13 at CHI (R1-Game 2)

GAMES PLAYED, GOALTENDER

MOST GAMES PLAYED BY GOALTENDER, CAREER

26 - Devan Dubnyk, 2014-20

MOST GAMES PLAYED BY GOALTENDER, SEASON

11 - Dwayne Roloson, 2003

MOST GAMES PLAYED BY GOALTENDER, SERIES

7 - Cam Talbot, 2021 First Round vs. VGK

MINUTES PLAYED

MOST MINUTES PLAYED BY GOALTENDER, CAREER

1,499 - Devan Dubnyk, 2014-20

MOST MINUTES PLAYED BY GOALTENDER, SEASON

579 - Dwayne Roloson, 2003

MOST MINUTES PLAYED BY GOALTENDER, SERIES

416 - Cam Talbot, 2021 First Round vs. VGK

MOST MINUTES PLAYED BY GOALTENDER, GAME

92:20 - Filip Gustavson, 4/17/23 at DAL (R1-Game 1)

WINS / LOSSES

MOST WINS BY GOALTENDER, CAREER

8 - Devan Dubnyk, 2014-20

MOST LOSSES BY GOALTENDER, CAREER

18 - Devan Dubnyk, 2014-20

MOST WINS BY GOALTENDER, SEASON

5 - Dwayne Roloson, 2003

MOST LOSSES BY GOALTENDER, SEASON

6 - 3x, last, Devan Dubnyk, 2015

MOST WINS BY GOALTENDER, SERIES

4 - 2x, last, Devan Dubnyk, 2015 First Round vs. STL

MOST LOSSES BY GOALTENDER, SERIES

4 - 9x, last, Cam Talbot, 2021 First Round vs. VGK



PLAYOFF RECORD BOOK

ALL-TIME PLAYOFF SCORING & GOALTENDING



INDIVIDUAL RECORDS

SAVES

MOST SAVES, CAREER
640 - Devan Dubnyk, 2014-20
MOST SAVES, SEASON
236 - Devan Dubnyk, 2015
MOST SAVES, SERIES
205 - Cam Talbot, 2021 First Round vs. VGK
MOST SAVES AGAINST, SERIES
211 - Seymon Varlamov, 2014 First Round vs. COL
MOST SAVES, GAME
51 - Filip Gustavsson, 4/17/23 at DAL (R1-Game 1)
MOST SAVES, GAME (REGULATION)
43 - 2x, last, Josh Harding, 5/3/13 at CHI (R1-Game 2)
MOST SAVES AGAINST, GAME
51 - Jake Allen, 4/12/17 vs. STL (R1-Game 1)
MOST SAVES AGAINST, GAME (REGULATION)
40 - Jake Allen, 4/16/17 at STL (R1-Game 3)
MOST SAVES, PERIOD
21 - 2x, last, Cam Talbot, 5/24/21 in 2nd of 4-2 win at VGK (R1-Game 5)
MOST SAVES AGAINST, PERIOD
22 - Seymon Varlamov, 4/21/14 in 1st of 1-0 (OT) win vs. COL (R1-Game 3)

GOALS ALLOWED

MOST GOALS ALLOWED BY GOALTENDER, CAREER
68 - Devan Dubnyk, 2014-20
MOST GOALS ALLOWED BY GOALTENDER, SEASON
25 - Dwayne Roloson, 2003
MOST GOALS ALLOWED BY GOALTENDER, SERIES
20 - Devan Dubnyk, 2016 First Round vs. DAL
FEWEST GOALS ALLOWED BY GOALTENDER, SERIES
4 - Manny Fernandez, 2003 Conference Final vs. ANA
MOST GOALS ALLOWED, GAME
7 - Marc-Andre Fleury, 4/19/23 at DAL in 7-3 loss (R1-Game 2)
MOST GOALS ALLOWED, PERIOD
4 - 2x, last, Marc-Andre Fleury, 4/19/23 in 2nd of 7-3 loss at DAL (R1-Game 2)

GOALS-AGAINST AVERAGE

LOWEST GOALS-AGAINST AVERAGE, CAREER
1.96 - Manny Fernandez, 2003
LOWEST GOALS-AGAINST AVERAGE, SEASON
1.86 - Devan Dubnyk, 2017
LOWEST GOALS-AGAINST AVERAGE, SERIES
1.37 - Manny Fernandez, 2003 Conference Final vs. ANA

SAVE PERCENTAGE

HIGHEST SAVE PERCENTAGE, CAREER
.929 - Manny Fernandez, 2003
HIGHEST SAVE PERCENTAGE, SEASON
.929 - Manny Fernandez, 2003
HIGHEST SAVE PERCENTAGE, SERIES
.943 - Manny Fernandez, 2003 Conference Final vs. ANA

SHUTOUTS

MOST SHUTOUTS, CAREER
2 - 2x, Devan Dubnyk, 2014-20 & Cam Talbot, 2021
MOST SHUTOUTS, SEASON
2 - Cam Talbot, 2021
MOST SHUTOUTS, SERIES
2 - Cam Talbot, 2021 First Round vs. VGK

PLAYER	GP	G	A	PTS	+/-	PIM	PPG	SHG	GWG	SOG	SH%
Zach Parise	44	16	21	37	24	-15	6	1	1	121	13.2%
Jared Spurgeon	73	9	21	30	24	-14	5	0	0	109	8.3%
Mikko Koivu	59	11	17	28	38	-18	3	1	2	121	9.1%
Jason Pominville	36	9	14	23	6	-4	2	0	1	96	9.4%
Marian Gaborik	29	12	10	22	18	2	5	1	1	95	12.6%
Mikael Granlund	39	8	13	21	4	2	1	0	2	91	8.8%
Kirill Kaprizov	25	15	6	21	22	-6	8	0	2	76	19.7%
Ryan Hartman	28	6	12	18	31	-1	0	0	2	65	9.2%
Nino Niederreiter	39	8	10	18	24	-7	0	0	3	76	10.5%
Ryan Suter	49	2	16	18	22	-21	2	0	0	84	2.4%
Jonas Brodin	73	2	15	17	18	-6	0	0	0	69	2.9%
Mats Zuccarello	29	4	12	16	8	-7	0	0	1	50	8.0%
Charlie Coyle	44	7	8	15	18	-17	1	0	2	85	8.2%
Matt Dumba	49	5	10	15	39	-4	2	0	1	81	6.2%
Wes Walz	23	7	7	14	18	6	0	2	2	38	18.4%
Erik Haula	24	6	7	13	2	1	0	0	1	53	11.3%
Joel Eriksson Ek	32	6	7	13	16	2	0	0	1	83	7.2%
Sergei Zholtok	18	2	11	13	0	-7	1	0	0	34	5.9%
Andrew Brunette	18	7	6	13	4	-3	4	0	1	33	21.2%
Marcus Foligno	34	5	6	11	76	0	1	1	0	37	13.5%
Matt Boldy	18	6	5	11	10	-6	0	0	1	57	10.5%
Kevin Fiala	17	4	5	9	28	-10	2	0	1	56	7.1%
Pierre-Marc Bouchard	21	4	5	9	4	-1	1	0	1	38	10.5%
Cliff Ronning	17	2	7	9	4	-3	1	0	0	37	5.4%
Marco Scandella	39	6	3	9	6	-1	1	1	0	65	9.2%
Brian Rolston	11	3	5	8	12	2	0	1	0	54	5.6%
Jason Zucker	31	4	4	8	6	-9	0	0	1	63	6.3%
Filip Kuba	18	3	5	8	24	-8	3	0	0	21	14.3%
Pascal Dupuis	16	4	4	8	8	0	2	0	1	36	11.1%
Kyle Brodziak	27	3	5	8	8	-5	0	0	0	36	8.3%
Eric Staal	14	2	6	8	4	-4	0	0	0	35	5.7%
Pavol Demitra	11	2	5	7	2	-1	1	0	0	24	8.3%
Jordan Greenway	22	3	4	7	16	1	0	0	1	22	13.6%
Dany Heatley	11	1	5	6	4	6	0	0	0	9	11.1%
Richard Park	18	3	3	6	4	-2	0	0	1	26	11.5%
Matt Cullen	10	1	4	5	4	-2	0	0	0	12	8.3%
Jeremy Stevenson	14	0	5	5	12	0	0	0	0	17	0.0%
Jake Middleton	18	0	5	5	12	7	0	0	0	23	0.0%
Darby Hendrickson	17	2	3	5	4	1	0	0	1	22	9.1%
Gustav Nyquist	12	0	5	5	2	4	0	0	0	11	0.0%
Matt Cooke	13	0	5	5	12	2	0	0	0	12	0.0%
Antti Laaksonen	16	1	3	4	4	-3	0	0	0	25	4.0%
Clayton Stoner	14	1	3	4	26	3	0	0	0	13	7.7%
Willie Mitchell	18	1	3	4	14	5	0	0	0	18	5.6%
John Klingberg	4	1	3	4	0	2	0	0	0	8	12.5%
Thomas Vanek	10	0	4	4	2	-7	0	0	0	19	0.0%
Frederick Gaudreau	18	4	0	4	4	1	2	0	0	30	13.3%
Marcus Johansson	14	2	2	4	0	-6	1	0	1	20	10.0%
Justin Fontaine	19	2	2	4	4	-1	0	0	1	21	9.5%
Nate Prosser	25	0	3	3	30	-6	0	0	0	15	0.0%
Brent Burns	11	0	3	3	20	1	0	0	0	29	0.0%
Petteri Nummelin	7	1	2	3	0	0	1	0	0	15	6.7%
Matt Moulson	10	1	2	3	4	0	0	0	0	21	4.8%
Nico Sturm	9	2	1	3	0	0	0	0	0	7	28.6%
Marco Rossi	6	2	1	3	6	0	0	0	0	9	22.2%
Sam Steel	5	1	1	2	2	1	0	0	0	6	16.7%
Luke Kunin	4	2	0	2	2	0	1	1	0	6	33.3%
Nick Seeler	5	0	2	2	7	1	0	0	0	5	0.0%
Jim Dowd	15	0	2	2	0	-1	0	0	0	24	0.0%
Justin Brazeau	6	0	2	2	0	1	0	0	0	2	0.0%
Kurtis Foster	3	0	2	2	0	0	0	0	0	5	0.0%
Yakov Trenin	6	0	2	2	0	0	0	0	0	3	0.0%
Jason Marshall	15	1	1	2	16	-1	0	0	1	12	8.3%
Chris Stewart	13	0	2	2	2	-3	0	0	0	11	0.0%
Keith Carney	11	1	1	2	4	3	0	0	1	3	33.3%
Nick Schultz	24	0	2	2	10	2	0	0	0	9	0.0%
Cal Clutterbuck	5	1	1	2	4	0	0	0	0	11	9.1%
Lubomir Sekeras	15	1	1	2	6	-2	1	0	1	13	7.7%
Todd Fedoruk	6	1	1	2	16	-2	1	0	0	5	20.0%
Calen Addison	3	0	1	1	0	-1	0	0	0	0	-
Zach Bogosian	6	0	1	1	0	1	0	0	0	2	0.0%
Cody McCormick	13	1	0	1	14	1	0	0	0	6	16.7%
Torrey Mitchell	5	1	0	1	0	-4	0	0	0	8	12.5%
Zeev Buium	4	0	1	1	4	-1	0	0	0	2	0.0%
Oskar Sundqvist	1	1	0	1	0	2	0	0	0	3	33.3%
Aaron Voros	5	1	0	1	16	-1	0	0	0	10	10.0%
Kim Johnsson	10	0	1	1	20	-2	0	0	0	16	0.0%



ALL-TIME PLAYOFF SCORING & GOALTENDING

PLAYER	GP	G	A	PTS	+/-	PIM	PPG	SHG	GWG	SOG	SH%
Jon Merrill	10	0	1	1	2	-5	0	0	0	11	0.0%
Jordan Schroeder	5	1	0	1	0	-1	0	0	0	7	14.3%
Daniel Winnik	5	0	1	1	5	0	0	0	0	6	0.0%
Mark Parrish	6	1	0	1	0	2	0	0	0	14	7.1%
Dmitry Kulikov	2	0	1	1	2	-4	0	0	0	1	0.0%
Nick Bjugstad	6	1	0	1	2	0	0	0	0	11	9.1%
Derek Boogaard	10	0	1	1	44	-1	0	0	0	1	0.0%
Martin Hanzal	5	1	0	1	0	-2	0	0	0	10	10.0%
James Sheppard	6	0	1	1	4	-1	0	0	0	4	0.0%
Devin Setoguchi	5	1	0	1	0	-2	0	0	0	12	8.3%
David Jones	6	0	1	1	0	0	0	0	0	3	0.0%
Andrei Zyuzin	18	0	1	1	14	-3	0	0	0	30	0.0%
Chris Porter	6	1	0	1	0	0	0	0	0	4	25.0%
Matt Johnson	12	0	0	0	25	0	0	0	0	2	0.0%
Todd White	4	0	0	0	0	-1	0	0	0	6	0.0%
Matt Bartkowski	1	0	0	0	0	0	0	0	0	2	0.0%
Jarret Stoll	4	0	0	0	4	-1	0	0	0	2	0.0%
Ryan Donato	2	0	0	0	2	1	0	0	0	1	0.0%
Victor Rask	7	0	0	0	0	-2	0	0	0	7	0.0%
Stephane Veilleux	17	0	0	0	35	-1	0	0	0	24	0.0%
Tom Gilbert	5	0	0	0	2	-2	0	0	0	0	-
Erik Reitz	2	0	0	0	0	-1	0	0	0	0	-
Justin Falk	4	0	0	0	2	-3	0	0	0	0	-
Nick Bonino	7	0	0	0	0	-3	0	0	0	5	0.0%
Sean Bergenheim	3	0	0	0	0	-2	0	0	0	1	0.0%
Tyson Jost	6	0	0	0	4	0	0	0	0	9	0.0%
Chris Simon	2	0	0	0	0	-1	0	0	0	0	-
Ryan Reaves	6	0	0	0	14	-1	0	0	0	2	0.0%
Mike Rupp	4	0	0	0	12	-3	0	0	0	2	0.0%
Christian Folin	2	0	0	0	2	-2	0	0	0	1	0.0%
Ryan White	3	0	0	0	4	0	0	0	0	2	0.0%
Zac Dalpe	3	0	0	0	0	-1	0	0	0	0	-
Ryan Carter	3	0	0	0	10	-1	0	0	0	1	0.0%
Eric Belanger	6	0	0	0	4	-1	0	0	0	9	0.0%
Ryan Murphy	1	0	0	0	0	0	0	0	0	2	0.0%
Bill Muckalt	5	0	0	0	0	-3	0	0	0	4	0.0%
Martin Skoula	11	0	0	0	4	1	0	0	0	8	0.0%
Carson Soucy	12	0	0	0	2	-7	0	0	0	6	0.0%
Zenon Konopka	2	0	0	0	0	-2	0	0	0	2	0.0%
Ian Cole	7	0	0	0	6	-1	0	0	0	7	0.0%
Adam Hall	3	0	0	0	7	0	0	0	0	2	0.0%
Kurtis Gabriel	4	0	0	0	0	0	0	0	0	2	0.0%
Sean Hill	5	0	0	0	4	-2	0	0	0	1	0.0%
Vincent Hinostroza	1	0	0	0	2	0	0	0	0	1	0.0%
Kyle Rau	2	0	0	0	0	-1	0	0	0	2	0.0%
Keith Ballard	3	0	0	0	0	-2	0	0	0	2	0.0%
Brad Brown	11	0	0	0	16	-1	0	0	0	0	-
Alex Goligoski	4	0	0	0	2	-3	0	0	0	2	0.0%
Nicolas Deslauriers	5	0	0	0	0	-3	0	0	0	2	0.0%
Alexander Galchenyuk	4	0	0	0	4	-2	0	0	0	4	0.0%
Brad Bombardir	4	0	0	0	0	-1	0	0	0	1	0.0%
Brock Faber	12	0	0	0	2	5	0	0	0	6	0.0%
Branko Radivojevic	7	0	0	0	2	-1	0	0	0	11	0.0%
Connor Dewar	7	0	0	0	0	-2	0	0	0	7	0.0%
Matt Foy	1	0	0	0	0	0	0	0	0	0	-
Brandon Duhaime	12	0	0	0	12	-4	0	0	0	12	0.0%
Wyatt Smith	4	0	0	0	0	0	0	0	0	2	0.0%
Tyler Ennis	1	0	0	0	0	-1	0	0	0	1	0.0%
Brad Hunt	4	0	0	0	2	-1	0	0	0	7	0.0%
Jordan Leopold	9	0	0	0	0	-3	0	0	0	7	0.0%
Benoit Pouliot	1	0	0	0	0	1	0	0	0	2	0.0%
GOALTENDER	GP	W	L	SA	SV	SV%	GA	GAA	MIN		
Devan Dubnyk	26	8	18	708	640	0.904	68	2.72	1499		
Filip Gustavsson	11	4	6	336	308	.917	28	662.46	658		
Niklas Backstrom	11	3	8	315	287	0.911	28	2.55	658		
Dwayne Roloson	11	5	6	257	232	0.903	25	2.59	578		
Ilya Bryzgalov	9	3	6	182	161	0.885	21	2.63	479		
Manny Fernandez	9	3	4	253	235	0.929	18	1.96	552		
Darcy Kuemper	9	3	1	169	154	0.911	15	2.13	421		
Cam Talbot	8	3	5	248	227	0.915	21	2.66	474		
Marc-Andre Fleury	8	2	5	203	180	.887	23	397.14	373		
Josh Harding	6	1	4	146	134	0.918	12	2.72	265		
Alex Stalock	5	1	3	132	119	0.902	13	2.73	285		



ALL-TIME PLAYOFF LEADERS

GAMES

1. Jonas Brodin	73
Jared Spurgeon	73
3. Mikko Koivu	59
4. Matt Dumba	49
Ryan Suter	49
5. Charlie Coyle	44
Zach Parise	44

GOALS

1. Zach Parise	16
2. Kirill Kaprizov	15
3. Marian Gaborik	12
4. Mikko Koivu	11
5. Jared Spurgeon	9
Jason Pominville	9

ASSISTS

1. Jared Spurgeon	21
Zach Parise	21
3. Mikko Koivu	17
4. Ryan Suter	16
5. Jonas Brodin	15

POINTS

1. Zach Parise	37
2. Jared Spurgeon	30
3. Mikko Koivu	28
4. Jason Pominville	23
5. Marian Gaborik	22
6. Kirill Kaprizov	21
Mikael Granlund	21
7. Nino Niederreiter	18
Ryan Suter	18

PLUS/MINUS

1. Jake Middleton	7
2. Dany Heatley	6
Wes Walz	6
4. Brock Faber	5
Willie Mitchell	5

PENALTY MINUTES

1. Marcus Foligno	76
2. Derek Boogaard	44
3. Matt Dumba	39
4. Mikko Koivu	38
5. Stephane Veilleux	35
6. Ryan Hartman	31
7. Nate Prosser	30
8. Kevin Fiala	28
9. Clayton Stoner	26
10. Matt Johnson	25

POWER-PLAY GOALS

1. Kirill Kaprizov	8
2. Zach Parise	6
3. Jared Spurgeon	5
Marian Gaborik	5
5. Andrew Brunette	4
6. Mikko Koivu	3
Filip Kuba	3
8. Matt Dumba	2
Pascal Dupuis	2
Kevin Fiala	2
Frederick Gaudreau	2
Jason Pominville	2
Ryan Suter	2

SHORT-HANDED GOALS

1. Wes Walz	2
2. Marcus Foligno	1
Marian Gaborik	1
Mikko Koivu	1
Luke Kunin	1
Zach Parise	1
Brian Rolston	1
Marco Scandella	1

GAME-WINNING GOALS

1. Nino Niederreiter	3
2. Kirill Kaprizov	2
Charlie Coyle	2
Mikael Granlund	2
Ryan Hartman	2
Mikko Koivu	2
Wes Walz	2

OVERTIME GOALS

1. Joel Eriksson Ek	1
Pierre-Marc Bouchard	1
Andrew Brunette	1
Keith Carney	1
Mikael Granlund	1
Ryan Hartman	1
Mikko Koivu	1
Nino Niederreiter	1
Richard Park	1
Jason Zucker	1

SHOTS ON GOAL

1. Mikko Koivu	121
Zach Parise	121
3. Jared Spurgeon	109
4. Jason Pominville	96
5. Marian Gaborik	95
6. Mikael Granlund	91

GAMES PLAYED (GOALTENDERS)

1. Devan Dubnyk	26
2. Filip Gustavsson	11
Niklas Backstrom	11
Dwayne Roloson	11
4. Ilya Bryzgalov	9
Manny Fernandez	9
Darcy Kuemper	9
7. Marc-Andre Fleury	8
Cam Talbot	8

GAMES STARTED (GOALTENDERS)

1. Devan Dubnyk	26
2. Filip Gustavsson	11
Niklas Backstrom	11
Dwayne Roloson	11
5. Ilya Bryzgalov	8
Cam Talbot	8
7. Manny Fernandez	7
8. Marc-Andre Fleury	6

GOALS-AGAINST AVERAGE

1. Manny Fernandez	1.96
2. Darcy Kuemper	2.13
3. Filip Gustavsson	2.53
4. Niklas Backstrom	2.55
5. Dwayne Roloson	2.59
6. Ilya Bryzgalov	2.63
7. Cam Talbot	2.66
8. Devan Dubnyk	2.72
Josh Harding	2.72



ALL-TIME PLAYOFF LEADERS

WINS

1. Devan Dubnyk	8
2. Dwayne Roloson	5
3. Filip Gustavsson	4
4. Cam Talbot	3
Niklas Backstrom	3
Ilya Bryzgalov	3
Manny Fernandez	3
Darcy Kuemper	3
9. Marc-Andre Fleury	2

LOSSES

1. Devan Dubnyk	18
2. Niklas Backstrom	8
3. Filip Gustavsson	6
Ilya Bryzgalov	6
Dwayne Roloson	6
6. Cam Talbot	5
7. Manny Fernandez	4
Josh Harding	4
Marc-Andre Fleury	4

SAVES

1. Devan Dubnyk	640
2. Filip Gustavsson	308
3. Niklas Backstrom	287
4. Manny Fernandez	235
5. Dwayne Roloson	232
6. Cam Talbot	227
7. Marc-Andre Fleury	180
8. Ilya Bryzgalov	161
9. Darcy Kuemper	154

SHOTS FACED

1. Devan Dubnyk	708
2. Filip Gustavsson	336
3. Niklas Backstrom	315
4. Dwayne Roloson	257
5. Manny Fernandez	253
6. Cam Talbot	248
7. Marc-Andre Fleury	203
8. Ilya Bryzgalov	182
9. Darcy Kuemper	169

SAVE PERCENTAGE

1. Manny Fernandez	.929
2. Josh Harding	.918
3. Filip Gustavsson	.917
4. Cam Talbot	.915
5. Niklas Backstrom	.911
Darcy Kuemper	.911
7. Devan Dubnyk	.904
8. Dwayne Roloson	.903

MINUTES PLAYED

1. Devan Dubnyk	1,499
2. Filip Gustavsson	663
3. Niklas Backstrom	658
4. Dwayne Roloson	578
5. Manny Fernandez	552
6. Ilya Bryzgalov	479
7. Cam Talbot	474
8. Darcy Kuemper	421
9. Marc-Andre Fleury	397

SHUTOUTS

1. Cam Talbot	2
Devan Dubnyk	2
3. Ilya Bryzgalov	1
Darcy Kuemper	1
Alex Stalock	1

FIRST GAME

Home: vs. COL, 4/14/03
Road: at COL, 4/10/03

FIRST WIN

Home: vs. COL (3-2 OT), 04/21/03
Road: at COL (4-2), 4/10/03

FIRST OT WIN

Home: vs. COL (3-2 OT), 4/21/03
Road: at COL (3-2 OT), 4/22/03

FIRST OT LOSS

Home: vs. VAN (3-2 OT), 5/2/03
Road: at VAN (4-3 OT), 4/25/03

FIRST LOSS

Home: vs. COL (3-0), 4/14/03
Road: at COL (3-2), 4/12/03

FIRST SHUTOUT FOR

Home: vs. COL (1-0 OT), 4/21/14
Road: at STL (2-0), 4/19/17

FIRST SHUTOUT AGAINST

Home: vs. COL (3-0, Roy), 4/14/03
Road: at ANA (4-0, Giguere), 5/14/03

FIRST GOAL

Home: Marian Gaborik, 17:20 of 3rd per., vs. COL (3-1 loss), 4/16/03
Road: Filip Kuba, 5:33 of 2nd per., at COL (4-2 win), 4/10/03

FIRST ASSISTS

Home: Cliff Ronning, Sergei Zholtok, 17:20 of 3rd per., vs. COL (3-1 loss), 4/16/03
Road: Andrew Brunette, Sergei Zholtok, 5:33 of 2nd per., at COL (4-2 win), 4/10/03

FIRST GAME-WINNING GOAL

Home: Richard Park, 4:22 of OT, vs. COL (3-2 OT win), 4/21/03
Road: Wes Walz, 9:53 of 2nd, at COL (4-2 win), 4/10/03

FIRST OT GOAL

Home: Richard Park, 4:22 of OT, vs. COL (3-2 OT win), 4/21/03
Road: Andrew Brunette, 3:25 of OT, at Colorado (3-2 OT win), 4/22/03

PLAYOFF FIRSTS



FIRST POWER-PLAY GOAL

Home: Marian Gaborik, 17:20 of 3rd per., vs. COL (3-1 loss), 4/16/03
Road: Filip Kuba, 5:33 of 2nd per., at COL (4-2 win), 4/10/03

FIRST SHORT-HANDED GOAL

Home: Zach Parise, 7:14 of 1st, vs. STL (4-1 win), 4/26/15
Road: Wes Walz, 8:09 of 1st, at COL (3-2 loss), 4/12/03

FIRST EMPTY-NET GOAL

Home: Jason Pominville, 18:34 of 3rd vs. COL (5-2 win), 4/28/14
Road: Mikael Granlund, 18:47 of 3rd, at STL (4-2 win), 4/16/15

FIRST PENALTY SHOT

Home: None
Road: None

FIRST PENALTY SHOT AGAINST

Home: Ryan Smyth, missed, 17:33 of 3rd vs. COL (3-2 OT loss), 4/9/08
Road: None

FIRST PENALTY

Home: Jason Marshall (cross check), 7:32 of 1st vs. COL (3-0 loss), 4/14/03
Road: Andrew Brunette (hooking), 2:54 of 2nd, at COL (4-2 win), 4/10/03

FIRST MINOR PENALTY

Home: Jason Marshall (cross check), 7:32 of 1st, vs. COL (3-0 loss), 4/14/03
Road: Andrew Brunette (hooking), 2:54 of 2nd, at COL (4-2 win), 4/10/03

FIRST MAJOR PENALTY

Home: Matt Johnson (fighting), 0:07 of 1st, vs. VAN(3-2 loss), 4/29/03
Road: Brent Burns (fighting), 11:38 of 1st, vs. ANA (3-2 loss), 4/13/07

FIRST MISCONDUCT PENALTY

Home: Clayton Stoner & Nate Prosser, 20:00 of 3rd, vs. COL (5-2 win), 4/28/14
Road: Willie Mitchell, Brad Brown & Matt Johnson, 20:00 of 3rd per., at Vancouver (3-2 win), 4/27/03

FIRST PP ATTEMPT

Home: 10:02 of 1st, vs. COL, 4/14/03
Road: 4:38 of 2nd, at COL, 4/10/03

FIRST PENALTY KILL

Home: 13:42 of 1st, vs. COL, 4/14/03
Road: 2:54 of 2nd, at COL, 4/10/03

FIRST TWO-GOAL GAME

Home: Richard Park, vs. COL, 4/21/03
Road: Wes Walz, at VAN, 4/25/03

FIRST HAT TRICK

Home: Kirill Kaprizov, vs. STL, 5/4/22
Road: None

FIRST TWO-ASSIST GAME

Home: Marian Gaborik (2a), vs. COL (3-2 OT win), 4/21/03
Road: Darby Hendrickson (2a), at COL (3-2 loss), 4/12/03

FIRST THREE-ASSIST GAME

Home: Cliff Ronning (3a), vs. VAN (5-1 win), 5/7/03
Road: Kyle Brodziak (3a), at COL (5-4 OT win), 4/30/14

FIRST TWO-POINT GAME

Home: Marian Gaborik (1g-2a); Richard Park (2g-0a), vs. COL, 4/21/03
Road: Andrew Brunette (1g-1a), at COL (4-2 win), 4/10/03

FIRST THREE-POINT GAME

Home: Marian Gaborik (1g-2a), vs. COL, 4/21/03
Road: Andrew Brunette (1g-2a), at COL, 4/22/03

FIRST FOUR-POINT GAME

Home: Zach Parise (2g-2a), vs. COL, 4/28/14
Road: None

GOALTENDING

FIRST WIN

Home: Manny Fernandez, vs. COL (3-2 OT win), 4/21/03
Road: Dwayne Roloson, at COL (4-2 win), 4/10/03

FIRST LOSS

Home: Dwayne Roloson, vs. COL (3-0 loss), 4/14/03
Road: Dwayne Roloson, at COL (3-2 loss), 4/12/03

FIRST SHUTOUT

Home: Darcy Kuemper, vs. COL (1-0 OT win), 4/21/14
Road: Devan Dubnyk, at STL (2-0 win), 4/19/17

FIRST PENALTY SHOT FACED

Home: Niklas Backstrom, vs. Ryan Smyth (COL); miss (3-2 OT loss), 4/9/08
Road: None

FIRST POINT

Home: None
Road: Niklas Backstrom, at ANA, 4/19/07

FIRST PENALTY

Home: Dwayne Roloson (tripping), 8:35 of 1st, vs. ANA (2-0 loss), 5/12/03
Road: Dwayne Roloson (roughing), 20:00 of 2nd, at VAN (7-2 win), 5/5/03

**We'll make
the assist
so you
can make
your goal**

#GoWild #OurIce

FULFILLMENT, PROMOTIONS & PRINTING



pointbsolutions.com



THE NHL



NHL DIRECTORY

ALL-TIME RECORD VS. OPPONENTS



GARY BETTMAN

NHL NEW YORK
One Manhattan West,
395 Ninth Avenue
New York, NY 10001
Phone: 212.789.2000



NHL MONTREAL
1800 McGill College Avenue,
Suite 2600
Montreal, Quebec H3A 3J6
Phone: 514.841.9220



WILLIAM DALY

NHL TORONTO
50 Bay Street, 11th Floor
Toronto, Ontario M5J 2X8
Phone: 416.359.7900

2025-26 NATIONAL HOCKEY LEAGUE DIRECTORY

EXECUTIVE

Commissioner	Gary B. Bettman
Deputy Commissioner	William Daly
Senior Executive Vice President of Hockey Operations	Colin Campbell

COMMUNICATIONS

Senior Executive Vice President/Chief Communications Officer	Jon Weinstein
Executive Vice President	John Dellapina
Group Vice President, Business Communications	Jennifer Neziol
Vice President, Corporate Communications	Nirva Milord
Vice President	Julie Young
Senior Director	Jasmine Ghafour
Senior Director	Greg Inglis
Senior Director, Corporate Communications	Brad Klein
Senior Director	Jennifer Moad
Director	Josh Bernstein
Coordinator, Corporate Communications	Delia Brengel
Alexa Potack	Assistant

STATISTICS & INFORMATION

NHL Stats and Information	(@PR_NHL)
Group Vice President	Russell Levine
Director	Trevor Bjergso
Director	Brendon Crossman
Senior Manager	Sara Campbell
Senior Manager	Nick Carafa
Senior Manager	Stuart McComish
Senior Manager	Scott Rodgers
Manager	Mike Biergard
Manager	John Burd
Manager	Nicole Dawe
Manager, Graphic Designer	Mitch Donais
Motion Designer/Video Editor	Michael Novales
Senior Coordinator	Amanda Butterfield
Senior Coordinator	Chris Faria
Senior Coordinator	Liv Holmes
Senior Coordinator	Brett Kozak
Senior Coordinator	Vedant Sharma

EVENT COMMUNICATIONS & PLAYER DEVELOPMENT

Senior Director	Jeff Day
Manager	Paul Braverman
Manager	Bob Crawford
Manager	Sam Gilbert
Coordinator	Emily Campbell

PLAYER RELATIONS

Executive Vice President	Jamey Horan
Vice President	Chris Wojcik
Senior Manager	David Keon
Coordinator	Chloe Bleyer

OPP	OVERALL							HOME							AWAY						
	GP	W	L	OT	GF	GA	PTS	GP	W	L	OT	GF	GA	PTS	GP	W	L	OT	GF	GA	PTS
ANA	88	49	32	7	231	197	105	43	24	13	6	111	95	54	45	25	19	1	120	102	51
ARI	87	50	28	9	249	209	109	43	25	13	5	123	97	55	44	25	15	4	126	112	54
BOS	34	19	10	5	84	82	43	17	9	5	3	36	39	21	17	10	5	2	48	43	22
BUF	33	17	10	6	99	78	40	16	6	6	4	42	39	16	17	11	4	2	57	39	24
CAR	36	18	11	7	101	98	43	20	12	4	4	64	56	28	16	6	7	3	37	42	15
CBJ	68	35	22	11	171	161	81	35	22	7	6	99	82	50	33	13	15	5	72	79	31
CGY	107	44	46	17	245	249	105	54	26	18	10	128	116	62	53	18	28	7	117	133	43
CHI	92	57	29	6	260	225	120	46	31	12	3	133	111	65	46	26	17	3	127	114	55
COL	129	61	55	13	332	365	135	65	34	26	5	175	179	73	64	27	29	8	157	186	62
DAL	94	39	42	13	240	288	91	46	25	16	5	130	110	55	48	14	26	8	110	178	36
DET	69	26	31	12	184	214	64	34	14	11	9	95	88	37	35	12	20	3	89	126	27
EDM	106	63	33	10	302	252	136	53	33	17	3	155	125	69	53	30	16	7	147	127	67
FLA	35	21	10	4	111	81	46	17	11	3	3	52	32	25	18	10	7	1	59	49	21
LA	88	43	30	15	216	231	101	44	24	12	8	116	110	56	44	19	18	7	100	121	45
MTL	33	23	7	3	109	75	49	16	13	2	1	63	37	27	17	10	5	2	46	38	22
NJ	33	12	12	9	91	100	33	16	6	6	4	50	49	16	17	6	6	5	41	51	17
NSH	92	40	40	12	246	266	92	46	25	16	5	146	130	55	46	15	24	7	100	136	37
NYI	35	21	12	2	112	92	44	18	12	4	2	63	49	26	17	9	8	0	49	43	18
NYR	36	15	15	6	107	110	36	19	9	7	3	60	58	21	17	6	8	3	47	52	15
OTT	33	16	12	5	92	95	37	17	9	6	2	53	49	20	16	7	6	3	39	46	17
PHI	34	13	17	4	82	104	30	16	8	5	3	42	39	19	18	5	12	1	40	65	11
PIT	35	16	17	2	103	107	34	17	7	8	2	48	51	16	18	9	9	0	55	56	18
SEA	12	8	3	1	40	27	17	6	3	2	1	22	16	7	6	5	1	0	18	11	10
SJ	88	43	36	9	239	244	95	43	23	15	5	113	113	51	45	20	21	4	126	131	44
STL	100	44	35	21	266	273	109	51	27	15	9	148	127	63	49	17	20	12	118	146	46
TB	36	22	10	4	107	88	48	18	15	3	0	62	39	30	18	7	7	4	45	49	18
TOR	32	15	15	2	73	86	32	15	9	5	1	36	33	19	17	6	10	1	37	53	13
UTA	4	1	3	0	6	16	2	2	0	2	0	1	6	0	2	1	1	0	5	10	2
VAN	106	52	39	15	289	279	119	54	30	18	6	165	137	66	52	22	21	9	124	142	53
VGK	28	13	11	4	76	83	30	14	7	4	3	39	34	17	14	6	7	1	37	49	13
WPG	59	29	24	6	165	169	64	30	17	10	3	87	71	37	29	12	14	3	78	98	27
WSH	33	17	13	3	84	85	37	17	11	5	1	51	46	23	16	6	8	2	33	39	14



ANAHEIM DUCKS

TEAM INFORMATION

Home Ice (Cap., Built)	Honda Center (17,174, 1993)
Mailing Address	2695 E. Katella Ave. Anaheim, CA 92806
Telephone	714.940.2900
Website	anaheimducks.com
X	@AnaheimDucks
Founded	1993-94
Stanley Cup Titles	2007
Colors	Black, Gold, Orange and Silver

DIRECTORY

Owners	Henry & Susan Samuelli
Chairman of the Board	Michael Schulman
Chief Executive Officer	Tim Ryan
General Manager	Pat Verbeek
Head Coach	Joel Quenneville
Assistant Coach	Jay Woodcroft
Assistant Coach	Tim Army
Assistant Coach	Ryan McGill
Assistant Coach	Andrew Brewer
Goaltending Consultant	Peter Budaj

WILD vs. ANAHEIM DUCKS

2024-25 Wild Record: 3-0-0 (1-0-0 at Grand Casino Arena, 2-0-0 at Anaheim)

All-Time Wild Record: 49-32-7 (24-13-6 at Grand Casino Arena, 25-19-1 at Anaheim)

Date	Opp.	Scoring By Period					Shots By Period					Power Plays	Penalties/Minutes	Game-Winning Goal	Goaltender (Saves-Shots)	Attn.
		1	2	3	OT	F	1	2	3	OT	F					
	MIN	3	0	2	—	5	10	12	9	—	31	1-2	7-16		Kaprizov (2)	
11/8	ANA	0	0	2	—	2	10	15	10	—	35	0-6	5-10		Dostal (26-31)	14,706
	MIN	0	3	2	—	5	11	15	7	—	33	1-3	3-6		Rossi (1)	
12/6	ANA	0	0	1	—	1	5	9	13	—	27	0-2	3-8		Gustavsson (26-27)	15,171
	MIN	1	0	1	0	2	12	3	9	5	29	0-1	2-4		Gibson (28-32)	
4/15	MIN	1	0	1	1	3	12	11	14	3	40	0-2	1-2		Dostal (37-40)	
															Boldy (10)	
															GUSTAVSSON (22-24); Fleury (5-5)	*19,029
TOTALS		1	2	3	OT	F	1	2	3	OT	T	Power Plays (%)	Penalties/Minutes	Goaltenders (Record, Saves-Shots)		
	ANA	1	0	4	0	5	27	27	32	5	91	0-9 (0.0)	10-22	Gibson (0-1-0, 28-32); Dostal (0-1-1, 63-71)		
	MIN	4	3	5	1	13	33	38	30	3	104	2-7 (28.6)	11-24	Gustavsson (2-0-0, 81-86); Fleury (1-0-0, 5-5)		

SERIES NOTES

2024-25: Minnesota went 3-0-0 against Anaheim...The Wild won the series-opening game, 5-2, in Anaheim (11/8), the second game, 5-1, at Honda Center (12/6) and completed the season sweep with a 3-2 win in Minnesota (4/15)...LW **Kirill Kaprizov** led Minnesota with six points (3-3=6)...C **Marco Rossi** (3-2=5) and LW **Matt Boldy** (2-3=5) had five points each...D **Brock Faber** (0-3=3) and LW **Mats Zuccarello** (0-3=3) had three points...G **Filip Gustavsson** went 2-0-0 with a 1.68 GAA and a .942 SV% in three games...G Marc-Andre Fleury recorded a win in relief in the third game, stopping all five shots faced...C **Mason McTavish** (1-1=2) led Anaheim with two points...RW **Sam Colangelo** (1-0=1) and RW **Alex Killorn** (1-0=1) each had a goal...G **Lukas Dostal** went 0-1-1 with a 3.85 GAA and a .887 SV% in two starts...G John Gibson saved 28-of-32 shots faced for Anaheim in the second meeting.

WILD LEADERS: Zuccarello leads Minnesota with 30 points (8-22=30) in 34 career games vs. Anaheim...Kaprizov owns 23 points (10-13=23) in 20 games...D **Jared Spurgeon** (7-11=18, in 42 games) and LW **Vladimir Tarasenko** (7-11=18, in 29 games) have 18 points each...C **Ryan Hartman** owns 17 points (9-8=17) in 29 games.

WILD GOALIES: Gustavsson is 5-1-0 with a 1.85 GAA, a .936 SV% and one shutout in seven starts against the Ducks...G **Jesper Wallstedt** has not faced Anaheim.

DUCKS LEADERS: LW **Mikael Granlund** leads Anaheim with 14 points (3-11=14) in 20 games vs. the Wild...LW **Chris Kreider** owns 12 points (10-2=12) in 21 games...C **Ryan Strome** (2-9=11, in 27 games) and D **Jacob Trouba** (2-9=11, in 31 games) have 11 points each.

DUCKS GOALIES: G **Petr Mrazek** is 5-7-0 with a 2.42 GAA and a .916 SV% in 12 starts vs. Minnesota...G **Ville Husso** owns a 6-0-0 record with a 2.43 GAA, a .923 SV% and one shutout in six starts...Dostal is 1-3-1 in six appearances (five starts) with a 3.01 GAA and a .917 SV%.

CONNECTIONS: Wild Assistant Coach **Jason King** skated in four games with Anaheim in 2007-08...Ducks Assistant Coach **Tim Army** spent five seasons (2018-23) as the Iowa Wild (AHL) Head Coach, with a record of 157-115-45 in 317 games...Granlund was selected ninth overall by Minnesota in the 2010 NHL Draft and recorded 317 points (93-224=317) in 461 games over seven seasons (2012-19) with the Wild...D **Jackson LaCombe** is from Eden Prairie and played four seasons (2019-23) at the University of Minnesota...D **Drew Helleson** is from Farmington and played two seasons (2015-17) at Shattuck St. Mary's...C **Nikita Nesterenko** was drafted by the Wild in the sixth round (No. 172 overall) of the 2019 NHL Draft...D **Ryan Poehling** is from Lakeville and played at St. Cloud State University for three seasons (2016-19).

FAST FACTS: Minnesota has won the last five games against Anaheim and is 17-1-0 in its last 18 games, including a 13-game win streak, the longest winning streak against an opponent in team history, from 1/20/21 to 12/21/22...Minnesota is 9-1-0 in its last nine games against Anaheim at Grand Casino Arena since 3/22/21, outscoring the Ducks 35-24.

2025-2026 MATCHUPS

Sat.	11/15	Grand Casino Arena	5 p.m.	Tue.	4/14	Grand Casino Arena	7 p.m.
Fri.	1/2	Honda Center	9:30 p.m.				



BOSTON BRUINS

TEAM INFORMATION

Home Ice (Cap., Built)	TD Garden (17,565, 1995)
Mailing Address	100 Legends Way Boston, MA 02114
Telephone	617.624.1900
Website	bostonbruins.com
X	@NHLBruins
Founded	1924-25
Stanley Cup Titles	6; 1929, 1939, 1941, 1970, 1972, 2011
Colors	Gold, Black and White

DIRECTORY

Owner and Governor	Jeremy M. Jacobs
CEO & Alternate Governor	Charlie Jacobs
President & Alternate Governor	Cam Neely
General Manager	Don Sweeney
Head Coach	Marco Sturm
Associate Coach	Steve Spott
Assistant Coach	Jay Leach
Assistant Coach	Chris Kelly
Goaltending Coach	Bob Essensa

WILD vs. BOSTON BRUINS

2024-25 Wild Record: 1-1-0 (1-0-0 at Grand Casino Arena, 0-1-0 at Boston)

All-Time Wild Record: 19-10-5 (9-5-3 at Grand Casino Arena, 10-5-2 at Boston)

Date	Opp.	Scoring By Period					Shots By Period					Power Plays	Penalties/Minutes	Game-Winning Goal	Goaltender (Saves-Shots)	Attn.
		1	2	3	OT	F	1	2	3	OT	F					
	MIN	0	0	0	—	0	8	14	14	—	36	0-4	3-6		Fleury (32-34)	
2/4	BOS	0	2	1	—	3	14	14	7	—	35	0-3	4-8	McAvoy (2)	Swayman (36-36)	17,850
	BOS	0	0	0	—	0	8	7	13	—	28	0-2	3-9		Swayman (21-22)	
3/2	MIN	0	1	0	—	1	5	11	6	—	22	0-2	3-9	Gaudreau (2) ¹	Gustavsson (28-28)	*18,447
TOTALS		1	2	3	OT	F	1	2	3	OT	T	Power Plays (%)	Penalties/Minutes	Goaltenders (Record, Saves-Shots)		
	BOS	0	2	1	—	3	22	21	20	—	63	0-5 (0.0)	7-17	Swayman (1-1-0, 57-58)		
	MIN	0	1	0	—	1	13	25	20	—	58	0-6 (0.0)	6-15	Fleury (0-1-0, 32-34); Gustavsson (1-0-0, 28-28)		

SERIES NOTES

2024-25: Minnesota went 1-1-0 against Boston...The Bruins won the series-opening game, 3-0, at TD Garden (2/4) and Minnesota earned a 1-0 win in Saint Paul (3/2)...RW Freddy Gaudreau scored the lone goal for Minnesota, with assists coming from LW **Marcus Johansson** and LW **Mats Zuccarello**...G Marc-Andre Fleury stopped 32-of-34 shots faced for the Wild in the first meeting and G **Filip Gustavsson** stopped all 28 shots faced in the second matchup...C **Matthew Poitras** led the Bruins with two points (0-2=2)...C Trent Frederic (1-0=1), C **Morgan Geekie** (1-0=1) and D **Charlie McAvoy** (1-0=1) all scored for Boston...G **Jeremy Swayman** went 1-1-0 with a 0.51 GAA, a .983 SV% and one shutout in two starts.

WILD LEADERS: Johansson leads the Wild with 21 points (9-12=21) in 34 career games against Boston...Zuccarello owns 16 points (3-13=16) in 24 games...RW **Vladimir Tarasenko** has 15 points (6-9=15) in 20 games...LW **Marcus Foligno** owns 11 points (3-8=11) in 32 games.

WILD GOALIES: Gustavsson is 1-1-0 with a 2.03 GAA, a .938 SV% and one shutout in two games...G **Jesper Wallstedt** has not faced Boston.

BRUINS LEADERS: C **Elias Lindholm** has 19 points (5-14=19) in 26 games vs. the Wild...RW **David Pastrnak** (8-7=15, in 16 games) and RW Viktor Arvidsson (6-9=15, in 27 games) have 15 points each...D **Hampus Lindholm** owns 13 points (3-10=13) in 28 games.

BRUINS GOALIES: Swayman is 1-3-0 with a 1.78 GAA, a .942 SV% and one shutout in four career starts vs. Minnesota...G **Joonas Korpi** is 0-3-0 with a 3.65 GAA and a .847 SV% in three starts.

CONNECTIONS: Minnesota Wild President of Hockey Operations and General Manager **Bill Guerin** skated in 142 games in two seasons (2000-02) with Boston, collecting 129 points (69-60=129) and 213 PIM...Wild Head Coach **John Hynes** played forward at Boston University (1993-97) and helped the Terriers advance to four consecutive Frozen Four appearances and win the 1995 NCAA championship...Wild Associate Coach **Jack Capuano** played two games with the Bruins in 1991-92...Minnesota Assistant General Manager **Michael Murray** is from Dover, Mass...Minnesota Assistant General Manager **Chris Kelleher** is from Belmont, Mass., and played four seasons (1994-98) at Boston University and in one game for the Bruins during the 2001-02 season...Johansson recorded three points (1-2=3) in 10 regular season games and 11 points (4-7=11) in 22 Stanley Cup playoff games with Boston in 2018-19...LW **Matt Boldy** was born in Milford, Mass., and played two seasons (2019-21) at Boston College...C **Marat Khusnutdinov** was selected by Minnesota in the second round (37th overall) of the 2020 NHL Draft and collected 11 points (3-8=11) in 73 games with the Wild (2023-25)...C **Casey Mittelstadt** is from Eden Prairie, Minn., and played one season at the University of Minnesota (2017-18)...LW **Riley Tuft** is from Coon Rapids, Minn., and played three seasons at the University of Minnesota-Duluth (2016-19).

FAST FACTS: Minnesota has collected a point in six of its last eight contests against Boston (5-2-1), including sweeping the season series in two of the past four seasons (2021-22, 2023-24)...10 of the 17 all-time games played in Saint Paul have been decided by one goal.

2025-2026 MATCHUPS

Sun.	12/14	Grand Casino Arena	5 p.m.	Sat.	3/28	TD Garden	4 p.m.
------	-------	--------------------	--------	------	------	-----------	--------



BUFFALO SABRES

TEAM INFORMATION

Home Ice (Cap., Built)	KeyBank Center (19,070, 1996)
Mailing Address	One Seymour H. Knox III Plaza, Buffalo, NY 14203
Telephone	716.855.4100
Website	sabres.com
X	@BuffaloSabres
Founded	1970-71
Stanley Cup Titles	None
Colors	Navy, Blue, Gold and Silver

DIRECTORY

Owner/CEO	Terry Pegula
Owner/President	Kim Pegula
General Manager	Kevin Adams
Head Coach	Lindy Ruff
Assistant Coach	Seth Appert
Assistant Coach	Matt Ellis
Assistant Coach	Marty Wilford
Assistant Coach	Mike Bales

WILD vs. BUFFALO SABRES

2024-25 Wild Record: 2-0-0 (1-0-0 at Grand Casino Arena, 1-0-0 at Buffalo)

All-Time Wild Record: 17-10-6 (6-6-4 at Grand Casino Arena, 11-4-2 at Buffalo)

Date	Opp.	Scoring By Period				Shots By Period				Power Plays	Penalties/Minutes	Game-Winning Goal	Goaltender (Saves-Shots)	Attn.
		1	2	3	OT F	1	2	3	OT T					
	MIN	1	0	0	-	1	4	11	15	-	30	0-0	Gustavsson (39-39)	
11/27	BUF	0	0	0	-	0	16	9	14	-	39	0-2	Kaprizov (3)	17,326
	BUF	0	0	1	-	1	8	6	7	-	21	0-2	Luukkonen (17-20)	
3/22	MIN	0	3	1	-	4	6	10	5	-	21	0-2	Gustavsson (20-21)	*18,379
	BUF	0	0	1	-	1	24	15	21	-	60	0-4 (0.0)	Luukkonen (0-2-0, 46-50)	
	MIN	1	3	1	-	5	10	21	20	-	51	0-2 (0.0)	Gustavsson (2-0-0, 59-60)	
TOTALS		1	2	3	OT F	1	2	3	OT T	Power Plays (%)	Penalties/Minutes	Goaltenders (Record, Saves-Shots)		

SERIES NOTES

2024-25: Minnesota went 2-0-0 against Buffalo...The Wild won the series-opening game, 1-0, at KeyBank Center (11/27) and completed the series sweep with a 4-1 win in Saint Paul (3/22)...LW **Matt Boldy** led Minnesota with three points (0-3=3)...RW **Mats Zuccarello** had two points (1-1=2)...LW **Kirill Kaprizov**, C **Marco Rossi** and D **Zach Bogosian** all recorded a goal...G **Filip Gustavsson** went 2-0-0 with a 0.50 GAA, a .983 SV% and one shutout...D **Rasmus Dahlin** (0-1=1), LW JJ Peterka (1-0=1) and D **Owen Power** (0-1=1) all had one point...G **Ukko-Pekka Luukkonen** went 0-2-0 with a 2.08 GAA and a .920 SV%.

WILD LEADERS: Zuccarello leads Minnesota with 21 points (6-15=21) in 27 games vs. Buffalo...LW **Marcus Johansson** (12-8=20, in 32 games) and RW **Vladimir Tarasenko** (11-9=20, in 25 games) each have 20 points...D **Jared Spurgeon** owns 11 points (5-6=11) in 20 games.

WILD GOALIES: Gustavsson is 2-1-1 with a 1.75 GAA, a .938 SV% and one shutout in four starts against the Sabres...G **Jesper Wallstedt** has not faced Buffalo.

SABRES LEADERS: Dahlin leads Buffalo with 11 points (4-7=11) in 11 career games vs. Minnesota...RW **Alex Tuch** owns nine points (4-5=9) in 21 games...LW **Jason Zucker** has six points (1-5=6) in nine games...C **Tage Thompson** has five points (1-4=5) in 11 games.

SABRES GOALIES: Luukkonen is 3-2-1 with a 2.44 GAA and a .922 SV% in six starts against Minnesota...G **Alex Lyon** is 2-0-0 with a 2.00 GAA and a .943 SV% in two starts...G **Alexander Georgiev** is 6-3-1 with a 3.28 GAA and a .896 SV% in 10 starts.

CONNECTIONS: LW **Marcus Foligno** was born in Buffalo and tallied 116 points (49-67=116) and 334 PIM in 347 games with the Sabres (2011-17)...Foligno was drafted by the Sabres in the fourth round (104th overall) of the 2009 NHL Draft...Johansson tallied 30 points (9-21=30) in 60 games with Buffalo in 2019-20...Bogosian collected 67 points (13-54=67) and 234 PIM in 243 games in parts of six seasons with Buffalo (2014-20)...LW **Jordan Greenway** was drafted 50th overall by the Wild in the 2015 NHL Draft and recorded 119 points (38-81=119), 227 PIM and a plus-18 rating in 317 games over a span of six seasons with Minnesota (2017-23)...Tuch was drafted 18th overall by the Wild in the 2014 NHL Draft and made his NHL debut with Minnesota, skating in six games during the 2016-17 season...Zucker was selected by Minnesota in the second round (59th overall) of the 2010 NHL Draft and collected 243 points (132-111=243) in 456 games across nine seasons (2011-20) with the Wild...Lyon is from Baudette.

FAST FACTS: The Wild has earned a point in 16 of the last 21 meetings against Buffalo (12-5-4)...Minnesota's 7-0 win at Buffalo (1/15/15) is tied for the largest margin of victory in franchise history...The Wild blocked 31 shots at Buffalo (11/27), tied for the second-highest single-game total in franchise history (33 blocked shots at JSJ, 12/6/11).

2025-2026 MATCHUPS

Wed.	11/27	KeyBank Center	6 p.m.	Sat.	3/22	Grand Casino Arena	1 p.m.
------	-------	----------------	--------	------	------	--------------------	--------

CALGARY FLAMES



TEAM INFORMATION

Home Ice (Cap., Built)	Scotiabank Saddledome (19,289, 1983)
Mailing Address	555 Saddledome Rise SE Calgary, Alberta T2P 3B9
Telephone	403.777.4636
Website	calgaryflames.com
X	@NHLFlames
Founded	1972-73 (Relocated from Atlanta in 1980)
Stanley Cup Titles	1989
Colors	Red, White, Black and Gold

DIRECTORY

Chairman	N. Murray Edwards
President & CEO	John Bean
General Manager	Craig Conroy
Head Coach	Ryan Huska
Assistant Coach	Trent Cull
Assistant Coach	Dave Lowry
Assistant Coach	Cail MacLean
Sr. Goaltending Coach	Jordan Sigalet
Goaltending Coach	Jason Labarbera

WILD vs. CALGARY FLAMES

2024-25 Wild Record: 0-2-1 (0-1-0 at Grand Casino Arena, 0-1-1 at Calgary)

All-Time Wild Record: 44-46-17 (26-18-10 at Grand Casino Arena, 18-28-7 at Calgary)

Date	Opp.	Scoring By Period				Shots By Period				Power Plays	Penalties/Minutes	Game-Winning Goal	Goaltender (Saves-Shots)	Attn.
		1	2	3	OT F	1	2	3	OT T					
	MIN	1	0	2	0	3	8	3	10	2	23	1-3	Gustavsson (28-31)	
11/23	CGY	1	1	1	0	4	8	11	9	3	31	2-2	Vladar (20-23)	17,116
	CGY	1	2	2	-	5	5	14	10	-	29	2-3	Kuzmenko (3)	
1/25	MIN	1	0	3	-	4	5	7	13	-	25	1-2	Flury (24-29)	19,212
	MIN	0	0	2	-	2	7	6	5	-	18	0-2	GUSTAVSSON (25-29); Flury (3-3)	
4/11	CGY	1	2	2	-	5	5	14	10	-	29	1-2	Kadri (5)	18,456
	CGY	3	5	5	0	14	18	39	29	3	89	5-7 (71.4)	Vladar (1-0-0, 20-23); Wolf (2-0-0, 37-43)	
	MIN	2	0	7	0	9	20	16	28	2	66	2-7 (28.6)	Gustavsson (0-1-1, 53-60); Flury (0-1-0, 27-32)	
TOTALS		1	2	3	OT F	1	2	3	OT T	Power Plays (%)	Penalties/Minutes	Goaltenders (Record, Saves-Shots)		

SERIES NOTES

2024-25: Minnesota went 0-2-1 against Calgary...Calgary secured a 4-3 shootout victory in the series-opening game at the Saddledome (11/23), a 5-4 win in Saint Paul (1/25) in the second meeting and a 4-2 victory in the series finale in Calgary...C **Marco Rossi** led Minnesota with five points (1-4=5)...LW **Matt Boldy** had three assists (0-3=3)...C **Joel Eriksson Ek** (1-1=2) and RW **Mats Zuccarello** (1-1=2) had two points each...G **Filip Gustavsson** went 0-1-1 with a 3.80 GAA and a .883 SV%...G Marc-Andre Fleury went 0-1-0 with a 4.38 GAA and a .844 SV% in two games...C **Martin Pospisil** (2-2=4) and C **Yegor Sharangovich** (2-2=4) had four points each...C **Nazem Kadri** had three points (1-2=3)...G **Dustin Wolf** went 2-0-0 with a 3.00 GAA and a .860 SV%...G Dan Vladar stopped 20-of-23 shots faced to earn the win for Calgary in the first game.

WILD LEADERS: RW **Vladimir Tarasenko** leads Minnesota with 24 points (9-15=24) in 30 games vs. Calgary...D **Jared Spurgeon** owns 15 points (5-10=15) in 44 career games...LW **Marcus Johansson** owns 13 points (4-9=13) in 22 games...LW **Marcus Foligno** has 12 points (10-2=12) in 27 games.

WILD GOALIES: Gustavsson is 5-1-2 with a 1.77 GAA, a .943 SV% and two shutouts in nine games (eight starts)...G **Jesper Wallstedt** has not faced Calgary.

FLAMES LEADERS: C **Mikael Backlund** leads Calgary with 21 points (8-13=21) in 45 career matches against the Wild...Kadri owns 20 points (9-11=20) in 37 games...LW **Jonathan Huberdeau** owns 16 points (7-9=16) in 23 games...D **Rasmus Andersson** (2-10=12 in 18 games) and D **MacKenzie Weegar** (2-10=12 in 15 games) each have 12 points.

FLAMES GOALIES: Wolf is 2-0-0 with a 3.03 GAA and a .852 SV% in three games (two starts)...G **Devin Cooley** has not faced Minnesota.

FAST FACTS: The Wild is 15-10-3 in its last 28 games at the Saddledome after starting the all-time series 3-18-4.

2025-2026 MATCHUPS

Sun.	11/9	Grand Casino Arena	7 p.m.	Thur.	1/29	Grand Casino Arena	7 p.m.
Thur.	12/4	Scotiabank Saddledome	8 p.m.				



CAROLINA HURRICANES

TEAM INFORMATION

Home Ice (Cap., Built).....PNC Arena (18,680, 1999)
Mailing Address.....1400 Edwards Mill Road
Raleigh, NC 27607
Telephone.....919.467.7825
Website.....carolinahurricanes.com
X.....@NHLCanes
Founded.....1979-80 (Relocated from Hartford in 1997)
Stanley Cup Titles.....2006
Colors.....Red, White, Black and Silver

DIRECTORY

Owner/ Governor.....Tom Dundon
General Manager.....Eric Tulsy
Head Coach.....Rod Brind'Amour
Assistant Coach.....Jeff Daniels
Assistant Coach.....Tim Gleason
Goaltending Coach.....Paul Schonfelder

WILD vs. CAROLINA HURRICANES

2024-25 Wild Record: 2-0-0 (1-0-0 at Grand Casino Arena, 1-0-0 at Carolina)

All-Time Wild Record: 18-11-7 (12-4-4 at Grand Casino Arena, 6-7-3 at Carolina)

Date	Opp.	Scoring By Period					Shots By Period					Power Plays	Penalties/ Minutes	Game-Winning Goal	Goaltender (Saves-Shots)		Attn.
		1	2	3	OT	F	1	2	3	OT	T						
1/4	MIN	1	1	2	-	4	10	10	7	-	27	1-3	4-10	Zuccarello (3)	Gustavsson (21-21)		18,903
	CAR	0	0	0	-	0	8	9	4	-	21	0-4	4-8		Kochetkov (23-26)		
2/6	CAR	0	0	1	-	1	15	10	13	-	38	0-2	3-6		Andersen (22-24)		*18,273
	MIN	1	0	1	-	2	7	10	7	-	24	0-3	2-4	Hinostroza (1)	Gustavsson (37-38)		
TOTALS		1	2	3	OT	F	1	2	3	OT	T	Power Plays (%)	Penalties/ Minutes	Goaltenders (Record, Saves-Shots)			
	CAR	0	0	1	-	1	23	19	17	-	59	0-6 (0.0)	7-12	Kochetkov (0-1-0, 23-26); Andersen (0-1-0, 22-224)			
	MIN	2	1	3	-	6	17	20	14	-	51	1-6 (16.7)	6-14	Gustavsson (2-0-0, 56-57)			

SERIES NOTES

2024-25: Minnesota went 2-0-0 against Carolina...The Wild won the series-opening game, 4-0, in Raleigh (1/4) and completed the series sweep with a 2-1 win in Saint Paul (2/6)...C **Marco Rossi** led Minnesota with a four points (0-4=4), while **LW Matt Boldy** (1-2=3) and **RW Mats Zuccarello** (2-1=3) each notched three points...G **Filip Gustavsson** went 2-0-0 with a 0.50 GAA, a .983 SV% and one shutout...C **Sebastian Aho** recorded the lone goal for Carolina in two games...G **Pyotr Kochetkov** stopped 23-of-26 shots faced in the first meeting and G **Frederik Andersen** stopped 23-of-26 shots faced in the second game.

WILD LEADERS: Zuccarello leads the Wild with 37 points (11-26=37) in 41 career games against the Hurricanes...D **Zach Bogosian** has 21 points (3-18=21) in 47 games...LW **Marcus Johansson** owns 18 points (7-11=18) in 44 games...D **Jared Spurgeon** has 15 points (1-14=15) in 18 contests.

WILD GOALIES: Gustavsson is 4-1-0 with a 1.40 GAA, a .953 SV% and one shutout in five starts against Carolina...G **Jesper Wallstedt** has not faced Carolina.

HURRICANES LEADERS: LW **Taylor Hall** leads Carolina with 23 points (8-15=23) in 31 games vs. Minnesota...Aho has 17 points (7-10=17) in 16 games...D **Shane Gostisbehere** has 15 points (2-13=15) in 17 games...LW **Nikolaj Ehlers** owns 14 points (8-6=14) in 32 games.

HURRICANES GOALIES: Andersen is 7-6-0 with a 2.43 GAA and a .915 SV% in 13 career starts against Minnesota...Kochetkov is 1-1-1 with a 2.32 GAA and a .909 SV% in three starts against Minnesota...G **Brandon Bussi** has not faced the Wild.

CONNECTIONS: Wild Assistant Coach **Patrick Dwyer** recorded 93 points (42-51=93) in 416 games (2008-15) with Carolina...Wild Player Development Coach **Derek Stepan** tallied 30 points (14-16=30) in 131 games for the Hurricanes (2021-23)...D **Mike Reilly** played three seasons at the University of Minnesota (2012-15) and collected 18 points (4-14=18) in 84 games in parts of three seasons with Minnesota (2015-18)...D **K'Andre Miller** is from Saint Paul.

FAST FACTS: Minnesota is 6-2-0 in its last eight games against Carolina since 2/12/22...The Wild has earned a point in 10 of its last 11 home games against the Hurricanes (8-1-2) and is 11-3-2 in its last 16 home games, scoring three-plus goals in 13 of those contests.

2025-2026 MATCHUPS

Thur.	11/6	PNC Arena	6 p.m.	Wed.	11/19	Grand Casino Arena	8:30 p.m.
-------	------	-----------	--------	------	-------	--------------------	-----------



CHICAGO BLACKHAWKS

TEAM INFORMATION

Home Ice (Cap., Built).....United Center (19,717, 1994)
Mailing Address.....1901 W. Madison Street
Chicago, IL 60612
Telephone.....312.455.7000
Website.....chicagoblackhawks.com
X.....@NHLBlackhawks
Founded.....1926-27
Stanley Cup Titles.....6; 1934, 1938, 1961, 2010, 2013, 2015
Colors.....Red, White and Black

DIRECTORY

Chairman and CEO.....Danny Wirtz
General Manager.....Kyle Davidson
Head Coach.....Jeff Blashill
Assistant Coach.....Anders Sorenson
Assistant Coach.....Michael Peca
Assistant Coach.....Michael Vellucci
Goaltending Coach.....Jimmy Waite

WILD vs. CHICAGO BLACKHAWKS

2024-25 Wild Record: 3-0-1 (2-0-0 at Grand Casino Arena, 1-0-1 at Chicago)

All-Time Wild Record: 57-29-6 (31-12-3 at Grand Casino Arena, 26-17-3 at Chicago)

Date	Opp.	Scoring By Period					Shots By Period					Power Plays	Penalties/ Minutes	Game-Winning Goal	Goaltender	
		1	2	3	OT	F	1	2	3	OT	T				(Saves-Shots)	Attn.
11/10	MIN	0	0	1	0	1	5	9	19	0	33	0-3	3-6	Kurashev (1)	Gustavsson (20-22)	
	CHI	1	0	0	1	2	7	9	4	1	22	0-3	3-6		Mrizek (32-33) 19,657	
11/29	CHI	1	1	0	-	2	5	10	8	-	23	1-3	2-4	Spurgeon (1)	Mrizek (26-29)	
	MIN	0	3	0	-	3	8	6	15	-	29	0-2	3-6		Fleury (21-23) *18,532	
12/23	CHI	1	1	1	-	3	11	10	10	-	31	0-0	1-2	Foligno (1)	Soderblom (23-26)	
	MIN	1	1	2	-	4	12	8	7	-	27	0-1	0-0		Gustavsson (28-31) *19,067	
1/26	MIN	2	1	1	-	4	11	7	10	-	28	1-3	5-10	Eriksson Ek (1)	Gustavsson (18-20)	
	CHI	0	0	2	-	2	1	4	15	-	20	1-3	5-10		Mrizek (24-27) 18,701	
TOTALS		1	2	3	OT	F	1	2	3	OT	T	Power Plays (%)	Penalties/ Minutes	Goaltenders (Record, Saves-Shots)		
CHI		3	2	3	1	9	24	33	37	1	96	2-9 (22.2)	11-22	Mrizek (1-2-0, 82-89); Soderblom (0-1-0, 23-26)		
MIN		3	5	4	0	12	36	30	51	0	117	1-9 (11.1)	11-22	Fleury (1-0-0, 21-23); Gustavsson (2-0-1, 66-73)		

SERIES NOTES

2024-25: Minnesota went 3-0-1 against the Blackhawks...Chicago earned a 2-1 overtime victory in the series-opening game at United Center (11/10) before the Wild posted a 3-2 win in the second game in Saint Paul (11/29), a 4-3 win at Grand Casino Arena in the third game (12/23) and a 4-2 win in Chicago in the final meeting (1/26)...LW **Matt Boldy** led Minnesota with five points (1-4=5)...LW **Marcus Foligno** (2-2=4), LW **Kirill Kaprizov** (1-3=4) and D **Jared Spurgeon** (4-0=4) had four points each...G **Filip Gustavsson** went 2-0-1 with a 2.31 GAA and a .904 SV%...G Marc-Andre Fleury went 1-0-0 with a 2.00 GAA and a .913 SV%...C **Connor Bedard** (1-3=3) and LW **Ryan Donato** (2-1=3) led Chicago with three points each...C **Jason Dickinson** scored two goals...G Petr Mrazek went 1-2-0 with a 2.35 GAA and a .921 SV%...G **Arvid Soderblom** went 0-1-0 with a 3.09 GAA and a .885 SV%.

WILD LEADERS: RW **Vladimir Tarasenko** leads Minnesota with 33 points (20-13=33) in 36 games vs. Chicago...RW **Mats Zuccarello** owns 25 points (8-17=25) in 27 career matches...Spurgeon owns 21 points (7-14=21) in 45 games...Kaprizov owns 16 points (6-10=16) in 13 games...Boldy owns 13 points (5-8=13) in 15 games.

WILD GOALIES: Gustavsson is 5-0-1 with a 1.83 GAA and a .931 SV% in six starts...G **Jesper Wallstedt** stopped all 24 shots faced to record his first career NHL win and shutout vs. Chicago (4/7/24).

BLACKHAWKS LEADERS: RW **Andre Burakovsky** leads Chicago with 18 points (4-14=18) in 30 games vs. the Wild...LW **Nick Foligno** (8-6=14, in 30 games) and LW **Teuvo Teravainen** (4-10=14, in 25 games) have 14 points each...Donato owns 11 points (4-7=11) in 23 games.

BLACKHAWKS GOALIES: Soderblom is 0-2-0 with a 3.55 GAA and a .889 SV%...G **Laurent Brossoit** is 5-0-0 with a 2.19 GAA and a .929 SV% in six games (five starts)...G **Spencer Knight** stopped all six shots faced in relief (10/22/24) in his only appearance vs. Minnesota.

CONNECTIONS: C **Ryan Hartman** was selected by Chicago in the first round (30th overall) of the 2013 NHL Draft and collected 57 points (27-30=57) in 141 games during four seasons (2014-18) with the Blackhawks...Chicago Vice President of Hockey Operations **Chris O'Hearn** spent two seasons with Minnesota as Director of Hockey Operations (2019-21) and three seasons as Assistant General Manager (2021-24)...Donato tallied 39 points (18-21=39) in 84 games in parts of two seasons with Minnesota (2018-20)...RW **Joey Anderson** is from Roseville and played two seasons at the University of Minnesota-Duluth (2016-18)...D **Wyatt Kaiser** is from Andover and played three seasons at the University of Minnesota-Duluth (2020-23)...D **Sam Rinzel** is from Chanhassen and played two seasons at the University of Minnesota (2023-25)...Chicago LW **Nick Foligno** is the older brother of Wild LW **Marcus Foligno**.

FAST FACTS: Minnesota's 57 all-time wins against Chicago are its third-most against an opponent...The Wild has earned points in 16 consecutive meetings (15-0-1) against the Blackhawks dating back to 2/4/20...Minnesota has earned a point in 11 consecutive games played at Grand Casino Arena (10-0-1) dating back to 2/10/18...The Wild has earned points in eight consecutive games played at United Center (7-0-1) since 1/21/22...In 2015-16, the Wild became the first team to win every game in a season series of at least five contests against Chicago since the Boston Bruins went 8-0-0 in 1938-39.

2025-2026 MATCHUPS

Wed.	11/26	United Center	7:30 p.m.	Tue.	3/17	United Center	6:30 p.m.
Tue.	1/27	Grand Casino Arena	7 p.m.	Thur.	3/19	Grand Casino Arena	6:30 p.m.



COLORADO AVALANCHE

TEAM INFORMATION

Home Ice (Cap., Built).....Ball Arena (17,809, 1999)
Mailing Address.....1000 Chopper Circle
Denver, CO 80204
Telephone.....303.405.1100
Website.....coloradoavalanche.com
X.....@Avalanche
Founded.....1979-80 (Relocated from Quebec in 1995)
Stanley Cup Titles.....3; 1996, 2001, 2022
Colors.....Burgundy, Silver, Blue and Black

DIRECTORY

Owner/Chairman.....E. Stanley Kroenke
President & Governor.....Josh Kroenke
President of Hockey Operations.....Joe Sakic
General Manager.....Chris MacFarland
Head Coach.....Jared Bednar
Assistant Coach.....Nolan Pratt
Assistant Coach.....Dave Hakstol
Goaltending Coach.....Jussi Parkkila

WILD vs. COLORADO AVALANCHE

2024-25 Wild Record: 2-2-0 (1-1-0 at Grand Casino Arena 1-1-0 at Colorado)
All-Time Wild Record: 61-55-13 (34-26-5 at Grand Casino Arena, 27-29-8 at Colorado)

Date	Opp.	Scoring By Period					Shots By Period					Power Plays	Penalties/Minutes	Game-Winning Goal	Goaltender (Saves-Shots)	Attn.
		1	2	3	OT	F	1	2	3	OT	T					
	COL	2	1	3	-	6	8	11	8	-	27	0-3	3-6		Colton (3)	
1/9	MIN	1	0	0	-	1	4	8	13	-	25	0-3	3-6		Gustavsson (21-27)	*18,979
	MIN	1	0	2	-	3	9	13	4	-	26	0-4	3-6		Fleury (26-27)	
1/20	COL	0	1	0	-	1	4	7	16	-	27	0-3	4-8		Blackwood (23-26)	18,072
	MIN	2	0	0	-	2	10	4	6	-	20	1-3	3-6		Gustavsson (25-29)	
2/28	COL	1	3	1	-	5	15	12	3	-	30	2-3	3-6		Blackwood (18-20)	18,091
	COL	0	0	1	0	1	5	13	8	2	28	0-2	1-2		Blackwood (22-23)	
3/11	MIN	0	1	0	0	2	6	8	8	1	23	0-1	2-4		Gustavsson (27-28)	*18,901
TOTALS		1	2	3	OT	F	1	2	3	OT	T	Power Plays (%)	Penalties/Minutes		Goaltenders (Record, Saves-Shots)	
	COL	3	5	5	-	13	32	43	35	2	112	2-11 (18.1)	11-22		Blackwood (2-1-1, 87-94)	
	MIN	4	1	2	-	8	29	33	31	1	94	1-11 (9.1)	11-22		Gustavsson (1-2-0, 73-84); Fleury (1-0-0, 26-27)	

SERIES NOTES

2024-25: Minnesota went 2-2-0 against Colorado...Colorado won the series-opening game, 6-1, at Grand Casino Arena (1/9), and the third game, 5-2, in Denver (2/28)...Minnesota won the second game, 3-1, at Ball Arena (1/20) and the series finale 2-1 in a shootout in Saint Paul (3/11)...C Freddy Gaudreau (0-2=2), D Brock Faber (1-1=2), D Jake Middleton (1-1=2), C Marco Rossi (0-2=2) and C Yakov Trenin (1-1=2) each led the Wild with two points against the Avalanche...G Filip Gustavsson went 1-2-0 with a 3.59 GAA and a .869 SV% in three games...G Marc-Andre Fleury saved 21-of-22 shots faced to earn the win in the second game...C Ross Colton led Colorado with five points (3-2=5)...C Nathan MacKinnon had four points (2-2=4), and LW Jonathan Drouin (1-2=3) and LW Joel Kiviranta (1-2=3) each had three points...G Mackenzie Blackwood went 2-1-1 with a 1.74 GAA and a .926 SV% in starting all four games for Colorado.

WILD LEADERS: RW Vladimir Tarasenko leads Minnesota with 35 points (15-20=35) in 47 games against Colorado...RW Mats Zuccarello owns 32 points (7-25=31) in 34 career matches...LW Kirill Kaprizov (12-8=20, in 18 games) and D Jared Spurgeon (5-15=20, in 61 games) each have 20 points...C Ryan Hartman owns 18 points (9-9=18) in 38 contests.

WILD GOALIES: Gustavsson is 2-7-1 with a 3.81 GAA and a .884 SV% in nine starts against Colorado...G Jesper Wallstedt has not faced Colorado.

AVALANCHE LEADERS: MacKinnon leads the Avalanche with 63 points (23-40=63) in 51 career games against Minnesota...LW Gabriel Landeskog owns 42 points (20-22=42) in 42 games...D Brent Burns has 29 points (5-17=29) in 45 games...D Cale Makar has 22 points (5-17=22) in 25 games...D Samuel Girard owns 19 points (1-18=19) in 32 contests...D Devin Toews has 14 points (2-12=14) in 21 games.

AVALANCHE GOALIES: Blackwood has a 2-4-2 record with a 2.72 GAA and a .904 SV% in eight career starts vs. Minnesota...G Scott Wedgewood has a 1-1-2 record with a 2.94 GAA and a .900 SV% in five games (three starts) against the Wild.

CONNECTIONS: Trenin recorded three points (2-1=3) in 16 games with the Avalanche last season...Burns was selected by Minnesota in the First Round (20th overall) of the 2003 NHL Draft and collected 183 points (55-128=183) and 325 PIM in 453 games with Minnesota across seven seasons (2003-11)...C Brock Nelson is from Warroad...D Sam Malinski is from Lakeville...Colorado D Keaton Middleton is the younger brother of Wild D Jake Middleton...D Jack Ahcan is from Savage and played four seasons at St. Cloud State (2016-20).

2025-2026 MATCHUPS

Fri.	11/28	Grand Casino Arena	2:30 p.m.	Thur.	2/26	Ball Arena	8 p.m.
Sun.	12/21	Grand Casino Arena	5 p.m.	Sun.	3/8	Ball Arena	1 p.m.



COLUMBUS BLUE JACKETS

TEAM INFORMATION

Home Ice (Cap., Built).....Nationwide Arena (18,144, 2000)
Mailing Address.....200 W. Nationwide Blvd.
Columbus, OH 43215
Telephone.....614.246.4625
Website.....bluejackets.com
X.....@BlueJacketsNHL
Founded.....2000-01
Stanley Cup Titles.....None
Colors.....Blue, Red, Silver and White

DIRECTORY

Majority Owner/Governor.....John P. McConnell
President/Alt. Governor.....Mike Priest
President of Hockey Operations & General Manager.....Don Waddell
Head Coach.....Dean Evason
Assistant Coach.....Steve McCarthy
Assistant Coach.....Scott Ford
Assistant Coach.....Jared Boll
Assistant Coach.....Mike Haviland
Goaltending Coach.....Niklas Backstrom

WILD vs. COLUMBUS BLUE JACKETS

2024-25 Wild Record: 2-0-0 (1-0-0 at Grand Casino Arena, 1-0-0 at Columbus)
All-Time Wild Record: 35-22-11 (22-7-6 at Grand Casino Arena, 13-15-5 at Columbus)

Date	Opp.	Scoring By Period					Shots By Period					Power Plays	Penalties/Minutes	Game-Winning Goal	Goaltender (Saves-Shots)	Attn.
		1	2	3	OT	F	1	2	3	OT	T					
	CBJ	0	1	1	-	2	8	15	10	-	33	1-3	3-6		Merzlikins (23-26)	
10/10	MIN	1	1	1	-	3	11	6	9	-	26	1-3	3-6		Zuccarello (1)	*18,613
	MIN	1	0	2	-	3	13	6	15	-	34	1-3	3-6		Kaprizov (1)	
10/19	CBJ	0	0	1	-	1	4	12	8	-	24	0-3	3-6		Tarasov (31-34)	16,876
TOTALS		1	2	3	OT	F	1	2	3	OT	T	Power Plays (%)	Penalties/Minutes		Goaltenders (Record, Saves-Shots)	
	CBJ	0	1	2	-	3	12	27	18	-	57	1-6 (16.7)	6-12		Merzlikins (0-1-0, 23-26); Tarasov (0-1-0, 31-34)	
	MIN	2	1	3	-	6	24	12	24	-	60	2-6 (33.3)	6-12		Gustavsson (2-0-0, 54-57)	

SERIES NOTES

2024-25: Minnesota went 2-0-0 against Columbus...Minnesota won the series-opening game, 3-2, in Saint Paul (10/10) and completed the season sweep with a 3-1 win in Columbus (10/19)...LW Matt Boldy led the Wild with four points (1-3=4)...LW Kirill Kaprizov had three points (1-2=3)...LW Marcus Johansson (0-2=2) and RW Mats Zuccarello (0-2=2) had two points each...G Filip Gustavsson went 2-0-0 with a 1.50 GAA and a .947 SV%...LW Kent Johnson (1-1=2) and RW Yegor Chinakov (1-1=2) led the Blue Jackets with two points each...D Zach Werenski also scored for Columbus (1-0=1)...G Elvis Merzlikins saved 23-of-26 shots faced in the first game and G Daniil Tarasov stopped 31-of-34 shots faced in the second game.

WILD LEADERS: RW Vladimir Tarasenko leads Minnesota with 27 points (14-13=27) in 25 games vs. Columbus...Johansson has 24 points (10-14=24) in 35 career games...Zuccarello has 20 points (10-10=20) in 33 games...D Jared Spurgeon owns 13 points (2-11=13) in 26 matches...C Ryan Hartman has 11 points (1-10=11) in 16 games...

WILD GOALIES: Gustavsson is 3-0-1 with a 2.18 GAA and a .938 SV% in four starts against the Blue Jackets...G Jesper Wallstedt has not faced Columbus.

BLUE JACKETS LEADERS: C Sean Monahan leads Columbus with 15 points (6-9=15) in 31 games vs. Minnesota...D Damon Severson owns eight assists (0-8=8) in 19 games...D Brendan Smith has seven points (2-5=7) in 17 games...Werenski owns six points (4-2=6) in 13 games.

BLUE JACKETS GOALIES: Merzlikins is 2-1-2 with a 2.89 GAA and a .914 SV% in five career starts vs. Minnesota...G Jet Greaves has not faced Minnesota.

CONNECTIONS: C Charlie Coyle recorded 242 points (91151=242) in 479 games across seven seasons (2012-19) with the Wild...Wild D David Jiricek was selected by Columbus in the first round (No. 6 overall) of the 2022 NHL Draft and collected 11 points (1-10=11) in 53 games over parts of three seasons (2022-25)...Wild D Daemon Hunt played 48 games with Columbus's primary affiliate, the Cleveland Monsters, in 2024-25...Columbus Head Coach Dean Evason spent parts of five seasons as the Head Coach of Minnesota, posting a 147-77-27 record in 251 games (2020-23)...Columbus Goalie Coach Niklas Backstrom went 194-142-50 in 409 career games with Minnesota (2006-15)...He is the franchise leader in games played and wins.

FAST FACTS: Minnesota is on a 11-game point streak (9-0-2) vs. Columbus, its longest-ever point streak against the Blue Jackets, and has earned points in 19 of its last 25 meetings (14-6-5)...The Wild is 9-5-2 in its last 16 games at Nationwide Arena and 12-4-5 in the last 21 games at Grand Casino Arena...The Wild (12-game win streak) vs. Blue Jackets (14-game win streak) game on Dec. 31, 2016, marked the first time two teams faced each other while holding win streaks of at least 12 games in the history of the NHL, NBA, MLB, NFL, MLS and WNBA.

2025-2026 MATCHUPS

Sat.	10/11	Grand Casino Arena	7 p.m.	Thur.	12/18	Nationwide Arena	6 p.m.
------	-------	--------------------	--------	-------	-------	------------------	--------



DALLAS STARS

TEAM INFORMATION

Home Ice (Cap., Built).....American Airlines Center (18,532, 2001)
Mailing Address.....2601 Avenue of the Stars
Frisco, Texas 75034
Telephone.....214.387.5500
Website.....dallasstars.com
X.....@DallasStars
Founded.....1967-68 (Relocated from Minnesota in 1993)
Stanley Cup Titles.....1999
Colors.....Victory Green, Silver and Black

DIRECTORY

Owner & Governor.....Tom Gaglardi
President & CEO.....Brad Alberts
General Manager/Alternate Governor.....Jim Nill
Head Coach.....Glen Gulutzan
Assistant Coach.....Neil Graham
Assistant Coach.....Alain Nasreddine
Assistant Coach.....David Pelletier
Goaltending Coach.....Jeff Reese

WILD vs. DALLAS STARS

2024-25 Wild Record: 2-2-0 (1-1-0 at Grand Casino Arena, 1-1-0 at Dallas)
All-Time Wild Record: 37-40-13 (24-15-5 at Grand Casino Arena, 13-25-8 at Dallas)

Date	Opp.	Scoring By Period					Shots By Period					Power Plays	Penalties/ Minutes	Game-Winning Goal	Goaltender (Saves-Shots)	Attn.
		1	2	3	OT	F	1	2	3	OT	T					
11/16	DAL	1	0	1	-	2	15	11	14	-	40	0-1	2-4	Marchment (2)	Oettinger (22-23)	*18,143
	MIN	0	0	1	-	1	7	4	12	-	23	0-2	1-2		Gustavsson (38-40)	
12/27	MIN	0	0	2	1	3	4	5	8	1	18	0-1	3-6	Faber (1)	Gustavsson (27-29)	18,532
	DAL	1	1	0	0	2	14	8	7	0	29	0-3	1-2		Oettinger (15-18)	
3/24	MIN	0	0	0	-	0	8	13	11	-	32	0-4	5-10	Johnston (3)	Gustavsson (26-28)	18,532
	DAL	0	2	1	-	3	9	11	9	-	29	1-4	4-8		Oettinger (32-32)	
4/6	DAL	1	0	1	0	2	7	14	4	0	25	0-4	4-8	Rossi (3)	Oettinger (38-41)	*18,548
	MIN	0	0	2	1	3	13	10	17	1	41	1-4	4-8		Gustavsson (23-25)	
TOTALS		1	2	3	OT	F	1	2	3	OT	T	Power Plays (%)	Penalties/ Minutes	Goaltenders (Record, Saves-Shots)		
DAL		3	3	3	0	9	45	44	46	0	123	1-12 (8.3)	11-32	Oettinger (2-0-2, 107-114)		
MIN		0	0	5	2	7	32	32	48	2	114	1-11 (9.1)	13-36	Gustavsson (2-2-0, 114-123)		

SERIES NOTES

2024-25: Minnesota went 2-2-0 against Dallas...The Stars won the series-opening game, 2-1, in Saint Paul (11/16), and the third meeting, 3-0, in Dallas (3/24)...The Wild won the second game, 3-2, in overtime in Dallas (12/27) and the series finale, 3-2, in overtime at Grand Casino Arena (4/6)...LW **Matt Boldy** led Minnesota with five points (1-4=5)...C **Marco Rossi** (1-2=3) and D **Jared Spurgeon** (0-3=3) had three points each...G **Filip Gustavsson** went 2-2-0 with a 2.02 GAA and a .934 SV% in starting all four games for the Wild...LW Mason Marchment led Dallas with four points (3-1=4)...C **Wyatt Johnston** (2-1=3) and D **Ilya Lyubushkin** (0-3=3) had three points each for Dallas...G **Jake Oettinger** went 2-0-2 with a 1.74 GAA, .939 SV% and one shutout in four starts.

WILD LEADERS: RW **Vladimir Tarasenko** leads Minnesota with 30 points (20-10=30) in 36 games vs. Dallas...RW **Mats Zuccarello** has 24 points (5-19=24) in 29 career games against Dallas...Spurgeon owns 22 points (6-16=22) in 47 contests...C **Ryan Hartman** has 16 points (8-8=16) in 34 matches.

WILD GOALIES: Gustavsson is 5-3-0 with a 1.87 GAA and a .943 SV% in eight starts against Dallas...G **Jesper Wallstedt** is 0-1-0 with a 7.00 GAA and a .794 SV%.

STARS LEADERS: C **Tyler Seguin** leads Dallas with 51 points (20-31=51) in 45 career games against Minnesota...LW **Jamie Benn** has 50 points (20-30=50) in 59 games...RW **Mikko Rantanen** owns 41 points (16-25=41) in 39 games...C **Matt Duchene** has 40 points (13-27=40) in 59 career games.

STARS GOALIES: Oettinger is 7-0-3 with a 2.21 GAA, .922 SV% and one shutout in 12 career games (11 starts) against Minnesota...G **Casey DeSmith** is 5-1-1 with a 2.53 GAA and a .915 SV% in seven starts.

CONNECTIONS: Minnesota General Manager **Bill Guerin** recorded 159 points (72-87=159) and 337 PIM in 216 games with Dallas...Wild Hockey Operations Advisor **Mike Modano** posted 1,359 points (557-802=1,359) in 20 seasons with the North Stars/Stars organization...Modano won the 1999 Stanley Cup with Dallas and previously served as Executive Advisor and Alternate Governor of the Stars for two seasons (2013-15)...Zuccarello tallied three points (1-2=3) in two regular season games and added 11 points (4-7=11) in 13 playoff games with Dallas (2018-19)...Oettinger is from Lakeville...C **Sam Steel** tallied 28 points (10-18=28), 18 PIM and a plus-11 rating in 65 games in one season with Minnesota (2022-23).

2025-2026 MATCHUPS

Tue.	10/14	American Airlines Center	8:30 p.m.	Sat.	3/21	Grand Casino Arena	3 p.m.
Thur.	12/11	Grand Casino Arena	7 p.m.	Thur.	4/9	American Airlines Center	8 p.m.



DETROIT RED WINGS

TEAM INFORMATION

Home Ice (Cap., Built).....Little Caesars Arena (19,515, 2017)
Mailing Address.....2525 Woodward Avenue
Detroit, MI 48201
Telephone.....313.471.7000
Website.....detroitredwings.com
X.....@DetroitRedWings
Founded.....1926-27
Stanley Cup Titles.....11; 1936, 1937, 1943, 1950, 1952, 1954
1955, 1997, 1998, 2002, 2008
Colors.....Red and White

DIRECTORY

Governor, President & CEO.....Christopher Ilitch
Executive V.P. & General Manager.....Steve Yzerman
Head Coach.....Todd McLellan
Assistant Coach.....Trent Yawney
Assistant Coach.....Alex Tanguay
Goaltending Coach.....Michael Leighton

WILD vs. DETROIT RED WINGS

2024-25 Wild Record: 1-1-0 (0-1-0 at Grand Casino Arena, 1-0-0 at Detroit)
All-Time Wild Record: 26-31-12 (14-11-9 at Grand Casino Arena, 12-20-3 at Detroit)

Date	Opp.	Scoring By Period				Shots By Period				Power Plays	Penalties/ Minutes	Game-Winning Goal	Goaltender (Saves-Shots)		Attn.
		1	2	3	OT F	1	2	3	OT T						
2/22	MIN	0	1	2	1 4	12	7	17	3 39	1-3	7-14	Rossi (2)	Flury (27-30)	19,515	
	DET	1	1	1	0 3	8	15	5	2 30	2-5	5-10		Talbot (35-39)		
2/25	DET	0	2	1	– 3	9	4	3	– 16	0-1	3-6	Edvinsson (3)	Talbot (22-24)	*18,618	
	MIN	2	0	0	– 2	7	7	10	– 24	1-2	2-4		Gustavsson (13-16)		
TOTALS		Scoring By Period				Shots By Period				Power Plays (%)	Penalties/ Minutes	Goaltenders (Record, Saves-Shots)			
	DET	1	3	2	0 6	17	19	8	2 46	2-6 (33.3)	8-16		Talbot (1-0-1, 57-63)		
	MIN	2	1	2	1 6	19	14	27	3 63	2-5 (40.0)	9-18	Gustavsson (0-1-0, 13-16);	Flury (1-0-0, 27-30)		

SERIES NOTES

2024-25: Minnesota went 1-1-0 against Detroit...Minnesota won the series-opening game, 4-3, in overtime at Little Caesars Arena (2/22) and Detroit earned a 3-2 win in Saint Paul (2/25)...LW **Matt Boldy** (1-2=3) and C **Marco Rossi** (2-1=3) led the Wild with three points...LW **Marcus Johansson** had two points (0-2=2)...LW **Marcus Foligno** and RW **Vinnie Hinostroza** each had a goal...G Marc-Andre Fleury stopped 27-of-30 shots faced to earn a win in the first meeting...G **Filip Gustavsson** stopped 13-of-16 shots faced in the second meeting...LW **Alex DeBrincat** led Detroit with three points (1-2=3)...D **Simon Edvinsson** (2-0=2), C **Dylan Larkin** (0-2=2) and RW **Lucas Raymond** (1-1=2) all had two points...G **Cam Talbot** went 1-0-1 with a 2.91 GAA and a .905 SV% in two starts.

WILD LEADERS: Johansson leads Minnesota with 20 points (6-14=20) in 33 career games against Detroit...RW **Mats Zuccarello** owns 18 points (6-12=18) in 25 games...RW **Vladimir Tarasenko** has 14 points (6-8=14) in 23 games...C **Joel Eriksson Ek** owns 11 points (4-7=11) in 13 matches...LW **Kirill Kaprizov** (5-4=9, in six games) and D **Jared Spurgeon** (0-9=9, in 29 games) have nine points each.

WILD GOALIES: Gustavsson is 2-3-0 with a 2.45 GAA and .889 SV% in five starts againsts Detroit...G **Jesper Wallstedt** has not faced Detroit.

RED WINGS LEADERS: RW **Patrick Kane** leads the Red Wings with 55 career points (25-30=55) in 60 career games against the Wild...LW **J.T. Compher** has 18 points (7-11=18) in 30 games...Larkin owns 17 points (5-12=17) in 17 contests...DeBrincat has 16 points (8-8=16) in 21 games...D **Erik Gustafsson** has 12 points (3-9=12) in 18 games.

RED WINGS GOALIES: Talbot is 9-8-2 with a 2.81 GAA and a .924 SV% in 19 career starts against Minnesota...G **John Gibson** is 7-8-4 with a 2.67 GAA, a .920 SV% and three shutouts in 20 starts.

CONNECTIONS: Tarasenko collected 33 points (11-22=33) in 80 games with Detroit during the 2024-25 season...Detroit Head Coach **Todd McLellan** served as Head Coach for the IHL's Cleveland Lumberjacks for one season (2000-01) and Head Coach for the AHL's Houston Aeros for four seasons (2001-05) when each team served as the Wild's primary minor league affiliate...Red Wings Assistant Coach **Alex Tanguay** spent two seasons as an Assistant Coach for the Iowa Wild (2019-21)...D **Justin Holl** hails from Tonka Bay and played four seasons at the University of Minnesota (2010-14)...Talbot posted a record of 51-20-9 with a 2.71 GAA, a .913 SV% and five shutouts in 82 games (81 starts) over two seasons with Minnesota (2020-22).

FAST FACTS: Minnesota is 8-3-0 in its last 11 games against Detroit (since 2/22/19), outscoring the Red Wings 45-30...The Wild has earned a point in eight of its last 11 games in Detroit (6-3-2)...Minnesota has earned a point in 17 of the last 21 meetings at Grand Casino Arena (11-4-6) and is 7-2-0 in the last nine games played in Saint Paul.

2025-2026 MATCHUPS

Thur.	1/22	Grand Casino Arena	8:30 a.m.	Sun.	4/5	Little Caesars Arena	12 p.m.
-------	------	--------------------	-----------	------	-----	----------------------	---------



EDMONTON OILERS

TEAM INFORMATION

Home Ice (Cap., Built)	Rogers Place (18,347, 2016)
Mailing Address	10214 – 104 Ave. NW, #300 Edmonton, Alberta T5J 0H6
Telephone	780.414.4000
Website	edmontonoilers.com
X	@EdmontonOilers
Founded	1979-80
Stanley Cup Titles	5; 1984, 1985, 1987, 1988, 1990
Colors	Midnight Blue, White, Metallic Copper, Red

DIRECTORY

Owner & Governor	Daryl A. Katz
Chairman, OEG	Jürgen Schreiber
CEO & President, Hockey	Jeff Jackson
General Manager & Executive VP, Hockey Ops	Stan Bowman
Head Coach	Kris Knoblauch
Assistant Coach	Paul McFarland
Assistant Coach	Mark Stuart
Goaltending Coach	Peter Aubry

WILD vs. EDMONTON OILERS

2024-25 Wild Record: 1-2-0 (0-2-0 at Grand Casino Arena, 1-0-0 at Edmonton)

All-Time Wild Record: 63-33-10 (33-17-3 at Grand Casino Arena, 30-16-7 at Edmonton)

Date	Opp.	Scoring By Period					Shots By Period					Power Plays	Penalties/ Minutes	Game-Winning Goal	Goaltender (Saves-Shots)	Attn.
		1	2	3	OT	F	1	2	3	OT	T					
11/21	MIN	1	3	1	–	5	9	10	7	–	26	0-1	3-9	Gaudreau (1)	Fleury (28-31)	18,347
	EDM	1	1	1	–	3	7	13	11	–	31	0-2	2-7		Skinner (21-26)	
12/12	EDM	2	3	2	–	7	13	13	9	–	35	2-4	4-11	Kapanen (1)	Pickard (29-20)	18,394
	MIN	1	0	0	–	1	13	6	11	–	30	1-3	5-13		Gustavsson (21-26); Fleury (7-9)	
1/15	EDM	2	1	2	–	5	14	11	11	–	36	1-1	3-6	Podkolzin (2)	Gustavsson (31-36)	18,212
	MIN	2	1	0	–	3	12	10	12	–	34	2-3	2-4		Pickard (31-34)	
TOTALS		1	2	3	OT	F	1	2	3	OT	T	Plays (%)	Minutes		Goaltenders (Record, Saves-Shots)	
		EDM	3	4	3	–	10	34	37	31	–	102	3-7 (42.9)	9-24	Skinner (0-1-0, 21-26); Pickard (2-0-0, 60-64)	
		MIN	4	4	1	–	9	34	26	30	–	90	3-7 (42.9)	10-26	Gustavsson (0-2-0, 52-62); Fleury (1-0-0, 35-40)	

SERIES NOTES

2024-25: Minnesota went 1-2-0 against Edmonton...Minnesota won the series-opening game, 5-3, in Edmonton (11/21)...The Oilers won the second contest, 7-1, in Saint Paul (12/12) and the third matchup, 5-3, at Grand Casino Arena...LW **Matt Boldy** (2-1=3) and C **Ryan Hartman** (1-2=3) led the Wild with three points each...LW **Marcus Johansson** (1-1=2), C **Joel Eriksson Ek** (0-2=2), LW **Marcus Foligno** (1-1=2) and RW **Mats Zuccarello** (0-2=2) all had two points...G Marc-Andre Fleury went 1-0-0 with a 3.76 GAA and a .875 SV% in two appearances (one start)...G **Filip Gustavsson** went 0-2-0 with a 6.15 GAA and a .839 SV%...C **Leon Draisaitl** (2-4=6) and C **Connor McDavid** (2-4=6) led Edmonton with six points each...D **Evan Bouchard** (0-3=3), C **Ryan Nugent-Hopkins** (2-1=3) and RW **Vasily Podkolzin** (1-2=3) all had three points...G **Stuart Skinner** stopped 21-of-26 shots faced for Edmonton in the first contest...G **Calvin Pickard** went 2-0-0 with a 2.01 GAA and a .938 SV%.

WILD LEADERS: Zuccarello leads Minnesota with 28 points (9-19=28) in 24 career contests vs. Edmonton...RW **Vladimir Tarasenko** has 28 points (9-19=28) in 24 games Hartman has 17 points (7-10=17) in 21 games...Johansson (2-13=15, in 23 games) and Eriksson Ek (8-7=15, in 19 games) own 15 points...LW **Kirill Kaprizov** owns 14 points (1-13=14) in 11 games.

WILD GOALIES: Gustavsson is 2-2-0 with a 4.41 GAA and a .880 SV% in four career starts vs. Edmonton...G **Jesper Wallstedt** has not faced the Oilers.

OILERS LEADERS: McDavid (12-20=32, in 25 games) and Nugent-Hopkins (12-20=32, in 39 games) lead Edmonton with 32 points...Draisaitl has 31 points (16-15=31) in 26 games...C **Adam Henrique** owns 24 points (8-16=24) in 32 games...LW **Zach Hyman** has 15 points (7-8=15) in 18 games.

OILERS GOALIES: Skinner is 2-2-0 with a 3.04 GAA and a .900 SV% in four career starts vs. the Wild...Pickard is 4-4-0 with a 2.58 GAA, a .917 SV% and one shutout in eight games (seven starts) against Minnesota.

CONNECTIONS: President of Hockey Operations and General Manager **Bill Guerin** collected 161 points (79-82=161) and 354 PIM in 211 games with Edmonton in parts of four seasons (1997-01)...D **Jared Spurgeon** is from Edmonton.

FAST FACTS: The Wild's 63 wins, 136 points and 30 road wins all-time against the Oilers are most against any team...The Wild's 33 victories at Grand Casino are tied for the most against any franchise (also COL)...The Wild is 11-3-0 in the last 14 games against the Oilers dating back to 10/22/19...Minnesota is 35-13-1 (.724) vs. Edmonton since the 2010-11 season, the NHL's second-best point percentage against the Oilers in that span...Since the start of the 2010-11 season, Minnesota is 19-6-0 in 24 games at Edmonton, including an eight-game win streak (2/21/13-1/31/17) – the longest road win streak in team history...Minnesota has won six of its last eight games against Edmonton at Grand Casino Arena dating back to 10/22/19...The Wild won 17 straight games against the Oilers in Saint Paul (2/25/07-10/13/11) - the longest home win streak against an opponent in franchise history and T-8th longest home win streak against a single opponent in NHL history.

2025-2026 MATCHUPS

Tue.	12/2	Rogers Place	8 p.m.	Sat.	1/31	Rogers Place	9 p.m.
Sat.	12/20	Grand Casino Arena	2 p.m.				

FLORIDA PANTHERS



TEAM INFORMATION

Home Ice (Cap., Built)	Amerant Bank Arena (19,636, 1998)
Mailing Address	One Panther Parkway Sunrise, FL 33323
Telephone	954.835.7000
Website	floridapanthers.com
X	@FlaPanthers
Founded	1993-94
Stanley Cup Titles	2; 2024, 2025
Colors	Red, Navy, Yellow and Gold

DIRECTORY

Chairman, Owner & Governor	Vincent J. Viola
Vice Chairman, Partner & Alt. Gov.	Douglas A. Cifu
President & CEO	Matthew Caldwell
General Manager, President of Hockey Operations	Bill Zito
Head Coach	Paul Maurice
Assistant Coach	Jamie Kompon
Assistant Coach	Sylvain LeFevbre
Assistant Coach	Tuomo Ruutu
Assistant Coach	Myles Fee
Goaltending Coach	Robb Tallas

WILD vs. FLORIDA PANTHERS

2024-25 Wild Record: 1-1-0 (0-1-0 at Grand Casino Arena, 1-0-0 at Florida)

All-Time Wild Record: 21-10-4 (11-3-3 at Grand Casino Arena, 10-7-1 at Florida)

Date	Opp.	Scoring By Period					Shots By Period					Power Plays	Penalties/ Minutes	Game-Winning Goal	Goaltender (Saves-Shots)	Attn.
		1	2	3	OT	F	1	2	3	OT	T					
10/22	MIN	2	3	0	–	5	5	11	6	–	22	1-2	0-0	Johansson (1)	Gustavsson (24-25)	18,264
	FLA	0	1	0	–	1	9	12	4	–	25	0-0	2-4		BOBROVSKY (11-16); Knight (6-6)	
12/18	FLA	2	2	2	–	6	8	15	10	–	33	1-2	4-16	Samoslevich (4)	Bobrovsky (26-27)	17,423
	MIN	1	0	0	–	1	15	7	5	–	27	1-2	4-16		Fleury (27-33)	
TOTALS		1	2	3	OT	F	1	2	3	OT	T	Plays (%)	Minutes		Goaltenders (Record, Saves-Shots)	
		FLA	2	3	2	–	7	17	27	14	–	58	1-2 (50.0)	6-20	Bobrovsky (1-1-0, 37-43); Knight (0-0-0, 6-6)	
		MIN	3	3	0	–	6	20	18	11	–	49	2-4 (50.0)	4-16	Gustavsson (1-0-0, 24-25); Fleury (0-1-0, 27-33)	

SERIES NOTES

2024-25: Minnesota went 1-1-0 against Florida...Minnesota won the season-opening game, 5-1, in Florida (10/22) and Florida earned a split with a 6-1 win in Saint Paul (12/18)...LW **Matt Boldy** (1-2=3), LW **Kirill Kaprizov** (0-3=3) and D **Jake Middleton** (0-3=3) led the Wild with three points...C **Joel Eriksson Ek** (1-1=2), C **Marco Rossi** (2-0=2) and RW **Mats Zuccarello** (1-1=2) had two points each...G **Filip Gustavsson** stopped 24-of-25 shots faced to earn a win in the first meeting...G Marc-Andre Fleury stopped 27-of-33 shots faced in the second game...D **Aaron Ekblad** (1-2=3), RW **Matthew Tkachuk** (2-1=3) and LW **Carter Verhaeghe** (0-3=3) led Florida with three points...LW **Mackie Samoskevich** had two points (1-1=2)...G **Sergei Bobrovsky** went 1-1-0 with a 3.60 GAA and a .860 SV% in his two starts.

WILD LEADERS: Zuccarello leads Minnesota with 33 points (16-17=33) in 31 career matches against Florida...D **Zach Bogosian** owns 21 points (6-15=21) in 47 games vs. Florida...RW **Vladimir Tarasenko** has 17 points (6-11=17) in 21 games...LW **Marcus Johansson** has 16 points (6-10=16) in 34 games...Kaprizov owns 15 points (5-10=15) in eight games.

WILD GOALIES: Gustavsson is 3-2-1 with a 2.34 GAA, a .928 SV% and one shutout in six games (five starts) against Florida...G **Jesper Wallstedt** has not faced the Panthers.

PANTHERS LEADERS: RW **Brad Marchand** leads Florida with 20 points (9-11=20) in 20 games vs. Minnesota...C **Aleksander Barkov** has 18 points (4-14=18) in 19 career matches against Minnesota...Tkachuk (6-7=13, in 21 games) and Ekblad (4-9=13, in 19 games) have 13 points each...D **Seth Jones** has 12 points (4-8=12) in 32 games.

PANTHERS GOALIES: Bobrovsky is 14-5-1 with a 2.30 GAA, a .920 SV% and one shutout in 21 career starts vs. the Wild...G **Daniil Tarasov** is 0-1-1 with a 3.45 GAA and a .900 SV% in two starts.

CONNECTIONS: C **Nico Sturm** recorded one point (0-1=1) in 15 games during the 2024-25 season with Florida and skated in eight Stanley Cup Playoff games with the Panthers...Minnesota Assistant Coach **Jack Capuano** worked as Associate Coach with Florida for two seasons (2017-19)...Panthers D **Dmitry Kulikov** collected 24 points (7-17=24) in 80 games with Minnesota in 2020-21.

FAST FACTS: Minnesota has earned a point in 14 of the 17 all-time meetings in Saint Paul (11-3-3)...The Wild's 21 all-time wins against the Panthers are its fifth-most against an Eastern Conference opponent.

2025-2026 MATCHUPS

Sat.	1/24	Grand Casino Arena	8 p.m.	Thur.	3/26	Amerant Bank Arena	6 p.m.
------	------	--------------------	--------	-------	------	--------------------	--------



LOS ANGELES KINGS

TEAM INFORMATION

Home Ice (Cap., Built)	Crypto.com Arena (18,230, 1999)
Office Mailing Address	555 N. Nash St. El Segundo, CA 90245
Telephone	310.535.4500
Website	lakingsof.com
X	@LAKings
Founded	1967-68
Stanley Cup Titles	2; 2012, 2014
Colors	Black, White and Silver

DIRECTORY

Owner	Philip F. Anschutz
Owner	Edward P. Roski, Jr.
President & Alt. Gov.	Luc Robitaille
Vice President & General Manager	Rob Blake
Head Coach	Jim Hiller
Assistant Coach	D.J. Smith
Assistant Coach	Newell Brown
Assistant Coach	Derik Johnson
Goaltending Coach	Mike Buckley

WILD vs. LOS ANGELES KINGS

2024-25 Wild Record: 1-2-0 (1-1-0 at Grand Casino Arena, 0-1-0 at Los Angeles)

All-Time Wild Record: 43-29-15 (24-12-8 at Grand Casino Arena, 19-18-7 at Los Angeles)

Date	Opp.	Scoring By Period				Shots By Period				Power Plays	Penalties/Minutes	Game-Winning Goal	Goaltender (Saves-Shots)	Attn.
		1	2	3	OT F	1	2	3	OT T					
LA	0	2	3	-	5	2	12	14	-	28	1-1	5-10	Fiala (1)	
11/5	MIN	0	1	0	-	1	9	8	7	-	24	0-4	Gustavsson (23-27)	17,617
	MIN	0	0	1	-	1	7	3	13	-	23	0-2	Fleury (20-32)	
12/7	LA	1	1	2	-	4	12	8	14	-	34	1-2	Kuemper (22-23)	18,145
	LA	1	0	0	-	1	8	13	8	-	29	1-4	Kuemper (19-21)	
3/17	MIN	0	1	2	-	3	9	5	8	-	22	2-3	Gustavsson (28-20)	*18,033
	MIN	0	2	3	-	5	22	33	36	-	91	3-7 (42.9)	Kuemper (1-1-0, 41-44); Rittich (1-0-0, 23-24); Gustavsson (1-1-0, 51-56); Fleury (0-1-0, 30-32);	
TOTALS		1	2	3	OT F	1	2	3	OT T				Goaltenders (Record, Saves-Shots)	
	LA	2	3	5	-	10	22	33	36	-	91	3-7 (42.9)		
	MIN	0	2	3	-	5	25	16	28	-	69	2-9 (22.2)		

SERIES NOTES

2024-25: Minnesota won 1-2-0 against the Kings...Los Angeles won the series-opening game, 5-1, at Grand Casino Arena (11/5) and the second game, 4-1, in Los Angeles (12/7). Minnesota won the final game, 3-1, in Saint Paul (3/17)...C **Ryan Hartman** led Minnesota with three points (1-2=3)...D **Zach Bogosian** (1-1=2) and D **Jared Spurgeon** (0-2=2) had two points each...G **Filip Gustavsson** went 1-1-0 with a 2.51 GAA and a .911 SV% in two starts...G Marc-Andre Fleury stopped 30-of-32 shots faced in the second game...LW **Trevor Moore** (2-2=4) led the Kings with four points...RW **Alex Laferriere** (1-2=3) LW **Kevin Fiala** (1-2=3) and RW **Adrian Kempe** (2-1=3) all had three points...G David Rittich saved 23-of-24 shots faced to earn the win for the Kings in the first game...G **Darcy Kuemper** went 1-1-0 with a 1.53 GAA and a .932 SV% in two starts.

WILD LEADERS: RW **Vladimir Tarasenko** leads Minnesota with 27 points (12-15=27) in 30 games against Los Angeles...RW **Mats Zuccarello** has 19 points (6-13=19) in 31 career contests vs. Los Angeles...LW **Kirill Kaprizov** has 17 points (10-7=17) in 19 games...LW **Marcus Johansson** (8-7=15, in 28 games) and Spurgeon (4-11=15, in 42 games) have 15 points each.

WILD GOALIES: Gustavsson is 3-4-0 with a 2.25 GAA and a .926 SV% in eight games (six starts) vs. the Kings...G **Jesper Wallstedt** has not faced Los Angeles.

KINGS LEADERS: C **Anze Kopitar** leads Los Angeles with 59 points (17-42=59) in 68 career games vs. Minnesota...RW **Corey Perry** has 45 points (24-21=45) in 57 games...D **Drew Doughty** owns 38 points (7-31=38) in 56 contests...Kempe has 19 points (8-11=19) in 29 games...Moore has 13 points (6-7=13) in 23 meetings.

KINGS GOALIES: Kuemper is 5-7-1 with a 2.91 GAA, a .905 SV% and one shutout in 14 starts against Minnesota...G **Anton Forsberg** is 2-4-0 with a 2.33 GAA and a .925 SV% in six starts.

CONNECTIONS: Minnesota Goaltending Coach **Frederic Chabot** went 3-3-2 with a 3.14 GAA and a .891 SV% in 12 games (nine starts) with the Kings in 1997-98...D **Jake Middleton** was selected by the Kings in the seventh round (210th overall) of the 2014 NHL Draft...D **Brook Faber** was drafted by the Kings in the second round (45th overall) of the 2020 NHL Draft...Fiala played three seasons (2019-22) with Minnesota, appearing in 215 games and tallying 186 points (79-107=186)...Kuemper was selected by the Wild in the sixth round (161st overall) of the 2009 NHL Draft and went 41-34-14 with a 2.60 GAA, a .910 SV% and seven shutouts in 102 games (82 starts) in five seasons with Minnesota (2012-17)...D **Mike Anderson** hails from Fridley and skated one season at Hill-Murray (2013-14) and two seasons at the University of Minnesota Duluth (2017-19).

FAST FACTS: The Wild is 13-4-1 in the last 18 contests played against the Kings in Saint Paul.

2025-2026 MATCHUPS

Mon.	10/13	Grand Casino Arena	7 p.m.	Mon.	1/5	Crypto.com Arena	9:30 p.m.
Sat.	1/3	Crypto.com Arena	8 p.m.				



MONTREAL CANADIENS

TEAM INFORMATION

Home Ice (Cap., Built)	Bell Centre (21,302, 1996)
Mailing Address	1909 Avenue des Canadiens-de-Montreal Montreal, Quebec H3B 5E8
Telephone	514.932.2582
Website	canadiens.com
X	@CanadiensMTL
Founded	1909-10
Stanley Cup Titles	24; 1916, 1924, 1930, 1931, 1944, 1946, 1953, 1956, 1957, 1958, 1959, 1960, 1965, 1966, 1968, 1969, 1971, 1973, 1976, 1977, 1978, 1979, 1986, 1993
Colors	Red, White and Blue

DIRECTORY

Owner, President and CEO	Geoff Molson
Executive Vice President, Hockey Operations	Jeff Gorton
General Manager	Kent Hughes
Head Coach	Martin St.Louis
Assistant Coach	Trevor Letowski
Assistant Coach	Stephane Robidas
Goaltending Coach	Eric Raymond

WILD vs. MONTREAL CANADIENS

2024-25 Wild Record: 2-0-0 (1-0-0 at Grand Casino Arena, 1-0-0 at Montreal)

All-Time Wild Record: 23-7-3 (13-2-1 at Grand Casino Arena, 10-5-2 at Montreal)

Date	Opp.	Scoring By Period				Shots By Period				Power Plays	Penalties/Minutes	Game-Winning Goal	Goaltender (Saves-Shots)	Attn.
		1	2	3	OT F	1	2	3	OT T					
MTL	0	0	0	-	0	2	7	10	-	19	0-3	3-8	Montembeault (25-27)	
11/14	MIN	0	1	2	-	3	4	11	13	-	28	1-3	4-8	Boldy (5)
	MIN	0	2	2	-	4	8	8	11	-	27	0-1	1-2	Ohgren (1)
1/20	MTL	0	0	0	-	0	3	5	11	-	19	0-1	1-2	Dobes (23-26)
	MTL	0	0	0	-	0	5	12	21	-	38	0-4 (0.0)	4-10	Montembeault (0-1-0, 25-27); Dobes (0-1-0, 23-26)
TOTALS		1	2	3	OT F	1	2	3	OT T				Goaltenders (Record, Saves-Shots)	
	MTL	0	0	0	-	0	5	12	21	-	38	0-4 (0.0)	4-10	
	MIN	0	3	4	-	7	12	19	24	-	55	1-4 (25.0)	5-10	Fleury (2-0-0, 38-38)

SERIES NOTES

2024-25: Minnesota won 2-0-0 against the Canadiens...Minnesota won the series-opening game, 3-0, in Saint Paul (11/14) and completed the season sweep with another shutout, winning 4-0 in Montreal (1/30)...C **Marco Rossi** (2-1=3) and C **Freddy Gaudreau** (1-2=3) led Minnesota with three points each...LW **Kirill Kaprizov** (1-1=2), D **Jared Spurgeon** (0-2=2) and LW **Yakov Trenin** (0-2=2) had two points each...G **Filip Gustavsson** saved all 19 shots faced to earn the shutout win for the Wild...G Marc-Andre Fleury stopped all 19 shots faced to earn a shutout win in the second meeting...G **Sam Montembeault** stopped 25-of-27 shots faced for Montreal in the first meeting and G **Jakub Dobes** stopped 23-of-26 shots faced in the second game.

WILD LEADERS: LW **Marcus Johansson** leads Minnesota with 24 points (5-19=24) in 33 career games vs. Montreal...LW **Marcus Foligno** owns 16 points (7-9=16) in 34 games...D **Zach Bogosian** (4-11=15, in 47 games) and RW **Vladimir Tarasenko** (3-12=15, in 25 games) have 15 points each...Kaprizov has 13 points (5-8=13) in seven games...RW **Mats Zuccarello** owns 12 points (2-10=12) in 28 games.

WILD GOALIES: Gustavsson is 2-2-1 with a 2.93 GAA, a .899 SV% and one shutout in five starts against the Canadiens...G **Jesper Wallstedt** has not faced Montreal.

CANADIENS LEADERS: LW **Patrik Laine** owns 15 points (10-5=15) in 22 career games against Minnesota...RW **Brendan Gallagher** owns eight points (5-3=8) in 18 games...D **Mike Matheson** has five points (2-3=5) in 15 games.

CANADIENS GOALIES: Montembeault is 1-2-1 with a 3.23 GAA and a .885 SV% in four career starts vs. the Wild...Dobes is 0-1-0 with a 3.20 GAA and a .885 SV% in his lone start.

CONNECTIONS: Minnesota Goaltending Coach **Frederic Chabot** went 1-4-1 with a 2.63 GAA and a .899 SV% in 16 games (seven starts) with the Canadiens in parts of four seasons (1990-91; 1992-94; 1998-99).

FAST FACTS: Minnesota is 18-1-0 in its last 19 games vs. the Canadiens, and is on a nine-game winning streak since 10/20/19 in which it has outscored Montreal 33-12...The eight-game win streak is the Wild's longest active winning streak vs. a single opponent...The Wild recorded a nine-game win streak against Montreal (12/3/14-1/7/19), out scoring the Canadiens, 37-12...Minnesota has won the last 11 games played at Grand Casino Arena (11/1/13 - 11/14/24), the team's longest active home win streak against an opponent and currently tied for the second-longest active home winning streak vs. a single opponent in the NHL (Dallas, active 12-game home winning streak vs. Detroit).

2025-2026 MATCHUPS

Tue.	1/20	Bell Centre	7 p.m.	Mon.	2/2	Grand Casino Arena	6:30 p.m.
------	------	-------------	--------	------	-----	--------------------	-----------



NASHVILLE PREDATORS

TEAM INFORMATION

Home Ice (Cap., Built)..... Bridgestone Arena (17,159, 1996)
Mailing Address..... 501 Broadway
Nashville, TN 37203
Telephone..... 615.770.2000
Website..... nashvillepredators.com
X..... @PredsNHL
Founded..... 1998-99
Stanley Cup Titles..... None
Colors..... Navy Blue, Predators Gold and White

DIRECTORY

Chairman, Governor & Owner..... Herbert Fritch
President, CEO & Alt. Gov..... Sean Henry
General Manager..... Barry Trotz
Head Coach..... Andrew Brunette
Assistant Coach..... Luke Richardson
Assistant Coach..... Darby Hendrickson
Assistant Coach..... Derek MacKenzie
Director of Goaltending..... Mitch Korn
Goaltending Coach..... Ben Vanderklok

WILD vs. NASHVILLE PREDATORS

2024-25 Wild Record: 2-1-0 (2-0-0 at Grand Casino Arena, 0-1-0 at Nashville)
All-Time Wild Record: 40-40-12 (25-16-5 at Grand Casino Arena, 15-24-7 at Nashville)

Date	Opp.	Scoring By Period					Shots By Period					Power Plays	Penalties/ Minutes	Game-Winning Goal	Goaltender (Saves-Shots)	Attn.
		1	2	3	OT	F	1	2	3	OT	T					
	NSH	1	1	0	0	2	8	12	7	0	27	1-3	4-11		Saros (25-28)	
11/30	MIN	1	1	0	1	3	14	6	6	2	28	1-3	4-11	Spurgeon (1)	Gustavsson (25-27)	*19,064
	NSH	2	1	0	-	3	15	12	19	-	46	0-1	9-35		Annunen (33-38)	
12/31	MIN	1	3	1	-	5	16	16	6	-	38	3-6	5-16	Chisholm (1)	Gustavsson (26-29)	*19,145
	MIN	1	0	1	-	2	7	11	11	-	29	1-4	6-13		Fleury (32-37)	
1/18	NSH	2	2	2	-	6	17	13	8	-	38	1-3	7-15	Stamkos (5)	Saros (27-29)	17,615
TOTALS		1	2	3	OT	F	1	2	3	OT	T	Power Plays (%)	Penalties/ Minutes	Goaltenders (Record, Saves-Shots)		
	NSH	5	4	2	0	11	40	37	34	0	111	2-7 (28.6)	19-69	Saros (1-0-1, 52-57); Annunen (0-1-0, 33-38)		
	MIN	3	4	2	1	10	37	33	23	2	95	5-13 (38.5)	15-48	Gustavsson (2-0-0, 68-73); Fleury (0-1-0, 32-37)		

SERIES NOTES

2024-25: Minnesota went 2-1-0 against Nashville...Minnesota won the series-opening contest, 3-2, in overtime (11/30) and the second meeting, 5-3 (12/31), both in Saint Paul and the Predators earned a 6-2 win in the season finale in Nashville (1/18)...C **Marco Rossi** led Minnesota with five points (2-3=5)...C **Joel Eriksson Ek** (0-3=3) and RW **Mats Zuccarello** (1-2=3) had three points each...LW **Matt Boldy**, LW **Kirill Kaprizov**, D **Jared Spurgeon** and D **David Jiricek** all had a goal...G **Filip Gustavsson** went 2-0-0 with a 2.49 GAA and a .932 SV%...G Marc-Andre Fleury stopped 32-of-37 shots faced in the final game...LW **Filip Forsberg** (2-2=4) and D **Roman Josi** (0-4=4) led Nashville with four points each...C **Ryan O'Reilly** (2-1=3), D **Brady Skjei** (1-2=3) and C **Steven Stamkos** (1-2=3) all had three points...G **Juuse Saros** went 1-0-1 with a 2.48 GAA and a .912 SV%...G **Justus Annunen** stopped 33-of-38 shots faced in his lone start.

WILD LEADERS: RW **Vladimir Tarasenko** leads Minnesota with 38 points (17-21=38) in 45 games against Nashville...Zuccarello has 18 points (2-16=18) in 26 games...Spurgeon owns 17 points (4-13=17) in 42 games...LW **Marcus Johansson** (2-13=15, in 24 games) and Kaprizov (6-9=15, in 11 games) have 15 points each.

WILD GOALIES: Gustavsson is 4-2-1 with a 3.13 GAA and a .899 SV% in seven starts vs. Nashville...G **Jesper Wallstedt** has not faced Nashville.

PREDATORS LEADERS: Josi leads Nashville with 43 points (16-27=43) in 47 career games against the Wild...O'Reilly has 40 points (20-20=40) in 61 games...Forsberg owns 36 points (20-16=36) in 37 games...Stamkos has 18 points (7-11=18) in 26 games.

PREDATORS GOALIES: Saros is 9-3-2 with a 2.30 GAA, a .926 SV% and two shutouts in 14 career starts against the Wild...Annunen is 1-1-0 with a 3.62 GAA and a .917 SV% in two career starts against Minnesota.

CONNECTIONS: Wild Head Coach **John Hynes** went 134-96-18 in parts of four seasons (2020-23) as Nashville's Head Coach...C **Ryan Hartman** recorded 26 points (13-13=26) in 85 games in parts of two seasons with the Predators (2017-19)...LW **Yakov Trenin** was selected by Nashville in the second round (55th overall) of the 2015 NHL Draft and recorded 79 points (46-33=79), 162 PIM and six GWG in 283 games with Nashville in five seasons (2019-24)...Predators Head Coach **Andrew Brunette** recorded 321 points (119-202=321) in 489 games with the Wild (2001-04, 2008-11)...He also spent five seasons in Minnesota's hockey operations department (2014-19) as an Assistant Coach, Hockey Operations Advisor, Assistant General Manager and Director of Player Personnel...Nashville Assistant Coach **Darby Hendrickson** collected 60 points (29-31=60) in 182 games with Minnesota (2000-04) and served as an Assistant Coach with Minnesota for 14 seasons (2010-24)...LW **Cole Smith** is a native of Brainerd...D **Brady Skjei** is from Lakeville and played three seasons at the University of Minnesota (2012-15). C **Erik Haula** was selected by Minnesota in the seventh round (182nd overall) of the 2009 NHL Draft and recorded 89 points (42-47=89) in 266 games with the Wild (2013-17). Haula also played collegiately at the University of Minnesota for three seasons (2010-13) and for one season (2008-09) at Shattuck-St. Mary's in Northfield...C **Tyson Jost** tallied nine points (2-7=9) and 15 PIM in 33 games over a span of two seasons with Minnesota (2021-23)...D **Nick Perbix** is from Elk River and played four seasons at St. Cloud State (2018-22).

FAST FACTS: Minnesota is 9-4-1 in its last 14 games played against the Predators at Grand Casino Arena dating back to 2/18/17, and has won three consecutive games.

2025-2026 MATCHUPS

Tue.	11/4	Grand Casino Arena	7 p.m.	Wed.	2/4	Bridgestone Arena	7 p.m.
Tue.	12/23	Grand Casino Arena	7 p.m.	Sat.	4/11	Bridgestone Arena	4 p.m.



NEW JERSEY DEVILS

TEAM INFORMATION

Home Ice (Cap., Built)..... Prudential Center (16,514, 2007)
Mailing Address..... 25 Lafayette Street
Newark, NJ 07102
Telephone..... 973.757.6100
Website..... newjerseydevils.com
X..... @NJDevils
Founded..... 1974-75 (Relocated from Colorado in 1982)
Stanley Cup Titles..... 3; 1995, 2000, 2003
Colors..... Red, Black and White

DIRECTORY

Managing Partner, Chairman, Governor..... David Blitzer
Co-Managing Partner, Vice Chairman, Alt. Governor..... Josh Harris
President of Hockey Ops and General Manager..... Tom Fitzgerald
Executive Vice President, Hockey Operations..... Martin Brodeur
Head Coach..... Sheldon Keefe
Associate Coach..... Jeremy Colliton
Assistant Coach..... Sergei Brylin
Assistant Coach..... Brad Shaw
Goaltending Coach..... Dave Rogalski

WILD vs. NEW JERSEY DEVILS

2024-25 Wild Record: 0-1-1 (0-1-0 at Grand Casino Arena, 0-0-1 at New Jersey)
All-Time Wild Record: 12-10-8 (6-5-4 at Grand Casino Arena, 6-6-4 at New Jersey)

Date	Opp.	Scoring By Period					Shots By Period					Power Plays	Penalties/ Minutes	Game-Winning Goal	Goaltender (Saves-Shots)	Attn.
		1	2	3	OT	F	1	2	3	OT	T					
	NJ	2	0	3	-	5	10	11	12	-	33	1-1	4-11		Markstrom (22-24)	
3/29	MIN	1	0	1	-	2	7	12	5	-	24	0-2	3-9		Gustavsson (28-33)	*19,265
	MIN	0	0	2	0	2	7	10	10	3	30	0-2	2-4		Gustavsson (26-28)	
3/31	NJ	1	0	1	0	3	10	12	5	1	28	0-2	2-4		Markstrom (28-30)	15,468
TOTALS		1	2	3	OT	F	1	2	3	OT	T	Power Plays (%)	Penalties/ Minutes	Goaltenders (Record, Saves-Shots)		
	NJ	3	0	4	0	8	20	23	17	1	61	1-3 (33.3)	6-15	Markstrom (2-0-0, 50-54)		
	MIN	1	0	3	0	4	14	22	15	3	54	0-4 (0.0)	5-13	Gustavsson (0-1-1, 54-61)		

SERIES NOTES

2024-25: Minnesota went 0-1-1 against the Devils...New Jersey won the series-opening game, 5-2, in Saint Paul (3/29) and won the series finale, 3-2, in a shootout at Prudential Center (3/31)...LW **Marcus Foligno** led Minnesota with three points (1-2=3)...C **Ryan Hartman**, LW **Matt Boldy** and RW **Vinnie Hinostroza** also recorded a goal...G **Filip Gustavsson** went 0-1-1 with a 3.36 GAA and a .885 SV% in two starts...C **Nico Hischier** led the Devils with four points (4-0=0), including a hat trick in the first game...D **Luke Hughes** had three points (1-2=3)...LW **Jesper Bratt** (0-2=2) and RW **Stefan Noesen** (0-2=2) had two points each...G **Jacob Markstrom** went 2-0-0 with a 1.92 GAA and a .926 SV%.

WILD LEADERS: RW **Mats Zuccarello** leads Minnesota with 24 points (6-18=24) in 36 career contests against the Devils...RW **Vladimir Tarasenko** has 20 points (6-14=20) in 18 games...D **Jared Spurgeon** owns 12 points (3-9=12) in 16 matches...LW **Marcus Johansson** has 10 points (4-6=10) in 36 games.

WILD GOALIES: Gustavsson is 2-2-1 with a 2.87 GAA and a .915 SV% in five starts vs. the Devils...G **Jesper Wallstedt** has not faced New Jersey.

DEVILS LEADERS: RW **Timo Meier** leads New Jersey with 15 points (6-9=15) in 29 career games vs. Minnesota...Bratt owns 14 points (4-10=14) in 12 games...Hischier (5-5=10, in 11 games) and RW **Connor Brown** (2-8=10, in 16 games) have 10 points each.

DEVILS GOALIES: G **Jake Allen** is 8-6-2 with a 2.59 GAA and a .907 SV% in 20 games (17 starts) against Minnesota...Markstrom is 9-3-2 with a 2.19 GAA, a .925 SV% and one shutout in 15 games (14 starts) against Minnesota.

CONNECTIONS: Wild President of Hockey Operations and General Manager **Bill Guerin** was selected by New Jersey in the first round (fifth overall) of the 1989 NHL Draft...He collected 214 points (108-106=214) in 380 career games in seven seasons (1991-98) and won the Stanley Cup with the Devils in 1995...Minnesota Head Coach **John Hynes** served as Head Coach for New Jersey for parts of five seasons (2015-19), leading the team to a 150-159-45 regular-season record and qualifying for the 2018 Stanley Cup Playoffs...Wild Goaltending Coach **Frederic Chabot** was drafted by New Jersey in the 10th round (192nd overall) of the 1986 NHL Draft...Johansson posted 41 points (17-22=41) in 77 games with New Jersey (2017-19).

FAST FACTS: Minnesota is 5-1-2 in its last eight games at New Jersey since 10/22/16.

2025-2026 MATCHUPS

Wed.	10/22	Prudential Center	6 p.m.	Mon.	1/12	Grand Casino Arena	7 p.m.
------	-------	-------------------	--------	------	------	--------------------	--------



NEW YORK ISLANDERS

TEAM INFORMATION

Home Ice (Cap., Built)	UBS Arena (TBA, 2021)
Mailing Address	200 Merrick Ave. East Meadow, NY 11554
Telephone	516.441.0070
Website	newyorkislanders.com
X	@NYIslanders
Founded	1972-73
Stanley Cup Titles	4; 1980, 1981, 1982, 1983
Colors	Royal Blue and Orange

DIRECTORY

CO-Owner & Governor	Scott Malkin
Co-Owner & Alt. Governor	Jon Ledecky
General Manager and Executive VP	Mathieu Darche
Head Coach	Patrick Roy
Assistant Coach	Ray Bennett
Assistant Coach	Benoit Desrosiers
Assistant Coach	Bob Boughner
Director of Goaltending and Scouting	Chris Terreri
Goaltending Coach	Piero Greco

WILD vs. NEW YORK ISLANDERS

2024-25 Wild Record: 1-1-0 (1-0-0 at Grand Casino Arena, 0-1-0 at New York)

All-Time Wild Record: 21-12-2 (12-4-2 at Grand Casino Arena, 9-8-0 at New York)

Date	Opp.	Scoring By Period					Shots By Period				Power Plays	Penalties/ Minutes	Game-Winning Goal	Goaltender (Saves-Shots)	Attn.
		1	2	3	OT	F	1	2	3	OT	T				
	NYI	1	2	0	—	3	9	14	12	—	35	0-2	2-4	Sorokin (27-32)	
2/8	MIN	1	3	2	—	6	12	9	12	—	33	1-2	2-4	Trenin (2)	*18,539
	MIN	0	1	0	—	1	11	9	8	—	28	0-2	3-6	Sorokin (24-27)	
4/4	NYI	0	2	1	—	3	4	14	9	—	27	1-3	2-4	Holmstrom (3)	15,742
	NYI	0	2	1	—	3	4	14	9	—	27	1-3	2-4	Gustavsson (24-27)	15,742
TOTALS		1	2	3	OT	F	1	2	3	OT	T	Plays (%)	Minutes	Goaltenders (Record, Saves-Shots)	
	NYI	1	4	1	—	6	13	28	21	—	62	1-5 (20.0)	4-8	Sorokin (1-1-0, 54-60)	
	MIN	1	4	2	—	7	23	18	20	—	61	1-4 (25.0)	5-10	Gustavsson (1-1-0, 56-62)	

SERIES NOTES

2024-25: Minnesota went 1-1-0 against the Islanders...The Wild defeated the Islanders, 6-3, in the series-opening game in Saint Paul (2/8) and the Islanders earned a 3-1 win in the series finale at UBS Arena (4/4)...**LW Matt Boldy** led Minnesota with three points (2-1=3)...**D Jared Spurgeon** notched two assists (0-2=2)...**G Filip Gustavsson** went 1-1-0 with a 3.08 GAA and a .903 SV%...**RW Maxim Tysplakov** led the Islanders with three points (0-3=3)...**C Brock Nelson** (1-1=2), **C Kyle Palmieri** (1-1=2) and **D Noah Dobson** (1-1=2) each had two points...**G Ilya Sorokin** went 1-1-0 with a 3.02 GAA and a .900 SV%.

WILD LEADERS: LW **Marcus Johansson** leads Minnesota with 24 points (3-21=24) in 42 career games against the Islanders...RW **Mats Zuccarello** owns 21 points (6-15=21) in 40 matches...RW **Vladimir Tarasenko** has 19 points (11-8=19) in 23 games...C **Joel Eriksson Ek** (5-5=10, in 11 games) and **Spurgeon** (3-7=10, in 20 games) own 10 points each.

WILD GOALIES: Gustavsson is 3-2-0 with a 2.60 GAA and a .913 SV% in five starts vs. the Islanders...G **Jesper Wallstedt** has not faced New York.

ISLANDERS LEADERS: Palmieri leads the Islanders with 15 points (6-9=15) in 24 career games against the Wild...C **Bo Horvat** owns 14 points (9-5=14) in 25 matches...LW **Anders Lee** has 13 points (7-6=13) in 20 contests...D **Tony DeAngelo** has 12 points (2-10=12) in 13 matches.

ISLANDERS GOALIES: G **Semyon Varlamov** is 13-15-1 with a 2.33 GAA, a .926 SV% and one shutout in 30 career games (29 starts) against Minnesota...Sorokin is 1-4-1 with a 2.82 GAA and a .911 SV% in six starts.

CONNECTIONS: Minnesota President of Hockey Operations and General Manager **Bill Guerin** tallied 80 points (39-41=80) and 128 PIM in 142 games with the Islanders in two seasons (2007-09)...Spurgeon was drafted by New York in the sixth round of the 2008 NHL Draft (156th overall)...Minnesota Assistant Coach **Jack Capuano** served as Head Coach of the Islanders for parts of seven seasons (2010-17)...Lee hails from Edina and played high school hockey at Edina and St. Thomas Academy.

FAST FACTS: The Wild won seven consecutive games against the Islanders (11/7/21-2/8/25) and is 10-3-1 in the last 15 meetings overall.

2025-2026 MATCHUPS

Fri.	11/7	UBS Arena	6 p.m.	Sat.	1/10	Grand Casino Arena	7 p.m.
------	------	-----------	--------	------	------	--------------------	--------



NEW YORK RANGERS

TEAM INFORMATION

Home Ice (Cap., Built)	Madison Square Garden (18,006, 1968)
Mailing Address	2 Pennsylvania Plaza, 14th Floor New York, NY 10121
Telephone	212.465.6486
Website	newyorkrangers.com
X	@NYRangers
Founded	1926-27
Stanley Cup Titles	4; 1928, 1933, 1940, 1994
Colors	Blue, Red and White

DIRECTORY

Executive Chairman	James L. Dolan
Vice Chairman	Gregg Seibert
President & GM/Alt. Gov.	Chris Drury
Head Coach	Mike Sullivan
Assistant Coach	David Quinn
Assistant Coach	Joe Sacco
Assistant Coach	Ty Hennes
Goaltending Coach	Jeff Malcom

WILD vs. NEW YORK RANGERS

2024-25 Wild Record: 0-0-2 (0-0-1 at Grand Casino Arena, 0-0-1 at New York)

All-Time Wild Record: 15-15-6 (9-7-3 at Grand Casino Arena, 6-8-3 at New York)

Date	Opp.	Scoring By Period					Shots By Period				Power Plays	Penalties/ Minutes	Game-Winning Goal	Goaltender (Saves-Shots)	Attn.
		1	2	3	OT	F	1	2	3	OT	T				
	NYR	0	1	1	1	3	12	12	6	1	31	0-3	4-8	Schneider (1)	
3/13	MIN	0	0	2	0	2	13	7	8	0	28	2-4	3-6	Gustavsson (28-31)	*18,976
	MIN	2	1	1	0	4	7	11	6	0	24	1-2	4-8	Gustavsson (34-39)	
4/2	NYR	1	3	0	1	5	18	13	7	1	39	0-4	2-4	Trocheck (4)	17,492
	NYR	1	3	0	1	5	18	13	7	1	39	0-4	2-4	Schneider (1)	17,492
TOTALS		1	2	3	OT	F	1	2	3	OT	T	Plays (%)	Minutes	Goaltenders (Record, Saves-Shots)	
	NYR	1	4	1	2	8	30	25	13	2	70	0-7 (0.0)	6-12	Shesterkin (2-0-0, 46-52)	
	MIN	2	1	3	0	6	20	18	14	0	52	3-6 (50.0)	7-14	Gustavsson (0-0-2, 62-70)	

SERIES NOTES

2024-25: Minnesota went 0-0-2 in the season series against the Rangers...New York earned a 3-2 overtime win at Madison Square Garden (3/13) and a 5-4 overtime win in Saint Paul (4/2)...LW **Marcus Johansson** led Minnesota with four points (2-2=4)...D **Brock Faber** (1-1=2) and D **Jared Spurgeon** (0-2=2) had two points each...G **Filip Gustavsson** went 0-0-2 with a 3.93 GAA and a .886 SV%...LW **Artemi Panarin** led the Rangers with four points (1-3=4)...D K'Andre Miller had three points (1-2=3)...D **Braden Schneider** (2-0=2) and C **Vincent Trocheck** (2-0=2) had two goals each...G **Igor Shesterkin** went 2-0-0 with a 2.94 GAA and a .885 SV%.

WILD LEADERS: Johansson leads Minnesota with 26 points (11-15=26) in 39 career games against the Rangers...LW **Marcus Foligno** owns 15 points (4-11=15) in 28 matches...RW **Vladimir Tarasenko** has 13 points (8-5=13) in 21 games...C **Ryan Hartman** (2-6=8, in 17 games) and RW **Mats Zuccarello** (4-4=8, in 10 games) have eight points each.

WILD GOALIES: Gustavsson is 0-1-2 with a 4.14 GAA and a .879 SV% in four career starts vs. the Rangers...G **Jesper Wallstedt** has not faced New York.

RANGERS LEADERS: Panarin leads New York with 30 points (9-21=30) in 23 career games against the Wild...C **J.T. Miller** owns 20 points (10-10=20) in 24 games...Trocheck has 13 points (6-7=13) in 17 games...RW **Mika Zibanejad** has 11 points (6-5=11) in 21 games.

RANGERS GOALIES: Shesterkin is 4-1-0 with a 2.95 GAA and a .903 SV% in five career starts vs. Minnesota...G **Jonathan Quick** is 17-11-8 with a 2.59 GAA and a .904 SV%.

CONNECTIONS: Zuccarello recorded 352 points (113-239=352) in 509 games in nine seasons (2010-19) with the Rangers...Tarasenko collected 21 points (8-13=21) in 31 games with New York in 2022-23...Wild Player Development Coach **Derek Stepan** was drafted by the Rangers in the second round (51st overall) of the 2008 NHL Draft and collected 360 points (128-232=360) in 515 games in seven seasons with New York (2010-17)...New York Director of Player Development **Jed Ortmeyer** played in 39 games with Minnesota (2010-12)...D **Wil Borgen** is from Moorhead and played three seasons at Moorhead High (2012-15) and three seasons at St. Cloud State University (2015-18)...C **Jonny Brodzinski** is from Ham Lake and played three seasons at St. Cloud State University (2012-15)...D **Carson Soucy** was selected by Minnesota in the fifth round (157th overall) of the 2013 NHL Draft, and collected 31 points (8-23=31) in three seasons with the Wild (2017-18, 2019-21).

FAST FACTS: Minnesota is 7-2-5 in its last 14 games vs. New York...The Wild has recorded a point in seven of its last eight games at Madison Square Garden (4-1-3), out scoring the Rangers 28-23...The Wild is 9-5-2 in its last 16 games against the Rangers in Saint Paul, with nine of those games decided by one goal.

2025-2026 MATCHUPS

Mon.	10/20	Madison Square Garden	6 p.m.	Sat.	3/14	Grand Casino Arena	5 p.m.
------	-------	-----------------------	--------	------	------	--------------------	--------



OTTAWA SENATORS

TEAM INFORMATION

Home Ice (Cap., Built).....Canadian Tire Centre (18,652, 1996)
Mailing Address.....1000 Palladium Drive
Ottawa, Ontario K2V 1A5
Telephone.....613.599.0100
Website.....ottawasenators.com
X.....@Senators
Founded.....1992-93
Stanley Cup Titles.....None
Colors.....Red, Gold, White and Black

DIRECTORY

President of Hockey Ops & General Manager.....Steve Staios
Head Coach.....Travis Green
Assistant Coach.....Daniel Alfredsson
Assistant Coach.....Nolan Baumgartner
Assistant Coach.....Ben Sexton
Assistant Coach.....Mike Yeo
Goaltending Coach.....Justin Peters

WILD vs. OTTAWA SENATORS

2024-25 Wild Record: 0-2-0 (0-1-0 at Grand Casino Arena, 0-1-0 at Ottawa)
All-Time Wild Record: 16-12-5 (9-6-2 at Grand Casino Arena, 7-6-2 at Ottawa)

Date	Opp.	Scoring By Period					Shots By Period					Power Plays	Penalties/ Minutes	Game-Winning Goal	Goaltender (Saves-Shots)	Attn.
		1	2	3	OT	F	1	2	3	OT	T					
OTT	0	1	2	-	3		10	13	14	-	37	1-2	4-11	Norris (4)	Merilainen (30-31)	
12/29	MIN	1	0	0	-	1	9	7	15	-	31	0-2	4-11		Gustavsson (34-36)	*18,989
	MIN	0	0	0	-	0	8	4	4	-	16	0-3	10-31		Gustavsson (46-52)	
2/1	OTT	1	2	3	-	6	14	21	17	-	52	3-8	5-12	Norris (5)	Merilainen (16-16)	18,822
TOTALS		1	2	3	OT	F	1	2	3	OT	T	Plays (%)	Minutes		Goaltenders (Record, Saves-Shots)	
OTT	1	3	5	-	9		24	34	31	-	89	4-10 (40.0)	9-23		Merilainen (2-0-0, 46-47)	
MIN	1	0	0	-	1		17	11	19	-	47	0-5 (0.0)	14-42		Gustavsson (0-2-0, 80-88)	

SERIES NOTES

2024-25: Minnesota went 0-2-0 against the Senators...Ottawa won the series-opening game, 3-1, in Saint Paul (11/29) and won the second game 6-0 in Ottawa (2/1)...C Freddy Gaudreau (1-0=1) scored the Wild's lone goal, assisted by D Declan Chisholm (0-1=1) and LW Marcus Foligno (0-1=1)...G Filip Gustavsson went 0-2-0 with a 4.05 GAA and a .909 SV%...D Jake Sanderson led Ottawa with five points (1-4=5)...RW Drake Batherson had four points (1-3=4)...C Tim Stuetzle (1-2=3) and LW Brady Tkachuk (1-2=3) had three points each...G Leevi Merilainen went 2-0-0 with a 0.50 GAA, a .979 SV% and one shutout.

WILD LEADERS: RW Mats Zuccarello leads Minnesota with 18 points (7-11=18) in 22 career matches vs. Ottawa...RW Vladimir Tarasenko has 16 points (11-5=16) in 21 games...LW Marcus Johansson (5-6=11, in 34 games) and D Jared Spurgeon (5-6=11, in 20 games) have 11 points each...D Jonas Brodin (2-7=9 in 21 games) and Foligno (5-4=9 in 32 games) each own nine points.

WILD GOALIES: Gustavsson is 1-2-1 with a 2.71 GAA and a .925 SV% in four career starts vs. the Senators...G Jesper Wallstedt has not faced Ottawa.

SENATORS LEADERS: LW David Perron leads Ottawa with 40 points (17-23=40) in 50 career games against Minnesota...RW Claude Giroux has 15 points (6-9=15) in 23 games...C Nick Cousins (3-7=10, in 18 games) and Batherson (3-7=10, in 18 games) have 10 points each...C Lars Eller has nine points (3-6=9) in 23 games.

SENATORS GOALIES: G Linus Ullmark is 5-2-1 with a 2.83 GAA and a .912 SV% in eight starts...Merilainen is 2-0-0 with a 0.50 GAA, a .979 SV% and one shutout in two starts against the Wild.

CONNECTIONS: Gustavsson went 10-13-3 with a 3.12 GAA and a .905 SV% in 27 games in two seasons with Ottawa (2020-22)...Tarasenko collected 41 points (17-24=41) and four GWG in 57 games with Ottawa in 2023-24...Wild Associate Coach Jack Capuano spent five seasons as Associate Coach for Ottawa (2019-24)...Wild Player Development Coach Derek Stepan recorded six points (1-5=6) in 20 games with Ottawa in 2020-21...D Nick Jensen is from Rogers and played three seasons at St. Cloud State University (2010-13)...Ottawa assistant coach Mike Yeo spent five seasons (2011-16) as Head Coach for Minnesota, with a record of 173-132-44, and led Minnesota to three Stanley Cup Playoff appearances (2013, 2014, 2015).

FAST FACTS: The Wild has won eight of its last 10 meetings at Grand Casino Arena (8-2-0) and five of its last eight games in Ottawa (5-2-1)...Minnesota has earned points in 13 of its last 16 contests against Ottawa (12-3-1) dating back to Nov. 13, 2016.

2025-2026 MATCHUPS

Sat.	12/13	Grand Casino Arena	1 p.m.	Sat.	4/4	Canadian Tire Centre	12 p.m.
------	-------	--------------------	--------	------	-----	----------------------	---------

PHILADELPHIA FLYERS



TEAM INFORMATION

Home Ice (Cap., Built).....Xfinity Mobile Arena (19,173, 1996)
Mailing Address.....3601 South Broad Street
Philadelphia, PA 19148
Telephone.....215.465.4500
Website.....philadelphiaflyers.com
X.....@NHLFlyers
Founded.....1967-68
Stanley Cup Titles.....2: 1974, 1975
Colors.....Orange, Black and White

DIRECTORY

Chairman & CEO.....Dan Hilferty
President of Hockey Ops. & Alt. Governor.....Keith Jones
General Manager.....Daniel Briere
Head Coach.....Rick Tocchet
Assistant Coach.....Todd Reirden
Assistant Coach.....Dylan Crawford
Assistant Coach.....Vincent Yula
Goaltending Coach.....Kim Dillabaugh

WILD vs. PHILADELPHIA FLYERS

2024-25 Wild Record: 1-1-0 (1-0-0 at Grand Casino Arena, 0-1-0 at Philadelphia)
All-Time Wild Record: 13-17-4 (8-5-3 at Grand Casino Arena, 5-12-1 at Philadelphia)

Date	Opp.	Scoring By Period					Shots By Period					Power Plays	Penalties/ Minutes	Game-Winning Goal	Goaltender (Saves-Shots)	Attn.
		1	2	3	OT	F	1	2	3	OT	T					
MIN	0	3	2	-	5		7	14	5	-	26	1-4	3-6		Gustavsson (16-22)	
10/26	PHI	2	1	4	-	7	3	3	17	-	23	1-2	5-10	Ristolainen (1)	Ersson (21-26)	18,238
	PHI	0	0	1	-	1	9	4	9	-	22	0-3	3-9		Ersson (18-21)	
12/14	MIN	1	1	2	-	4	8	7	7	-	22	0-1	5-13	Boldy (6)	Fleury (21-22)	*18,076
TOTALS		1	2	3	OT	F	1	2	3	OT	T	Plays (%)	Minutes		Goaltenders (Record, Saves-Shots)	
PHI	2	1	5	-	8		12	7	26	-	45	1-5 (20.0)	8-19		Ersson (1-1-0, 39-47)	
MIN	1	4	4	-	9		15	21	12	-	48	1-5 (20.0)	8-19		Gustavsson (0-1-0, 16-22); Fleury (1-0-0, 21-22)	

SERIES NOTES

2024-25: Minnesota went 1-1-0 against the Flyers...Philadelphia won the series-opening game, 7-5, at Wells Fargo Center (10/26), and the Wild earned a 4-1 win in the series finale in Saint Paul (12/14)...LW Kirill Kaprizov led Minnesota with four points (2-2=4)...LW Marcus Foligno had three points (2-1=3)...LW Matt Boldy (1-0=1), C Joel Eriksson Ek (1-0=1), D Brock Faber (1-0=1) and C Marco Rossi (1-0=1) all scored a goal...G Filip Gustavsson stopped 16-of-22 shots faced in the first meeting...G Marc-Andre Fleury stopped 21-of-22 shots faced to earn a win in the second game...C Sean Couturier (3-2=5) and LW Travis Konecny (1-4=5) led Philadelphia with five points each...G Samuel Ersson went 1-1-0 with a 4.09 GAA and a .830 SV% in two starts.

WILD LEADERS: LW Marcus Johansson (8-13=21, in 43 games) and RW Mats Zuccarello (5-16=21, in 35 games) lead Minnesota with 21 points against Philadelphia...RW Vladimir Tarasenko owns 18 points (7-11=18) in 22 games...Foligno has 12 points (6-6=12) in 27 games...Boldy has 10 points (7-3=10) in seven games.

WILD GOALIES: Gustavsson is 0-2-0 with a 6.09 GAA and a .789 SV% in two starts vs. the Flyers...G Jesper Wallstedt has not faced Philadelphia.

FLYERS LEADERS: Couturier leads Philadelphia with 15 points (9-6=15) in 18 games against Minnesota...Konecny has 10 points (3-7=10) in 13 games...D Travis Sanheim has nine points (2-7=9) in 13 games...C Christian Dvorak (2-6=8, in 25 games) and D Rasmus Ristolainen (4-4=8, in 17 games) have eight points each.

FLYERS GOALIES: Ersson is 1-1-0 with a 4.09 GAA and a .830 SV% in two starts against the Wild...G Dan Vladar is 2-1-1 with a 3.13 GAA and a .889 SV% in four starts.

CONNECTIONS: Minnesota Goaltending Coach Frederic Chabot went 0-1-1 in four games with the Flyers in the 1993-94 season...C Ryan Hartman skated in 19 games with Philadelphia during the 2018-19 season...Flyers Vice President & Assistant General Manager Brent Flahr served as Wild Assistant General Manager (2009-18) before joining Philadelphia...LW Noah Cates is from Stillwater and played four seasons at the University of Minnesota Duluth (2018-22)...LW Nicolas Deslauriers recorded three points (3-0=2) in 20 games with the Wild (2021-22)...RW Bobby Brink is from Minnetonka...D Nick Seeler was selected by the Wild in the fifth round (131st overall) of the 2011 NHL Draft and collected 11 points (2-9=11) in 99 games with Minnesota (2017-20).

FAST FACTS: Minnesota has posted back-to-back shutouts twice against Philadelphia (last, 11/11-11/14/17)...The first time was Feb. 10-12, 2003, which also marked the first back-to-back shutouts in team history...The Wild has shutout the Flyers five times in the 33 all-time meetings — tied for its most shutouts against an Eastern Conference team (also Boston).

2025-2026 MATCHUPS

Sat.	10/18	Xfinity Mobile Arena	6 p.m.	Thur.	3/12	Grand Casino Arena	7 p.m.
------	-------	----------------------	--------	-------	------	--------------------	--------



PITTSBURGH PENGUINS

TEAM INFORMATION

Home Ice (Cap., Built)	PPG Paints Arena (18,187, 2010)
Mailing Address	1001 Fifth Avenue Pittsburgh, PA 15219
Telephone	412.642.1300
Website	pittsburghpenguins.com
X	@penguins
Founded	1967-68
Stanley Cup Titles	5; 1991, 1992, 2009, 2016, 2017
Colors	Black, Gold and White

DIRECTORY

Co-Owner/Chairman	Mario Lemieux
President of Hockey Ops & General Manager	Kyle Dubas
Head Coach	Dan Muse
Assistant Coach	Todd Nelson
Assistant Coach	Mike Stothers
Assistant Coach	Nick Bonino
Goaltending Coach	Andy Chilodo

WILD vs. PITTSBURGH PENGUINS

2024-25 Wild Record: 1-1-0 (0-1-0 at Grand Casino Arena, 1-0-0 at Pittsburgh)

All-Time Wild Record: 16-17-2 (7-8-2 at Grand Casino Arena, 9-9-0 at Pittsburgh)

Date	Opp.	Scoring By Period					Shots By Period				Power Plays	Penalties/Minutes	Game-Winning Goal	Goaltender (Saves-Shots)	Attn.
		1	2	3	OT	F	1	2	3	OT	T				
	MIN	2	2	1	-	5	16	10	14	-	40	0-5	3-9	Zuccarello (2)	
10/29	PIT	2	0	1	-	3	9	11	9	-	29	1-2	6-15	Blomqvist (35-39)	18,195
	PIT	0	1	2	-	3	7	6	9	-	22	1-2	6-12	Crosby (6)	
3/9	MIN	0	0	1	-	1	10	10	10	-	30	1-6	2-4	Fleury (19-21)	*18,717
TOTALS		1	2	3	OT	F	1	2	3	OT	T	Power Plays (%)	Penalties/Minutes	Goaltenders (Record, Saves-Shots)	
	PIT	2	1	3	-	6	16	17	18	-	51	2-4 (50.0)	12-27	Blomqvist (0-1-0, 35-39); Jarro (1-0-0, 29-30)	
	MIN	2	2	2	-	6	26	20	24	-	70	1-11 (9.1)	5-13	Fleury (1-1-0, 45-50)	

SERIES NOTES

2024-25: Minnesota went 1-1-0 against the Penguins...The Wild won the series-opening game, 5-3, at PPG Paints Arena (10/29), and Pittsburgh earned a 3-1 win in the series finale in Saint Paul...C Freddy Gaudreau (2-1=3) and LW **Kirill Kaprizov** (1-2=3) led Minnesota with three points each...C **Ryan Hartman** (1-0=1) and RW **Mats Zuccarello** (1-0=1) each scored a goal...G Marc-Andre Fleury went 1-1-0 with a 2.55 GAA and a .900 SV%...C **Sidney Crosby** led the Penguins with five points (2-3=5)...RW **Rickard Rakell** had three points (2-1=3)...D **Kris Letang** (0-2=2) had two points...G **Joel Blomqvist** stopped 35-of-39 shots faced for Pittsburgh in the first meeting...G **Tristan Jarry** saved 29-of-30 shots faced in the second game.

WILD LEADERS: LW **Marcus Johansson** leads Minnesota with 25 points (10-15=25) in 44 career games against Pittsburgh...Zuccarello has 23 points (7-16=23) in 37 games...D **Zach Bogosian** (4-9=13, in 33 games) and RW **Vladimir Tarasenko** (4-9=13, in 21 games) have 13 points each...D **Jonas Brodin** has 12 points (3-9=12) in 20 games.

WILD GOALIES: G **Filip Gustavsson** is 1-3-0 with a 4.04 GAA and a .873 SV% in four games (three starts) vs. Pittsburgh...G **Jesper Wallstedt** has not faced the Penguins.

PENGUINS LEADERS: Crosby leads Pittsburgh with 40 points (14-26=40) in 26 career games against Minnesota...D **Erik Karlsson** owns 36 points (9-27=36) in 31 games...C **Evgeni Malkin** owns 27 points (12-15=27) in 22 matches...D **Kris Letang** (4-16=20 in 24 contests) and Rakell (13-7=20 in 34 games) own 20 points each.

PENGUINS GOALIES: G **Tristan Jarry** is 4-0-1 with a 2.56 GAA and a .913 SV% in five career starts vs. the Wild...Blomqvist is 0-1-0 with a 4.08 GAA and a .897 SV% in his lone start.

CONNECTIONS: Minnesota President of Hockey Operations and General Manager **Bill Guerin** totaled 57 points (26-31=57) in 95 games with Pittsburgh in two seasons (2008-10), winning the Stanley Cup in 2009...Guerin spent eight seasons in the Penguins' front office (2011-19), including five seasons (2014-19) as Assistant General Manager where he won two more Stanley Cups (2016, 2017)...Minnesota Head Coach **John Hynes** served as Head Coach of Wilkes-Barre Scranton for five seasons (2010-15) and one season as an Assistant Coach (2009-10)...Hynes led Wilkes-Barre to a record of 231-126-27 in 384 games (.636) and five consecutive appearances in the Calder Cup Playoffs as Head Coach...Gustavsson was selected by Pittsburgh in the second round (55th overall) of the 2016 NHL Draft...F **Vinnie Hinostroza** played in 14 games for Pittsburgh during the 2023-24 season, posting three points (1-2=3)...Crosby played at Shattuck St. Mary's (2002-03)...C **Connor Dewar** was drafted by Minnesota in the third round (No. 92 overall) of the 2018 NHL Draft and collected 38 points (18-20=38) in 173 across three seasons (2021-24) with the Wild...D **Matt Dumba** was selected seventh overall by the Wild in the 2012 NHL Draft and collected 236 points (79-157=236), 399 PIM and a plus-29 rating in 598 games in 10 seasons (2013-23) with Minnesota...C **Tommy Novak** played four seasons at the University of Minnesota (2015-19) and played high school hockey at St. Thomas Academy...C **Blake Lizotte** is from Lindstrom and played two seasons at St. Cloud State University (2017-19)...RW **Justin Brazeau** tallied two points (1-1=2) in 19 games with Minnesota last season.

FAST FACTS: Minnesota is 2-1-0 against the Penguins in the last three meetings between the two teams.

2025-2026 MATCHUPS

Thur.	10/30	Grand Casino Arena	7 p.m.	Fri.	11/21	PPG Paints Arena	6 p.m.
-------	-------	--------------------	--------	------	-------	------------------	--------



SAN JOSE SHARKS

TEAM INFORMATION

Home Ice (Cap., Built)	SAP Center at San Jose (17,562, 1993)
Mailing Address	525 West Santa Clara St. San Jose, CA 95113
Telephone	408.287.7070
Website	sjs Sharks.com
X	@SanJoseSharks
Founded	1991-92
Stanley Cup Titles	None
Colors	Deep Pacific Teal, Burnt Orange and Black

DIRECTORY

Owner	Hasso Plattner
President	Jonathan Becher
General Manager	Mike Grier
Head Coach	Ryan Warsofsky
Assistant Coach	Brian Wiseman
Assistant Coach	Doug Houda
Assistant Coach	Jeff Ulmer
Director, Goaltending	Evgeni Nabokov
Goaltending Coach	Thomas Speer

WILD vs. SAN JOSE SHARKS

2024-25 Wild Record: 3-0-0 (1-0-0 at Grand Casino Arena, 2-0-0 at San Jose)

All-Time Wild Record: 43-36-9 (23-15-5 at Grand Casino Arena, 20-21-4 at San Jose)

Date	Opp.	Scoring By Period					Shots By Period				Power Plays	Penalties/Minutes	Game-Winning Goal	Goaltender (Saves-Shots)	Attn.
		1	2	3	OT	F	1	2	3	OT	T				
	MIN	1	2	2	-	5	13	10	8	-	31	1-3	3-6	Boldy (4)	
11/7	SJ	0	1	1	-	2	5	13	8	-	26	0-3	3-6	Vanecek (26-30)	10,526
	MIN	1	1	1	-	3	6	9	7	-	22	0-0	2-4	Boldy (8)	
1/11	SJ	0	1	0	-	1	16	13	8	-	37	0-2	0-0	Askarov (19-22)	17,435
	SJ	1	3	3	0	7	10	14	7	0	31	0-0	5-10	Georgiev (36-44)	
4/13	MIN	2	3	2	1	8	17	15	11	1	44	3-4	1-2	Kaprizov (5)	*18,675
TOTALS		1	2	3	OT	F	1	2	3	OT	T	Power Plays (%)	Penalties/Minutes	Goaltenders (Record, Saves-Shots)	
	SJ	1	5	4	0	10	31	40	23	0	94	0-5 (0.0)	8-16	Vanecek (0-1-0, 26-30); Askarov (0-1-0, 19-22); Georgiev (0-0-1, 36-44)	
	MIN	4	6	5	1	16	36	34	26	1	97	4-7 (57.1)	6-12	Fleury (3-0-0, 84-94)	

SERIES NOTES

2024-25: Minnesota went 3-0-0 against San Jose...Minnesota won the series-opening game, 5-2, in San Jose (11/7), the second meeting, 3-1, at SAP Center at San Jose (1/11) and completed the season sweep with a 8-7 win in Saint Paul...LW **Matt Boldy** led Minnesota with eight points (3-5=8)...RW **Mats Zuccarello** had seven points (2-5=7)...LW **Kirill Kaprizov** tallied six points (2-4=6)...C **Joel Eriksson Ek** (4-0=4) and C **Marco Rossi** (1-3=4) had four points each...G Marc-Andre Fleury went 3-0-0 with a 3.32 GAA and a .894 SV% in three starts...C **Macklin Celebrini** led San Jose with eight points (5-3=8)...RW **Will Smith** had four points (1-3=4)...D Henry Thrun collected three points (0-3=3)...G **Vitek Vanecek** stopped 26-of-30 shots faced in the first meeting...G **Yaroslav Askarov** stopped 19-of-22 shots faced in the second game...G Alexander Georgiev made 36 saves on 44 shots in the series finale.

WILD LEADERS: Zuccarello leads the Wild with 33 points (11-22=33) in 32 career contests against the Sharks...Kaprizov owns 24 points (12-12=24) in 18 games)...RW **Vladimir Tarasenko** has 22 points (10-12=22) in 28 games...D **Jared Spurgeon** (8-11=19, in 43 games) and LW **Matt Boldy** (7-12=19, in 10 games) have 19 points each...Eriksson Ek owns 17 points (10-7=17) in 29 games.

WILD GOALIES: G **Filip Gustavsson** is 2-1-1 with a 2.47 GAA and .939 SV% in four starts against the Sharks...G **Jesper Wallstedt** has not faced San Jose.

SHARKS LEADERS: D **John Klingberg** leads San Jose with 23 points (6-17=23) in 33 games vs. Minnesota...RW **Tyler Toffoli** (11-10=21, in 33 games) and D **Nick Leddy** (3-18=21, in 39 games) have 21 points each...LW **Jeff Skinner** has 13 points (7-6=13) in 22 games...C **Alexander Wennberg** owns 11 points (5-6=11) in 21 games.

SHARKS GOALIES: G **Alex Nedeljkovic** is 1-2-1 with a 4.29 GAA and a .860 SV% in four starts...Askarov is 0-1-0 with a 3.04 GAA and a .864 SV% in his lone start.

CONNECTIONS: Minnesota President of Hockey Operations and General Manager **Bill Guerin** skated in 16 games with San Jose during the 2006-07 season...**Jake Middleton** recorded 12 points (3-9=12) and 82 PIM in 59 games for San Jose in parts of four seasons (2018-22)...Sharks Amateur Scout **Thomas Vanecek** recorded 93 points (39-54=93) in 154 games across two seasons (2014-16) with the Wild...Leddy hails from Eden Prairie and was selected by Minnesota in the first round (16th overall) of the 2009 NHL Draft.

FAST FACTS: Minnesota has won seven consecutive games against San Jose since 3/11/23 and 12 of the last 15 meetings (12-2-1) since 4/16/21...Minnesota is 7-2-1 in its last 10 contests against the Sharks at Grand Casino Arena since 1/22/21...The Wild has points in six of the last seven games played at SAP Center at San Jose (6-1-0).

2025-2026 MATCHUPS

Sun.	10/26	Grand Casino Arena	5 p.m.	Wed.	12/31	SAP Center at San Jose	3 p.m.
Tue.	11/11	Grand Casino Arena	7 p.m.				



SEATTLE KRAKEN

TEAM INFORMATION

Home Ice (Cap., Built).....Climate Pledge Arena (17,100, 2021)
Mailing Address.....16 W. Harrison St., Suite 200
Seattle, WA 98119
Telephone.....206-460-7825
Website.....nhl.com/kraken
X.....@SeattleKraken
Founded.....2021-22
Stanley Cup Titles.....None
Colors.....Deep Sea Blue, Boundless Blue, Ice Blue,
Shadow Blue and Red Alert

DIRECTORY

Owner/Chairman.....David Bonderman
CEO.....Tod Leiweke
EVP, General Manager.....Ron Francis
Head Coach.....Lane Lambert
Assistant Coach.....Aaron Schneekloth
Assistant Coach.....Jessica Campbell
Assistant Coach.....Chris Taylor
Goaltending Coach.....Colin Zuilanella

WILD vs. SEATTLE KRAKEN

2024-25 Wild Record: 2-0-1 (1-0-1 at Grand Casino Arena, 1-0-0 at Seattle)

All-Time Wild Record: 8-3-1 (3-2-1 at Grand Casino Arena, 5-1-0 at Seattle)

Date	Opp.	Scoring By Period					Shots By Period					Power Plays	Penalties/Minutes	Game-Winning Goal	Goaltender (Saves-Shots)	Attn.
		1	2	3	OT	F	1	2	3	OT	T					
	SEA	0	2	2	0	5	10	12	10	2	34	1-2	2-4			
10/12	MIN	1	1	2	0	4	14	9	13	2	38	1-2	2-4			
	MIN	2	2	0	-	4	9	10	1	-	20	1-1	2-4	Zuccarello (4)	Gustavsson (33-36)	
3/4	SEA	1	2	0	-	3	9	16	11	-	36	1-2	1-2			17,151
	SEA	0	0	0	-	0	14	9	11	-	34	0-1	4-8			
3/19	MIN	3	0	1	-	4	10	9	9	-	28	0-2	3-6	Hartman (1)	Gustavsson (34-37)	17,579
TOTALS		1	2	3	OT	F	1	2	3	OT	T	Power Plays (%)	Penalties/Minutes	Goaltenders (Record, Saves-Shots)		
	SEA	1	4	2	0	8	33	37	32	2	104	2-5 (40.0)	7-14	Daccord (1-1-0, 50-58); Grubauer (0-1-0, 24-27)		
	MIN	6	3	3	0	12	33	28	23	2	86	2-5 (40.0)	7-14	Gustavsson (2-0-0, 67-70); Fleury (0-0-1, 30-34)		

SERIES NOTES

2024-25: Minnesota went 2-0-1 against the Kraken...Seattle won the series-opening contest, 5-4, in shootout in Saint Paul (10/12) before the Wild won the second meeting, 4-3, at Climate Pledge Arena (3/4) and the series finale 4-0 in Minnesota...LW **Matt Boldy** led Minnesota with five points (3-2=5)...RW **Mats Zuccarello** had four points (2-2=4)...C **Ryan Hartman** (2-1=3), LW **Kirill Kaprizov** (1-2=3) and D **Jared Spurgeon** (1-2=3) all had three points...G **Filip Gustavsson** went 2-0-0 with a 1.50 GAA, a .957 SV% and one shutout in two starts...G Marc-Andre Fleury stopped 30-of-34 shots faced in the first meeting...RW **Jordan Eberle** led Seattle with three points (2-1=3)...LW **Kaapo Kakko** (0-2=2), RW **Jared McCann** (0-2=2) and D **Brandon Montour** (1-1=2) all had two points...G **Joey Daccord** went 1-1-0 with a 3.92 GAA and a .862 SV% in two starts...G **Philipp Grubauer** stopped 24-of-27 shots faced in his lone start.

WILD LEADERS: Kaprizov leads Minnesota with 14 points (5-9=14) in nine career games against Seattle...Zuccarello (5-8=13, in 11 games) and Boldy (8-5=13, in 10 games) have 13 points each...Hartman owns 12 points (5-7=12) in 10 games...RW **Vladimir Tarasenko** has eight points (1-7=8) in nine games.

WILD GOALIES: Gustavsson is 3-0-0 with a 1.00 GAA, .968 SV% and one shutout in three career starts vs. the Kraken...G **Jesper Wallstedt** has not faced Seattle.

KRAKEN LEADERS: C **Jaden Schwartz** leads the Kraken with 29 points (14-15=29) in 46 career contests vs. Minnesota...Eberle has 27 points (10-17=27) in 43 games...LW **Chandler Stephenson** owns 19 points (4-15=19) in 23 games...LW **Mason Marchment** has 13 points (7-6=13) in 12 games.

KRAKEN GOALIES: Daccord is 2-3-0 with a 3.89 GAA and a .858 SV% in five career starts against the Wild...Grubauer is 9-8-0 with a 2.95 GAA, a .894 SV% and one shutout in 18 career games (17 starts) against the Wild...G **Matt Murray** is 3-1-0 with a 2.51 GAA and a .914 SV% in four starts.

CONNECTIONS: LW **Marcus Johansson** recorded 23 points (6-17=23) in 51 games with Seattle in 2021-22...C **Freddy Gaudreau** recorded 134 points (56-78=134) in 307 career games with Minnesota over a span of four seasons (2021-25). Gaudreau also recorded four points (4-0=4) in 18 Stanley Cup Playoff games with Minnesota...D **Ryan Lindgren** is from Burnsville and played three seasons at Shattuck St. Mary's (2011-14) and two seasons at the University of Minnesota (2016-18)...Kraken television analyst **J.T. Brown** recorded eight points (3-5=8) in 56 games with Minnesota in 2018-19.

FAST FACTS: The Wild has earned a point in seven of the last eight meetings vs. Seattle (6-1-1)...Minnesota has out scored the Kraken 40-28 in the all-time series.

2025-2026 MATCHUPS

Mon.	12/8	Climate Pledge Arena	9 p.m.	Tue.	4/7	Grand Casino Arena	7 p.m.
Thur.	1/8	Climate Pledge Arena	9 p.m.				

ST. LOUIS BLUES



TEAM INFORMATION

Home Ice (Cap., Built).....Enterprise Center (18,096, 1994)
Mailing Address.....1401 Clark Avenue at Brett Hull Way
St. Louis, MO 63103
Telephone.....314.622.2500
Website.....stlouisblues.com
X.....@StLouisBlues
Founded.....1967-68
Stanley Cup Titles.....2019
Colors.....White, Navy, Blue and Gold

DIRECTORY

Chairman/Governor.....Tom Stillman
President of Hockey Ops/GM/Alt. Governor.....Doug Armstrong
Vice President, Hockey Operations.....Peter Chiarelli
Head Coach.....Jim Montgomery
Assistant Coach.....Steve Ott
Assistant Coach.....Claude Julien
Assistant Coach.....Mike Weber
Director of Goaltenders.....David Alexander

WILD vs. ST. LOUIS BLUES

2024-25 Wild Record: 3-1-0 (1-1-0 at Grand Casino Arena, 2-0-0 at St. Louis)

All-Time Wild Record: 42-34-19 (26-15-8 at Grand Casino Arena, 17-19-11 at St. Louis)

Date	Opp.	Scoring By Period					Shots By Period					Power Plays	Penalties/Minutes	Game-Winning Goal	Goaltender (Saves-Shots)	Attn.
		1	2	3	OT	F	1	2	3	OT	T					
	MIN	1	1	2	-	4	4	8	15	-	27	2-5	2-4			
10/15	STL	0	0	1	-	1	6	13	9	-	28	0-2	4-10			
	MIN	1	0	3	-	4	7	11	10	-	28	0-2	3-6	Brodin (1)	Gustavsson (22-24)	
11/19	STL	0	1	1	-	2	9	8	7	-	24	1-2	3-6			16,463
	STL	1	3	0	-	4	14	6	13	-	33	1-1	0-0			
1/7	MIN	2	1	3	-	6	9	11	6	-	26	0-0	1-2	Boldy (7)	GUSTAVSSON (14-18); Fleury (15-15)	*18,464
	STL	1	2	2	-	5	8	8	12	-	28	0-2	1-2			
3/15	MIN	0	1	0	-	1	6	7	5	-	18	0-1	2-4	Neighbours (2)	Hofer (17-18)	
															Gustavsson (23-27)	*18,568
TOTALS		1	2	3	OT	F	1	2	3	OT	T	Power Plays (%)	Penalties/Minutes	Goaltenders (Record, Saves-Shots)		
	STL	2	6	4	-	12	37	35	41	-	113	2-7 (28.6)	8-16	Binnington (0-3-0, 67-78); Hofer (1-0-0, 17-18)		
	MIN	4	3	8	-	15	26	37	36	-	99	2-8 (25.0)	7-18	Gustavsson (2-1-0, 86-97); Fleury (1-0-0, 15-15)		

SERIES NOTES

2024-25: Minnesota went 3-1-0 vs. St. Louis...The Wild won the series-opening game, 4-1, at Enterprise Center (10/15), the second contest, 4-2, in St. Louis (11/19) and the third contest, 6-4, in Saint Paul (1/7). St. Louis won the final meeting, 5-1, at Grand Casino Arena (3/15)...LW **Kirill Kaprizov** (2-2=4), C **Ryan Hartman** (2-2=4) and D **Jake Middleton** (2-2=4) led Minnesota with four points each...D **Jonas Brodin** (1-2=3), LW **Marcus Johansson** (1-2=3) and RW **Mats Zuccarello** (0-3=3) each had three points...G **Filip Gustavsson** went 2-1-0 with a 3.24 GAA and .887 SV%, while also scoring the first goal of his hockey career, a power-play goal in the first meeting, to become the first goaltender in franchise history to find the net...G Marc-Andre Fleury entered the third game in relief and saved all 15 shots faced to earn the victory...RW **Jordan Kyrou** led St. Louis with five points (4-1=5), including a hat trick in the series finale...RW **Pavel Buchnevich** (1-3=4) and C **Robert Thomas** (1-3=4) had four points each...G **Jordan Binnington** started three contests for the Blues, going 0-3-0 with a 3.75 GAA and a .859 SV%...G **Joel Hofer** stopped 17-of-18 shots faced to earn the win in the final game.

WILD LEADERS: Zuccarello leads the Wild with 23 points (7-16=23) in 34 career games against St. Louis...Hartman owns 22 points (13-9=22) in 37 contests...Kaprizov (8-9=17 in 19 games) and Brodin (5-12=17 in 49 games) each have 17 points...D **Jared Spurgeon** has 16 points (4-12=16) in 53 games.

WILD GOALIES: Gustavsson is 4-2-0 with a 2.69 GAA and a .908 SV% in six career starts vs. the Blues...G **Jesper Wallstedt** has not faced St. Louis.

BLUES LEADERS: C **Bradley Schenn** leads St. Louis with 30 career points (11-19=30) in 40 career games against the Wild...Kyrou has 26 points (15-11=26) in 23 games...D **Justin Faulk** owns 23 points (3-20=23) in 38 contests...Buchnevich owns 22 points (10-12=22) in 21 games.

BLUES GOALIES: Binnington is 10-7-1 with a 2.87 GAA, a .901 SV% and one shutout in 19 career starts against Minnesota...G **Joel Hofer** is 1-0-0 with a 1.00 GAA and a .944 SV%.

CONNECTIONS: Wild President of Hockey Operations and General Manager **Bill Guerin** registered 47 points (28-19=47) in 61 contests with the Blues in 2006-07...RW **Vladimir Tarasenko** was selected in the first round (16th overall) of the 2010 NHL Draft by St. Louis and collected 553 points (262-291=553) in 644 games over a span of 11 seasons (2012-23). Tarasenko also recorded 60 points (41-19=60) in 90 Stanley Cup Playoff games with St. Louis, and won a Stanley Cup in 2019. He ranks fifth all-time on St. Louis in points and goals and is seventh in assists...Faulk is from South Saint Paul and played one season at the University of Minnesota Duluth (2010-11)...C **Nick Bjugstad** is a Minneapolis native and played three seasons at the University of Minnesota (2010-13)...He tallied 30 points (13-17=30) in 101 games in two seasons with the Wild (2020-22)...C **Oskar Sundqvist** recorded seven points (3-4=7) in 15 games with Minnesota in 2022-23.

FAST FACTS: Minnesota is 6-2-2 in its last 10 meetings against the Blues...The Wild has never swept a season series against the Blues...Minnesota topped St. Louis in the 2015 First Round, clinching the series with a Game 6 win in Saint Paul – marking the first time in franchise history Minnesota won a playoff series on home ice...The Blues defeated the Wild in the 2017 First Round and 2022 First Round.

2025-2026 MATCHUPS

Thur.	10/9	Enterprise Center	7 p.m.	Mon.	4/13	Enterprise Center	7 p.m.
Sun.	3/1	Grand Casino Arena	4 p.m.				



TAMPA BAY LIGHTNING

TEAM INFORMATION

Home Ice (Cap., Built)..... Amalie Arena (19,092, 1996)
Mailing Address..... 401 Channelside Drive
Tampa, FL 33602
Telephone..... 813.301.6500
Website..... tampabaylightning.com
X..... @TBLightning
Founded..... 1992-93
Stanley Cup Titles..... 3; 2004, 2020, 2021
Colors..... Black, White, Blue and Silver

DIRECTORY

Owner, Chairman and Governor..... Jeff Vinik
Chief Executive Officer..... Steve Griggs
Vice President & General Manager, Alt. Gov..... Julien Brisebois
Head Coach..... Jon Cooper
Assistant Coach..... Dan Hinote
Assistant Coach..... Jeff Halpern
Assistant Coach..... Rob Zettler
Goaltending Coach..... Frantz Jean

WILD vs. TAMPA BAY LIGHTNING

2024-25 Wild Record: 2-0-0 (1-0-0 at Grand Casino Arena, 1-0-0 at Tampa Bay)
All-Time Wild Record: 22-10-4 (15-3-0 at Grand Casino Arena, 7-7-4 at Tampa Bay)

Date	Opp.	Scoring By Period					Shots By Period					Power Plays	Penalties/Minutes	Game-Winning Goal	Goaltender (Saves-Shots)	Attn.
		1	2	3	OT	F	1	2	3	OT	T					
	MIN	1	1	2	-	4	5	8	5	-	18	1-4	1-2	Boldy (1)	Fleury (24-26)	
10/24	TB	0	2	0	-	2	12	9	5	-	26	0-1	4-8		Vasilevsky (14-17)	19,092
	TB	1	0	2	-	3	15	7	8	-	30	2-4	3-9		Vasilevsky (17-20)	
11/1	MIN	0	1	4	-	5	6	7	9	-	22	0-2	5-13	Boldy (2)	Gustavsson (27-30)	*18,104
TOTALS		1	2	3	OT	F	1	2	3	OT	T	Power Plays (%)	Penalties/Minutes	Goaltenders (Record, Saves-Shots)		
	TB	1	2	2	-	5	27	16	13	-	56	2-5 (40.0)	7-17	Vasilevskiy (0-2-0, 31-37)		
	MIN	1	2	6	-	9	11	15	14	-	40	1-6 (16.7)	6-15	Gustavsson (1-0-0, 27-30); Fleury (1-0-0, 24-26)		

SERIES NOTES

2024-25: Minnesota went 2-0-0 against Tampa Bay...The Wild won the series-opening game, 4-2, in Tampa (10/24) and completed the series sweep with a 5-3 win in Saint Paul (11/1)...LW **Kirill Kaprizov** led the Wild with six points (4-2=6)...LW **Matt Boldy** (2-1=3) and RW **Mats Zuccarello** (0-3=3) had three points each...G Marc-Andre Fleury saved 24-of-26 shots faced to earn the win for the Wild in the first meeting...G **Filip Gustavsson** stopped 27-of-30 shots faced in the second meeting...D **Erik Cernak** (0-2=2), LW **Brandon Hagel** (1-1=2), D **Victor Hedman** (0-2=2), RW **Nikita Kucherov** (1-1=2) and C **Nick Paul** (1-1=2) all had two points.

WILD LEADERS: LW **Marcus Johansson** leads Minnesota with 22 points (8-14=22) in 43 career games against Tampa Bay...Zuccarello has 18 points (6-12=18) in 27 matches...RW **Vladimir Tarasenko** has 17 points (11-6=17) in 24 games...LW **Marcus Foligno** owns 13 points (8-5=13) in 31 games...D **Zach Bogosian** (3-9=12, in 37 games) and Kaprizov (7-5=12, in seven games) have 12 points each.

WILD GOALIES: Gustavsson is 2-1-0 with a 3.71 GAA and an .893 SV% in three career games vs. Tampa Bay...G **Jesper Wallstedt** has not faced the Lightning.

LIGHTNING LEADERS: Kucherov leads Tampa Bay with 19 points (9-10=19) in 19 career games against the Wild...D **Ryan McDonagh** owns 18 points (4-14=18) in 24 career game...LW **Jake Guentzel** owns 15 points (6-9=15) in 14 games...Hedman has 12 points (4-8=12) in 23 games.

LIGHTNING GOALIES: Vasilevskiy is 6-6-2 with a 2.50 GAA, a .914 SV% and one shutout in 14 career starts vs. Minnesota...G **Jonas Johansson** made one relief appearance against Minnesota (4/7/21)...G **Phoenix Copley** is 1-1-0 with a 2.04 GAA and a .917 SV% in two starts.

CONNECTIONS: Bogosian collected 15 points (4-11=15) in 106 games over parts of four seasons (2019-20, 2021-24) with the Lightning and a member of Tampa Bay's 2020 Stanley Cup Championship team...Lightning CEO **Steve Griggs** spent eight years as Vice President of Sales and Service for the Wild...RW **Mitchell Chaffee** made his NHL debut with Minnesota (4/19/22 at MTL) and appeared in two games with the Wild in 2021-22...McDonagh is from Saint Paul.

FAST FACTS: Minnesota is 9-3-1 in its last 13 games against Tampa Bay...The Wild recorded a 10-game win streak vs. the Lightning in Saint Paul (11/28/11 to 1/4/24)...Minnesota earned its first-ever franchise win, 6-5, against Tampa Bay at Grand Casino Arena (10/18/00).

2025-2026 MATCHUPS

Tue.	3/3	Grand Casino Arena	8:30 p.m.	Tue.	3/24	Amalie Arena	6:30 p.m.
------	-----	--------------------	-----------	------	------	--------------	-----------



TORONTO MAPLE LEAFS

TEAM INFORMATION

Home Ice (Cap., Built)..... Scotiabank Arena (19,800, 1999)
Mailing Address..... 50 Bay Street, Suite 500
Toronto, Ontario M5J 1L2
Telephone..... 416.815.5700
Website..... mapleleafs.com
X..... @MapleLeafs
Founded..... 1917-18
Stanley Cup Titles..... 13; 1918, 1922, 1932, 1942, 1945, 1947, 1948, 1949, 1951, 1962, 1963, 1964, 1967
Colors..... Blue and White

DIRECTORY

Chairman, NHL Governor..... Larry Tanenbaum
President & Alt. Governor..... Brendan Shanahan
General Manager..... Brad Treliving
Head Coach..... Craig Berube
Associate Coach..... Derek Lalonde
Assistant Coach..... Mike Van Ryn
Assistant Coach..... Marc Savard
Goaltending Coach..... Curtis Sanford

WILD vs. TORONTO MAPLE LEAFS

2024-25 Wild Record: 2-0-0 (1-0-0 at Grand Casino Arena, 1-0-0 at Toronto)
All-Time Wild Record: 15-15-2 (9-5-1 at Grand Casino Arena, 6-10-1 at Toronto)

Date	Opp.	Scoring By Period					Shots By Period					Power Plays	Penalties/Minutes	Game-Winning Goal	Goaltender (Saves-Shots)	Attn.
		1	2	3	OT	F	1	2	3	OT	T					
	TOR	1	0	0	0	1	12	11	5	0	28	1-2	4-8		Stolarz (31-33)	
11/3	MIN	1	0	0	1	2	11	10	11	1	33	0-3	3-6	Boldy (3)	Gustavsson (27-28)	*18,096
	MIN	2	0	1	-	3	8	12	5	-	25	1-1	1-2	Spurgeon (3)	Gustavsson (32-33)	
11/19	TOR	0	0	1	-	1	8	11	14	-	33	0-1	1-2		Woll (22-24)	18,544
TOTALS		1	2	3	OT	F	1	2	3	OT	T	Power Plays (%)	Penalties/Minutes	Goaltenders (Record, Saves-Shots)		
	TOR	1	0	1	0	2	20	22	19	0	61	1-3 (33.3)	5-10	Stolarz (0-0-1, 31-33); Woll (0-1-0, 22-24)		
	MIN	3	0	1	1	5	19	22	16	1	58	1-4 (25.0)	4-8	Gustavsson (2-0-0, 59-61)		

SERIES NOTES

2024-25: Minnesota went 2-0-0 against the Maple Leafs...The Wild won the series-opening game, 2-1, in overtime in Saint Paul (11/3) and secured a 3-1 win in the series finale in Toronto (1/29)...D **Jared Spurgeon** led Minnesota with three points (1-2=3)...C **Freddy Gaudreau** had two points (0-2=2)...LW **Matt Boldy** (1-0=1), LW **Marcus Foligno** (1-0=1) and C **Ryan Hartman** (1-0=1) all scored a goal...G **Filip Gustavsson** went 2-0-0 with a 0.99 GAA and a .967 SV% in two starts...RW **William Nylander** led Toronto with two points (2-0=2)...G **Anthony Stolarz** stopped 31-of-33 shots faced in regulation and overtime in the first meeting...G **Joseph Woll** stopped 22-of-24 shots faced in the second meeting.

WILD LEADERS: RW **Mats Zuccarello** leads the Wild with 29 points (13-16=29) in 27 contests against Toronto...RW **Vladimir Tarasenko** owns 21 points (8-13=21) in 24 games...LW **Marcus Johansson** has 18 points (10-8=18) in 39 games...Foligno owns 15 points (5-10=14) in 36 contests...D **Zach Bogosian** owns 13 points (3-10=13) in 41 games.

WILD GOALIES: Gustavsson is 3-1-1 with a 2.78 GAA and a .907 SV% in five career starts vs. the Maple Leafs...G **Jesper Wallstedt** has not faced Toronto.

MAPLE LEAFS LEADERS: C **John Tavares** leads Toronto with 22 points (8-14=22) in 24 career games vs. Minnesota...D **Morgan Rielly** owns 18 points (1-17=18) in 201 contests...C **Auston Matthews** has 16 points (11-5=16) in 14 games...Nylander owns 15 points (9-6=15) in 16 games

MAPLE LEAFS GOALIES: Stolarz is 1-3-1 with a 3.48 GAA and an .903 SV% in five career starts against the Wild...Woll is 1-1-0 with a 2.47 GAA and a .917 SV% in two career starts.

CONNECTIONS: Wild Associate Coach **Jack Capuano** was selected by Toronto in the fifth round (88th overall) of the 1984 NHL Draft and played in one game with the Maple Leafs, making his NHL debut vs. BUF (10/11/89)...Bogosian recorded four assists in 45 games with Toronto in 2020-21...LW **Matthew Knies** played two seasons at the University of Minnesota (2021-23).

FAST FACTS: Minnesota is 12-7-2 in its last 21 games against Toronto...In its 14 all-time wins against the Maple Leafs, Minnesota has outscored Toronto, 46-22.

2025-2026 MATCHUPS

Mon.	1/19	Scotiabank Arena	6:30 p.m.	Sun.	3/15	Grand Casino Arena	6:30 p.m.
------	------	------------------	-----------	------	------	--------------------	-----------



UTAH MAMMOTH

TEAM INFORMATION

Home Ice (Cap., Built)	Delta Center (16,200, 1991)
Mailing Address	301 S Temple Salt Lake City, UT 84101
Telephone	801.325.2208
Website	www.nhl.com/utah
X	@utahhockeyclub
Founded	2024
Stanley Cup Titles	None
Colors	Rock Black, Salt White, Mountain Blue

DIRECTORY

Owners	Ryan & Ashley Smith
President of Hockey Operations	Chris Armstrong
General Manager	Bill Armstrong
Head Coach	Andre Tourigny
Assistant Coach	Mario Duhamel
Assistant Coach	Blaine Forsythe
Assistant Coach	John Madden
Goaltending Coach	Corey Schwab

WILD vs. UTAH MAMMOTH

2024-25 Wild Record: 1-3-0 (0-2-0 at Grand Casino Arena, 1-1-0 at Utah)

All-Time Wild Record: 1-3-0 (0-2-0 at Grand Casino Arena, 1-1-0 at St. Louis)

Date	Opp.	Scoring By Period					Shots By Period					Power Plays	Penalties/ Minutes	Game-Winning Goal	Goaltender (Saves-Shots)	Attn.
		1	2	3	OT	F	1	2	3	OT	T					
	MIN	0	2	2	0	5	17	10	8	3	38	0-2	3-6		Gustavsson (21-25)	
12/10	UTA	1	0	3	0	4	5	7	9	4	25	2-3	2-4		Vejmelka (34-38)	11,131
	UTA	1	0	1	-	2	8	4	6	-	18	1-3	5-10	Guenther (3)	Vejmelka (28-29)	
12/20	MIN	1	0	0	-	1	9	11	9	-	29	0-5	3-6		Flcury (16-18)	*18,088
	UTA	2	1	1	-	4	15	3	11	-	29	1-2	3-6	Hayton (5)	Vejmelka (26-26)	
1/23	MIN	0	0	0	-	0	5	12	9	-	26	0-3	2-4		Gustavsson (25-29)	*18,071
	MIN	0	1	0	-	1	6	8	2	-	16	0-2	4-13		Flcury (25-31)	
2/27	UTA	2	1	3	-	6	9	11	11	-	31	2-4	3-9	Guenther (7)	Vejmelka (15-16)	11,131
TOTALS		1	2	3	OT	F	1	2	3	OT	T	Power Plays (%)	Penalties/ Minutes	Goaltenders (Record, Saves-Shots)		
	UTA	6	2	8	0	16	37	25	37	4	103	6-12 (50.0)	13-29	Vejmelka (3-0-1, 103-109)		
	MIN	1	3	2	0	7	37	41	28	3	109	0-12 (0.0)	12-29	Gustavsson (1-1-0, 46-54); Flcury (0-2-0, 41-49)		

SERIES NOTES

2024-25: Minnesota went 1-3-0 against the Mammoth...The Wild won the first-ever meeting between the two clubs, 5-4, in a shootout in Salt Lake City (12/10). Utah's first shootout in franchise history...The Wild lost the second game, 2-1, in Saint Paul (12/20), the third meeting, 4-0, at Grand Casino Arena (1/23) and the series finale, 6-1, in Utah (2/27)...**LW Marcus Johansson** led Minnesota with three points (2-1=3)...**LW Matt Boldy** (0-2=2), **LW Kirill Kaprizov** (1-1=2) and **C Marco Rossi** (1-1=2) all had two points...**G Marc-Andre Fleury** went 0-2-0 with a 4.08 GAA and a .837 SV% in two starts...**G Filip Gustavsson** went 1-1-0 with a 3.88 GAA and a .852 SV% in two starts...**LW Clayton Keller** led Utah with nine points (4-5=9)...**RW Dylan Guenther** (3-2=5) and **D Mikhail Sergachev** (0-5=5) had five points each...**C Barrett Hayton** (3-1=4) and **LW Nick Schmaltz** (1-3=4) had four points...**G Karel Vejmelka** went 3-0-1 with a 1.47 GAA, a .945 SV% and one shutout in four starts.

MINNESOTA LEADERS: Johansson leads Minnesota with three points (2-1=3) in three games vs. Utah...Boldy (0-2=2, in four games), Kaprizov (1-1=2, three games), Rossi (1-1=2, in four games) and **RW Vladimir Tarasenko** (0-2=2, in two games) all have two points.

MINNESOTA GOALIES: Gustavsson is 1-1-0 with a 3.88 GAA and a .852 SV% in two starts vs. the Mammoth...**G Jesper Wallstedt** has not faced Utah.

UTAH LEADERS: Keller leads Utah in scoring against Minnesota with 29 points (14-15=29) in 31 career games...Schmaltz owns 22 points (4-18=22) in 34 matches...Sergachev (1-11=12 in 13 games) and Hayton (5-7=12 in 13 games) each have 12 points...**LW Lawson Crouse** has 10 points (6-4=10) in 31 games.

UTAH GOALIES: Vejmelka is 6-3-1 with a 2.59 GAA, .915 SV% and one shutout in 11 career games (10 starts) vs. Minnesota...**G Vitek Vanecek** is 2-2-2 with a 2.93 GAA and a .888 SV% in six starts.

CONNECTIONS: **D Ian Cole** collected eight points (1-7=8) in 52 games with the Wild in 2020-21...**C Logan Cooley** played one season at the University of Minnesota (2022-23)...**C Jack McBain** was selected by the Wild in the third round (63rd overall) of the 2018 NHL Draft...**D Nate Schmidt** is from St. Cloud and played three seasons at the University of Minnesota (2010-13).

FAST FACTS: Iowa Wild Goaltending Coach Richard Bachman (Salt Lake City) is the only Utah native to appear in a NHL game as a goaltender.

2025-2026 MATCHUPS

Sat.	10/25	Delta Center	5 p.m.	Tue.	3/10	Grand Casino Arena	7 p.m.
Fri.	2/27	Delta Center	8 p.m.	Thur.	2/27		

VANCOUVER CANUCKS



TEAM INFORMATION

Home Ice (Cap., Built)	Rogers Arena (18,870, 1995)
Mailing Address	89 W. Georgia St. Vancouver, BC V6B 0N8
Telephone	604.899.4600
Website	canucks.com
X	@VanCanucks
Founded	1970-71
Stanley Cup Titles	None
Colors	Blue, White and Green

DIRECTORY

Chairman and Governor	Francesco Aquilini
President, Hockey Operations	Jim Rutherford
General Manager	Patrik Allvin
Head Coach	Adam Foote
Assistant Coach	Kevin Dean
Assistant Coach	Brett McLean
Assistant Coach	Scott Young
Goaltending Coach	Marko Toreninus

WILD vs. VANCOUVER CANUCKS

2024-25 Wild Record: 2-1-0 (1-0-0 at Grand Casino Arena, 1-1-0 at Vancouver)

All-Time Wild Record: 52-39-15 (30-18-6 at Grand Casino Arena, 22-21-9 at Vancouver)

Date	Opp.	Scoring By Period					Shots By Period					Power Plays	Penalties/ Minutes	Game-Winning Goal	Goaltender (Saves-Shots)	Attn.
		1	2	3	OT	F	1	2	3	OT	T					
	VAN	1	1	0	0	2	7	7	16	2	32	1-3	1-2		Lankinen (26-29)	
12/3	MIN	0	1	1	1	3	13	4	9	3	29	0-1	3-6	Kaprizov (4)	Gustavsson (30-32)	*18,076
	MIN	0	0	1	-	1	10	13	15	-	38	1-2	4-11		Gustavsson (17-19)	
3/7	VAN	1	0	2	-	3	6	8	6	-	20	1-3	3-9	Sherwood (4)	Lankinen (37-38)	18,885
	MIN	0	0	2	1	3	12	7	13	1	33	0-2	5-21	Zuccarello (6)	Gustavsson (12-14)	
4/12	VAN	1	1	0	0	2	6	4	4	0	14	1-2	4-11		Lankinen (30-33)	18,844
TOTALS		1	2	3	OT	F	1	2	3	OT	T	Power Plays (%)	Penalties/ Minutes	Goaltenders (Record, Saves-Shots)		
	VAN	3	2	2	0	7	19	19	26	2	66	3-8 (37.5)	8-22	Lankinen (1-0-2, 93-100)		
	MIN	0	1	4	2	7	35	24	37	4	100	1-5 (20.0)	12-38	Gustavsson (2-1-0, 59-65)		

SERIES NOTES

2024-25: Minnesota went 2-1-0 against Vancouver...The Wild won the series-opening game, 3-2, in overtime in Saint Paul (12/3) before Vancouver won the second meeting, 3-1, at Rogers Arena (3/7) and Minnesota won the series finale, 3-2, in Vancouver (4/12)...**D Brock Faber** led Minnesota with four points (2-2=4)...**LW Marcus Foligno** (1-1=2), **LW Kirill Kaprizov** (1-1=2) and **C Marco Rossi** (0-2=2) all had two points...**G Filip Gustavsson** went 2-1-0 with a 1.93 GAA and a .908 SV% in three starts...**C Elias Pettersson** led Vancouver with three points (1-2=3)...**D Filip Hronek** (0-2=2), **C Teddy Blueger** (1-1=2), **LW Jake DeBrusk** (2-0=2) and **D Quinn Hughes** (1-1=2) all had two points...**G Kevin Lankinen** went 1-0-2 with a 2.25 GAA and a .930 SV% in three starts.

WILD LEADERS: **RW Vladimir Tarasenko** leads Minnesota with 29 points (12-17=29) in 31 games against Vancouver...**RW Mats Zuccarello** has 28 points (10-18=28) in 25 career contests...**D Jared Spurgeon** owns 19 points (4-15=19) in 43 games...Kaprizov has 18 points (9-9=18) in 11 contests...**C Ryan Hartman** owns 14 points (8-6=14) in 22 games.

WILD GOALIES: Gustavsson is 5-3-1 with a 2.49 GAA, a .908 SV % and one shutout in 10 career games (nine starts) vs. Vancouver...**G Jesper Wallstedt** has not faced the Canucks.

CANUCKS LEADERS: **LW Evander Kane** leads Vancouver with 22 points (13-9=22) in 33 games against Minnesota...Pettersson owns 12 points (7-5=12) in 16 career games against the Wild...**RW Brock Boeser** is 3-8=11, in 19 games) and **Hughes** (1-10=11, in 14 games) have 11 points each...DeBrusk has 10 points (7-3=10) in 13 games.

CANUCKS GOALIES: **G Thatcher Demko** is 0-3-2 with a 3.40 GAA and a .900 SV% in five career starts against Minnesota...Lankinen is 1-1-3 with a 2.56 GAA and a .924 SV% in seven career games (five starts).

CONNECTIONS: Minnesota Associate Coach **Jack Capuano** played in three games with Vancouver in 1990-91...Wild Assistant Coach **Jason King** was selected by Vancouver in the seventh round (212th overall) of the 2001 NHL Draft and recorded 23 points (12-11=23) in 55 games in parts of two seasons with the Canucks (2002-04)...King also served as an Assistant Coach for Vancouver for three seasons (2020-23) and five seasons as an Assistant Coach with the Canucks AHL affiliate in Utica (2016-20)...Boeser is from Burnsville...**D Derek Forbort** is from Duluth...Canucks Assistant Coach **Brett McLean** was an Assistant Coach for the Iowa Wild for three seasons (2017-20), spent three seasons as an Assistant Coach with Minnesota (2020-23) and two seasons as the Iowa Wild Head Coach (2023-25).

FAST FACTS: The Wild set single-game franchise records for goals scored (10) and single-period goals scored (seven, third period) vs. Vancouver on 2/19/24...Minnesota is 15-4-1 in its last 20 games vs. Vancouver, 4-0-1 in the last five meetings...The Wild won eight consecutive meetings against Vancouver, out scoring the Canucks 28-16, before a 2-0 loss on 12/7/23...Minnesota is 12-5-0 in the last 17 games played in Vancouver (since 3/18/13)...The Wild is 12-5-1 in the last 18 games played in Saint Paul (since 3/10/13)...Minnesota's 119 points vs. the Canucks are its fourth-most against any franchise.

2025-2026 MATCHUPS

Sat.	11/1	Grand Casino Arena	6 p.m.	Thur.	4/2	Grand Casino Arena	7 p.m.
Sat.	12/6	Rogers Arena	9 p.m.				



VEGAS GOLDEN KNIGHTS

TEAM INFORMATION

Home Ice (Cap., Built)	T-Mobile Arena (17,367, 2016)
Mailing Address	1550 S. Pavilion Center Drive Las Vegas, NV 89135
Telephone	702.692.1600
Website	vegasgoldenknights.com
X	@GoldenKnights
Founded	2017-18
Stanley Cup Titles	2023
Colors	Steel Gray, Black, Gold, Red

DIRECTORY

Chairman, CEO & Governor	Bill Foley
President of Hockey Ops./Alt. Gov.	George McPhee
General Manager	Kelly McCrimmon
Head Coach	Bruce Cassidy
Assistant Coach	John Stevens
Assistant Coach	Dominique Ducharme
Assistant Coach	Joel Ward
Director of Goaltending, NHL Goaltending Coach	Sean Burke

WILD vs. VEGAS GOLDEN KNIGHTS

2024-25 Wild Record: 0-3-0 (0-2-0 at Grand Casino Arena, 0-1-0 at Vegas)

All-Time Wild Record: 13-11-4 (7-4-3 at Grand Casino Arena, 6-7-1 at Vegas)

Date	Opp.	Scoring By Period					Shots By Period				Power Plays	Penalties/ Minutes	Game-Winning Goal	Goaltender (Saves-Shots)	Attn.
		1	2	3	OT	F	1	2	3	OT					
	VGK	1	1	1	—	3	12	6	9	—	27	1-1	2-7	Olofsson (2)	
12/15	MIN	1	1	0	—	2	10	7	5	—	22	0-1	2-7	Wallstedt (24-27)	*18,771
	MIN	1	0	0	—	1	7	6	3	—	16	0-2	6-15	Gustavsson (33-37)	
1/12	VGK	0	1	3	—	4	9	17	11	—	37	2-5	3-9	Kolesar (2)	17,921
	VGK	1	1	3	—	5	11	14	13	—	37	1-1	1-2	Howden (4)	
3/25	MIN	0	0	1	—	1	4	10	10	—	24	0-1	1-2	Fleury (33-37)	17,734
TOTALS		1	2	3	OT	F	1	2	3	OT	T	Power Plays (%)	Penalties/ Minutes	Goaltenders (Record, Saves-Shots)	
	VGK	2	3	7	—	12	32	37	33	—	102	4-7 (57.1)	6-18	Hill (2-0-0, 38-40); Samsonov (1-0-0, 20-22);	
	MIN	2	1	1	—	4	21	23	18	—	62	0-4 (0.0)	9-24	Gustavsson (0-1-0, 33-37); Fleury (0-1-0, 33-37); Wallstedt (0-1-0, 24-27)	

SERIES NOTES

2024-25: Minnesota went 0-3-0...Vegas won the series-opening contest, 3-2, in Saint Paul (12/15) and the second contest, 4-1, at T-Mobile Arena (1/12) and the series finale, 5-1, at Grand Casino Arena (3/25)...RW **Mats Zuccarello** led Minnesota with three points (0-3=3)...LW **Kirill Kaprizov** had two points (2-0=2)...C **Ryan Hartman** and LW **Marcus Johansson** each scored a goal...G **Jesper Wallstedt** saved 24-of-27 shots faced while making his season debut for Minnesota in the first game...G **Filip Gustavsson** started the second contest and stopped 33-of-37 shots faced...G Marc-Andre Fleury stopped 33-of-37 shots faced in the third meeting...C **Jack Eichel** (3-2=5), RW **Mark Stone** (0-5=5) and D **Shea Theodore** (1-4=5) paced Vegas with five points each...G Ilya Samsonov stopped 20-of-22 shots faced to earn the win for Vegas in the first meeting...G **Adin Hill** went 2-0-0 with a 1.00 GAA and a .950 SV% in two starts.

WILD LEADERS: RW **Vladimir Tarasenko** leads Minnesota with 16 points (5-11=16) in 19 career games vs. Vegas...Kaprizov (10-5=15 in 16 games) and C **Joel Eriksson Ek** (7-8=15 in 24 games) both own 15 career points against Vegas...D **Jonas Brodin** (3-10=13 in 25 matches) and Zuccarello (4-9=13 in 24 games) have 13 points each.

WILD GOALIES: Gustavsson is 1-4-1 with a 2.76 GAA and a .911 SV% in seven career games (six starts) vs. Vegas...Wallstedt is 0-1-0 with a 3.12 GAA and a .889 SV% in his lone start.

GOLDEN KNIGHTS LEADERS: LW **Brandon Saad** (14-14=28, in 50 career games) and Stone (5-23=28, in 24 career games) lead Vegas with 28 points...C **Tomas Hertl** owns 25 points (11-14=25) in 32 games...Eichel has 20 points (7-13=20) in 15 games.

GOLDEN KNIGHTS GOALIES: Hill is 3-4-0 with a 2.29 GAA and a .906 SV% in eight career games (six starts) vs. the Wild...G **Akira Schmid** has not faced Minnesota.

CONNECTIONS: Vegas Assistant Coach **Joel Ward** made his NHL debut with Minnesota and appeared in 11 games with the Wild in 2006-07.

FAST FACTS: Minnesota ranks fourth in the NHL in wins (13) and fifth in points (30) all-time against Vegas...Vegas defeated Minnesota in six games in the First Round of the 2025 Stanley Cup Playoffs.

2025-2026 MATCHUPS

Sun.	11/16	Grand Casino Arena	5 p.m.	Fri.	3/6	T-Mobile Arena	9 p.m.
Mon.	12/29	T-Mobile Arena	9 p.m.				



WASHINGTON CAPITALS

TEAM INFORMATION

Home Ice (Cap., Built)	Capital One Arena (18,573, 1997)
Mailing Address	627 N. Glebe Rd, Suite 850 Arlington, VA 22203
Telephone	202.266.2200
Website	washingtoncaps.com
X	@WashCaps
Founded	1974-75
Stanley Cup Titles	2018
Colors	Red, White, Blue

DIRECTORY

Majority Owner & CEO	Ted Leonsis
Chairman	Dick Patrick
President of Hockey Operations	Brian MacLellan
Senior Vice President and General Manager	Chris Patrick
Head Coach	Spencer Carbery
Assistant Coach	Scott Allen
Assistant Coach	Mitch Love
Assistant Coach	Kirk Muller
Assistant Coach	Kenny McCudden
Goaltending Coach	Scott Murray

WILD vs. WASHINGTON CAPITALS

2024-25 Wild Record: 2-0-0 (1-0-0 at Grand Casino Arena, 1-0-0 at Washington)

All-Time Wild Record: 17-13-3 (11-5-1 at Grand Casino Arena, 6-8-2 at Washington)

Date	Opp.	Scoring By Period					Shots By Period				Power Plays	Penalties/ Minutes	Game-Winning Goal	Goaltender (Saves-Shots)	Attn.
		1	2	3	OT	F	1	2	3	OT					
	MIN	2	0	1	0	4	11	7	14	1	33	0-2	3-6	Fleury (28-31)	
1/2	WSH	1	1	1	0	3	13	7	10	1	31	1-3	2-4	Lindgren (30-33)	18,573
	WSH	2	0	0	—	2	8	13	9	—	30	0-2	2-4	Lindgren (17-20)	
3/27	MIN	1	2	1	—	4	8	6	7	—	21	1-2	2-4	Boldy (9)	*19,108
	MIN	1	2	1	—	4	8	6	7	—	21	1-2	2-4	Boldy (9)	
TOTALS		1	2	3	OT	F	1	2	3	OT	T	Power Plays (%)	Penalties/ Minutes	Goaltenders (Record, Saves-Shots)	
	WSH	3	1	1	0	5	21	20	19	1	61	1-5 (20.0)	4-8	Lindgren (0-1-1, 47-53)	
	MIN	3	2	2	0	8	19	13	21	1	54	1-4 (25.00)	5-10	Fleury (1-0-0, 28-31); Gustavsson (1-0-0, 28-30)	

SERIES NOTES

2024-25: Minnesota went 2-0-0 against Washington...The Wild won the series-opening game, 4-3, in a shootout at Capital One Arena (1/2) and completed the season sweep with a 4-2 win in Saint Paul (3/27)...LW **Matt Boldy** (1-1=2), C **Freddy Gaudreau** (2-0=2), C **Ryan Hartman** (1-1=2) and C **Marco Rossi** (1-1=2) all had two points...G Marc-Andre Fleury saved 28-of-31 shots faced to earn the win for the Wild in the first meeting...G **Filip Gustavsson** stopped 28-of-30 shots faced in the second meeting...D **Martin Fehervary** (1-0=1), LW **Alex Ovechkin** (1-0=1), RW **Tom Wilson** (1-0=1), LW **Brandon Duhaime** (1-0=1) and D **Matt Roy** (1-0=1) all scored for the Capitals...G **Charlie Lindgren** went 0-1-1 with a 2.94 GAA and a .887 SV% in two starts.

WILD LEADERS: D **Zach Bogosian** (3-9=12 in 36 games), LW **Marcus Johansson** (3-9=12 in 31 games) own 12 points each against Washington...RW **Mats Zuccarello** (3-9=12 in 31 games) own 12 points each against Washington...LW **Marcus Johansson** has 11 points (4-7=11) in 13 contests.

WILD GOALIES: Gustavsson is 2-1-0 with a 2.98 GAA and a .905 SV% in three career games (two starts) vs. Washington...G **Jesper Wallstedt** has not faced the Capitals.

CAPITALS LEADERS: Ovechkin leads Washington with 38 points (20-18=38) in 24 career games against Minnesota...D **Jakob Chychak** owns 14 points (10-4=14) in 26 games...C **Dylan Strome** has 13 points (4-9=13) in 14 games.

CAPITALS GOALIES: Lindgren is 0-3-1 with a 3.30 GAA and a .898 SV% in four career starts vs. Minnesota...G **Logan Thompson** is 3-1-0 with a 1.57 GAA and a .950 SV% in five games (four starts) vs. the Wild.

CONNECTIONS: Johansson was selected by Washington in the first round (24th overall) in the 2009 NHL Draft and collected 324 points (118-206=324) in 579 games in parts of nine seasons with the Capitals (2010-17, 2021-23)...C **Nic Dowd** played four seasons at St. Cloud State University (2010-14)...Duhaime was selected by Minnesota in the fourth round (106th overall) of the 2016 NHL Draft and recorded 40 points (20-20=40) in 211 games with the Wild (2021-24)...Oshie played high school hockey in Warroad...Lindgren is from Lakeville and played three seasons at St. Cloud State University (2013-16)...D **Declan Chisholm** collected 20 points (5-15=20) in 95 games in two seasons (2023-25) with Minnesota.

FAST FACTS: Minnesota is 6-0-1 in the last seven meetings and 7-1-1 in the last nine meetings...Minnesota's series sweep in 2022-23 marked the third time in franchise history the Wild has won two games against Washington in the same season (2002-03, 2021-22)...Nine of Minnesota's 16 games played at Washington have been decided by one goal (4-3-2)...Ovechkin netted three PPG on March 28, 2017, the most ever by a Wild opponent.

2025-2026 MATCHUPS

Fri.	10/17	Capital One Arena	6 p.m.	Tue.	12/16	Grand Casino Arena	7 p.m.
------	-------	-------------------	--------	------	-------	--------------------	--------



WINNIPEG JETS

NHL CRITICAL DATES



TEAM INFORMATION

Home Ice (Cap., Built).....Canada Life Centre (15,325, 2004)
Mailing Address.....600 - 223 Carlton St.
Winnipeg, Manitoba R3C 0V4
Telephone.....204.987.7825
Website.....winnipegjets.com
X.....@NHLJets
Founded.....1999; Relocated from ATL in 2011
Stanley Cup Titles.....None
Colors.....Navy Blue, Royal Blue, Silver and White

WILD vs. WINNIPEG JETS

2024-25 Wild Record: 0-2-1 (0-1-0 at Grand Casino Arena, 0-1-1 at Winnipeg)

All-Time Wild Record: 29-24-6 (17-10-3 at Grand Casino Arena, 12-14-3 at Winnipeg)

Date	Opp.	Scoring By Period					Shots By Period					Power Plays	Penalties/ Minutes	Game-Winning Goal	Goaltender (Saves-Shots)	Attn.
		1	2	3	OT	F	1	2	3	OT	T					
10/13	MIN	1	0	0	0	1	7	10	9	1	27	0-3	2-4		Gustavsson (33-35)	
	WPG	1	0	0	1	2	9	14	11	1	35	1-2	3-6	Connor (1)	Hellebuyck (26-27)	12,916
11/25	WPG	1	1	2	-	4	7	13	12	-	32	1-3	3-6	Niederreiter (1)	Hellebuyck (43-44)	
	MIN	1	0	0	-	1	22	17	5	-	44	0-2	3-8		Gustavsson (28-31)	17,686
12/21	MIN	0	0	0	-	0	6	6	7	-	19	0-4	6-12		Wallstedt (19-24)	
	WPG	2	1	2	-	5	10	7	7	-	24	2-5	5-10	Ehlers (2)	Hellebuyck (19-19)	15,225
TOTALS		4	2	4	1	11	26	34	30	1	91	4-10 (40.0)	11-22		Hellebuyck (3-0-0, 88-90)	
		WPG	4	2	4	1	26	34	30	1	91	4-10 (40.0)	11-22		Hellebuyck (3-0-0, 88-90)	
		MIN	2	0	0	0	35	33	21	1	90	0-9 (0.0)	11-24	Gustavsson (0-1-1, 61-66); Wallstedt (0-1-0, 19-24)		

SERIES NOTES

2024-25: Minnesota went 0-2-1 vs. Winnipeg...The Jets won the series-opening game, 2-1, in overtime at Canada Life Centre (10/13), the second contest, 4-1, at Grand Casino Arena (11/25) and the series finale, 5-0, vs. Winnipeg (12/21)...**D Jake Middleton** led the Wild with two points (2-0=2)...**D Brock Faber** (0-1=1), **LW Marcus Johansson** (0-1=1) and **C Marco Rossi** (0-1=1) each had an assist...**G Filip Gustavsson** is 0-1-1 with a 2.51 GAA and a .924 SV% in two starts...**G Jesper Wallstedt** stopped 19-of-24 shots faced in the third game...**RW Cole Perfetti** (1-3=4) and **D Neal Pionk** (1-3=4) led Winnipeg with four points...**RW Alex Iafallo** (2-1=3), **LW Kyle Connor** (1-2=3), **C Adam Lowry** (1-2=3) and **C Mark Scheifele** (1-2=3) all had three points...**G Connor Hellebuyck** went 3-0-0 with a 0.66 GAA, a .978 SV% and one shutout in three games for the Jets.

WILD LEADERS: Johansson (5-21=26, in 39 games) and **RW Vladimir Tarasenko** (13-13=26, in 35 games) lead Minnesota with 26 points each vs. Winnipeg...**RW Mats Zuccarello** owns 24 points (11-13=24) in 29 games...**LW Marcus Foligno** has 21 points (11-10=21) in 35 games...**LW Kirill Kaprizov** owns 19 points (6-13=19) in 14 matches...**D Jared Spurgeon** owns 17 points (1-16=17) in 43 games.

WILD GOALIES: Gustavsson is 4-2-1 with a 1.95 GAA and a .937 SV% in seven starts...Wallstedt is 0-1-0 with a 5.02 GAA and a .792 SV% in his lone start.

JETS LEADERS: **C Jonathan Towes** leads Winnipeg with 52 points (18-34=52) in 53 career games vs. Minnesota...Scheifele has 34 points (14-20=34) in 44 games against Minnesota...Connor owns 26 points (10-16=25) in 26 games...**RW Gustav Nyquist** has 21 points (6-15=21) in 26 games...**D Josh Morrissey** owns 17 points (2-15=17) in 30 games...Lowry has 16 points (6-10=16) in 38 games.

JETS GOALIES: Hellebuyck is 15-10-2 with a 2.49 GAA, a .921 SV% and four shutouts in 30 games (29 starts) vs. the Wild...**G Eric Comrie** is 0-1-0 with a 4.95 GAA and a .846 SV% in two games (one start) vs. the Wild.

CONNECTIONS: Wild **D Zach Bogosian** tallied 127 points (40-87=127) in 393 games in parts of seven seasons (2008-15) with the Atlanta Thrashers and Winnipeg Jets...Wild **D Declan Chisholm** was selected by Winnipeg in the fifth round (50th overall) of the 2018 NHL Draft and appeared in four career games for the Jets (2021-24), tallying an assist...**RW Nino Niederreiter** collected 228 points (110-118=228) in 434 games in parts of six seasons with the Wild (2013-19)...**D Dylan Samberg** is from Saginaw and played three seasons at the University of Minnesota Duluth (2017-20)...Pionk was raised in Hermantown and played two seasons (2015-17) at the University of Minnesota Duluth...Nyquist collected 12 points (3-9=12) in 25 games with Minnesota over parts of two seasons (2022-23, 2024-25).

FAST FACTS: The Wild is 10-6-0 in the last 16 contests vs. the Jets at Grand Casino Arena...Minnesota's sweep of the Jets in 2018-19 (5-0-0) marked the third time in franchise history Minnesota swept a season series of more than four games: 5-0-0 vs. Chicago (2015-16) and 6-0-0 vs. Edmonton (2010-11)...The Wild fell, 4-1, in its first-ever postseason meeting against the Jets in the 2018 First Round.

DIRECTORY

Executive Chairman.....Mark Chipman
President and COO.....John Olcott
Executive V.P. and General Manager.....Kevin Cheveldayoff
Head Coach.....Scott Arniel
Assistant Coach.....Marty Johnston
Assistant Coach.....Davis Payne
Assistant Coach.....Dean Chynoweth
Goaltending Coach.....Wade Flaherty

OCTOBER 2025

Oct. 6 Deadline for teams to submit opening-day rosters (5 p.m. ET)
Oct. 7 Opening day of 2025-26 NHL regular season (3 GP):
Oct. 11 All 32 NHL teams in action
Oct. 15 NHL Board of Governors Meeting (New York, N.Y.);
Deadline for IIHF National Associations to submit lists of 42 skaters and five goaltenders for Olympic Winter Games Milano Cortina 2026
Oct. 28 All 32 NHL teams in action

NOVEMBER 2025

NHL Unites Celebrates Hockey Fights Cancer and Indigenous Peoples Heritage
Nov. 9 Hockey Hall of Fame Game (CAR at TOR)
Nov. 10 Hockey Hall of Fame Induction Celebration (Toronto, Ont.):
Nov. 11 NHL General Managers Meeting (Toronto, Ont.)
Nov. 14-16 2025 NHL Global Series presented by Fastenal (2 GP):

DECEMBER 2025

Dec. 1 Signing deadline for Group 2 free agents (5 p.m. ET)
Dec. 8-9 NHL Board of Governors Meeting (Colorado Springs, Colo.)
Dec. 10 U.S. Hockey Hall of Fame Induction (St. Paul, Minn.)
Dec. 20-27 Holiday roster freeze in effect:
Dec. 24-26 Holiday break (no scheduled practices – dressing rooms closed)
Dec. 31 Deadline for IIHF National Associations to submit provisional playing rosters (22 skaters and three goaltenders) for Olympic Winter Games Milano Cortina 2026

JANUARY 2026

Jan. 2 2026 Discover NHL Winter Classic:
New York Rangers at Florida Panthers (loanDepot park, Miami, Fla.)
Jan. 17 Scotiabank Hockey Day in Canada (Host: Moncton, N.B.) – all seven Canadian NHL teams in action

FEBRUARY 2026

NHL Unites Celebrates Black Hockey History
Feb. 1 2026 Navy Federal Credit Union NHL Stadium Series:
Boston Bruins at Tampa Bay Lightning (Raymond James Stadium, Tampa, Fla.)
Feb. 6-24 2025-26 NHL regular season pauses for Olympic Winter Games Milano Cortina 2026
Feb. 11-22 Olympic Winter Games Milano Cortina 2026 (Milano Santagiulia Ice Hockey Arena and Milano Rho Ice Hockey Arena, Milan, Italy)
Feb. 25 2025-26 NHL regular season resumes

MARCH 2026

NHL Unites Celebrates Women's History
March 6 2026 NHL Trade Deadline (3 p.m. ET)
March 16-18 NHL General Managers Meeting (Manalapan, Fla.)

APRIL 2026

NHL Unites Celebrates Green Month
April 16 Last day of 2025-26 NHL regular season (6 GP);
April 18 2026 Stanley Cup Playoffs begin
TBA 2026 NHL Draft Lottery

MAY 2026

NHL Unites Celebrates Asian and Pacific Islander Month
May 15-31 IIHF Men's World Championship (Zurich/Fribourg, Switzerland)
May 31 – 2026 NHL Scouting Combine (LECOM Harborcenter, Buffalo, N.Y.)
June 6 Buffalo, N.Y.)

JUNE 2026

NHL Unites Celebrates Pride Month
June 15* Deadline for first club-elected salary arbitration notification (5 p.m. ET)
(* later of June 15 or 48 hours after the conclusion of the 2026 Stanley Cup Final)
June 21 Last possible day for 2026 Stanley Cup Playoffs
June 26-27 2026 NHL Draft (TBC)

JULY 2026

July 1 Free agency begins (12 p.m. ET)
July 5 Deadline for player-elected salary arbitration notification (5 p.m. ET)
July 6 Deadline for second club-elected salary arbitration notification (5 p.m. ET)
July 20 –
Aug. 1 Salary arbitration hearings held

AUGUST 2026

August 3 Deadline for salary arbitration decisions to be rendered

2025-2026 MATCHUPS

Tue.	10/28	Grand Casino Arena	7 p.m.	Sat.	12/27	Canada Life Centre	6 p.m.
Sun.	11/23	Canada Life Centre	3 p.m.				



2025-26 NHL OFFICIALS

REFEREES

NAME	NUMBER
Beach, Cody	12
Betker, Ben*	42
Blandina, Brandon	39
Brace, Riley*	49
Brenk, Jake	26
Charron, Francis	6
Chmielewski, Tom	18
Dunning, Mitch	20
Dwyer, Gord	19
Furlatt, Eric	27
Halkidis, Beaudry*	48
Hamilton, Graedy*	41
Hanson, Trevor	14
Hebert, Jean	15
Hiff, Stephen*	46
Kea, Justin	36
Kozari, Steve	40
Lambert, Pierre	25
Lee, Chris	28
Lepkowski, Alex*	44
Luxmore, Thomas John	21
Maaskant, Liam*	45
MacDougall, Peter	38
MacPhee, Morgan*	43
Markovic, Michael	31
McCauley, Wes	4
McIsaac, Jon	2
Nicholson, Kendrick	30
O'Rourke, Dan	9
Pochmara, Brian	16
Rank, Garrett	7
Rehman, Kyle	10
Rooney, Chris	5
Samuels-Thomas, Jordan	37
Sandlak, Carter	29
Schlenker, Chris	3
Schrader, Brandon	34
South, Furman	13
St-Laurent, Francois	8
Sullivan, Michael*	47
Sutherland, Kelly	11
Syvret, Corey	23

LINESMEN

NAME	NUMBER
Alphonso, Shandor	52
Apperson, Caleb	77
Baker, Tyson	88
Barton, Steve	59
Berg, Devin	87
Blujus, Dylan*	57
Brisebois, David	96
Cherrey, Scott	50
Cormier, Michel	76
Daisy, Ryan	81
Deschamps, Jonathan	80
Faucher, Jeremy*	97
Flemington, Kyle	55
Fournier, Julien	56
Gawryletz, Brandon	64
Gawryletz, Travis	67
Gibbons, Ryan	58
Grillo, Brandon*	75
Hughes, Tommy	65
Jackson, Ryan	84
Kelly, Dan	98
Knorr, Trent	74
Kovachik, Brad	71
MacPherson, Matt	83
Mahon, Joseph	89
Marquis, Jesse	86
McNamara, Kilian	93
Murchison, Kiel	79
Murray, CJ	68
Murray, Jonny	95
O'Quinn, Ben	91
Oliver, Shawn*	66
Pancich, Bryan	94
Shewchyk, Mark	92
Suchanek, Libor	60
Tobias, James	61
Toomey, Travis	90

*Minor league team member



TEAM MEDIA



MEDIA POLICIES AND PROCEDURES

MEDIA RESOURCES

WILD.COM/PRESSBOX: The Minnesota Wild media website wild.com/pressbox provides access to team press releases, game notes, multi-media and game-day statistics, along with team publications and other media information. Media must use the site to request single-game credentials to Wild home games at Grand Casino Arena.

X: Follow [@minwildpr](https://twitter.com/minwildpr) on X to get the latest news and notes from the team, including practice times, player interviews and other valuable media information from the official Wild Public Relations X account.

MINNESOTA WILD WIRELESS INFORMATION:

Wireless access is available throughout TRIA Rink and Grand Casino Arena by connecting to the **WildMedia network**.

Please enter **WildMedia** for the password when instructed.

ACCESS: The Minnesota Wild organization and Communications department strive to make its players, coaches, management, and other personnel available in a timely and responsible fashion to all accredited members of the media.

SINGLE-GAME CREDENTIALS: Press seating at Wild home games at Grand Casino Arena for the 2025-26 regular season is available to accredited media in the Al Shaver Press Box located on the south side of the Grand Casino Arena's press level. **Single-game credentials must be requested by 2 p.m. the day before a game, and by 12 p.m. on Friday for any weekend game.** Requests should be made by clicking on the "Single Game Credential Requests" link at wild.com/pressbox.

Once approved, single-game credentials may be picked up beginning 2.5 hours before game time at the media entrance located inside Gate 1 of Grand Casino Arena. **Media should take the Skyway hallway elevator on the East side (right) down to level one (RiverCentre Lobby) and enter Grand Casino Arena through the Gate 1 East doors (adjacent to Grand Casino Arena Box Office).** An alternate option is to cross Kellogg Blvd. and enter through the RiverCentre Lobby. Media credentials are not transferable and may be revoked for noncompliance or for violation of the NHL Media Access Policy. The elevator to the press box is located in the southwest corner of Grand Casino Arena near Section 107. Due to limited press box seating, approved credential requests will be seated on an as-available basis. Those persons holding full-season Wild or NHL Team Management credentials **MUST** enter through Gate 1.

DAY-OF-GAME INTERVIEWS: After completion of the morning skate, which typically begins at approximately 10:30 a.m. (for a 7 p.m. start), is the best time to interview players and coaches on a game day. Following practice, the Wild typically makes Head Coach John Hynes available to media first followed by players. Requests to interview a player upon his arrival to Grand Casino Arena for the game will be accommodated upon the player's approval and should be requested at the morning skate. If the team is not practicing, the request should be made to the Wild, or visiting team public relations department, no later than 10 a.m. on the day of game. The Wild Communications department cannot guarantee access to players or coaches if no practice is scheduled. Interviews that need advance preparation or special accommodation by a Wild player or staff member, such as live television and radio interviews should be made by contacting the Wild Communications department no later than 10 a.m. on the day of the game.

LOCKER ROOMS: NHL locker rooms close 90 minutes before game time. Requests for interviews to take place before the locker rooms are closed will be accommodated only upon prior approval by both the player and coach. The rooms will re-open five minutes after the game and remain open for 30 minutes. The officials' locker room is off limits to the media. Should a comment or interpretation from the game's referee or NHL supervisor be needed, contact a member of the Wild Communications department and a pool reporter may be assigned.

LOCKER ROOM GUIDELINES: The NHL prohibits media from using cell phones in locker room areas, including taking calls, photos and other cellular activity including Tweeting. **Cell phones can only be used by media to record audio (not video).**

PHOTOGRAPHERS: Only those photographers on assignment will be allowed access to designated photography locations at rink level and in overhead positions. Grand Casino Arena workspaces are accessible to local dailies and wire service photographers. Two photography positions are reserved for Wild team photographers. Additional photography positions are determined on a first-come, first-served basis; however, in cases of increased photographer attendance, positions will be assigned by team photographer, Bruce Kluckhohn. In all cases, photographers should check in with Bruce Kluckhohn in the pressroom before the start of warm-ups. Because of very limited photography locations, it is not possible to accommodate freelance photographers.

PRESS DINING ROOM: Media possessing a season credential or a single-game credential are invited to have a meal before each game in the press dining room, located on the lower level (Grand Casino Arena's south side). The Minnesota Wild charge media \$15 to eat in the press dining room. The room opens two-and-one-half hours before game time. Dining room usage is limited to those presenting valid Wild credentials or NHL Team Management passes. It is impossible to accommodate family members, friends, guests or others. Any abuse of dining room privileges may cause forfeiture of a media pass. Refreshments are also available in the press box during the game.

TELEVISION COVERAGE: All television stations are prohibited by the National Hockey League from shooting and distributing game footage of any contest that is being broadcast from Grand Casino Arena by the Minnesota Wild, the visiting team or network television. Requests for special features and the like should be directed to the Wild Communications department. Television stations are prohibited from doing live shots with the Grand Casino Arena ice in the background from 30 minutes prior to puck drop until 30 minutes after the completion of a game due to the exclusive rights holder broadcast window.

MEDIA PARKING AT TRIA RINK: Media attending practice at TRIA Rink should enter the parking ramp off of 6th Street (Ramp B) or off Wabasha Street (Ramps C) and drive to level 7 where there is a rink entrance from the parking ramp.

MEDIA PARKING AT GRAND CASINO ARENA: Media that will cover majority of home games during the 2025-26 season will receive a parking pass account from the Wild PR department to use when entering the RiverCentre Parking Ramp for home games. A Wild media credential and/or company issued media identification **WILL NOT** allow you access to the parking ramp for games. Media should enter the RiverCentre Park Ramp through the top entrance on Kellogg Boulevard.

MEDIA RELATIONS TEAM



AARON SICKMAN DIRECTOR OF MEDIA RELATIONS

Aaron Sickman is in his 27th year with the Minnesota Wild. He started as an intern with the organization in June of 1998 and has held several positions in the club's communications and broadcasting department including, Manager of Corporate Communications and Internet Services, Communications Manager, Manager of Media Relations and Team Services and Director of Media Relations.

His responsibilities include facilitating interview requests for players and hockey operations personnel, overseeing the distribution of all team information and working closely with the organization's digital content department and rights holders FanDuel Sports North and KFAN FM 100.3. Sickman also oversees internal player relations for the organization. During his tenure with the Wild, the team has been named the recipient of the Dick Dillman Award, given to the NHL's top Public Relations staff in each conference by the Professional Hockey Writers Association, in 2005-06, 2016-17, 2019-20, 2020-21 and 2021-22.

Born in the Twin Cities, he attended John Marshall High School in Rochester, Minn., and graduated from Gustavus Adolphus College with a double major in Organizational Management and Geography. Sickman also holds a Master of Science in Sport Management from the University of Massachusetts Amherst and served as the media relations intern for the NFL's Miami Dolphins in 1997.

He and his wife, Kari, have two sons, Evan and Tate. The family resides in Rosemount.



asickman@wild.com

JACKSON RIEBEL MEDIA RELATIONS MANAGER

Jackson Riebel is in his first season as Media Relations Manager and fourth season in the Minnesota Wild organization, having previously served as Media Relations Senior Coordinator for three seasons (2022-25). His responsibilities include creating and distributing press releases, maintaining statistical resources, facilitating interview requests and producing game notes. He also works closely with the organization's creative services department to create, write and update team publications.

Prior to joining the Wild, Riebel served as the Communications Coordinator for the Houston Texans from 2021-22. He served as a Communications Intern with the Green Bay Packers for one season (2020-21) and with the Minnesota Vikings for two seasons (2018-20). Riebel was also a member of the NFL's Public Relations Staff for Super Bowl LIII in Atlanta in 2019. He graduated from the University of Minnesota with a bachelor's degree in Marketing and a minor in Mass Communication and worked in the Gopher Athletic Communications and Sports Marketing departments.

A native of Lewiston, Minn., Riebel and his wife, Haley, have two daughters, Lila and Joy. The family resides in White Bear Lake.



jackson.riebel@wild.com

DYLAN DANIEL MEDIA RELATIONS SENIOR COORDINATOR

Dylan Daniel is in his first season as Media Relations Senior Coordinator and fourth season in the Minnesota Wild organization, having previously served as Media Relations Coordinator for three seasons (2022-25). His responsibilities include fulfilling interview and credential requests, producing game notes and press releases and pressbox setup.

Daniel served as the Public Relations Coordinator for the Motor City Cruise, the NBA G League affiliate of the Detroit Pistons, prior to joining the Wild. He served as a Communications Assistant with the Minnesota Timberwolves and Lynx during the 2019-20 season. Daniel graduated from the University of Minnesota with a bachelor's degree in Communications Studies and worked in the Gopher Athletic Communications department.

He is a native of Branson, Missouri.



dylan.daniel@wild.com



FanDuel Sports and the Minnesota Wild's exclusive television partner since its inaugural season enters its 26th consecutive year as the team's local television home and will telecast 67 regular season Wild games during the 2025-26 campaign. **Anthony LaPanta** returns as the play-by-play announcer for the Wild on FanDuel Sports Network. **Ryan Carter** is back as lead analyst with **Alex Stalock** and **Lou Nanne** contributing as analyst for select games. **Kevin Gorg** will report rink-side. **Katie Storm** will serve as primary host of Wild Live with **Audra Martin** also contributing hosting duties alongside pre- and postgame analysts **Wes Walz** and **Ben Clymer**. As a new contributor to FanDuel Sports Network this season, **Mike Kelly**, the director of analytics and insights for Sportlogiq, will give fans an even deeper understanding of what's happening on the ice.

Local fans can purchase a streaming subscription via the FanDuel Sports Network app or by visiting [FanDuelSportsNetwork.com](https://www.fanduelsportsnetwork.com). Fans can purchase a season pass, monthly, or annual streaming package. Individual games are also available for purchase once live coverage begins. The FanDuel Sports Network app is available for download on many devices and on several living-room/connected-device platforms.

Local Prime Video customers can sign up to stream FanDuel Sports Network as an add-on subscription. Visit [Amazon.com](https://www.amazon.com)/channels and search for FanDuel Sports Network to subscribe.

FanDuel Sports Network is widely available on cable, satellite, and streaming providers, including DIRECTV, fubo, Mediacom, MidCo, Spectrum, Xfinity, etc. Visit [GetMyHomeTeams.com](https://www.getmyhometeams.com) for options in your zip code. If you receive FanDuel Sports Network through your provider, you can stream games on the FanDuel Sports Network app or at [FanDuelSportsNetwork.com](https://www.fanduelsportsnetwork.com) at no extra cost by signing in with your provider credentials.



KEVIN GORG ANALYST/SIDELINE REPORTER

Kevin Gorg is an analyst and sideline reporter for FanDuel Sports Network.

Gorg attended the University of St. Thomas where he studied teaching/coaching and minored in sports broadcasting. He served as the head hockey coach at Burnsville High School from 1993-95, head coach for Mounds View High School from 1995-98 and was the head coach for the University of St. Thomas Women's hockey team from 1998-2007 before he started reporting for FOX Sports North in 2006.

Gorg is a Burnsville, Minn., native and played goalie for 1985 State Champion Burnsville High School hockey team. He went on to play collegiately at the University of St. Thomas and for a USHL team in Des Moines, Iowa. He is the father of three girls, Katarina, Madelynn and Annika, and in his spare time he loves to go to the movies, listen to Journey and follow horse racing.



ANTHONY LAPANTA TELEVISION PLAY-BY-PLAY ANNOUNCER

Anthony LaPanta is in his 14th season as play-by-play announcer for the Wild on the club's exclusive broadcast partner FanDuel Sports Network.

A graduate of Totino-Grace High School and St. John's University (Collegeville, Minn.), LaPanta has covered the Twin Cities sports scene since 1991. The native of New Brighton, Minn., has hosted the pregame and postgame shows on FanDuel Sports Network for the Twins, Wild and Timberwolves nightly since 2004 and called the television play-by-play for the University of Minnesota men's hockey team for two seasons before joining the Wild's broadcast team. He has also filled in as the play-by-play announcer for the Minnesota Twins and Minnesota Timberwolves and handled the play-by-play duties for High School Hockey Night on FanDuel Sports Network.

Before joining FanDuel Sports Network, he was the television voice of the St. Paul Saints for 10 seasons and was the radio play-by-play announcer for the Twins in 1999.

LaPanta has won five regional Emmy Awards (three for play-by-play and two for sports anchor/host) and was involved in the development of the Hockey Day Minnesota concept.

LaPanta and his wife, Margo, have four children. They reside in Shoreview, Minn., where he has been very active in the hockey community. He spent many years coaching youth athletics in the Mounds View program and is in his 16th season as an assistant high school football coach at Totino-Grace.



RYAN CARTER TELEVISION & STUDIO ANALYST

Ryan Carter re-joined the Wild organization in September of 2018, and serves as a color analyst and studio analyst for Wild games on FanDuel Sports Network. He also works closely with the team's web and digital content, community relations and marketing departments as a media and content advisor to help provide unique and creative content.

Carter also hosts the "Wild on 7th" podcast alongside co-host John King, producer Matt Hussey and videographer/editor Nick Gilman. The show offers fans weekly episodes throughout each season that cover both the Wild and greater Minnesota sports fandom alike.

The White Bear Lake, Minn., native totaled 93 points (41-52=93), 444 PIM and 691 hits in 473 career NHL games during nine seasons with Anaheim, Carolina, Florida, New Jersey and Minnesota (2007-16). He recorded 25 points (10-15=25) and 103 PIM in 113 contests during two seasons with the Wild (2014-16). The left-shot winger appeared in 46 career Stanley Cup Playoff matches and won a Stanley Cup with the Anaheim Ducks in 2007. Carter played in 18 games with the Iowa Wild in 2016-17 after undergoing surgery to repair a torn labrum in his right shoulder. He announced his retirement as a player in September of 2017.

The former forward played two seasons at Minnesota State University Mankato (2004-06) and helped White Bear Lake High School reach the 2001 state high school hockey tournament. He graduated from Minnesota State University Mankato in May of 2018 with a bachelor's degree in interdisciplinary studies.

He and his wife, Erin, have three daughters, Maggie, Natalie and Lily.





RADIO INFORMATION



KFAN FM 100.3 is the official flagship home of the Minnesota Wild. Since the 2011-12 NHL season, KFAN has broadcast all Wild preseason, regular season and Stanley Cup Playoff games on the State of Hockey's top-rated sports talk station. **Joe O'Donnell** (play-by-play), **Tom Reid** (analyst) and **Kevin Falness** (producer/studio host) capture all of the action and suspense. Coverage begins with a 15-minute pre-game show and concluding with a 30-minute postgame show. Conflicting games are moved to KOOL 108 FM. Additional Wild-related programming on KFAN features the "Wild Weekly" show and "Wild Fanline," which airs after select Wild games.

iHeart Radio reaches more than 2.5 million listeners every week over the air, via the Internet and through iheartradio.com.



The Minnesota Wild is committed to growing the sport of hockey throughout the state of Minnesota and upper Midwest as part of the Minnesota Wild Radio Network. Through a partnership with Skyview Networks, more than 50 radio affiliates – the largest in the NHL – will broadcast Wild hockey games to thousands of Minnesota fans.

Skyview Networks is an audio technology, syndication and network audio sales solutions company based in Scottsdale, Arizona. Founded in 1996, its industry-leading services are utilized by professional and collegiate sports organizations, major media companies and publishers, leading consumer brands, world-class entertainers, and state news networks. For more information, visit skyviewnetworks.com.

RADIO INFORMATION



Presented by



RADIO AFFILIATES (AS OF OCT. 8, 2025)

MINNESOTA

AITKIN.....	KKIN.....	103.1 FM/930 AM
ALBERT LEA.....	KATE.....	1450 AM
AUSTIN.....	KAUS.....	1480 AM
BEMIDJI.....	KBUN.....	104.5 FM/1450 AM
BRAINERD.....	KVBR.....	95.1 FM/1340 AM
CROOKSTON.....	KROX.....	92.1 FM/105.7 FM/1260 AM
DETROIT LAKES.....	KDLM.....	93.1 FM/96.9 FM/1340 AM
DULUTH.....	WDSP.....	710 AM
DULUTH.....	KDAL.....	610 AM
EVELETH.....	KRBT.....	1340 AM
FAIRMONT.....	KSUM.....	97.1 FM/1370 AM
FOSSTON.....	KKCQ.....	1480 AM
GLENWOOD.....	KMGK.....	107.1 FM
GRAND RAPIDS.....	KOZY.....	93.1 FM/1320 AM
HIBBING.....	WNMT.....	650 AM
INTERNATIONAL FALLS.....	KGHS.....	1230 AM
LITTLE FALLS.....	WYRQ.....	92.1 FM
LUVERNE.....	KQAD.....	800 AM
MANKATO.....	KMKO.....	95.7 FM
MARSHALL.....	KNSG.....	107.5 FM
MPLS./ST. PAUL.....	KFAN.....	100.3 FM
NEW ULM.....	KNUJ.....	97.3 FM/860 AM
OWATONNA.....	KFOW.....	106.3 FM
PARK RAPIDS.....	KPRM.....	100.5 FM/870 AM

RED WING.....	KCUE.....	1250 AM
ROCHESTER.....	KRCH.....	101.7 FM
ROSEAU.....	KRWB.....	1410 AM
ST. CLOUD.....	KXSS.....	1390 AM
THIEF RIVER FALLS.....	KKAQ.....	1460 AM
VERDALE.....	KPRM.....	94.7 FM
WABASHA.....	WPVW.....	99.7 FM/1190 AM
WALKER.....	KPRM.....	96.3 FM
WARROAD.....	KRWB.....	102.9 FM
WASECA.....	KFOW.....	1170 AM
WINONA.....	KWMN.....	99.3 FM
WORTHINGTON.....	KWOA.....	730 AM

WISCONSIN

EAU CLAIRE.....	WBIZ.....	1400 AM
-----------------	-----------	---------

NORTH DAKOTA

BISMARCK.....	KLXX.....	1270 AM
FARGO.....	KNFL.....	740 AM
FARGO.....	KFGO.....	790 AM
GRAND FORKS.....	KKXL.....	1440 AM

SOUTH DAKOTA

SIoux FALLS.....	KWSN.....	98.1 FM/1230 AM
VERMILLION.....	KVTK.....	1570 AM
YANKTON.....	KVTK.....	101.5 FM



KEVIN FALNESS EXECUTIVE PRODUCER/STUDIO HOST

Kevin Falness is in his 26th year as the Executive Producer and Studio Host of Minnesota Wild radio broadcasts on KFAN, the club's flagship station, and across the Minnesota Wild Radio Network. He hosts the Wild radio broadcasts from the Bob Kurtz Radio Center deep inside Grand Casino Arena. It serves as the starting point for every radio broadcast for the Minnesota Wild Radio Network.

Falness, a graduate of St. Louis Park High School and Brown Institute, has been involved in radio for more than 30 years, including stints in Denver at KKFN and in Seattle with the NFL's Seahawks.

Besides hearing him on the radio broadcasts, you can also catch Falness co-hosting "Beyond the Pond" with former Gopher Pat Micheletti each Saturday morning from 10-noon starting in January. Also, he and Brandon Mileski combine to bring "Wild Weekly" each Wednesday at 7 p.m. Both shows are heard exclusively on KFAN. He also devotes much time to Wild radio affiliates across the State of Hockey, building the largest radio network in the NHL.

He and his wife, Melissa, have three sons, Brayden, Bennett and Beckett. The family lives in St. Louis Park.



JOE O'DONNELL RADIO PLAY-BY-PLAY ANNOUNCER

Joe O'Donnell is in his fifth season as the Minnesota Wild's radio play-by-play announcer, having assumed the role during the 2021-22 season. O'Donnell originally joined the Wild organization in 2008, serving as the play-by-play announcer for the Houston Aeros of the American Hockey League (AHL) for five seasons (2008-13) and the Iowa Wild for eight seasons (2013-21). He also served as Director of Broadcasting and Team Services with Iowa.

Prior to joining the Wild organization, O'Donnell spent three seasons with the Idaho Steelheads in the ECHL as a broadcaster (2005-08) and served as an intern with ECHL's Reading Royals for two seasons (2003-05). He called the 2011 AHL Calder Cup Finals, served as the announcer for the 2007 ECHL All-Star Game and the 2007 Kelly Cup Finals, and was named the ECHL's National Conference Broadcaster of the Year in 2007.

The Havertown, Pa., native graduated from the University of Delaware with a degree in communications. He and his wife, Cara, have three sons: Jake, James and Christopher.



TOM REID RADIO ANALYST



Tom Reid is in his 26th year with the Minnesota Wild and his 24th season as the club's radio analyst, after serving as television analyst for the club's first two seasons. Reid and Joe O'Donnell work together as the voices of Wild hockey on the club's official flagship station KFAN radio (100.3 FM), and the extensive radio network which blankets the State of Hockey. In addition to his work with the Wild, Reid served as a television broadcaster with the North Stars beginning in 1980.

The former NHL defenseman joined the organization on Aug. 10, 2000, and spent his first two years as television analyst sharing his hockey knowledge with millions of hockey fans across Minnesota.

Reid spent 11 years playing in the NHL with the Chicago Blackhawks (1967-69) and the Minnesota North Stars (1969-78). In 701 games, the defenseman tallied 130 points (17-113=130) and 654 penalty minutes (PIM). He added 14 points (1-13=14) and 49 PIM in 43 career Stanley Cup Playoff games. Reid is the only NHL player to score a penalty shot on Hall of Fame goaltender Ken Dryden of the Montreal Canadiens.

Following his playing career, Reid spent the next 12 years as a television/radio analyst for the North Stars. Prior to his coming on board with the Wild, he served as the television analyst for University of Minnesota Golden Gopher hockey telecasts and was a television analyst for the Minnesota State High School Hockey Tournament.

The Fort Erie, Ont., native has been very active in community service projects since moving to Minnesota more than 30 years ago. Reid is presently involved with Minnesota's children's wish granting organization "Wishes & More". He was a co-founder of the Minnesota chapter of the Make-A-Wish foundation in 1982, and served as the organization's volunteer Vice President for 16 years.

Reid was on the initial board of directors for the NHL Alumni Association and served as the president of the Minnesota NHL Alumni chapter from 1998 to 2010. Reid is also the owner of Tom Reid's Hockey City Pub in downtown Saint Paul.

He and his wife, Patty, reside in Inver Grove Heights. They have a daughter, Rebecca, who resides in the Twin Cities.

WES WALZ RADIO ANALYST & STUDIO ANALYST



Wes Walz re-joined the Minnesota Wild organization in October of 2011, and serves as a color analyst for the Wild radio broadcast and studio analyst for Wild games on FanDuel Sports Network. He also serves as the Director of the Wes Walz Minnesota Wild Hockey School.

Following his retirement as a player, Walz served as an assistant coach with the Tampa Bay Lightning for two seasons (2008-10), head coach of the East Ridge High School girls' hockey team for two seasons (2012-14) and head coach of the East Ridge High School boys' team for three seasons (2014-17).

He skated in 607 career NHL games in parts of 13 seasons with Boston, Philadelphia, Calgary, Detroit and Minnesota (1989-07) collecting 260 points (109-151=260) and 343 penalty minutes (PIM). Walz was selected by Boston in the third round of the 1989 NHL Entry Draft (57th overall) and made his NHL debut on Feb. 18, 1990 with the Bruins. He recorded his first NHL goal and assist in his second career contest on Feb. 20, 1990 against the Flames in his hometown of Calgary. Walz split time between the AHL and NHL for the next six seasons before playing in Switzerland for four seasons (1996-00).

He was an inaugural member of the Minnesota Wild signing with the team as a free agent on June 28, 2000. Walz recorded 182 points (82-100=182) and 272 PIM in 438 games with the Wild before retiring on Dec. 1, 2007. He still owns the franchise record for most shorthanded goals in a career with 14. Walz set NHL expansion team records with seven shorthanded goals and nine shorthanded points during the 2000-01 season and was a key contributor on the team that advanced to the 2003 Western Conference Finals ranking tied for second in playoff goals (seven) and scoring (13). He was a finalist for the Frank J. Selke Trophy as the NHL's best defensive forward in 2002-03. Walz served as team captain in December 2000 and March/April 2006, and was a permanent alternate captain in each of his last two seasons with the team.

He and his wife, Kerry-Anne, have five children, Kelvin, Jaedyn, Brehna, Cheyne and Wrexyn.



2025-2026 SCHEDULE

► OCTOBER 2025

SUN	MON	TUE	WED	THU	FRI	SAT
			1	2	3	4
5	6	7	8	9 @STL 7:00	10	11 @CBJ 7:00
12	13 @LAK 7:00	14 @DAL 8:30	15	16	17 @WSH 6:00	18 @PHI 6:00
19	20 @NYR 6:00	21	22 @NJD 6:00	23	24	25 UTA 5:00
26 @SJS 5:00	27	28 @WPG 7:00	29	30 @PIT 7:00	31	

► NOVEMBER 2025

SUN	MON	TUE	WED	THU	FRI	SAT
						1 VAN 6:00
2	3	4 @NSH 7:00	5	6 @CAR 6:00	7 @NYI 6:00	8
9 @CGY 7:00	10	11 @SJS 7:00	12	13	14	15 ANA 5:00
16 @VGK 5:00	17	18	19 @CAR 8:30	20	21 @PIT 6:00	22
23 @WPG 3:00	24	25	26 @CHI 7:30	27	28 @COL 2:30	29 @BUF 7:00
30						

► DECEMBER 2025

SUN	MON	TUE	WED	THU	FRI	SAT
	1	2 @EDM 8:00	3	4 @CGY 8:00	5	6 @VAN 9:00
7	8 @SEA 9:00	9	10	11 @DAL 7:00	12	13 @OTT 1:00
14 @BOS 5:00	15	16 @WSH 7:00	17	18 @CBJ 6:00	19	20 @EDM 2:00
21 @COL 5:00	22	23 @NSH 7:00	24	25	26	27 @WPG 6:00
28	29 @VGK 9:00	30	31 @SJS 3:00			

► JANUARY 2026

SUN	MON	TUE	WED	THU	FRI	SAT
				1	2 @ANA 9:30	3 @LAK 8:00
4	5 @LAK 9:30	6	7	8 @SEA 9:00	9	10 @NYI 7:00
11	12 @NJD 7:00	13	14	15 @WPG 7:00	16	17 @BUF 11:30
18	19 @TOR 6:30	20 @MTL 6:00	21	22 @DET 8:30	23	24 @FLA 8:00
25	26	27 @CHI 7:00	28	29 @CGY 7:00	30	31 @EDM 9:00

► FEBRUARY 2026

SUN	MON	TUE	WED	THU	FRI	SAT
1	2 @MTL 6:30	3	4 @NSH 7:00	5	6	7
8	9	10	11	12	13	14
15	16	17	18	19	20	21
22	23	24	25	26 @COL 8:00	27 @UTA 8:00	28



All times central. Game dates and times subject to change.



Watch the Wild all season on the FanDuel Sports Network.
Stream games live with the FanDuel Sports Network app.



All Wild games are available on KFAN 100.3 FM.
Any preempted contests will be heard on KOOL 108 FM.

► MARCH 2026

SUN	MON	TUE	WED	THU	FRI	SAT
1 @STL 4:00	2	3 @TBL 8:30	4	5	6 @VGK 9:00	7
8 @COL 1:00	9	10 @UTA 7:00	11	12 @PHI 7:00	13	14 @NYR 5:00
15 @TOR 6:30	16	17 @CHI 6:30	18	19 @CHI 6:30	20	21 @DAL 3:00
22	23	24 @TBL 6:30	25	26 @FLA 6:00	27	28 @BOS 4:00
29	30	31				

► APRIL 2026

SUN	MON	TUE	WED	THU	FRI	SAT
			1	2 @VAN 7:00	3	4 @OTT 12:00
5 @DET 12:00	6	7 @SEA 7:00	8	9 @DAL 8:00	10	11 @NSH 4:00
12	13 @STL 7:00	14 @ANA 7:00	15	16	17	18