



PEPSI, PEPSI-COLA, THE JOY OF PEPSI and the Pepsi Globe design are registered trademarks of PepsiCo, Inc.




05  
MEDIAGUIDE  
06

**BUFFALO SABRES**

# Wendt's

## DAIRY



### TABLE OF CONTENTS

#### SABRES PERSONNEL

2005 NHL Entry Draft Selections	80
2005-06 Training Camp Roster	81
Arniel, Scott	14
Benning, Jim	10
Corsi, Jim	14
DiPofi, Daniel	7
Golisano, B. Thomas	4
Hockey Department	17
Holbrook, Jeff	15
Luce, Don	11
Martin, Terry	11
McCutcheon, Brian	14
McKenney, Doug	15
Patrick, James	15
Player Profiles	21-79
Public Relations Department	20
Quinn, Lawrence	6
Regier, Darcy	8
Ruff, Lindy	12
Sabres' Directory	2
Sabres' Staff	18
Scouting Department	17

#### 2003-04 SEASON

Game Highs/Lows	96
Individual Game-by-Game Statistics	90
Individual Scoring Breakdown	89
Individual Statistics	95
NHL Leaders & Awards	85-88
NHL Standings	84
Regular Season Scores	101
Sabres Vs.	103
Scoring by Halves of Season	96
The Last Time	100
Transactions	98

#### THE RECORD BOOK

0-0 Games	173
All-time Records Vs.	157
Career/Single-Season Leaders	178
Empty Net Goals	174
Game Records	181
Goaltending Statistics, All-Time	193
Hat Tricks	166
Home/Away Records, All-Time	156
Individual Records	183
Individual Scoring, All-Time	186
Last 10 Games Vs.	159
Opponent Records	182

#### BUFFALO SABRES 2005-06 MEDIA GUIDE

Executive Editor:	Michael Gilbert
Editor:	Kevin Snow
Contributing Editors:	Chris Bandura, Leif Skodnick
Photo Credits:	Bill Wippert
Publication Design:	Boncraft Printing Group
Special Thanks:	Vicki Sitek, Elias Sports Bureau

Printed by Boncraft Printing Group, Orchard Park, N.Y.

Penalty Shots	174
Power Play/Penalty Information	194
Record by Day/Month	161
Regular-Season Overtime Goals	164
Sabres' Streaks	162
Sabres' Year-by-Year Records	163
Season Openers	162
Shutouts	170
Yearly Goaltender Won-Loss Records	177
Yearly Leaders	176
Year-by-Year Results & Statistics	133-155

#### PLAYOFFS

Career Leaders	207
Hat Tricks	206
Individual Scoring	196
Individual Goaltending	198
Opponent Playoff Leaders	211
Overtime Games	205
Results	199-204
Sabres Individual Records	208
Shutouts	206
Team Records	210

#### SABRES HISTORY

Attendance	235
Awards & Honors	214
Draft Selections, All-Time	219-225
Major Transactions, All-Time	229
Retired Numbers	231
Sabres Captains, All-Time	217
Sabres Coaches, All-Time	217
Sabres Firsts	218
Uniform Numbers, All-Time	233

#### ROCHESTER AMERICANS

	236-244
--	---------

#### MISCELLANEOUS INFORMATION

2005-06 Buffalo Sabres Schedule	257
Historic Look	250
How to Figure	249
HSBC Arena	254
Key Dates for 2005-06	255
Media Information	247
New NHL Rules	248
Radio/TV Information	246
Ticket Information	256



# SABRES CLUB DIRECTORY

## BUFFALO SABRES 2005-06 MEDIA GUIDE

### CONTACT INFORMATION:

HSBC Arena  
One Seymour H. Knox III Plaza  
Buffalo, New York 14203

Executive Offices (716) 855-4100  
Tickets (888) GO-SABRES  
Merchandise (716) 855-4140

### ONLINE

www.sabres.com



### EXECUTIVE

Owner ..... B. Thomas Golisano  
Managing Partner ..... Lawrence Quinn  
Chief Operating Officer ..... Daniel DiPofi

### HOCKEY DEPARTMENT

General Manager ..... Darcy Regier  
Director of Pro Scouting ..... Terry Martin  
Director of Amateur Scouting ..... Jim Benning  
Director of Player Development ..... Don Luce  
Professional Scout ..... Jon Christiano  
Amateur Scouts ..... Bo Berglund, Kevin Devine, Iouri Khmylev,  
Paul Merritt, Darryl Plandowski

Scouting Coordinator ..... Scott Schranz  
Hockey Department Analyst ..... Mark Jakubowski  
Hockey Video Analyst ..... Corey Smith  
Coordinator of Hockey Operations ..... Michael Bermingham

### COACHING

Head Coach ..... Lindy Ruff  
Assistant Coaches ..... Scott Arniel, Brian McCutcheon  
Strength & Conditioning Coach ..... Doug McKenzie  
Goaltender Coach ..... Jim Corsi  
Administrative Assistant Coach ..... Jeff Holbrook  
Athletic Trainer ..... Tim Macre  
Head Equipment Manager ..... Rip Simonick  
Assistant Equipment Manager ..... George Babcock

### MEDICAL

Team Doctor ..... Les Bisson, M.D.  
Doctors ..... Nicholas Aquino, M.D., William Hartrich, M.D.  
Oral Surgeon ..... Steven Jensen, DDS  
Team Dentist ..... Daniel Yustin, DDS, M.S.  
Team Doctor Emeritus ..... John L. Butsch, M.D.

### LEGAL

Director of Legal Affairs/Human Resources ..... Richard Mugal

### FINANCE & ADMINISTRATION

Director of Finance & Administration ..... Chuck LaMattina  
Accounting Manager ..... Christine Ivansitz  
Payroll & Human Resource Manager ..... Birgid Haensel  
Accounts Payable Clerk ..... Kim Binkley  
Manager of IT Services ..... Jon Lamont  
IT Services Associate ..... Aaron Beauregard  
Executive Assistant ..... Eleanore MacKenzie  
Receptionist ..... Olive Anticola

### BROADCAST PRODUCTION

Staff Producer ..... Joe Pinter  
Manager of Production Services ..... Chrisanne Bellas  
Staff Director ..... Eric Grossman  
Feature Producer/Editor ..... Jeff Hill  
Assistant Producer ..... Greg Bauch  
Broadcast Team ..... Rick Jeanneret (Play-by-Play), Jim Lorentz (Commentator)

### MERCHANDISE

Director of Merchandise ..... Mike Kaminska  
Merchandise Manager - Inventory Control ..... Glenn Barker  
Merchandise Manager - Event Sales ..... Jeff Smith

### MARKETING

Director of Marketing ..... Rob Kopacz  
Director of Game Presentation ..... Rich Wall  
Database Marketing Manager ..... Tom Matheny  
Promotions Coordinators ..... Rich Jureller, Jacqueline Tollar  
Web Content Coordinator ..... Brian Wheeler  
Web Programming Coordinator ..... Eugene Leung  
Game Presentation & Special Events Coordinator ..... Jenifer Dunford  
Director of Creative Services ..... Frank Cravotta  
Graphic Artist ..... Vicki Sitek

### PUBLIC & COMMUNITY RELATIONS

Director of Public Relations ..... Michael Gilbert  
Manager of Publications & Hockey Information ..... Kevin Snow  
Youth Hockey Manager ..... Patrick Fisher  
Manager of Community Development ..... Jennifer Neuhard  
Coordinator of Media Relations ..... Chris Bandura  
Mascot Coordinator ..... Ed Grudzinski  
Graduate Assistant ..... Leif Skodnick  
Team Photographer ..... Bill Wippert  
Director of Alumni Relations ..... Larry Playfair  
Corporate & Community Relations Liaison ..... Gilbert Perreault

### SALES

VP Sales & Business Development ..... John Livsey  
Corporate Fulfillment Coordinator ..... Joe Shaw  
Senior Account Managers ..... Joe Foy, Amy Fuchs  
Zone Sales Managers ..... Teresa Belbas, Dan Keem  
Zone Sales Manager-Canada ..... Mary Pellegrino  
Youth Hockey Sales Coordinator ..... Scott Loffler  
Director of Sales/Marketing-Rochester ..... Gary Muxworthy  
Ticket Fulfillment Coordinator ..... Sarah Kretz

### TICKET SALES & OPERATIONS

Director of Ticket Operations & Services ..... John Sinclair  
Account Services Representatives ..... Roxanne Anderson,  
Gretchen Huzinec, Andrea Keane, Patricia Jones

Account Services Manager ..... Michael Tout  
Box Office Manager ..... Christopher Makowski  
Assistant Box Office Manager ..... Marty Maloney  
Box Office Coordinator ..... Ryan Handley  
Special Consultant ..... Joe Crozier  
Coordinator of Suite Services ..... Michelle Mitchell

### HSBC ARENA

Director of Arena Operations ..... Stan Makowski, Jr.  
Director of Event Booking ..... Jennifer Van Rysdam  
Arena Marketing Manager ..... Christine Adamczyk  
Director of Amateur Athletics ..... Kevin Sylvester  
Event Managers ..... Matt Rabinowitz, Beth Guillian Gatto  
Communications Technician ..... Mike Queeno  
Chief Engineer ..... Barry Becker  
Assistant Chief Engineer ..... Brian Drabek  
Maintenance Crew ..... Richard Arcangel III,  
Michael Destino, James Walker

Building Services Manager ..... Dennis Hooper  
Utility Crew ..... Rodney Bailey, Pete Cicero,  
Charles Mims, Jason Sattleberg, Ron Hudson  
Security Manager ..... Marc Brenner  
Security Officers ..... James McDuffie,  
Dennis Muskopf, Marie Szulist, James Bumpers

### GENERAL INFORMATION

Telephone/Executive Offices ..... (716) 855-4100  
Ticket Orders ..... U.S. (888) GO-SABRES  
Canada (888) 669-GOAL  
Merchandise ..... (716) 855-4140  
Home Ice ..... HSBC Arena  
Capacity ..... 18,690  
Dimensions of Rink ..... 200 feet x 85 feet





**B. THOMAS GOLISANO — OWNER**



On March 14, 2003, Tom Golisano again demonstrated his commitment to Western New York and the region's economic climate with his purchase of the Buffalo Sabres. When Golisano became owner of the National Hockey League team, he said it was important to keep the team in Buffalo because it is an economic and community asset.

Golisano is the founder, chairman, president and chief executive officer of Paychex, Inc., headquartered in Rochester, N.Y. Paychex is a leading national provider of payroll, human resource and benefits solutions for small- and medium-sized businesses. The Sabres have made much progress during his brief time as owner and have more plans for the future.

Golisano started Paychex in 1971 at the age of 30, with the intention of primarily serving small businesses. At that time, payroll processors targeted larger employers, those with over 100 employees. Companies with 1 to 200 employees account for approximately 98 percent of all U.S. businesses. What started as a single operation expanded through franchise agreements and joint ventures until Paychex consolidated into one private company in 1979. By 1983, when Paychex became a public company, the potential of the small-business market had been proven, and Paychex was named to the INC. magazine list of "The Fastest Growing, Privately Held Companies in the U.S." Since then, Paychex has regularly enjoyed double-digit growth. In fiscal 2003, Paychex generated nearly \$1.1 billion in service revenues. The company has over 8,500 employees serving more than 490,000 clients.

Paychex and Golisano have consistently been recognized by the business, financial and national media. In January 2004, Paychex was named one of the 26 best managed companies in America by Forbes magazine. The company was number one in the business services industry. In February, Fortune again named Paychex one of the most admired companies in America. Paychex began 2004 by being named to Fortune's annual list of "100 Best Companies to work For" in America for the third straight year. Training magazine also ranked Paychex among the Top 100 Training organizations in the nation for a third consecutive year. In May 2004, for the third straight year, Forbes ranked Golisano among the top 10 bosses in the U.S. The annual ranking is based on chief executives who provide the best balance between their compensation and shareholder return. And again in 2003, The Wall Street Journal rated Paychex among the top 25 best performers over a 10-year period based on total shareholder return.

Golisano has often been recognized for his entrepreneurial, civic, and philanthropic achievements and endeavors. He was named Outstanding Philanthropist for 2004 by the Association of Fundraising Professionals. He received the international award in Seattle in March 2004. In June 2002, Golisano was awarded the David T. Kearns Medal of Distinction, which recognizes significant achievements in business, public service, and education, by the University of Rochester's William E. Simon Graduate School of Business Administration. In October 2001, Golisano was selected as a member of the inaugural class for the Rochester Business Hall of Fame. As a major stockholder in eight other national companies, he earned a place on INC. magazine's "Dream Team of the Eighties" list, and was named "Entrepreneur of the Decade" by Rochester Business Magazine. He was recipient of the 1987 Herbert W. VandenBrul Entrepreneurial Award, presented by Rochester Institute of Technology's College of Business. In 1996, he received the "Master Entrepreneur" award in Ernst & Young's Entrepreneur of the Year awards competition for Western New York.

In 2003, Golisano was awarded the first-ever Humanitarian Award by the Italian American Community Center in Rochester. In 2002, he received the Philanthropist of the Year Award from the Association of Fundraising Professionals, Genesee Valley Chapter. Golisano received the 2001 Outstanding Alumni Award from the American Association of Community Colleges. In 1999, Golisano received an honorary Doctor of Laws Degree from St. John Fisher College in Rochester. Five years

earlier, he received an honorary Doctor of Laws Degree from Roberts Wesleyan College, also in Rochester.

Golisano demonstrates ongoing generosity and commitment to the greater Rochester community, home of Paychex corporate headquarters. In January 2004, Golisano contributed \$2 million to WXXI Public Broadcasting in Rochester. The gift will help WXXI meet the federal mandate to begin digital broadcasting. In October 2003, Golisano donated \$5 million to Nazareth College, a private college in Rochester, NY. The gift will be used to create the B. Thomas Golisano Academic Complex. In November 2002, Golisano donated \$5 million to Thompson Health in Canandaigua, NY, which is about 25 miles southeast of Rochester. The gift will be used to create the Golisano Center for Emergency and Diagnostic Medicine. In April 2002, Golisano contributed \$14 million to Strong Children's Hospital in Rochester, NY, enabling the hospital to begin a comprehensive fundraising campaign. In honor of the gift, the hospital, which is part of the University of Rochester Medical Center, is now known as Golisano Children's Hospital. Golisano's gift is the largest ever given to the Children's Hospital or the University of Rochester Medical Center by a living donor.

In October 2001, Golisano made a \$5 million contribution to Roberts Wesleyan College, the largest gift in the history of the small liberal arts college, located in Rochester, N.Y. The college will use the funds to construct the B. Thomas Golisano Library and Information Resource Center.

In February 2001, he made a \$14 million gift to Rochester Institute of Technology, enabling that university to launch development of a new college that incorporates computing and the Internet with information sciences. The B. Thomas Golisano College of Computing and Information Sciences was named for its founding donor, officially opened in May 2003. It offers students opportunities to earn bachelor's and master's degrees. Golisano is also a trustee of RIT.

Golisano is a strong advocate for the reduction of substance abuse and teen pregnancy and serves on the executive committee of Prevention Partners, a Rochester coalition designed to combat illegal drugs and alcohol abuse. He is founder of the B. Thomas Golisano Foundation, which awards grants to organizations dedicated to providing opportunities for those with disabilities and offering support to their families. Golisano chaired the successful capital campaigns of two Rochester not-for-profit organizations, School of the Holy Childhood and the Al Sigl Center. He has also served on the boards of Rochester General Hospital, Norstar Bank and St. John Fisher College.

Golisano's interest in working to reduce substance abuse and teenage pregnancy at the local level is matched by his concern for the need to seek national political reform. To that end he became a founding member of the Independence Party of New York State. As a candidate of that party, Golisano ran for governor of New York in 1994, 1998 and 2002. He is a native of Irondequoit, N.Y., a suburb of Rochester. He is a graduate of the State University of New York at Alfred.



**LAWRENCE QUINN — MANAGING PARTNER**

Lawrence Quinn begins his third year as the Managing Partner of the Buffalo Sabres. April of 2003 marked a homecoming for Quinn. After being lured back to Buffalo in 1992 to oversee the construction of HSBC Arena, owner B. Thomas Golisano tabbed him to guide the franchise's return to stability.

Quinn has been very active in the overall operation of the franchise. In particular, he was involved in an aggressive plan to make the Sabres the lowest ticket price in the National Hockey League. By giving fans the largest ticket price reduction in team history — along with the unveiling of the variable pricing plan for the 2005-06 season — Quinn has quickly re-energized the Sabres loyal fan base.

Many fans won't soon forget the final game of the 2002-03 season, when Quinn orchestrated the surprise one-day switch to the team's classic "Blue and Gold" uniforms, creating an absolutely electric atmosphere in the building that afternoon.

After Quinn took over in 2003, he and owner B. Thomas Golisano quickly reduced prices for the 2003-04 season with amazing results. Attendance at HSBC Arena ballooned by over 62,000 fans from the previous season, an average increase of more than 1,500 more per game. The Sabres also played before 12 sellouts, up from three the year prior.

In addition to driving up attendance through lower ticket prices, Quinn was also instrumental in adding a host of new innovations in entertainment at HSBC Arena. During the 2003-04 season, the franchise introduced the only streaming on-ice video projection system in sports, along with a new half-hour television show consisting of in-depth player features and highlights. On the ice, the team showed character in battling through a mid-season depression to create a push down the stretch towards the playoffs, falling just short of their goal.

Quinn and the Sabres' ownership also sought to upgrade the regionalization efforts of the franchise to the greater Rochester and southern Ontario markets. On November 12, 2003, the Sabres tied the defending Stanley Cup champion New Jersey Devils 2-2 in the first-ever NHL regular season game played in Rochester at the Blue Cross Arena.

Quinn is a tireless promoter for the City of Buffalo, and someone willing to take a chance to make good things happen. He was recently appointed as vice chairman of the Erie Canal Harbor Developmental Corp., a state-sanctioned corporation that was created to seek private developments for future projects along Buffalo's waterfront.

This past spring, Quinn's latest off-ice development project was completed when the \$24 million Hauptmann-Woodward Institute for Medical Research Institute was opened in the heart of the Buffalo Medical Campus in downtown Buffalo.

Upon his graduation from the University of Notre Dame, Quinn returned to Buffalo to become the city's Director of Community Development at the age of 24. After promoting the development of two downtown hotels — the first in 40 years — and the construction of two office buildings and numerous residential condominiums on the waterfront, Quinn was appointed as the Commissioner of Economic Development. At age 28, Quinn had become the youngest commissioner in city government history.

After 10 years in New York City as Vice President of the Jeffersonian Corporation, a Manhattan real estate development company, Quinn returned to Buffalo to head the development and construction of the now HSBC Arena as the Sabres Executive Vice President. He was the driving force behind the design, site acquisition, construction, and operation. The arena was completed on time and under budget for \$127 million.

He was promoted to President and CEO of the Buffalo Sabres in the fall of 1996 and during his two years the team won the Northeast Division title and advanced to the Conference finals, both achievements that had not been accomplished in over 15 years. The franchise also broke previous attendance

**LAWRENCE QUINN con't**

marks and revenue records. He left the team after the Knox Family sold the franchise in 1998.

Having always been involved in development, Quinn has also operated a technology start-up company in New York in addition to overseeing the construction of the new Irish Classical Theater in downtown Buffalo.

**DANIEL DIPOFI — CHIEF OPERATING OFFICER**

Dan DiPofi begins his third year with the Sabres as Chief Operating Officer after previously serving in several financial capacities with the franchise under the Knox family. DiPofi's focus with the organization is business operations for the team and the 18,000 plus-seat HSBC Arena.

Through his first season as Chief Operating Officer, DiPofi saw the attendance for the Buffalo Sabres at the HSBC Arena increase by over 62,000 fans. With a slight reduction in ticket prices prior to the 2003-04 season, the franchise raised the average attendance by over 1,500 fans and added nine more sellouts

over the previous season. In the arena's eight years of existence, the venue has hosted an estimated 13.5 million fans since opening prior to the 1996-97 NHL season.

This season, the team has drastically reduced ticket prices and has become the lowest average price in the NHL. By allowing more fans the affordability of watching live Sabres hockey, DiPofi and the Sabres ownership look to solidify the viability of the team in Western New York for years to come.

DiPofi came to the Sabres after serving for two years as the Vice President of Business Operations & Finance with the Rochester Sports Group handling the Rochester Americans and the Blue Cross Arena. He also served as the Amerks Alternate Governor to the AHL.

After graduating from Niagara University in 1984, he worked as a Public Accountant with Price Waterhouse until being hired by the Sabres as Corporate Controller four years later. After guiding the organization through drastic changes in the NHL's economic structure in the early 1990's, DiPofi was promoted to Vice President of Finance in 1992 and two years later was named Executive Vice President overseeing the long-term financial structure of the franchise. With his extensive background in private and public finance, DiPofi was instrumental in the franchise's economic stability as the team and region tackled the construction and funding of the Crossroads Arena project (now, the HSBC Arena). He left the team in 1998 after the Knox family sold the franchise.

Dan and his wife, Janet, reside in Williamsville, NY with daughters: Ellen (15), Sarah (14), and Colleen (11).



**DARCY REGIER — GENERAL MANAGER**

Darcy Regier begins his ninth year as General Manager of the Buffalo Sabres. He has led the franchise through some of the finest seasons, with a Stanley Cup Finals appearance in 1999, while also managing the team through its most difficult times. Regier and his staff have upgraded the talent of the team in recent years by adding the skills and leadership of Daniel Briere and Chris Drury, while developing the younger talents of Buffalo draft picks like Dmitri Kalinin, Derek Roy and Ryan Miller.

The 2003-04 team was the fourth youngest in the NHL at the close of the season, even with the acquisitions of veterans Mike Grier and Brad Brown at the March trade deadline. Regier

worked to improve the club down the stretch with several acquisitions at the trade deadline by not only picking up Grier and Brown to fill immediate needs, but also trading for defenseman Jeff Jillson. The 24 year-old Jillson was a first-round selection in 1999, completing Buffalo's crop of 10 former top round picks.

Perhaps the most significant move was when Regier retained head coach Lindy Ruff prior to the start of the 2003-04 season, the winningest coach in team history. Regier and Ruff make up the longest GM/Coach combination in the NHL and have had more success than any tandem in franchise history.

Upon his arrival in Buffalo, Regier reorganized the Sabres' scouting department, paying immediate dividends in the NHL Entry Draft. Young players such as Kalinin (1998, 1st round), Miller (1999, 5th round), Roy (2001, 2nd round), Daniel Paille (2002, 1st round) and Thomas Vanek (2003, 1st round) are expected to be key elements of the Sabres success for years to come.

Prior to joining the Sabres, Regier served in roles with the Islanders as: Director of Hockey Administration, Assistant Coach, and Assistant General Manager. While on Long Island, he supervised the club's amateur development, and saw their International Hockey League affiliate win back-to-back championships (Denver Grizzlies in 1994-95 and then, after moving to Salt Lake City, the Utah Grizzlies in 1995-96). Legendary Islanders' coach Al Arbour, along with Bill Torrey, who served in roles as General Manager, President, Chairman of the Board, and Consultant with New York, were significant contributors to Regier's career in hockey. Regier left the Islanders organization briefly in the 1991-92 season to serve as an assistant coach with the Hartford Whalers.

Born in Swift Current, Saskatchewan, he was the fifth choice (77th overall) of the California Golden Seals in the 1976 Amateur Draft. He appeared in 26 NHL games over the course of three seasons with the Cleveland Barons and the New York Islanders, totaling two assists and 35 PIM. Regier played parts of eight seasons of professional hockey and was a member of three championship teams. In 1982, he was named a First Team All-Star with Indianapolis (IHL), where he learned from one of the people he considers an influence on his hockey life, current Detroit Red Wings Senior Vice President Jim Devellano, then the team's GM.

During his playing career, Regier was involved in the early setup of the Professional Hockey Players' Association.

Darcy and his wife, Katherine, reside in Clarence and have three sons: Jonathan, Justin, and Jarrett.

**SABRES GENERAL MANAGER TIMELINE**

**Dec. 2nd 1969** – NHL awards Buffalo with a NHL franchise

**George "Punch" Imlach** (January 16, 1970 - December 4, 1978)

**Highlights:** Drafted Gilbert Perreault, Richard Martin, Craig Ramsay, Jim Schoenfeld, Danny Gare.

**6/10/70** Acquired Roger Crozier from Detroit for Tom Webster.

**3/4/72** Acquired Rene Robert from Pittsburgh for Eddie Shack.

\*John Anderson- Was promoted to Director of Player Personnel on December 7, 1978. In that role he acted as General Manager until June 11, 1979.

**Scotty Bowman** (June 11, 1979 - December 2, 1986)

**Highlights:** Drafted Mike Ramsey, Lindy Ruff, Phil Housley, Dave Andreychuk Tom Barrasso, John Tucker.

**12/2/81** Acquired Mike Foligno, Dale McCourt, and Brent Peterson from Detroit for Jim Schoenfeld, Danny Gare and Derek Smith.

**Gerry Meehan** (December 2, 1986 - July 30, 1993)

**Highlights:** Drafted Pierre Turgeon, Alexander Mogilny, Rob Ray, Donald Audette, Brad May, Richard Smehlik.

**6/16/90** Acquired Dale Hawerchuk from Winnipeg for Phil Housley, Scott Arniel, and Jeff Parker.

**10/25/91** Acquired Pat LaFontaine, Randy Wood and Randy Hillier from NY Islander for Pierre Turgeon, Uwe Krupp, Dave McLlwain and Benoit Hogue.

**8/7/92** Acquired Dominik Hasek from Chicago for Stephane Beauregard.

**John Muckler** (July 30, 1993 through May 14, 1997)

**Highlights:** Drafted Curtis Brown, Jay McKee, Martin Biron, Erik Rasmussen

**4/7/95** Acquired Alexei Zhitnik, Charlie Huddy and Robb Stauber from Los Angeles for Phillipe Boucher, Grant Fuhr and Denis Tsygurov.

**7/8/95** Acquired Michael Peca and Mike Wilson from Vancouver for Alexander Mogilny.

**3/18/97** Acquired Miroslav Satan from Edmonton for Craig Millar and Barrie Moore.

\*Larry Carriere - Assistant to the General Manager served as acting GM from May 14, 1997 through June 11, 1997.

**Darcy Regier** (June 11, 1997 to present...)

**Highlights:** Drafted: Maxim Afinogenov, Dmitri Kalinin, Ryan Miller, Derek Roy, Thomas Vanek

**3/10/99** Acquired Doug Gilmour and J.P. Dumont from Chicago for Michal Grosek.

**6/24/01** Acquired Tim Connolly and Taylor Pyatt from NY Islanders for Michael Peca.

**3/11/03** Acquired Daniel Briere from Phoenix for Chris Gratton.

**7/3/03** Acquired Chris Drury and Steve Begin from Calgary for Rhett Warrener and Steven Reinprecht.

**3/9/04** Acquired Mike Grier from Washington for Jakub Klepis; Jeff Jillson from San Jose for Curtis Brown and Andy Delmore.



**JIM BENNING – DIRECTOR OF AMATEUR SCOUTING**

Jim Benning starts his 12th year with the Buffalo Sabres, the eighth as Director of Amateur Scouting. In his role with the team, Benning oversees the scouting staff and directs the team's NHL Entry Draft.

The recent successes of Benning and the amateur scouts are seen in the development of Dmitri Kalinin and Derek Roy. Kalinin, the Sabres first round selection in 1998, has become one of the best young defenseman in the NHL at the age of 25. He recorded team and career highs among defenseman in 2003-04 with 34 points (10+24), in addition to being one of the steadiest on the blueline. Roy, Buffalo's second-round pick in 2001, scored 19 points (9+10) in 49 games for the Sabres in 2003-04 and was selected to the NHL's Young Stars Game at All-Star weekend. He followed that up with 61 points (16+45) in 67 games with Rochester last season. The Sabres are also expecting big


things from 2003 first-rounder Thomas Vanek, who led all AHL rookies with 42 goals last season.

Benning first joined the Sabres in 1994-95 as an amateur scout under then Director of Amateur Scouting Jack Bowman and was promoted to his current position in 1998. He is responsible for scouting players in the WHL, OHL, QMJHL, NCAA and American high schools as well as amateur hockey leagues throughout Europe. He is also responsible for scheduling the Sabres amateur scouts and insuring that all amateur hockey players are scouted thoroughly.

After an NHL career that spanned nine seasons with the Toronto Maple Leafs and Vancouver Canucks, Benning spent one season playing professional hockey in Italy. Upon returning to North America after retiring in 1992 he attended college for one year before being hired as an amateur scout for the Anaheim Mighty Ducks in 1993-94.

A first-round draft choice (6th overall) of the Toronto Maple Leafs in the 1981 NHL Entry Draft, Benning played for the Leafs until 1986 when he was traded to the Vancouver Canucks where he played three more seasons. In 605 career NHL games, he scored 52 goals and 191 assists for 243 points.

Jim resides in Portland, Oregon with his wife Rhonda and their three children Brandon (16), Danica (13) and Nicholas (7).

**DON LUCE — DIRECTOR OF PLAYER DEVELOPMENT**

Don Luce is in his 19th year with the Buffalo Sabres, this year as the Director of Player Development. He oversees Rochester (AHL) and all other drafted players who are Sabres property. This includes the Canadian junior leagues, NCAA and Europe.

Luce and the scouting staff have put together a group of talented, young players that are the core of the Sabres and Rochester Americans. Of the 33 players who suited up for Buffalo in 2003-04, 15 were drafted by the Sabres.


Luce first joined the Sabres' front office staff in 1984 when he worked for a year on special assignments and as an assistant coach. He spent the 1985-86 season as an American scout, before taking on his current role in 1987. One of his major accomplishments was his instrumental role in bringing Alexander Mogilny to America in 1989.

A member of the Buffalo Sabres Hall of Fame, Luce originally became a Sabre as part of a trade with Detroit for Joe Daley in 1971. He spent almost 10 full seasons of his NHL career with Buffalo and ranked with Craig Ramsay as two of the league's best penalty-killers throughout the 1970's.

In 1974-75, Luce enjoyed arguably his finest season helping the Sabres to the Stanley Cup Finals and establishing two team records which still stand to this day: eight short-handed goals in one season and an incredible +61 plus/minus ranking. He capped the year by being named the winner of the Bill Masterton Memorial Trophy which is given to the NHL player who best exemplifies the qualities of perseverance, sportsmanship, and dedication to hockey.

After a trade to Los Angeles in 1981, Luce went on to play one more season with Toronto before retiring. He appeared in a total of 894 NHL games, registering 225 goals, 329 assists, 554 points, and 364 PIM. Luce still ranks in the top 10 with Buffalo in eight career leaders categories.

As a result of his many accomplishments on and off the ice, Don was honored with induction into the Greater Buffalo Sports Hall of Fame in September 1997. He and his wife Diane have four grown children: daughters Kim, Kelly and Kristin (Ryan Sturm) and son Scott (Ann). Scott is the Director of Scouting with the Florida Panthers.

**TERRY MARTIN — DIR. OF PROFESSIONAL SCOUTING**

Terry Martin begins his 17th year with the Sabres hockey department, and seventh as the team's Director of Pro Scouting. In his role with the team, Martin is instrumental in the evaluation of all talent in the National Hockey League, American Hockey League and European Hockey Leagues.

After a successful NHL career, Martin moved behind the bench as the head coach of the Ontario Hockey League's Toronto Mariboros from 1987-1989. Martin also served as an assistant coach with the Rochester Americans (AHL) from 1989-1995. During his time with the Amerks, Martin was a part of three Calder Cup Finals teams under Don Lever (1990-91) and John Van Boxmeer (1989-90 and 1992-93). His success in Rochester merited a return to the NHL and the Buffalo Sabres. After serving as an assistant coach with the Sabres during the

1995-96 season, Martin served as a professional scout for the team for three seasons. Prior to the start of the 1999-2000 season, Martin was named to his current position.

Born in Barrie, Ont., Martin was originally drafted by the Sabres in the third round (44th overall) of the 1975 NHL Entry Draft. Martin would play four seasons with the Sabres (1975-1979) appearing in 148 games with Buffalo, collecting 44 points (20+22). After his selection by the Quebec Nordiques in the 1979 NHL Expansion Draft, Martin was immediately traded to the Toronto Maple Leafs. Martin would wear the "blue and white" for 317 games, amassing 159 points (83+76). Martin would later play for the Edmonton Oilers and the Minnesota North Stars. In all, Martin played ten seasons in the NHL, appearing 479 games and collecting 205 points (104+101).

In 1999, he was elected the Barrie Sports Hall of Fame, joining NHL players Shayne Corson, Mike Gartner and Doug Shedden as well as former NHL referee Ron Hoggarth as members.

Terry and his wife Nancy reside in Amherst, NY and have a daughter, Tracy.





## SABRES PERSONNEL

### LINDY RUFF — HEAD COACH



Lindy Ruff looks to continue his coaching success in 2005-06 when he begins his eighth season behind the Sabres bench, making him the longest tenured active head coach in the NHL.

In 2003-04, Ruff recorded his 250th career win when the Sabres defeated Montreal on March 24, 2004. Buffalo's 37 regular season victories also marked the sixth time in his seven seasons at the helm that the Sabres have finished with at least 35 wins. The team also finished 10th in the NHL offensively, scoring 220 goals. This represents the highest goal output by a Ruff-coached team, and 30 more than the previous season.

Ruff became the Sabres' all-time win leader after recording a 5-2 victory over the Philadelphia Flyers on Feb. 18, 2003. That win, his 211th, moved Ruff past Hall of Fame coach Scotty Bowman for the most coaching victories in Sabres' history.

During his coaching career in Buffalo, he has compiled a record of 253-243-78. Ruff is ranked 10th among active coaches in wins, and 40th all-time in NHL career wins.

Buffalo's 1-1 tie vs. N.Y. Islanders on April 3, 2002, was Ruff's 405th game behind the bench, passing Bowman on the Sabres' all-time games coached list. In his 500th game as the Sabres' head coach, Buffalo picked up a 5-2 win over Anaheim (Oct. 26, 2003). He recorded his first win as Sabres head coach with a 3-1 decision at St. Louis on Oct. 1, 1997.

In the past eight seasons, Buffalo has amassed a 50-28-11-7 combined record for 118 points in games following the trade deadline. The points rank third among NHL teams while the wins are fourth in that time frame. Much of this success can be attributed to Ruff and his coaching staff, which has never allowed the players to quit on a season regardless of their position in the standings. The other half of the equation is the deals made by GM Darcy Regier to bring in proven players for the stretch run or players to help build the team for the immediate future. Following the 2003-04 trade deadline, Buffalo closed the season with a 7-3-1-3 mark.

Ruff has a .593 playoff winning percentage and is the Sabres' all-time leader in playoff games coached (54), and wins (32), surpassing Bowman's mark of 18 wins (set over five seasons). In only his second season as a head coach, Ruff led the 1998-99 Sabres to their first Stanley Cup Finals appearance in 24 years and established himself as one of the league's top coaches. He also achieved a club record that season for the most wins (14) in one playoff year. In the process, Ruff became only the third head coach under the present Stanley Cup Playoff format to lead his team to the Conference Finals in each of his first two seasons.

Hired as the 15th head coach in team history on July 21, 1997, Ruff achieved playoff success that first year which none of his predecessors had ever experienced. The 1997-98 squad set a team record by winning eight-straight playoff games and tied the club mark with 10 playoff wins. The conference finals appearance was the team's first since 1980, which ironically was Ruff's rookie year with Buffalo.

Based on Buffalo's standing atop the Eastern Conference at the midway point of the 1998-99 season, Ruff earned the right to be behind the bench of the World Team in the 1999 All-Star Game in Tampa Bay. He joined Bowman and Floyd Smith as the only Buffalo coaches to be named as head coach of an All-Star Team.

Ruff was the Sabres' second-round (32nd overall) draft pick in 1979 following a distinguished career as a defenseman with Lethbridge (WHL). He made the team at his first training camp and playing in 63 games during the 1979-80 season and was named the team's rookie of the year. Ruff ranks sixth all-time on the Sabres' regular season list in penalty minutes (1,126) and is tied for 11th in games played (608). In 691 career games, he recorded 105 goals and 195 assists to go with 1,264 penalty minutes.

In his 1981-82, Ruff was converted to play left wing after having been a defenseman throughout his junior career and first two professional seasons. In November 1986, he received perhaps his greatest individual honor as a Sabre when he was named to replace Gilbert Perreault as team captain after the legend's retirement.

Ruff ended his playing career after serving as a player/assistant coach for the 1992-93 season with the San Diego Gulls of the IHL. Head Coach Roger Nielson (who coached Ruff in Buffalo and with the Rangers) tabbed Ruff as one of his assistants for the expansion Florida Panthers for the 1993-94 campaign. As the pri-

## SABRES PERSONNEL

mary coach of the penalty-killing unit and defensemen, Ruff received many accolades for his work. In just their third season, the over-achieving and hard-working Panthers squad advanced to the 1996 Stanley Cup Finals.

The 44-year-old Ruff and his wife Gaye reside in Clarence, N.Y., with their four children: Brett (16), Eryn (14), and twins Brian and Madeleine (11).

### RUFF'S HEAD COACHING RECORD

REGULAR SEASON			PLAYOFFS				
			W	L	T	W	L
1997-98	Buffalo	NHL	36	29	17	10	5
1998-99	Buffalo	NHL	37	28	17	14	7
1999-00	Buffalo	NHL	35	36	11	1	4
2000-01	Buffalo	NHL	46	31	5	7	6
2001-02	Buffalo	NHL	35	36	11	—	—
2002-03	Buffalo	NHL	27	45	10	—	—
2003-04	Buffalo	NHL	37	38	7	—	—
TOTALS			253	243	78	32	22

### MOST WINS WITH CURRENT TEAM

Pat Quinn, Toronto	259
<b>LINDY RUFF</b>	<b>253</b>
Marc Crawford, Vancouver	204
Barry Trotz, Nashville	183
Andy Murray, Los Angeles	178

### MOST WINS AMONG ACTIVE COACHES

Pat Quinn, Toronto	616
Pat Burns, New Jersey	501
Brian Sutter, Chicago	451
Jacques Martin, Florida	407
Ron Wilson, San Jose	374
Jacques Lemaire, Minnesota	370
Marc Crawford, Vancouver	369
Darryl Sutter, Calgary	363
Ken Hitchcock, Philadelphia	362
<b>LINDY RUFF</b>	<b>253</b>

### RUFF'S CAREER STATISTICS AS A PLAYER

Season	Team	REGULAR SEASON						PLAYOFFS				
		League	GP	G	A	TP	PIM	GP	G	A	TP	PIM
1976-77	Lethbridge	WCHL	2	0	2	2	0	—	—	—	—	—
1977-78	Lethbridge	WCHL	66	9	24	33	219	—	—	—	—	—
1978-79	Lethbridge	WCHL	24	9	18	27	108	6	0	1	1	0
1979-80	Buffalo	NHL	63	5	14	19	38	8	1	1	2	19
1980-81	Buffalo	NHL	65	8	18	26	121	6	3	1	1	23
1981-82	Buffalo	NHL	71	16	32	48	194	4	0	0	0	28
1982-83	Buffalo	NHL	60	12	17	29	130	10	4	2	6	47
1983-84	Buffalo	NHL	58	14	31	45	101	3	1	0	1	9
1984-85	Buffalo	NHL	39	13	11	24	45	5	2	4	6	15
1985-86	Buffalo	NHL	54	20	12	32	158	—	—	—	—	—
1986-87	Buffalo	NHL	50	6	14	20	74	—	—	—	—	—
1987-88	Buffalo	NHL	77	2	23	25	179	6	0	2	2	23
1988-89	Buffalo	NHL	63	6	11	17	86	—	—	—	—	—
1988-89	N.Y. Rangers	NHL	13	0	5	5	31	2	0	0	0	17
1989-90	N.Y. Rangers	NHL	56	3	6	9	80	8	0	3	3	12
1990-91	N.Y. Rangers	NHL	14	0	1	1	27	—	—	—	—	—
1991-92	Rochester	AHL	62	10	24	34	110	13	0	4	4	16
1992-93	San Diego	IHL	81	10	34	44	100	14	1	6	7	26
<b>NHL Totals</b>			<b>691</b>	<b>105</b>	<b>195</b>	<b>300</b>	<b>1264</b>	<b>52</b>	<b>11</b>	<b>13</b>	<b>24</b>	<b>193</b>
<b>Buffalo Totals</b>			<b>600</b>	<b>102</b>	<b>183</b>	<b>285</b>	<b>1126</b>	<b>42</b>	<b>11</b>	<b>10</b>	<b>21</b>	<b>164</b>







## SABRES PERSONNEL

### BRIAN McCUTCHEON — ASSISTANT COACH



Brian McCutcheon enters his sixth year with Buffalo after having three successful years as head coach of the Rochester Americans. After twice taking the Amerks to the Calder Cup Finals, he was tabbed to help develop the Sabres' younger talent whom he had coached at the AHL level.

In fact, McCutcheon developed eight of the Sabres starters in 2003-04 with the Amerks; including Dmitri Kalinin who registered a career-high season with 10 goals and 24 assists placing him sixth on the team in scoring with 15 of his 34 points registering on the power-play. McCutcheon's experience in the pros and college hockey have helped the franchise in all areas of the ice having guided mainstays Jay McKee, forwards JP Dumont and Maxim Afinogenov, along with goaltenders Martin Biron and Mika Noronen from Rochester to the NHL. While with McCutcheon in Rochester, both Biron and Noronen were named the Hockey News' Minor Pro Prospects of the Year in three consecutive seasons (Biron 1998, Noronen 1999 and 2000).

McCutcheon ended his Rochester tenure with a record of 128-82-9 and saw his Amerk teams reach the play-off each season. Under his guidance, the Amerks won back-to-back Western Conference titles and set franchise records for most points (111) and wins (52) during the 1998-99 season. McCutcheon was recognized by his peers for the job he did with the Amerks by being tabbed as runner-up for AHL Coach-of-the-Year in 1999 and 2000.

Prior to joining the Amerks, McCutcheon served as the Head Coach and Director of Player Personnel for the Columbus Chill of the East Coast Hockey League. In his only season with the Chill, he was named the ECHL Coach of the Year after leading them to a 44-21-5 mark, which set franchise records for most wins and most points in a season while winning the North Division title.

Before moving to the pro ranks, McCutcheon was the head coach at his alma mater, Cornell, from 1987 to 1995 and led the Big Red to a 108-105-24 record. As a player, he was a member of the 1970 National Championship team at Cornell; the only team in NCAA history to have an undefeated season at 29-0. McCutcheon was named captain of the 1971 team and was selected to the All-East and All-Ivy teams during his collegiate career. He was inducted into the Cornell University Sports Hall of Fame in 1986.

Prior to coaching at Cornell, McCutcheon coached Elmira College for seven seasons, the last six as the head coach. He posted a 103-60-1 record and was named the 1986 New York State Coach of the Year after guiding Elmira to a number one ranking in NCAA Division III.

During a three-year NHL career with the Detroit Red Wings, McCutcheon appeared in 37 games, recording three goals, one assist and seven penalty minutes.

A Toronto native, he and his wife Susan have two children: Kelly, and Mark, a fifth-round selection of the Colorado Avalanche in the 2003 NHL Entry Draft who currently plays at Cornell.

### SCOTT ARNIEL — ASSISTANT COACH

Scott Arniel enters his fourth year as a Sabres Assistant Coach, working primarily with the forwards and special teams units.

The Sabres increased their scoring output by 30 more goals than during the 2003-04 season finishing 10th overall in goals scored with 220. Buffalo's power-play unit ranked 18th overall, improving from 20th in 2002-03 and 27th the year before. Daniel Briere recorded a team-high 27 power-play points, and J.P. Dumont increased his power-play production with a career-high 10 goals. The penalty-killing unit finished 11th overall in the league, the sixth straight season finishing among the top 13 teams.

Arniel played four seasons in Buffalo (1986-1990) where he was known as one of the best two-way players in the league, twice being named the Sabres recipient of the team's unsung hero award (1987, 1988). Arniel played with then team captain Lindy Ruff for two seasons, and they would cross paths again as members of the IHL's San Diego Gulls in 1992-93.

Arniel scored 338 points (149+189) in 730 NHL career games with Winnipeg, Buffalo and Boston. He also played seven more seasons in the IHL with San Diego, Houston, Utah and Manitoba, before retiring in 1999 after 18 years and over 1200 professional games. Arniel then served as an assistant coach with the Moose for three seasons before joining the Sabres.

A Kingston Ont.-native, Scott and his wife Lia have two children: Brendan (14) and Stephanie (11).

### JIM CORSI — GOALTENDING COACH



Jim Corsi enters his eighth year as the Sabres goaltending coach. His duties with the team involve working with the Sabres NHL netminders as well as the team's prospects throughout the minor leagues. Under his tutelage, current and former Sabres goaltenders including Martin Biron, Mika Noronen and Ryan Miller have benefited from Corsi's unique style both on and off the ice.

Corsi brings with him over 20 years of experience as a player, coach, manager and hockey analyst. Previously, he held the position of Goaltending Coach with the Canadian Women's Team (1997-98), Ottawa University (CIAU) (1997-98), Schwenningen HC (Ger/DEL) (1997-98), St. Michael's Majors (OHL) (1994-97), McGill University (CIAU) (1992) and Concordia University (CIAU) (1992-present). Corsi is a member of the Concordia University Athletic Hall of Fame in hockey and soccer.

As a professional player in North America, Corsi played with the Edmonton Oilers and the Minnesota North Stars, as well as the Quebec Nordiques of the WHA. Corsi continued his career overseas, playing international hockey in Europe, Russia, and China from 1980-92. During that time, he was a member of the Italian National Team at the 1984 Winter Olympic Games, and represented Italy several times in the World Ice Hockey Championships.

Corsi is fluent in English, French, Italian and German.

Corsi and his wife Cathy reside in Ile Bizard, Quebec, with their two sons Stephen and Danny.

## SABRES PERSONNEL

### DOUG MCKENNEY — STRENGTH & CONDITIONING COACH



Doug McKenney begins his 11th year with the Sabres' coaching staff. His duties with the team include working on strength and conditioning programs with the NHL club, the AHL affiliate Rochester Americans, Sabres draft choices, as well as on potential draftees. He also works with physical therapists and team doctors on the rehabilitation of all injured players.

McKenney was named the team's first-ever Strength and Conditioning Coach in July 1995 and has been steadily improving the team's performance levels ever since. The team's durability over the last seven years has been a tribute to McKenney's programs with the team consistently finishing near the top in the least amount of man-games lost category finishing among the top four teams in four of his seven seasons. Buffalo's leading scorer Daniel Briere appeared in all 82 games in 2003-04. In fact, Briere has played in every game the past two consecutive seasons.

McKenney places a special emphasis on teaching players nutrition to maintain conditioning throughout the season and make strength gains in the offseason. He has developed recommended menus from local restaurant chains which players can consult to help make smart food choices. McKenney also utilizes computer software to analyze each player's food intake and make suggestions on how they can improve their diets. Before the players leave for the offseason, McKenney, in conjunction with the hockey department, devises a conditioning DVD tailored to each player's individual needs and can track their workouts via the internet. For those players who remain in Buffalo, McKenney supervises their off-season conditioning and skating programs.

McKenney joined the Sabres after serving as the Hartford Whalers strength and conditioning coach for six years. He served in the same capacity for the Pittsburgh Penguins the four years prior.

A 1981 graduate of Springfield College, McKenney taught two years of physical education at Dover High School in New Hampshire where he served on the coaching staff of the school's football team and was elected into the Dover Sports Hall of Fame in September of 2002. He subsequently obtained his master's degree in exercise physiology at Mississippi State University.

Doug and his wife Suzanne reside in Hamburg, N.Y., with their two sons, Matthew (18) and Neil (16).

### JAMES PATRICK — SKILL DEVELOPMENT COACH



James Patrick joins the Sabres staff for his first season as a skill development coach. In this capacity, Patrick will work with both Sabres and Amerks players, focusing primarily on defensive play.

Patrick was a first-round selection (ninth overall) of the New York Rangers in the 1981 NHL Entry Draft. Over his 21-year career with the Rangers, Hartford Whalers, Calgary Flames and Sabres, the 42-year-old native of Winnipeg, Man., scored 639 points (149+490) in 1280 regular season games.

Prior to his retirement, Patrick was ranked ninth among active players in games played, and was one of three remaining active players from the first-round of the 1981 Draft — the others being Al MacInnis and Ron Francis.

His best offensive seasons came as a member of the New York Rangers from 1983-94. Patrick posted seven consecutive seasons (1985-92) of 40 or more points, including a career-high of 71 (14+57) in 1991-92. The 71 points and 57 assists were career-bests for Patrick. He scored a career-high 17 goals in 1987-88.

Patrick played six seasons in Buffalo after signing as an unrestricted free agent on June 7, 1998. He scored 74 points (23+51) in 345 regular season games, and added 5 points (1+4) in 38 playoff games.

Patrick's career plus/minus total of +104 reflects his steady defensive play. He finished as a minus in just one of six seasons in Buffalo, and in just six of his 21 seasons.

Patrick is also a veteran of international competition, having won championships for Team Canada at the 1982 World Junior Championships and 1987 Canada Cup tournaments, and bronze with the 1983 World Junior team. He also represented Canada in the 1984 Winter Olympics, and the 1983, 1987, 1998 and 2002 World Championships.





## SABRES PERSONNEL

### JEFF HOLBROOK — ADMINISTRATIVE ASSISTANT COACH

This season marks Jeff Holbrook's 14th year with the Sabres, and eighth in his current role of Administrative Assistant Coach. After joining the team in 1992 as the club's Media Relations Assistant, he has held many positions in the teams' front office and has consistently worked his way up the ranks as Director of Public Relations and Director of Team Operations before moving into his current position. Before joining the Sabres, Holbrook was with the Rochester Americans for five seasons.

As the team's Administrative Assistant Coach, Holbrook is responsible for all the video editing and analysis of games, as well as prescouting each opponent. This past season, he was instrumental in helping the Sabres install Sportstec, a state-of-the-art digital video scouting system used by coaches and players in scouting opponents and analyzing player development. He is also involved in various other hockey department issues, including organizing travel schedules and statistical analysis.

Holbrook received his Bachelors Degree in Communications in 1988 from St. John Fisher College and was named Who's Who Among College Students. His outstanding collegiate career included baseball and hockey, and was highlighted by being selected a three-time football All-American at wide receiver and named 1986 Offensive Player of the Year by the National Collegiate Football Association. Holbrook was inducted into the St. John Fisher College Athletic Hall of Fame in 1996.

Holbrook is an avid runner and has competed in the San Diego marathon with "Team In Training", a fund raising effort for cancer research. He is also active with the Genesee Valley Rotary Camp for children with handicaps and disabilities. Holbrook is currently pursuing his master's degree at the University at Buffalo. Jeff and his wife Michelle, reside in Williamsville, N.Y., with their two children: Findlay (5) and Cavanaugh (3).



### TIM MACRE — HEAD ATHLETIC TRAINER



Macre enters his first season with the Sabres after spending the past nine years in the New York Rangers organization. Macre was the Head Athletic Trainer for the Hartford Wolf\*Pack and the Binghamton Rangers in the American Hockey League. Among the highlights in his tenure with the Wolf\*Pack was the 2000 Calder Cup Championship and the 2004 Calder Cup Finals. Macre was also an Athletic Trainer for the 2001 AHL All-Star Classic in Wilkes-Barre/Scranton. A 1994 graduate of Bowling Green University, Macre also spent time teaching at Monroe County Community College in Rochester, NY.

Macre, recently married, resides in Lancaster, NY, with his wife Katie.

### RIP SIMONICK — HEAD EQUIPMENT MANAGER

Robert "Rip" Simonick is entering his 35th season as the club's Head Equipment Manager. His main duties include the purchasing and maintenance of all of the players' equipment and upkeep of the locker room. Having been with the Sabres since the team's first days in the NHL, Rip counts the 1975 and 1999 Stanley Cup Finals among his favorite moments. Rip and his wife Mary Ann live in Buffalo, N.Y.



## SABRES PERSONNEL

### SCOUTING DEPARTMENT



**Jon Christiano**  
PROFESSIONAL SCOUT



**Bo Berglund**  
AMATEUR SCOUT



**Kevin Devine**  
AMATEUR SCOUT



**Iouri Khmylev**  
AMATEUR SCOUT



**Paul Merritt**  
AMATEUR SCOUT



**Darryl Plandowski**  
AMATEUR SCOUT



**Scott Schranz**  
SCOUTING COORDINATOR



**Mark Jakubowski**  
HOCKEY DEPARTMENT  
ANALYST



**Corey Smith**  
HOCKEY VIDEO ANALYST



**Michael Bermingham**  
COORDINATOR OF HOCKEY  
OPERATIONS

### TRAINERS/EQUIPMENT



**Rip Simonick**  
HEAD EQUIPMENT  
MANAGER



**George Babcock**  
ASSISTANT EQUIPMENT  
MANAGER

### MEDICAL STAFF



**Tim Macre**  
ATHLETIC TRAINER



**Les Bisson, M.D.**  
TEAM DOCTOR



**Nicholas Aquino, M.D.**  
DOCTOR



**William Hartrich, M.D.**  
DOCTOR



**Steven Jenson, DDS**  
ORAL SURGEON



**Daniel Yustin, DDS, M.S.**  
TEAM DENTIST



**John Butsch, M.D.**  
TEAM DOCTOR EMERITUS





# SABRES PERSONNEL

## SABRES STAFF



**Christine Adamczyk**  
ARENA MARKETING  
MANAGER



**Roxanne Anderson**  
ACCOUNT SERVICES  
REPRESENTATIVE



**Olive Anticola**  
RECEPTIONIST



**Richard Arcangel III**  
MAINTENANCE CREW



**Rodney Bailey**  
UTILITY CREW



**Glenn Barker**  
MERCHANDISE MANAGER-  
INVENTORY CONTROL



**Greg Bauch**  
ASSISTANT PRODUCER



**Chrisanne Bellas**  
MANAGER OF PRODUCTION  
SERVICES



**Barry Becker**  
CHIEF ENGINEER



**Teresa Belbas**  
ZONE SALES MANAGER



**Kim Binkley**  
ACCOUNTS PAYABLE  
CLERK



**Marc Brenner**  
SECURITY MANAGER



**James Bumpers**  
SECURITY OFFICER



**Pete Cicero**  
UTILITY CREW



**Frank Cravotta**  
DIRECTOR OF  
CREATIVE SERVICES



**Joe Crozier**  
SPECIAL CONSULTANT



**Michael Destino**  
MAINTENANCE CREW



**Brian Drabek**  
ASSISTANT CHIEF  
ENGINEER



**Jennifer Dunford**  
GAME PRESENTATION & SPECIAL  
EVENTS COORDINATOR



**Patrick Fisher**  
YOUTH HOCKEY  
MANAGER



**Joe Foy**  
SENIOR ACCOUNT  
MANAGER



**Amy Fuchs**  
SENIOR ACCOUNT  
MANAGER



**Eric Grossman**  
STAFF DIRECTOR



**Beth Guiliani Gatto**  
EVENT MANAGER



**Ed Grudzinski**  
MASCOT COORDINATOR



**Birgid Haensel**  
PAYROLL & HUMAN  
RESOURCE MANAGER



**Ryan Handley**  
BOX OFFICE  
COORDINATOR



**Jeff Hill**  
FEATURE  
PRODUCER/EDITOR



**Dennis Hooper**  
BUILDING SERVICES  
MANAGER



**Ron Hudson**  
UTILITY CREW



**Gretchen Huzinec**  
ACCOUNT SERVICES  
REPRESENTATIVE



**Christine Ivansitz**  
ACCOUNTING  
MANAGER



**Patricia Jones**  
ACCOUNT SERVICES  
REPRESENTATIVE



**Rich Jurell**  
PROMOTIONS  
COORDINATOR



**Mike Kaminska**  
DIRECTOR OF  
MERCHANDISE



**Andrea Keane**  
ACCOUNT SERVICES  
REPRESENTATIVE



**Dan Keem**  
ZONE SALES MANAGER



**Rob Kopacz**  
DIRECTOR OF  
MARKETING



**Sarah Kretz**  
TICKET FULFILLMENT  
COORDINATOR



**Chuck LaMattina**  
DIRECTOR OF FINANCE  
& ADMINISTRATION



**Jon Lamont**  
MANAGER OF IT  
SERVICES



**Eugene Leung**  
WEB PROGRAMMING  
COORDINATOR

# SABRES PERSONNEL

## SABRES STAFF



**John Livsey**  
VP SALES & BUSINESS  
DEVELOPMENT



**Scott Loffler**  
YOUTH HOCKEY SALES  
COORDINATOR



**Eleanore MacKenzie**  
EXECUTIVE ASSISTANT



**Christopher Makowski**  
BOX OFFICE MANAGER



**Stan Makowski, Jr**  
DIRECTOR OF ARENA  
OPERATIONS



**Marty Maloney**  
ASSISTANT BOX OFFICE  
MANAGER



**Tom Matheny**  
DATABASE MARKETING  
MANAGER



**James McDuffie**  
SECURITY OFFICER



**Charles Mims**  
UTILITY CREW



**Michelle Mitchell**  
COORDINATOR OF  
SUITE SERVICES



**Richard Mugal**  
DIRECTOR OF LEGAL AFFAIRS/  
HUMAN RESOURCES



**Dennis Muskopf**  
SECURITY OFFICER



**Gary Muxworthy**  
DIRECTOR OF SALES/MARKETING-  
ROCHESTER



**Jennifer Neuhard**  
MANAGER OF COMMUNITY  
DEVELOPMENT



**Mary Pellegrino**  
ZONE SALES  
MANAGER-CANADA



**Gilbert Perreault**  
CORPORATE & COMMUNITY  
RELATIONS LIAISON



**Joe Pinter**  
STAFF PRODUCER



**Larry Playfair**  
DIRECTOR OF ALUMNI  
RELATIONS



**Mike Queeno**  
COMMUNICATIONS  
TECHNICIAN



**Matt Rabinowitz**  
EVENT MANAGER



**Jason Sattleberg**  
UTILITY CREW



**Joe Shaw**  
CORPORATE FULFILLMENT  
COORDINATOR



**John Sinclair**  
DIRECTOR OF TICKET  
OPERATIONS & SERVICES



**Vicki Sitek**  
GRAPHIC ARTIST



**Jeff Smith**  
MERCHANDISE MANAGER-  
EVENT SALES



**Kevin Sylvester**  
DIRECTOR OF AMATEUR  
ATHLETICS



**Jacqueline Tollar**  
PROMOTIONS  
COORDINATOR



**Michael Tout**  
ACCOUNT SERVICES  
MANAGER



**Jennifer Van Rysdam**  
DIRECTOR OF EVENT  
BOOKING



**James Walker**  
MAINTENANCE CREW



**Rich Wall**  
DIRECTOR OF GAME  
PRESENTATION



**Brian Wheeler**  
WEB CONTENT  
COORDINATOR



**Bill Wippert**  
TEAM PHOTOGRAPHER





## SABRES PERSONNEL

### MICHAEL GILBERT – Director of Public Relations



Michael Gilbert begins his ninth season with the Sabres organization, serving as the Director of Public Relations. Gilbert oversees the Public Relations Department for the Sabres, as well as for the Buffalo Bandits (NLL) and the community relations, youth hockey and fan development for the organizations. Prior to joining the Sabres, Gilbert was the Director of Public Relations for the New Jersey Devils from 1995-1997. He was part of a staff in New Jersey that earned the Professional Hockey Writers' Association's Dick Dillman Award for excellence in public relations for the 1996-97 season. Gilbert's success followed him to the Sabres where the Communications Department was acknowledged with the Dillman Award in 1997-98. Before his move to the NHL, Gilbert was the Assistant Director of Public Relations for the NFL's Philadelphia Eagles for four years (1991-95), assisting with the day-to-day operations of that team's PR department. His football background also includes stints as Assistant Director of Public Relations for the Raleigh-Durham Skyhawks of the WFLA (1990) and as a graduate assistant with the Buffalo Bills (1988-90). The move to the Sabres represented a homecoming for Gilbert, who grew up in the Buffalo suburb of Tonawanda. He graduated from Canisius College in Buffalo with degrees in communications and history. He and his wife Amy reside in Amherst, N.Y., with their sons, Mark (6) and Jack (4), and daughter, Grace (2).

### KEVIN SNOW – Manager of Publications & Hockey Information

Snow begins his first season with the Sabres' as the club's Manager of Publications & Hockey Information, after spending 10 years in the media. He is responsible for the media guide, team yearbook, game program, press releases and preparation of game-day press notes. Prior to joining the Sabres he was the Communications Coordinator for WNED-TV in Buffalo (2002-04), and was a Reporter with the Associated Press (2002). Before relocating to Buffalo in 2000, he worked at TV Guide Canada in Toronto where he was the Sports Columnist (1994-98) and Sports Editor (1998-2000). Snow has also worked as a freelance writer for the past five years. His work has appeared in a variety of publications including TV Guide Canada, Buffalo Bills Digest and the Toronto Star. Born in Calgary, Alta., and raised in Mississauga, Ont., Snow graduated from the Print Journalism program at Sheridan College (Oakville, Ont.) in 1991. He and his wife Christine reside in Buffalo, N.Y., with their daughter, Alexandra (3).



### CHRIS BANDURA – Manager of Media Relations




Bandura enters his first season as the Sabres Manger of Media Relations. As the primary contact between the team and the media, he is responsible for arranging interviews, coordinating press conferences, writing press releases and assisting in game-day operations. Bandura spent the past two years as the Media Relations Coordinator for the Rochester Sports Group, which includes the Rochester Americans hockey team (AHL), Rochester Raging Rhinos soccer team (USL First Division), Rochester Knighthawks indoor lacrosse team (NLL) and Rochester Rattlers outdoor lacrosse team (MLL). Prior to his stint in Rochester, Bandura was the Vice President of Operations for the Columbus Landsharks of the National Lacrosse League (2001-03). He is also spent time in the NLL Front Office as the Director of Media Relations (1999-2000). A 1999 graduate of Utica College of Syracuse University, Bandura was born and raised in Cheektowaga, NY. He and his wife, Kimberly, reside in West Seneca, NY.

### LEIF SKODNICK – Graduate Assistant



## THE PLAYERS





# 61

## MAXIM AFINOGENOV RIGHT WING

BORN: SEPT 4, 1979 - MOSCOW, RUS.  
SHOOTS: LEFT  
HEIGHT: 6'0" WEIGHT: 195 LBS.



LAST AMATEUR CLUB: MOSCOW DYNAMO (CIS)  
HOW ACQUIRED: BUFFALO'S THIRD-ROUND DRAFT CHOICE  
(69TH OVERALL) IN THE 1997 NHL ENTRY  
LEVEL DRAFT

### vs. NHL

Team	GP	G	A	TP	PIM
Anaheim	6	1	1	2	2
Atlanta	17	6	8	14	14
Boston	19	4	9	13	8
Calgary	6	3	3	6	10
Carolina	17	5	2	7	12
Chicago	5	4	1	5	0
Colorado	6	1	1	2	0
Columbus	4	2	1	3	4
Dallas	6	0	3	3	2
Detroit	6	1	2	3	6
Edmonton	5	0	1	1	17
Florida	17	1	7	8	8
Los Angeles	7	3	1	4	2
Minnesota	3	2	1	3	11
Montreal	22	3	8	11	20
Nashville	6	2	0	2	6
New Jersey	18	6	6	12	14
N.Y. Islanders	15	1	3	4	6
N.Y. Rangers	17	3	5	8	6
Ottawa	21	4	5	9	14
Philadelphia	14	2	0	2	9
Phoenix	5	1	1	2	2
Pittsburgh	14	2	4	6	6
San Jose	5	2	1	3	0
St. Louis	7	0	0	0	4
Tampa Bay	18	5	0	5	19
Toronto	22	5	4	9	8
Vancouver	7	0	0	0	6
Washington	17	4	1	5	12
<b>NHL Totals</b>	<b>332</b>	<b>73</b>	<b>79</b>	<b>152</b>	<b>228</b>

### CAREER HIGHS

**Goals:** 3 (12/31/03 vs. Washington)  
**Assists:** 2, seven times. Most recent 12/28/03 vs. Florida  
**Points:** 3, six times. Most recent 12/31/03 vs. Washington (3+0)  
**Penalty Minutes:** 15, 2/13/00 vs. Edmonton  
**Longest Point Streak:** 6 games, 12/12/01 @ Dallas to 12/22/01 @ Toronto (5+4=9)

### 2004-05 SEASON:

Played with Dynamo Moscow in the Russian Super League, collecting 27 points (13+14) in 36 games... Represented Russia at 2005 World Championships in Austria, scoring three goals and two assists in nine games... Was selected as Russia's player of the game in 4-3 quarter-final win over Finland when he scored game-winner in a shootout... Also named player of the game in Russia's 6-3 win in the bronze-medal game, leading the way with two goals and one assist.

### CAREER:

**2003-04:** Recorded first career hat trick vs. Washington (12/31)... Tied career-best with three power-play goals... Picked up five multi-point games... Picked up goal and assist vs. Columbus (3/29)... Netted goal vs. Pittsburgh (3/26)... Assisted on Jay McKee's goal @ Boston (3/13)... Scored tying goal in win vs. Ottawa (3/03)... Recorded PP goal and assist vs. New Jersey (2/25)... Performance marked fourth multi-point game of season... PPG was third of season, tying career-best mark (2000-01 and 2001-02)... Sat out four games for third-straight game (3+1) with assist vs. Atlanta (2/16)... Scored goal for second-straight night with tally @ Toronto (2/14)... Netted two goals vs. Los Angeles (2/13)... Scored GWG vs. Montreal (1/27)... Returned to action @ Atlanta (1/20)... Sat out four games (Boston, 1/12, to N.Y. Islanders, 1/17) with hip flexor injury... Registered first-ever NHL hat trick in 7-1 win vs. Washington (12/31)... He and Miroslav Satan became first Sabres to record a hat trick in same game since Alexander Mogilny and Yuri Khmylev on Dec. 31, 1992 vs. N.Y. Rangers... Netted GWG @ Chicago (12/03) for fourth point (2+2) in three games... Scored goal @ Nashville (11/29)... Had two assists vs. Florida (11/28) for first multi-point game of season... Performance marked seventh time with two assists in his

### CAREER: con't

career... Scored his third goal of season @ Tampa Bay (11/22)... Recorded game-tying goal vs. New Jersey (11/12)... Scored his first goal of season vs. Atlanta (11/05), his sixth career goal vs. Thrashers - most vs. any opponent... Led team with four shots on goal @ Calgary (10/18)... **2002-03:** Missed season's first 46 games after suffering a concussion during offseason training... Returned to lineup in 4-0 win vs. Toronto (1/24)... Scored first goal @ Tampa Bay (2/23)... Added second goal of year, a PPG, @ Florida (2/24)... Scored goals vs. Philadelphia (3/18), vs. Colorado (3/24) and @ Carolina (3/29)... Goals vs. Philadelphia and @ Carolina were game-winners... Had two assists @ Boston (4/5) for first multi-point game of season. **2001-02:** Set career highs with 21 goals and 40 points... Recorded two points (0+2) including assist on Erik Rasmussen's OT/GWG vs. Ottawa (3/24)... Scored goal and had PPA in 5-1 win vs. Detroit (3/10)... Scored goal and assisted on Rhett Warrener's GWG in 4-3 win vs. Boston (3/01)... Established career high with 17th goal of season in 2-2 tie @ Carolina (1/29)... Missed game vs. Pittsburgh (1/10) with flu... Recorded first career SHG and added assist vs. Carolina (12/31)... Had career-long six-game point streak from @ Dallas (12/12) to @ Toronto (5+4)... Scored goal and assist vs. Chicago (12/19)... Tied career high with two goals in 3-2 (OT) win vs. Carolina (12/14). **2000-01:** Tied for team high five GWG... Scored goal in 4-0 win vs. Atlanta (3/30)... Had four-game point streak (2+4) from @ Atlanta (2/13) to vs. Ottawa (2/19)... Had goal (on PP) and assist in 5-1 win vs. New Jersey (2/17)... Scored OT goal (seventh career GW) for second-straight game in 2-1 win @ Ottawa (2/10)... Scored first-ever OT goal (sixth career GW) in 2-1 win vs. N.Y. Islanders (2/07)... Had five-game point streak (4+3) from vs. N.Y. Islanders (1/09) to vs. Minnesota (11/17)... Scored two PPGs in 3-2 (OT) win vs. Calgary (11/13)... Had three-game point streak (1+2) from vs. Chicago (10/05) to @ Edmonton (10/13)... Scored GW goal in 4-2 victory vs. Chicago (10/5)... **2001 Playoffs:** Scored goal in Game Six @ Pittsburgh (5/08)... Recorded postseason career-best two assists in 4-1 win in Game Three @ Pittsburgh (4/30)... Scored first playoff goal in Game Five @ Philadelphia (4/19)... Multi-point games: 1. **1999-00:** Finished tied for eighth in rookie points (34) and tied for eighth in rookie goals (16)... Had three-game point streak (2+2) snapped in 5-1 win @ Carolina (3/27)... Had two assists in 4-2 win vs. Calgary (3/23) for eighth multi-point game of season/career... Registered GWG in 4-1 win vs. Montreal (3/20)... Scored goal (on PP) in 5-1 win @ Calgary (3/18)... Scored goal (on PP) and added assist vs. Montreal (3/10)... Received game misconduct for spearing Edmonton's Roman Hamrik (2/13)... Tallied goal and assist vs. New Jersey (1/06)... Scored two goals in 8-1 win vs. Toronto (1/01)... Had three-game point streak (2+1), from vs. Chicago (12/10) to vs. Florida (12/17), marking longest of career... Scored GWG in 2-1 win vs. Chicago (12/10)... Scored two goals (1 ENG) and added an assist in 4-0 win @ Atlanta (11/19)... Recorded goal for second-straight game @ Tampa Bay (11/12)... Scored first career NHL goal and added assist (on PP) in first NHL game, a 6-2 win vs. Boston (11/10)... Led AHL in rookie scoring (15 GP, 18 points (6+12), 8 PIM, +5 with 2 GWG) at time of recall... Multi-point games: 8. **1998-99:** Selected Top Forward at 1999 World Junior Championships... Recorded 16 points in 16 playoff games with Dynamo. **1997-98:** Scored five points in seven games at the 1998 World Junior Championships. **1996-97:** Scored gold medal-winning goal for Russia in OT at 1997 World Junior Championships.

### REGULAR SEASON


### PLAYOFFS

Season	Team	League	GP	G	A	TP	+/-	PIM	PP	SH	GW	GT	S	S%	GP	G	A	TP	PIM	
1995-96	Mosc. D'amo	Rus-2																		
	Mosc. D'amo	CIS	1	0	0	0	0	0	0	0	0	0	0							
1996-97	Mosc. D'amo	Russia	29	6	5	11	10	10	0	0	0	0	0		4	0	2	2	0	
1997-98	Russia	WJC-A	7	3	2	5	4	4	0	0	0	0	0							
	Mosc. D'amo	EuroHL	6	3	1	4	27	0	0	0	0	0	0							
	Mosc. D'amo	CIS	35	10	5	15	53	0	0	0	0	0	0							
1998-99	Mosc. D'amo	CIS	38	8	13	21	24	0	0	0	0	0	0		16	10	6	16	14	
	Russia	WJC-A	7	3	5	8	0	0	0	0	0	0	0							
1999-00	Rochester	AHL	15	6	12	18	5	8	0	0	2	0	60	10.0						
	Buffalo	NHL	65	16	18	34	-4	41	2	0	2	0	128	12.5	5	0	1	1	2	
2000-01	Buffalo	NHL	78	14	22	36	1	40	3	0	5	0	190	12.1	11	2	3	5	4	
2001-02	Buffalo	NHL	81	21	19	40	-9	69	3	1	0	0	234	9.0						
2002-03	Buffalo	NHL	35	5	6	11	-12	21	2	0	2	0	77	6.5						
2003-04	Buffalo	NHL	73	17	14	31	-4	57	3	0	4	1	148	11.5						
2004-05	Dynamo	Russia	36	13	14	27	7	91	0	0	0	0	0							
<b>NHL Totals</b>			<b>332</b>	<b>73</b>	<b>79</b>	<b>152</b>	<b>-28</b>	<b>228</b>	<b>13</b>	<b>1</b>	<b>13</b>	<b>1</b>	<b>777</b>		<b>9.39</b>	<b>16</b>	<b>2</b>	<b>4</b>	<b>6</b>	<b>6</b>
<b>Buffalo Totals</b>			<b>332</b>	<b>73</b>	<b>79</b>	<b>152</b>	<b>-28</b>	<b>228</b>	<b>13</b>	<b>1</b>	<b>13</b>	<b>1</b>	<b>777</b>		<b>9.39</b>	<b>16</b>	<b>2</b>	<b>4</b>	<b>6</b>	<b>6</b>





# 48



## DANIEL BRIERE CENTER

BORN: Oct 6, 1977 - GATINEAU, QUE.  
SHOTS: RIGHT  
HEIGHT: 5'10" WEIGHT: 178 LBS.



LAST AMATEUR CLUB: DRUMMONDVILLE (QMJHL)  
HOW ACQUIRED: ACQUIRED FROM PHOENIX ALONG WITH PHOENIX'S THIRD ROUND SELECTION IN THE 2004 NHL DRAFT ON MARCH 11, 2003, IN EXCHANGE FOR CHRIS GRATTON AND BUFFALO'S FOURTH ROUND PICK IN 2004.

### vs. NHL

Team	GP	G	A	TP	PIM
Anaheim	19	7	8	15	20
Atlanta	10	5	7	12	6
Boston	11	3	7	10	8
Buffalo	8	2	1	3	4
Calgary	12	5	4	9	18
Chicago	13	2	2	4	4
Colorado	12	6	1	7	6
Columbus	15	2	5	7	12
Dallas	9	2	5	7	4
Detroit	14	3	4	7	8
Edmonton	12	2	5	7	24
Florida	9	4	4	8	6
Los Angeles	17	7	12	19	12
Minnesota	10	1	1	2	8
Montreal	13	4	5	9	6
Nashville	15	2	6	8	12
New Jersey	13	2	0	2	2
N.Y. Islanders	8	2	0	2	2
N.Y. Rangers	11	4	4	8	0
Ottawa	11	1	5	6	4
Philadelphia	10	5	3	8	4
Phoenix	1	1	0	1	0
Pittsburgh	13	4	3	7	10
San Jose	16	5	5	10	6
St. Louis	14	5	5	10	6
Tampa Bay	9	4	4	8	6
Toronto	10	3	2	5	10
Vancouver	12	3	1	4	6
Washington	10	3	4	7	2
<b>NHL Totals</b>	<b>354</b>	<b>105</b>	<b>118</b>	<b>223</b>	<b>228</b>

### CAREER HIGHS

**Goals:** 2, several times. Most recent, 2/10/04 vs. San Jose  
**Assists:** 3, 10/24/03 @ Anaheim  
**Points:** 3, six times. Most recent, 2/10/04 vs. Tampa Bay (1+2)  
**Penalty Minutes:** 4, six times. Most recent, 2/25/04 @ New Jersey  
**Longest Point Streak:** 8 games, twice, 3/19/02 @ Boston to 4/1/02 St. Louis (4+9) and 1/26/02 @ Columbus to 2/12/02 Calgary (7+5)

### 2004-05 SEASON:

Played with SC Bern in the Swiss "A" League, leading the team in scoring with 46 points (17+29) in 36 games.

### CAREER:

**2003-04:** Led Sabres in scoring (28+37)...Set career-highs in assists (37) and points...Tied for team lead with 11 power-play goals...Recorded 16 multi-point games...Named alternate captain for March...Credited with goal and assist @ Montreal (4/03)...Scored a point in 13 of last 16 games...Picked up assist @ Pittsburgh, his 350th (3/17)...Recorded a PPG and an assist vs. Toronto (3/15)...Picked up goal and assist @ NHL game...Named alternate captain for March and December...Netted 11th PPG in NHL game...Named alternate captain for March and December...Netted 11th PPG in NHL game vs. Pittsburgh (3/26)...Ran scoring streak to seven games with assist @ Atlanta (3/17)...Recorded a PPG and an assist vs. Toronto (3/15)...Picked up goal and assist @ Boston (3/13)...Netted goal @ Washington (3/10)...Goal was his 100th in his NHL career...Credited with ninth PPG @ Toronto (3/06)...Netted OT/GWG and two assists vs. Tampa Bay (2/20)...Picked up goal and two assists in win over Atlanta (2/16) for 13th multi-point game of season...Runner-up for NHL Offensive Player of the Week (2/16)...Recorded PPG and two assists in win over Los Angeles (2/13)...Had two goals, (2/16)...Recorded PPG and two assists in win over Los Angeles (2/13)...Second two-goal game of season PP and other the game winner, vs. San Jose (2/10)...Second two-goal game of season...Named captain for February (2/04)...Recorded two PP points (1+1) @ N.Y. Rangers...Named captain for third-straight game with PP tally vs. Philadelphia (1/30)...Scored goal for eighth multi-point game of season...Recorded goal and added assist and added PPA for eighth multi-point game of season...Recorded goal and added assist vs. Anaheim (1/02)...Netted the GWG @ Washington (12/27) and assisted on Jochen Hecht's empty net tally...Scored his 10th goal of season vs. Detroit (12/10)...Appeared in his 300th NHL contest vs. Tampa Bay (12/06)...Scored PPG vs. Phoenix (12/04)...Recorded goal and assist (on GWG) @ Chicago (12/03) for his fifth multi-point game of season...Netted two goals in win vs. Florida (11/28)...Netted goal @ New Jersey (11/19)...Goal was fourth in seven games...Scored goal against Pittsburgh

### CAREER: cont

(11/14)...Netted PPG vs. Montreal (11/07)...Scored second goal of season vs. Atlanta (11/05)...Recorded career-best three assists in win @ Anaheim (10/24)...Had goal and assist in win vs. Dallas (10/13) **2002-03:** Finished season with Buffalo, scoring 12 points in 14 games...Recorded fourth multiple-point game as Sabre with goal and assist @ Boston (4/05)...Recorded PPG and assist vs. Atlanta (4/02)...Recorded PPG and PPA @ Carolina (3/29)...Assisted on two goals including Hecht's GWG vs. Montreal (3/28)...Scored the GW/PPG vs. Florida (3/26)...Recorded tying goal (on PP) in a 4-3 OT win vs. Colorado (3/24)...Scored PPG in 5-2 win Philadelphia (3/18)...Scored first goal as Sabre (unassisted) vs. Tampa Bay (3/14)...Played first game as Sabre vs. Carolina (3/12)...Finished with 11 multiple-point games **With Phoenix:** The Coyotes were 19-8-5-2 when he registered a point...Scored GWG in 2-1 win at Chicago (2/20)...Had first three-point game of season (1+2) and won 18 of 23 faceoffs (78 percent) at Los Angeles (2/05)...Had three-game point streak (3+3), 1/20-1/24...Scored two goals against San Jose (1/20)...Posted four-game point streak (2+3) from 12/26 to 1/01...Scored GTG @ Anaheim (11/27)...Had four-game assist/point streak (1+5) 11/15-22...Scored PP/GWG in OT vs. Nashville (11/03)...Played in 200th NHL Game at N.Y. Rangers (10/28) **2001-02:** Set career highs in goals, assists, penalty minutes, games played, PPGs, PPA (10) and PP points (22)...Led NHL in shooting percentage (21.5 percent)...Ranked tied for 10th in the league in PPGs...Led the Coyotes in goals, PPGs and faceoff win percentage...Finished second on the team in points, PP points and multiple-point games (16); tied for second in GWGs (5) and fourth in PPA's...Finished season with 15+19 in his last 32 games and 22+24 in last 45 games...Nominated for the NHL's Bill Masterton Trophy by Phoenix chapter of the Professional Hockey Writers' Association...Coyotes were 26-10-2-5 when he recorded a point and 16-5-2-3 when he scored a goal...Reached 20-goal and 30-goal plateaus for first time in his career...Became only fourth Coyote to reach 30 goals since 1996...His 16 multiple-point games almost tripled the total (6) he had prior to 2001-02...Recorded 100th NHL point vs. Nashville (4/14)...Had two eight-game point streaks: 3/19-4/01 (4+4) and 1/26-2/12 (7+5)...Had six-game assist streak (3+8) from 3/22 to 4/01...Maintained five-game goal streak (5+2) from 1/26 to 2/06...Had five-game point streak (4+2) from 1/9-21...Collected career high 2+1 and +4 vs. St. Louis (4/1)...Recorded 1+1, including 50th career goal (GWG), at Anaheim (3/27)...Scored two goals, including OT/GWG, vs. Calgary (2/12)...Scored two goals in 17-second span vs. Detroit (1/15)...**2002 Playoffs:** Finished second on team in scoring (2+1) in five games and tied for first in goals. **2000-01:** Split season between Phoenix and Springfield Falcons (AHL)...Recalled from Springfield 1/07...Played 30 games with Phoenix, recording 15 points (11+4)...Runner-up for NHL Player of the Week (1/15-21) with 5+1 in four games...Had career-high, six-game goal streak (7+1) from 1/12-21...Tied for the second-longest goal streak in NHL...Led Coyotes in shooting percentage (25.6 percentage)...Second on team in PPGs (9) and sixth in PP points (9+3)...Played in 100th NHL game vs. Edmonton (2/09)...Named to the AHL All-Star Team (Canadian) as a member of Springfield...Named AHL Player of the Week (period ending 12/24) with six goals in two games...Scored four goals in game (including 3 PPGs in third period) vs. Portland (12/22)...Became Springfield's all-time leading scorer, surpassing Rob Murray 12/15. **1999-2000:** In three stints with Phoenix, registered 1+1 in 13 games...In 58 games with Springfield (AHL), collected 71 points (29+42) and +14 rating...Won Coyotes' fastest skater contest (14:05 seconds) at the Superskills Challenge 1/21...Recalled to Phoenix 4/08...Made NHL playoff debut in Game Two at Colorado (4/15)...Ranked tied for 12th in the AHL in points (71) and T-10th in GWGs (6)...Ranked third on Springfield in goals; second in assists and points; fifth in PPGs and first in GWGs. **1998-99:** Began season with Phoenix but suffered concussion in preseason, missing two games before being reassigned to Las Vegas (IHL), 10/19...Recalled to Phoenix, 10/23...Reassigned to Springfield, 3/18...Played in 64 games with Phoenix, registering 22 points (8+14). **1997-98:** In first pro season, played with Springfield until recalled by Phoenix, 3/18...Appeared in first NHL game vs. Colorado (3/19)...Scored first NHL goal in second game at Los Angeles (3/21) but later suffered bruised shoulder and missed five games...At Springfield, finished fourth in AHL in goals (36), fourth in points (92) and sixth in assists (56) in 68 games...Won Dudley "Red" Garrett Memorial Award as AHL's Rookie of the Year...Led all AHL rookies with 36 goals, 56 assists and 92 points...Led Falcons in every offensive category and set franchise records for assists and points...Named to AHL All-Star first team and selected to All-Star Classic (Canadian All-Stars)...Named October's AHL Rookie of the Month (6+7 in 9 games)...Won AHL Player of the Week (3+6 in 4 games). **1996-97:** In final season with Drummondville (QMJHL), led Voltigeurs in scoring for third consecutive season...Ranked third in QMJHL in scoring with 130 points in 59 games. **1995-96:** Led in QMJHL in scoring with 163 points in 67 games...Became only fourth player in history (Mario Lemieux, Dale Hawerchuk, Pat LaFontaine) to lead the QMJHL in goals, assists and points...Named to QMJHL Second All-Star Team. **1994-95:** Finished third in QMJHL with 123 points in 72 games...Named QMJHL Offensive Rookie of the Year and QMJHL Scholastic Player of the Year.

### REGULAR SEASON

Season Team	League	GP	G	A	TP	+/-	PIM	PP	SH	GW	GT	S	%
1994-95 Drummondville	QMJHL	72	51	72	123	-	54	-	-	-	-	-	-
1995-96 Drummondville	QMJHL	67	67	96	163	-	84	-	-	-	-	-	-
1996-97 Drummondville	QMJHL	59	52	78	130	-	86	-	-	-	-	-	-
1997-98 Springfield	AHL	68	36	56	92	-	42	-	-	-	-	-	-
Phoenix	NHL	5	1	0	1	2	0	0	0	0	4	25.0	-
1998-99 Phoenix	NHL	64	8	14	22	3	30	2	0	2	0	90	8.9
Springfield	AHL	13	2	6	8	-	20	-	-	-	-	-	-
Las Vegas	IHL	1	1	1	2	-	0	-	-	-	-	-	-
1999-00 Springfield	AHL	58	29	42	71	-	56	-	-	-	-	-	-
Phoenix	NHL	13	1	1	2	0	0	0	0	0	0	9	11.1
2000-01 Springfield	AHL	30	21	25	46	-	30	-	-	-	-	-	-
Phoenix	NHL	30	11	4	15	-	12	9	0	1	0	43	25.6
2001-02 Phoenix	NHL	78	32	28	60	6	52	12	0	5	0	149	21.5
2002-03 Phoenix	NHL	68	17	29	46	-	50	4	0	3	1	142	12.0
Buffalo	NHL	14	7	5	12	-	12	5	0	1	1	39	17.9
2003-04 Buffalo	NHL	82	28	37	65	-	70	11	0	3	0	194	14.4
2004-05 SC Bern	Swiss	36	17	29	46	-	26	-	-	-	-	-	-
<b>NHL Totals</b>		<b>354</b>	<b>105</b>	<b>118</b>	<b>223</b>	<b>-20</b>	<b>228</b>	<b>43</b>	<b>0</b>	<b>15</b>	<b>2</b>	<b>670</b>	<b>15.7</b>
<b>Buffalo Totals</b>		<b>96</b>	<b>35</b>	<b>42</b>	<b>77</b>	<b>-27</b>	<b>82</b>	<b>16</b>	<b>0</b>	<b>4</b>	<b>1</b>	<b>233</b>	<b>15.0</b>

### PLAYOFFS

GP	G	A	TP	PIM
4	2	3	5	2
-	-	-	-	-
-	-	-	-	-
4	1	2	3	4
-	-	-	-	-
-	-	-	-	-
3	0	1	1	2
-	-	-	-	-
1	0	0	0	0
-	-	-	-	-
5	2	1	3	2
-	-	-	-	-
-	-	-	-	-
11	1	6	7	2
-	-	-	-	-
6	2	1	3	2
-	-	-	-	-
-	-	-	-	-



# 51



## BRIAN CAMPBELL DEFENSE

BORN: MAY 23, 1979 - STRATHROY, ONT.  
SHOOT: LEFT  
HEIGHT: 6'0" WEIGHT: 190 LBS.



LAST AMATEUR CLUB: OTTAWA (OHL)  
HOW ACQUIRED: BUFFALO'S SIXTH-ROUND CHOICE (156TH OVERALL) IN THE 1997 NHL ENTRY DRAFT.

### vs. NHL

Team	GP	G	A	TP	PIM
Anaheim	2	0	0	0	2
Atlanta	9	0	2	2	4
Boston	9	0	1	1	4
Calgary	2	0	0	0	2
Carolina	8	0	3	3	2
Chicago	2	0	0	0	6
Colorado	2	0	2	2	2
Columbus	2	0	0	0	0
Dallas	2	1	0	1	0
Detroit	5	0	2	2	2
Edmonton	1	0	0	0	0
Florida	8	1	1	2	0
Los Angeles	2	0	1	1	0
Minnesota	3	0	1	1	2
Montreal	10	2	2	4	2
Nashville	3	0	0	0	0
New Jersey	8	0	1	1	8
N.Y. Islanders	8	0	2	2	0
N.Y. Rangers	8	0	5	5	0
Ottawa	16	2	2	4	4
Philadelphia	9	0	0	0	6
Phoenix	4	0	0	0	0
Pittsburgh	6	0	1	1	2
San Jose	2	0	0	0	0
St. Louis	4	0	0	0	0
Tampa Bay	9	1	2	3	0
Toronto	12	1	2	3	2
Vancouver	1	0	0	0	0
Washington	10	1	2	3	0
<b>NHL Totals</b>	<b>167</b>	<b>9</b>	<b>32</b>	<b>41</b>	<b>50</b>

### CAREER HIGHS

**Goals:** 1, nine times. Most recent, 4/3/04 @ Montreal  
**Assists:** 2, three times. Most recent, 2/16/04 vs. Atlanta  
**Points:** 2, six times 3/05/04 @ Toronto (1+1)

**Penalty Minutes:** 4, three times. Most recent, 2/16/04 vs. Atlanta.

**Longest Point Streak:** Four games, 2/14/04 @ Toronto to 2/20/04 vs. Tampa Bay (1+4)

### 2004-05 SEASON:

Played with Joriker Helsingki in the Finnish League, collecting 25 points (12+13) in 44 games.

### CAREER:

**2003-04:** Posted four-game scoring streak to set career high...Netted third goal of season @ Montreal (4/03) to tie career high...Recorded goal and assist @ Toronto (3/06) for second multi-point game of season...Netted first goal of season vs. Tampa Bay (2/20) to extend scoring streak to career-best four games... (Previous - from 2/19 to 2/23, 2003)...Picked up assist for third-straight game with helper vs. Florida (2/18)...Recorded two assists vs. Atlanta straight game with helper vs. Florida (2/18)...Recorded two assists vs. Atlanta (2/16)...Performance marked third time with two assists in one game (vs. N.Y. Rangers, 2/15/03 and vs. Colorado, 3/24/03)...Skated a few shifts at forward and at defense @ Carolina (12/29)...Had PPA vs. N.Y. Rangers (12/12)...Assist was second in as many games...Recorded first assist of season on Jochen Hecht's goal vs. Detroit (12/10)...Was +1 and took a season-high three shots vs. Phoenix (12/04)...Appeared in his 125th career NHL game @ New Jersey (11/19)...Had shot on goal and team-high 28 shifts @ Edmonton (10/16)...Appeared in 23 shifts vs. Dallas (10/13)...Made season debut vs. N.Y. Islanders (10/11), recording one shot on goal...**2002-03:** Recorded two assists, including one on Hecht's OT/GWG, vs. Colorado (3/24)...Two points tied career best...Assisted on goal vs. Tampa Bay (3/14)...Had assist @ N.Y. Islanders (3/01)...Scored goal vs. Dallas (2/28)...Had PPA in 4-1 win @ Tampa Bay (2/23)...Assisted on Eric Boulton's goal vs. Los Angeles (2/21)...Had lone

### CAREER: cont

assist on Miroslav Satan's GWG in 2-1 (OT) win vs. Montreal (2/19)...Assisted on two goals in 5-4 win vs. N.Y. Rangers (2/15)...Had assist @ Ottawa (1/25)...Assisted on Satan's PPG in 6-3 win vs. Carolina (1/03)...Had assist vs. Minnesota (12/28)...Assisted on Ales Kotalik's goal in 4-2 win vs. Washington (12/07)...Had PPA in 4-1 win @ N.Y. Rangers (12/06)...Recorded first point of season with assist @ New Jersey (11/19). **2001-02:** Missed final six games of season with grade-two shoulder separation...Played in a career-high 29 games, recording career-best three goals and six points...Scored tying goal and assisted on OT/GWG vs. Ottawa (3/24)...Set career high for goals in season with second of season vs. Ottawa (3/19)...Recorded second career goal vs. Montreal (3/08)...Recorded first point of season with assist on Erik Rasmussen's first-period goal in 5-0 win @ N.Y. Islanders (3/07)...Recalled to Buffalo, 3/02...Reassigned to Rochester, 12/05...Played in 14 games with the Sabres from 10/27 to 12/04...Played first game of season @ New Jersey (10/27)...Recalled by Sabres 10/26...**With Rochester:** Led Rochester defensemen and finished fifth overall with 37 points (2+35) in 45 games...Set career bests in assists and points in a season...Had three-game point streak (0+7) from vs. Hartford (2/08) to vs. Cincinnati (2/10)...Recorded 13 points (1+12) in seven games from vs. Worcester (1/30) to vs. Cincinnati (2/10)...Registered career-high four points with four assists in 5-4 OT win @ Hershey (2/09)...Played in 200th professional game @ Wilkes-Barre/Scranton (2/06)...Collected three assists @ Philadelphia (2/03)...Played in 150th game as an Amerk vs. Philadelphia (12/30)...Recorded 50th assist as an Amerk @ Wilkes-Barre (10/06). **2000-01:** Tied for team lead in points among Amerks defensemen (32) and was eighth overall...Played eight games with Sabres...Member of 2001 AHL Canadian All-Star Team. **1999-00:** Reassigned to Rochester, 12/29...Had assist vs. Detroit (12/28)...Recalled from Rochester, 12/20...Reassigned to Rochester, 10/27...Tallied assist on first Sabre goal in 7-3 win vs. Carolina (10/22)...Recalled from Rochester, 10/18...Assigned to Rochester, 10/15...Scored first NHL/career point (PPA) and first NHL/career goal vs. Washington (10/08)...Also first career multi-point game...Played in first NHL/career games at Detroit (10/02)...Finished second in scoring among Rochester defensemen. **1998-1999:** Selected OHL's Most Outstanding Player...Won Memorial Cup with Ottawa...Led OHL defensemen in scoring with 87 points (12+75). 1997-98: Tallied 15 points in 13 games with Ottawa (OHL).



### REGULAR SEASON

### PLAYOFFS


Season Team	League	GP	G	A	TP	+/-	PIM	PP	SH	GW	GT	S	%	GP	G	A	TP	PIM	
1995-96 Ottawa	OHL	66	5	22	27	-	23	-	-	-	-	-	-	-	4	0	1	1	2
1996-97 Ottawa	OHL	66	7	36	43	-	12	-	-	-	-	-	-	-	24	2	11	13	8
1997-98 Ottawa	OHL	66	14	39	53	-	31	-	-	-	-	-	-	-	13	1	14	15	0
1998-99 Ottawa	OHL	62	12	75	87	-	27	-	-	-	-	-	-	-	9	2	10	12	6
Canada WJC	WJC	7	1	1	2	-	4	-	-	-	-	-	-	-	-	-	-	-	-
Rochester AHL	AHL	-	-	-	-	-	-	-	-	-	-	-	-	-	2	0	0	0	0
1999-00 Rochester	AHL	67	2	24	26	-4	22	1	0	0	0	113	1.8	21	0	3	3	0	
Buffalo NHL	NHL	12	1	4	5	-2	4	0	0	0	0	10	10.0	-	-	-	-	-	
2000-01 Rochester	AHL	65	7	25	32	6	24	3	2	1	0	152	4.6	4	0	1	1	0	
Buffalo NHL	NHL	8	0	0	0	0	0	0	0	0	0	0	0.0	-	-	-	-	-	
2001-02 Rochester	AHL	45	2	35	37	9	13	1	0	0	0	115	1.7	-	-	-	-	-	
Buffalo NHL	NHL	29	3	3	6	0	12	0	0	0	0	30	10.0	-	-	-	-	-	
2002-03 Buffalo	NHL	65	2	17	19	-8	20	0	0	1	0	90	2.2	-	-	-	-	-	
2003-04 Buffalo	NHL	53	3	8	11	-8	12	0	0	0	0	45	6.7	-	-	-	-	-	
2004-05 Joriker	Finland	44	12	13	25	14	12	-	-	-	-	-	-	-	-	-	-	-	
<b>NHL Totals</b>		<b>167</b>	<b>9</b>	<b>32</b>	<b>41</b>	<b>-18</b>	<b>48</b>	<b>0</b>	<b>0</b>	<b>1</b>	<b>0</b>	<b>175</b>	<b>5.1</b>	<b>-</b>	<b>-</b>	<b>-</b>	<b>-</b>	<b>-</b>	
<b>Buffalo Totals</b>		<b>167</b>	<b>9</b>	<b>32</b>	<b>41</b>	<b>-18</b>	<b>48</b>	<b>0</b>	<b>0</b>	<b>1</b>	<b>0</b>	<b>175</b>	<b>5.1</b>	<b>-</b>	<b>-</b>	<b>-</b>	<b>-</b>	<b>-</b>	







# 23



## CHRIS DRURY CENTER

BORN: AUG 20, 1976 - TRUMBULL, CONN.  
SHOOTS: RIGHT  
HEIGHT: 5'10" WEIGHT: 180 LBS.



LAST AMATEUR CLUB: BOSTON UNIVERSITY (NCAA HOCKEY EAST)  
HOW ACQUIRED: ACQUIRED FROM CALGARY WITH STEVE BEGIN  
ON JULY 3, 2003, IN EXCHANGE FOR RHETT  
WARRENER AND STEVE REINPRECHT.

### VS. NHL

Team	GP	G	A	TP	PIM
Anaheim	20	9	9	18	10
Atlanta	10	2	9	11	7
Boston	15	3	11	14	10
Buffalo	7	2	2	4	4
Calgary	22	7	10	17	10
Carolina	9	2	5	7	2
Chicago	20	11	7	18	9
Colorado	6	1	2	3	8
Columbus	12	3	6	9	2
Dallas	22	3	6	9	10
Detroit	22	6	5	11	16
Edmonton	28	8	6	14	37
Florida	11	3	4	7	19
Los Angeles	21	8	10	18	10
Minnesota	16	5	6	11	12
Montreal	14	3	6	9	24
Nashville	20	2	8	10	4
New Jersey	13	2	4	6	6
N.Y. Islanders	12	3	4	7	2
N.Y. Rangers	13	3	9	12	8
Ottawa	12	3	2	5	2
Philadelphia	12	3	9	12	10
Phoenix	19	4	4	8	18
Pittsburgh	11	3	6	9	2
San Jose	21	8	8	16	6
St. Louis	21	4	9	13	8
Tampa Bay	10	3	5	8	4
Toronto	13	4	5	9	10
Vancouver	28	7	18	25	18
Washington	10	1	7	8	2
<b>NHL Totals</b>	<b>470</b>	<b>126</b>	<b>202</b>	<b>328</b>	<b>290</b>

### CAREER HIGHS

**Goals:** 2, seven times. Most recent, 3/03/04 vs. Ottawa  
**Assists:** 4, 3/04/00 @ Calgary  
**Points:** 4, twice, 3/04/00 @ Calgary and 4/3/02 vs. Atlanta  
**Penalty Minutes:** 19, 10/07/01 at Edmonton  
**Longest Point Streak:** 7, 10/22/00 vs. Edmonton to 11/5/00 vs. New Jersey (4+4) & 10/13/04 vs. Dallas to 10/26/04 @ Colorado (2+7)

### 2003-04 SEASON:

Twice named captain during season (March, November)...Tied career-best scoring streak with seven-game string...Posted second-straight (and fourth overall) season with 30+ assists...Credited with two assists @ N.Y. Rangers (3/31) - fourth-straight two-point game...Scored goal and added assist vs. Pittsburgh (3/26) and @ Pittsburgh (3/27)...Returned to action @ Florida (3/20)...Suffered first-period concussion vs. Toronto (3/15) and missed @ Atlanta (3/17) and @ Tampa Bay (3/18)...Named March captain (3/03) and responded with six points (2+4) in first four games with the "C"...Picked up two assists @ Washington (3/10)...Picked up first two-goal game as Sabre vs. Ottawa (3/03)...Performance was seventh two-goal outing of career...Recorded goal and PPA vs. N.Y. Islanders (2/27)...Netted goal for second-straight game with PP tally @ Toronto (2/14)...Scored 12th goal of season with tally vs. Los Angeles (2/13)...Scored third-period goal vs. Boston (2/05)...Recorded goal and assist @ N.Y. Rangers (1/30) and vs. Montreal (1/27)...Recorded season-best three points (1+2) vs. Philadelphia (1/13)...Scored goal eighth seconds after Philadelphia took a 1-0 lead and assisted on tying and go-ahead goals by Curtis Brown vs. Flyers...Goal marked his 300th NHL point...Netted goal @ Toronto (1/03)...Scored SHG and added assist vs. Anaheim (1/02)...Returned to action @ Carolina (12/29)...Suffered shoulder injury @ Pittsburgh (12/16) and missed from New Jersey (12/19) to @ Washington (12/27)...Scored goal @ Minnesota (12/13)...Recorded third two-assist game of season in win over Washington (11/26)...Scored goal in win over Carolina (11/21)...Recorded his 175th career assist on James Patrick's goal @ Ottawa (11/01)...Scored PPG vs. Toronto (10/30)...Career-best tying seven-game scoring streak (2+7) snapped vs. Minnesota (10/28)...Other seven-game streak was 10/22/00 vs. Edmonton, to 11/05/00 vs. New Jersey (4+4) while at Colorado...Scored GWG @ Colorado (10/27)...Game against Canucks was his 400th in NHL...Scored first goal as Sabre @ Edmonton (10/16) on PP...Had assist on Kotalik's goal (Sabres' first of season) vs. Dallas (10/13)...Made Sabres' debut and won 14-of-19 faceoffs @ Philadelphia (10/09).

### CAREER STATS:

**2002-03:** Ranked third on Flames in points (53), fourth in assists (30) and second in goals (23)...Scored the opening goal vs. Los Angeles (4/04)...Scored GTG vs. San Jose (4/02)...Recorded 50th point with assist vs. Phoenix (3/24)...Scored PPG @ Columbus (3/08)...Scored 20th goal of season (also the game-winner) @ Chicago (3/07)...Scored goal, added assist and went +3 vs. New Jersey (3/05)...Scored two goals (including the game-winner), added assist and went +3 vs. San Jose (3/01)...Scored PPG on vs. Vancouver (2/15)...Scored GTG vs. Chicago (2/06)...Scored GWG vs. Edmonton (1/20)...Recorded three PPAs vs. Tampa Bay (1/02)...Scored PPG and added assist vs. Carolina (12/12)...Recorded game-winner for the second consecutive game @ New Jersey (11/05)...Scored GWG @ N.Y. Islanders (11/04)...Scored SHG vs. Buffalo (10/31)...Scored goal to force overtime @ Minnesota (10/22)...Scored two goals and added assist @ Chicago (10/19)...Posted three PPAs (first Flame points) vs. Philadelphia (10/12)...Made Calgary debut vs. Vancouver (10/10)...Acquired from Colorado with Stephane Yelle in exchange for Dean McAmmond, Derek Morris and Jeff Shantz (10/01). **2001-02:** Appeared in all 82 games for the second time in Colorado career, scoring 46 points (21+25)...Ranked second on team in shots and first in face-off percentage...Tied for second on team in goals (21) and led in GWGs...Team went 18-0-1 when he scored...**2002 Playoffs:** Scored 12 points (5+7), along with 10 penalty minutes in 21 playoff games...Scored GWG in Game Seven vs. Los Angeles...Recorded four-game point streak (2+3) during that series...Scored third career OT playoff goal in Game Two @ Detroit. **2000-2001:** Set career high with 24 goals...Scored GTG vs. Nashville (10/25) with 1:52 remaining...Scored GTG @ Toronto (2/17)...Scored with 12 seconds remaining, forcing overtime, @ Detroit (1/7)...Netted game's lone goal with 4:39 remaining @ Calgary (3/29)...Tallied his 20th goal of the season @ Phoenix (3/04)...**2001 Playoffs:** Set postseason career highs in games played (23), goals (11) and points (16)...Finished second among playoff goal scorers...Recorded seventh career playoff GWG in Game One vs. Vancouver with 1:07 remaining...Had three-game goal streak from Game Three vs. Vancouver to Game One vs. Los Angeles...Tallied four-game point streak (3+3) from Game Three goal streak from Game Two vs. Los Angeles. **1999-00:** Finished second in NHL in takeaways (107)...Recorded 10 shots on goal at Boston (10/11, 10/13)...Recorded a four-assist, +4 performance @ Calgary (3/07), marking 15th multi-point game of season...**2000 Playoffs:** Scored 14 points (4+10), along with 4 PIMs in 17 playoff games...Posted first multi-point playoff game (1+1) in Game Two vs. Detroit...Tallied second multi-point playoff game (1+1) in Game Four at Detroit, including second career OT goal...Scored sixth career GWG vs. Dallas. **1998-99:** Named NHL Rookie of the Year (Calder Trophy), finishing the season third among rookie goal scorers, but showed the best scoring production, netting a goal every 25 minutes played...Scored first NHL point (assist) @ Los Angeles (10/18), finishing game with (2+1), +3...Registered a season-best, five-game point streak (3+3) 12/27 to 1/4...Nine of his 20 goals either tied the game or was the GWG...**1999 Playoffs:** Scored 8 points (6+2), along with four penalty minutes in 19 games...Four of six goals were game-winners...Scored first career playoff goal (GWG) vs. Detroit in conference semifinals. **1997-98:** Named USA Hockey Magazine's College Player of the Year award and won the Hobey Baker Award...Received Hockey East Player of the Year, Top Defensive Forward and First Team All-Star honors...Finished collegiate career as all-time leading goal scorer (113) and third in points (214) in Boston University history. **1996-97:** Runner-up for the Hobey Baker Award...USA Hockey Magazine's College Player of the Year award...First-team All-American...Named to the NCAA Championship All-Tournament Team...Selected Hockey East Player of the Year and first-team Hockey East All-Star. **1995-96:** Hobey Baker Finalist...Named second-team All-American and to NCAA East Region All-Tournament team...Hockey East first-team All-Star.

### REGULAR SEASON


Season	Team	League	Regular Season											Playoffs					
			GP	G	A	TP	+/-	PIM	PP	SH	GWGT	S	%	GP	G	A	TP	PIM	
1994-95	Boston U.	Hockey East	39	12	15	27	—	38	—	—	—	—	—	—	—	—	—	—	—
1995-96	Boston U.	Hockey East	37	35	33	68	—	46	—	—	—	—	—	—	—	—	—	—	—
1996-97	Boston U.	Hockey East	41	38	24	62	—	64	—	—	—	—	—	—	—	—	—	—	—
1997-98	Boston U.	Hockey East	38	28	29	57	—	88	—	—	—	—	—	—	—	—	—	—	—
1998-99	Colorado	NHL	79	20	24	44	9	62	6	0	3	0	138	14.5	19	6	2	8	4
1999-00	Colorado	NHL	82	20	47	67	8	42	7	0	2	0	213	9.4	17	4	10	14	4
2000-01	Colorado	NHL	71	24	41	65	6	47	11	0	5	0	204	11.8	23	11	5	16	4
2001-02	Colorado	NHL	82	21	25	46	1	38	5	0	6	0	236	8.9	21	5	7	12	10
	United States	Olympics	6	0	0	0	—	0	—	—	—	—	—	—	—	—	—	—	—
2002-03	Calgary	NHL	80	23	30	53	-9	33	5	1	2	2	224	10.3	—	—	—	—	—
2003-04	Buffalo	NHL	76	18	35	53	8	68	5	1	2	0	152	11.8	—	—	—	—	—
	<b>NHL Totals</b>		<b>470</b>	<b>126</b>	<b>202</b>	<b>328</b>	<b>23</b>	<b>290</b>	<b>39</b>	<b>2</b>	<b>23</b>	<b>2</b>	<b>1167</b>	<b>10.8</b>	<b>80</b>	<b>26</b>	<b>24</b>	<b>50</b>	<b>22</b>
	<b>Buffalo Totals</b>		<b>76</b>	<b>18</b>	<b>35</b>	<b>53</b>	<b>8</b>	<b>68</b>	<b>5</b>	<b>1</b>	<b>2</b>	<b>0</b>	<b>152</b>	<b>11.8</b>	<b>—</b>	<b>—</b>	<b>—</b>	<b>—</b>	<b>—</b>







25



**MIKE GRIER**  
RIGHT WING

BORN: JAN 5, 1975 - DETROIT, MI  
SHOTS: RIGHT  
HEIGHT: 6'1" WEIGHT: 220 LBS.



LAST AMATEUR CLUB: BOSTON UNIVERSITY (NCAA - HOCKEY EAST)  
HOW ACQUIRED: ACQUIRED FROM WASHINGTON ON MARCH 9, 2004, IN EXCHANGE FOR JAKUB KLEPIS

**vs. NHL**

Team	GP	G	A	TP	PIM
Anaheim	28	5	1	6	14
Atlanta	13	4	5	9	0
Boston	18	2	6	8	16
Buffalo	17	3	5	8	18
Calgary	32	9	6	15	22
Carolina	21	5	3	8	13
Chicago	22	5	8	13	11
Colorado	31	4	9	13	11
Columbus	12	2	5	7	2
Dallas	25	3	1	4	20
Detroit	23	0	3	3	24
Edmonton	2	0	0	0	0
Florida	22	3	3	6	22
Los Angeles	28	5	4	9	26
Minnesota	13	4	3	7	4
Montreal	22	3	7	10	16
Nashville	17	6	3	9	6
New Jersey	17	3	4	7	10
N.Y. Islanders	16	2	2	4	6
N.Y. Rangers	16	3	3	6	2
Ottawa	17	2	2	4	2
Philadelphia	17	2	2	4	2
Phoenix	25	6	10	16	2
Pittsburgh	17	3	6	9	8
San Jose	27	3	10	13	32
St. Louis	24	4	4	8	4
Tampa Bay	22	3	7	10	26
Toronto	28	3	7	10	22
Vancouver	30	5	6	11	21
Washington	10	3	4	7	2
<b>NHL Totals</b>	<b>612</b>	<b>105</b>	<b>139</b>	<b>244</b>	<b>364</b>

**CAREER HIGHS**

**Goals:** 3, 3/20/99 vs. Vancouver  
**Assists:** 3, twice, 1/07/00 vs. Tampa Bay and 4/12/99 @ San Jose  
**Points:** 3, six times. Most recent, 3/10/04 @ Washington (1+2)  
**Penalty Minutes:** 20, 12/30/99 @ Los Angeles  
**Longest Point Streak:** 5 games, 10/21/98 @ N.Y. Islanders to 11/02/99 Vancouver (3+3)

**CAREER:**

**2003-04:** Made Sabres debut @ Washington (3/10) scoring one goal and two assists...Three-point outing tied career high...Skated team-high for wings/centers 22:56 vs. Toronto (4/02)...Appeared in 600th NHL career game vs. Boston (3/11). (With Washington): Missed one game due to a suspension (10/14 @ Montreal for actions 10/13 at Toronto, elbow)...Scored point in five of his last 13 games Feb. 12-March 6 (4+1)...Recorded point in three-straight games Feb. 12 games Feb. 12-March 6 (4+1)...Notched first SHG 15 (2+1), including a goal in back-to-back games Feb. 12-13...Notched first multi-point game since Dec. 19, 2002, vs. Boston (1+1)...Goal marked his 100th in NHL...Scored vs. New Jersey (1/01) to break a 36-game drought (last - N.Y. Islanders, 10/09)...Assisted in back-to-back games Dec. 23-27 for the first time since March 29-April 1, 2003... Assist @ N.Y. Islanders (12/02) snapped an 18-game pointless skid. **2002-03:** One of only five players to appear in all 82 games for the Capitals, recording 15 goals and 17 assists, after being acquired from Edmonton prior to season...Tied for first on the team in SHGs (2) and tied for seventh in goals...Marked fifth consecutive season with two-or-more SHGs...Recorded second SHG of season @ Boston (3/08)...Appeared in 500th NHL game vs. St. Louis (1/28)...Recorded 200th NHL point, an assist, vs. New Jersey (12/27)...Tied career high with three points on two goals, including one SHG and the game-winner, and assist @ Phoenix (12/13)...Registered points in four consecutive games from 11/29-12/06 (1+4), including first Capitals assist vs. Ottawa

**CAREER:** con't

(11/29)...Tallied first Capitals goal @ Columbus (11/05)...Made Capitals debut vs. Nashville (10/11)... 2003 Playoffs: Appeared in all six playoff games for Capitals, recording goal and assist. **2001-02:** One of five Edmonton players to appear in all 82 games...Ranked second on the team in SH points (4)...Led team forwards and ranked third in hits (136)...Set career high in GWGs (3)...Recorded OT/GWG vs. Minnesota (4/02)...Scored SH/GWG vs. Calgary (3/23)...Recorded 100th NHL assist vs. San Jose (3/20)...Scored first SHG of season @ Chicago (1/14)...Appeared in 400th NHL game vs. Tampa Bay (12/14). **2000-01:** Tied a career high in goals and SHGs (3) and set career high in plus/minus rating (+11)...Ranked third on the team in goals, fifth in plus/minus rating and sixth in points (36)...Ranked second on team and sixth in NHL in SH points (6)...Tied for second on team in SHGs...Appeared in 300th NHL game vs. Toronto (10/09)...Missed eight games with shoulder injury from Dec. 6-22...2001 Playoffs: Held scoreless in six games. **1999-00:** Tied career high and led team with three SHGs, ranking 11th in NHL...Led team in SH points, finishing 18th in NHL...Missed four games from Nov. 26 to Dec. 2 with shoulder injury...Missed last 12 games of regular season and team's five playoff games with muscle tear in arm suffered @ Atlanta (3/13)...Set career high with 20 penalty minutes @ Los Angeles (12/30)...Recorded 100th NHL point with GWG @ N.Y. Islanders (12/14). **1998-99:** One of three Edmonton players to appear in all 82 games, setting a career high...Ranked third on the team in goals and points (44)...Tied for team lead in SHGs (2) and tied for fifth in assists...Set career highs in goals, assists, points and shots...Set career high by recording points in five consecutive games from Oct. 21-Nov. 2 (3+3)...Tallied the SH/GWG vs. Calgary (4/17)...Set career high with three assists @ San Jose (4/12)...Recorded first career hat trick vs. Vancouver (3/20)...Appeared in 200th NHL game @ Anaheim (2/17)...Tallied first career SHG vs. Dallas (12/06)...1999 Playoffs: Appeared in four games, recording one goal and one assist. **1997-98:** Appeared in 100th NHL game @ Dallas (11/19)...Missed 13 games (11/20 to 12/17) with knee injury...1998 Playoffs: Appeared in 12 games, tying for seventh on team with four points (2+2)...Recorded two goals, including game-winner in Game 5 of the CQF vs. Colorado (4/30). **1996-97:** Led team rookies in points (32) and ranked ninth in the league...Ranked fifth on team in plus/minus rating (+7)...Recorded two goals and assist @ St. Louis (3/09)...Scored first NHL goal vs. Colorado (10/26)...Tallied first NHL point/assist, @ Calgary (10/20)... Made NHL debut vs. Buffalo (10/04)...1997 Playoffs: Played in all 12 games for Edmonton, recording three goals and assist...Scored first playoff goal, the game winner, in Game 2 of the CQF @ Dallas (4/18). **1995-96:** Wrapped up third season at Boston University, recording 59 goals and 61 assists in 114 career games...Recorded 46 (21+25) points in 38 games...Finished sixth on team and tied for 11th in conference in points...Ranked fourth on team in goals and seventh in assists. **1994-95:** Played in 37 games, recording 29 goals and 26 assists, helping BU win the NCAA Championship and its second consecutive Hockey East Championship...Led Hockey East in goals and ranked second in points...Finalist for the Hobey Baker Award as nation's top collegiate player and named NCAA East First All-America Team and to Hockey East First All-Star Team. **1993-94:** Recorded nine goals and nine assists in 39 games.

**REGULAR SEASON**

**PLAYOFFS**

Season	Team	League	GP	G	A	TP	+	-	PIM	PP	SH	GW	GT	S	%	GP	G	A	TP	PIM
1993-94	Boston U.	Hockey East	39	9	18	--	56	--	--	--	--	--	--	--	--	--	--	--	--	--
1994-95	Boston U.	Hockey East	37	29	26	55	--	85	--	--	--	--	--	--	--	--	--	--	--	--
1995-96	Boston U.	Hockey East	38	21	25	46	--	82	--	--	--	--	--	--	--	--	--	--	--	--
1996-97	Edmonton	NHL	79	15	17	32	7	45	4	0	2	89	16.9	12	3	1	4	4	4	
1997-98	Edmonton	NHL	66	9	6	15	-3	73	1	0	1	90	10.0	12	2	2	4	13	13	
1998-99	Edmonton	NHL	82	20	24	44	5	54	3	2	1	143	14.0	4	1	1	2	6	6	
1999-00	Edmonton	NHL	65	9	22	31	9	68	0	3	2	115	7.8	--	--	--	--	--	--	
2000-01	Edmonton	NHL	74	20	16	36	11	20	2	3	2	124	16.1	6	0	0	0	8	8	
2001-02	Edmonton	NHL	82	8	17	25	1	32	0	2	3	112	7.1	--	--	--	--	--	--	
2002-03	Washington	NHL	82	15	17	32	-14	36	2	2	2	0	133	11.3	6	1	1	2	2	2
2003-04	Washington	NHL	68	8	12	20	-19	32	1	1	0	0	115	7.0	--	--	--	--	--	--
	Buffalo	NHL	14	1	8	9	10	4	0	0	0	0	18	5.6	--	--	--	--	--	--
	<b>NHL Totals</b>		<b>612</b>	<b>105</b>	<b>139</b>	<b>244</b>	<b>7</b>	<b>364</b>	<b>13</b>	<b>13</b>	<b>13</b>	<b>0</b>	<b>939</b>	<b>11.8</b>	<b>40</b>	<b>7</b>	<b>5</b>	<b>12</b>	<b>33</b>	<b>33</b>
	<b>Buffalo Totals</b>		<b>14</b>	<b>1</b>	<b>8</b>	<b>9</b>	<b>10</b>	<b>4</b>	<b>0</b>	<b>0</b>	<b>0</b>	<b>0</b>	<b>18</b>	<b>5.6</b>	--	--	--	--	--	--

# 55



## JOCHEN HECHT LEFT WING

BORN: JUNE 21, 1977 - MANHEIM, GERMANY  
SHOOTS: LEFT  
HEIGHT: 6'1" WEIGHT: 200 LBS.

LAST AMATEUR CLUB: ADLER MANNHEIM (DEL)  
HOW ACQUIRED: ACQUIRED FROM EDMONTON ON JUNE 22, 2002, IN EXCHANGE FOR THE 31ST (FROM ATLANTA) AND 36TH (FROM NASHVILLE) PICKS IN THE 2002 NHL ENTRY DRAFT.



### VS. NHL

Team	GP	G	A	TP	PIM
Anaheim	12	4	7	11	8
Atlanta	9	3	5	8	4
Boston	14	3	5	8	8
Buffalo	4	0	0	0	0
Calgary	14	0	5	5	8
Carolina	12	3	2	5	6
Chicago	14	4	4	8	2
Colorado	13	5	1	6	2
Columbus	8	2	3	5	19
Dallas	10	3	2	5	2
Detroit	13	3	6	9	10
Edmonton	9	1	4	5	6
Florida	11	1	3	4	6
Los Angeles	13	5	3	8	10
Minnesota	10	0	5	5	10
Montreal	10	5	6	11	4
Nashville	17	2	4	6	16
New Jersey	12	1	0	1	10
N.Y. Islanders	8	2	0	2	8
N.Y. Rangers	9	2	9	11	6
Ottawa	10	0	6	6	8
Philadelphia	8	1	4	5	9
Pittsburgh	14	0	6	6	10
Phoenix	7	1	5	6	2
Pittsburgh	7	1	5	6	2
San Jose	12	7	3	10	6
St. Louis	7	1	1	2	2
Tampa Bay	12	1	6	7	19
Toronto	17	6	9	15	4
Vancouver	14	4	5	9	4
Washington	10	3	4	7	6
<b>NHL Totals</b>	<b>333</b>	<b>73</b>	<b>123</b>	<b>196</b>	<b>215</b>

### CAREER HIGHS

**Goals:** 2, nine times. Most recent, 3/31/04 @ N.Y. Rangers  
**Assists:** 3, 3/26/04 vs. Pittsburgh  
**Points:** 4, three times, 1/06/02 vs. Montreal (2+2), 3/15/04 vs. Toronto (2+2), & 3/31/04 @ N.Y. Rangers (2+2)  
**Penalty Minutes:** 17, 10/28/01 @ Columbus  
**Longest Point Streak:** 8 games; 12/5/00 vs. Anaheim to 12/23/00 vs. Anaheim (6+4)

### 2004-05 SEASON:

Played with Adler Mannheim in the German League, scoring 50 points (16+34) in 36 games...Represented Germany at 2005 World Championships in Austria, scoring three goals and one assist in six games.

### CAREER:

**2003-04:** Posted career-high 37 assists and two four-point games... Served as alternate captain for January and February...Posted second four-point night of season (third of career) with two goals and two assists @ N.Y. Rangers (3/31)...Recorded career-high three assists vs. Pittsburgh (3/26)...Runner-up for NHL Offensive Player of the Week (3/22) after scoring eight points (4+4)...Picked up assist @ Florida to extend scoring streak to four games...Netted second point goal @ Tampa Bay (3/18)...Scored goal and picked up assist @ Atlanta (3/17)...Tied career high with four points (2+2), all on PP, vs. Toronto (3/15)...Previously had four points (2+2) vs. Montreal, 1/06/02...Recorded two goals and assist @ Washington (3/10)...Performance marked second time in season goals and assist with two goals...Had two assists vs. Tampa Bay (2/20)...Outing marked 16th game in career with two assists...Credited with two assists vs. Atlanta (2/16)...Netted unassisted goal in win over Los Angeles (2/13)...Scored two goals @ Carolina (1/25) for eighth multi-point game of season...Had two assists vs. Philadelphia (1/13)...Performance marked seventh time in eight games (10 assists in all with one goal) he registered a point...Picked up assist in four-straight games to tie Chris Drury for season-best streak...Recorded goal and assist @ Boston (1/12)...Assisted on J.P. Dumont's PPG vs. Ottawa (1/09)...Assist was 100th in NHL career...Registered two assists vs. Anaheim (1/02)...Recorded two assists in 7-1 win vs. Washington (12/31)...Scored ENG @ Washington (12/27) and was +2 with season-high

### CAREER: con't

shots vs. Capitals...Scored goal and recorded assist vs. Detroit (12/10)...Goal was his 60th in the NHL...Assisted on Dumont's goal vs. Tampa Bay (12/06) for his 150th NHL point... Had two assists vs. Phoenix (12/04)...Was +2 and took three shots @ Chicago (12/03)...Had first multi-point game (1+1) of season vs. Carolina (11/21)...Returned from Injured Reserve and recorded assist @ Ottawa (11/17) in first game back...Changed number from #71...Suffered broken left arm in the preseason (vs. Columbus, 10/04). **2002-03:** Recorded six multi-point games...Had season-high, five-game point streak (3+3) end @ Dallas (3/31)...Recorded GWG vs. Montreal (3/28)...Scored two goals, including OT/GWG, vs. Colorado (3/24)...Returned from Injured Reserve with PPG in 4-0 win @ Florida (3/08)...Missed previous nine games with wrist injury...Missed games @ Detroit (2/13) and vs. N.Y. Rangers (2/15) with injured wrist...Returned to lineup with assist in 4-0 win vs. Toronto (1/24)...Missed 20 games while on Injured Reserve from concussion suffered vs. Washington (12/07)...Tied career high with two assists in 4-1 win @ N.Y. Rangers (12/06)...Recorded goal and assist vs. Atlanta (11/09)...Scored goal and assisted on another @ Columbus (11/03)...Scored PPG @ Pittsburgh (10/26)...Returned vs. New Jersey (10/25) after missing previous two games (vs. Phoenix 10/19 and vs. Philadelphia 10/22) with bruised knee...Scored goal in 6-1 win @ Montreal (10/12)...Scored first goal in first game as Sabre in 5-1 win vs. N.Y. Islanders (10/10). **2001-02:** Was fourth in goals (16) and sixth in overall points (16+24) with Edmonton...Recorded career-high three GWGs...Played in all 82 games...Scored 16th goal vs. San Jose (3/20)...Registered sixth multiple-point game and third multiple-assist game with two helpers @ Detroit (3/13)...Played in his 200th career NHL game, recording goal and assist vs. San Jose (2/12)...Had a three-game scoring streak (0+4) ended vs. Washington (3/16)...Registered career-high four points (2+2) vs. Montreal (1/06) including PPG, PPA and GWG...Had three-game point streak (3+3) from vs. N.Y. Rangers (1/02) to vs. Montreal (1/06)...Had three-game point streak (2+1) from @ Los Angeles (11/29) to @ Anaheim (12/05)...Registered a single-game career-high 17 PIM at Columbus (10/25)...Had three-game point streak (2+3) from vs. Colorado (11/11) to @ Minnesota (11/14)...Scored first Oilers point/assist and first Oilers goal vs. Colorado (10/11)...Made Oilers' debut @ Calgary (10/03). **2000-01:** Completed second full season with St. Louis, establishing career highs in games (72), goals (19), assists (25), points (44)...Was eighth on St. Louis scoring list...Scored eight PPGs, ranking fifth on Blues...Was tied for first in both SHGs (3) and GTGs (2)...Scored GWG in 6-5 come-from-behind victory @ Toronto (11/29)...Recorded a career-high, eight-game scoring streak with 10 points (6+4) from 12/05-23 and had six-game scoring streak with six points (4+2) from 10/06-19...Also equaled career highs for longest goal- and assist-scoring streaks with five two-game goal scoring streaks and three two-game assists scoring streaks...Played in 100th career NHL game vs. Phoenix (12/30)...Three of eight PPGs came in four-game span between 1/18-23...Missed a total of 10 games, including the final eight games of regular season due to strained oblique muscle...2001 Playoffs: Tied for seventh on Blues' playoff scoring list with six points (2+4) in 15 games...Played in all 15 postseason games as Blues advanced to Western Conference Final. **1999-00:** Played first full NHL season with Blues, scoring 13 goals and 21 assists for 34 points in 63 games...Ranked 10th in scoring, tied for fifth in PPGs (11) and third in plus/minus (+20) among rookies...Scored first NHL goal @ Toronto (10/16)...Recorded first NHL point @ Los Angeles (10/4)...2000 Playoffs: Led Blues in postseason with 10 points (4+6) in seven games. **1998-99:** Spent majority of season with Worcester (AHL), leading the Ice Cats in goals (21) assist (35) and points (56)...Made NHL debut @ Buffalo (1/03)...Played three games with Blues...1999 Playoffs: Made Stanley Cup Playoff debut, scoring two goals in five games.


### REGULAR SEASON

### PLAYOFFS

Season	Team	League	GP	G	A	TP	+	-	PIM	PP	SH	GWGT	S	%	GP	G	A	TP	PIM	
1993-94	Mannheim Jr.	Ger-Jr.	28	27	13	40	--	103	--	--	--	--	--	--	--	--	--	--	--	--
1994-95	A. Mannheim	DEL	43	11	12	23	--	68	--	--	--	--	--	--	10	5	4	9	12	
1995-96	A. Mannheim	DEL	44	12	16	28	--	68	--	--	--	--	--	--	8	3	2	5	6	
1996-97	A. Mannheim	DEL	46	21	21	42	--	36	--	--	--	--	--	--	9	3	3	6	4	
1997-98	A. Mannheim	DEL	44	7	19	26	--	42	--	--	--	--	--	--	10	1	1	2	14	
	A. Mannheim	EuroHL	5	0	4	4	--	8	--	--	--	--	--	--	--	--	--	--	--	
	Germany	Olympics	4	1	0	1	--	6	--	--	--	--	--	--	--	--	--	--	--	
1998-99	St. Louis	NHL	3	0	0	0	-2	0	0	0	0	4	0.0	5	2	0	2	0		
	Worcester	AHL	74	21	35	56	--	48	--	--	--	--	--	4	1	1	2	2		
1999-00	St. Louis	NHL	63	13	21	34	20	28	5	0	1	40	9.3	7	4	6	10	2		
2000-01	St. Louis	NHL	72	19	25	44	11	48	8	3	1	20	8	9.1	15	2	4	6	4	
2001-02	Edmonton	NHL	82	16	24	40	4	60	5	0	3	1	21.7%	--	--	--	--	--	--	
	Germany	Olympics	4	1	1	2	--	2	--	--	--	--	--	--	--	--	--	--	--	
2002-03	Buffalo	NHL	49	10	16	26	4	30	2	0	2	0	145.6%	--	--	--	--	--	--	
2003-04	Buffalo	NHL	64	15	37	52	17	49	2	1	0	0	174.8%	--	--	--	--	--	--	
2004-05	Mannheim	Germany	48	16	34	50	11	151	--	--	--	--	143.11%	--	--	--	--	--	--	
<b>NHL Totals</b>			<b>333</b>	<b>73</b>	<b>123</b>	<b>196</b>	<b>54</b>	<b>215</b>	<b>22</b>	<b>4</b>	<b>7</b>	<b>1</b>	<b>882.83</b>	<b>27</b>	<b>8</b>	<b>10</b>	<b>18</b>	<b>6</b>	<b>6</b>	
<b>Buffalo Totals</b>			<b>113</b>	<b>25</b>	<b>53</b>	<b>78</b>	<b>21</b>	<b>79</b>	<b>4</b>	<b>1</b>	<b>2</b>	<b>0</b>	<b>319.7%</b>	<b>--</b>	<b>--</b>	<b>--</b>	<b>--</b>	<b>--</b>	<b>--</b>	<b>--</b>



# 34



## JEFF JILLSON DEFENSE

BORN: JULY 24TH, 1980 - NORTH SMITHFIELD, R.I.  
SHOOTS: RIGHT  
HEIGHT: 6'3"      WEIGHT: 220 LBS.



LAST AMATEUR CLUB: MICHIGAN (NCAA - CCHA)  
HOW ACQUIRED: ACQUIRED FROM SAN JOSE ON MARCH 9, 2004, AS PART OF A THREE-TEAM TRADE IN EXCHANGE FOR CURTIS BROWN.

### vs. NHL

Team	GP	G	A	TP	PIM
Anaheim	6	0	1	1	2
Atlanta	5	1	1	2	19
Boston	3	0	1	1	0
Buffalo	4	0	0	0	4
Calgary	3	0	0	0	2
Carolina	3	0	1	1	0
Chicago	3	1	0	1	0
Colorado	3	1	0	1	2
Columbus	8	1	5	6	4
Dallas	5	0	1	1	11
Detroit	6	0	2	2	2
Edmonton	2	0	0	0	0
Florida	3	0	2	2	0
Los Angeles	5	0	1	1	10
Minnesota	6	0	1	1	2
Montreal	6	0	1	1	0
Nashville	7	0	1	1	2
New Jersey	3	2	0	2	8
N.Y. Islanders	3	0	0	0	2
N.Y. Rangers	5	0	1	1	0
Ottawa	5	1	0	1	0
Philadelphia	3	0	1	1	0
Phoenix	5	0	1	1	2
Pittsburgh	7	0	3	3	7
San Jose	1	0	1	1	0
St. Louis	5	0	1	1	7
Tampa Bay	6	0	4	4	2
Toronto	6	0	1	1	4
Vancouver	5	1	0	1	0
Washington	6	1	1	2	0
<b>NHL Totals</b>	<b>138</b>	<b>9</b>	<b>32</b>	<b>41</b>	<b>92</b>

### CAREER HIGHS

**Goals:** 2, 10/08/03 vs. New Jersey  
**Assists:** 2, three times. Most recent, 11/14/03 @ Columbus  
**Points:** 2, five times. Most recent, 11/19/03 @ Atlanta (1+1)  
**Penalty Minutes:** 17, 3/17/04 @ Atlanta  
**Longest Point Streak:** 3, 3/18/04 @ Tampa Bay to 3/24/04 vs. Montreal (0+3)

### 2004-05 SEASON:

Appeared in 78 games for the Rochester Americans (AHL), collecting professional career-highs in goals (12), assists (17) and points (29)...Had four game-winning goals...Picked up third multi-assist game on 3/13 against Syracuse...Collected three points (1+2) against Hamilton on 2/2...Scored one goal and added two assists against St. John's on 11/28...

### CAREER:

**2003-04:** Had career-high tying 13 assists...Set career high with 17 penalty minutes @ Atlanta (3/17)...Picked up assist in third-straight game with helper on GWG vs. Montreal (3/24)...Performance tied career-best scoring streak (Oct. 11-16, 2001)...Assisted on GWG @ Florida (3/20)...Credited with first point/assist as Sabre @ Tampa Bay (3/18)...Made Sabres debut @ Washington (3/10) and was +2 in 25 shifts...Appeared in 50 games with Boston, recording four goals, 10 assists and 35 penalty minutes...Also had one PPG and one GWG...Picked up assists vs. Detroit (1/07) and vs. Pittsburgh (1/08)...Appeared in 100th NHL game (12/06)...Recorded first two-goal game, one being the GT marker, vs. New Jersey (10/08)...Game was first as Bruin...**2002-03:** Began season in San Jose with six assists in 26 games before being assigned to Cleveland (AHL) in December...Tied career high with two assists @ Columbus

### CAREER: con't

(10/25)...Had assists in back-to-back games (Tampa Bay, 11/15, and Florida, 11/16)...Credited with eight points (3+5) in 19 games with Cleveland before being traded to Boston, Jan. 23, with Jeff Hackett for Kyle McLaren and a 2004 fourth-round draft pick...Appeared in 30 games with Providence (AHL), recording 15 points (4+11). **2001-02:** Led NHL rookies with 12 PPAs and ranked second in (AHL), recording 15 points...Made NHL debut vs. Detroit (10/04)...Had two assists vs. Tampa Bay (10/11)...Scored first NHL goal vs. Columbus (10/27)...Assigned to Cleveland Dec. 9 and was recalled to San Jose three more times. **2000-01:** Named second-team All-American while scoring 30 points (10+20) at Michigan in 43 games...Led Michigan blue liners in goals, assists and points...Selected to All-CCHA first team and led conference defensemen in points. **1999-2000:** A first-team NCAA West All-American with 34 points (8+26) and 115 PIMs in 38 games...Selected to All-CCHA first team. 1998-99: Named to CCHA All-Rookie Team...Scored 24 points (5+19) in 38 games.



### REGULAR SEASON

### PLAYOFFS

Season	Team	League	GP	G	A	TP	+/-	PIM	PP	SH	GW	GT	S	%	GP	G	A	TP	PIM
1998-99	U. of Michigan	CCHA	38	5	19	24	--	70	--	--	--	--	--	--	--	--	--	--	--
1999-00	U. of Michigan	CCHA	38	8	26	34	--	115	--	--	--	--	--	--	--	--	--	--	--
2000-01	U. of Michigan	CCHA	43	10	12	30	--	74	--	--	--	--	--	--	--	--	--	--	--
2001-02	San Jose	NHL	48	5	13	18	2	29	3	0	2	0	47	10.6	4	0	0	0	0
	Cleveland	AHL	27	2	13	15	--	45	--	--	--	--	--	--	--	--	--	--	--
2002-03	San Jose	NHL	26	0	6	6	-7	9	0	0	0	0	22	0.0	--	--	--	--	--
	Cleveland	AHL	19	3	5	8	--	12	--	--	--	--	--	--	--	--	--	--	--
	Providence	AHL	30	4	11	15	--	26	--	--	--	--	--	--	--	--	--	--	--
2003-04	Boston	NHL	50	4	10	14	-1	35	1	0	1	1	80	5.0	--	--	--	--	--
	Buffalo	NHL	14	0	3	3	-3	19	0	0	0	0	35	0.0	--	--	--	--	--
2004-05	Rochester	AHL	78	12	17	29	+6	46	8	0	4	-	160.075	--	9	1	1	2	12
<b>NHL Totals</b>			<b>138</b>	<b>9</b>	<b>32</b>	<b>41</b>	<b>-9</b>	<b>92</b>	<b>4</b>	<b>0</b>	<b>3</b>	<b>1</b>	<b>184</b>	<b>15.6</b>	<b>4</b>	<b>0</b>	<b>0</b>	<b>0</b>	<b>0</b>
<b>Buffalo Totals</b>			<b>14</b>	<b>0</b>	<b>3</b>	<b>3</b>	<b>-3</b>	<b>19</b>	<b>0</b>	<b>0</b>	<b>0</b>	<b>0</b>	<b>35</b>	<b>0.0</b>	--	--	--	--	--







# 12



## ALES KOTALIK RIGHT WING

BORN: Dec. 23, 1978, JINDROHV HRADEK, CZECH REPUBLIC  
SHOTS: RIGHT  
HEIGHT: 6'1" WEIGHT: 217 LBS.

LAST AMATEUR CLUB: HC BUDEJOVICE (CZECH)  
HOW ACQUIRED: BUFFALO'S SIXTH-ROUND CHOICE (164TH OVERALL) IN THE 1998 NHL ENTRY DRAFT.



### vs. NHL

Team	GP	G	A	TP	PIM
Anaheim	3	0	2	2	2
Atlanta	7	4	0	4	0
Boston	10	2	3	5	6
Calgary	2	1	0	1	0
Carolina	7	2	3	5	8
Chicago	2	0	2	2	0
Colorado	2	1	0	1	0
Columbus	2	0	0	0	2
Dallas	2	2	1	3	4
Detroit	2	0	1	1	0
Edmonton	2	0	0	0	4
Florida	8	1	1	2	2
Los Angeles	3	1	2	3	4
Minnesota	4	1	0	1	4
Montreal	8	2	2	4	7
Nashville	3	0	0	0	2
New Jersey	7	2	0	2	2
N.Y. Islanders	7	0	1	1	2
N.Y. Rangers	5	1	3	4	4
Ottawa	11	5	2	7	0
Philadelphia	7	3	1	4	4
Phoenix	2	0	0	0	0
Pittsburgh	5	1	0	1	0
San Jose	2	0	0	0	0
St. Louis	3	0	0	0	0
Tampa Bay	7	1	0	1	4
Toronto	8	2	3	5	6
Vancouver	3	2	0	2	4
Washington	9	3	1	4	2
<b>NHL Totals</b>	<b>143</b>	<b>37</b>	<b>28</b>	<b>65</b>	<b>73</b>

### CAREER HIGHS

**Goals:** 2, three times. Most recent 1/10/03 vs. Boston  
**Assists:** 2, three times. Most recent, 2/13/04 vs. Los Angeles  
**Points:** 3, 2/13/04 vs. Los Angeles (1+2)  
**Penalty Minutes:** 5, 11/07/03 vs. Montreal  
**Longest Point Streak:** 5 games, 1/03/03 vs. Carolina to 1/11/03 @ Montreal (6+3)

### 2004-05 SEASON:

Played with HC Liberec in the Czech Republic, collecting 16 points (8+8) in 25 games.

### CAREER:

**2003-04:** Buffalo went 13-2 when he scored a goal...Suffered shoulder injury in first period @ New Jersey (2/25) and missed final 19 games of season...Scored goal vs. Atlanta (2/16)...Became third Sabre (Satan, twice, and Briere) to net a goal in three-straight games...Recorded goal for second-straight night with go-ahead tally @ Toronto (2/14)...Posted career-best three-point night (1+2) in win over Los Angeles (2/13)...The two assists marked the fourth time in his career with two helpers in one game...Fifth multi-point game of season...Recorded two assists (first two-assist game of season) against Boston (2/05)...Recorded two points (1+1) vs. Montreal (1/27)...Scored tying goal @ Philadelphia (1/24)...Scored game's first goal with PPG vs. Carolina (12/26)...Recorded 50th NHL point (30+20) with goal vs. New Jersey (12/19)...Netted seventh goal of season in win over Washington (11/26)...Had second multi-point game (1+1) of season in win over Carolina (11/21)...Scored GWG vs. Montreal (11/07)...Had first multi-point game (1+1) of season in win over Toronto (10/30)...Scored Sabres' first goal (on PP) in win @

### CAREER: con't

Colorado (10/26)...Scored team's first goal for third time this season, all wins...Scored game's first goal (1:33) to lead Sabres @ Calgary (10/18)...Netted Sabres' first goal of season vs. Dallas (10/13)...**2002-03:** Named NHL Rookie of the Month for January after recording 11 points (7+4) in the month...First Sabre to be named Rookie of the Month since Ray Sheppard in Feb. 1988...Finished season ranked second in rookie goals (21) despite playing 11 fewer games than Henrik Zetterberg...Was fourth in points (35) among rookies...Recorded 20th goal of season vs. Atlanta (4/02)...Scored goal @ Atlanta (3/15)...Scored PP/GTG in 1-1 tie @ Tampa Bay (3/09)...Scored rookie-leading 17th goal in 4-0 win @ Florida (3/08)...Scored PPG vs. Washington (3/04)...Recorded goal and assist in 5-3 win vs. Dallas (2/28)...Scored goal vs. Vancouver (2/07)...Scored goal @ Ottawa (1/25)...Had five-game point streak (6+3) from vs. Carolina (1/03) to @ Montreal (1/11)...Scored two goals, including GWG in 4-2 win vs. Boston (1/10)...Marked third consecutive two-goal game and fourth consecutive multi-point game...Scored both Sabre goals for second-straight game, including one on PP, @ Philadelphia (1/07)...Scored both goals, including first career GWG in 2-1 OT win @ Ottawa (1/04)...Set career high for assists in game with two (second on GWG) in 6-3 win vs. Carolina (1/03)...Also tied career best for points in a game...Scored first career PPG @ Pittsburgh (12/23)...Had career-best, three-game point streak (2+1) from vs. Washington (12/06) to vs. Ottawa (12/10)...Recorded second goal in as many games with tally vs. Ottawa (12/10)...Scored GTG in third period of 1-1 tie @ Vancouver (10/29), first goal and first game of season...Recalled from Rochester, 10/27...At time of recall, had appeared in six games, recording two points (0+2). **2001-02:** Played in 13 games with Sabres in first professional season, recording one goal and three assists for four points... Reassigned to Rochester, 4/10...Had first NHL goal and first multiple-point game (1+1) vs. Ottawa (3/19)...Recorded first NHL point with assist on GWG in NHL debut in 5-2 win @ Florida (11/12)...Recalled from Rochester 11/11...With Rochester: Finished third on Amers with 43 points (18+25) in 68 games...Finished fourth on team in goals and tied for second in PPGs (five)...Scored first goal as Amerk vs. Philadelphia (10/08)...Registered first AHL point/assist @ Wilkes-Barre (10/06)...Made Amerks' debut vs. Bridgeport (10/05)...Joined Rochester, 9/25...2002 Playoffs: Made professional playoff debut in Game Two of the Western Conference Qualifier against Philadelphia (4/11). **2000-01:** Led HC Budejovice in goals (19), assists (29) and total points (48)... Played four seasons with HC Budejovice (Czech) registering 43 goals and 61 assists in 183 games.


### REGULAR SEASON

### PLAYOFFS

Season	Team	League	GP	G	A	TP	+/-	PIM	PP	SH	GWGT	S	%	GP	G	A	TP	PIM
1997-98	HC Budejovice	Czech	47	9	7	16	--	14	--	--	--	--	--	--	--	--	--	--
1998-99	HC Budejovice	Czech	41	8	13	21	--	16	--	--	--	--	--	3	0	0	0	--
1999-00	HC Budejovice	Czech	43	7	12	19	--	34	--	--	--	--	--	3	0	1	1	6
2000-01	HC Budejovice	Czech	52	19	29	48	--	54	--	--	--	--	--	--	--	--	--	--
2001-02	Rochester	AHL	68	18	25	43	-2	55	5	0	1	3	187	9.6	1	0	0	0
	Buffalo	NHL	13	1	3	4	-1	2	0	0	0	0	21	4.8	--	--	--	--
2002-03	Rochester	AHL	8	0	2	2	-5	4	0	0	0	0	26	0.0	--	--	--	--
	Buffalo	NHL	68	21	14	35	-2	30	4	0	2	2	138	15.2	--	--	--	--
2003-04	Buffalo	NHL	62	15	11	26	-1	41	2	0	3	0	142	10.6	--	--	--	--
2004-05	HC Liberec	Czech	25	8	8	16	10	46	--	--	--	--	--	--	--	--	--	--
<b>NHL Totals</b>			<b>143</b>	<b>37</b>	<b>28</b>	<b>65</b>	<b>-4</b>	<b>73</b>	<b>6</b>	<b>0</b>	<b>5</b>	<b>2</b>	<b>301</b>	<b>12.3</b>	--	--	--	--
<b>Buffalo Totals</b>			<b>143</b>	<b>37</b>	<b>28</b>	<b>65</b>	<b>-4</b>	<b>73</b>	<b>6</b>	<b>0</b>	<b>5</b>	<b>2</b>	<b>301</b>	<b>12.3</b>	--	--	--	--



# 5



## TONI LYDMAN DEFENSE

BORN: SEPTEMBER 25, 1977 - LAHTI, FINLAND  
SHOOTS: LEFT  
HEIGHT: 6'11" WEIGHT: 204 LBS.

LAST AMATEUR CLUB: TAPPARA (FINLAND)  
HOW ACQUIRED: ACQUIRED FROM CALGARY ON AUG. 25, 2005,  
IN EXCHANGE FOR BUFFALO'S THIRD-ROUND SELECTION IN THE 2006  
NHL ENTRY DRAFT



### vs. NHL

Team	GP	G	A	TP	PIM
Anaheim	15	3	6	9	13
Atlanta	5	0	0	0	4
Boston	5	1	0	1	4
Buffalo	5	2	2	4	4
Calgary	--	--	--	--	--
Carolina	3	0	0	0	0
Chicago	15	1	2	3	14
Colorado	19	0	7	7	8
Columbus	15	1	7	8	10
Dallas	13	1	5	6	6
Detroit	14	0	2	2	2
Edmonton	17	0	3	3	12
Florida	5	0	2	2	7
Los Angeles	11	0	4	4	6
Minnesota	19	1	4	5	16
Montreal	7	0	3	3	3
Nashville	14	1	1	2	6
New Jersey	5	0	2	2	0
N.Y. Islanders	5	0	2	2	0
N.Y. Rangers	5	0	1	1	0
Ottawa	5	0	2	2	2
Philadelphia	5	1	1	2	0
Phoenix	13	2	2	4	4
Pittsburgh	4	0	2	2	2
San Jose	13	1	2	3	0
St. Louis	15	2	2	4	8
Tampa Bay	5	1	1	2	2
Toronto	9	1	3	4	2
Vancouver	18	0	6	6	4
Washington	5	0	0	0	2
<b>NHL Totals</b>	<b>289</b>	<b>19</b>	<b>74</b>	<b>93</b>	<b>140</b>

### CAREER HIGHS

Goals: 2, 12/19/01 @ Phoenix

Assists: 2, twice. Most recent: 2/9/02 @ Vancouver

Points: 2, seven times. Most recent: 1/19/04 @ Anaheim

Penalty Minutes: 5, twice. Most recent: 3/13/02 @ Florida


Longest Point Streak: 3 games, four times. Most recent, 1/30/04 to 2/3/04 (1+2=3)

### CAREER:

**2003-04:** Played in his fourth season with the Flames posting 20 points (4+16) in 67 games...finished second on the team in defense scoring...posted 10 points (2+8) at home and 10 points (2+8) on the road...posted 14 points on the PP (2+12) and one SH assist...Flames were 2-2-0-0 when scoring...notched two MP games (Flames were 2-0-0-0 during these games)...scored a PP goal and added a PP assist on Jan. 19 @ Anaheim...scored the OT winner and added an assist on Nov. 18 vs. Toronto...missed 15 games due to injury...2004 Playoffs: Made his NHL playoff debut recording one assist in six games...played in three games vs. Vancouver...played the final three games of the Stanley Cup Finals vs. Tampa Bay...assisted the opening goal on the PP for his first NHL playoff point/assist in his first Stanley Cup Final game in Game 5 @ Tampa Bay on June 3...averaged 14:30 of ice-time in the playoffs...missed 20 games due to injury. **2002-03:** Played in his third season with the Flames leading the team's defense with 26 points and led the team in ice-time averaging 25:46 minutes per-game...posted 11 points (3+8) on the PP and one SH assist...recorded 12 points (3+9) at home and 14 points (3+11) on the road...Flames were 2-1-2-1 when scoring a goal...posted one MP game: scored a goal and assisted the GW goal on Oct. 31 vs. Buffalo...scored a PP goal on Mar. 16 @ Anaheim...scored a PP goal on Feb. 17 @ St. Louis...scored a PP goal on Oct. 17 vs. BOS...missed only one game during the season

### CAREER: con't

ness)...**2001-02:** Finished sixth on the team in points (28), T-5th in assists (22) and 2nd in defense scoring (28)...posted 10 points (1+9) on the PP...notched nine points (2+7) at home and 19 points (4+15) on the road...Flames were 2-2-1-0 when scoring...recorded three multiple point games-Flames were 1-2-0-0 when posting a MP game...played in his 100th NHL career game on Dec. 31 vs. Edmonton...recorded his first NHL career multiple goal game with two goals on Dec. 19 @ Phoenix...posted his first MP game of the season on Nov. 25 at CLB with two assists...averaged 21:09 minutes of ice-time per-game...missed three games due to injury. **2000-01:** Played in his first NHL season appearing in 62 games with the Flames recording 19 points (3+16) and 30 PIMs...finished fourth on the team in defense scoring and second in team rookie scoring...posted seven points (2+5) at home and 12 points (1+11) on the road...recorded eight points (1+7) on the PP and one SH assist...Flames were unbeaten (2-0-1-0) when scoring...recorded one MP game (his first of his career) on Apr. 2 at Dallas scoring a goal and adding an assist...scored his first NHL career goal on Mar. 3 vs. STL (Turek) to force overtime which the Flames won 3-2...posted a season high five shots on Nov. 16 vs. CHI...recorded his first NHL career point/assist in his fourth career game on Oct. 15 at NYI...played his first NHL career game on Oct. 5 vs. DET...averaged 20:36 minutes of ice-time per-game...missed 12 games due to injury. **1999-00:** Played in his fifth season in the Finnish League and his second with HIFK Helsinki...posted a professional career high 22 points (4g, 18a) doubling his points from the previous season while adding 36 penalty minutes. **1998-99:** Played his first season with HIFK Helsinki posting 11 points in 42 games. **1997-98:** Posted a career high 48 penalty minutes in 48 games with Tappara.



### REGULAR SEASON

Season	Team	League	GP	G	A	TP	+/-	PIM	PP	SH	GW	S	S%	
1996-97	Tappara	Finland	49	1	2	3	--	65	--	--	--	--	--	
1997-98	Tappara	Finland	48	4	10	14	--	48	--	--	--	--	--	
1998-99	HIFK Helsinki	Finland	42	4	7	11	--	36	--	--	--	--	--	
1999-00	HIFK Helsinki	Finland	46	4	18	22	--	36	--	--	--	--	--	
2000-01	Calgary	NHL	62	3	16	19	-7	30	1	0	0	80	3.8	
2001-02	Calgary	NHL	79	6	22	28	-8	52	1	0	6	0	126	4.8
2002-03	Calgary	NHL	81	6	20	26	-7	28	3	0	1	0	143	4.2
2003-04	Calgary	NHL	67	4	16	20	-6	30	2	0	1	0	93	4.3
<b>NHL Totals</b>			<b>289</b>	<b>19</b>	<b>74</b>	<b>93</b>	<b>-16</b>	<b>140</b>	<b>7</b>	<b>0</b>	<b>1</b>	<b>0</b>	<b>442</b>	<b>4.3</b>

### PLAYOFFS

GP	G	A	TP	PIM
3	0	0	0	6
4	0	2	2	0
11	0	3	3	2
9	0	4	4	6
--	--	--	--	--
--	--	--	--	--
--	--	--	--	--
6	0	1	1	0
6	0	1	1	0



# 22



## ADAM MAIR RIGHT WING

BORN: FEB. 15, 1979, HAMILTON, ONTARIO  
SHOOTS: RIGHT  
HEIGHT: 6'2" WEIGHT: 215 LBS.



LAST AMATEUR CLUB: OWEN SOUND (OHL)  
HOW ACQUIRED: ACQUIRED FROM LOS ANGELES ALONG WITH A FIFTH-ROUND DRAFT CHOICE (THOMAS MORROW) IN THE 2003 NHL ENTRY DRAFT IN EXCHANGE FOR ERIK RASMUSSEN.

### vs. NHL

Team	GP	G	A	TP	PIM
Anaheim	5	1	0	1	2
Atlanta	9	1	2	3	42
Boston	12	0	4	4	9
Buffalo	4	0	0	0	2
Calgary	4	0	1	1	21
Carolina	9	1	1	2	7
Chicago	4	0	0	0	4
Colorado	3	0	0	0	0
Columbus	4	0	2	2	2
Dallas	3	0	0	0	2
Detroit	3	0	1	1	0
Edmonton	3	0	0	0	4
Florida	8	0	1	1	2
Los Angeles	3	0	2	2	2
Minnesota	4	0	1	1	2
Montreal	13	2	1	3	21
Nashville	5	0	1	1	4
New Jersey	8	1	2	3	13
N.Y. Islanders	10	1	1	2	15
N.Y. Rangers	8	1	0	1	17
Ottawa	13	1	0	1	66
Philadelphia	10	0	1	1	6
Phoenix	5	0	0	0	13
Pittsburgh	13	1	2	3	26
San Jose	7	0	2	2	0
St. Louis	4	1	0	1	20
Tampa Bay	10	0	1	1	27
Toronto	11	0	0	0	20
Vancouver	7	0	0	0	12
Washington	10	3	2	5	14
<b>NHL Totals</b>	<b>212</b>	<b>14</b>	<b>28</b>	<b>42</b>	<b>375</b>

### CAREER HIGHS

**Goals:** 1, 14 times. Most recent 3/24/04 vs. Montreal  
**Assists:** 2, twice, 11/22/02 vs. Columbus & 11/05/03 vs. Atlanta  
**Points:** 2, twice, 11/22/02 vs. Columbus & 11/05/03 vs. Atlanta  
**Penalty Minutes:** 47, 12/20/01 at Ottawa  
**Longest Point Streak:** 3 games, 2/11/03 vs. St. Louis to 2/15/03 vs. N.Y. Rangers (2+1)

### CAREER:

**2003-04:** Netted career-high tying six goals to go with career-best 14 assists...Assisted on game-winning goal vs. Pittsburgh (3/26)...Scored GWG vs. Montreal (3/24)...Goal was sixth of season, tying his career best...Netted power-play goal @ Atlanta (3/17)...Appeared in 200th NHL game vs. Boston (3/11)...Recorded fourth goal of season with marker @ Washington (3/10)...Had one shot and 14 penalty minutes vs. St. Louis (3/07)...Netted third goal of season with first-period tally @ Ottawa (2/28)...Credited with assist on Eric Boulton's first goal of season vs. Florida (2/18)...Assisted on Henrik Tallinder's goal vs. Los Angeles (2/13) to post his 12th assist of season...Helper marked career-best total (posted 11 assists in 2002-03)...Recorded assist on James Patrick's goal @ N.Y. Islanders (1/17)...Assisted on Jason Botterill's first NHL goal of season @ Boston (1/12)...Recorded ninth assist of season @ Andrew Peters' first-ever NHL goal in 7-1 win vs. Washington (12/31)...Assisted on Daniel Briere's GWG @ Washington (12/27)...Scored goal vs. New Jersey (12/19)...Served one-game suspension @ Minnesota (12/13) for cross-checking penalty vs. N.Y. Rangers (12/12)...Had nine penalty minutes vs. Phoenix (12/04)...Assisted on Maxim Afinogenov's goal @ Nashville (11/29)...Took season-high tying three shots @ Florida (11/24) and

### CAREER: con't

vs. Panthers (11/28)...Had assist on Afinogenov's goal @ Tampa Bay (11/22)...Assisted on Ales Kotalik's goal in win over Carolina (11/21)...Had one shot @ New Jersey (11/19), his 150th career NHL game...Recorded career-best tying two assists/points vs. Atlanta (11/05)...Previous best for assists/points was vs. Columbus (11/22/02)...Assisted on Dmitri Kalinin's goal vs. Minnesota (10/28)...Scored his first goal of season in victory @ Anaheim (10/24)...Took three shots in game...Recorded assist on Chris Taylor's goal in win @ Los Angeles (10/23)...Recorded 15 PIMs @ Calgary (10/18)...Won 6-of-8 faceoffs and had seven penalty minutes vs. N.Y. Islanders (10/11). **2002-2003:** Recorded assist @ Boston (4/05)...Returned to Sabres' lineup vs. Montreal (3/28) after missing three games with bruised foot...Assisted on Maxim Afinogenov's GWG in 5-2 win vs. Philadelphia (3/18)...Scored goal vs. Carolina (3/12)...Received major penalty and game misconduct for elbowing @ Atlanta (2/17)...Had career-long, three-game point streak (2+1) from vs. St. Louis (2/11) to vs. N.Y. Rangers (2/15)...Scored goal in 5-4 win vs. N.Y. Rangers (2/15)...Had assist @ Detroit (2/13)...Scored goal vs. St. Louis (2/11)...Recorded assist @ New Jersey (2/04)...Assisted on Chris Gratton's GTG in 2-2 tie @ San Jose (1/16)...Had assist in 3-2 win @ Montreal (1/11)...Assisted on Tim Connolly's goal in 4-2 win vs. Boston (1/10)...Scored goal @ Montreal (12/21)...Scored first career GWG in 4-3 victory vs. Washington (12/07)...Set career high with two assists vs. Columbus (11/22)...Two points in game also set career high...Received match penalty for attempt to injure @ Ottawa (11/06)...Had assist vs. Boston (11/12)...Scored first point as Sabre with first career SHG @ Pittsburgh (10/26)...Made Buffalo debut in 5-1 win vs. N.Y. Islanders (10/10). **2001-02:** Split the season between Los Angeles and Manchester (AHL)...Began season with Manchester (AHL), appearing in 11 games (4+4)...Sustained right eye injury after being hit by puck during second week of season...Surgery required four plates and 16 screws to be inserted around right orbital bone...Recalled 12/10...Played eight games for Los Angeles from 12/16 to 1/26, scoring first goal as King vs. N.Y. Islanders (1/19)...Reassigned to the Monarchs 1/31 and was recalled on two other occasions, 2/04 and 3/05...Played in 10 of Kings' final 19 regular-season games (one assist)...Reassigned to Manchester (4/10)...Assessed career-high 47 PIMs @ Ottawa (12/20) for leaving the player's bench to join altercation...Incident led to 10-game NHL suspension...Missed 13 games due to coach's decision...Led Manchester in goals with five in the playoffs, finishing with six points (5+1) in five games. **2000-01:** Began season with St. John's (AHL) and was recalled to Toronto 12/05 for 16 games...Acquired by the Kings (3/13) and was assigned to Lowell (AHL)...Made Kings' debut (3/17) vs. San Jose. **1999-00:** Recalled by Toronto from St. John's 11/29 and scored first NHL regular-season goal vs. Washington (11/29)...Reassigned to St. John's 12/28. **1998-99:** Completed fourth season with Owen Sound...Named captain for Team Canada at the 1999 World Junior Tournament and helped team to a silver medal...Recalled by Toronto (5/03) for the NHL playoffs and played five games, scoring first NHL goal in Game Three of the second round vs. Pittsburgh. **1997-98:** Set junior career highs for goals (25), points (52) and penalty minutes (179).

### REGULAR SEASON


Season	Team	League	GP	G	A	TP	+	-	PIM	PP	SH	GW	GT	S	%
1994-95	Oshweken	OJHL-B	39	21	23	44	--	91	--	--	--	--	--	--	--
1995-96	Owen Sound	OHL	62	12	15	27	--	63	--	--	--	--	--	--	--
1996-97	Owen Sound	OHL	65	16	35	51	--	113	--	--	--	--	--	--	--
1997-98	Owen Sound	OHL	56	25	27	52	--	179	--	--	--	--	--	--	--
1998-99	Owen Sound	OHL	43	23	41	64	--	109	--	--	--	--	--	--	--
	St. John's	AHL	--	--	--	--	--	--	--	--	--	--	--	--	--
	Toronto	NHL	--	--	--	--	--	--	--	--	--	--	--	--	--
1999-00	Toronto	NHL	8	1	0	1	-1	6	0	0	0	7	14.3	--	--
	St. John's	AHL	66	22	27	49	--	124	--	--	--	--	--	--	--
2000-01	Toronto	NHL	16	0	2	2	3	14	0	0	0	17	0.0	--	--
	St. John's	AHL	47	18	27	45	--	69	--	--	--	--	--	--	--
	Los Angeles	NHL	10	0	0	0	-3	6	0	0	0	5	0.0	--	--
2001-02	Manchester	AHL	27	10	9	19	--	48	--	--	--	--	--	--	--
	Los Angeles	NHL	18	1	1	2	1	57	0	0	0	10	10.0	--	--
2002-03	Buffalo	NHL	79	6	11	17	-4	146	0	1	1	0	83	7.2	--
2003-04	Buffalo	NHL	81	6	14	20	-3	146	1	0	1	0	82	7.3	--
<b>NHL Totals</b>			<b>212</b>	<b>14</b>	<b>28</b>	<b>42</b>	<b>-7</b>	<b>375</b>	<b>1</b>	<b>2</b>	<b>2</b>	<b>0</b>	<b>204</b>	<b>6.9</b>	<b>10</b>
<b>Buffalo Totals</b>			<b>160</b>	<b>12</b>	<b>25</b>	<b>37</b>	<b>-7</b>	<b>292</b>	<b>1</b>	<b>1</b>	<b>2</b>	<b>0</b>	<b>165</b>	<b>7.3</b>	<b>--</b>

### PLAYOFFS

GP	G	A	TP	PIM
--	--	--	--	--
6	0	0	0	2
4	1	0	1	2
11	6	3	9	31
16	10	10	20	47
3	1	0	1	6
5	1	0	1	14
5	0	0	0	8
--	--	--	--	--
--	--	--	--	--
--	--	--	--	--
--	--	--	--	--
5	5	1	6	10
--	--	--	--	--
--	--	--	--	--
--	--	--	--	--

ADAM MAIR





74

**JAY MCKEE**  
DEFENSE

BORN: SEPT. 8, 1977, KINGSTON, ONTARIO  
SHOTS: LEFT  
HEIGHT: 6'4" WEIGHT: 201

LAST AMATEUR CLUB: NIAGARA FALLS (OHL)  
HOW ACQUIRED: BUFFALO'S FIRST-ROUND CHOICE (14TH OVERALL) IN THE 1995 NHL ENTRY DRAFT WITH PICK ACQUIRED ON JULY 8, 1995, FROM VANCOUVER ALONG WITH MICHAEL PECA AND MIKE WILSON IN EXCHANGE FOR ALEXANDER MOGILNY AND BUFFALO'S 1995 FIFTH-ROUND PICK (TODD NORMAN).

**VS. NHL**

Team	GP	G	A	TP	PIM
Anaheim	13	0	1	1	10
Atlanta	15	0	2	2	16
Boston	32	2	5	7	28
Calgary	11	1	1	2	14
Carolina	25	2	4	6	30
Chicago	12	0	1	1	4
Colorado	12	0	3	3	14
Columbus	6	0	1	1	2
Dallas	9	0	0	0	14
Detroit	8	0	1	1	6
Edmonton	10	0	0	0	4
Florida	26	1	5	6	38
Los Angeles	9	0	2	2	4
Minnesota	5	0	0	0	2
Montreal	32	1	5	6	19
Nashville	8	0	1	1	4
Nevada	24	0	1	1	16
New Jersey	24	1	2	3	20
N.Y. Islanders	22	1	6	7	10
N.Y. Rangers	24	0	2	2	61
Ottawa	36	0	2	5	21
Philadelphia	25	0	2	1	8
Phoenix	11	1	0	1	8
Pittsburgh	27	1	4	5	8
San Jose	8	0	2	2	6
St. Louis	10	0	1	1	4
Tampa Bay	23	0	8	8	10
Toronto	16	0	3	3	12
Vancouver	23	0	2	2	8
Washington	25	1	2	3	20
<b>Totals</b>	<b>507</b>	<b>12</b>	<b>70</b>	<b>82</b>	<b>413</b>

**CAREER HIGHS**

**Goals:** 1, 12 times. Most recent, 3/26/04 vs. Pittsburgh  
**Assists:** 2, five times. Most recent, 11/28/99 @ Tampa Bay  
**Points:** 2, seven times. Most recent, 3/20/00 @ Montreal (1+1)  
**Penalty Minutes:** 21 (2/19/01 vs. Ottawa)  
**Longest Point Streak:** 3 games, 3/20/00 vs. Montreal to 3/27/00 @ Carolina (3+1)

**CAREER:**

**2003-04:** Nominated for the Bill Masterton Memorial Trophy by the Buffalo Chapter of the Professional Hockey Writers Association for perseverance and dedication to the game of hockey...Scored GWG in sportsmanship and dedication to the game of hockey...Scored GWG in Pittsburgh (3/26)...Appeared in 500th career NHL game @ Florida (3/20)...Scored first goal of season with first-period goal @ Boston (3/13)...Returned to lineup after missing 18 games (from Carolina, 1/25, to St. Louis, 3/07) and picked up assist and two penalty minutes in 21 shifts @ Washington (3/10)...Named alternate captain for January...Returned to action @ Boston (1/22)...Sat out vs. Ottawa (1/09), @ Boston (1/12), @ Philadelphia (1/13) vs. Boston (1/15), @ N.Y. Islanders (1/17) and @ Atlanta (1/20) with knee injury...Recorded first assist of season @ Carolina (1/29)...Returned to action vs. New Jersey (1/29)...Assigned to Injured Reserve (1/20)...Suffered sprained left knee @ New Jersey (1/19), 2003: Returned to lineup vs. Montreal (3/28) after missing 20 games with knee injury...Assisted on Ales Kotalik's first-period goal @ Philadelphia (1/07)...Missed game @ Montreal (12/21) with leg injury...Had assist on GWG in 4-1 win @ NY Rangers (12/06)...Had assist in 6-1 win @ Montreal (10/12)...Was +2 in 5-1 win vs. N.Y. Islanders (10/10), **2001-02:** Had assist in 3-1 win vs. Florida (4/05)...Scored second career GWG in 3-1 win @ Washington (1/19)...Scored first goal of season in 5-2 win @ Washington (1/28)...Scored first goal of season in 3-1 win @ Montreal (10/20) to vs. San Jose (10/23). **2000-01:** Returned to lineup vs. Carolina (3/24) after missing three games with hand injury...Assessed career-high 21 PIM in 2-0 win vs.

**CAREER:** con't

Ottawa (2/19)...Scored first goal of season in 6-3 win @ N.Y. Rangers (2/06)...Registered first point of season with assist @ N.Y. Rangers (12/08)...2001 Playoffs: Missed final five postseason games with concussion suffered in Game Two vs. Pittsburgh (4/28)...Scored first career playoff goal in OT of 4-3 win in Game Two @ Philadelphia (4/14). **1999-00:** Had career-high three goals and 17 points...Finished fifth in blocked shots in the NHL with 170...Had three-game point streak (3+1) snapped vs. Carolina (3/31) after scoring goal in three-straight games with 5-1 win @ Carolina (3/27)...Scored first career GWG with 2:08 remaining in third period of 4-2 win vs. Calgary (3/23)...Scored goal and added assist in 4-1 win vs. Montreal (3/20) setting career marks for goals (3) and points (15)...Was third multi-point game of season and seventh of career...Appeared in 200th NHL career game in 3-1 win vs. Philadelphia (12/14)...Had two assists in 3-2 OT win @ Tampa Bay (11/28)...Scored goal and added assist in 6-2 win vs. Boston (11/10)...Goal was first since 10/31/97 @ Carolina and first career PPG. **1998-99:** Recorded career-best +20 plus/minus rating...On I.R. with bruised foot (2/13-27)...Set career high for PIM with 20 (2 maj., 1 min.) vs. Carolina (12/19)...Was +3 in 4-1 win at Boston (12/12)...Tied career high for points and assists in one game with two assists at Tampa Bay (11/29)...Marked first multi-point game of season. 1999 Playoffs: Tied for first game with two assists at Tampa Bay (11/29)...Recorded first point (assist on ENG) of postseason career and was +2 in 3-1 win in Game Two at Boston (5/09). **1997-98:** Tied career high for points in game (0+2, vs. Florida, 11/11/96; @ Carolina, 10/15/97) and marked second multi-point game of season...Missed two games with stomach contusion suffered @ Detroit (3/29)...Played in 100th Sabres/NHL game in season finale vs. Ottawa (4/19)...Recalled from AHL affiliate Rochester 12/31...Reassigned to Rochester 12/28 after recall 12/27...Reassigned to Rochester 12/24 after recall 12/23...Originally assigned to Rochester (2/13 to 2/24), recorded two goals and five assists for seven points two-week conditioning assignment in Rochester (2/13 to 2/24), recorded two goals and five assists for seven points to go with four penalty minutes...Had first career multi-point game (2 assists) vs. Florida (11/11)...Changed number after having worn 38 in only prior game experience with Buffalo...Appeared in first career playoff game vs. Ottawa (4/19). **1995-96:** Made NHL debut (at age of 18) vs. Ottawa (4/10) and registered first NHL point/assist...Named to OHL All-Star Second Team. **1994-95:** Chosen Niagara Falls' Top Defenseman (also served as alternate captain)...Voted Top Bodychecker in OHL's Central Division by OHL Coaches. **1993-94:** Captain for Team Ontario Under-17 at World Challenge.

**REGULAR SEASON**

**PLAYOFFS**

Season	Team	League	GP	G	A	TP	+	-	PIM	PP	SH	GW	S	%	GP	G	A	TP	PIM												
1993-94	Sudbury	OHL	51	0	1	1	--	51	--	--	--	--	--	--	3	0	0	0	0												
1994-95	Sudbury	OHL	39	6	6	12	--	91	--	--	--	--	--	--	--	--	--	--	--												
	Niagara Falls	OHL	26	3	13	16	--	60	--	--	--	--	--	--	6	2	3	5	10												
1995-96	Niagara Falls	OHL	64	5	41	46	--	129	--	--	--	--	--	--	10	1	5	6	16												
	Rochester	AHL	4	0	1	1	-2	15	0	0	0	0	3	0.0	--	--	--	--	--												
	Buffalo	NHL	1	0	1	1	2	0	0	0	0	0	2	0.0	--	--	--	--	--												
1996-97	Buffalo	NHL	43	1	9	10	3	35	0	0	0	0	29	3.4	3	0	0	0	0												
	Rochester	AHL	7	2	5	7	0	4	1	0	0	0	19	10.5	--	--	--	--	--												
1997-98	Buffalo	NHL	56	1	13	14	-1	42	0	0	0	0	55	1.8	1	0	0	0	0												
	Rochester	AHL	13	1	7	8	6	11	0	0	0	0	36	2.8	--	--	--	--	--												
1998-99	Buffalo	NHL	72	0	6	6	20	75	0	0	0	0	57	0.0	21	0	3	3	13												
1999-00	Buffalo	NHL	78	5	12	17	5	50	1	0	1	0	84	6.0	1	0	0	0	0												
2000-01	Buffalo	NHL	74	1	10	11	9	76	0	0	0	0	62	1.6	8	1	0	1	6												
2001-02	Buffalo	NHL	81	2	11	13	18	43	0	0	1	0	50	4.0	--	--	--	--	--												
2002-03	Buffalo	NHL	59	0	5	5	-16	49	0	0	0	0	44	0.0	--	--	--	--	--												
2003-04	Buffalo	NHL	43	2	3	5	6	41	0	0	1	0	29	6.9	--	--	--	--	--												
<b>NHL Totals</b>															<b>507</b>	<b>12</b>	<b>70</b>	<b>82</b>	<b>45</b>	<b>413</b>	<b>1</b>	<b>0</b>	<b>3</b>	<b>0</b>	<b>412</b>	<b>2.9</b>	<b>34</b>	<b>1</b>	<b>3</b>	<b>4</b>	<b>19</b>
<b>Buffalo Totals</b>															<b>507</b>	<b>12</b>	<b>70</b>	<b>82</b>	<b>45</b>	<b>413</b>	<b>1</b>	<b>0</b>	<b>3</b>	<b>0</b>	<b>412</b>	<b>2.9</b>	<b>34</b>	<b>1</b>	<b>3</b>	<b>4</b>	<b>19</b>

## CAREER: con't

Game in Florida (2/1)...Stopped 31 shots, including five in OT in 2-2 tie @ San Jose (1/16)...Recorded first NHL shutout with 22 saves in 1-0 win @ Minnesota (1/14)...Made 21 saves in 4-2 win vs. Boston (1/10)...Stopped 21-of-24 shots in 3-2 loss @ Philadelphia (1/07)...Was first regulation loss in 6-career starts...Stopped career-high 32 shots in 2-1 (OT) win @ Ottawa (1/04)...Made 25 saves in 6-3 win vs. Carolina (1/03)...Stopped 25-of-26 shots in 1-0 OT loss vs. N.Y. Islanders (12/31)...Recalled from Rochester 12/30...Through 27 games in Rochester, he posted a 12-10-4 record with 2.27 GAA and .925 save percentage...Assigned to Rochester 11/25...Made 17 saves to win first career NHL game in 5-4 victory vs. Columbus (11/22)...Started first NHL game @ New Jersey (11/19), making 21 saves in OT loss...Recalled from Rochester (11/18)...At time of recall, was 3-8-2 with 2.49 GAA and .907 save percentage and his 794 minutes played were the second-most minutes among all AHL goaltenders...With Rochester: Named Amerks' Rookie of the Year...Ended rookie season with 23-18-5 record and 2.34 GAA...Finished fifth in the AHL in GAA...Recorded first professional playoff win (4/12)...Won five of last six games to help Rochester make playoffs...Returned to Rochester 2/22...Went 2-0-0 after his return to Rochester...Had nine-game unbeaten streak from 11/29 to 12/22 (8-0-1) after six-game win streak from 11/29 to 12/13. **2001-02:** Led all goaltenders with 949 save percentage and was second with 1.76 GAA at 2002 World Championships Finished collegiate career 73-18-12 with NCAA-record 26 shutouts...Went 26-9-5 with eight shutouts, 1.77 GAA and .936 save percentage in junior season...Hobey Baker Memorial Award finalist...Named CCHA Best Goaltender for third-straight season and won league's Most Valuable Player for second year in a row...MSU's Most Valuable Player for second consecutive season...Ranked first nationally in victories and shutouts, third in save percentage and fourth in GAA and minutes played at end of junior season...Ended Michigan State career ranked fourth in wins (73), fifth in games played (106) and first in GAA (1.54), save percentage (.941) and shutouts (26). **2000-01:** Won the 2001 Hobey Baker Award, given to college hockey's top player...Became the second goaltender to receive the Hobey (Minnesota's Robb Stauber in 1988 was first)...USA Hockey College Player of the Year...Tabbed College Hockey Player of the Year by The Hockey News...Honored as Spartan hockey's Most Valuable Player and won the George Alderton Award for MSU male athlete of the year...Led the nation in save percentage, GAA, wins, winning percentage and shutouts...Became the NCAA's career shutout leader when he backstopped the Spartans to a 3-0 win over Alaska Fairbanks (2/10)...His 10 shutouts in 2000-01 were second-best single-season effort in NCAA history...Set NCAA single-season record with .950 save percentage while 1.31 GAA was third-best in NCAA history. **1999-2000:** Second-team All-CCHA and CCHA All-Rookie Team selection...Posted eight shutouts - the most in a season by a goaltender in CCHA or WCHA history. Played for 1999 U.S. Junior Select Team which won the gold medal at Freedom Tournament in Lake Placid, N.Y...In 1997-98, was Heaton/USA Hockey Goaltender of the Year.

# RYAN MILLER

Shutout Sequence:  
103 to 1/16/03)

Allowed: 7 vs.  
(10/3)

defeated Streak: 3  
(1/10/03 to 1/16/03)

ard as the AHL's top...Set the Amerks' all-time...63 regular season games...at average... Miller led the...second in shutouts (8) and...40-game winner in four...earned him the CCM AHL...the Koho Goaltender of the...A...Claimed Top Goaltender...second consecutive year and...-Star Classic in Manchester

, starting season opener @...nders (10/11)...Also started...r, Oct. 15...With Rochester...ason with Amerks...Shut out...Pitched fifth shutout of his...as his career-best 24th of his...hamilton (3/13)...2004 playoffs...Won fifth-straight outing with...vs. Hamilton (5/08)...Picked up...game seven overtime win over...out @ Syracuse (4/17)...2002...3 World Championships...Main...ins over Slovenia and Belarus...ng Stars Game @ NHL All-Star

## REGULAR SEASON

## PLAYOFFS

Season	Team	League	GP	MIN	GA	SO	AVG.	WL-T	GP	MIN	GA	SO	AVG.	WL
1997-98	Sault Ste. Marie	NAJHL	31	1804	72	1	2.39	17-13-0	6	311	10	1	1.93	2-4
1998-99	Sault Ste. Marie	NAJHL	47	2711	104	8	2.30	31-14-1	4	21	810	1	2.75	2-2
1999-00	Michigan State	CCHA	26	1525	39	8	1.53	16-5-3	--	--	--	--	--	--
2000-01	Michigan State	CCHA	40	2447	54	10	1.32	31-5-4	--	--	--	--	--	--
2001-02	Michigan State	CCHA	40	2411	71	8	1.77	26-9-5	--	--	--	--	--	--
2002-03	Rochester	AHL	47	2817	110	2	2.34	23-18-5	3	190	13	0	4.11	1-2
	Buffalo	NHL	15	912	40	1	2.63	6-8-1	--	--	--	--	--	--
2003-04	Buffalo	NHL	3	177	15	0	5.06	0-3-0	--	--	--	--	--	--
2004-05	Rochester	AHL	63	3740	153	8	2.45	41-17-4	9	547	24	0	2.63	5-4
<b>NHL Totals</b>			<b>18</b>	<b>1089</b>	<b>55</b>	<b>1</b>	<b>3.03</b>	<b>6-11-1</b>	--	--	--	--	--	--
<b>Buffalo Totals</b>			<b>18</b>	<b>1089</b>	<b>5</b>	<b>1</b>	<b>.03</b>	<b>6-11-1</b>	--	--	--	--	--	--

## CAREER: con't

victory @ Chicago (12/03) for sixth win of season...Won fifth game of the season in 5-2 decision vs. Washington (11/26)...Victory over the Capitals was his fourth at HSBC Arena...Recorded second shutout of season, making 35 saves, in win over Carolina (11/21)...Win was third career vs. Hurricanes...Made nine saves in relief role @ New Jersey (11/19)...Kicked out 36-of-37 shots in 2-1 win vs. Montreal (11/07)...Improved to 2-1 in his career vs. the Canadiens...Picked up second win of season by kicking out 18-of-21 shots in victory over Toronto (10/30)...Recorded shutout with 20 saves in first start of season @ Calgary (10/18)...Shutout was his second of career, first also coming on road (@ Florida, 3/08/2003)...**2002-03:** Finished season by going undefeated in last four starts (3-0-1)...Since 2/22 recall, posted a 1.73 GAA and .939 save percentage...Made 20 saves on 23 shots in a 4-3 win vs. Atlanta (4/02)...Faced 39 shots, making 38 saves in 3-1 win @ Carolina (3/29)...Stopped 29-of-30 shots for his second win of the season vs. Florida (3/26)...Stopped 27-of-28 shots in 1-1 tie @ Tampa Bay (3/09)...Recorded first NHL shutout with first win of season in 4-0 win @ Florida (3/08)...Stopped 31-of-33 shots in 2-1 (OT) loss @ N.Y. Islanders (3/01)...Recalled from Rochester, 2/22...At time of recall, was 5-9-5 with two shutouts, 2.82 GAA and .903 save percentage...Recorded career-high 39 saves in 1-1 tie @ Edmonton (11/01)...40 shots against were most faced in career...Stopped 25-of-28 shots in first start/game of season vs. Phoenix (10/19). **2001-02:** Split time between Buffalo and Rochester. Finished 4-3-1 with the Sabres registering a 2.66 GAA and .914 save percentage...Made career-high 31 saves in 3-1 win @ Philadelphia (3/14)...Stopped 15 shots in 3-1 win vs. Montreal (12/26)...Made 30 saves on 33 shots vs. Toronto (12/21)...Made first start of season (second career) in 3-2 (OT) win vs. Carolina (12/14)...With Rochester: Ended season with a 16-17-12 record, 2.50 GAA and .906 save percentage...Ranks third all-time in wins by an Amerk (75) and tied for second in career shutouts (13)...Named PlanetUSA All-Star for AHL All-Star Classic...Marked first time in AHL career being named to All-Star game...2002 Playoffs: Played in Game Two of the Western Conference Qualifier against the Philadelphia Phantoms. **2000-01:** Recalled by Buffalo and served as backup same night @ New Jersey (11/11)...Picked up 5-3 win vs. Los Angeles (10/07) in first NHL start...Appeared in and won first NHL game with Buffalo, relieving Dominik Hasek in first period of 4-2 win vs. Chicago (10/05)...With Rochester: Won Harry "Hap" Holmes Award along with Tom Askey for being AHL's outstanding team goaltenders...Named Amerk's Most Valuable Player for second consecutive season...Finished second in AHL with 2.18 GAA, tied for second in league with four shutouts and was third in wins...Became first Amerk goalie to record 20-or-more wins in consecutive season since David Littman (1990-91, 1991-92)...Named AHL Second Team All-Star...ITECH AHL Goaltender of the Month for December. **1999-00:** Played in 54 games (33-13-4) for Rochester (AHL)...Named Minor Pro Prospect of the Year by The Hockey News...Won AHL Red Garrett Memorial Award for Top Rookie...Named to the 2000 AHL All-Rookie Team and the 2000 AHL Second All-Star Team...Named February's ITECH AHL Goaltender of the Month...Named Sher-Wood Player of the Week (2/28)...Set record in AHL for most shutouts by a goaltender in one playoff (6). **1998-1999:** Named Minor Pro Prospect of the Year by The Hockey News...Spent season with Tappara(Finland)...Appeared in three games with Finland in 1999 World Junior Championships. **1997-98:** Won gold medal with Finland in 1998 World Junior Championships...Second-team All-Star at World Junior Championships.

Sequence:  
vs. New Jersey to  
a Bay)

owed): Seven, @

eated Streak: 3  
nes. Most recent, 2-  
Toronto to 2/18/04

a record of 14-8-4.

among goaltenders who  
centage...His 1.94 goals-  
y...Credited with empty  
es goaltender to score  
n start @ Montreal  
of 24 shots vs. Boston  
of 2/16)...The 11 wins sur-  
of 24 shots vs. Boston  
ives...Assigned to Injured  
(12/29)...Made 29 saves  
for NHL Defensive Player  
ins as starter for first time  
ord fourth career win over  
out streak of 164-20 vs.  
(2/3)...Made three-straight  
Pittsburgh, 12/16) for first  
(12/12) after suffering an  
)...Made 22 saves in 3-1

## REGULAR SEASON

## PLAYOFFS

Season	Team	League	GP	MIN	GA	SO	AVG.	W-L-T	GP	MIN	GA	SO	AVG.	W-L
1995-96	Finland	EJC-A	3	180	3	--	1.00	---	--	--	--	--	--	--
	Tappara Jr.	Finland Jr.	16	962	37	2	2.31	---	--	--	--	--	--	--
1996-97	Tappara	Finland	5	215	17	0	4.73	1-3-0	--	--	--	--	--	--
	Finland	EJC-A	5	300	8	--	1.60	---	--	--	--	--	--	--
	Finland	WJC-A	2	120	4	--	2.00	---	--	--	--	--	--	--
1997-98	Finland	WJC-A	5	314	8	--	1.53	---	--	--	--	--	--	--
	Tappara	Finland	37	1704	83	1	2.92	14-12-3	4	196	12	0	3.67	1-2
1998-99	Tappara	Finland	43	2494	135	2	3.25	18-20-5	--	--	--	--	--	--
1999-00	Rochester	AHL	54	3089	112	6	2.18	33-13-4	21	1235	37	6	1.80	13-8
2000-01	Rochester	AHL	47	2753	100	4	2.18	26-15-4	4	250	11	0	2.64	1-3
	Buffalo	NHL	2	108	5	0	2.71	2-0-0	--	--	--	--	--	--
2001-02	Rochester	AHL	45	2764	115	3	2.50	16-17-12	1	59	3	0	3.06	0-1
	Buffalo	NHL	10	518	23	0	2.66	4-3-1	--	--	--	--	--	--
2002-03	Rochester	AHL	19	1169	55	2	2.82	5-9-5	--	--	--	--	--	--
	Buffalo	NHL	16	891	36	1	2.42	4-9-3	--	--	--	--	--	--
2003-04	Buffalo	NHL	35	1797	77	2	2.57	11-17-2	--	--	--	--	--	--
2004-05	Hameenlinna	Finland	27	1614	54	1	2.01	14-8-4	--	--	--	--	--	--
<b>NHL Totals</b>			<b>63</b>	<b>3,315</b>	<b>141</b>	<b>3</b>	<b>2.55</b>	<b>21-29-6</b>	--	--	--	--	--	--
<b>Buffalo Totals</b>			<b>63</b>	<b>3,315</b>	<b>141</b>	<b>3</b>	<b>2.55</b>	<b>21-29-6</b>	--	--	--	--	--	--


# MIKA NORONEN





**CAREER:** con't

600th penalty minute at Cleveland (12/26)...Scored first goal of season against Hamilton (11/17)...Missed seven games with injury (10/14 to 10/30)...Recorded nine penalty minutes on 10/12 against Philadelphia, to move into 18th place on Amerks' all-time penalty minute list but also injured shoulder that night. **2001-02:** Finished season with 388 penalty minutes, ranking second on Amerks' single-season penalty minute list behind Rob Ray (446 PIMs 1988-89)...Led AHL in PIMs, becoming the first Amerk to lead the league in category since Ray in 1988-89...Finished season with career highs in goals (four) and points (five) in 67 games...Broke 500-penalty minute mark as pro @ Cleveland (4/07)...Served one-game suspension vs. Syracuse (4/05)...Played in 100th professional game @ Syracuse (3/06)...Broke 300 penalty minute plateau @ Chicago (3/02)...First Amerk to top 300 PIMs in a season since Rumun Ndur accomplished the feat in 1995-96...Scored first goal of season @ Cleveland (12/20)...Played first game with brother, Geoff (3/22)...Geoff and Andrew both had one goal and one assist @ Cincinnati (3/23)...2002 Playoffs: Did not appear in postseason due to serving two-game suspension. **2000-01:** Appeared in 49 games and was fourth on Amerks with 118 PIMs in first season of professional hockey. 1999-00: Scored 19 points in 42 games with Kitchener (OHL). 1998-99: Recorded 14 goals in 54 games with Oshawa (OHL)...Totalled nine points (2+7) in 15 playoff games with Oshawa. **1997-98:** Tallied second-most penalty minutes on team with 220 PIMs for Oshawa (OHL)...Scored two goals in Memorial Cup playoffs.



**ANDREW PETERS**

**REGULAR SEASON**

**PLAYOFFS**

Season	Team	League	GP	G	A	TP	+	-	PIM	PP	SH	GW	GT	S	%	GP	G	A	TP	PIM
1996-97	Georgetown	Tier 2-Jr	46	11	16	27	--	--	105	--	--	--	--	--	--	--	--	--	--	--
1997-98	Oshawa	OHL	60	11	7	18	--	--	220	--	--	--	--	--	--	7	2	0	2	19
1998-99	Oshawa	OHL	54	14	10	24	--	--	137	--	--	--	--	--	--	15	2	7	9	36
1999-00	Kitchener	OHL	42	6	13	19	--	--	95	--	--	--	--	--	--	--	--	--	--	--
2000-01	Rochester	AHL	49	0	4	4	-2	118	0	0	0	0	13	0.0	--	--	--	--	--	--
2001-02	Rochester	AHL	67	4	1	5	-2	388	0	0	0	0	27	14.8	--	--	--	--	--	--
2002-03	Rochester	AHL	57	3	0	3	-16	223	0	0	0	0	26	11.5	3	0	0	0	24	--
2003-04	Buffalo	NHL	42	2	0	2	-3	151	0	0	0	0	19	10.5	--	--	--	--	--	--
2004-05	Bodens IK	Sweden	22	2	4	6	--	195	--	--	--	--	--	--	--	--	--	--	--	--
<b>NHL Totals</b>			<b>42</b>	<b>2</b>	<b>0</b>	<b>2</b>	<b>-3</b>	<b>151</b>	<b>0</b>	<b>0</b>	<b>0</b>	<b>0</b>	<b>19</b>	<b>10.5</b>	--	--	--	--	--	--
<b>Buffalo Totals</b>			<b>42</b>	<b>2</b>	<b>0</b>	<b>2</b>	<b>-3</b>	<b>151</b>	<b>0</b>	<b>0</b>	<b>0</b>	<b>0</b>	<b>19</b>	<b>10.5</b>	--	--	--	--	--	--





# 24



## TAYLOR PYATT LEFT WING

BORN: AUG 19, 1981 - THUNDER BAY, ONTARIO  
SHOOTS: LEFT  
HEIGHT: 6'4" WEIGHT: 220 LBS.



LAST AMATEUR CLUB: SUDBURY (OHL)  
HOW ACQUIRED: ACQUIRED FROM NEW YORK ISLANDERS  
ALONG WITH TIM CONNOLLY ON JUNE 24, 2001, IN EXCHANGE  
FOR MICHAEL PEDA.

### vs. NHL

Team	GP	G	A	TP	PIM
Anaheim	6	2	0	2	4
Atlanta	12	1	3	4	12
Boston	15	2	3	5	4
Buffalo	4	0	0	0	0
Calgary	4	1	0	1	2
Carolina	13	2	2	4	5
Chicago	5	0	1	1	0
Colorado	3	0	1	1	2
Columbus	5	3	0	3	8
Dallas	5	1	0	1	0
Detroit	4	0	0	0	2
Edmonton	4	0	0	0	0
Florida	12	2	3	5	13
Los Angeles	5	2	3	5	4
Minnesota	7	0	0	0	2
Montreal	16	6	3	9	0
Nashville	3	0	2	2	0
New Jersey	16	2	3	5	8
N.Y. Islanders	10	0	1	1	18
N.Y. Rangers	11	0	4	4	4
Ottawa	17	0	4	4	10
Philadelphia	13	1	3	4	2
Phoenix	6	1	1	2	2
Pittsburgh	13	0	7	7	9
San Jose	4	0	1	1	4
St. Louis	6	0	0	0	8
Tampa Bay	13	5	0	5	4
Toronto	17	4	2	6	8
Vancouver	5	0	0	0	2
Washington	13	1	3	4	0
<b>NHL Totals</b>	<b>267</b>	<b>36</b>	<b>50</b>	<b>86</b>	<b>137</b>

### CAREER HIGHS

**Goals:** 3, 3/28/03 vs. Montreal  
**Assists:** 3, twice, 4/10/02 @ Pittsburgh & 11/05/03 vs. Atlanta  
**Points:** 3, three times, 4/10/02 @ Pittsburgh, 3/28/03 vs. Montreal & 11/05/03 vs. Atlanta  
**Penalty Minutes:** 10, 10/10/02 vs. New York Islanders  
**Longest Point Streak:** Four games, 3/12/03 vs. Carolina to 3/18/03 vs. Philadelphia (2+2)

### 2004-05 SEASON:

Played with Hammarby IF in Sweden, tallying 20 points (11+9) in 24 games.

### CAREER:

**2003-04:** Netted career-best four game-winning goals and two short-handed markers...Skated 20 shifts @ Montreal (4/03) after missing previous eight games due to injury...Assessed season-high six penalty minutes @ Ottawa (2/28)...Recorded assist on Chris Drury's goal vs. N.Y. Islanders (2/27) for two-game assist streak...Recorded two assists in win over Los Angeles (2/13), his 250th NHL contest...Returned to action @ N.Y. Rangers (1/30), taking four shots...Missed 11 games with knee injury suffered after skating four shifts @ Montreal (1/06)... Scored GWG (fourth of season) vs. Carolina (12/26)...Scored third GWG of season in win over Florida (11/28)...Goal was seventh of season...Had career-high (tying) three assists vs. Atlanta (11/05)...Also scored three points on 4/10/02 @ Pittsburgh (0+3) and 3/28/03 vs. Montreal (3+0)...Scored second SH/ENG of season vs. Toronto (10/30)...Recorded second-straight two-goal game in victory @ Anaheim (10/24)...Scored two goals to lead Sabres to win @ Los Angeles (10/23)...Scored PPG and SH/ENG...Scored his first goal of season vs. Dallas (10/13)...**2002-2003:** Set career highs in goals (14), assists (14) and points (28)...Finished season by scoring nine points (6+3) in his last 10 games...Scored 14th goal of season @ Boston (4/05)...Played in

### CAREER: con't

200th NHL game, recording PPA @ Carolina (3/29)...Returned to lineup (3/28) vs. Montreal after missing four games with concussion and recorded first career NHL hat trick...Prior to injury, was on career-long, four-game point streak (2+2)...Scored goals on back-to-back nights vs. Tampa Bay (3/14) and @ Atlanta (3/15)...Scored goal in 4-2 win vs. Toronto (3/06)...Scored goal in 4-0 win vs. Toronto (1/24)...Named to Young Stars Game @ NHL All-Star Game (2/01)...Scored goal in 4-2 win vs. Boston (12/18)...Netted two goals vs. Columbus (11/22)...Tied career high with three-game point streak (1+3) from vs. N.Y. Rangers (10/17) to vs. Philadelphia (10/22)...Scored goal and assisted on another vs. Phoenix (10/19)...Scored two goals (one PP) in 6-1 win @ Montreal (10/12)...Assessed match penalty for attempt to injure vs. N.Y. Islanders (10/10). **2001-02:** Ended season on three-game point streak (1+4) and recorded seven points over team's final five games...Scored 10th goal of season (ENG) in 3-0 win @ Montreal (4/13)...Recorded three assists vs. Pittsburgh (4/10), establishing career high for points in a game...Recorded goal and assist in 3-1 win vs. Florida (4/05)...Scored goal vs. Washington (3/26)...Scored goal in 2-2 tie @ Tampa Bay (3/17)...Scored 1st win @ Philadelphia (3/14)...Scored GTG at 18:10 of third period in 2-2 tie vs. New Jersey (2/12)...Scored goal @ New Jersey (2/10)...Recorded first career multi-goal game in 4-1 win vs. Tampa Bay (1/25)...Scored first goal of season and first as Sabre @ Calgary (1/03)...Recorded first point as Sabre by assisting on Rhett Warrener's goal @ Toronto (12/22)...Made Sabres' debut vs. Chicago (12/19)...Was recalled from Rochester (AHL), 12/18...Recorded 10 points (6+4) and 36 penalty minutes in 27 games played with Rochester at time of recall. **2000-01:** Appeared in 78 games with the Islanders, recording four goals and 14 assists for 18 points in rookie season...Had assist vs. Boston (4/07)...Registered assist in 4-1 win vs. Pittsburgh (4/02)...Recorded assist @ Boston (3/31)...Scored first career PPG vs. Columbus (12/23)...Scored GWG and was +1 in 2-1 win vs. Carolina (12/19)...Scored first NHL goal (Dan Cloutier), a game winner, vs. Tampa Bay (11/27)...Recorded first NHL point/assist in 2-1 win vs. Montreal (10/27)...Made NHL debut @ Tampa Bay (10/06). **1999-00:** Finished third on Sudbury in goals (40), assists (49) and points (89); second in PPGs (9) and GWGs (3)...Led OHL in plus/minus with +47...Voted First Team OHL All-Star in postseason coaches poll.

### REGULAR SEASON

### PLAYOFFS

Season	Team	League	GP	G	A	TP	+	-	PIM	PP	SH	GW	GT	S	%	GP	G	A	TP	PIM
1997-98	Sudbury	OHL	58	14	17	31	--	104	--	--	--	--	--	--	--	10	3	1	4	8
1998-99	Sudbury	OHL	68	37	38	75	--	95	--	--	--	--	--	--	--	4	0	4	4	6
1999-00	Sudbury	OHL	68	40	49	89	--	98	--	--	--	--	--	--	--	12	8	7	15	25
2000-01	NY Islanders	NHL	78	4	14	18	-17	39	1	0	2	0	86	4.7	--	--	--	--	--	--
2001-02	Rochester	AHL	27	6	4	10	--	36	--	--	--	--	--	--	--	--	--	--	--	--
	Buffalo	NHL	48	10	10	20	4	35	0	0	0	1	61	16.4	--	--	--	--	--	--
2002-03	Buffalo	NHL	78	14	14	28	-8	38	2	0	0	0	110	12.7	--	--	--	--	--	--
2003-04	Buffalo	NHL	63	8	12	20	-7	25	1	2	4	0	98	8.2	--	--	--	--	--	--
2004-05	Hammarby	Sweden	24	11	9	20	--	20	--	--	--	--	--	--	--	--	--	--	--	--
	<b>NHL Totals</b>		<b>267</b>	<b>36</b>	<b>50</b>	<b>86</b>	<b>-28</b>	<b>137</b>	<b>4</b>	<b>2</b>	<b>6</b>	<b>1</b>	<b>355</b>	<b>10.1</b>	--	--	--	--	--	--
	<b>Buffalo Totals</b>		<b>189</b>	<b>32</b>	<b>36</b>	<b>68</b>	<b>-11</b>	<b>98</b>	<b>3</b>	<b>2</b>	<b>4</b>	<b>1</b>	<b>269</b>	<b>11.9</b>	--	--	--	--	--	--





9

**DEREK ROY**  
CENTER

BORN: MAY 4, 1983 - OTTAWA, ONTARIO  
SHOOT: LEFT  
HEIGHT: 5'9" WEIGHT: 187 LBS.

LAST AMATEUR CLUB: KITCHENER (OHL)  
HOW ACQUIRED: BUFFALO'S SECOND-ROUND DRAFT CHOICE  
(32ND OVERALL) IN THE 2001 NHL ENTRY DRAFT



**vs. NHL**

Team	GP	G	A	TP	PIM
Anaheim	1	0	0	0	0
Atlanta	2	1	0	1	0
Boston	6	0	2	2	2
Carolina	3	1	0	1	0
Columbus	1	1	1	2	0
Florida	2	1	0	1	2
Los Angeles	1	0	1	1	0
Minnesota	1	0	0	0	0
Montreal	3	0	2	2	2
New Jersey	2	1	1	2	0
N.Y. Islanders	3	0	0	0	0
N.Y. Rangers	3	0	0	0	0
Ottawa	4	1	1	2	0
Philadelphia	2	0	0	0	0
Pittsburgh	3	0	0	0	4
San Jose	1	0	0	0	0
St. Louis	1	1	0	1	2
Tampa Bay	2	0	0	0	0
Toronto	5	2	0	2	0
Washington	3	0	2	2	0
<b>NHL Totals</b>	<b>49</b>	<b>9</b>	<b>10</b>	<b>19</b>	<b>12</b>

**CAREER HIGHS**

**Goals:** 2, 3/06/04 @ Toronto  
**Assists:** 2, 12/31/03 vs. Washington  
**Points:** 2, four times. Most recent, 3/29/04 vs. Columbus  
**Penalty Minutes:** 2, six times. Most recent, 3/27/04 @ Pittsburgh  
**Longest Point Streak:** Three games, 3/03/04 vs. Ottawa to 3/07/04 vs. St. Louis (3+1)

**2004-05 SEASON:**

Appeared in 67 games with the Rochester Americans (AHL), collecting 61 points on 16 goals and 45 assists...Tied for the team lead in points during the Amerks playoff run, picking up 11 points (6+5)...Picked up two points (1+1) @ Hamilton on 4/15...Picked up three assists at St. John's on 2/9...Collected two points for the second-straight game on 2/5...Picked up two points against Albany on 2/4...Collected two assists on 12/2 at Houston...Collected four points (1+3) @ Binghamton on 11/27...Amassed three points (1+2) @ Syracuse on 11/13...Picked up three points @ Hershey (1+2) on 10/30...

**CAREER:**

**2003-04:** Opened and closed season in Rochester after appearing in 49 games with Buffalo...Had one two-goal game and three multi-point outings as Sabre...Scored a point in each of his last three regular-season games with Rochester, including game-tying goal @ Binghamton (4/10)...Reassigned to Rochester, 4/06...Recorded goal and assists vs. Columbus (3/29)...Performance was fourth multi-point game of NHL career...Picked up fourth GWG of season with marker @ Florida (3/20)...Scored GWG 15 seconds into overtime @ Atlanta (3/17)...Scored PPG vs. St. Louis (3/07)...Recorded first two-goal game in NHL with two first-period tallies @ Toronto

**CAREER:** con't

(3/06)...Picked up assist on tying goal vs. Ottawa (3/03)...Had goal and PPA @ New Jersey (2/25)...Second multi-point game of NHL career...Took two shots in NHL YoungStars Game (2/07)...Scored GWG @ Carolina (1/25)...Took two shots @ Boston (1/22)...Sat out @ Atlanta (1/20)...Assisted on Jason Botterill's first NHL goal of season @ Boston (1/12)...Named to Canadian roster for 2004 Pepsi AHL All-Star Classic...Recorded assist on Alexei Zhitnik's goal @ Montreal (1/06)...Point was his first on road...Had first NHL multi-point game with two assists vs. Washington (12/31)...Assists came on two of Afinogenov's three goals...Scored first NHL goal on backhand vs. Ottawa (12/23)...Called up from Rochester (12/13) and made NHL debut that night vs. Minnesota...Took one shot on goal vs. Wild...At time of recall, led Amerks in scoring (9+14) in 23 games...Named October's American Hockey League Rookie of the Month after scoring four goals and six assists in six games...Tied for 12th in AHL in points...Recorded first pro point/assist on GWG in 2-1 Rochester victory over Hamilton (10/10)...Scored first pro goal, the GWG, in 3-1 win over Toronto (10/24)...Also had assist in that game for first multi-point night as pro...Recorded four points (2+2) vs. Syracuse...Credited with two points (1+1) vs. Hamilton (10/31)...Had two assists vs. Houston (11/26)...Scored goals in back-to-back games vs. Manitoba (12/5-6)...2004 Playoffs: Scored third goal of series vs. Milwaukee (5/26)...Netted PPG vs. Milwaukee (5/22)...Recorded goal in game two win over Milwaukee (5/20)...Recorded two assists in win over Syracuse (4/25) and two more assists in game seven win over Syracuse (5/01)...Credited with assist vs. Syracuse (4/23)...Picked up first professional playoff goal in win over Syracuse (4/28)...Scored first professional playoff point with assist @ Syracuse (4/17). **2002-2003:** Scored three points (1+2) in six games for Team Canada in the 2003 Under-20 World Championships...Won 59-of-82 faceoffs in helping Team Canada to silver medal. Won Stafford Memorial Trophy as most valuable player in leading Kitchener to the Memorial Cup...Named to Memorial Cup...All-Star Team...Led Kitchener in postseason assists...Scored in 20 of the Rangers' 21 postseason games...Opened playoffs with seven-game scoring streak (3+12) and closed playoffs with 13-game streak (6+11)...Ranked second in Ontario Hockey League with 32 post-season points...Scored go-ahead goal in Game Five of OHL Finals...Finished 18th in OHL in scoring with 78 points...Scored in 13-straight games (9+21) from 10/04 to 11/08...Finished third in voting for OHL's Most Outstanding Player award...Scored goal to lead OHL's Western Conference team to win in Hershey Cup All-Star Series. **2001-02:** Scored a team- and career-best 89 points (43+46) for Kitchener...43 goals set career high...Finished 11th in OHL scoring race...Finished seventh in OHL in goals (43) and PP goals (7)...Led team with three PPGs vs. Guelph (3/10)...Scored a goal in five-straight games (7) from 1/08 to 1/17...Member of OHL Western Conference All-Star team. **2000-01:** Scored 80-or-more points (42+39) for second-straight season at Kitchener. 1999-2000: Recorded 34 goals and 53 assists in first season at Kitchener to lead Rangers...Ranked 10th (tie) in OHL scoring race...Named Kitchener's MVP...Selected to All-Rookie Team by Canadian Hockey League...Led CHL rookies in scoring (34+53)...Named Emms Family Award winner as OHL's Rookie of the Year...Chosen to OHL All-Rookie Team. 1998-99: Scored 61 goals in only 34 games for Ontario East.


**REGULAR SEASON**

**PLAYOFFS**

Season	Team	League	GP	G	A	TP	+/-	PIM	PP	SH	GW	S	5%	GP	G	A	TP	PIM	
1998-99	Ontario East	OMHA	34	61	31	92	--	42	--	--	--	--	--	--	--	--	--	--	
1999-00	Kitchener	OHL	66	34	53	87	+1	44	--	--	--	--	--	5	4	1	5	6	
2000-01	Kitchener	OHL	65	42	39	81	-20	114	--	--	--	--	--	--	--	--	--	--	
2001-02	Kitchener	OHL	62	43	46	89	+1	92	--	--	--	--	--	4	1	2	3	2	
2002-03	Kitchener	OHL	49	28	50	78	+23	73	--	--	--	--	--	21	9	23	32	14	
2003-04	Rochester	AHL	26	10	16	26	+6	20	2	0	1	--	67	14.9	16	6	8	14	18
	Buffalo	NHL	49	9	10	19	-8	12	1	0	4	0	71	12.7	--	--	--	--	--
2004-05	Rochester	AHL	67	16	45	61	-4	60	7	0	6	--	151.106	9	6	5	11	6	
<b>NHL Totals</b>			<b>49</b>	<b>9</b>	<b>10</b>	<b>19</b>	<b>-8</b>	<b>12</b>	<b>1</b>	<b>0</b>	<b>4</b>	<b>0</b>	<b>71</b>	<b>12.7</b>	<b>--</b>	<b>--</b>	<b>--</b>	<b>--</b>	<b>--</b>
<b>Buffalo Totals</b>			<b>49</b>	<b>9</b>	<b>10</b>	<b>19</b>	<b>-8</b>	<b>12</b>	<b>1</b>	<b>0</b>	<b>4</b>	<b>0</b>	<b>71</b>	<b>12.7</b>	<b>--</b>	<b>--</b>	<b>--</b>	<b>--</b>	<b>--</b>



9



**DEREK ROY**  
CENTER

BORN: MAY 4, 1983 - OTTAWA, ONTARIO  
SHOOTS: LEFT  
HEIGHT: 5'9" WEIGHT: 187 LBS.



LAST AMATEUR CLUB: KITCHENER (OHL)  
HOW ACQUIRED: BUFFALO'S SECOND-ROUND DRAFT CHOICE (32ND OVERALL) IN THE 2001 NHL ENTRY DRAFT

**vs. NHL**

Team	GP	G	A	TP	PIM
Anaheim	1	0	0	0	0
Atlanta	2	1	0	1	0
Boston	6	0	2	2	2
Carolina	3	1	0	1	0
Columbus	1	1	1	2	0
Florida	2	1	0	1	2
Los Angeles	1	0	1	1	0
Minnesota	1	0	0	0	0
Montreal	3	0	2	2	2
New Jersey	2	1	1	2	0
N.Y. Islanders	3	0	0	0	0
N.Y. Rangers	3	0	0	0	0
Ottawa	4	1	1	2	0
Philadelphia	2	0	0	0	0
Pittsburgh	3	0	0	0	4
San Jose	1	0	0	0	0
St. Louis	1	1	0	1	2
Tampa Bay	2	0	0	0	0
Toronto	5	2	0	2	0
Washington	3	0	2	2	0
<b>NHL Totals</b>	<b>49</b>	<b>9</b>	<b>10</b>	<b>19</b>	<b>12</b>

**CAREER HIGHS**

**Goals:** 2, 3/06/04 @ Toronto  
**Assists:** 2, 12/31/03 vs. Washington  
**Points:** 2, four times. Most recent, 3/29/04 vs. Columbus  
**Penalty Minutes:** 2, six times. Most recent, 3/27/04 @ Pittsburgh  
**Longest Point Streak:** Three games, 3/03/04 vs. Ottawa to 3/07/04 vs. St. Louis (3+1)

**2004-05 SEASON:**

Appeared in 67 games with the Rochester Americans (AHL), collecting 61 goals and 45 assists...Tied for the team lead in points during the Amerks playoff run, picking up 11 points (6+5)...Picked up two points (1+1) @ Hamilton on 4/15...Picked up three assists at St. John's on 2/9...Collected two points for the second-straight game on 2/5...Picked up two points against Albany on 2/4...Collected two assists on 12/2 at Houston...Collected four points (1+3) @ Binghamton on 11/27...Amassed three points (1+2) @ Syracuse on 11/13...Picked up three points @ Hershey (1+2) on 10/30...

**CAREER:**

**2003-04:** Opened and closed season in Rochester after appearing in 49 games with Buffalo...Had one two-goal game and three multi-point outings as Sabre...Scored a point in each of his last three regular-season games with Rochester, including game-tying goal @ Binghamton (4/10)...Reassigned to Rochester, 4/06...Recorded goal and assists vs. Columbus (3/29)...Performance was fourth multi-point game of NHL career...Picked up fourth GWG of season with marker @ Florida (3/20)...Scored GWG 15 seconds into overtime @ Atlanta (3/17)...Scored PPG vs. St. Louis (3/07)...Recorded first two-goal game in NHL with two first-period tallies @ Toronto

**CAREER:** con't

(3/06)...Picked up assist on tying goal vs. Ottawa (3/03)...Had goal and PPA @ New Jersey (2/25)...Second multi-point game of NHL career...Took two shots in NHL YoungStars Game (2/07)...Scored GWG @ Carolina (1/25)...Took two shots @ Boston (1/22)...Sat out @ Atlanta (1/20)...Assisted on Jason Botterill's first NHL goal of season @ Boston (1/12)...Named to Canadian roster for 2004 Pepsi AHL All-Star Classic...Recorded assist on Alexei Zhitnik's goal @ Montreal (1/06)...Point was his first on road...Had first NHL multi-point game with two assists vs. Washington (12/31)...Assists came on two of Afinogenov's three goals...Scored first NHL goal on backhand vs. Ottawa (12/23)...Called up from Rochester (12/13) and made NHL debut that night vs. Minnesota...Took one shot on goal vs. Wild...At time of recall, led Amerks in scoring (9+14) in 23 games...Named October's American Hockey League Rookie of the Month after scoring four goals and six assists in six games...Tied for 12th in AHL in points...Recorded first pro point/assist on GWG in 2-1 Rochester victory over Hamilton (10/10)...Scored first pro goal, the GWG, in 3-1 win over Toronto (10/24)...Also had assist in that game for first multi-point night as pro...Recorded four points (2+2) vs. Syracuse...Credited with two points (1+1) vs. Hamilton (10/31)...Had two assists vs. Houston (11/26)...Scored goals in back-to-back games vs. Manitoba (12/5-6)...2004 Playoffs: Scored third goal of series vs. Milwaukee (5/26)...Netted PPG vs. Milwaukee (5/22)...Recorded goal in game two win over Milwaukee (5/20)...Recorded two assists in win over Syracuse (4/25) and two more assists in game seven win over Syracuse (5/01)...Credited with assist vs. Syracuse (4/23)...Picked up first professional playoff goal in win over Syracuse (4/28)...Scored first professional playoff point with assist @ Syracuse (4/17). **2002-2003:** Scored three points (1+2) in six games for Team Canada in the 2003 Under-20 World Championships...Won 59-of-82 faceoffs in helping Team Canada to silver medal. Won Stafford Memorial Trophy as most valuable player in leading Kitchener to the Memorial Cup...Named to Memorial Cup...All-Star Team...Led Kitchener in postseason assists...Scored in 20 of the Rangers' 21 postseason games...Opened playoffs with seven-game scoring streak (3+12) and closed playoffs with 13-game streak (6+11)...Ranked second in Ontario Hockey League with 32 post-season points...Scored go-ahead goal in Game Five of OHL Finals...Finished 18th in OHL in scoring with 78 points...Scored in 13-straight games (9+21) from 10/04 to 11/08...Finished third in voting for OHL's Most Outstanding Player award...Scored goal to lead OHL's Western Conference team to win in Hershey Cup All-Star Series. **2001-02:** Scored a team- and career-best 89 points (43+46) for Kitchener...43 goals set career high...Finished 11th in OHL scoring race...Finished seventh in OHL in goals (43) and PP goals (7)...Led team with three PPGs vs. Guelph (3/10)...Scored a goal in five-straight games (7) from 1/08 to 1/17...Member of OHL Western Conference All-Star team. **2000-01:** Scored 80-or-more points (42+39) for second-straight season at Kitchener. 1999-2000: Recorded 34 goals and 53 assists in first season at Kitchener to lead Rangers...Ranked 10th (tie) in OHL scoring race...Named Kitchener's MVP...Selected to All-Rookie Team by Canadian Hockey League...Led CHL rookies in scoring (34+53)...Named Emms Family Award winner as OHL's Rookie of the Year...Chosen to OHL All-Rookie Team. 1998-99: Scored 61 goals in only 34 games for Ontario East.

**REGULAR SEASON**

**PLAYOFFS**

Season	Team	League	GP	G	A	TP	+	-	PIM	PP	SH	GW	S	%	GP	G	A	TP	PIM
1998-99	Ontario East	OMHA	34	61	31	92	--	42	--	--	--	--	--	--	--	--	--	--	--
1999-00	Kitchener	OHL	66	34	53	87	+1	44	--	--	--	--	--	--	5	4	1	5	6
2000-01	Kitchener	OHL	65	42	39	81	-20	114	--	--	--	--	--	--	4	1	2	3	2
2001-02	Kitchener	OHL	62	43	46	89	+1	92	--	--	--	--	--	--	4	1	2	3	2
2002-03	Kitchener	OHL	49	28	50	78	+23	73	--	--	--	--	--	--	21	9	23	32	14
2003-04	Rochester	AHL	26	10	16	26	+6	20	2	0	1	--	67	14.9	16	6	8	14	18
	Buffalo	NHL	49	9	10	19	-8	12	1	0	4	0	71	12.7	--	--	--	--	--
2004-05	Rochester	AHL	67	16	45	61	-4	60	7	0	6	-	151.106	9	6	5	11	6	
<b>NHL Totals</b>			<b>49</b>	<b>9</b>	<b>10</b>	<b>19</b>	<b>-8</b>	<b>12</b>	<b>1</b>	<b>0</b>	<b>4</b>	<b>0</b>	<b>71</b>	<b>12.7</b>	<b>--</b>	<b>--</b>	<b>--</b>	<b>--</b>	<b>--</b>
<b>Buffalo Totals</b>			<b>49</b>	<b>9</b>	<b>10</b>	<b>19</b>	<b>-8</b>	<b>12</b>	<b>1</b>	<b>0</b>	<b>4</b>	<b>0</b>	<b>71</b>	<b>12.7</b>	<b>--</b>	<b>--</b>	<b>--</b>	<b>--</b>	<b>--</b>

# 10



## HENRIK TALLINDER DEFENSE

BORN: JAN 10, 1979 - STOCKHOLM, SWEDEN  
SHOOT: LEFT  
HEIGHT: 6'3" WEIGHT: 210 LBS.

LAST AMATEUR CLUB: TPS TURKU (FINLAND)  
HOW ACQUIRED: BUFFALO'S SECOND-ROUND CHOICE (48TH OVERALL) IN THE 1997 NHL ENTRY LEVEL DRAFT



### vs. NHL

Team	GP	G	A	TP	PIM
Anaheim	2	0	1	1	2
Atlanta	5	0	2	2	2
Boston	10	0	4	4	6
Calgary	2	0	0	0	2
Carolina	5	0	1	1	0
Chicago	3	0	0	0	2
Columbus	2	0	0	0	2
Dallas	2	0	0	0	0
Detroit	1	0	1	1	0
Edmonton	1	0	0	0	2
Florida	5	0	0	0	0
Los Angeles	1	1	0	1	0
Minnesota	3	0	0	0	2
Montreal	10	1	1	2	0
Nashville	2	0	0	0	0
New Jersey	5	0	0	0	0
N.Y. Islanders	6	0	0	0	10
N.Y. Rangers	6	0	0	0	0
Ottawa	9	2	2	4	2
Philadelphia	7	0	1	1	8
Phoenix	3	0	0	0	2
Pittsburgh	7	0	0	0	0
San Jose	2	0	0	0	0
St. Louis	2	0	0	0	0
Tampa Bay	4	0	1	1	4
Toronto	6	0	3	3	4
Vancouver	3	0	0	0	2
Washington	6	0	2	2	2
<b>NHL Totals</b>	<b>120</b>	<b>4</b>	<b>19</b>	<b>23</b>	<b>54</b>

### CAREER HIGHS

**Goals:** 1, four times. Most recent, 2/13/04 vs. Los Angeles  
**Assists:** 2, 1/24/03, vs. Toronto  
**Points:** 2, 1/24/03, vs. Toronto  
**Penalty Minutes:** 6, 12/14/02 @ Philadelphia

**Longest Point Streak:** 2 games, four times. Most recent, 3/17/04 @ Atlanta to 3/18/04 @ Tampa Bay (0+2)

### 2004-05 SEASON:

Played with Linkopings in the Swedish League, collecting 16 points (6+10), 63 PIMs and +30 rating in 44 games...appeared in 10 playoff games with SC Bern in the Swiss "A" League, scoring two points (1+1).

### CAREER:

**2003-04:** Took season- and team-high four shots vs. N.Y. Islanders (2/21), his 100th NHL game...Picked up assist vs. Atlanta (2/16)...Scored first goal of season in win vs. Los Angeles...Goal was fourth of career...Assisted on Chris Drury's goal vs. Philadelphia (1/13)...Assisted on Maxim Afinogenov's third goal vs. Washington (12/31)...Recorded first assist of season on Jochen Hecht's goal vs. Detroit (12/10). **2002-03:** Finished fourth among NHL rookies in average ice time at 19:52...Returned to Sabres' lineup @ Carolina (3/29) after missing 24 games with high ankle sprain suffered vs. St. Louis (2/11)...Had PPA @ Ottawa (1/25)...Set career high with two assists, one PP, in 4-0 win vs. Toronto (1/24)...Named to Young Stars Game @ NHL All-Star Game 2/1 in Florida...Scored goal in 3-2 win @ Montreal (1/11)...Assisted on Tim Connolly's goal in 4-2 win vs. Boston (1/10)...Recorded first career SH point/assist on Curtis Brown's goal in 6-3 win vs. Carolina (1/03)...Scored goal vs. Ottawa (12/26)...Had PPA @ Montreal (12/21)...Assisted on Chris Gratton's goal in 4-2 win vs. Boston (12/18)...Scored first NHL/Sabre goal with PPG vs. Ottawa (12/10)...Picked up first career PPA in 4-3 win vs. Washington (12/07)...Had assist in 4-0 win vs. Anaheim (12/04)...Recorded first career

### CAREER: con't

NHL point @ Boston (11/23)...Left game in third period after re-injuring shoulder...Was first game back after missing previous seven games with a separated AC joint. **2001-02:** Made NHL/Sabre debut vs. Washington (4/12)...Appeared in Sabres' final two games...**With Rochester:** In first season with Amerks, registered 20 points (6+14) in 73 games...Tied for first in goals among Amerk defensemen...Tied for second on team with +11...Had season-high, three-game point streak (2+1) from @ Syracuse (3/06) to @ Hartford (3/09)...Netted second OT/GWG of the season in a 3-2 win @ Hartford (3/09)... Scored first goal (GWG) as an Amerk in 3-2 (OT) win @ Albany (1/12)...Recorded two assists in Amerk debut vs. Albany (10/26)...Missed first seven games of season due to injury...Assigned to Rochester (10/03)...**2002 Playoffs:** Played in two playoff games for Amerks... Made North American playoff debut in Game One of Western Conference Qualifier @ Philadelphia Phantoms (4/09). **2000-01:** Member of Finnish League Championship TPS Turku.



### REGULAR SEASON

### PLAYOFFS

Season	Team	League	GP	G	A	TP	+/-	PIM	PP	SH	GWG	S	%	GP	G	A	TP	PIM
1996-97	AIK Solna	Sweden Jr	40	4	13	17	-	55	-	-	-	-	-	-	-	-	-	-
	AIK Solna	Sweden	1	0	0	0	-	0	-	-	-	-	-	-	-	-	-	-
1997-98	AIK Solna	Sweden	34	0	0	0	-	26	-	-	-	-	-	-	-	-	-	-
1998-99	AIK Solna	Sweden	36	0	0	0	-	26	-	-	-	-	-	-	-	-	-	-
1999-00	AIK Solna	Sweden	50	0	2	2	-	59	-	-	-	-	-	-	-	-	-	-
2000-01	TPS Turku	Finland	56	5	9	14	-	62	-	-	-	-	-	-	-	-	-	-
2001-02	Rochester	AHL	73	6	14	20	11	26	1	0	2	1	93	65	-	-	-	-
	Buffalo	NHL	2	0	0	0	0	0	0	0	0	0	4	0.0	-	-	-	-
2002-03	Buffalo	NHL	46	3	10	13	-3	28	1	0	0	0	37	8.1	-	-	-	-
2003-04	Buffalo	NHL	72	1	9	10	5	26	0	0	0	0	63	1.6	-	-	-	-
2004-05	Linkopings HC	Sweden	44	6	10	16	30	63	-	-	-	-	95	6.3	-	-	-	-
	SC Bern	Swiss	-	-	-	-	-	-	-	-	-	-	-	-	-	-	-	-
														10	1	1	2	4
<b>NHL Totals</b>			<b>120</b>	<b>4</b>	<b>19</b>	<b>23</b>	<b>2</b>	<b>54</b>	<b>1</b>	<b>0</b>	<b>0</b>	<b>0</b>	<b>104</b>	<b>3.8</b>	-	-	-	-
<b>Buffalo Totals</b>			<b>120</b>	<b>4</b>	<b>19</b>	<b>23</b>	<b>2</b>	<b>54</b>	<b>1</b>	<b>0</b>	<b>0</b>	<b>0</b>	<b>104</b>	<b>3.8</b>	-	-	-	-



# 26



## THOMAS VANEK LEFT WING

BORN: JAN 19, 1984 - GRAZ, AUSTRIA  
SHOOTS: RIGHT  
HEIGHT: 6'2" WEIGHT: 207 LBS.

LAST AMATEUR CLUB: MINNESOTA  
HOW ACQUIRED: BUFFALO'S FIRST-ROUND CHOICE (5TH OVERALL IN THE 2003 NHL ENTRY DRAFT.)



### vs. AHL

Team	GP	G	A	TP	PIM
Albany	6	3	3	6	12
Binghamton	8	4	7	11	12
Cincinnati	4	2	0	2	0
Cleveland	7	3	4	7	4
Edmonton	4	0	0	0	0
Grand Rapids	1	0	1	1	2
Hamilton	9	4	4	8	8
Hershey	2	1	0	1	0
Houston	2	1	0	1	0
Milwaukee	2	0	0	0	0
Manitoba	4	4	0	4	2
Philadelphia	2	1	1	2	4
San Antonio	1	0	1	1	4
St. John's	6	6	1	7	2
Syracuse	12	10	3	13	8
Utah	4	3	1	4	4
<b>AHL Totals</b>	<b>74</b>	<b>42</b>	<b>26</b>	<b>68</b>	<b>62</b>

### CAREER HIGHS

#### 2004-05 SEASON:

Was named to the AHL All-Rookie Team...Finished his first professional season with the Rochester Americans (AHL) with 68 points (42+26)...His 42 goals tied the Amerks' franchise record for most goal by a rookie...Vanek led the AHL in power-play goals with 25...Finished second in the AHL in goal-scoring (42)...Earned Reebok AHL Rookie of the Month honors for April, after collecting 13 points (11+2) in nine games...Named the CCM/Vector Player of the Week on April 17...Finished the regular season with a four-game point streak (7+2)...Registered three power-play goals against Syracuse on 4/16...Collected three points (2+1) @ Hamilton on 4/15...Scored two goals @ St. John's on 4/11...Scored two goals against St. John's on 4/3...Picked up four points (2+2) against Albany on 3/18...Registered his first career hat-trick against Syracuse on 3/13...Scored two goals @ Manitoba on 3/6...Had an eight game point streak (8+6) from 3/5 to 3/20...Scored two goals against @ St. John's on 2/19...Had a seven-game point streak (3+5) from 1/25 to 2/4...Picked up two goals @ Syracuse on 12/18...Was named CMM Vector/AHL Player of the Week on 11/28... Collected three points (2+1) @ Binghamton on 11/27...Scored two goals against Cincinnati on 11/5...Scored his first professional goal on 11/29 against Manitoba

### CAREER:

**2003-04:** At 2004 World Championships, had four assists in win over France (4/24)...Recorded goal vs. Canada (4/25)...Picked up goal and assist vs. Switzerland (4/27)...Led World Championships with five assists in first round. Appeared in 38 games for Minnesota, earning JOFA/AHCA All-America honors...Named All-WCHA Second Team...Missed four games in February with shoulder injury...Led team in points (26+25), goals and penalties...Became 73rd player in history of Minnesota hockey to reach 100-point mark...Currently stands in 56th place with 57+56 and ranks 38th in school history with 57 career goals...Two-time WCHA Offensive Player of the Week...Led team with 16 multi-point games and six multi-goal games...Had seven games with three-or-more points...Scored at least one point in 12-straight postseason games...Ranked fourth on team in power-play points with 18 (6+12)...Recorded third three-assist game of career Wisconsin (1/30)... Scored 12 of 24 goals in the second period. **2002-03:** One of two freshmen to play in all 45 games...Led nation's rookies with 62 points (31+31)...Most points by a Golden Gopher freshman since Aaron Broten had 72 in 1979-80...First freshman to lead team in scoring since Mike Antonovich in 1969-70...First freshman named team MVP...Also received Frank Pond Rookie of the Year and Tom Mohr Playoff MVP awards...31 goals were the second-highest rookie total in school history and led the nation...WCHA Rookie of the Year...Third Golden Gopher to win award (Darby Hendrickson and Mike Crowley)...WCHA's rookie scoring leader with 33 points (15+18) in WCHA play...17 of his 31 goals came in third period or overtime...Had point in 35 of 45 games...Led team with 16 multi-point and six multi-goal games...Two-time WCHA Rookie of the Week...First Golden Gopher freshman since 1995-96 to have two hat tricks...Led team with five game-winning goals, two game-tying goals and five unassisted goals...Finished season with seven-game point streak (7+4)...Had three GWGs in the postseason...Named Frozen Four Most Outstanding Player after recording two game-winners and four points...Only fourth freshman to ever be named MOP...NCAA West Regional MVP...Collected first career hat trick and added three assists in 12-1 win vs. Alabama-Huntsville (11/1)...Most points by a Golden Gopher freshman since Dave Snuggerud had six on Dec. 16, 1985, vs. U.S. International...Had second hat trick and added an assist in 5-5 tie vs. Michigan State (11/29)...Named WCHA Rookie of the Week after collecting 2+3 in sweep at Alaska Anchorage (1/31-2/1)...Had five assists in weekend sweep of Wisconsin (2/14-15)...U of M Scholar-Athlete...First European to play at Minnesota...Graduate of Sioux Falls (S.D.) O'Gorman High School...Played three seasons with Sioux Falls of the USHL, earning first-team All-USHL honors in 2001-02 after leading the league in scoring with 46+45 in 53 games...Led USHL in goals and ranked third in assists...Tied for third in the league with 11 PPGs...Collected four hat tricks...Tallied 19 points during 11-game point streak (10/27-11/30/01)...Selected to USHL All-Star Game...Had 19 goals and 10 assists in 20 games with the Stampede in 2000-01...Played with Austria at 2001 World Junior Championships and was named the tournament's top forward...Led Austria to 5-0-0 record in Pool B of the 2003 World Junior Championships in December...Led all players with nine goals... Played for Austria in the 2004 World Junior Championships and 2004 World Championships....

### REGULAR SEASON


### PLAYOFFS

Season	Team	League	GP	G	A	TP	+-	PIM	SH	GW	GT	S	5%	GP	G	A	TP	PIM	
1999-00	Sioux Falls	USHL	35	15	18	33	-	12	-	-	-	-	-	-	-	-	-	-	
2000-01	Sioux Falls	USHL	20	19	10	29	-	15	-	-	-	-	-	-	-	-	-	-	
	Austria	WJC	7	5	5	10	-	-	-	-	-	-	-	-	-	-	-	-	
2001-02	Sioux Falls	USHL	53	46	45	91	-	91	-	-	-	-	-	-	-	-	-	-	
	Austria	WJC 20B	5	5	6	11	5	2	-	-	-	-	-	-	-	-	-	-	
2002-03	Minnesota	WCHA	45	31	31	62	-	60	7	-	5	-	-	-	-	-	-	-	
	Austria	WJC 20B	5	9	4	13	5	10	-	-	-	-	-	-	-	-	-	-	
2003-04	Minnesota	WCHA	38	26	25	51	-	72	6	1	3	0	171	15.2	-	-	-	-	
	Austria	WJC 20A	6	3	1	4	-8	11	-	-	-	-	-	-	-	-	-	-	
	Austria	World Ch.	6	2	5	7	2	0	-	-	-	-	18	11.1	-	-	-	-	
2004-05	Rochester	AHL	74	42	26	68	+2	62	25	0	6	-	271	15.5	5	2	3	5	10



# THE PLAYERS

# THE PLAYERS



## DAVID CULLEN DEFENSE


**Born:** Dec. 30, 1976, St. Catharines, Ont **Height:** 6'2" **Weight:** 210  
**Last Amateur Club:** University of Maine (NCAA - Hockey East) **Shoots:** Left  
**HOW ACQUIRED:**  
 Signed as a free agent, July 30, 2003.

**2004-05:** Appeared in 43 games for the Rochester Americans (AHL), collecting 21 points (2+19)...Scored his first goal of the season on 3/18 against Albany...Assisted on two goals for two second-straight game on 11/6...Picked up three assists against Hershey on 10/30...**2003-04:** Ranked fourth among AHL defensemen in points (47) and assists (35) and was sixth in goals (12) and third in power-play goals (9)...Netted first goal as Amerk (10/31)...Credited with three points (1+2) vs. St. John's (3/14) and vs. Syracuse (2/20)...Scored game-tying goal vs. St. John's (2/15)...Picked up two PPGs vs. Binghamton (1/28)...Recorded two assists in back-to-back games - vs. Hamilton (11/23) and @ Syracuse (11/21)...Also had two helpers vs. Manitoba (3/21) and @ Hamilton (3/13)...**2002-03:** Member of 2003 Calder Cup champion Houston Aeros...Scored two goals and added 27 assists in 72 games...Scored first goal against Wilkes-Barre (12/06)...Also had assist in that game...Recorded two assists @ Milwaukee (12/27), @ Chicago (1/15) and @ Hartford (1/22)...Recorded three goals and four assists in 23 playoff games...Had one PPG and one GWG in postseason...Collected first career playoff goal in 3-2 win in Game One of Western Conference Quarterfinals against Milwaukee (4/16)...Scored goal and added assist in 3-2 win at Milwaukee (4/19) in final game of Quarterfinals...Scored GWG in double overtime in opening game of semifinals vs. Norfolk (4/26)...Collected assist on Calder Cup-winning goal in 3-0 win at Hamilton (6/12) in Game Seven. **2001-02:** Split season between Phoenix, Springfield (AHL), Minnesota and Houston (AHL)...Acquired by Minnesota in exchange for Sebastian Bordeleau, 1/04...Scored GWG with Springfield...Played in 200th professional career game at Grand Rapids (2/22)...Scored first multi-point game vs. Chicago (1/26) with two assists. **2000-01:** Recorded 42 points (13+29) in 69 games at Springfield. 1999-00: Made professional debut with Springfield. **1998-99:** Played on Maine's 1999 NCAA Division I championship team that defeated the University of New Hampshire 3-2 in overtime.

### REGULAR SEASON

### PLAYOFFS

Season	Team	League	GP	G	A	TP	+/-	PIM	PP	SH	GW	GT	S	%	GP	G	A	TP	PIM
1995-96	Univ. of Maine	H East	34	2	4	6	--	22	--	--	--	--	--	--	--	--	--	--	--
1996-97	Univ. of Maine	H East	35	5	25	30	--	8	--	--	--	--	--	--	--	--	--	--	--
1997-98	Univ. of Maine	H East	36	10	27	37	--	24	--	--	--	--	--	--	--	--	--	--	--
1998-99	Univ. of Maine	H East	41	11	33	44	--	24	--	--	--	--	--	--	--	--	--	--	--
1999-00	Springfield	AHL	78	10	21	31	--	57	--	--	--	--	--	--	2	0	0	0	2
2000-01	Springfield	AHL	69	13	29	42	--	40	--	--	--	--	--	--	--	--	--	--	--
	Phoenix	NHL	2	0	0	0	1	0	0	0	0	0	0	0	--	--	--	--	--
2001-02	Phoenix	NHL	14	0	0	0	-5	6	0	0	0	0	3	0	--	--	--	--	--
	Springfield	AHL	15	1	4	5	-9	4	0	0	1	0	32	3.1	--	--	--	--	--
	Minnesota	NHL	3	0	0	0	-3	0	0	0	0	0	0	0	--	--	--	--	--
	Houston	AHL	38	5	15	20	-4	4	1	1	3	0	74	6.8	13	0	6	6	6
2002-03	Houston	AHL	72	2	27	29	10	42	0	0	0	0	108	1.9	23	3	4	7	23
2003-04	Rochester	AHL	75	12	35	47	-15	26	9	0	1	--	176	6.8	16	1	4	5	6
2004-05	Rochester	AHL	43	2	19	21	-11	25	1	0	2	--	70	2.9	9	2	3	5	4



## PAUL GAUSTAD CENTER

**Born:** Feb. 3, 1982, Fargo, N.D. **Height:** 6'4" **Weight:** 217  
**Last Amateur Club:** Portland (WHL) **Shoots:** Left

### HOW ACQUIRED:

Buffalo's seventh-round choice (220th overall) in the 2000 NHL Entry Draft.

**2004-05:** Appeared in 76 games for the Rochester Americans (AHL), collecting 43 points (18+25)...Tied for team lead in playoff points with 11 (6+5)...Set career-high in goals (18)...Finished the regular season with 43 points (18+25)...Picked up two goals @ Manitoba on 3/5...Scored two goals against Philadelphia on 1/21...Picked up four points (1+3) against Syracuse on 12/23...Scored two goals @ Utah on 12/8...**2003-04:** Ranked second on Amerks with 169 penalty minutes...Was sixth in points (31) and fourth in assists (22)...Picked up three points (2+1) vs. Syracuse (2/20)...Recorded two assists three times - vs. Binghamton (3/12), @ Cleveland (2/28) and @ Albany (1/14)...Credited with two points (1+1) vs. Manitoba (3/21)...Had two goals vs. Syracuse (10/26)...Scored first goal of season with short-handed tally vs. Toronto (10/17)...**2004 Playoffs:** Ranked ninth in AHL postseason with 10 assists...Picked up goal and assist against Syracuse (4/21)...Recorded two power-play assists in game two win over Syracuse (4/17)...Recorded goal and two assists in game five win over Syracuse (4/25)...Credited with two assists vs. Syracuse (4/28)...Scored game-winning goal and added assist in game one win @ Hamilton (5/05)...**2002-03:** Made NHL debut against Colorado (3/24) after being recalled from Rochester...Named Rochester's Unsung Hero and the Booster Club's Most Improved Player...The lone Amerk to play in all 80 games...Finished tied for third with 53 points (14+39)...Ranked second on team with 39 assists and was fourth with 137 PIMs...His 39 assists were most by Amerk




















INDIVIDUAL LEADERS *con't*

SHOTS

NAME	TEAM	GP	S
ILYA KOVALCHUK	ATLANTA	81	341
PATRIK ELIAS	NEW JERSEY	82	300
MARKUS NASLUND	VANCOUVER	78	296
BRENDAN SHANAHAN	DETROIT	82	280
OLLI JOKINEN	FLORIDA	82	280
PETR SYKORA	ANAHEIM	81	277
RICK NASH	COLUMBUS	80	269
SERGEI FEDOROV	ANAHEIM	80	268
JAROME IGINLA	CALGARY	81	265
BILL GUERIN	DALLAS	82	263

PENALTY MINUTES

NAME	TEAM	GP	S
SEAN AVERY	LOS ANGELES	76	261
CHRIS SIMON	NYR-CGY	78	250
KRZYSZTOF OLIWA	CALGARY	65	247
JODY SHELLEY	COLUMBUS	76	228
DONALD BRASHEAR	PHILADELPHIA	64	212
TIE DOMI	TORONTO	80	208
CHRIS NEIL	OTTAWA	82	194
ERIC CAIRNS	NY ISLANDERS	72	189
GARRETT BURNETT	ANAHEIM	39	184
FRANCIS LESSARD	ATLANTA	62	181
PETER WORRELL	COLORADO	49	179
MATT JOHNSON	MINNESOTA	57	177
DARCY HORDICHUK	FLORIDA	57	158
MATTHEW BARNABY	NYR-COL	82	157
TODD SIMPSON	ANA-OTT	62	152
STEVE OTT	DALLAS	73	152
ANDREW PETERS	BUFFALO	42	151
JIM CUMMINS	COLORADO	55	147
ZDENO CHARA	OTTAWA	79	147
ADAM MAIR	BUFFALO	81	146

PLUS/MINUS

NAME	TEAM	GP	S
MAREK MALIK	VANCOUVER	78	35
MARTIN ST. LOUIS	TAMPA BAY	82	35
ZDENO CHARA	OTTAWA	79	33
FREDRIK MODIN	TAMPA BAY	82	31
ALEX TANGUAY	COLORADO	69	30
NILS EKMAN	SAN JOSE	82	30
BRAD LUKOWICH	TAMPA BAY	79	29
ADRIAN AUCOIN	NY ISLANDERS	81	29
PATRIK ELIAS	NEW JERSEY	82	26
KENNY JONSSON	NY ISLANDERS	79	25

SHOOTING PERCENTAGE (MIN 82 SHOTS)

NAME	TEAM	GP	G	S	PCT
MARK PARRISH	NY ISLANDERS	59	24	105	22.9
GARY ROBERTS	TORONTO	72	28	124	22.6
PAVEL DATSYUK	DETROIT	75	30	136	22.1
ALEX TANGUAY	COLORADO	69	25	117	21.4
PETER FORSBERG	COLORADO	39	18	85	21.2
MIKE RIBEIRO	MONTREAL	81	20	103	19.4
BRENDEN MORROW	DALLAS	81	25	132	18.9
ROBERT LANG	WSH-DET	69	30	163	18.4
MARTIN ST. LOUIS	TAMPA BAY	82	38	212	17.9
MARTIN HAVLAT	OTTAWA	68	31	175	17.7





### 2003-2004 SEASON

#### GOALTENDING-LEADERS (Min. 25 GPI)

##### GOALS AGAINST AVERAGE

GOALTENDER	TEAM	GPI	MINS	GA	AVG
MIKKA KIPRUSOFF	S.J-CGY	38	2301	65	1.69
DWAYNE ROLOSON	MINNESOTA	48	2847	89	1.88
MARTY TURCO	DALLAS	73	4359	144	1.98
MARTIN BRODEUR	NEW JERSEY	75	4555	154	2.03
ROBERT ESCHÉ	PHILADELPHIA	40	2322	79	2.04

##### WINS

GOALTENDER	TEAM	GPI	MINS	W	L	T
MARTIN BRODEUR	NEW JERSEY	75	4555	38	26	11
MARTY TURCO	DALLAS	73	4359	37	21	13
ED BELFOUR	TORONTO	59	3444	34	19	6
TOMAS VOKOUN	NASHVILLE	73	4221	34	29	10
DAN CLOUTIER	VANCOUVER	60	3539	33	21	6

##### SAVE PERCENTAGE

GOALTENDER	TEAM	GPI	MINS	GA	SA	SPCT
DWAYNE ROLOSON	MINNESOTA	48	2847	89	1323	.933
MIKKA KIPRUSOFF	S.J-CGY	38	2301	65	966	.933
ROBERTO LUONGO	FLORIDA	72	4252	172	2475	.931
VESA TOSKALA	SAN JOSE	28	1541	53	760	.930
ANDREW RAYCROFT*	BOSTON	57	3420	117	1586	.926

##### SHUTOUTS

GOALTENDER	TEAM	GPI	MINS	SO
MARTIN BRODEUR	NEW JERSEY	75	4555	11
ED BELFOUR	TORONTO	59	3444	10
EVGENI NABOKOV	SAN JOSE	59	3456	9
MARTY TURCO	DALLAS	73	4359	9
ROBERTO LUONGO	FLORIDA	72	4252	7

#### 2003-2004 NHL AWARD WINNERS

<b>Hart Memorial Trophy</b>	Martin St. Louis, Tampa Bay
<b>Lester B. Pearson Award</b>	Martin St. Louis, Tampa Bay
<b>Vezina Trophy</b>	Martin Brodeur, New Jersey
<b>Bill Masterton Memorial Trophy</b>	Bryan Berard, Chicago
<b>King Clancy Memorial Trophy</b>	Jarome Iginla, Calgary
<b>Jack Adams Award</b>	John Tortorella, Tampa Bay
<b>Lady Byng Memorial Trophy</b>	Brad Richards, Tampa Bay
<b>Calder Memorial Trophy</b>	Andrew Raycroft, Boston
<b>Frank J. Selke Trophy</b>	Kris Draper, Detroit
<b>James Norris Memorial Trophy</b>	Scott Niedermayer, New Jersey
<b>Art Ross Trophy</b>	Martin St. Louis, Tampa Bay
<b>Maurice Richard Trophy</b>	Jarome Iginla, Calgary
	Rick Nash, Columbus
	Ilya Kovalchuk, Atlanta
<b>William M. Jennings Trophy</b>	Martin Brodeur, New Jersey
<b>Conn Smythe Trophy</b>	Brad Richards, Tampa Bay
<b>Lester Patrick Trophy</b>	Mike Emrick
	John Davidson
	Ray Miron
<b>Presidents' Trophy</b>	Detroit Red Wings

### 2003-2004 SEASON

#### SABRES SCORING BREAKDOWN (Min. 25 GPI)

Player	Even-Strength			Power-Play			Short-Handed			Home					Road						
	G	A	TP	G	A	TP	G	A	TP	GP	G	A	TP	PIM +/-	GP	G	A	TP	PIM +/-		
Afinogenov	14	11	25	3	3	6	0	0	0	37	12	5	17	28	+1	36	5	9	14	29	-5
Bartovic	1	8	9	0	0	0	0	0	0	11	0	4	4	4	E	12	1	4	5	14	+1
Botterill	1	0	1	1	1	2	0	0	0	10	1	1	2	12	-2	9	1	0	1	2	+2
Boulton	1	2	3	0	0	0	0	0	0	25	1	1	2	57	E	19	0	1	1	53	-2
Briere	17	21	38	11	16	27	0	0	0	41	18	18	36	34	+5	41	10	19	29	36	-12
B.Brown	0	2	2	0	0	0	0	0	0	6	0	0	0	2	+3	7	0	2	2	10	E
Campbell	3	7	10	0	1	1	0	0	0	29	1	5	6	6	+3	24	2	3	5	6	-11
Drury	12	21	33	5	11	16	1	3	4	38	11	18	29	29	+5	38	7	17	24	39	+3
Dumont	12	24	36	10	7	17	0	0	0	39	13	16	29	20	+1	38	9	15	24	20	-10
Fitzpatrick	2	5	7	2	2	4	0	0	0	30	2	3	5	24	-3	30	2	4	6	20	-2
Grier	1	6	7	0	1	1	0	1	1	6	0	2	2	0	E	8	1	6	7	4	+10
Hecht	12	24	36	2	13	15	1	0	1	32	5	26	31	27	+7	32	10	11	21	22	+10
Janik	0	0	0	0	0	0	0	0	0	3	0	0	0	17	E	1	0	0	0	2	E
Jillson	0	3	3	0	0	0	0	0	0	6	0	1	1	2	-4	8	0	2	2	17	+1
Kalinin	7	11	18	2	13	15	1	0	1	39	5	17	22	27	+6	38	5	7	12	15	-6
Kotalik	13	10	23	2	1	3	0	0	0	31	10	10	20	17	+2	31	5	1	6	24	-3
Mair	5	14	19	1	0	1	0	0	0	41	2	8	10	72	+2	40	4	6	10	74	-5
McKee	2	3	5	0	0	0	0	0	0	18	1	0	1	19	+2	25	1	3	4	22	+4
Milley	0	0	0	0	0	0	0	0	0	1	0	0	0	2	E	1	0	0	0	0	E
Patrick	4	6	10	0	1	1	0	0	0	26	1	5	6	8	+3	29	3	2	5	4	+8
Peters	2	0	2	0	0	0	0	0	0	19	2	0	2	56	+1	23	0	0	0	95	-4
Pitts	0	0	0	0	0	0	0	0	0	1	0	0	0	0	E	3	0	0	0	4	-1
Pominville	0	0	0	0	0	0	0	0	0	0	0	0	0	0	E	1	0	0	0	0	E
Pyatt	5	12	17	1	0	1	2	0	2	32	4	10	14	13	+1	31	4	2	6	12	-8
Roy	8	7	15	1	3	4	0	0	0	25	3	7	10	6	-4	24	6	3	9	6	-4
Satan	17	13	30	11	15	26	1	0	1	41	18	18	36	18	-5	41	11	10	21	12	-10
Tallinder	1	9	10	0	0	0	0	0	0	35	1	4	5	6	+9	37	0	5	5	20	-4
Taylor	6	6	12	0	0	0	0	0	0	27	4	5	9	10	+4	27	2	1	3	12	-6
Zhitnik	2	11	13	2	12	14	0	1	1	35	3	13	16	34	-5	33	1	11	12	68	-8
Biron	0	0	0	0	2	2	0	0	0	26	0	1	1	6	0	26	0	1	1	4	0
Miller	0	0	0	0	0	0	0	0	0	2	0	0	0	0	0	1	0	0	0	0	0
Noronen	1	0	1	0	0	0	0	0	0	17	0	0	0	0	0	18	0	0	0	0	0
Team																					

Key: (Buffalo Totals Only)

Totals for Even-Strength, Power Play & Short-Handed: Goals-Assists-Points

Totals for Home & Road Games: Games Played-Goals-Assists-Points-Penalty Min-Plus/Minus



GAME BY GAME cont

#15 Bartovic	#16 Taylor	#17 Dumont	#19 Milley	#22 Mair	#23 Drury	#24 Pyatt	#25 Grier
ROCH	0-01-0 E	0-00-0 E	ROCH	0-00-0 E	0-00-2 E	0-01-0 E	NOR
ROCH	0-00-0 -1	0-00-0 E	ROCH	0-00-7 -3	0-00-0 -1	0-00-0 -1	NOR
ROCH	0-02-0 E	0-11-0 -1	ROCH	0-02-0 +1	0-11-2 +2	0-11-0 +1	NOR
ROCH	0-02-0 E	0-12-2 -2	ROCH	0-01-0 E	1-03-0 -2	0-02-0 -1	NOR
ROCH	0-01-0 E	0-01-0 E	ROCH	0-00-15 E	0-11-0 +1	0-00-0 +1	NOR
ROCH	0-00-2 -2	0-01-0 -1	ROCH	0-02-0 -2	0-11-2 E	0-03-0 -1	NOR
ROCH	1-02-0 +1	0-14-0 +1	ROCH	0-10-0 +1	0-24-0 +1	2-04-0 +1	NOR
ROCH	0-02-0 E	1-14-0 E	ROCH	1-03-0 +1	0-21-0 +2	2-05-0 +2	NOR
ROCH	0-01-0 +1	1-11-2 +2	ROCH	0-00-0 E	1-03-4 +1	0-03-0 E	NOR
ROCH	0-10-0 +1	0-01-2 E	ROCH	0-11-0 +1	0-04-0 -1	0-02-0 E	NOR
ROCH	0-00-0 E	0-24-0 E	ROCH	0-00-0 E	1-01-2 E	1-03-0 +1	NOR
ROCH	0-03-0 E	0-03-0 E	ROCH	0-01-0 E	0-12-0 +1	0-04-0 +1	NOR
ROCH	0-02-0 -1	1-04-0 E	ROCH	0-20-2 +1	0-15-0 +1	0-33-0 +3	NOR
ROCH	0-00-0 E	0-02-0 E	ROCH	0-01-0 E	0-11-0 -1	0-00-0 -1	NOR
ROCH	0-00-0 E	0-03-4 -1	ROCH	0-00-5 -1	0-02-0 -1	0-03-0 E	NOR
ROCH	1-02-0 +1	0-03-0 E	ROCH	0-01-0 E	0-00-0 -1	0-00-0 E	NOR
ROCH	0-00-0 E	0-01-0 -1	ROCH	0-01-0 -1	0-01-0 +1	0-11-0 +1	NOR
ROCH	0-01-0 E	1-03-0 +1	ROCH	0-01-2 E	0-04-0 E	0-01-0 E	NOR
ROCH	0-01-0 -1	0-10-0 -2	ROCH	0-01-0 -1	0-02-4 -1	0-01-0 E	NOR
ROCH	0-11-0 +1	2-13-0 +4	ROCH	0-10-0 +1	1-03-0 +1	0-01-0 E	NOR
ROCH	0-10-2 E	0-02-0 E	ROCH	0-10-0 E	0-01-0 E	0-00-0 E	NOR
ROCH	0-03-0 E	1-04-0 E	ROCH	0-03-0 E	0-03-0 -1	0-02-2 E	NOR
ROCH	0-01-0 E	1-12-2 +1	ROCH	0-02-0 E	0-23-0 +1	0-11-0 +1	NOR
ROCH	0-00-0 E	0-11-0 -1	ROCH	0-03-0 E	0-10-6 E	1-04-0 E	NOR
ROCH	0-00-0 E	0-03-2 E	ROCH	0-10-2 +1	0-02-0 -2	0-00-0 -3	NOR
ROCH	0-00-0 -1	0-12-0 +1	ROCH	0-01-2 E	0-01-0 +1	0-11-0 -1	NOR
ROCH	DNP	1-16-2 E	ROCH	0-00-9 -1	0-01-0 -1	0-00-0 E	NOR
ROCH	0-01-0 -2	1-07-0 -1	ROCH	0-03-2 E	0-02-0 E	0-01-0 E	NOR
ROCH	0-00-0 E	0-11-0 +1	ROCH	0-01-0 -2	0-01-4 -1	0-01-0 -1	NOR
ROCH	0-00-0 -1	0-00-0 -1	ROCH	0-00-8 E	0-12-2 E	0-00-0 -1	NOR
ROCH	0-00-2 E	0-01-0 E	ROCH	SUSP	1-01-0 -1	0-00-0 -1	NOR
ROCH	0-00-0 E	0-01-0 E	ROCH	0-01-0 E	0-00-0 E	0-02-0 E	NOR
ROCH	0-01-0 +1	0-03-0 -1	ROCH	1-03-2 +1	INJ (shldr)	0-02-0 -2	NOR
ROCH	0-00-0 -1	1-04-0 E	ROCH	0-00-0 -1	INJ (shldr)	0-10-0 +1	NOR
ROCH	1-03-0 +1	0-00-0 E	ROCH	0-00-0 +1	INJ (shldr)	1-02-5 E	NOR
ROCH	0-00-0 -1	INJ (hip)	ROCH	0-11-0 E	INJ (shldr)	0-03-0 +1	NOR
ROCH	DNP	INJ (hip)	ROCH	0-01-2 E	0-01-0 -1	0-01-0 -1	NOR
ROCH	0-11-2 +1	INJ (hip)	ROCH	0-11-5 +1	0-11-2 -1	0-01-0 +1	NOR
ROCH	0-02-0 E	INJ (hip)	ROCH	0-02-0 E	1-14-0 +3	0-03-0 E	NOR
ROCH	0-00-2 -1	INJ (hip)	ROCH	0-00-0 -1	0-01-2 +1	0-01-0 -1	NOR
ROCH	DNP	0-03-0 -2	ROCH	0-01-0 E	0-05-0 E	0-00-0 -2	NOR
ROCH	0-00-2 E	0-02-0 -1	ROCH	0-00-0 E	0-01-0 E	INJ (knee)	NOR
ROCH	0-01-0 E	1-04-0 E	ROCH	0-02-0 -1	0-11-0 E	INJ (knee)	NOR
ROCH	0-02-2 E	0-01-0 -1	ROCH	0-11-0 E	0-00-2 E	INJ (knee)	NOR
ROCH	1-01-4 +1	0-00-0 -1	ROCH	0-00-0 E	1-23-0 +2	INJ (knee)	NOR
ROCH	0-01-0 E	0-03-2 E	ROCH	0-03-0 E	0-01-0 -1	INJ (knee)	NOR
ROCH	1-01-0 +1	0-01-0 E	ROCH	0-10-2 +2	0-02-0 E	INJ (knee)	NOR
ROCH	0-00-0 E	1-04-0 E	ROCH	0-01-2 -1	0-01-0 -1	INJ (knee)	NOR
ROCH	DNP	0-11-0 +1	ROCH	0-00-0 E	0-10-0 E	INJ (knee)	NOR
ROCH	0-02-0 -1	0-10-0 E	ROCH	0-01-0 E	0-10-0 E	INJ (knee)	NOR
ROCH	1-12-2 +2	0-00-0 E	ROCH	0-00-5 E	0-01-0 E	INJ (knee)	NOR
ROCH	0-00-0 E	0-20-0 +1	ROCH	0-00-0 E	1-14-0 +1	INJ (knee)	NOR
ROCH	0-00-0 E	0-11-0 +1	ROCH	0-00-0 E	1-14-0 +1	0-04-2 -1	NOR
ROCH	0-00-2 E	1-04-0 E	ROCH	0-02-0 E	0-00-2 +1	0-03-0 E	NOR
ROCH	0-01-0 -1	0-10-0 E	ROCH	0-01-0 -1	1-03-0 E	0-01-2 -1	NOR
ROCH	ROCH	0-13-4 +1	ROCH	0-02-0 E	0-11-0 E	0-01-0 E	NOR
ROCH	ROCH	0-04-2 E	ROCH	0-10-2 +2	1-01-0 E	0-21-2 +3	NOR
ROCH	ROCH	1-34-0 +2	ROCH	0-04-4 +1	1-04-2 +1	0-03-0 +2	NOR
ROCH	ROCH	0-10-0 +1	ROCH	0-02-7 E	0-01-7 +1	0-00-0 E	NOR
ROCH	ROCH	0-03-0 E	ROCH	0-11-0 +1	0-05-0 E	0-03-0 -1	NOR
ROCH	ROCH	0-00-0 E	ROCH	0-00-2 E	0-03-0 E	0-03-0 +1	NOR
ROCH	ROCH	0-01-0 -2	ROCH	0-00-2 E	0-01-0 -2	0-02-0 E	NOR
ROCH	ROCH	0-03-0 -3	DNP	0-02-5 -2	0-03-0 -2	0-13-2 -1	NOR
ROCH	ROCH	1-15-0 E	0-00-2 E	0-01-0 E	1-19-0 -1	0-14-2 -1	NOR
ROCH	ROCH	0-01-0 -1	0-02-0 E	1-02-0 E	0-00-0 -2	0-01-6 -4	NOR
ROCH	ROCH	0-02-0 -1	ROCH	0-02-0 E	2-02-0 -1	0-11-0 -1	NOR
ROCH	ROCH	0-01-0 E	ROCH	0-01-2 E	0-23-0 +1	0-01-0 +1	NOR
ROCH	ROCH	0-00-0 E	ROCH	0-01-14 E	0-02-0 -2	0-00-0 E	NOR
ROCH	ROCH	0-11-0 +1	ROCH	1-03-0 +1	0-02-0 +3	0-02-0 E	NOR
ROCH	ROCH	1-01-0 -1	ROCH	0-00-5 -1	0-03-2 E	0-00-0 E	NOR
ROCH	ROCH	0-12-0 -1	ROCH	0-01-0 E	0-01-2 E	0-01-0 E	NOR
ROCH	ROCH	1-22-2 +1	ROCH	0-00-0 E	0-00-0 E	0-00-2 -2	NOR
ROCH	DNP	1-03-2 E	ROCH	1-03-5 E	INJ (conc)	0-00-0 E	NOR
ROCH	0-01-0 +1	0-03-4 -2	ROCH	0-01-2 E	INJ (conc)	INJ (shldr)	NOR
ROCH	0-01-6 +1	0-02-0 E	ROCH	0-01-2 E	0-03-2 E	INJ (shldr)	NOR
ROCH	0-03-0 E	1-03-0 E	ROCH	1-01-0 +1	0-01-0 E	INJ (shldr)	NOR
ROCH	0-11-0 +1	0-01-2 E	ROCH	0-10-7 +2	1-12-0 +2	INJ (shldr)	NOR
ROCH	0-00-0 -1	1-02-4 E	ROCH	0-01-0 -1	1-14-0 +1	INJ (shldr)	NOR
ROCH	0-23-2 +2	0-03-0 +1	ROCH	0-00-0 E	0-21-0 +2	INJ (shldr)	NOR
ROCH	0-01-0 -2	0-02-0 -2	ROCH	0-01-5 E	0-23-0 +3	INJ (shldr)	NOR
ROCH	0-01-0 -1	0-02-0 E	ROCH	0-01-0 E	0-00-0 -1	INJ (shldr)	NOR
ROCH	DNP	1-12-0 E	ROCH	0-02-12 E	0-03-17 +1	0-02-0 -1	NOR
ROCH	1-830-18 +1	6-650-22 -2	22-31-156-40 -9	0-072-2 E	6-14/82-146 -3	8-12/98-25 -7	1-8/18-4 +10







GAME BY GAME con't

Table listing game results for players #26 Boutton, #28 Botterill, #29 Pominville, #33 Janik, #34 Jillson, #38 Pittis, #44 Zhitnik, #45 Kalinin, #48 Briere, #51 Campbell, #55 Hecht, #61 Afinogenov, and #74 McKee. Each entry includes the player's name, team, and game score.

GAME BY GAME con't

Table listing game results for players #45 Kalinin, #48 Briere, #51 Campbell, #55 Hecht, #61 Afinogenov, and #74 McKee. Each entry includes the player's name, team, and game score.





## HIGHS/LOWS & STREAKS *con't*

### PENALTY MINUTES

Most Penalty Minutes - Game	63	- 2/16 Atlanta
Fewest Penalty Minutes - Game	2	- 1/30 @ N.Y. Rangers & 2/21 @ N.Y. Islanders
Most Opponent Penalty Minutes - Game	72	- 3/17 @ Atlanta
Fewest Opponent Penalty Minutes - Game	2	- 12/16 @ Pittsburgh & 12/27 @ Washington

### TEAM STREAKS

Longest Winning Streak	4	- 1/25 @ Carolina to 1/31 N.Y. Rangers & - 2/10 San Jose to 2/16 Atlanta
Longest Unbeaten Streak	6	- 2/10 San Jose to 2/20 Tampa Bay (5-0-1-0) & - 3/20 @ Florida to 3/31 @ N.Y. Rangers (5-0-1-0)
Longest Losing Streak	7	- 12/04 Phoenix to 12/19 New Jersey (ties franchise record)
Longest Winless Streak	8	- 12/04 Phoenix to 12/23 Ottawa (0-7-1-0)

### INDIVIDUAL HIGHS FOR A GAME

Most Goals	4	- Miroslav Satan vs. Atlanta (2/16)
	3	- Maxim Afinogenov vs. Washington (12/31) & - Miroslav Satan vs. Washington (12/31)
Most Assists	3	- Daniel Briere @ Anaheim (10/24), - Taylor Pyatt vs. Atlanta (11/05), - J.P. Dumont @ Toronto (2/14) & - Miroslav Satan vs. Toronto (3/15)
Most Points	4	- Miroslav Satan (4+0) vs. Atlanta (2/16) - J.P. Dumont (1+3) @ Toronto (2/14) - Jochen Hecht (2+2) vs. Toronto (3/15) - Miroslav Satan (1+3) vs. Toronto (3/15) - Jochen Hecht (2+2) @ N.Y. Rangers (3/31)
Most Penalty Minutes	17	- Doug Janik vs. Atlanta (2/16), - Jeff Jillson @ Atlanta (3/17) & - Chris Drury @ Montreal (4/03)
Most Shots	9	- Chris Drury vs. N.Y. Islanders (2/27)
Most Goals by Opponent	3	- Vladimir Orszagh, Nashville (11/29)
Most Assists by Opponent	3	- Shawn McEachern, Atlanta (11/05), - Patrick Elias, New Jersey (2/25), - Scott Gomez, New Jersey (2/25), - Michael Nylander, Boston (3/11), - Brian Leetch, Toronto (3/15) & - Alexander Mogilny, Toronto (3/15)
Most Points by Opponent	5	- Patrik Elias, New Jersey (2/25)
Most Shots by Opponent	8	- Daniel Alfredsson, Ottawa (11/01)

### INDIVIDUAL STREAKS

Consecutive Games with Goals	3	- Miroslav Satan from Calgary, 10/18, to @ Los Angeles, 10/23 (3g) - Miroslav Satan from Washington, 12/31, to @ Toronto, 1/03 (5g) - Daniel Briere from Ottawa, 1/09, to Philadelphia, 1/13 (3g) - Ales Kotalik from Los Angeles, 2/13, to Atlanta, 2/16 (3g) - Jochen Hecht from Toronto, 3/15, to @ Tampa Bay, 3/18 (4g)
Consecutive Games with Assists	4	- Chris Drury from Calgary, 10/18, to @ Anaheim, 10/24 (6a) - Jochen Hecht from Philadelphia, 1/07 to Philadelphia, 1/13 (5a) - Daniel Briere from Boston, 3/11, to @ Atlanta, 3/17 (4a) - Chris Drury from Pittsburgh, 3/26, to @ N.Y. Rangers, 3/31 (6a)
Consecutive Games with Points	7	- Chris Drury (2+7) from Dallas, 10/13, to @ Colorado, 10/26 - Daniel Briere (4+5) from @ Toronto, 3/06, to @ Atlanta, 3/17

### INDIVIDUAL PERFORMANCES

Last Six-Point Game by a Sabre  
Last Five-Point Game by a Sabre:  
Last Four-Point Game by a Sabre:

Pat LaFontaine in Winnipeg, 2/10/93  
Miroslav Satan @ Ottawa, 1/8/2000  
Jochen Hecht (2+2) @ N.Y. Rangers, 3/31/2004





## TRANSACTIONS

## SEPTEMBER

- Sept. 18 - Branislav Fabry, Clarke MacArthur, Louis-Phillippe Martin, Mike Mole, Daniel Paille, Michael Tessier, Michal Vondrka, Pavel Voroshnin and Jeff Weber were returned to their junior teams.
- Sept. 20 - Assigned Tom Askey, Brian Chapman, Greg Gardner, Jim Lorentz, Sean McMorrow, Karel Mosovsky, Rick Mrozik, Jiri Novotny, Nathan Paetsch, Domenic Pittis, Jason Pominville, Chris Thorburn and Dennis Wideman to the Rochester Americans (AHL).
- Sept. 26 - Assigned Doug Janik, Ryan Jorde and Michael Ryan to Rochester.

## OCTOBER

- Oct. 1 - Assigned Milan Bartovic, Joel Bouchard, David Cullen, Paul Gaustad and Norman Milley to Rochester.
- Oct. 3 - Steve Begin was claimed by Montreal and Joel Bouchard was claimed by the New York Rangers in the NHL Waiver Draft.
- Oct. 5 - Recalled Milan Bartovic, Paul Gaustad, Doug Janik and Norman Milley from Rochester.
- Oct. 6 - Assigned Derek Roy, Artem Kriukov and reassigned Milan Bartovic, Paul Gaustad, Doug Janik and Norman Milley to Rochester.
- Oct. 15 - Assigned Ryan Miller to Rochester and recalled Domenic Pittis from Rochester.
- Oct. 29 - Assigned Domenic Pittis to Rochester. Activated Eric Boulton from injured reserve.

## NOVEMBER

- Nov. 17 - Activated Jochen Hecht from injured reserve. Assigned Jason Botterill to Rochester.

## DECEMBER

- Dec. 8 - Recalled Ryan Miller from Rochester.
- Dec. 12 - Reassigned Ryan Miller to Rochester.
- Dec. 13 - Recalled Derek Roy from Rochester.
- Dec. 26 - Recalled Jason Pominville from Rochester.
- Dec. 29 - Reassigned Jason Pominville to Rochester.
- Dec. 31 - Recalled Ryan Miller to Rochester.

## JANUARY

- Jan. 1 - Assigned Andy Delmore to Rochester.
- Jan. 9 - Recalled Doug Janik from Rochester. Reassigned Doug Janik to Rochester.
- Jan. 11 - Recalled Doug Janik and Jason Botterill from Rochester.
- Jan. 13 - Reassigned Doug Janik to Rochester.
- Jan. 22 - Recalled Milan Bartovic from Rochester. Assigned Chris Taylor and Jason Botterill to Rochester.
- Jan. 25 - Recalled Andy Delmore from Rochester.

## FEBRUARY

- Feb. 5 - Reassigned Milan Bartovic to Rochester.
- Feb. 15 - Recalled Doug Janik from Rochester.
- Feb. 20 - Reassigned Doug Janik to Rochester.
- Feb. 21 - Recalled Doug Janik from Rochester.
- Feb. 22 - Reassigned Doug Janik to Rochester.
- Feb. 24 - Recalled Norman Milley from Rochester.

## MARCH

- March 1 - Recalled Milan Bartovic from Rochester and reassigned Norman Milley to Rochester.
- March 8 - Acquired Brad Brown and a sixth-round selection in the 2005 NHL Entry Draft from Minnesota in exchange for a fourth-round selection in the 2005 NHL Entry Draft.
- March 9 - Acquired Jeff Jillson and a ninth-round selection in the 2005 NHL Entry Draft from San Jose in exchange for Curtis Brown and Andy Delmore. Acquired Mike Grier from Washington in exchange for Jakub Klepis.
- March 16 - Recalled Chris Taylor from Rochester.

## APRIL

- April 6 - Reassigned Milan Bartovic, Derek Roy and Chris Taylor to Rochester.

## THE LAST TIME

## HAD ONE PLAYER WITH A THREE-GOAL GAME:

HOME: 3/28/2003 vs. Montreal (Taylor Pyatt)  
ROAD: 12/06/2002 @ N.Y. Rangers (Miroslav Satan)

## SCORED TWO HAT TRICKS IN ONE GAME:

12/31/2003 vs. Washington (Maxim Afinogenov & Miroslav Satan)  
2/26/2004 vs. Atlanta (Miroslav Satan)

## HAD A FIVE-GOAL GAME:

2/06/1986 @ Boston (Dave Andreychuk)

## ALLOWED A THREE-GOAL GAME:

HOME: 10/26/2001 vs. Montreal (Brian Savage)  
ROAD: 11/29/2003 @ Nashville (Vladimir Orszagh)

## ALLOWED TWO HAT TRICKS IN ONE GAME:

11/22/1987 vs. Los Angeles (Bernie Nicholls & Bob Carpenter)

## ALLOWED A FOUR-GOAL GAME BY OPPOSING PLAYER:

4/13/1997 vs. Washington (Jaroslav Svejkovsky)

## ALLOWED A FIVE-GOAL GAME BY OPPOSING PLAYER:

(Has never happened.)

## WON A HOME GAME IN OVERTIME:

2/20/2004 vs. Tampa Bay (Daniel Briere)

## LOST A HOME GAME IN OVERTIME:

3/15/2004 vs. Toronto (Tomas Kaberle)

## WON A ROAD GAME IN OVERTIME:

3/17/2004 @ Atlanta (Derek Roy)

## LOST A ROAD GAME IN OVERTIME:

3/13/2004 @ Boston (Mike Knuble)

## SHUT OUT AN OPPONENT AT HOME:

3/29/2004 vs. Columbus (Martin Biron)

## SHUT OUT OPPONENT ON THE ROAD:

3/10/2004 @ Washington (Martin Biron)

## WERE SHUTOUT AT HOME:

4/02/2004 vs. Toronto (Ed Belfour)

## WERE SHUTOUT ON THE ROAD:

11/08/2003 @ Montreal (Joe Theodore)

## HAD TWO STRAIGHT SHUTOUTS:

1/21/2003 vs. Pittsburgh (Martin Biron) &  
1/24/2003 vs. Toronto (Martin Biron)

## WERE SHUT OUT IN TWO STRAIGHT GAMES:

10/09/2003 & 10/11/2003 @ Philadelphia & vs. N.Y. Islanders

## WON A 1-0 GAME AT HOME:

1/19/2001 vs. Florida (Dominik Hasek)

## WON A 1-0 GAME ON THE ROAD:

1/18/2003 @ Phoenix (Martin Biron)

## LOST A 1-0 GAME AT HOME:

1/15/2004 vs. Boston (Felix Potvin)

## LOST A 1-0 GAME ON THE ROAD:

3/21/2001 @ Carolina (Arturs Irbe)

## LAST SCORELESS TIE AT HOME:

1/21/2003 vs. Pittsburgh (Martin Biron/Sebastien Caron)

## LAST SCORELESS TIE ON THE ROAD:

1/13/2000 @ Boston (Martin Biron/Byron Dafoe)

## TIED A GAME IN THE FINAL MINUTE:

3/11/2004 vs. Boston (Miroslav Satan)

## ALLOWED THE TYING GOAL IN THE FINAL MINUTE:

3/15/2004 vs. Toronto (Gary Roberts)

## WON BY FIVE OR MORE GOALS:

HOME: 3/29/2004 (6-0 vs. Columbus)  
ROAD: 3/10/2004 (6-0 @ Washington)

## LOST BY FIVE OR MORE GOALS:

HOME: 12/10/2003 (7-2 - Detroit)  
ROAD: 2/28/2004 (7-1 - Ottawa)

## SCORED 10 OR MORE GOALS AT HOME:

2/24/1993 vs. Detroit (10-7)

## SCORED 10 OR MORE GOALS ON THE ROAD:

3/8/1990 at Boston (10-4)

## ALLOWED 10 OR MORE GOALS AT HOME:

Has not happened

## ALLOWED 10 OR MORE GOALS ON THE ROAD:

3/12/1988 at Calgary (10-4)

## RECORDED 20 OR MORE SHOTS IN A PERIOD:

2/18/2004 vs. Florida (22-2nd)

## ALLOWED 20 OR MORE SHOTS IN A PERIOD:

2/20/2004 vs. Tampa Bay (20-3rd)

## RECORDED 50 OR MORE SHOTS:

10/11/1992 vs. Montreal (50)

## ALLOWED 50 OR MORE SHOTS:

2/15/2003 vs. N.Y. Rangers (52)

## SCORED A SHORT-HANDED GOAL:

3/29/2004 vs. Columbus (Dmitri Kalinin)

## SCORED A GOAL WHILE TWO MEN SHORT:

1/30/1990 @ Quebec (Phil Housley)

## SCORED TWO SHORT-HANDED GOALS IN ONE GAME:

10/23/2003 @ Los Angeles (Curtis Brown & Taylor Pyatt [EN])

## SCORED THREE SHORT-HANDED GOALS IN ONE GAME:

3/19/1998 vs. Florida (Michael Peca and Alexei Zhitnik [2])

## ALLOWED A SHORT-HANDED GOAL:

3/13/2004 @ Boston (Nick Boynton)

## ALLOWED A GOAL WITH A TWO-MAN ADVANTAGE:

Has not happened in recent years

## ALLOWED TWO SHORT-HANDED GOALS IN ONE GAME:

12/08/2001 @ Boston (Brian Rolston - 2)

## ALLOWED THREE SHORT-HANDED GOALS IN ONE GAME:

(Has never happened.)

## SCORED AN EMPTY NET GOAL:

HOME: 3/26/2004 vs. Pittsburgh (Andrew Peters)  
ROAD: 2/14/2004 @ Toronto (Mika Noronen)

## ALLOWED AN EMPTY NET GOAL:

HOME: 4/02/2004 vs. Toronto (Joe Nieuwendyk)  
ROAD: 3/18/2004 @ Tampa Bay (Martin St. Louis)

## SCORED ON A PENALTY SHOT:

2/15/2003 vs. N.Y. Rangers (Miroslav Satan [SH] vs. Mike Dunham)

## WERE UNSUCCESSFUL ON A PENALTY SHOT:

11/09/2001 @ Ottawa (Miroslav Satan vs. Patrick Lalime)





THE LAST TIME con't

ALLOWED A GOAL ON A PENALTY SHOT:

11/05/2003 vs. Atlanta (Patrik Stefan [SH] on Martin Biron)

STOPPED THE SHOOTER ON A PENALTY SHOT:

2/01/2001 @ Tampa Bay (Martin Biron stopped Mike Johnson)

THE SABRES TRAILED BY TWO GOALS AND WON:

March 17, 2004 @ Atlanta (4-3 OT)

THE SABRES TRAILED BY THREE GOALS AND WON:

Feb. 14, 2004 @ Toronto (6-4)

THE SABRES TRAILED BY FOUR GOALS AND WON:

Jan, 21, 1989 @ Boston (6-5 OT)

THE SABRES TRAILED BY FIVE GOALS AND WON:

Feb, 25, 1983 vs. Boston (7-6)

THE SABRES LED BY TWO GOALS AND LOST:

March 13, 2004 @ Boston (3-2, OT)

THE SABRES LED BY THREE GOALS AND LOST:

March 15, 2004 vs. Toronto (6-5, OT)

THE SABRES LED BY FOUR GOALS AND LOST:

March 12, 1987 @ Calgary (10-4)

THE SABRES LED BY FIVE GOALS AND LOST:

Has never happened.

THE SABRES TRAILED BY TWO GOALS AND TIED:

Oct. 20, 2000 vs. Anaheim (2-2)

THE SABRES TRAILED BY THREE GOALS AND TIED:

April 11, 1998 @ Ottawa (4-4)

THE SABRES TRAILED BY FOUR GOALS AND TIED:

Oct. 28, 1982 @ Minnesota (5-5)

THE SABRES TRAILED BY FIVE GOALS AND TIED:

Has never happened

THE SABRES LED BY TWO GOALS AND TIED:

March 27, 2004 @ Pittsburgh (2-2)

THE SABRES LED BY THREE GOALS AND TIED:

March 13, 1993 @ Hartford (3-3)

THE SABRES LED BY FOUR GOALS AND TIED:

Oct. 28, 1978 @ St. Louis (7-7)

THE SABRES LED BY FIVE GOALS AND TIED:

Has never happened

2003 - 04 REGULAR SEASON SCORES

NO.	DATE	OPPONENT	SCORE	W/L	REC.	PP	PK	GOALIE	ATT.	GOALS by UNIF. NO. (in order scored)
1.	10/09	@Philadelphia	0-2	L	0-1-0-0	0-6	4-6	Miller	19,130	
2.	10/11	N.Y. Islanders	0-6	L	0-2-0-0	0-3	5-6	Miller	18,690^	
3.	10/13	Dallas **	4-3	W	1-2-0-0	1-4	7-9	Biron	11,867	12, 24, 48, 81
4.	10/16	@ Edmonton	1-4	L	1-3-0-0	1-8	6-6	Biron	15,502	23
5.	10/18	@ Calgary	2-0	W	2-3-0-0	1-5	4-4	Noronen	14,139	12, 81
6.	10/20	@ Vancouver	1-6	L	2-4-0-0	1-6	6-8	Noronen/Biron	18,630	81
7.	10/23	@ Los Angeles	5-1	W	3-4-0-0	2-5	7-7	Biron	15,752	81, 24, 16, 37 (sh), 24 (sh/en)
8.	10/24	@ Anaheim	5-3	W	4-4-0-0	2-3	3-4	Biron	14,186	24, 45, 24, 22, 17
9.	10/26	@ Colorado	3-1	W	5-4-0-0	1-6	6-7	Biron	18,007	12, 23, 17 (en)
10.	10/28	Minnesota	1-3	L	5-5-0-0	0-3	2-4	Biron	11,919	45
11.	10/30	Toronto	5-3	W	6-5-0-0	1-4	3-4	Noronen	18,690^	44, 12, 23, 81, 24 (sh/en)
12.	11/01	@ Ottawa	1-1	T*	6-5-1-0	0-4	4-5	Biron	15,445	3
13.	11/05	Atlanta	4-7	L	6-6-1-0	1-3	3-4	Biron/Noronen	10,584	61, 17, 37, 48
14.	11/07	Montreal	2-1	W	7-6-1-0	1-3	3-3	Noronen	18,690^	48, 12
15.	11/08	@ Montreal	0-3	L	7-7-1-0	0-2	7-8	Noronen	21,273	
16.	11/12	New Jersey #	2-2	T*	7-7-2-0	0-5	3-4	Biron	11,146^	16, 61
17.	11/14	Pittsburgh	1-2	L*	7-7-2-1	0-4	7-7	Noronen	18,002	48
18.	11/17	@ Ottawa	2-1	W	8-7-2-1	0-5	2-3	Biron	15,744	17, 3
19.	11/19	@ New Jersey	1-4	L	8-8-2-1	0-5	4-4	Biron/Noronen	10,008	48
20.	11/21	Carolina	5-0	W	9-8-2-1	0-3	4-4	Noronen	13,177	17, 55, 12, 23, 17
21.	11/22	@ Tampa Bay	1-2	L	9-9-2-1	0-2	2-3	Noronen	20,112	61
22.	11/24	@ Florida	1-2	L	9-10-2-1	1-3	2-3	Biron	12,927	17
23.	11/26	Washington	5-2	W	10-10-2-1	1-6	3-3	Noronen	13,348	45, 12, 81, 81, 17
24.	11/28	Florida	4-3	W	11-10-2-1	1-3	4-4	Noronen/Biron	15,776	37, 48, 48, 24
25.	11/29	@ Nashville	1-4	L	11-11-2-1	0-6	5-6	Biron	15,049	61
26.	12/03	@ Chicago	3-2	W	12-11-2-1	0-3	4-4	Noronen	12,035	48, 45, 61
27.	12/04	Phoenix	2-3	L	12-12-2-1	1-6	3-3	Noronen	11,956	17, 48
28.	12/06	Tampa Bay	1-3	L	12-13-2-1	0-5	4-4	Biron	15,833	17
29.	12/10	Detroit	2-7	L	12-14-2-1	0-4	3-4	Miller	16,283	48, 55
30.	12/12	N.Y. Rangers	1-3	L	12-15-2-1	1-5	3-4	Noronen	13,888	37
31.	12/13	@ Minnesota	2-3	L	12-16-2-1	0-3	5-5	Noronen	18,568	81, 23
32.	12/16	@ Pittsburgh	1-2	L	12-17-2-1	0-1	4-4	Noronen	10,554	81
33.	12/19	New Jersey	2-5	L	12-18-2-1	0-4	3-5	Biron	13,112	12, 22
34.	12/23	Ottawa	2-2	T*	12-18-3-1	0-4	1-1	Noronen	15,317	9, 17
35.	12/26	Carolina	3-1	W	13-18-3-1	1-3	2-2	Noronen	18,690^	12, 24, 16 en
36.	12/27	@ Washington	3-1	W	14-18-3-1	0-0	1-1	Noronen	14,548	81, 48, 55 en
37.	12/29	@ Carolina	1-2	L	14-19-3-1	0-5	4-4	Noronen	9,555	37
38.	12/31	Washington	7-1	W	15-19-3-1	2-8	5-5	Biron	16,310	61, 61, 76, 81, 81, 61, 81
39.	01/02	Anaheim	5-2	W	16-19-3-1	0-3	0-1	Biron	18,690^	23 sh, 37, 45, 81, 48
40.	01/03	@ Toronto	3-3	T*	16-19-4-1	1-4	2-4	Biron	19,352	81, 23, 8
41.	01/06	@ Montreal	1-3	L	16-20-4-1	0-4	2-2	Biron	19,535	44

Key: power-play goals underlined(sh) short-handed goal(en) empty net goal

(t) game-tying goal (ps) penalty shot

# - in Rochester, N.Y., Blue Cross Arena

^ - sellout

\* - overtime decision

Attendance Breakdown

Home (41 games) - 626,843 (15,289 average) 12 sellouts

Away (41 games) - 652,144 (15,906 average)











# 2003-2004 REGULAR SEASON



## BUFFALO SABRES VS. COLORADO AVALANCHE



2003-2004 SEASON

Summary: Won- 1 Lost- 0 Tied- 0

At COLORADO AVALANCHE

Oct. 26, 2003 AVALANCHE 1 SABRES 3

Attend.  
18,007

Goaltenders  
Sauve/Biron

W/T Goal  
Chris Drury

Goals by Period	1st	2nd	3rd	OT	Total
Avalanche	0	1	0	0	1
Sabres	0	1	2	0	3

Shots by Period	1st	2nd	3rd	OT	Total
Avalanche	9	11	13	0	33
Sabres	6	2	13	0	21

### INDIVIDUAL SCORING

GTEN S PCT.  
0 0 2 50  
0 0 1 100  
0 0 2 0  
0 0 1 0  
0 0 4 0  
0 0 0 0  
0 0 3 0  
0 0 2 0  
0 0 1 0  
0 0 1 0  
0 0 2 0  
0 0 1 0  
0 0 3 0  
0 0 0 0  
0 0 0 0  
0 0 0 0

BUFFALO	GP	G	A	TP	+-	PM	PP	SH	GW	GT	EN	S	PCT.
J.P. DUMONT	1	1	1	2	2	0	0	0	0	0	1	1	100
CHRIS DRURY	1	1	0	1	4	0	0	1	0	0	3	33.3	
ALES KOTALIK	1	1	0	1	0	0	1	0	0	0	0	2	50
RORY FITZPATRICK	1	0	1	1	1	0	0	0	0	0	0	1	0
MIROSLAV SATAN	1	0	1	1	0	0	0	0	0	0	0	4	0
ALEXEI ZHITNIK	1	0	1	1	1	0	0	0	0	0	0	2	0
JASON BOTTERILL	1	0	0	2	0	0	0	0	0	0	0	2	0
DANIEL BRIERE	1	0	0	0	4	0	0	0	0	0	0	0	0
CURTIS BROWN	1	0	0	0	2	0	0	0	0	0	0	2	0
ANDY DELMORE	1	0	0	0	0	0	0	0	0	0	0	0	0
DMITRI KALININ	1	0	0	0	0	0	0	0	0	0	0	1	0
ADAM MAIR	1	0	0	0	0	0	0	0	0	0	0	0	0
JAY MCKEE	1	0	0	1	0	0	0	0	0	0	0	0	0
JAMES PATRICK	1	0	0	1	2	0	0	0	0	0	0	0	0
ANDREW PETERS	1	0	0	0	0	0	0	0	0	0	0	0	0
DOMENIC PITTIS	1	0	0	0	0	0	0	0	0	0	0	0	0
TAYLOR PYATT	1	0	0	0	0	0	0	0	0	0	0	2	0
CHRIS TAYLOR	1	0	0	0	0	0	0	0	0	0	0	1	0

POWER PLAY 1-6 16.7%  
PENALTY KILLING 6-7 85.7%

COLORADO	GP	G	A	TP	+-	PM	PP	SH	GW	GT	EN	S	PCT.
ALEX TANGUAY	1	1	0	1	-1	0	1	0	0	0	0	6	16.7
PETER FORSBERG	1	0	1	1	-1	0	0	0	0	0	0	0	0
MILAN HEJDUK	1	0	1	1	-2	0	0	0	0	0	0	4	0
ROB BLAKE	1	0	0	0	-1	0	0	0	0	0	0	6	0
TRAVIS BRIGLEY	1	0	0	0	0	2	0	0	0	0	0	1	0
ADAM FOOTE	1	0	0	0	-2	2	0	0	0	0	0	5	0
DAN HINOTE	1	0	0	0	2	0	0	0	0	0	0	0	0
STEVE KONOWALCHUK	1	0	0	0	-1	2	0	0	0	0	0	2	0
BRAD LARSEN	1	0	0	0	0	0	0	0	0	0	0	0	0
JOHN-MICHAEL LILES	1	0	0	0	-1	0	0	0	0	0	0	0	0
CODY MCCORMICK	1	0	0	0	0	0	0	0	0	0	0	1	0
STEVE MOORE	1	0	0	0	0	0	0	0	0	0	0	0	0
DEREK MORRIS	1	0	0	0	2	0	0	0	0	0	0	5	0
ANDREI NIKOLISHIN	1	0	0	0	0	0	0	0	0	0	0	1	0
JOE SAKIC	1	0	0	0	-2	0	0	0	0	0	0	0	0
TEEMU SELANNE	1	0	0	0	0	0	0	0	0	0	0	1	0
MARTIN SKOULA	1	0	0	0	0	0	0	0	0	0	0	0	0
KARLIS SKRASTINS	1	0	0	0	2	0	0	0	0	0	0	1	0

POWER PLAY 1-7 14.3%  
PENALTY KILLING 5-6 83.3%

### GOALTENDING

SHOTS SAVE %  
28 .893

BUFFALO	GP	MIN	GA	AVG	EN	SO	W	L	T	SHOTS	SAVE %
MARTIN BIRON	1	60	1	1.00	0	0	1	0	0	33	.970

COLORADO	GP	MIN	GA	AVG	EN	SO	W	L	T	SHOTS	SAVE %
PHILIPPE SAUVE	1	59	2	2.03	1	0	0	1	0	20	.900





2003-2004 REGULAR SEASON



BUFFALO SABRES VS. COLUMBUS BLUE JACKETS



Summary: Won- 1 Lost- 0 Tied- 0

At BUFFALO SABRES Attend. Goaltenders W/T Goal
March 29, 2004 BLUE JACKETS 0 SABRES 6 15,263 Brathwaite/Biron Dmitri Kalinin

Table with columns: GOALS BY PERIOD, SHOTS BY PERIOD, 1ST, 2ND, 3RD, OT, TOTAL for Blue Jackets and Sabres.

INDIVIDUAL SCORING

Large table listing individual scoring statistics for Buffalo Sabres and Columbus Blue Jackets players.

GOALTENDING

Table showing goaltending statistics for Buffalo Sabres (Martin Biron) and Columbus Blue Jackets (Fred Brathwaite).

2003-2004 REGULAR SEASON



BUFFALO SABRES VS. DALLAS STARS



Summary: Won- 1 Lost- 0 Tied- 0

At BUFFALO SABRES Attend. Goaltenders W/T Goal
Oct. 13, 2003 STARS 3 SABRES 4 11,867 Tugnutt, Turco/Biron Miroslav Satan

Table with columns: Goals by Period, Shots by Period, 1st, 2nd, 3rd, OT, Total for Stars and Sabres.

INDIVIDUAL SCORING

Large table listing individual scoring statistics for Buffalo Sabres and Dallas Stars players.

GOALTENDING

Table showing goaltending statistics for Buffalo Sabres (Martin Biron) and Dallas Stars (Ron Tugnutt, Marty Turco).



# 2003-2004 REGULAR SEASON



## BUFFALO SABRES VS. EDMONTON OILERS



Summary: Won- 0 Lost- 1 Tied- 0

At EDMONTON OILERS      Attend.      Goaltenders      W/T Goal  
 Oct. 16, 2003      OILERS 4      SABRES 1      15,502      Conklin/Biron      Ales Hensky

Goals by Period	1st	2nd	3rd	OT	Total	Shots by Period	1st	2nd	3rd	OT	Total
Oilers	0	3	1	0	4	Oilers	11	11	11	0	33
Sabres	0	1	0	0	1	Sabres	10	12	10	0	32

### INDIVIDUAL SCORING

BUFFALO	GP	G	A	TP	+/ -	PP	SH	GW	GTEN	S	PCT.	EDMONTON	GP	G	A	TP	+/ -	PP	SH	GW	GTEN	S	PCT.	
CHRIS DRURY	1	1	0	1	-2	0	1	0	0	0	33.3	ALES HEMSKY	1	1	1	2	2	0	0	0	1	0	2	50
DANIEL BRIERE	1	0	1	1	-3	0	0	0	0	0	0	RAFFI TORRES	1	1	1	2	2	0	0	0	0	0	2	50
J.P. DUMONT	1	0	1	1	-2	2	0	0	0	0	2	ETHAN MOREAU	1	1	0	1	0	0	0	0	0	0	0	0
MAXIM AFINOGENOV	1	0	0	0	0	2	0	0	0	0	1	FERNANDO PISANI	1	1	0	1	1	0	0	0	0	0	1	50
JASON BOTTERILL	1	0	0	0	-1	0	0	0	0	0	1	ERIC BREWER	1	0	1	1	2	2	0	0	0	0	0	0
CURTIS BROWN	1	0	0	0	-1	0	0	0	0	0	2	CORY CROSS	1	0	1	1	2	0	0	0	0	0	0	0
BRIAN CAMPBELL	1	0	0	0	0	0	0	0	0	0	1	MARTY REASONER	1	0	1	1	2	2	0	0	0	0	0	2
ANDY DELMORE	1	0	0	0	-2	0	0	0	0	0	1	M.A. BERGERON	1	0	0	1	0	0	0	0	0	0	0	2
RORY FITZPATRICK	1	0	0	0	0	0	0	0	0	0	2	JASON CHIMERA	1	0	0	0	0	0	0	0	0	0	0	2
ALES KOTALIK	1	0	0	0	-1	2	0	0	0	0	2	RADEK DVORAK	1	0	0	0	4	0	0	0	0	0	0	2
ADAM MAIR	1	0	0	0	0	0	0	0	0	0	1	SCOTT FERGUSON	1	0	0	0	1	2	0	0	0	0	0	0
JAY MCKEE	1	0	0	0	-1	0	0	0	0	0	1	SHAWN HORCOFF	1	0	0	0	1	0	0	0	0	0	0	1
ANDREW PETERS	1	0	0	0	0	5	0	0	0	0	0	BRAD IBISTER	1	0	0	0	0	0	0	0	0	0	0	2
TAYLOR PYATT	1	0	0	0	-1	0	0	0	0	0	2	GEORGES LARAQUE	1	0	0	0	5	0	0	0	0	0	0	0
MIROSLAV SATAN	1	0	0	0	-3	4	0	0	0	0	3	JASON SMITH	1	0	0	0	1	0	0	0	0	0	0	0
HENRIK TALLINDER	1	0	0	0	-1	2	0	0	0	0	0	RYAN SMYTH	1	0	0	0	2	0	0	0	0	0	0	2
CHRIS TAYLOR	1	0	0	0	0	0	0	0	0	0	2	STEVE STAIOS	1	0	0	0	1	2	0	0	0	0	0	3
ALEXEI ZHITNIK	1	0	0	0	-3	0	0	0	0	0	3	MIKE YORK	1	0	0	0	0	0	0	0	0	0	0	2
POWER PLAY	1-8	12.5%												POWER PLAY	0-6	0%								
PENALTY KILLING	6-6	100%												PENALTY KILLING	7-8	87.5%								

### GOALTENDING

BUFFALO	GP	MIN	GA	AVG	EN	SO	W	L	T	SHOTS	SAVE %	EDMONTON	GP	MIN	GA	AVG	EN	SO	W	L	T	SHOTS	SAVE %
MARTIN BIRON	1	58	3	3.10	0	0	0	1	0	32	.906	TY CONKLIN	1	60	1	1.00	0	0	1	0	0	32	.969

2003-2004 SEASON







2003-2004 REGULAR SEASON



BUFFALO SABRES VS. MINNESOTA WILD



Summary: Won- 0 Lost- 2 Tied- 0

At MINNESOTA WILD table with columns for date, opponent, wins, losses, ties, and attendance.

Goalenders: Fernandez/Noronen

W/T Goal: Jim Dowd

At BUFFALO SABRES table with columns for date, opponent, wins, losses, ties, and attendance.

Goalenders: Fernandez/Biron

W/T Goal: Alexander Daigle

Goals by Period table with columns for period (1st, 2nd, 3rd, OT, Total) and shots for Wild and Sabres.

INDIVIDUAL SCORING

Main individual scoring table for Buffalo Sabres vs Minnesota Wild, listing player names and their statistics.

POWER PLAY and PENALTY KILLING statistics for Buffalo Sabres.

POWER PLAY and PENALTY KILLING statistics for Minnesota Wild.

GOALTENDING

Goaltending statistics for Buffalo Sabres and Minnesota Wild.

2003-2004 REGULAR SEASON



BUFFALO SABRES VS. MONTREAL CANADIANS



Summary: Won- 3 Lost- 3 Tied- 0

At MONTREAL CANADIENS table with columns for date, opponent, wins, losses, ties, and attendance.

Goalenders: Theodore/Noronen, Theodore/Biron, Theodore/Noronen

W/T Goal: Jan Bulis, Saku Koivu, Richard Zednik

At BUFFALO SABRES table with columns for date, opponent, wins, losses, ties, and attendance.

Goalenders: Theodore/Noronen, Theodore/Biron, Garon/Biron

W/T Goal: Ales Kotalik, Maxim Afinogenov, Adam Mair

Goals by Period table with columns for period (1st, 2nd, 3rd, OT, Total) and shots for Canadiens and Sabres.

INDIVIDUAL SCORING

Main individual scoring table for Buffalo Sabres vs Montreal Canadiens, listing player names and their statistics.

POWER PLAY and PENALTY KILLING statistics for Buffalo Sabres.

POWER PLAY and PENALTY KILLING statistics for Montreal Canadiens.

GOALTENDING

Goaltending statistics for Buffalo Sabres and Montreal Canadiens.



# 2003-2004 REGULAR SEASON

# 2003-2004 SEASON



## BUFFALO SABRES VS. NEW JERSEY DEVILS



Summary: Won- 0 Lost- 3 Tied- 1

At NEW JERSEY DEVILS			
Nov. 19, 2003	DEVILS 4	SABRES 1	10,008
Feb. 25, 2004	DEVILS 8	SABRES 2	15,579

Goaltenders	W/T Goal
Brodeur/Biron, Noronen	Jay Pandolfo
Brodeur/Biron, Noronen	Jay Pandolfo

At BUFFALO SABRES			
Nov. 12, 2003	DEVILS 2	SABRES 2	11,146
Dec. 19, 2003	DEVILS 5	SABRES 2	13,112

Goaltenders	W/T Goal
Brodeur/Biron	Maxim Afinogenov
Brodeur/Biron	Brian Gionta

Goals by Period	1st	2nd	3rd	OT	Total
Devils	4	8	7	0	19
Sabres	2	2	3	0	7

Shots by Period	1st	2nd	3rd	OT	Total
Devils	43	46	22	1	112
Sabres	29	29	44	3	105

### INDIVIDUAL SCORING

BUFFALO	GP	G	A	TP	+-	PP	SH	GW	GT	EN	S	PCT.
MAXIM AFINOGENOV	4	2	1	3	2	4	1	0	0	1	0	17.11.8
DEREK ROY	2	1	1	2	-2	0	0	0	0	0	0	3.33.3
CHRIS TAYLOR	3	1	1	2	1	0	0	0	0	0	0	4.25
ALEXEI ZHITNIK	4	0	2	2	-1	15	0	0	0	0	0	4.0
DANIEL BRIERE	4	1	0	1	-8	4	0	0	0	0	0	6.16.7
ALES KOTALIK	4	1	0	1	0	0	0	0	0	0	0	7.14.3
ADAM MAIR	4	1	0	1	-2	7	0	0	0	0	0	7.14.3
ANDY DELMORE	2	0	1	1	-1	0	0	0	0	0	0	0.0
ERIC BOULTON	3	0	1	1	1	12	0	0	0	0	1	0
CURTIS BROWN	4	0	1	1	2	2	0	0	0	0	0	7.0
J.P. DUMONT	4	0	1	1	-6	0	0	0	0	0	0	9.0
TAYLOR PYATT	4	0	1	1	-2	2	0	0	0	0	0	6.0
JASON BOTTERILL	1	0	0	0	1	2	0	0	0	0	0	0.0
ANDREW PETERS	1	0	0	0	-1	5	0	0	0	0	0	0.0
JAY MCKEE	2	0	0	0	2	0	0	0	0	0	1	0
BRIAN CAMPBELL	3	0	0	0	-6	2	0	0	0	0	1	0
CHRIS DRURY	3	0	0	0	-4	4	0	0	0	0	5	0
RORY FITZPATRICK	3	0	0	0	-2	0	0	0	0	0	4	0
JOCHEN HECHT	3	0	0	0	-3	2	0	0	0	0	4	0
JAMES PATRICK	3	0	0	0	2	0	0	0	0	0	5	0
HENRIK TALLINDER	3	0	0	0	2	0	0	0	0	0	1	0
MARTIN BIRON	4	0	0	0	2	0	0	0	0	0	0	0
DMITRI KALININ	4	0	0	0	-7	0	0	0	0	0	4	0
MIROSLAV SATAN	4	0	0	0	-5	0	0	0	0	0	9	0

NEW JERSEY	GP	G	A	TP	+-	PP	SH	GW	GT	EN	S	PCT.
BRIAN GIONTA	4	5	2	7	6	4	0	0	1	0	0	11.45.5
PATRIK ELIAS	4	2	5	7	4	0	2	0	0	0	0	17.11.8
JOHN MADDEN	4	2	4	6	6	4	0	0	0	0	0	12.16.7
SCOTT GOMEZ	4	1	5	6	3	2	0	0	0	0	0	12.8.3
JEFF FRIESEN	4	3	1	4	1	2	2	0	0	0	0	12.25
JAY PANDOLFO	4	3	1	4	5	0	0	2	2	0	0	8.37.5
BRIAN RAFALSKI	4	1	2	3	2	2	0	0	0	0	0	8.12.5
SCOTT NIEDERMAYER	4	0	3	3	3	0	0	0	0	0	0	9.0
JLANGENBRUNNER	3	1	1	2	2	17	0	1	0	0	0	2.50
PAUL MARTIN	3	0	2	2	5	0	0	0	0	0	0	3.0
SCOTT STEVENS	3	0	2	2	5	2	0	0	0	0	0	4.0
SERGEI BRYLIN	4	1	0	1	0	0	1	0	0	0	0	4.25
TOMMY ALBELIN	2	0	1	1	-2	0	0	0	0	0	0	2.0
C. BERGLUND	2	0	1	1	0	0	0	0	0	0	0	3.0
IGOR LARIONOV	3	0	1	1	-1	0	0	0	0	0	0	0.0
TURNER STEVENSON	3	0	1	1	0	14	0	0	0	0	0	1.0
COLIN WHITE	4	0	1	1	2	4	0	0	0	0	0	0.0
JIRI BICEK	1	0	0	0	-2	0	0	0	0	0	0	1.0
SEAN BROWN	1	0	0	0	1	5	0	0	0	0	0	0.0
GRANT MARSHALL	1	0	0	0	0	0	0	0	0	0	0	0.0
MICHAEL RUPP	2	0	0	0	-2	2	0	0	0	0	0	0.0
DAVID HALE	3	0	0	0	0	13	0	0	0	0	0	1.0
ERIK RASMUSSEN	4	0	0	0	-1	0	0	0	0	0	0	2.0

POWER PLAY	1-16 6.3%
PENALTY KILLING	15-2 0.75%

POWER PLAY	5-20 25%
PENALTY KILLING	15-16 93.8%

### GOALTENDING

BUFFALO	GP	MIN	GA	AVG	EN	SO	W	L	T	SHOTS	SAVE %
MARTIN BIRON	4	171	13	4.56	0	0	0	2	1	77	.831
MIKA NORONEN	2	73	6	4.93	0	0	0	1	0	35	.829

NEW JERSEY	GP	MIN	GA	AVG	EN	SO	W	L	T	SHOTS	SAVE %
MARTIN BRODEUR	4	245	7	1.71	0	0	3	0	1	105	.933

T SHOTS SAVE %  
0 0 23 .957



# 2003-2004 REGULAR SEASON



## BUFFALO SABRES VS. NEW YORK RANGERS



2003-2004 SEASON

Summary: Won- 3 Lost- 1 Tied- 0

### At NEW YORK RANGERS

Jan. 30, 2004	RANGERS 1	SABRES 3	18,200
Mar. 31, 2004	RANGERS 3	SABRES 4	18,200

Goaltenders  
Dunham/Biron  
Dunham/Biron

W/T Goal  
Chris Drury  
Dmitri Kalinin

### At BUFFALO SABRES

Dec. 12, 2003	RANGERS 3	SABRES 1	13,888
Jan. 31, 2004	RANGERS 1	SABRES 3	18,690

Goaltenders  
Markkanen/Noronen  
Markkanen/Biron

W/T Goal  
Anson Carter  
Maxim Afinogenov

Goals by Period	1st	2nd	3rd	OT	Total
Rangers	2	4	2	0	8
Sabres	5	3	3	0	11

Shots by Period	1st	2nd	3rd	OT	Total
Rangers	48	49	43	0	140
Sabres	36	43	44	0	123

### INDIVIDUAL SCORING

BUFFALO	GP	G	A	TP	+/-	PP	SH	GWG	EN	S	PCT.	N.Y. RANGERS	GP	G	A	TP	+/-	PP	SH	GWG	EN	S	PCT.			
JOCHEN HECHT	3	2	3	5	3	2	0	0	0	0	6	33.3	BOBBY HOLIK	4	0	3	3	-1	6	0	0	0	0	13	0	
CHRIS DRURY	4	1	4	5	4	1	0	1	0	0	9	11.1	ANSON CARTER	1	1	1	2	1	0	1	0	1	0	1	100	
DANIEL BRIERE	4	2	2	4	0	0	1	0	0	0	13	15.4	JOZEF BALEJ	1	0	2	2	1	0	0	0	0	0	0	3	0
ALES KOTALIK	2	1	1	2	1	0	0	0	0	0	1	16.7	JOSH GREEN	1	1	0	1	2	2	0	0	0	0	0	4	25
J.P. DUMONT	4	1	1	2	-2	0	1	0	0	0	7	14.3	THOMAS POCK	1	1	0	1	-2	0	0	0	0	0	0	2	50
MIROSLAV SATAN	4	1	1	2	1	0	0	0	0	1	8	12.5	JOEL BOUCHARD	2	1	0	1	2	0	0	0	0	0	0	2	50
MIKE GRIER	1	0	2	2	4	0	0	0	0	0	5	0	DALE PURINTON	2	1	0	1	1	0	0	0	0	0	0	2	50
ALEXEI ZHITNIK	3	0	2	2	0	4	0	0	0	0	7	0	ALEX KOVALEV	3	1	0	1	-2	0	0	0	0	0	0	8	12.5
CURTIS BROWN	3	1	0	1	-1	0	1	0	0	0	11	9.1	PETR NEDVEJ	3	1	0	1	0	0	0	0	0	0	0	9	11.1
MAXIM AFINOGENOV	4	1	0	1	-2	0	1	0	1	0	8	12.5	MARK MESSIER	4	1	0	1	0	0	0	0	0	0	0	6	16.7
DMITRI KALININ	4	1	0	1	2	0	0	0	1	0	8	12.5	CORY LAROSE	1	0	1	1	1	0	0	0	0	0	0	3	0
BRAD BROWN	1	0	1	1	1	0	0	0	0	0	1	0	ERIC LINDROS	1	0	1	1	2	0	0	0	0	0	3	0	
BRIAN CAMPBELL	3	0	1	1	-1	0	0	0	0	0	1	0	CHRIS MCALLISTER	1	0	1	1	1	0	0	0	0	0	0	1	0
JEFF JILLSON	1	0	0	0	-1	0	0	0	0	0	4	0	KAREL RACHUNEK	1	0	1	-2	0	0	0	0	0	0	1	0	
JAY MCKEE	1	0	0	1	0	0	0	0	0	0	1	0	JAN HLAVAC	2	0	1	-2	0	0	0	0	0	0	0	6	0
ERIC BOULTON	2	0	0	0	0	0	0	0	0	0	0	0	MATTHEW BARNABY	3	0	1	1	2	0	0	0	0	0	3	0	
ANDY DELMORE	2	0	0	0	0	0	0	0	0	0	1	0	JED ORTMEYER	3	0	1	1	2	0	0	0	0	0	4	0	
JAMES PATRICK	2	0	0	0	-1	0	0	0	0	0	2	0	TOM POTI	3	0	1	0	2	0	0	0	0	0	10	0	
ANDREW PETERS	2	0	0	0	0	0	0	0	0	0	1	0	MARTIN RUCINSKY	3	0	1	0	2	0	0	0	0	0	6	0	
CHRIS TAYLOR	2	0	0	0	-1	2	0	0	0	0	1	0	GREG DEVRIES	1	0	0	0	1	0	0	0	0	0	0	0	
MILAN BARTOVIC	3	0	0	0	-2	2	0	0	0	0	1	0	MIKE GREEN	1	0	0	-1	0	0	0	0	0	0	1	0	
RORY FITZPATRICK	3	0	0	0	0	4	0	0	0	0	6	0	DARIUS KASPARAITIS	1	0	0	0	1	0	0	0	0	0	0	0	
TAYLOR PYATT	3	0	0	0	-2	2	0	0	0	0	7	0	DAN LACOUTURE	1	0	0	0	0	0	0	0	0	0	3	0	
DEREK ROY	3	0	0	0	-4	0	0	0	0	0	2	0	JASON MACDONALD	1	0	0	0	0	0	0	0	0	0	2	0	
ADAM MAIR	4	0	0	0	-1	13	0	0	0	0	3	0	VLADIMIR MALAKHOV	0	0	0	2	0	0	0	0	0	0	1	0	
HENRIK TALLINDER	4	0	0	0	-3	0	0	0	0	0	4	0	SANDY MCCARTHY	1	0	0	-1	0	0	0	0	0	0	3	0	

POWER PLAY	5-17	29.4%
PENALTY KILLING	10-11	90.9%

POWER PLAY	1-11	9.1%
PENALTY KILLING	12-17	70.6%

### GOALTENDING

BUFFALO	GP	MIN	GA	AVG	EN	SO	W	L	T	SHOTS	SAVE %	N.Y. RANGERS	GP	MIN	GA	AVG	EN	SO	W	L	T	SHOTS	SAVE %
MARTIN BIRON	3	180	5	1.67	0	0	3	0	0	106	.953	MIKE DUNHAM	2	119	6	3.03	1	0	0	2	0	73	.918
MKA NORONEN	1	58	3	3.10	0	0	1	0	1	34	.912	JUSSI MARKKANEN	2	119	3	1.51	1	0	1	1	0	48	.938



# 2003-2004 REGULAR SEASON

## BUFFALO SABRES

VS.

## PHILADELPHIA FLYERS



Summary: Won- 1 Lost- 2 Tied- 1

### At PHILADELPHIA FLYERS

Oct. 9, 2003	FLYERS 2	SABRES 0	Attend.	19,130
Jan. 24, 2004	FLYERS 2	SABRES 1	Attend.	19,584

Goaltenders	Hackett/Miller
	Esche/Noronen

WT Goal	Mark Recchi
	Jeremy Roenick

### At BUFFALO SABRES

Jan. 7, 2004	FLYERS 1	SABRES 1	Attend.	12,241
Jan. 13, 2004	FLYERS 2	SABRES 6	Attend.	10,702

Goaltenders	Esche/Biron
	Hackett/Noronen

WT Goal	Alexei Zhitnik
	Curtis Brown

Goals by Period	1st	2nd	3rd	OT	Total	Shots by Period	1st	2nd	3rd	OT	Total
Flers	3	2	2	0	7	Flers	45	45	35	5	130
Sabres	2	3	3	0	8	Sabres	25	31	32	1	89

### INDIVIDUAL SCORING

BUFFALO	GP	G	A	TP	+/-	PP	SH	GW	EN	S	PCT.
CHRIS DRURY	4	1	3	4	2	2	0	0	0	0	4 25
JOCHEN HECHT	3	0	3	3	-1	9	0	0	0	0	12 0
CURTIS BROWN	4	2	0	2	3	2	0	0	1	0	5 40
JASON BOTTERILL	2	1	1	2	0	0	1	0	0	0	2 50
ALES KOTALIK	4	1	1	2	0	4	0	0	0	0	5 20
ALEXEI ZHITNIK	4	1	1	2	-1	8	1	0	0	1	10 10
DMITRI KALININ	4	0	2	2	0	2	0	0	0	0	5 0
CHRIS TAYLOR	3	1	0	1	1	6	0	0	0	0	2 50
DANIEL BRIERE	4	1	0	1	-2	2	1	0	0	0	8 12.5
JAMES PATRICK	2	0	1	1	1	0	0	0	0	0	0 0
J.P. DUMONT	4	0	1	1	-2	0	0	0	0	0	2 0
RORY FITZPATRICK	4	0	1	1	1	0	0	0	0	0	4 0
MIROSLAV SATAN	4	0	1	1	2	2	0	0	0	0	11 0
HENRIK TALLINDER	4	0	1	1	0	0	0	0	0	0	3 0
MILAN BARTOVIC	1	0	0	0	-1	0	0	0	0	0	2 0
MARTIN BIRON	1	0	0	0	0	2	0	0	0	0	0 0
ANDY DELMORE	1	0	0	0	0	0	0	0	0	0	1 0
TAYLOR PYATT	1	0	0	0	0	0	0	0	0	0	1 0
ERIC BOULTON	2	0	0	0	0	0	0	0	0	0	1 0
BRIAN CAMPBELL	2	0	0	0	1	0	0	0	0	0	1 0
DEREK ROY	2	0	0	0	-1	0	0	0	0	0	2 0
MAXIM AFINOGENOV	3	0	0	0	-1	0	0	0	0	0	5 0
JAY MCKEE	3	0	0	0	-2	0	0	0	0	0	1 0
ANDREW PETERS	3	0	0	0	0	9	0	0	0	0	1 0
ADAM MAIR	4	0	0	0	0	0	0	0	0	0	1 0

PHILADELPHIA	GP	G	A	TP	+/-	PP	SH	GW	EN	S	PCT.
JEREMY ROENICK	4	2	1	3	1	12	0	0	1	0	10 20
JOHN LECLAIR	3	1	1	2	-1	0	0	0	0	0	8 12.5
MICHAEL HANDZUS	4	1	1	2	-1	2	1	0	0	0	8 12.5
MARK RECCHI	4	1	1	2	-1	4	1	0	1	0	9 11.1
JUSTIN WILLIAMS	3	0	2	2	0	0	0	0	0	0	9 0
SAMI KAPANEN	4	0	2	2	0	2	0	0	0	0	6 0
TONY AMONTE	4	1	0	1	0	2	0	0	0	0	10 10
KIM JOHNSON	4	1	0	1	-2	0	0	0	0	0	9 11.1
MIKE COMRIE	3	0	1	1	2	6	0	0	0	0	4 0
ERIC DESJARDINS	3	0	1	1	0	0	0	0	0	0	7 0
JONI PITKANEN	4	0	1	1	2	2	0	0	0	0	9 0
CLAUDE LAPOINTE	1	0	0	0	0	0	0	0	0	0	0 0
DANNY MARKOV	1	0	0	0	0	0	0	0	0	0	1 0
MATTIAS TIMANDER	1	0	0	0	0	2	0	0	0	0	3 0
JIM VANDERMEER	1	0	0	0	0	0	0	0	0	0	0 0
KEITH PRIMEAU	2	0	0	0	-1	15	0	0	0	0	4 0
RADOVAN SOMIK	2	0	0	0	0	0	0	0	0	0	2 0
TODD FEDORUK	3	0	0	0	1	10	0	0	0	0	1 0
M. RAGNARSSON	3	0	0	0	-1	2	0	0	0	0	2 0
PATRICK SHARP	3	0	0	0	0	0	0	0	0	0	5 0
CHRIS THERIEN	3	0	0	0	17	0	0	0	0	0	3 0
DONALD BRASHEAR	4	0	0	0	1	4	0	0	0	0	3 0
SIMON GAGNE	4	0	0	0	7	0	0	0	0	0	11 0
ERIC WEINRICH	4	0	0	0	1	0	0	0	0	0	6 0

POWER PLAY	3-25	12%
PENALTY KILLING	16-18	88.9%

POWER PLAY	2-18	11.1%
PENALTY KILLING	22-25	88%

### GOALTENDING

BUFFALO	GP	MIN	GA	AVG	EN	SO	W	L	T	SHOTS	SAVE %
MARTIN BIRON	1	65	1	0.92	0	0	0	0	1	45	.978
MIKA NORONEN	2	119	4	2.02	0	0	1	1	0	59	.932
ROAN MILLER	1	58	2	2.07	0	0	0	1	0	26	.923

PHILADELPHIA	GP	MIN	GA	AVG	EN	SO	W	L	T	SHOTS	SAVE %
JEFF HACKETT	2	120	6	3.00	0	1	1	1	0	42	.857
ROBERT ESCHÉ	2	125	2	0.96	0	0	1	0	1	47	.957

2003-2004 SEASON





# 2003-2004 REGULAR SEASON

# 2003-2004 SEASON



## BUFFALO SABRES VS. PITTSBURGH PENGUINS



Summary: Won- 1 Lost- 2 Tied- 1

### At PITTSBURGH PENGUINS

Dec. 16, 2003	PENGUINS 2	SABRES 1	10,554
Mar. 27, 2004	PENGUINS 2	SABRES 2	12,964

Goaltenders  
Caron/Noronen  
Caron/Biron

W/T Goal  
Konstantin Koltsov  
Konstantin Koltsov

### At BUFFALO SABRES

Nov. 14, 2003	PENGUINS 2	SABRES 1	18,002
Mar. 26, 2004	PENGUINS 1	SABRES 5	18,333

Goaltenders  
Caron/Noronen  
Caron/Biron

W/T Goal  
Aleksey Morozov  
Jay McKee

Goals by Period	1st	2nd	3rd	OT	Total
Penguins	1	3	2	1	7
Sabres	4	3	2	0	9

Shots by Period	1st	2nd	3rd	OT	Total
Penguins	34	36	36	7	113
Sabres	43	31	27	2	103

### INDIVIDUAL SCORING

BUFFALO	GP	G	A	TP	+/-	PP	SH	GW	GTEN	S	PCT.
CHRIS DRURY	4	2	2	4	4	0	0	0	0	0	7 28.6
DANIEL BRIERE	4	2	1	3	0	6	1	0	0	0	9 22.2
JOCHEN HECHT	3	0	3	3	4	0	0	0	0	0	7 0
JAY MCKEE	2	1	1	2	1	0	0	1	0	0	3 33.3
JAMES PATRICK	4	0	2	2	4	0	0	0	0	0	1 0
ANDREW PETERS	2	1	0	1	1	2	0	0	0	1	3 33.3
MAXIM AFINOGENOV	4	1	0	1	0	2	0	0	0	0	10 10
J.P. DUMONT	4	1	0	1	-1	6	1	0	0	0	5 20
MIROSLAV SATAN	4	1	0	1	-1	0	0	0	0	0	8 12.5
MILAN BARTOVIC	2	0	1	1	0	0	0	0	0	0	3 0
CURTIS BROWN	2	0	1	1	0	0	0	0	0	0	4 0
MIKE GRIER	2	0	1	1	2	2	0	0	0	0	0 0
TAYLOR PYATT	2	0	1	1	1	0	0	0	0	0	3 0
ALEXEI ZHITNIK	2	0	1	-1	4	0	0	0	0	0	5 0
DMITRI KALININ	4	0	1	1	2	8	0	0	0	0	6 0
ADAM MAIR	4	0	1	1	0	7	0	0	0	0	3 0
JASON BOTTERILL	1	0	0	0	0	0	0	0	0	0	3 0
ERIC BOULTON	1	0	0	0	0	0	0	0	0	0	0 0
BRIAN CAMPBELL	1	0	0	0	0	0	0	0	0	0	2 0
ANDY DELMORE	1	0	0	0	15	0	0	0	0	0	0 0
BRAAD BROWN	2	0	0	0	0	0	0	0	0	0	0 0
RORY FITZPATRICK	2	0	0	0	-2	2	0	0	0	0	2 0
JEFF JILLSON	2	0	0	0	0	0	0	0	0	0	3 0
ALES KOTALIK	2	0	0	0	-2	0	0	0	0	0	1 0
DEREK ROY	3	0	0	0	-1	4	0	0	0	0	5 0
HENRIK TALLINDER	4	0	0	0	0	0	0	0	0	0	6 0
CHRIS TAYLOR	4	0	0	0	0	0	0	0	0	0	4 0

POWER PLAY 2-15 13.3%  
PENALTY KILLING 17-19 89.5%

PITTSBURGH	GP	G	A	TP	+/-	PP	SH	GW	GTEN	S	PCT.
MILAN KRAFT	4	1	2	3	2	2	1	0	0	0	9 11.1
K. KOLTISOV	4	2	0	2	0	0	0	0	1	1	0 8 25
DRAKE BEREHOVSKY	2	1	1	2	0	0	0	0	0	0	4 25
ALEKSEY MOROZOV	4	1	1	2	-2	0	0	0	1	0	0 4 25
MARTIN STRBAK	3	0	2	2	2	2	0	0	0	0	0 4 0
BRIAN HOLZINGER	2	1	0	1	2	4	0	0	0	0	3 33.3
RICO FATA	3	1	0	1	-3	0	1	0	0	0	5 20
TOMAS SUROVY	2	0	1	1	2	2	0	0	0	0	4 0
TOM KOSTOPOULOS	3	0	1	1	1	0	0	0	0	0	0 0
DICK TARNSTROM	4	0	1	1	-1	0	0	0	0	0	9 0
RAMZI ABID	1	0	0	0	0	4	0	0	0	0	2 0
MATT MURLEY	1	0	0	0	1	0	0	0	0	0	0 0
MARTIN STRAKA	1	0	0	0	0	0	0	0	0	0	4 0
RIC JACKMAN	2	0	0	0	-2	0	0	0	0	0	0 8 0
STEVE MCKENNA	2	0	0	0	0	0	0	0	0	0	3 0
LASSE PIRJETA	2	0	0	0	-2	0	0	0	0	0	8 0
JONATHAN SIM	2	0	0	0	-1	2	0	0	0	0	4 0
LONDON WILSON	2	0	0	0	-2	0	0	0	0	0	4 0
MATT BRADLEY	4	0	0	0	-2	7	0	0	0	0	3 0
KELLY BUCHBERGER	4	0	0	0	-1	0	0	0	0	0	2 0
MIKE EASTWOOD	4	0	0	0	-1	0	0	0	0	0	1 0
DAN FOCHT	4	0	0	0	0	10	0	0	0	0	6 0
RYAN MALONE	4	0	0	0	-2	2	0	0	0	0	4 0
JOSEF MELICHR	4	0	0	0	1	2	0	0	0	0	5 0
BROOKS ORPIK	4	0	0	0	-3	2	0	0	0	0	4 0

POWER PLAY 2-19 10.5%  
PENALTY KILLING 13-15 86.7%

### GOALTENDING

BUFFALO	GP	MIN	GA	AVG	EN	SO	W	L	T	SHOTS	SAVE %
MARTIN BIRON	2	125	3	1.44	0	0	1	0	1	64	.953
MIKA NORONEN	2	122	4	1.97	0	0	0	2	0	49	.918

PITTSBURGH	GP	MIN	GA	AVG	EN	SO	W	L	T	SHOTS	SAVE %
SEBASTIEN CARON	4	247	8	1.94	1	0	2	1	1	102	.922





## 2003-2004 REGULAR SEASON



### BUFFALO SABRES VS. SAN JOSE SHARKS



Summary: Won- 1 Lost- 0 Tied- 0

At **BUFFALO SABRES**      Attend.      Goaltenders      W/T Goal  
Feb. 10, 2004   SHARKS 1   SABRES 2   9,381   Nabokov/Biron   Daniel Briere

Goals by Period	1st	2nd	3rd	OT	Total	Shots by Period	1st	2nd	3rd	OT	Total
Sharks	1	0	0	0	1	Sharks	13	12	3	0	28
Sabres	1	0	1	0	2	Sabres	15	8	12	0	35

#### INDIVIDUAL SCORING

BUFFALO	GP	G	A	TP	+-	PP	SH	GW	GT	EN	S	PCT.
DANIEL BRIERE	1	2	0	2	1	2	1	0	1	0	7	28.6
CHRIS DRURY	1	0	1	1	0	0	0	0	0	0	1	0
J.P. DUMONT	1	0	1	1	1	4	0	0	0	0	3	0
MIROSLAV SATAN	1	0	1	1	-1	0	0	0	0	0	1	0
MAXIM AFINOGENOV	1	0	0	0	0	0	0	0	0	0	1	0
ERIC BOULTON	1	0	0	0	0	0	0	0	0	0	1	0
CURTIS BROWN	1	0	0	0	0	0	0	0	0	0	1	0
BRIAN CAMPBELL	1	0	0	0	0	0	0	0	0	0	0	0
ANDY DELMORE	1	0	0	0	0	0	0	0	0	0	1	0
RORY FITZPATRICK	1	0	0	0	0	0	0	0	0	0	1	0
JOCHEN HECHT	1	0	0	2	0	0	0	0	0	0	7	0
DMITRI KALININ	1	0	0	2	0	0	0	0	0	0	2	0
ALES KOTALIK	1	0	0	0	0	0	0	0	0	0	2	0
ADAM MAIR	1	0	0	0	0	0	0	0	0	0	2	0
TAYLOR PYATT	1	0	0	0	0	0	0	0	0	0	1	0
DEREK ROY	1	0	0	-1	0	0	0	0	0	0	1	0
HENRIK TALLINDER	1	0	0	0	0	0	0	0	0	0	1	0
ALEXEI ZHITNIK	1	0	0	0	0	0	0	0	0	0	2	0

POWER PLAY 1-4 2.5%  
PENALTY KILLING 4-4 100%

SAN JOSE	GP	G	A	TP	+-	PP	SH	GW	GT	EN	S	PCT.
MIKE RICCI	1	1	0	1	1	0	0	0	0	0	2	50
J. CHEECHOO	1	0	0	0	0	0	0	0	0	0	2	0
V. DAMPHOUSSE	1	0	0	0	0	0	0	0	0	0	1	0
N. HOLAS DIMITRAKOSI	1	0	0	0	0	0	0	0	0	0	1	0
CHRISTIAN EHRHOFF	1	0	0	1	0	0	0	0	0	0	0	0
NILS EKMAN	1	0	0	0	12	0	0	0	0	0	1	0
SCOTT HANNAN	1	0	0	0	2	0	0	0	0	0	0	0
A. KOROLYUK	1	0	0	0	0	0	0	0	0	0	5	0
PATRICK MARLEAU	1	0	0	-1	0	0	0	0	0	0	3	0
ALYN MCCAULEY	1	0	0	0	0	0	0	0	0	0	1	0
KYLE McLAREN	1	0	0	1	0	0	0	0	0	0	2	0
SCOTT PARKER	1	0	0	0	0	0	0	0	0	0	0	0
TOM PREISSING	1	0	0	-1	0	0	0	0	0	0	3	0
WAYNE PRIMEAU	1	0	0	0	0	0	0	0	0	0	1	0
MIKE RATHIE	1	0	0	-1	0	0	0	0	0	0	1	0
BRAD STUART	1	0	0	0	0	0	0	0	0	0	3	0
MARCO STURM	1	0	0	0	4	0	0	0	0	0	0	0
SCOTT THORNTON	1	0	0	0	0	0	0	0	0	0	2	0

POWER PLAY 0-4 0%  
PENALTY KILLING 3-4 75%

#### GOALTENDING

BUFFALO	GP	MIN	GA	AVG	EN	S	W	L	T	SHOTS	SAVE %
MARTIN BIRON	1	60	1	1.00	0	0	1	0	0	28	.964

SAN JOSE	GP	MIN	GA	AVG	EN	S	W	L	T	SHOTS	SAVE %
EVGENI NABOKOV	1	59	2	2.03	0	0	0	1	0	35	.943

## 2003-2004 REGULAR SEASON



### BUFFALO SABRES VS. ST. LOUIS BLUES



Summary: Won- 0 Lost- 1 Tied- 0

At **BUFFALO SABRES**      Attend.      Goaltenders      W/T Goal  
Mar. 7, 2004   BLUES 5   SABRES 1   17,036   Divis/Biron   Petr Cajanek

Goals by Period	1st	2nd	3rd	OT	Total	Shots by Period	1st	2nd	3rd	OT	Total
Blues	1	1	3	0	5	Blues	6	10	9	0	25
Sabres	1	0	0	0	1	Sabres	10	2	7	0	19

#### INDIVIDUAL SCORING

BUFFALO	GP	G	A	TP	+-	PP	SH	GW	GT	EN	S	PCT.
DEREK ROY	1	1	0	1	-3	2	1	0	0	0	1	100
DANIEL BRIERE	1	0	1	1	-2	0	0	0	0	0	6	0
MAXIM AFINOGENOV	1	0	0	-2	2	0	0	0	0	0	4	0
MILAN BARTOVIC	1	0	0	-1	0	0	0	0	0	0	0	0
ERIC BOULTON	1	0	0	-1	15	0	0	0	0	0	0	0
CURTIS BROWN	1	0	0	-1	0	0	0	0	0	0	0	0
BRIAN CAMPBELL	1	0	0	-4	0	0	0	0	0	0	0	0
ANDY DELMORE	1	0	0	-4	0	0	0	0	0	0	1	0
CHRIS DRURY	1	0	0	-2	0	0	0	0	0	0	2	0
J.P. DUMONT	1	0	0	0	0	0	0	0	0	0	0	0
JOCHEN HECHT	1	0	0	-2	0	0	0	0	0	0	1	0
DMITRI KALININ	1	0	0	-2	0	0	0	0	0	0	1	0
ADAM MAIR	1	0	0	0	14	0	0	0	0	0	1	0
JAMES PATRICK	1	0	0	0	0	0	0	0	0	0	0	0
TAYLOR PYATT	1	0	0	0	0	0	0	0	0	0	0	0
MIROSLAV SATAN	1	0	0	-2	0	0	0	0	0	0	2	0
HENRIK TALLINDER	1	0	0	0	0	0	0	0	0	0	0	0
ALEXEI ZHITNIK	1	0	0	0	0	0	0	0	0	0	0	0

POWER PLAY 1-8 12.5%  
PENALTY KILLING 3-3 100%

ST. LOUIS	GP	G	A	TP	+-	PP	SH	GW	GT	EN	S	PCT.
PETR CAJANEK	1	2	1	3	3	0	0	0	1	0	0	5.40
PAVOL DIMITRA	1	1	1	2	2	0	0	0	0	0	3	33.3
CHRIS PRONGER	1	0	2	2	3	2	0	0	0	0	4	0
DOUG WEIGHT	1	0	2	2	2	0	0	0	0	0	2	0
DALLAS DRAKE	1	1	0	1	7	0	0	0	0	0	2	50
MIKE SILLINGER	1	1	0	1	2	6	0	0	0	0	2	50
RYAN JOHNSON	1	0	1	1	0	0	0	0	0	0	0	0
KEITH KACHUK	1	0	1	1	2	2	0	0	0	0	2	0
CHRISTIAN BACKMAN	1	0	0	1	0	0	0	0	0	0	1	0
MURRAY BARON	1	0	0	2	0	0	0	0	0	0	0	0
A. KHAVANOV	1	0	0	1	0	0	0	0	0	0	0	0
REED LOW	1	0	0	0	9	0	0	0	0	0	1	0
JAMAL MAYERS	1	0	0	0	7	0	0	0	0	0	1	0
SCOTT MELLANBY	1	0	0	1	0	0	0	0	0	0	0	0
PASCAL RHEAUME	1	0	0	1	0	0	0	0	0	0	2	0
MARK RYECROFT	1	0	0	0	0	0	0	0	0	0	0	0
BRYCE SALVADOR	1	0	0	1	0	0	0	0	0	0	0	0
ERIC WEINRICH	1	0	0	2	0	0	0	0	0	0	0	0

POWER PLAY 0-3 0%  
PENALTY KILLING 7-8 87.5%

#### GOALTENDING

BUFFALO	GP	MIN	GA	AVG	EN	S	W	L	T	SHOTS	SAVE %
MARTIN BIRON	1	59	5	5.08	0	0	0	1	0	25	.800

ST. LOUIS	GP	MIN	GA	AVG	EN	S	W	L	T	SHOTS	SAVE %
REINHARD DIVIS	1	60	1	1.00	0	0	1	0	0	19	.947





### 2003-2004 REGULAR SEASON

## BUFFALO SABRES

VS.

## TAMPA BAY LIGHTNING



Summary: Won- 1 Lost- 3 Tied- 0

At TAMPA BAY LIGHTNING				Attend.
Nov. 22, 2003	LIGHTNING	2	SABRES	20,112
Mar. 18, 2004	LIGHTNING	3	SABRES	19,946

At BUFFALO SABRES				Attend.
Dec. 6, 2003	LIGHTNING	3	SABRES	15,883
Feb. 20, 2004	LIGHTNING	3	SABRES	18,124

Goals by Period	1st	2nd	3rd	OT	Total
Lightning	2	3	6	0	11
Sabres	2	2	2	1	7

Goaltenders	
Grahame/Noronen	
Khabibulin/Noronen	

W/T Goal	
Pavel Kubina	
Tim Taylor	

Goaltenders	
Khabibulin/Biron	
Grahame/Biron	

W/T Goal	
Dave Andreychuk	
Daniel Briere	

Shots by Period	1st	2nd	3rd	OT	Total
Lightning	23	37	49	2	111
Sabres	41	26	46	3	116

### INDIVIDUAL SCORING

BUFFALO	GP	G	A	TP	+-	PP	SH	GW	GT	EN	S	PCT.
JOCHEN HECHT	4	1	3	4	3	0	0	0	0	0	8	12.5
MIROSLAV SATAN	4	2	1	3	0	4	0	0	0	0	10	20
DANIEL BRIERE	4	1	2	3	1	4	0	0	1	0	6	16.7
BRIAN CAMPBELL	3	1	0	1	-1	0	0	0	0	0	3	33.3
MAXIM AFINOGENOV	4	1	0	1	0	7	0	0	0	0	7	14.3
J.P. DUMONT	4	1	0	1	-3	4	0	0	0	0	12	8.3
JEFF JILLSON	1	0	1	1	0	0	0	0	0	0	3	0
ANDY DELMORE	2	0	1	1	2	0	0	0	0	0	4	0
CHRIS TAYLOR	3	0	1	1	-2	0	0	0	0	0	2	0
ALEXEI ZHITNIK	3	0	1	1	-2	4	0	0	0	0	4	0
DMITRI KALININ	4	0	1	1	0	11	0	0	0	0	3	0
ADAM MAIR	4	0	1	1	0	6	0	0	0	0	4	0
HENRIK TALLINDER	4	0	1	1	2	4	0	0	0	0	1	0
MILAN BARTOVIC	1	0	0	0	-1	0	0	0	0	0	2	0
BRAD BROWN	1	0	0	0	-2	0	0	0	0	0	1	0
MIKE GRIER	1	0	0	0	0	0	0	0	0	0	3	0
JAY MCKEE	1	0	0	0	-2	0	0	0	0	0	1	0
ANDREW PETERS	1	0	0	0	1	5	0	0	0	0	0	0
DEREK ROY	2	0	0	0	-2	0	0	0	0	0	4	0
ERIC BOULTON	3	0	0	0	-1	0	0	0	0	0	3	0
CURTIS BROWN	3	0	0	0	-2	0	0	0	0	0	8	0
CHRIS DRURY	3	0	0	0	0	0	0	0	0	0	6	0
RORY FITZPATRICK	3	0	0	0	2	0	0	0	0	0	5	0
ALES KOTALIK	3	0	0	0	4	0	0	0	0	0	9	0
JAMES PATRICK	3	0	0	0	0	0	0	0	0	0	3	0
TAYLOR PYATT	3	0	0	0	1	0	0	0	0	0	4	0

POWER PLAY 0-15 0%  
PENALTY KILLING 13-16 81.3%

TAMPA BAY	GP	G	A	TP	+-	PP	SH	GW	GT	EN	S	PCT.	
DAVE ANDREYCHUK	4	3	2	5	3	2	2	0	1	0	0	15	20
PAVEL KUBINA	4	2	3	5	4	2	1	0	1	0	0	14	14.3
MARTIN ST. LOUIS	4	1	3	4	1	0	0	0	0	0	1	8	12.5
BRAD RICHARDS	4	0	4	4	-1	2	0	0	0	0	0	7	0
TIM TAYLOR	4	1	2	3	2	7	0	0	1	0	0	9	11.1
CORY STILLMAN	4	2	0	2	0	4	0	0	0	0	7	28.6	
SHANE WILLIS	1	0	2	2	1	0	0	0	0	0	3	0	
D.AFASNASENKOV	4	1	0	1	1	0	0	0	0	0	4	25	
FREDRIK MODIN	4	1	0	1	-1	0	0	0	0	0	5	20	
ALEXANDER SVITOV	1	0	1	1	1	0	0	0	0	0	0	0	
DARRYL SYDOR	2	0	1	1	0	0	0	0	0	0	1	0	
CHRIS DINGMAN	4	0	1	1	0	0	0	0	0	0	4	0	
VINCENT LECAVALIER	4	0	1	1	-2	2	0	0	0	0	10	0	
ANDRE ROY	1	0	0	0	0	0	0	0	0	0	2	0	
MARTIN CIBAK	2	0	0	0	0	0	0	0	0	0	2	0	
NOLAN PRATT	2	0	0	0	2	4	0	0	0	0	3	0	
BEN CLYMER	3	0	0	0	1	7	0	0	0	0	4	0	
DAN BOYLE	4	0	0	0	-4	0	0	0	0	0	6	0	
JASSEN CULLIMORE	4	0	0	0	2	4	0	0	0	0	2	0	
RUSLAN FEDOTENKO	4	0	0	0	-2	6	0	0	0	0	3	0	
BRAD LUKOWICH	4	0	0	0	-2	2	0	0	0	0	2	0	
CORY SARICH	4	0	0	0	0	25	0	0	0	0	0	0	

POWER PLAY 3-16 18.8%  
PENALTY KILLING 15-15 100%

### GOALTENDING

BUFFALO	GP	MIN	GA	AVG	EN	SO	W	L	T	SHOTS	SAVE %
MARTIN BIRON	2	122	6	2.95	0	0	1	1	0	62	.903
MIKA NORONEN	2	119	4	2.02	1	0	0	2	0	48	.917

TAMPA BAY	GP	MIN	GA	AVG	EN	SO	W	L	T	SHOTS	SAVE %
N. KHABIBULIN	2	120	2	1.00	0	0	2	0	0	64	.969
JOHN GRAHAME	2	121	5	2.48	0	0	1	1	0	52	.904

### 2003-2004 REGULAR SEASON

## BUFFALO SABRES

VS.

## TORONTO MAPLE LEAFS



Summary: Won- 3 Lost- 2 Tied- 1

At TORONTO MAPLE LEAFS				Attend.
Jan. 3, 2004	MAPLE LEAFS	3	SABRES	19,352
Feb. 14, 2004	MAPLE LEAFS	4	SABRES	19,347
Mar. 6, 2004	MAPLE LEAFS	1	SABRES	19,406

At BUFFALO SABRES				Attend.
Oct. 30, 2003	MAPLE LEAFS	3	SABRES	18,690
Mar. 15, 2004	MAPLE LEAFS	6	SABRES	18,690
Apr. 2, 2004	MAPLE LEAFS	2	SABRES	18,690

Goals by Period	1st	2nd	3rd	OT	Total
Maple Leafs	5	5	8	1	19
Sabres	7	11	6	0	24

Goaltenders	
Belfour/Biron	
Kidd/Biron, Noronen	
Belfour Biron	

W/T Goal	
Matt Stajan	
Curtis Brown	
Derek Roy	

Goaltenders	
Belfour/Noronen	
Kidd/Biron	
Belfour/Biron	

W/T Goal	
Miroslav Satan	
Tomas Kaberle	
Chad Kilger	

Shots by Period	1st	2nd	3rd	OT	Total
Maple Leafs	50	70	66	4	190
Sabres	60	62	35	4	161

### INDIVIDUAL SCORING

BUFFALO	GP	G	A	TP	+-	PP	SH	GW	GT	EN	S	PCT.	
MIROSLAV SATAN	6	4	7	11	5	6	0	1	1	0	0	18	22.2
J.P. DUMONT	5	2	7	9	3	4	2	0	0	0	0	11	18.2
CHRIS DRURY	6	3	2	5	2	6	2	0	0	0	0	10	30
JOCHEN HECHT	5	2	3	5	-5	2	2	0	0	0	0	12	16.7
DANIEL BRIERE	6	2	2	4	0	6	2	0	0	0	0	11	18.2
CURTIS BROWN	4	1	3	4	4	0	0	0	1	0	0	8	12.5
ALEXEI ZHITNIK	4	1	3	4	2	6	0	0	0	0	0	6	16.7
ALES KOTALIK	3	2	1	3	3	0	0	0	0	0	0	11	18.2
BRIAN CAMPBELL	3	1	2	3	2	0	0	0	0	0	0	1	100
DEREK ROY	5	2	0	2	-1	0	0	0	0	0	8	25	
MAXIM AFINOGENOV	5	1	1	2	0	0	0	0	0	0	4	25	
DMITRI KALININ	6	0	2	2	-2	0	0	0	0	0	14	0	
MIKA NORONEN	2	1	0	1	0	0	0	0	0	1	1	100	
RORY FITZPATRICK	3	1	0	1	3	5	1	0	0	0	0	8	12.5
TAYLOR PYATT	5	1	0	1	1	2	0	0	0	0	1	8	12.5
ANDY DELMORE	2	0	1	1	5	0	0	0	0	0	0	1	0
ERIC BOULTON	3	0	1	1	1	10	0	0	0	0	0	2	0
HENRIK TALLINDER	5	0	1	1	0	4	0	0	0	0	0	2	0
JASON BOTTERILL	1	0	0	0	0	0	0	0	0	0	1	0	
BRAD BROWN	2	0	0	0	0	2	0	0	0	0	0	0	0
MIKE GRIER	2	0	0	0	-3	0	0	0	0	0	0	0	0
JEFF JILLSON	2	0	0	0	-4	2	0	0	0	0	6	0	
MILAN BARTOVIC	3	0	0	0	0	0	0	0	0	0	2	0	
CHRIS TAYLOR	3	0	0	0	-1	2	0	0	0	0	2	0	
JAY MCKEE	5	0	0	0	1	0	0	0	0	0	3	0	
ANDREW PETERS	4	0	0	0	12	0	0	0	0	0	0	0	
JAMES PATRICK	5	0	0	0	-1	4	0	0	0	0	5	0	
ADAM MAIR	6	0	0	0	-2	6	0	0	0	0	6	0	

POWER PLAY 9-31 29%  
PENALTY KILLING 16-23 69.6%

POWER PLAY 7-23 30.4%  
PENALTY KILLING 22-31 71%

### GOALTENDING

BUFFALO	GP	MIN	GA	AVG	EN	SO	W	L	T	SHOTS	SAVE %
MARTIN BIRON	5	281	14	2.99	1	0	1	2	1	150	.907
MIKA NORONEN	2	87	4	2.76	0	0	2	0	0	39	.897

TORONTO	GP	MIN	GA	AVG	EN	SO	W	L	T	SHOTS	SAVE %
ED BELFOUR	4	244	12	2.95	1	1	1	2	1	100	.880
TREVOR KIDD	2	123	10	4.88	1	0	1	1	0	59	.831





# 2003-2004 REGULAR SEASON

## BUFFALO SABRES vs. VANCOUVER CANUCKS



Summary: Won- 0 Lost- 1 Tied- 0

At VANCOUVER CANUCKS  
Oct 20, 2003 CANUCKS 6 SABRES 1

Attend.  
18,630

Goaltenders  
Cloutier/Brion, Noronen

W/T Goal  
Trevor Linden

Goals by Period	1st	2nd	3rd	OT	Total
Canucks	3	3	0	0	6
Sabres	0	0	1	0	1

Shots by Period	1st	2nd	3rd	OT	Total
Canucks	8	12	9	0	29
Sabres	3	7	8	0	18

### INDIVIDUAL SCORING

BUFFALO	GP	G	A	TP	+/	-	PP	SH	GW	GTEN	S	PCT.
MIROSLAV SATAN	1	1	0	1	2	0	1	0	0	0	0	33.3
MARTIN BIRON	1	0	1	1	0	0	0	0	0	0	0	0
CHRIS DRURY	1	0	1	1	0	2	0	0	0	0	1	0
MAXIM AFINOGENOV	1	0	0	0	0	0	0	0	0	0	1	0
DANIEL BRIERE	1	0	0	0	1	2	0	0	0	0	0	0
CURTIS BROWN	1	0	0	0	1	2	0	0	0	0	2	0
BRIAN CAMPBELL	1	0	0	0	1	0	0	0	0	0	0	0
ANDY DELMORE	1	0	0	0	0	0	0	0	0	0	0	0
J.P. DUMONT	1	0	0	0	1	0	0	0	0	0	1	0
RORY FITZPATRICK	1	0	0	0	1	0	0	0	0	0	0	0
DMITRI KALININ	1	0	0	0	2	0	0	0	0	0	0	0
ALES KOTALIK	1	0	0	0	2	0	0	0	0	0	0	0
ADAM MAIR	1	0	0	0	2	0	0	0	0	0	2	0
JAY MCKEE	1	0	0	0	1	0	0	0	0	0	0	0
ANDREW PETERS	1	0	0	0	2	0	0	0	0	0	0	0
TAYLOR PYATT	1	0	0	0	1	0	0	0	0	0	3	0
HENRIK TALLINDER	1	0	0	0	1	2	0	0	0	0	0	0
CHRIS TAYLOR	1	0	0	0	2	0	0	0	0	0	0	0
ALEXEI ZHITNIK	1	0	0	0	2	4	0	0	0	0	3	0

POWER PLAY	1-6	16.7%
PENALTY KILLING	6-8	75%

### GOALTENDING

BUFFALO	GP	MIN	GA	AVG	EN	SO	W	L	T	SHOTS	SAVE %
MARTIN BIRON	1	40	3	4.50	0	0	0	0	0	21	.857
MIKA NORONEN	1	20	3	9.00	0	0	0	1	0	8	.625

VANCOUVER	GP	G	A	TP	+/	-	PP	SH	GW	GTEN	S	PCT.
JASON KING	1	1	2	3	1	2	1	0	0	0	0	25
SAMI SALO	1	1	1	2	2	2	1	0	0	0	0	25
DANIEL SEDIN	1	1	1	2	1	2	0	0	0	0	0	25
ED JOVANOVSKI	1	1	1	0	1	2	0	0	0	0	3	33.3
TREVOR LINDEN	1	1	0	1	1	0	0	0	1	0	1	100
BRENDAN MORRISON	1	1	0	1	2	0	0	0	0	0	4	25
M. ARVEDSON	1	0	1	1	0	0	0	0	0	0	2	0
MAREK MALIK	1	0	1	1	2	0	0	0	0	0	0	0
MARKUS NASLUND	1	0	1	1	2	0	0	0	0	0	2	0
MATTIAS OHLUND	1	0	1	1	0	2	0	0	0	0	1	0
JIRI SLEGR	1	0	1	1	2	0	0	0	0	0	0	0
BRENT SOPEL	1	0	1	1	0	0	0	0	0	0	2	0
TODD BERTUZZI	1	0	0	2	2	0	0	0	0	0	2	0
ARTEM CHUBAROV	1	0	0	0	0	0	0	0	0	0	0	0
MATT COOKE	1	0	0	0	1	2	0	0	0	0	1	0
BRAD MAY	1	0	0	0	0	10	0	0	0	0	2	0
JARKKO RUUTU	1	0	0	0	0	0	0	0	0	0	1	0
HENRIK SEDIN	1	0	0	1	0	0	0	0	0	0	0	0

POWER PLAY	2-8	25%
PENALTY KILLING	5-6	83.3%

# 2003-2004 REGULAR SEASON

## BUFFALO SABRES vs. WASHINGTON CAPITALS



Summary: Won- 4 Lost- 0 Tied- 0

At WASHINGTON CAPITALS  
Dec. 27, 2003 CAPITALS 1 SABRES 3  
Mar. 10, 2004 CAPITALS 0 SABRES 6

Attend.  
14,548  
14,483

Goaltenders  
Kolzig/Noronen  
Kolzig/Biron

W/T Goal  
Daniel Briere  
Dmitri Kalinin

At BUFFALO SABRES  
Nov. 26, 2003 CAPITALS 2 SABRES 5  
Dec. 31, 2003 CAPITALS 1 SABRES 7

Attend.  
13,348  
16,310

Goaltenders  
Stana/Noronen  
Ouellet/Biron

W/T Goal  
Miroslav Satan  
Maxim Afinogenov

Goals by Period	1st	2nd	3rd	OT	Total
Capitals	2	1	1	0	4
Sabres	4	11	6	0	21

Shots by Period	1st	2nd	3rd	OT	Total
Capitals	30	21	44	0	95
Sabres	49	44	50	0	143

### INDIVIDUAL SCORING

BUFFALO	GP	G	A	TP	+/	-	PP	SH	GW	GTEN	S	PCT.
MIROSLAV SATAN	4	6	3	9	4	4	3	0	1	0	18	33.3
JOCHEN HECHT	4	3	3	6	7	2	0	0	0	1	19	15.8
DANIEL BRIERE	4	2	3	5	5	2	0	0	1	0	10	20
DMITRI KALININ	4	2	3	5	2	0	1	0	1	0	13	15.4
CHRIS DRURY	3	0	5	5	3	2	0	0	0	0	6	0
MAXIM AFINOGENOV	4	3	0	3	3	4	0	0	1	0	8	37.5
MIKE GRIER	1	1	2	3	3	0	0	0	0	0	2	50
J.P. DUMONT	2	1	2	3	2	2	0	0	0	0	3	33.3
ADAM MAIR	4	1	2	3	2	5	0	0	0	0	7	14.3
RORY FITZPATRICK	3	0	2	2	0	4	0	0	0	0	3	0
DEREK ROY	3	0	2	2	4	0	0	0	0	0	8	0
ANDREW PETERS	2	1	0	1	2	7	0	0	0	0	2	50
ALES KOTALIK	3	1	0	1	1	2	0	0	0	0	8	12.5
MILAN BARTOVIC	1	0	1	1	0	0	0	0	0	0	1	0
BRAD BROWN	1	0	1	1	3	5	0	0	0	0	1	0
CURTIS BROWN	3	0	1	1	0	0	0	0	0	0	3	0
JAY MCKEE	3	0	1	1	9	4	0	0	0	0	2	0
JAMES PATRICK	3	0	1	1	4	0	0	0	0	0	1	0
HENRIK TALLINDER	3	0	1	1	4	0	0	0	0	0	2	0
CHRIS TAYLOR	3	0	1	1	0	2	0	0	0	0	2	0
TAYLOR PYATT	4	0	1	1	3	0	0	0	0	0	7	0
ANDY DELMORE	1	0	0	0	0	0	0	0	0	0	0	0
JEFF JILLSON	1	0	0	0	2	0	0	0	0	0	2	0
JASON POMINVILLE	1	0	0	0	0	0	0	0	0	0	3	0
ERIC BOULTON	2	0	0	0	1	7	0	0	0	0	3	0
BRIAN CAMPBELL	2	0	0	0	0	0	0	0	0	0	3	0
ALEXEI ZHITNIK	3	0	0	0	2	0	0	0	0	0	6	0

WASHINGTON	GP	G	A	TP	+/	-	PP	SH	GW	GTEN	S	PCT.	
KIP MILLER	4	0	2	2	3	0	0	0	0	0	0	4	0
IVAN CIERNIK	1	1	1	0	0	0	0	0	0	0	0	33.3	
PETER BONDRA	2	1	0	1	1	0	0	0	0	0	0	33.3	
ROBERT LANG	3	1	0	1	5	0	0	0	0	0	8	12.5	
JEFF HALPERN	4	1	0	1	4	0	0	0	0	0	0	4.25	
JASON DOIG	3	0	1	1	4	2	0	0	0	0	5	0	
SERGEI GONCHAR	3	0	1	1	6	0	0	0	0	0	7	0	
MIKE GRIER	3	0	1	1	2	14	0	0	0	0	3	0	
JAROMIR JAGR	3	0	1	0	4	0	0	0	0	0	4	0	
DAINIUS ZUBRUS	4	0	1	1	2	2	0	0	0	0	7	0	
JOSEF BOUMEDIENNE	1	0	0	0	1	2	0	0	0	0	2	0	
OWEN FUSSEY	1	0	0	0	2	0	0	0	0	0	4	0	
J.L. GRAND-PIERRE	1	0	0	0	3	0	0	0	0	0	2	0	
CHRIS HAIT	1	0	0	0	1	0	0	0	0	0	1	0	
CRAIG JOHNSON	1	0	0	0	2	0	0	0	0	0	1	0	
SHAONE MORRISON	1	0	0	0	1	0	0	0	0	0	0	0	
BRAD NORTON	1	0	0	0	1	0	0	0	0	0	0	0	
TODD ROHLOFF	1	0	0	0	2	0	0	0	0	0	0	0	
ALEXANDER SEMIN	1	0	0	0	1	0	0	0	0	0	4	0	
BRIAN SUTHERBY	1	0	0	0	0	0	0	0	0	0	0	0	
BRIAN WILLISIE	1	0	0	0	2	4	0	0	0	0	3	0	
STEVE EMMINGER	2	0	0	0	2	2	0	0	0	0	1	0	
COLIN FORBES	2	0	0	0	0	0	0	0	0	0	2	0	
BATES BATTAGLIA	3	0	0	0	2	6	0	0	0	0	2	0	
BOYD GORDON	3	0	0	0	2	0	0	0	0	0	1	0	
JOEL KWIAKOWSKI	3	0	0	0	3	4	0	0	0	0	2	0	
STEPHEN PEAT	3	0	0	0	10	0	0	0	0	0	3	0	
TRENT WHITFIELD	3	0	0	0	3	5	0	0	0	0	1	0	
RICK BERRY	4	0	0	0	1	7	0	0	0	0	5	0	
MATT PETTINGER	4	0	0	0	7	0	0	0	0	0	5	0	
BRENDAN WITT	4	0	0	0	6	14	0	0	0	0	8	0	

POWER PLAY	4-18	22.2%
PENALTY KILLING	11-11	100%

### GOALTENDING

BUFFALO	GP	MIN	GA	AVG	EN	SO	W	L	T	SHOTS	SAVE %
MARTIN BIRON	2	120	1	0.50	0	1	2	0	0	53	.981
MIKA NORONEN	2	120	3	1.50	0	0	2	0	0	42	.929

WASHINGTON	GP	MIN	GA	AVG	EN	SO	W	L	T	SHOTS	SAVE %
OLAF KOLZIG	2	120	8	4.00	1	0	0	2	0	74	.892
MAXIME OUELLET	1	60	7	7.00	0	0	0	1			

## YEAR-BY-YEAR RESULTS

### 1970-71 REGULAR SEASON SCORES

14-39-15, 5<sup>th</sup> Place - East Division

Oct. 10	@	Pittsburgh	2-1	W
Oct. 14	@	N.Y. Rangers	0-3	L
Oct. 15		Montreal	0-3	L
Oct. 17	@	St. Louis	1-4	L
Oct. 18		Pittsburgh	1-1	T
Oct. 22	@	Philadelphia	2-4	L
Oct. 23		Detroit	4-3	W
Oct. 25		Chicago	0-4	L
Oct. 27	@	Vancouver	2-7	L
Oct. 30	@	California	1-6	L
Nov. 1	@	Los Angeles	2-4	L
Nov. 5		Vancouver	1-4	L
Nov. 7	@	Montreal	2-11	L
Nov. 8		Philadelphia	1-3	L
Nov. 13		California	4-2	W
Nov. 15		Montreal	2-2	T
Nov. 18	@	Toronto	7-2	W
Nov. 21	@	Minnesota	0-3	L
Nov. 25	@	Pittsburgh	4-4	T
Nov. 26		N.Y. Rangers	2-2	T
Nov. 29		California	1-2	L
Dec. 3		Boston	4-4	T
Dec. 6		Minnesota	1-0	W
Dec. 9	@	Chicago	1-6	L
Dec. 10	@	Boston	2-8	L
Dec. 12	@	Detroit	3-5	L
Dec. 13		Toronto	0-4	L
Dec. 16	@	N.Y. Rangers	0-4	L
Dec. 17		Los Angeles	4-3	W
Dec. 19	@	Toronto	0-2	L
Dec. 20		Toronto	2-4	L
Dec. 22		N.Y. Rangers	2-7	L
Dec. 26	@	Montreal	4-4	T
Dec. 27		Detroit	5-2	W
Jan. 1		Boston	4-9	L
Jan. 3		Chicago	3-5	L
Jan. 7		Detroit	7-4	W
Jan. 9	@	Detroit	2-3	L
Jan. 10		Los Angeles	2-2	T
Jan. 13	@	Chicago	2-4	L
Jan. 14		St. Louis	2-1	W
Jan. 16	@	Minnesota	4-3	W
Jan. 17		Montreal	4-4	T
Jan. 21		N.Y. Rangers	5-5	T
Jan. 23	@	St. Louis	1-7	L
Jan. 24		Philadelphia	6-4	W
Jan. 27	@	Los Angeles	3-3	T
Jan. 29	@	California	4-2	W
Jan. 31	@	Vancouver	6-1	W
Feb. 4		Los Angeles	5-2	W
Feb. 6	@	Boston	3-4	L
Feb. 7		Toronto	3-4	L
Feb. 9	@	Vancouver	3-6	L
Feb. 10	@	California	1-5	L
Feb. 12		California	3-0	W
Feb. 14		Philadelphia	3-2	W
Feb. 17	@	Chicago	1-5	L
Feb. 18		Pittsburgh	6-6	T
Feb. 20	@	Detroit	5-6	L
Feb. 21		St. Louis	1-3	L
Feb. 23		Boston	3-6	L

Feb. 25	@	Philadelphia	2-3	L
Feb. 27	@	Toronto	0-2	L
Feb. 28		Minnesota	5-2	W
Mar. 3	@	Los Angeles	3-3	T
Mar. 5		Chicago	2-2	T
Mar. 7		Vancouver	6-3	W
Mar. 13	@	St. Louis	0-9	L
Mar. 14	@	Minnesota	5-0	W
Mar. 18		St. Louis	5-3	W
Mar. 20	@	Montreal	2-5	L
Mar. 21	@	Boston	7-5	W
Mar. 23	@	N.Y. Rangers	2-7	L
Mar. 26		Vancouver	3-1	W
Mar. 28		Minnesota	4-2	W
Mar. 31	@	Pittsburgh	6-4	W
Apr. 1		Pittsburgh	3-3	T
Apr. 4	@	Philadelphia	3-3	T

### 1971-72 REGULAR SEASON SCORES

16-43-19, 6<sup>th</sup> Place - East Division

Oct. 10		Pittsburgh	2-1	W
Oct. 12	@	St. Louis	1-4	L
Oct. 14	@	Boston	2-6	L
Oct. 16	@	Montreal	3-9	L
Oct. 17		Minnesota	2-3	L
Oct. 20	@	Toronto	7-2	W
Oct. 21		Chicago	2-5	L
Oct. 23	@	Minnesota	1-5	L
Oct. 24		St. Louis	2-3	L
Oct. 27	@	Los Angeles	3-2	W
Oct. 30	@	Vancouver	4-4	T
Oct. 31	@	California	2-2	T
Nov. 4	@	Detroit	4-4	T
Nov. 5		Philadelphia	5-2	W
Nov. 7		Detroit	3-3	T
Nov. 11		Los Angeles	2-4	L
Nov. 13	@	N.Y. Rangers	2-5	L
Nov. 14		Montreal	2-2	T
Nov. 18		California	5-7	L
Nov. 21		Toronto	3-4	L
Nov. 24	@	Los Angeles	3-5	L
Nov. 27	@	Vancouver	2-5	L
Nov. 28	@	California	3-5	L
Dec. 1	@	N.Y. Rangers	2-7	L
Dec. 2		Los Angeles	2-0	W
Dec. 4	@	St. Louis	1-5	L
Dec. 5		Minnesota	3-1	W
Dec. 9		Chicago	1-3	L
Dec. 11	@	Pittsburgh	3-3	T
Dec. 12		Toronto	2-4	L
Dec. 15	@	Chicago	1-2	L
Dec. 16	@	Philadelphia	0-5	L
Dec. 18	@	Toronto	1-8	L
Dec. 19		Vancouver	5-1	W
Dec. 23		Boston	4-4	T
Dec. 25	@	St. Louis	4-4	T
Dec. 26		St. Louis	6-3	W
Dec. 29		Detroit	3-7	L
Dec. 31	@	Pittsburgh	3-3	T
Jan. 2		California	4-4	T
Jan. 6		Boston	2-5	L
Jan. 9		Toronto	1-2	L
Jan. 13		N.Y. Rangers	2-5	L



## YEAR-BY-YEAR RESULTS con't

7-4 W  
3-2 W  
6-1 W  
4-2 W  
7-3 W  
4-3 W  
4-0 W  
6-3 W  
2-4 L  
0-2 L  
4-1 W  
8-2 W  
2-4 L  
4-1 W  
2-4 L  
2-4 L  
0-6 L  
5-1 W  
2-4 L  
3-4 L  
5-2 W  
5-8 L  
5-3 W  
1-1 T  
5-1 W  
1-2 L  
4-0 W  
1-2 L  
2-5 L  
3-2 W  
4-1 W  
3-3 T  
4-1 W  
3-1 W  
2-4 L  
2-1 W  
4-4 T  
2-4 L  
2-2 T  
2-2 T  
2-5 L  
0-2 L  
1-4 L  
3-3 T  
5-1 W  
2-6 L  
4-4 T  
1-6 L  
3-2 W  
6-3 W  
3-1 W

### REGULAR SEASON SCORES

Division  
4-7 L  
4-3 W  
1-3 L  
6-2 W  
2-1 W  
4-3 W  
3-1 W

Oct. 25 @ Boston 4-9 L  
Oct. 28 N.Y. Islanders 5-2 W  
Oct. 31 California 3-2 W  
Nov. 4 Montreal 1-1 T  
Nov. 6 @ Vancouver 2-3 L  
Nov. 9 @ California 3-6 L  
Nov. 10 @ Los Angeles 5-3 W  
Nov. 14 @ Atlanta 3-1 W  
Nov. 16 @ Montreal 5-8 L  
Nov. 18 California 0-2 L  
Nov. 21 @ Atlanta 2-3 L  
Nov. 22 N.Y. Rangers 6-7 L  
Nov. 25 Atlanta 3-4 L  
Nov. 29 Los Angeles 2-1 W  
Dec. 1 @ Detroit 4-1 W  
Dec. 2 Detroit 6-1 W  
Dec. 6 N.Y. Rangers 8-4 W  
Dec. 8 @ Boston 2-5 L  
Dec. 9 Toronto 5-2 W  
Dec. 12 @ N.Y. Rangers 1-1 T  
Dec. 15 @ Minnesota 3-4 L  
Dec. 16 St. Louis 2-5 L  
Dec. 19 @ Chicago 2-2 T  
Dec. 20 Montreal 2-2 T  
Dec. 22 @ Montreal 1-7 L  
Dec. 23 Pittsburgh 3-2 W  
Dec. 27 Detroit 3-1 W  
Dec. 30 Philadelphia 4-5 L  
Dec. 31 @ Detroit 6-5 W  
Jan. 3 Pittsburgh 6-1 W  
Jan. 5 @ Pittsburgh 2-5 L  
Jan. 6 Vancouver 6-3 W  
Jan. 9 @ Atlanta 0-3 L  
Jan. 10 N.Y. Rangers 7-2 W  
Jan. 12 @ Pittsburgh 2-5 L  
Jan. 13 St. Louis 1-0 W  
Jan. 17 @ Philadelphia 2-7 L  
Jan. 19 @ N.Y. Islanders 2-2 T  
Jan. 20 California 6-4 W  
Jan. 24 Montreal 1-4 L  
Jan. 27 Vancouver 2-3 L  
Jan. 31 @ Philadelphia 3-4 L  
Feb. 2 @ St. Louis 1-6 L  
Feb. 3 Toronto 3-3 T  
Feb. 6 @ Los Angeles 1-5 L  
Feb. 8 @ California 7-2 W  
Feb. 10 @ Vancouver 2-5 L  
Feb. 14 Los Angeles 4-2 W  
Feb. 17 Detroit 2-1 W  
Feb. 20 @ Toronto 2-4 L  
Feb. 21 Atlanta 4-4 T  
Feb. 24 Boston 3-2 W  
Feb. 28 Chicago 2-2 T  
Mar. 2 @ Philadelphia 2-4 L  
Mar. 3 N.Y. Islanders 4-3 W  
Mar. 6 @ Minnesota 4-4 T  
Mar. 8 @ Vancouver 4-2 W  
Mar. 10 Philadelphia 3-4 L  
Mar. 12 @ Boston 0-4 L  
Mar. 14 Boston 3-4 L  
Mar. 16 @ St. Louis 2-2 T  
Mar. 17 Minnesota 5-2 W  
Mar. 20 @ Chicago 3-2 W

Mar. 23 @ N.Y. Islanders 1-1 T  
Mar. 24 @ N.Y. Rangers 3-5 L  
Mar. 27 @ Detroit 1-3 L  
Mar. 28 Chicago 2-2 T  
Mar. 31 Minnesota 6-1 W  
Apr. 4 @ Pittsburgh 2-4 L  
Apr. 6 @ Toronto 1-3 L  
Apr. 7 St. Louis 5-2 W

### 1974-75 REGULAR SEASON SCORES 49-16-15, 1<sup>st</sup> Place - Adams Division

Oct. 10 Boston 9-5 W  
Oct. 12 @ Philadelphia 1-6 L  
Oct. 13 Los Angeles 1-4 L  
Oct. 17 California 6-1 W  
Oct. 19 @ Minnesota 2-1 W  
Oct. 20 Toronto 5-5 T  
Oct. 24 @ Los Angeles 2-7 L  
Oct. 26 @ St. Louis 2-0 W  
Oct. 27 Montreal 3-2 W  
Nov. 2 @ Toronto 6-3 W  
Nov. 3 @ N.Y. Rangers 4-3 W  
Nov. 5 @ Boston 2-2 T  
Nov. 6 Chicago 6-4 W  
Nov. 9 @ Kansas City 6-1 W  
Nov. 10 Pittsburgh 8-3 W  
Nov. 13 @ Montreal 8-6 W  
Nov. 14 Minnesota 5-3 W  
Nov. 16 @ Boston 5-7 L  
Nov. 17 Atlanta 4-0 W  
Nov. 20 Washington 7-3 W  
Nov. 22 @ Atlanta 4-4 T  
Nov. 24 Montreal 6-4 W  
Nov. 27 @ Chicago 3-1 W  
Nov. 28 Detroit 5-2 W  
Nov. 30 @ Pittsburgh 5-5 T  
Dec. 1 Pittsburgh 6-3 W  
Dec. 3 @ Washington 5-3 W  
Dec. 5 Washington 9-2 W  
Dec. 8 Minnesota 5-0 W  
Dec. 12 Vancouver 3-5 L  
Dec. 14 @ Minnesota 2-4 L  
Dec. 15 California 5-5 T  
Dec. 18 N.Y. Islanders 3-2 W  
Dec. 22 @ Washington 4-0 W  
Dec. 26 Chicago 3-1 W  
Dec. 27 @ N.Y. Rangers 5-9 L  
Dec. 29 Philadelphia 2-5 L  
Jan. 3 @ California 2-2 T  
Jan. 5 St. Louis 4-2 W  
Jan. 9 Los Angeles 2-5 L  
Jan. 11 @ Detroit 3-3 T  
Jan. 12 Vancouver 5-1 W  
Jan. 15 @ California 4-0 W  
Jan. 17 @ Vancouver 4-2 W  
Jan. 19 Kansas City 5-0 W  
Jan. 23 Detroit 5-1 W  
Jan. 25 @ Montreal 7-6 W  
Jan. 26 Atlanta 3-4 L  
Jan. 30 N.Y. Rangers 6-3 W  
Feb. 1 @ Philadelphia 0-6 L  
Feb. 2 Kansas City 8-1 W  
Feb. 4 @ Detroit 6-1 W





YEAR-BY-YEAR RESULTS con't

Table of year-by-year results for the 1975-76 season, listing dates, opponents, and scores.

1975-76 REGULAR SEASON SCORES

46-21-13, 2nd Place - Adams Division

Summary table of regular season scores for the 1975-76 season, listing opponents and win/loss/tie records.

Table of year-by-year results for the 1976-77 season, listing dates, opponents, and scores.

1976-77 REGULAR SEASON SCORES

(48-24-8, 2nd place - Adams Division)

Summary table of regular season scores for the 1976-77 season, listing opponents and win/loss/tie records.

YEAR-BY-YEAR RESULTS con't

Table of year-by-year results for the 1977-78 season, listing dates, opponents, and scores.

Table of year-by-year results for the 1977-78 season, listing dates, opponents, and scores.

\* - Re-scheduled from February 7
\*\* - Re-scheduled from January 30

1977-78 REGULAR SEASON SCORES
(44-19-17, 2nd place - Adams Division)

Summary table of regular season scores for the 1977-78 season, listing opponents and win/loss/tie records.



## YEAR-BY-YEAR RESULTS con't

6-3	W	Oct. 27	@	Quebec	3-0	W
3-6	L	Oct. 28		Colorado	4-2	W
5-4	W	Oct. 31	@	Chicago	0-0	T
4-6	L	Nov. 3	@	Toronto	4-3	W
5-2	W	Nov. 4	@	Philadelphia	1-3	L
3-3	T	Nov. 8		Chicago	3-3	T
3-7	L	Nov. 10	@	Washington	5-3	W
3-3	T	Nov. 11		Colorado	3-5	L
4-3	W	Nov. 15		Atlanta	5-1	W
3-5	L	Nov. 17	@	Minnesota	4-2	W
6-2	W	Nov. 18		Edmonton	9-7	W
2-5	L	Nov. 21	@	Hartford	3-5	L
4-5	L	Nov. 24	@	Washington	6-1	W
4-4	T	Nov. 25		Minnesota	6-2	W
2-1	W	Nov. 27	@	Boston	5-2	W
4-5	L	Nov. 29		N.Y. Rangers	2-1	W
6-3	W	Dec. 2		Washington	2-0	W
1-3	L	Dec. 5		Atlanta	6-1	W
2-5	L	Dec. 7	@	Colorado	5-3	W
2-1	W	Dec. 10		Detroit	4-0	W
3-1	W	Dec. 13		Chicago	5-2	W
2-1	W	Dec. 15	@	Philadelphia	2-3	L
4-3	W	Dec. 16		Boston	1-5	L
3-6	L	Dec. 19	@	Winnipeg	3-2	W
2-5	L	Dec. 20		Los Angeles	5-3	W
2-3	L	Dec. 22	@	Hartford	4-2	W
2-4	L	Dec. 23		Quebec	1-3	L
6-4	W	Dec. 27		Toronto	5-3	W
3-1	W	Dec. 29	@	Montreal	3-6	L
5-5	T	Dec. 31		Winnipeg	6-2	W
2-2	T	Jan. 5	@	Pittsburgh	5-4	W
1-6	L	Jan. 6		Philadelphia	2-4	L
3-2	W	Jan. 9		N.Y. Islanders	3-2	W
6-4	W	Jan. 11	@	Colorado	4-3	W
5-5	T	Jan. 13	@	Edmonton	5-6	L
9-4	W	Jan. 16	@	Los Angeles	4-2	W
4-1	W	Jan. 18	@	Vancouver	2-2	T
4-2	W	Jan. 20		Edmonton	4-4	T
3-5	L	Jan. 21	@	Atlanta	3-3	T
3-3	T	Jan. 24	@	Boston	3-4	L
3-2	W	Jan. 26	@	Montreal	7-2	W
4-3	W	Jan. 27		Los Angeles	9-1	W
3-2	W	Jan. 31		N.Y. Rangers	6-2	W
4-2	W	Feb. 2	@	N.Y. Islanders	2-3	L
9-2	W	Feb. 3		Vancouver	3-0	W
0-2	L	Feb. 7		Pittsburgh	9-0	W
3-6	L	Feb. 9	@	St. Louis	2-3	L
9-3	W	Feb. 11		St. Louis	4-2	W
2-6	L	Feb. 14		Boston	3-3	T
5-5	T	Feb. 16	@	Detroit	4-3	W
		Feb. 17		Montreal	2-2	T
		Feb. 19	@	Quebec	3-1	W
		Feb. 20		Winnipeg	4-3	W
		Feb. 24	@	Chicago	1-3	L
		Feb. 27		Philadelphia	1-1	T
		Feb. 29	@	Edmonton	4-2	W
		Mar. 2	@	Minnesota	2-2	T
		Mar. 5	@	N.Y. Rangers	2-4	L
		Mar. 6		Hartford	4-3	W
		Mar. 9		St. Louis	9-4	W
		Mar. 12	@	Winnipeg	3-3	T
		Mar. 15	@	Los Angeles	2-2	T
		Mar. 19	@	Vancouver	3-3	T

Mar. 22	@	Toronto	5-1	W
Mar. 23		N.Y. Islanders	1-1	T
Mar. 25	@	N.Y. Rangers	3-3	T
Mar. 27		Detroit	10-1	W
Mar. 30		Montreal	1-1	T
Apr. 1	@	Atlanta	5-2	W
Apr. 3		Quebec	8-3	W
Apr. 5	@	Pittsburgh	9-1	W
Apr. 6		Toronto	7-3	W

### 1980-81 REGULAR SEASON SCORES (39-20-21, 1st place - Adams Division)

Oct. 9	@	Chicago	3-4	L
Oct. 12		Hartford	3-3	T
Oct. 15		Edmonton	2-0	W
Oct. 18	@	Pittsburgh	4-2	W
Oct. 19		Toronto	2-4	L
Oct. 22		Winnipeg	7-4	W
Oct. 25	@	Montreal	5-2	W
Oct. 26		N.Y. Islanders	5-2	W
Oct. 29		Pittsburgh	1-1	T
Nov. 1	@	Detroit	4-2	W
Nov. 2		Vancouver	4-3	W
Nov. 5		Colorado	5-3	W
Nov. 8	@	Washington	3-3	T
Nov. 9		Washington	3-3	T
Nov. 12		Detroit	4-4	T
Nov. 15	@	N.Y. Islanders	1-4	L
Nov. 16		Quebec	8-1	W
Nov. 19	@	Chicago	2-5	L
Nov. 21	@	Winnipeg	4-2	W
Nov. 23	@	Edmonton	3-6	L
Nov. 25	@	St. Louis	3-5	L
Nov. 27		Calgary	6-3	W
Nov. 29	@	Hartford	5-2	W
Nov. 30		Colorado	4-1	W
Dec. 3		Montreal	5-6	L
Dec. 6	@	Minnesota	3-3	T
Dec. 7		Pittsburgh	10-1	W
Dec. 9	@	Colorado	4-4	T
Dec. 11	@	Calgary	4-8	L
Dec. 13	@	Toronto	5-4	W
Dec. 14		Vancouver	2-2	T
Dec. 20	@	Los Angeles	7-4	W
Dec. 21	@	Vancouver	3-3	T
Dec. 26		Chicago	3-2	W
Dec. 28		Boston	5-2	W
Dec. 31		Los Angeles	2-5	L
Jan. 3	@	Quebec	3-3	T
Jan. 4		Minnesota	2-2	T
Jan. 7		Quebec	5-1	W
Jan. 9	@	N.Y. Rangers	3-3	T
Jan. 11		Los Angeles	4-4	T
Jan. 14		Minnesota	1-1	T
Jan. 16		Edmonton	5-5	T
Jan. 18		N.Y. Rangers	4-0	W
Jan. 19	@	Boston	1-5	L
Jan. 21	@	Quebec	6-5	W
Jan. 24	@	Washington	7-4	W
Jan. 26	@	N.Y. Islanders	5-3	W
Jan. 28		Philadelphia	4-4	T
Jan. 31	@	Hartford	5-3	W
Feb. 1		Winnipeg	4-0	W

### SON SCORES

(Division)

6-3	W
5-2	W
4-5	L
3-1	W
2-3	L
3-3	T
7-3	W
0-4	L







YEAR-BY-YEAR RESULTS con't

Table of year-by-year results for the 1981-82 regular season, listing dates, opponents, scores, and outcomes.

1981-82 REGULAR SEASON SCORES (39-26-15, 3rd place - Adams Division)

Table of 1981-82 regular season scores, listing dates, opponents, scores, and outcomes.

Table of year-by-year results for the 1982-83 regular season, listing dates, opponents, scores, and outcomes.

1982-83 REGULAR SEASON SCORES (38-29-13, 3rd place - Adams Division)

Table of 1982-83 regular season scores, listing dates, opponents, scores, and outcomes.

YEAR-BY-YEAR RESULTS con't

Table of year-by-year results for the 1983-84 regular season, listing dates, opponents, scores, and outcomes.

1983-84 REGULAR SEASON SCORES (48-25-7, 2nd place - Adams Division)

Table of 1983-84 regular season scores, listing dates, opponents, scores, and outcomes.





YEAR-BY-YEAR RESULTS con't

Table of year-by-year results for the 1984-85 season, listing dates, opponents, scores, and outcomes.

\* - overtime decision

1984-85 REGULAR SEASON SCORES (38-28-14, 3rd place - Adams Division)

Table of regular season scores for the 1984-85 season, listing dates, opponents, scores, and outcomes.

Table of year-by-year results for the 1985-86 season, listing dates, opponents, scores, and outcomes.

\* - overtime decision

\*\* - postponed from Jan. 22

1985-86 REGULAR SEASON SCORES (37-37-6, 5th place - Adams Division)

Table of regular season scores for the 1985-86 season, listing dates, opponents, scores, and outcomes.

YEAR-BY-YEAR RESULTS con't

Table of year-by-year results for the 1986-87 season, listing dates, opponents, scores, and outcomes.

Table of year-by-year results for the 1986-87 season, listing dates, opponents, scores, and outcomes.

\* - overtime decision

1986-87 REGULAR SEASON SCORES (28-44-8, 5th place - Adams Division)

Table of regular season scores for the 1986-87 season, listing dates, opponents, scores, and outcomes.





YEAR-BY-YEAR RESULTS con't

Table of year-by-year results for the 1987-88 season, listing dates, opponents, scores, and game outcomes (W/L/T).

\* - overtime decision

1987-88 REGULAR SEASON SCORES (37-32-11, 3rd place - Adams Division)

Table of regular season scores for the 1987-88 season, listing dates, opponents, scores, and game outcomes.

Table of year-by-year results for the 1988-89 season, listing dates, opponents, scores, and game outcomes.

\* - overtime decision

1988-89 REGULAR SEASON SCORES (38-35-7, 3rd place - Adams Division)

Table of regular season scores for the 1988-89 season, listing dates, opponents, scores, and game outcomes.

YEAR-BY-YEAR RESULTS con't

Table of year-by-year results for the 1989-90 season, listing dates, opponents, scores, and game outcomes.

Table of year-by-year results for the 1989-90 season, listing dates, opponents, scores, and game outcomes.

1989-90 REGULAR SEASON SCORES (45-27-8, 2nd place - Adams Division)

Table of regular season scores for the 1989-90 season, listing dates, opponents, scores, and game outcomes.



# RECORD BOOK

## YEAR-BY-YEAR RESULTS con't

3-4 L  
 3-5 L  
 4-3 W\*  
 1-4 L  
 10-3 W  
 3-3 T  
 5-0 W  
 4-4 T  
 5-2 W  
 5-4 W  
 4-1 W  
 3-3 T  
 2-5 L  
 5-3 W  
 9-3 W  
 5-3 W  
 6-4 W  
 5-4 W  
 1-4 L  
 4-5 L  
 3-8 L  
 1-4 L  
 2-3 L  
 4-5 L\*  
 4-4 T  
 2-0 W  
 4-4 T  
 6-6 T  
 2-2 T  
 0-3 L  
 3-6 L  
 5-4 W  
 5-5 T  
 1-1 T  
 5-1 W  
 7-4 W  
 3-3 T  
 3-5 L  
 5-7 L  
 2-5 L  
 6-2 W  
 4-6 L  
 6-1 W  
 3-2 W\*  
 3-6 L  
 6-2 W  
 4-2 W  
 4-4 T  
 5-5 T  
 5-2 W

### SEASON SCORES

(Adams Division)

4-5 L  
 1-3 L  
 4-4 T  
 5-4 W  
 1-3 L  
 1-5 L  
 3-1 W  
 1-4 L

Oct. 25 San Jose 3-1 W  
 Oct. 27 Hartford 5-1 W  
 Oct. 30 @ Detroit 1-3 L  
 Nov. 1 Montreal 1-5 L  
 Nov. 2 @ Montreal 0-5 L  
 Nov. 7 @ Philadelphia 2-5 L  
 Nov. 8 Philadelphia 4-3 W\*  
 Nov. 12 @ San Jose 7-1 W  
 Nov. 14 @ Los Angeles 2-2 T  
 Nov. 16 @ Calgary 5-4 W  
 Nov. 20 Boston 3-1 W  
 Nov. 22 Chicago 2-0 W  
 Nov. 23 @ Boston 4-7 L  
 Nov. 27 Quebec 4-4 T  
 Nov. 29 N.Y. Rangers 4-5 L\*  
 Nov. 30 @ Quebec 3-4 L  
 Dec. 4 @ Winnipeg 4-5 L  
 Dec. 7 @ Hartford 6-6 T  
 Dec. 8 Calgary 2-4 L  
 Dec. 11 St. Louis 3-6 L  
 Dec. 13 Hartford 4-8 L  
 Dec. 14 @ Montreal 2-4 L  
 Dec. 18 Washington 2-2 T  
 Dec. 20 Edmonton 4-4 T  
 Dec. 21 @ Toronto 4-1 W  
 Dec. 23 @ Hartford 3-4 L  
 Dec. 27 Boston 8-1 W  
 Dec. 28 @ New Jersey 0-3 L  
 Dec. 31 St. Louis 4-3 W  
 Jan. 3 N.Y. Islanders 5-2 W  
 Jan. 4 @ Boston 2-4 L  
 Jan. 7 @ Philadelphia 5-5 T  
 Jan. 8 Quebec 4-2 W  
 Jan. 10 Edmonton 8-2 W  
 Jan. 12 N.Y. Rangers 6-3 W  
 Jan. 14 @ N.Y. Rangers 2-6 L  
 Jan. 15 @ New Jersey 8-8 T  
 Jan. 21 @ St. Louis 4-5 L  
 Jan. 23 @ Pittsburgh 5-4 W\*  
 Jan. 25 @ Montreal 4-3 W  
 Jan. 26 Winnipeg 5-2 W  
 Jan. 29 @ Detroit 4-4 T  
 Jan. 31 Montreal 5-3 W  
 Feb. 1 @ Boston 2-2 T  
 Feb. 4 Washington 7-3 W  
 Feb. 7 Minnesota 0-2 L  
 Feb. 9 Los Angeles 4-5 L  
 Feb. 11 @ Hartford 1-5 L  
 Feb. 12 Detroit 4-9 L  
 Feb. 14 San Jose 7-6 W  
 Feb. 16 Hartford 5-4 W  
 Feb. 19 @ Vancouver 5-6 L  
 Feb. 23 @ Edmonton 2-5 L  
 Feb. 25 @ Calgary 5-3 W  
 Feb. 29 @ Pittsburgh 2-5 L  
 Mar. 1 Chicago 1-3 L  
 Mar. 3 @ Quebec 4-4 T  
 Mar. 6 New Jersey 5-4 W  
 Mar. 8 N.Y. Islanders 2-6 L  
 Mar. 11 Boston 6-3 W  
 Mar. 14 @ N.Y. Islanders 1-4 L  
 Mar. 15 Quebec 6-4 W  
 Mar. 17 @ Minnesota 1-3 L

Mar. 19 @ Los Angeles 8-2 W  
 Mar. 22 @ Chicago 6-2 W  
 Mar. 25 Toronto 5-2 W  
 Mar. 28 @ Boston 3-4 L\*  
 Mar. 29 Hartford 2-2 T  
 Mar. 31 @ Minnesota 3-5 L  
 Apr. 12 Montreal 3-1 W  
 Apr. 14 @ Quebec 3-7 L  
 Apr. 15 Quebec 3-4 L

### 1992-93 REGULAR SEASON SCORES

(38-36-10, 4th place - Adams Division)

Oct. 8 Quebec 4-5 L  
 Oct. 10 @ Hartford 5-2 W  
 Oct. 11 Montreal 8-2 W  
 Oct. 13 @ Pittsburgh 5-6 L  
 Oct. 16 Tampa Bay 5-4 W\*  
 Oct. 17 @ Washington 4-6 L  
 Oct. 21 Chicago 4-1 W  
 Oct. 23 San Jose 5-4 W  
 Oct. 28 @ Toronto 4-4 T  
 Oct. 30 Ottawa 12-3 W  
 Oct. 31 @ Ottawa 2-2 T  
 Nov. 2 @ N.Y. Rangers 6-7 L\*  
 Nov. 5 @ San Jose 5-7 L  
 Nov. 7 @ Los Angeles 2-5 L  
 Nov. 11 Boston 7-2 W  
 Nov. 13 Hartford 8-2 W  
 Nov. 14 @ N.Y. Islanders 5-7 L  
 Nov. 17 @ Pittsburgh 2-4 L  
 Nov. 18 @ New Jersey# 2-3 L  
 Nov. 21 Minnesota 3-4 L  
 Nov. 22 @ Philadelphia 4-4 T  
 Nov. 25 Quebec 1-1 T  
 Nov. 27 Ottawa 4-1 W  
 Nov. 29 @ Ottawa 5-2 W  
 Nov. 30 @ Montreal 0-3 L  
 Dec. 4 N.Y. Islanders 5-5 T  
 Dec. 6 New Jersey 3-7 L  
 Dec. 7 @ Quebec 3-4 L  
 Dec. 9 Boston 5-2 W  
 Dec. 11 Hartford 9-3 W  
 Dec. 12 @ Hartford 1-1 T  
 Dec. 15 @ Boston 3-2 W  
 Dec. 19 @ Montreal 2-4 L  
 Dec. 20 Toronto 5-4 W  
 Dec. 23 Washington 4-1 W  
 Dec. 27 Pittsburgh 2-4 L  
 Dec. 31 N.Y. Rangers 11-6 W  
 Jan. 2 @ Ottawa 7-2 W  
 Jan. 3 St. Louis 6-5 W\*  
 Jan. 6 @ Hartford 3-1 W  
 Jan. 8 N.Y. Islanders 6-5 W  
 Jan. 10 Calgary 5-3 W  
 Jan. 12 @ Boston 2-5 L  
 Jan. 15 @ Vancouver 1-4 L  
 Jan. 17 @ Edmonton 2-3 L\*  
 Jan. 19 @ Calgary 3-2 W\*  
 Jan. 22 Quebec 6-2 W  
 Jan. 23 @ Quebec 3-4 L  
 Jan. 26 @ Philadelphia 4-3 W\*  
 Jan. 27 Washington 4-3 W  
 Jan. 29 N.Y. Rangers 6-4 W



## YEAR-BY-YEAR RESULTS con't

# - played at Sacramento, Calif.  
## - played at Minneapolis, Minn.

### 1994-95 REGULAR SEASON SCORES

(22-19-7, 4th place - Northeast Division)

Jan. 20	@	N.Y. Rangers	2-1	W
Jan. 22	@	Tampa Bay	5-2	W
Jan. 25		New Jersey	2-1	W
Jan. 27		Quebec	3-7	L
Jan. 28	@	Ottawa	2-2	T
Jan. 31	@	New Jersey	1-2	L
Feb. 2	@	Washington	1-0	W
Feb. 4	@	Philadelphia	2-4	L
Feb. 5		Tampa Bay	2-1	W
Feb. 7		Washington	2-1	W
Feb. 11	@	N.Y. Islanders	1-2	L
Feb. 12		Boston	1-2	L
Feb. 15		N.Y. Rangers	1-2	L
Feb. 19	@	Pittsburgh	3-3	T
Feb. 22		N.Y. Islanders	3-3	T
Feb. 25	@	Hartford	3-1	W
Feb. 26		N.Y. Rangers	2-4	L
Mar. 2		Pittsburgh	6-3	W
Mar. 4	@	Quebec	1-1	T
Mar. 5		Montreal	4-1	W
Mar. 8	@	Montreal	2-2	T
Mar. 11	@	Pittsburgh	2-6	L
Mar. 14	@	Florida	2-1	W*
Mar. 16		N.Y. Islanders	6-3	W
Mar. 18	@	Ottawa	3-4	L*
Mar. 19		Tampa Bay	1-6	L
Mar. 21		Pittsburgh	2-3	L
Mar. 24		Florida	3-0	W
Mar. 26	@	Philadelphia	1-3	L
Mar. 28		Quebec	5-3	W
Mar. 30		Ottawa	7-0	W
Apr. 1	@	N.Y. Islanders	5-1	W
Apr. 4		Hartford	6-3	W
Apr. 6	@	Boston	1-1	T
Apr. 8	@	Hartford	2-4	L
Apr. 9		Boston	5-6	L
Apr. 12	@	N.Y. Rangers	1-3	L
Apr. 14	@	Quebec	2-5	L
Apr. 16		Ottawa	2-1	W
Apr. 18		Hartford	1-2	L
Apr. 19	@	Boston	1-4	L
Apr. 23	@	Philadelphia	4-2	W
Apr. 24	@	Tampa Bay	3-1	W
Apr. 26		Florida	5-0	W
Apr. 28	@	Washington	1-5	L
Apr. 29	@	Montreal	3-3	T
May 1		Montreal	2-0	W
May 3		New Jersey	5-4	W

\* overtime decision

### 1995-96 REGULAR SEASON SCORES

(33-42-7, 5th place - Northeast Division)

Oct. 7	@	Ottawa	3-1	W
Oct. 9	@	Boston	3-5	L
Oct. 13		Anaheim	1-4	L
Oct. 15		New Jersey	3-4	L

Oct. 18		Edmonton	4-1	W
Oct. 20		N.Y. Rangers	1-3	L
Oct. 22		St. Louis	5-2	W
Oct. 24	@	Dallas	0-3	L
Oct. 27	@	Colorado	4-5	L
Oct. 29	@	Chicago	3-6	L
Nov. 1		Detroit	2-1	W
Nov. 3		Pittsburgh	3-3	T
Nov. 5		Winnipeg	3-4	L
Nov. 8		San Jose	7-2	W
Nov. 11	@	Florida	1-4	L
Nov. 12	@	Tampa Bay	6-4	W
Nov. 15		Dallas	2-1	W
Nov. 18	@	New Jersey	5-4	W
Nov. 19		Ottawa	6-0	W
Nov. 24		N.Y. Islanders	1-1	T
Nov. 25	@	Pittsburgh	3-5	L
Nov. 27	@	St. Louis	2-0	W
Nov. 29	@	N.Y. Rangers	3-5	L
Dec. 1		Hartford	2-1	W
Dec. 2	@	Boston	4-6	L
Dec. 7	@	Philadelphia	3-7	L
Dec. 8		Washington	2-2	T
Dec. 11		Tampa Bay	1-6	L
Dec. 13		Colorado	4-3	W
Dec. 15		N.Y. Rangers	5-4	W
Dec. 16	@	New Jersey	3-2	W
Dec. 20		Montreal	2-1	W
Dec. 22		Boston	2-3	L*
Dec. 23	@	Ottawa	4-2	W
Dec. 26	@	Pittsburgh	3-6	L
Dec. 27		Ottawa	3-4	L
Dec. 29		Chicago	2-5	L
Dec. 31		N.Y. Islanders	2-5	L
Jan. 5		Toronto	3-1	W
Jan. 6	@	Montreal	7-6	W
Jan. 10	@	Winnipeg	1-4	L
Jan. 12	@	Calgary	1-3	L
Jan. 13	@	Edmonton	4-5	L*
Jan. 17		Pittsburgh	0-1	L
Jan. 24		Hartford	4-2	W
Jan. 26	@	Washington	0-1	L
Jan. 27	@	Florida	3-6	L
Jan. 30	@	N.Y. Islanders	4-5	L*
Jan. 31		Florida	6-1	W
Feb. 3	@	Boston	2-4	L
Feb. 4		Tampa Bay	2-5	L
Feb. 7		Boston	2-1	W*
Feb. 8	@	Philadelphia	2-1	W
Feb. 10	@	Toronto	2-2	T
Feb. 14	@	Los Angeles	2-2	T
Feb. 16		New Jersey	2-2	T
Feb. 17	@	Hartford	1-2	L*
Feb. 21		Pittsburgh	6-3	W
Feb. 23		Philadelphia	7-2	W
Feb. 25		Florida	6-1	W
Feb. 28	@	Ottawa	3-2	W*
Mar. 1	@	N.Y. Rangers	3-3	T
Mar. 3		Vancouver	0-3	L
Mar. 6	@	Vancouver	2-5	L
Mar. 8	@	Anaheim	2-3	L*
Mar. 10	@	San Jose	4-6	L
Mar. 13	@	Los Angeles	6-2	W





YEAR-BY-YEAR RESULTS con't

Table with columns for date, opponent, score, and result. Includes games from Mar. 16 to Apr. 14.

\* - overtime decision

1996-97 REGULAR SEASON SCORES (40-30-12, 1st place - Northeast Division)

Table listing regular season scores for the 1996-97 season, including dates, opponents, scores, and results.

Table listing regular season scores for the 1997-98 season, including dates, opponents, scores, and results.

\* - overtime decision
## - rescheduled from November 16
# - rescheduled from March 16

1997-98 REGULAR SEASON SCORES (36-29-17, 3rd place - Northeast Division)

Table listing regular season scores for the 1997-98 season, including dates, opponents, scores, and results.

YEAR-BY-YEAR RESULTS con't

Table listing regular season scores for the 1998-99 season, including dates, opponents, scores, and results.

Apr. 19 Ottawa 1-2 L
\* - overtime decision

1998-99 REGULAR SEASON SCORES (37-28-17, 4th place - Northeast Division)

Table listing regular season scores for the 1998-99 season, including dates, opponents, scores, and results.





YEAR-BY-YEAR RESULTS con't

Table of year-by-year results for the 1999-2000 season, listing dates, opponents, scores, and outcomes.

\* - overtime decision

1999-2000 REGULAR SEASON SCORES

(35-32-11-4, 3rd place - Northeast Division)

Table of regular season scores for the 1999-2000 season, listing dates, opponents, scores, and outcomes.

Table of year-by-year results for the 2000-2001 season, listing dates, opponents, scores, and outcomes.

2000-2001 REGULAR SEASON SCORES

(46-30-5-1, 2nd place - Northeast Division)

Table of regular season scores for the 2000-2001 season, listing dates, opponents, scores, and outcomes.

YEAR-BY-YEAR RESULTS con't

Table of year-by-year results for the 2001-2002 season, listing dates, opponents, scores, and outcomes.

Table of year-by-year results for the 2001-2002 season, listing dates, opponents, scores, and outcomes.

\* - overtime decision

2001-2002 REGULAR SEASON SCORES

(35-35-11-1, 5th place - Northeast Division)

Table of regular season scores for the 2001-2002 season, listing dates, opponents, scores, and outcomes.





## YEAR-BY-YEAR RESULTS con't

Jan. 27	@	Washington	3-2	W*
Jan. 29	@	Carolina	2-2	T
Feb. 5	@	Boston	2-2	T
Feb. 8		Ottawa	3-2	W*
Feb. 10	@	New Jersey	1-4	L
Feb. 12		New Jersey	2-2	T
Feb. 26	@	Atlanta	1-2	L
Mar. 1		Boston	4-3	W
Mar. 2	@	Toronto	3-3	T
Mar. 4		Edmonton	0-3	L
Mar. 7	@	N.Y. Islanders	5-0	W
Mar. 8		Montreal	3-0	W
Mar. 10		Detroit	5-1	W
Mar. 12		N.Y. Islanders	0-3	L
Mar. 14	@	Philadelphia	3-1	W
Mar. 15	@	Florida	2-5	L
Mar. 17	@	Tampa Bay	2-2	T
Mar. 19		Ottawa	5-1	W
Mar. 21		Boston	1-2	L
Mar. 23	@	Toronto	0-2	L
Mar. 24	@	Ottawa	3-2	W*
Mar. 26		Washington	3-4	L
Mar. 28	@	St. Louis	1-4	L
Mar. 30	@	Philadelphia	3-1	W
Apr. 1		Philadelphia	3-1	W
Apr. 3		N.Y. Islanders	1-1	T
Apr. 5		Florida	3-1	W
Apr. 7	@	Tampa Bay	5-3	W
Apr. 10	@	Pittsburgh	4-4	T
Apr. 12		Washington	1-3	L
Apr. 13	@	Montreal	3-0	W

\* - overtime decision

## 2002-2003 REGULAR SEASON SCORES

(27-37-10-8, 5<sup>th</sup> place - Northeast Division)

Oct. 10		N.Y. Islanders	5-1	W
Oct. 12	@	Montreal	6-1	W
Oct. 13	@	Chicago	0-3	L
Oct. 17		N.Y. Rangers	4-4	T
Oct. 19		Phoenix	2-3	L
Oct. 22		Philadelphia	2-1	W
Oct. 25		New Jersey	1-2	L
Oct. 26	@	Pittsburgh	2-5	L
Oct. 29	@	Vancouver	1-1	T
Oct. 31	@	Calgary	0-3	L
Nov. 1	@	Edmonton	1-1	T
Nov. 3	@	Columbus	2-3	L
Nov. 7	@	Carolina	0-2	L
Nov. 9		Atlanta	4-6	L
Nov. 12		Boston	3-4	L
Nov. 15		Toronto	2-3	L
Nov. 16	@	Ottawa	1-4	L
Nov. 19	@	New Jersey	3-4	OTL*
Nov. 22		Columbus	5-4	W
Nov. 23	@	Boston	1-4	L
Nov. 27		Tampa Bay	1-1	T
Nov. 29		Pittsburgh	1-4	L
Nov. 30	@	Toronto	1-3	L
Dec. 4		Anaheim	4-0	W
Dec. 6	@	N.Y. Rangers	4-1	W
Dec. 7		Washington	4-3	W
Dec. 10		Ottawa	2-4	L

Dec. 13		Chicago	1-1	T
Dec. 14	@	Philadelphia	0-2	L
Dec. 18		Boston	4-2	W
Dec. 20		Florida	0-2	L
Dec. 21	@	Montreal	2-6	L
Dec. 23	@	Pittsburgh	2-5	L
Dec. 26		Ottawa	2-3	L
Dec. 28		Minnesota	3-4	L
Dec. 30	@	Washington	3-4	L
Dec. 31		N.Y. Islanders	0-1	OTL*
Jan. 3		Carolina	6-3	W
Jan. 4	@	Ottawa	2-1	W*
Jan. 7	@	Philadelphia	2-3	L
Jan. 10		Boston	4-2	W
Jan. 11	@	Montreal	3-2	W
Jan. 14	@	Minnesota	1-0	W
Jan. 16	@	San Jose	2-2	T
Jan. 18	@	Phoenix	1-0	W
Jan. 21		Pittsburgh	0-0	T
Jan. 24		Toronto	4-0	W
Jan. 25	@	Ottawa	3-4	OTL*
Jan. 27		Nashville	1-5	L
Jan. 30	@	St. Louis	1-2	OTL*
Feb. 4	@	New Jersey	1-4	L
Feb. 7		Vancouver	2-4	L
Feb. 8	@	N.Y. Islanders	1-3	L
Feb. 11		St. Louis	2-3	L
Feb. 13	@	Detroit	2-4	L
Feb. 15		N.Y. Rangers	5-4	W
Feb. 17	@	Atlanta	3-4	OTL*
Feb. 19		Montreal	2-1	W*
Feb. 21		Los Angeles	1-4	L
Feb. 23	@	Tampa Bay	4-1	W
Feb. 24	@	Florida	2-2	T
Feb. 26	@	Washington	2-3	L
Feb. 28		Dallas	5-3	W
Mar. 1	@	N.Y. Islanders	1-2	OTL*
Mar. 4		Washington	1-2	L
Mar. 6		Toronto	4-2	W
Mar. 8	@	Florida	4-0	W
Mar. 9	@	Tampa Bay	1-1	T
Mar. 12		Carolina	2-3	OTL*
Mar. 14		Tampa Bay	2-4	L
Mar. 15	@	Atlanta	3-5	L
Mar. 18		Philadelphia	5-2	W
Mar. 19	@	N.Y. Rangers	0-3	L
Mar. 22	@	Toronto	2-3	OTL*
Mar. 24		Colorado	4-3	W*
Mar. 26		Florida	2-1	W
Mar. 28		Montreal	4-1	W
Mar. 29	@	Carolina	3-1	W
Mar. 31	@	Dallas	0-3	L
Apr. 2		Atlanta	4-3	W
Apr. 5	@	Boston	5-8	L
Apr. 6		New Jersey	2-2	T

\* - overtime decision

## YEAR-BY-YEAR RESULTS con't

## 2003-04 REGULAR SEASON SCORES

(37-34-5-4, 5<sup>th</sup> place - Northeast Division)

Oct. 9	@	Philadelphia	0-2	L
Oct. 11		N.Y. Islanders	0-6	L
Oct. 13		Dallas	4-3	W
Oct. 16	@	Edmonton	1-4	L
Oct. 18	@	Calgary	2-0	W
Oct. 20	@	Vancouver	1-6	L
Oct. 23	@	Los Angeles	5-1	W
Oct. 24	@	Anaheim	5-2	W
Oct. 26	@	Colorado	3-1	W
Oct. 28		Minnesota	1-3	L
Oct. 30		Toronto	5-3	W
Nov. 1	@	Ottawa	1-1	T
Nov. 5		Atlanta	4-7	L
Nov. 7		Montreal	2-1	W
Nov. 8	@	Montreal	0-3	L
Nov. 12		New Jersey #	2-2	T
Nov. 14		Pittsburgh	1-2	OTL*
Nov. 17	@	Ottawa	2-1	W
Nov. 19	@	New Jersey	1-4	L
Nov. 21		Carolina	5-0	W
Nov. 22	@	Tampa Bay	1-2	L
Nov. 24	@	Florida	1-2	L
Nov. 26		Washington	5-2	W
Nov. 28		Florida	4-3	W
Nov. 29	@	Nashville	1-4	L
Dec. 3	@	Chicago	3-2	W
Dec. 4		Phoenix	2-3	L
Dec. 6		Tampa Bay	1-3	L
Dec. 10		Detroit	2-7	L
Dec. 12		N.Y. Rangers	1-3	L
Dec. 13	@	Minnesota	2-3	L
Dec. 16	@	Pittsburgh	1-2	L
Dec. 19		New Jersey	2-5	L
Dec. 23		Ottawa	2-2	T
Dec. 26		Carolina	3-1	W
Dec. 27	@	Washington	3-1	W
Dec. 29	@	Carolina	1-2	L
Dec. 31		Washington	7-1	W
Jan. 2		Anaheim	5-2	W
Jan. 3	@	Toronto	3-3	T
Jan. 6	@	Montreal	1-3	L
Jan. 7		Philadelphia	1-1	T
Jan. 9		Ottawa	3-2	W
Jan. 12	@	Boston	3-4	L
Jan. 13		Philadelphia	6-2	W
Jan. 15		Boston	0-1	L
Jan. 17	@	N.Y. Islanders	2-4	L
Jan. 20	@	Atlanta	1-4	L
Jan. 22	@	Boston	3-2	W
Jan. 24	@	Philadelphia	1-2	L
Jan. 25	@	Carolina	4-2	W
Jan. 27		Montreal	4-1	W
Jan. 30	@	N.Y. Rangers	3-1	W
Jan. 31		N.Y. Rangers	3-1	W
Feb. 5		Boston	2-6	L
Feb. 10		San Jose	2-1	W
Feb. 13		Los Angeles	8-3	W
Feb. 14	@	Toronto	6-4	W
Feb. 16		Atlanta	7-2	W

Feb. 18		Florida	1-1	T
Feb. 20		Tampa Bay	4-3	W*
Feb. 21	@	N.Y. Islanders	1-4	L
Feb. 25	@	New Jersey	2-8	L
Feb. 27		N.Y. Islanders	2-4	L
Feb. 28	@	Ottawa	1-7	L
Mar. 3		Ottawa	4-3	W
Mar. 6	@	Toronto	5-1	W
Mar. 7		St. Louis	1-5	L
Mar. 10	@	Washington	6-0	W
Mar. 11		Boston	2-3	OTL*
Mar. 13	@	Boston	2-3	OTL*
Mar. 15		Toronto	5-6	OTL*
Mar. 17	@	Atlanta	4-3	W*
Mar. 18	@	Tampa Bay	1-3	L
Mar. 20	@	Florida	2-1	W
Mar. 24		Montreal	2-1	W
Mar. 26		Pittsburgh	5-1	W
Mar. 27	@	Pittsburgh	2-2	T
Mar. 29		Columbus	6-0	W
Mar. 31	@	N.Y. Rangers	4-3	W
Apr. 2		Toronto	0-2	L
Apr. 3	@	Montreal	3-6	L

\* - overtime decision







## ALL-TIME HOME AND AWAY RECORDS

YEAR	HOME							AWAY						
	GP	W	L	T	GF	GA	PTS	GP	W	L	T	GF	GA	PTS
1970-71	39	16	13	10	119	123	42	39	8	26	5	98	168	21
1971-72	39	11	19	9	110	127	31	39	5	24	10	93	162	20
1972-73	39	30	6	3	162	80	63	39	7	21	11	95	139	25
1973-74	39	23	10	6	142	99	52	39	9	24	6	100	151	24
1974-75	40	28	6	6	199	113	62	40	21	10	9	155	127	51
1975-76	40	28	7	5	197	106	61	40	18	14	8	142	134	44
1976-77	40	27	8	5	165	101	59	40	21	16	3	136	119	45
1977-78	40	25	7	8	142	86	58	40	19	12	9	146	129	47
1978-79	40	19	13	8	150	130	46	40	17	15	8	130	133	42
1979-80	40	27	5	8	180	95	62	40	20	12	8	138	106	48
1980-81	40	21	7	12	177	111	54	40	18	13	9	150	139	45
1981-82	40	23	8	9	179	128	55	40	16	18	6	128	145	38
1982-83	40	25	7	8	189	124	58	40	13	22	5	129	161	31
1983-84	40	25	9	6	168	119	56	40	23	16	1	147	138	47
1984-85	40	23	10	7	164	116	53	40	15	18	7	126	121	37
1985-86	40	23	16	1	169	147	47	40	14	21	5	127	144	33
1986-87	40	18	18	4	153	144	40	40	10	26	4	127	164	24
1987-88	40	19	14	7	144	138	45	40	18	18	4	139	167	40
1988-89	40	25	12	3	167	141	53	40	13	23	4	124	158	30
1989-90	40	27	11	2	160	121	56	40	18	16	6	126	127	42
1990-91	40	15	13	12	157	129	42	40	16	17	7	135	149	39
1991-92	40	22	13	5	158	133	49	40	9	24	7	131	166	25
1992-93	42	25	15	2	190	145	52	42	13	21	8	145	152	34
1993-94	42	22	17	3	140	107	47	42	21	15	6	142	111	48
1994-95	24	15	8	1	80	58	31	24	7	11	6	50	61	20
1995-96	41	19	17	5	125	111	43	41	14	25	2	122	151	30
1996-97	41	24	11	6	139	107	54	41	16	19	6	98	101	38
1997-98	41	20	13	8	113	82	48	41	16	16	9	98	105	41
1998-99	41	23	12	6	117	88	52	41	14	16	11	90	87	39
1999-00	41	21	15	5	112	98	*48	41	14	21	6	101	106	*37
2000-01	41	26	12	3	120	89	55	41	20	19	2	98	95	**43
2001-02	41	20	16	5	111	93	45	41	15	20	6	102	107	*37
2002-03	41	18	18	5	112	106	##43	41	9	27	5	78	113	@29
2003-04	41	21	16	4	126	108	##49	41	16	22	3	94	113	**36
<b>TOTALS</b>	<b>1353</b>	<b>754</b>	<b>402</b>	<b>197</b>	<b>5036</b>	<b>3803</b>	<b>1711</b>	<b>1353</b>	<b>503</b>	<b>638</b>	<b>212</b>	<b>4040</b>	<b>4449</b>	<b>1230</b>

\* Includes four points for regulation tie (losses in overtime)

\*\* Includes one point for regulation tie (loss in overtime)

# # Includes two points for regulation tie (loss in overtime)

# Includes three points for regulation tie (loss in overtime)

@ Includes six points for regulation tie (loss in overtime)

## ALL-TIME RECORDS BY TEAM

ALL-TIME RECORD	GP	W	L	T	GF	GA	PTS.	PCT.
Anaheim	18	11	4	3	55	35	21	0.694
Atlanta	20	9	10	1	74	60	20	0.475
Boston	215	85	101	29	697	712	201	0.463
Calgary	56	30	19	7	200	172	67	0.598
ATLANTA	35	15	11	9	135	111	39	0.557
<b>Total</b>	91	45	30	16	335	283	106	0.582
CALIFORNIA	34	16	10	8	126	104	40	0.588
Carolina	30	17	11	2	86	67	37	0.600
HARTFORD	125	64	45	16	453	386	144	0.576
<b>Total</b>	155	81	56	18	539	453	181	0.581
Chicago	104	50	41	13	338	302	113	0.543
CLEVELAND	12	9	3	0	65	35	18	0.750
Colorado	15	8	5	2	40	36	18	0.600
QUEBEC	112	50	44	18	404	395	118	0.527
<b>Total</b>	127	58	49	20	444	431	136	0.535
Columbus	6	2	3	1	17	14	5	0.417
Dallas	17	7	9	1	39	51	15	0.441
MINNESOTA	89	42	31	16	305	261	100	0.562
<b>Total</b>	106	49	40	17	344	312	115	0.543
Detroit	107	51	43	13	385	356	115	0.537
Edmonton	59	15	34	10	183	232	40	0.339
Florida	44	25	15	4	127	96	54	0.614
Los Angeles	107	51	38	18	404	342	120	0.561
Minnesota	6	3	3	0	14	12	6	0.500
Montreal	205	88	86	31	623	660	207	0.505
Nashville	9	3	5	1	18	26	7	0.389
New Jersey	69	25	32	12	207	239	62	0.449
COLORADO	31	25	2	4	142	76	54	0.871
KANSAS CITY	8	7	0	1	41	12	15	0.938
<b>Total</b>	108	57	34	17	390	327	131	0.607
N.Y. Islanders	122	57	47	18	363	336	134	0.541
N.Y. Rangers	134	62	47	25	459	426	144	0.556
Ottawa	64	37	17	10	185	124	86	0.656
Philadelphia	130	47	63	20	371	404	114	0.439
Phoenix	14	4	7	3	29	35	11	0.393
WINNIPEG	46	30	12	4	190	132	64	0.696
<b>Total</b>	60	34	19	7	219	167	75	0.625
Pittsburgh	142	51	56	35	491	456	138	0.482
St. Louis	102	43	46	13	325	344	99	0.485
San Jose	21	12	5	4	85	63	28	0.667
Tampa Bay	46	27	14	5	133	112	59	0.641
Toronto	136	70	48	18	507	387	158	0.581
Vancouver	104	42	43	19	348	345	103	0.495
Washington	112	67	30	15	412	286	149	0.665

(Defunct teams in CAPS)

HOME RECORD	GP	W	L	T	GF	GA	PTS	PCT.
Anaheim	9	4	2	3	25	20	11	0.611
Atlanta	10	6	4	0	43	29	12	0.600
Boston	108	53	40	15	390	332	123	0.560
Calgary	28	19	7	2	114	75	40	0.714
ATLANTA	18	8	7	3	75	61	19	0.528
<b>Total</b>	46	27	14	5	189	136	59	0.641
CALIFORNIA	17	9	3	5	66	45	23	0.677
Carolina	15	11	4	0	51	31	22	0.733
HARTFORD	62	35	20	7	258	195	77	0.621
<b>Total</b>	77	46	24	7	309	226	99	0.643
Chicago	53	32	14	7	199	138	71	0.670
CLEVELAND	6	4	2	0	28	18	8	0.667
Colorado	7	4	2	1	21	22	9	0.643
QUEBEC	56	32	16	8	226	182	72	0.643
<b>Total</b>	63	36	18	9	247	204	81	0.643





# RECORD BOOK

## ALL-TIME VS. con't

HOME RECORD	GP	W	L	T	GF	GA	PTS	PCT.
Columbus	4	2	2	0	13	9	4	0.500
Dallas	8	5	2	1	23	20	11	0.688
MINNESOTA	44	23	11	10	165	119	56	0.636
Total	52	28	13	11	188	139	67	0.644
Detroit	52	33	11	8	226	153	74	0.712
Edmonton	30	10	13	7	109	112	27	0.450
Florida	23	15	5	3	64	37	33	0.717
Los Angeles	53	28	16	9	217	157	65	0.613
Minnesota	3	1	2	0	7	8	2	0.333
Montreal	102	54	29	19	317	268	127	0.623
Nashville	4	0	3	1	9	16	1	0.125
New Jersey	34	13	14	***7	111	126	33	0.485
COLORADO	16	14	1	1	80	35	29	0.906
KANSAS CITY	4	4	0	0	22	4	8	1.000
Total	54	31	15	8	213	165	70	0.648
N.Y. Islanders	61	32	20	9	197	164	73	0.598
N.Y. Rangers	68	39	19	10	279	212	85	0.647
Ottawa	31	21	7	3	99	48	45	0.726
Philadelphia	63	32	23	8	209	176	72	0.571

ALL-TIME RECORD	GP	W	L	T	GF	GA	PTS.	PCT.
Phoenix	8	1	4	3	20	23	5	0.313
WINNIPEG	23	19	2	2	107	57	40	0.870
Total	31	20	6	5	127	80	45	0.726
Pittsburgh	71	34	**20	17	274	193	86	0.599
St. Louis	52	29	17	6	200	164	64	0.615
San Jose	11	11	0	0	52	27	22	1.000
Tampa Bay	23	13	8	2	63	63	28	0.609
Toronto	69	43	20	6	279	184	93	0.667
Vancouver	52	26	*18	8	186	152	60	0.577
Washington	56	35	15	6	216	201	76	0.679

\* - includes one game played at Hamilton, Ont.  
 \*\* - includes one game played at Sacramento, Calif.  
 \*\*\* - includes one game played at Rochester, N.Y.

ROAD RECORD	GP	W	L	T	GF	GA	PTS	PCT.
Anaheim	9	7	2	0	30	16	14	0.778
Atlanta	10	3	6	1	31	31	8	0.350
Boston	107	32	60	15	311	400	79	0.369
Calgary	29	11	13	5	83	102	27	0.466
ATLANTA	17	7	4	6	60	50	20	0.588
Total	46	18	17	11	143	152	47	0.511
CALIFORNIA	17	7	7	3	60	59	17	0.500
Carolina	15	6	7	2	35	36	14	0.467
HARTFORD	63	29	25	9	195	191	67	0.532
Total	78	35	32	11	230	227	81	0.519
Chicago	51	18	27	6	139	164	42	0.412
CLEVELAND	6	5	1	0	37	17	10	0.833
Colorado	8	4	3	1	19	14	9	0.563
QUEBEC	56	18	28	10	178	213	46	0.411
Total	64	22	31	11	197	227	55	0.430
Columbus	2	0	1	1	4	5	1	0.250
Dallas	9	2	7	0	13	31	4	0.222
MINNESOTA	45	19	20	6	140	142	44	0.489
Total	54	21	27	6	153	173	48	0.444
Detroit	55	18	32	5	159	203	41	0.373
Edmonton	29	5	21	3	74	120	13	0.224
Florida	21	10	10	1	63	59	21	0.500
Los Angeles	54	23	22	9	187	185	55	0.509
Minnesota	3	2	1	0	7	4	4	0.667
Montreal	103	34	57	12	306	392	80	0.388
Nashville	5	3	2	0	9	10	6	0.600

# RECORD BOOK

## ALL-TIME VS. con't

ROAD RECORD	GP	W	L	T	GF	GA	PTS	PCT.
New Jersey	35	12	18	*5	96	113	30	0.414
COLORADO	15	11	1	3	62	41	25	0.833
KANSAS CITY	4	3	0	1	19	8	7	0.875
Total	52	26	19	9	177	162	62	0.587
N.Y. Islanders	61	25	27	**9	166	172	60	0.484
N.Y. Rangers	66	23	28	15	180	214	61	0.462
Ottawa	33	16	10	7	86	76	40	0.591
Philadelphia	67	15	40	12	162	228	42	0.313
Phoenix	6	3	3	0	9	12	6	0.500
WINNIPEG	23	11	10	2	83	75	24	0.522
Total	29	14	13	2	92	87	30	0.517
Pittsburgh	71	17	36	18	217	266	52	0.366
San Jose	10	1	5	4	33	36	6	0.300
St. Louis	50	14	29	7	125	180	36	0.350
Tampa Bay	23	14	7	2	70	49	30	0.652
Toronto	67	27	28	12	228	203	67	0.493
Vancouver	52	16	25	11	162	193	43	0.413
Washington	56	32	15	9	196	140	73	0.652

\* - includes one game played at Hamilton, Ont.  
 \*\* - includes one game played at Minneapolis, Minn.

## LAST 10 GAMES VS.

### HOME

Team	1	2	3	4	5	6	7	8	9	10	Record
Anaheim Mighty Ducks	—	W	L	T	W	L	T	T	W	W	4-2-3
Atlanta Thrashers	W	L	W	W	L	W	L	W	L	W	6-4-0
Boston Bruins	W	W	L	L	L	W	L	L	L	L	3-7-0
Calgary Flames	L	W	W	L	T	W	W	W	W	L	6-3-1
Carolina Hurricanes	L	W	W	L	W	W	W	L	W	W	7-3-0
Chicago Blackhawks	L	W	L	L	W	L	W	W	W	L	5-5-0
Colorado Avalanche	W^	L^	L^	W^	—	W	W	T	L	W	5-4-1
Columbus Blue Jackets	—	—	—	—	—	—	—	L	L	W	2-2-0
Dallas Stars	L+	L+	L	W	W	L	W	T	W	W	5-4-1
Detroit Red Wings	L	W	L	W	L	L	T	L	W	L	3-6-1
Edmonton Oilers	W	L	T	W	L	T	L	T	L	L	2-5-3
Florida Panthers	W	W	W	L	W	W	L	W	W	T	7-2-1
Los Angeles Kings	L	W	T	W	W	W	W	L	W	L	7-2-1
Minnesota Wild	—	—	—	—	—	—	—	W	L	W	1-2-0
Montreal Canadiens	W	L	L	W	W	W	W	W	W	W	8-2-0
Nashville Predators	—	—	—	—	—	—	—	L	L	T	0-3-1
New Jersey Devils	L	W	W	W	W	T	L	T	T	L	4-4-2
New York Islanders	W	W	W	W	L	T	W	L	L	L	5-4-1
New York Rangers	T	L	W	W	L	T	T	W	L	W	4-3-3
Ottawa Senators	W	W	W	W	W	L	L	T	W	W	7-2-1
Philadelphia Flyers	L	W	L	L	W	W	W	W	T	W	6-3-1
Phoenix Coyotes	W#	L#	W	T	T	T	L	L	L	L	2-5-3
Pittsburgh Penguins	L	L	L	L	W	L	L	T	L	W	2-7-1
St. Louis Blues	W	L	W	T	T	L	L	L	L	L	2-6-2
San Jose Sharks	W	W	W	W	W	W	W	W	W	W	10-0-0
Tampa Bay Lightning	W	W	W	W	W	W	L	W	L	W	8-2-0
Toronto Maple Leafs	T	W	W	T	W	L	L	W	L	L	4-4-2
Vancouver Canucks	L	L	L	W	L	L	W	L	W	W	4-6-0
Washington Capitals	L	W	L	W	L	L	W	L	W	W	5-5-0

^ As Quebec Nordiques  
 + As Minnesota North Stars  
 # As Winnipeg Jets





LAST 10 GAMES VS. con't

ROAD

Table with columns for Team, 1, 2, 3, 4, 5, 6, 7, 8, 9, 10, Record. Lists 30 NHL teams and their last 10 road game results.

^ As Quebec Nordiques
+ As Minnesota North Stars
# As Winnipeg Jets

OVERALL

Table with columns for Team, 1, 2, 3, 4, 5, 6, 7, 8, 9, 10, Record. Lists 30 NHL teams and their overall season records.

RECORD BY DAY / MONTH

RECORD BY DAY

Table with columns for Day, No., Record, Pct. for 2001-02, 2002-03, and 2003-04 seasons.

RECORD BY MONTH

Table with columns for Month, No., Record, Pct. for 2001-02, 2002-03, and 2003-04 seasons.

BEST AND WORST RECORD BY MONTH

Table with columns for Month, Best (year), Worst (Year). Lists best and worst monthly records for each month.

\* Shortened season (48 games)





## RECORD BOOK

### SABRE STREAKS

#### Sabres Longest Winning Streaks

Games	Dates
10	1/04/84 to 1/23/84
9	12/11/76 to 12/29/76
9	11/24/79 to 12/13/79

Note: Sabres won 11 straight over two seasons 4-1-75 to 10-26-75

#### Sabres Longest Losing Streaks

Games	Dates
8	1/25/03 to 2/13/03
7	12/04/03 to 12/19/03
7	12/20/02 to 12/31/02
7	11/03/02 to 11/19/02

#### Sabres Longest Unbeaten Streaks

Games	Dates
14	3/06/80 to 4/06/80
13	1/04/84 to 1/29/84
13	1/21/98 to 3/02/98

#### Sabres Longest Winless Streaks

Games	Dates
12	11/23/91 to 12/20/91
12	10/25/02 to 11/19/02
10	11/07/71 to 12/01/71

#### Most Consecutive Ties

Games	Dates
4	12/22/77 to 1/01/78
4	1/09/81 to 1/16/81
4	2/26/82 to 3/06/82
4	12/09/84 to 12/16/84

### THE LAST STREAK

#### Sabres Winning Streaks

Games	Dates
4	3/20/04 to 3/26/04
3	2/10/04 to 2/16/04
5	1/12/91 to 1/24/91
6	12/31/92 to 1/10/93
7	12/23/84 to 1/05/85
8	10/09/75 to 10/26/75
9	11/24/79 to 12/13/79
10	1/04/84 to 1/23/84

#### Sabres Losing Streaks

Games	Dates
3	1/15/04 to 1/20/04
4	2/21/04 to 2/28/04
5	12/07/90 to 12/16/90
6	1/26/91 to 2/06/91
7	12/04/03 to 12/19/03

NOTE: last three consecutive OTL (3/11/04 to 3/15/04)

#### Sabres Unbeaten Streaks

Games	Dates
4	1/25/04 to 1/31/04
5	11/09/00 to 11/17/00
6	2/10/04 to 2/20/04
7	1/23/92 to 2/04/92
8	11/29/98 to 12/18/98
9	10/27/98 to 11/20/98
10	12/23/84 to 1/12/85
11	12/15/77 to 1/11/78
12	1/29/97 to 2/23/97
13	1/21/98 to 3/02/98
14	3/06/80 to 4/06/80

#### Sabres Winless Streaks

Games	Dates
4	12/15/01 to 12/22/01
5	10/13/00 to 10/21/00
6	3/22/97 to 4/02/97
7	10/02/99 to 10/20/99
8	12/04/03 to 12/23/03
9	None
10	11/07/71 to 12/01/71
11	None
12	11/23/91 to 12/20/91

#### Consecutive Ties

Games	Dates
4	12/9/84 to 12/16/84

### SEASON OPENERS

OPENER (Score/Opp/Date)		HOME		ROAD			
2-1	at Pit.	0-3	vs. Mtl.	10-15-70	2-1	at Pit.	10-10-70
2-1	vs. Pit.	2-1	vs. Pit.	10-10-71	1-4	at StL.	10-12-71
5-3	vs. Atl.	5-3	vs. Atl.	10-8-72	1-1	at Atl.	10-14-72
4-7	at Tor.	3-1	vs. Van.	10-14-73	4-7	at Tor.	10-10-73
9-5	vs. Bos.	9-5	vs. Bos.	10-10-74	1-6	at Phi.	10-12-74
4-0	vs. Det.	4-0	vs. Det.	10-9-75	5-3	at StL.	10-18-75
0-4	at Det.	3-1	vs. Mtl.	10-10-76	0-4	at Det.	10-9-76
3-2	vs. NYI	3-2	vs. NYI	10-13-77	5-2	at Tor.	10-15-77
2-2	vs. NYI	2-2	vs. NYI	10-12-78	5-2	at Min.	10-14-78
6-3	vs. Wsh.	6-3	vs. Wsh.	10-11-79	5-2	at NYI	10-13-79
3-4	at Chi.	3-3	vs. Hfd.	10-12-80	3-4	at Chi.	10-9-80
5-3	vs. Wsh.	5-3	vs. Wsh.	10-7-81	0-9	at Mtl.	10-10-81
4-6	vs. Que.	4-6	vs. Que.	10-6-82	4-6	at Que.	10-9-82
5-3	vs. Hfd.	5-3	vs. Hfd.	10-5-83	2-9	at Que.	10-8-83
4-3	vs. Mtl.	4-3	vs. Mtl.	10-11-84	3-4	at Tor.	10-13-84
4-5	vs. Hfd.	4-5	vs. Hfd.	10-10-85	6-2	at Min.	10-12-85
2-3	at Wpg.	2-4	vs. Cgy.	10-12-86	2-3	at Wpg.	10-9-86
2-2	vs. Min.	2-2	vs. Min.	10-8-87	3-6	at Mtl.	10-10-87

## RECORD BOOK

### SEASON OPENERS

OPENER (Score/Opp/Date)		HOME		ROAD	
3-2	vs. Mtl.	10-6-88	3-2	vs. Mtl.	10-6-88
4-3	vs. Que.	10-5-89	4-3	vs. Que.	10-5-89
3-3	vs. Mtl.	10-4-90	3-3	vs. Mtl.	10-4-90
4-5	vs. Pit.	10-4-91	4-5	vs. Pit.	10-4-91
4-5	vs. Que.	10-8-92	4-5	vs. Que.	10-8-92
5-3	at Bos.	10-7-93	2-3	vs. Hfd.	10-10-93
2-1	at NYR	1-20-95	2-1	vs. N.J.	1-25-95
3-1	at Ott.	10-7-95	1-4	vs. Ana.	10-13-95
3-4	at Edm.	10-4-96	1-6	vs. Det.	10-12-96
3-1	at StL.	10-1-97	2-4	vs. Dal.	10-7-97
1-4	at Dal.	10-10-98	2-2	vs. Fla.	10-16-98
0-2	at Det.	10-2-99	2-3	vs. Wsh.	10-8-99
4-2	vs. Chi.	10-5-00	4-2	vs. Chi.	10-5-00
1-2	vs. Atl.	10-4-01	1-2	vs. Atl.	10-4-01
5-1	vs. NYI	10-10-02	5-1	vs. NYI	10-10-02
0-2	at Phil.	10-9-03	0-6	vs. NYI	10-11-03
2-6	at Wsh.	10-8-88	1-5	at Mtl.	10-7-89
1-5	at Mtl.	10-6-90	1-3	at Wsh.	10-5-91
5-6	at Mtl.	10-7-90	5-2	at Hfd.	10-10-92
3-1	at Wsh.	10-5-91	5-3	at Bos.	10-10-92
2-1	at NYR	1-20-95	3-1	at NYR	1-20-95
3-1	at Ott.	10-7-95	3-1	at Ott.	10-7-95
3-4	at Edm.	10-4-96	3-1	at Edm.	10-4-96
3-1	at StL.	10-1-97	3-1	at StL.	10-1-97
1-4	at Dal.	10-10-98	1-4	at Dal.	10-10-98
0-2	at Det.	10-2-99	0-2	at Det.	10-2-99
4-2	vs. Chi.	10-5-00	2-3	at Edm.	10-13-00
1-2	vs. Atl.	10-4-01	4-5 (OT)	at NYR	10-7-01
5-1	vs. NYI	10-10-02	6-1	at Mtl.	10-12-02
0-2	at Phil.	10-9-03	0-2	at Phil.	10-9-03

The Sabres are 18-13-3 in opening games (13-5-3 at home and 5-8-0 on the road). The club is 16-13-5 in home openers and 12-21-1 in road openers.

### RECORD YEAR BY YEAR

YEAR	PRESEASON			GP	W	REGULAR SEASON			GA	PTS	PLAYOFFS	
	W	L	T			L	T	GF			W	L
1970-71	1	4	4	78	24	39	15	217	291	63	—	—
1971-72	3	1	5	78	16	43	19	203	289	51	—	—
1972-73	4	2	2	78	37	27	14	257	219	88	2	4
1973-74	0	6	2	78	32	34	12	242	250	76	—	—
1974-75	4	4	0	80	49	16	15	354	240	113	10	7
1975-76	3	6	0	80	46	21	13	339	240	105	4	5
1976-77	4	5	1	80	48	24	8	301	220	104	2	4
1977-78	3	3	4	80	44	19	17	288	215	105	3	5
1978-79	5	6	0	80	36	28	16	280	263	88	1	2
1979-80	3	6	2	80	47	17	16	318	201	110	9	5
1980-81	4	5	2	80	39	20	21	327	250	99	4	4
1981-82	2	5	3	80	39	26	15	307	273	93	1	3
1982-83	5	2	4	80	38	29	13	318	285	89	6	4
1983-84	2	8	0	80	48	25	7	315	257	103	0	3
1984-85	5	2	2	80	38	28	14	290	237	90	2	3
1985-86	3	3	2	80	37	37	6	296	291	80	—	—
1986-87	4	5	0	80	28	44	8	280	308	64	—	—
1987-88	7	2	0	80	37	32	11	283	305	85	2	4
1988-89	7	0	1	80	38	35	7	291	299	83	1	4
1989-90	4	3	2	80	45	27	8	286	248	98	2	4
1990-91	2	4	2	80	31	30	19	292	278	81	2	4
1991-92	3	5	1	80	31	37	12	289	299	74	3	4
1992-93	5	4	0	84	38	36	10	335	297	86	4	4
1993-94	1	6	0	84	43	32	9	282	218	95	3	4
1994-95	2	4	1	48	22	19	7	130	119	51	1	4
1995-96	4	4	0	82	33	42	7	247	262	73	—	—
1996-97	3	4	1	82	40	30	12	237	208	92	5	7
1997-98	0	6	2	82	36	29	17	211	187	89	10	5
1998-99	2	6	0	82	37	28	17	207	175	91	14	7
1999-00	2	4	1	82	35	36	11	213	204	85	1	4
2000-01	7	1	0	82	46	31	5	218	184	98	7	6
2001-02	2	4	0	82	35	36	11	213	200	82	—	—
2002-03	4	2	1	82	27	45	10	190	219	72	—	—
2003-04	3	4	1	82	37	38	7	220	221	85	—	—
TOTALS	113	136	46	2706	1257	1040	409	9076	8252	2941	99	110





## REGULAR SEASON OVERTIME GOALS

Date	Opponent	Goal Scorer	Score	Time
Oct. 26, 1983	@ Detroit	Steve Yzerman	6-5 DET	4:38
Nov. 16, 1983	@ Winnipeg	Mike Ramsey	6-5 BUF	0:17
Feb. 8, 1984	@ Pittsburgh	Dave Andreychuk	6-5 BUF	0:31
Feb. 17, 1984	Minnesota	Dave Andreychuk	5-4 BUF	1:31
Feb. 21, 1984	@ Philadelphia	Phil Housley	5-4 BUF	4:09
Mar. 11, 1984	Hartford	Mike Foligno	4-3 BUF	1:53
Oct. 13, 1984	@ Toronto	Jim Benning	4-3 TOR	2:41
Feb. 15, 1985	Montreal	Mats Naslund	4-3 MTL	2:31
Mar. 24, 1985	Boston	Dave Reid	4-3 BOS	0:56
Nov. 30, 1985	@ Toronto	Steve Thomas	3-2 TOT	0:26
Jan. 17, 1986	Montreal	Gates Orlando	5-4 BUF	1:11
Mar. 11, 1986	@ St. Louis	Charlie Bourgeois	3-2 STL	2:04
Oct. 22, 1986	@ Pittsburgh	Randy Cunneyworth	5-4 PITT	2:30
Nov. 12, 1986	N.Y. Rangers	Walt Poddubny	2-1 NYR	2:01
Dec. 20, 1986	@ Toronto	Steve Thomas	5-4 TOR	4:55
Jan. 8, 1987	@ Minnesota	Brian Bellows	5-4 MIN	1:05
Jan. 18, 1987	Edmonton	Scott Arniel	6-5 BUF	1:49
Feb. 14, 1988	Chicago	Steve Thomas	4-3 CHI	3:48
Oct. 9, 1988	@ Philadelphia	Ron Sutter	4-3 PHIL	2:44
Nov. 13, 1988	Edmonton	Esa Tikkanen	5-4 EDM	3:25
Nov. 25, 1988	Chicago	Phil Housley	5-4 BUF	3:15
Dec. 3, 1988	@ Montreal	Guy Carbonneau	3-2 MTL	4:22
Jan. 4, 1989	Hartford	Brian Lawton	5-4 HFD	3:19
Jan. 21, 1989	@ Boston	Pierre Turgeon	6-5 BUF	3:58
Oct. 27, 1989	Toronto	Pierre Turgeon	6-5 BUF	2:30
Dec. 7, 1989	@ Philadelphia	Ron Sutter	4-3 PHIL	0:24
Dec. 29, 1989	Boston	Craig Janney	4-3 BOS	1:33
Feb. 20, 1990	@ Winnipeg	Mike Hartman	4-3 BUF	2:06
Mar. 14, 1990	Los Angeles	Bob Kudelski	6-5 LA	1:25
Mar. 18, 1990	Winnipeg	Phil Housley	4-3 BUF	2:03
Mar. 31, 1990	@ Pittsburgh	Uwe Krupp	3-2 BUF	1:00
Nov. 23, 1990	Edmonton	Benoit Hogue	3-2 BUF	0:34
Dec. 7, 1990	Hartford	Scott Young	4-3 HFD	0:53
Dec. 18, 1990	@ Hartford	Dave Andreychuk	4-3 BUF	1:07
Feb. 6, 1991	St. Louis	Brett Hull	5-4 STL	4:15
Mar. 20, 1991	Montreal	Dave Andreychuk	3-2 BUF	1:14
Nov. 8, 1991	Philadelphia	Donald Audette	4-3 BUF	1:29
Nov. 29, 1991	N.Y. Rangers	Mark Messier	5-4 NYR	0:43
Jan. 23, 1992	@ Pittsburgh	Donald Audette	5-4 BUF	4:15
Mar. 28, 1992	@ Boston	Steve Heinze	4-3 BOS	3:59
Oct. 16, 1992	Tampa Bay	Bob Sweeney	5-4 BUF	2:30
Nov. 2, 1992	@ N.Y. Rangers	Darren Turcotte	7-6 NYR	0:58
Jan. 3, 1993	St. Louis	Brad May	6-5 BUF	1:20
Jan. 17, 1993	@ Edmonton	Zdeno Ciger	3-2 EDM	0:25
Jan. 19, 1993	@ Calgary	Yuri Khmylev	3-2 BUF	2:07
Jan. 26, 1993	@ Philadelphia	Bob Sweeney	4-3 BUF	2:23
Jan. 31, 1993	Edmonton	Kelly Buchberger	5-4 EDM	0:46
Apr. 13, 1993	Montreal	Brian Bellows	3-2 MTL	3:50
Dec. 2, 1993	@ Florida	Jesse Belanger	2-1 FLA	0:23
Dec. 26, 1993	@ NY Islanders	Benoit Hogue	4-3 NYI	2:28
Jan. 7, 1994	Pittsburgh	Ron Francis	4-3 PITT	4:54
Mar. 30, 1994	Tampa Bay	Brian Bradley	3-2 TB	3:52
Mar. 14, 1995	@ Florida	Yuri Khmylev	2-1 BUF	0:54
Mar. 18, 1995	@ Ottawa	Troy Murray	4-3 OTT	3:42
Dec. 22, 1995	Boston	Ted Donato	3-2 BOS	1:37
Jan. 13, 1996	@ Edmonton	Doug Weight	5-4 EDM	4:48
Jan. 30, 1996	@ NY Islanders	Mathieu Schneider	5-4 NYI	2:19
Feb. 7, 1996	Boston	Derek Plante	2-1 BUF	0:24

## REGULAR SEASON OVERTIME GOALS

Date	Opponent	Goal Scorer	Score	Time
Feb. 17, 1996	@ Hartford	Geoff Sanderson	2-1 HFD	1:49
Feb. 28, 1996	@ Ottawa	Derek Plante	3-2 BUF	4:36
Mar. 8, 1996	@ Anaheim	Paul Kariya	3-2 ANA	2:03
Mar. 29, 1996	Philadelphia	Bob Corkum	6-5 PHIL	3:50
Nov. 9, 1996	@ Hartford	Curtis Leschyshyn	4-3 HFD	4:55
Nov. 11, 1996	Florida	Donald Audette	3-2 BUF	4:01
Nov. 23, 1996	@ Boston	Michal Grosse	3-2 BUF	2:39
Dec. 4, 1996	Vancouver	Mike Sillinger	7-6 VAN	3:38
Dec. 11, 1996	@ Montreal	Dixon Ward	3-2 BUF	2:42
Jan. 12, 1997	@ Phoenix	Jason Dawe	3-2 BUF	0:10
Mar. 11, 1997	Philadelphia	Michael Peca	3-2 BUF	0:42
Mar. 26, 1997	NY Islanders	Bryan Berard	3-2 BUF	0:42
Mar. 28, 1997	@ Detroit	Larry Murphy	3-2 NYI	1:00
Oct. 31, 1997	@ Carolina	2-1 DET		3:10
Nov. 1, 1997	@ Florida	Jason Dawe	3-2 BUF	3:21
Dec. 12, 1997	Dixon Ward	Dixon Ward	4-3 BUF	1:14
Apr. 15, 1998	Carolina	Matthew Barnaby	3-2 BUF	4:45
Dec. 30, 1998	@ New Jersey	Scott Stevens	5-4 NJ	4:38
Jan. 6, 1999	@ Ottawa	Andreas Dackell	3-2 OTT	2:24
Feb. 17, 1999	@ Anaheim	Michael Peca	3-2 BUF	0:29
Mar. 19, 1999	Toronto	Mats Sundin	3-2 TOR	4:04
Mar. 28, 1999	@ NY Rangers	Miroslav Satan	3-2 BUF	1:18
Apr. 17, 1999	Pittsburgh	Dixon Ward	4-3 BUF	2:27
Oct. 29, 1999	@ Boston	Hal Gill	2-1 BOS	4:46
Nov. 4, 1999	Florida	Geoff Sanderson	3-2 BUF	4:54
Nov. 28, 1999	@ Chicago	Curtis Brown	5-4 BUF	1:14
Dec. 8, 1999	@ Tampa Bay	Michal Grosse	3-2 BUF	2:26
Feb. 10, 2000	@ Toronto	Steve Thomas	3-2 TOR	1:05
Feb. 12, 2000	@ Nashville	Jason Woolley	2-1 BUF	4:08
Mar. 8, 2000	@ Philadelphia	John LeClair	3-2 PHIL	2:28
Mar. 15, 2000	Boston	Stu Barnes	2-1 BUF	1:54
Apr. 7, 2000	@ San Jose	Jeff Friesen	6-5 SJ	2:56
Oct. 21, 2000	Pittsburgh	Jaromir Jagr	2-1 PITT	0:13
Nov. 13, 2000	@ Detroit	Brendan Shanahan	5-4 DET	4:28
Feb. 7, 2001	Calgary	J.P. Dumont	3-2 BUF	1:29
Feb. 10, 2001	NY Islanders	Maxim Afinogenov	2-1 BUF	0:42
Mar. 3, 2001	@ Ottawa	Maxim Afinogenov	2-1 BUF	1:52
Oct. 7, 2001	@ Colorado	Stu Barnes	3-2 BUF	2:08
Dec. 14, 2001	@ NY Rangers	Brian Leetch	4-5 NYR	2:45
Jan. 27, 2002	Carolina	Stu Barnes	3-2 BUF	0:50
Feb. 8, 2002	@ Washington	Stu Barnes	3-2 BUF	1:30
Mar. 24, 2002	Ottawa	Jason Woolley	3-2 BUF	4:21
Nov. 19, 2002	@ Ottawa	Erik Rasmussen	3-2 BUF	1:27
Dec. 31, 2002	@ New Jersey	Scott Niedermayer	3-4 NJ	1:23
Jan. 4, 2003	vs. NY Islanders	Jason Blake	0-1 NYI	1:36
Jan. 25, 2003	@ Ottawa	Ales Kotalik	2-1 BUF	4:19
Jan. 30, 2003	@ St. Louis	Daniel Alfredsson	3-4 OTT	2:22
Feb. 17, 2003	@ Atlanta	Keith Tkachuk	1-2 STL	3:26
Feb. 19, 2003	@ Atlanta	Patrik Stefan	3-4 ATL	3:54
Mar. 1, 2003	vs. Montreal	Miroslav Satan	2-1 BUF	3:49
Mar. 12, 2003	@ NY Islanders	Jason Blake	2-1 NYI	2:42
Mar. 22, 2003	vs. Carolina	Craig Adams	2-3 CAR	3:41
Mar. 24, 2003	@ Toronto	Bryan McCabe	2-3 TOR	0:36
Nov. 14, 2003	@ Colorado	Jochen Hecht	4-3 BUF	4:15
Feb. 20, 2004	vs. Pittsburgh	Aleksey Morozov	2-1 PITT	3:09
Mar. 11, 2004	vs. Boston	Daniel Briere	4-3 BUF	3:01
Mar. 13, 2004	@ Boston	Mike Knuble	3-2 BOS	1:15
Mar. 15, 2004	vs. Toronto	Mike Knuble	3-2 BOS	4:54
Mar. 17, 2004	@ Atlanta	Tomas Kaberle	6-5 TOR	3:45
		Derek Roy	4-3 BUF	0:15

All-Time Record in Overtime Decisions: 54-63



## HAT TRICKS con't

<b>GOALIE(S)</b>									
Gary Smith									
Denis DeJordy									
Jim Rutherford									
Lorne Worsley (2)									
Gilles Gilbert (1)									
Ed Johnston									
Cam Newton									
George Gardner									
Cesare Maniago									
Gilles Meloche									
Phil Myre									
Gilles Gilbert									
Gilles Gilbert									
Gary Smith									
Marv Edwards									
Ed Giacomin (2)									
Gilles Villemure (1)									
Bill McKenzie									
Jim Rutherford									
Gump Worsley									
Wayne Stephenson									
Gilles Gilbert									
Ken Dryden									
John Adams									
John Adams									
Ron Low									
Ron Low									
Gord McRae (2)									
Doug Favell (1)									
Gord McRae (2)									
Doug Favell (1)									
Wayne Thomas									
Ron Low									
John Davidson									
Pete LoPresti (2)									
Cesare Maniago(1)									
Ron Low (3)									
Bernie Wolfe (1)									
Ron Low (2)									
Bernie Wolfe (1)									
Ken Dryden									
Gary Smith									
Gary Simmons									
Tony Esposito									
Paul Harrison									
Paul Harrison									
Wayne Thomas									
Gord McRae									
Cesare Maniago									
Gilles Gratton									
Gilles Meloche									
Pete LoPresti									
Wayne Thomas									
Tony Esposito									
Ed Staniowski									
1977-78 (7)	49. Danny Gare (4)	Colorado	7-5 W	10-20-77	Buffalo	Michel Plasse			
	50. Craig Ramsay (3)	Colorado	7-5 W	10-20-77	Buffalo	Michel Plasse (2)			
	51. Gil Perreault (7)	St. Louis	7-4 W	11-6-77	Buffalo	Doug Favell (1)			
	52. Gil Perreault (8)	Washington	7-6 W	11-19-77	Washington	Ed Staniowski (2)			
	53. Gil Perreault (9)	Los Angeles	7-3 W	12-15-77	Los Angeles	Empty Net (1)			
	54. Gil Perreault (10)	Cleveland	3-6 L	1-12-78	Cleveland	Bernie Wolfe			
	55. Danny Gare (5)	Cleveland	13-3 W	2-25-78	Cleveland	Rogie Vachon			
						Gary Edwards			
						Gilles Meloche (2)			
						Gary Edwards (1)			
1978-79 (6)	56. Rick Martin (19)	St. Louis	7-7 T	10-28-78	St. Louis	Doug Grant (1)			
	57. Jerry Korab	Minnesota	9-2 W	11-19-78	Buffalo	Phil Myre (2)			
	58. Andre Savard (2)	Minnesota	9-2 W	11-19-78	Buffalo	Gary Edwards (1)			
	59. Rick Martin (20)	Boston	9-2 W	3-28-79	Boston	Pete LoPresti (2)			
	60. Danny Gare (6)	Boston	9-3 W	4-5-79	Boston	Pete LoPresti			
	61. Jacques Richard	Colorado	5-5 T	4-8-79	Buffalo	Jim Pettie			
						Gerry Cheevers (2)			
						Jim Pettie (1)			
						Bill Oleschuk			
1979-80 (3)	62. Danny Gare (7)	Winnipeg	6-2 W	12-31-79	Buffalo	Lindsay Middlebrook			
	63. Danny Gare (8)	Pittsburgh	9-0 W	2-7-80	Buffalo	Greg Millen			
	*64. Rick Martin (21)	St. Louis	9-4 W	3-9-80	Buffalo	Ed Staniowski			
	65. Danny Gare (9)	Winnipeg	7-4 W	10-22-80	Buffalo	Markus Mattsson			
1980-81 (9)	66. Rick Dudley (2)	Pittsburgh	10-1 W	12-7-80	Buffalo	Greg Millen (1)			
	67. Gil Perreault (11)	Quebec	6-5 W	1-21-81	Quebec	Rob Holland (2)			
	68. Andre Savard (3)	Detroit	7-3 W	2-6-81	Buffalo	Michel Plasse			
	69. Ric Seiling	Washington	6-3 W	2-12-81	Buffalo	Gilles Gilbert			
	70. Danny Gare (10)	Philadelphia	8-4 W	3-8-81	Buffalo	Dave Parro (2)			
	71. Jim Schoenfeld	Winnipeg	5-2 W	3-13-81	Winnipeg	Empty Net (1)			
	72. Gil Perreault (12)	Toronto	14-4 W	3-19-81	Buffalo	Pete Peeters			
	73. Andre Savard (4)	Toronto	14-4 W	3-19-81	Buffalo	Michel Dion			
						Michel Larocque			
						Michel Larocque (2)			
						Jiri Cihra (1)			
1981-82 (8)	74. Tony McKegney	Toronto	6-2 W	10-23-81	Buffalo	Michel Larocque			
	# 75. John Van Boxmeer	N.Y. Islanders	6-2 W	11-7-81	New York	Billy Smith			
	76. Lindy Ruff	N.Y. Islanders	5-2 W	11-29-81	Buffalo	Billy Smith			
	77. Tony McKegney (2)	Colorado	7-1 W	12-9-81	Buffalo	Glenn Resch			
	78. Gil Perreault (13)	Detroit	4-2 W	12-12-81	Detroit	Bob Sauve			
	79. Yvon Lambert	Toronto	8-2 W	1-15-82	Buffalo	Michel Larocque			
	80. Mike Foligno	Colorado	6-2 W	2-21-82	Buffalo	Glenn Resch			
	81. Gil Perreault (14)	Edmonton	3-6 L	2-24-82	Buffalo	Grant Fuhr			
1982-83 (4)	82. Gil Perreault (15)	Washington	9-2 W	10-16-82	Washington	Dave Parro (1)			
	83. Phil Housley	Winnipeg	5-2 W	1-23-83	Buffalo	Pat Riggan (2)			
	# 84. Paul Cyr	Boston	3-2 W	3-3-83	Boston	Brian Hayward			
	85. Hannu Virta	Montreal	6-4 W	3-19-83	Montreal	Pete Peeters			
						Rick Wamsley			
1983-84 (6)	86. Gilles Hamel	Winnipeg	5-2 W	10-23-83	Buffalo	Brian Hayward			
	87. Mike Foligno (2)	Calgary	11-2 W	11-13-83	Buffalo	Rejean Lemelin			
	88. Gil Perreault (16)	Calgary	11-2 W	11-13-83	Buffalo	Rejean Lemelin			
	89. Real Cloutier	Quebec	8-5 W	12-29-83	Buffalo	Brian Ford			
	90. Real Cloutier (2)	Winnipeg	9-4 W	1-4-84	Buffalo	Brian Hayward			
	91. John Tucker	Toronto	4-2 W	4-1-84	Buffalo	Bruce Dowie			





# RECORD BOOK

## HAT TRICKS con't

1984-85 (3)	92.	Mike Foligno (3)	Quebec	5-4 W	10-19-84	Buffalo	Daniel Bouchard
	93.	Sean McKenna	Boston	3-3 T	12-5-84	Buffalo	Pete Peeters
	# 94.	Gil Perreault (17)	Calgary	6-1 W	2-9-85	Calgary	Rejean Lemelin (2) Don Edwards (1)
1985-86 (4)	# 95.	Gil Perreault (18)	Quebec	7-5 W	11-22-85	Buffalo	Mario Gosselin (2) Empty Net (1)
	*96.	Lindy Ruff (2)	Quebec	6-2 W	12-15-85	Buffalo	Clint Malarchuk
	97.	Mike Foligno (4)	N.Y. Islanders	4-3 W	12-29-85	Buffalo	Billy Smith
	**98.	Dave Andreychuk	Boston	8-6 W	2-6-86	Boston	Pat Riggan (1) Doug Keans (4)
1986-87 (1)	99.	Wilf Paiement	St. Louis	4-3 W	2-26-87	Buffalo	Rick Wamsley
1987-88 (6)	100.	Dave Andreychuk (2)	Quebec	6-3 W	12-3-87	Buffalo	Mario Brunetta
	101.	Dave Andreychuk (3)	Montreal	6-5 W	1-6-88	Montreal	Brian Hayward
	102.	Phil Housley (2)	New Jersey	7-3 W	1-22-88	Buffalo	Alain Chevrier
	103.	Dave Andreychuk (4)	N.Y. Islanders	4-6 L	2-6-88	N.Y. Islanders	Billy Smith
	104.	Ray Sheppard	Quebec	5-6 L	2-21-88	Buffalo	Mario Gosselin
105.	Ray Sheppard (2)	Vancouver	7-5 W	3-13-88	Vancouver	Steve Weeks	
1988-89 (3)	106.	Dave Andreychuk (5)	Pittsburgh	8-5 W	10-12-88	Buffalo	Wendell Young
	107.	Adam Creighton	N.Y. Rangers	6-4 W	11-2-88	Buffalo	Bob Froese
	108.	Mike Foligno (5)	Hartford	5-3 W	1-31-89	Hartford	Peter Sidorkiewicz
1989-90 (2)	109.	Pierre Turgeon	New Jersey	6-4 W	12-1-89	Buffalo	Chris Terreni (2) Sean Burke (1)
	110.	Dave Andreychuk (6)	Detroit	6-5 W	3-27-90	Detroit	Tim Cheveldae
1990-91 (3)	111.	Pierre Turgeon (2)	Hartford	5-0 W	10-28-90	Buffalo	Peter Sidorkiewicz
	112.	Dale Hawerchuk	Winnipeg	6-2 W	3-13-91	Winnipeg	Bob Essensa (2) Empty Net (1)
1991-92 (9)	113.	Alexander Mogilny	Washington	5-2 W	3-31-91	Buffalo	Don Beaupre
	114.	Pat LaFontaine	San Jose	7-1 W	11-12-91	San Jose	Arturs Irbe (1) Jeff Hackett (2)
	115.	Dave Andreychuk (7)	Boston	4-7 L	11-23-91	Boston	Matt Delguidice
	116.	Tony Tanti	Edmonton	4-4 T	12-20-91	Buffalo	Bill Ranford
	#117.	Alexander Mogilny (2)	N.Y. Islanders	5-2 W	1-3-92	Buffalo	Glenn Healy (2) Steve Weeks (1)
	118.	Pat LaFontaine (2)	Edmonton	8-2 W	1-10-92	Buffalo	Bill Ranford
	119.	Pat LaFontaine (3)	Montreal	4-3 W	1-25-92	Montreal	Patrick Roy
	120.	Dale Hawerchuk (2)	San Jose	7-6 W	2-14-92	Buffalo	Jarmo Myllys
	121.	Pat LaFontaine (4)	New Jersey	5-4 W	3-6-92	Buffalo	Craig Billington
	*122.	Dave Andreychuk (8)	Los Angeles	8-2 W	3-19-92	Los Angeles	Kelly Hrudey (3) Steve Weeks (1)
1992-93 (10)	123.	Alexander Mogilny (3)	Quebec	4-5 L	10-8-92	Buffalo	Ron Hextall
	*124.	Dave Andreychuk (9)	Hartford	8-2 W	11-13-92	Buffalo	Sean Burke (3) Frank Pietrangelo (1)
	125.	Alexander Mogilny (4)	Boston	5-2 W	12-9-92	Buffalo	Andy Moog
	#126.	Alexander Mogilny (5)	Washington	4-1 W	12-23-92	Buffalo	Don Beaupre
	127.	Alexander Mogilny (6)	N.Y. Rangers	11-6 W	12-31-92	Buffalo	John Vanbiesbrouck (2) Mike Richter (1)
1992-93 (10)	128.	Yuri Khmylev	N.Y. Rangers	11-6 W	12-31-92	Buffalo	Mike Richter
	129.	Alexander Mogilny (7)	Ottawa	7-2 W	1-2-93	Ottawa	Daniel Berthiaume
	130.	Pat LaFontaine (5)	Calgary	5-3 W	1-10-93	Buffalo	Mike Vernon
	#* 131.	Alexander Mogilny (8)	Winnipeg	6-2 W	2-10-93	Winnipeg	Bob Essensa
	* 132.	Alexander Mogilny (9)	Detroit	10-7 W	2-24-93	Buffalo	Tim Cheveldae
	1993-94 (2)	133.	Alexander Mogilny (10)	Winnipeg	6-0 W	11-19-93	Buffalo

# RECORD BOOK

## HAT TRICKS con't

1993-94 (2)	# 134.	Derek Plante	Tampa Bay	3-0 W	12-1-93	Tampa Bay	Daren Puppia
1994-95 (1)	135.	Donald Audette	Ottawa	7-0 W	3-30-95	Buffalo	Craig Billington
	136.	Donald Audette (2)	San Jose	7-2 W	11-8-95	Buffalo	Wade Flaherty
	137.	Jason Dawe	Montreal	7-6 W	1-6-96	Montreal	Jocelyn Thibault
1995-96 (3)	138.	Pat LaFontaine (6)	Florida	6-1 W	2-25-96	Buffalo	John Vanbiesbrouck
	139.	Michal Grosek	Vancouver	6-7 L	12-4-96	Buffalo	Mike Fountain
1996-97 (2)	140.	Miroslav Satan	N.Y. Rangers	5-1 W	4-4-97	Buffalo	Glenn Healy
	1997-98 (2)	# 141.	Jason Dawe (2)	Edmonton	4-4 T	11-10-97	Buffalo
1998-99 (2)	# 142.	Miroslav Satan (2)	Washington	3-0 W	3-1-98	Washington	Olaf Kolzig (2) Empty Net (1)
	1998-99 (2)	# 143.	Geoff Sanderson	Toronto	6-3 W	10-31-98	Toronto
1999-00 (2)	# 144.	Dixon Ward	N.Y. Rangers	4-2 W	11-25-98	Buffalo	Dan Cloutier
	1999-00 (2)	# 145.	Miroslav Satan (3)	Ottawa	7-4 W	1-8-00	Ottawa
2000-01 (2)	# 146.	Michael Pecca	N.Y. Rangers	3-6 L	2-25-00	Buffalo	Mike Richter
	2000-01 (2)	# 147.	J.P. Dumont	Boston	3-0 W	12-12-00	Boston
2001-02 (1)	# 148.	Steve Heinze	Vancouver	4-2 W	3-16-01	Buffalo	Bob Essensa
	2001-02 (1)	# 149.	J.P. Dumont (2)	Florida	5-3 W	11-12-01	Florida
2002-03 (3)	# 150.	Curtis Brown	Anaheim	4-0 W	12-4-02	Buffalo	Martin Gerber
	151.	Miroslav Satan (4)	NY Rangers	4-1 W	12-6-02	NY Rangers	Dan Blackburn
	152.	Taylor Pyatt	Montreal	4-1 W	3-28-03	Buffalo	Mathieu Garon
2003-04 (3)	153.	Maxim Afinogenov	Washington	7-1 W	12-31-03	Buffalo	Maxime Ouellet
	154.	Miroslav Satan (5)	Washington	7-1 W	12-31-03	Buffalo	Maxime Ouellet
	* 155.	Miroslav Satan (6)	Atlanta	7-2 W	2-16-04	Buffalo	Pasi Nurminen (1) Byron Dafeo (3)

### SABRE HAT TRICK LEADERS

Rick Martin (21), Gil Perreault (18), Danny Gare (10), Alexander Mogilny (10), Dave Andreychuk (9), Pat LaFontaine (6), Miroslav Satan (6), Rene Robert (5), Mike Foligno (5), Andre Savard (4), Jim Lorentz (3), Gerry Meehan (3), Craig Ramsay (3), Eddie Shack (3), Donald Audette (2), Real Cloutier (2), Jason Dawe (2), Rick Dudley (2), J.P. Dumont (2), Dale Hawerchuk (2), Tony McKegney (2), Lindy Ruff (2), Ray Sheppard (2), Pierre Turgeon (2), Maxim Afinogenov, Steve Atkinson, Curtis Brown, Adam Creighton, Paul Cyr, Michal Grosek, Gilles Hamel, Steve Heinze, Yuri Khmylev, Jerry Korab, Yvon Lambert, Don Luce, Sean McKenna, Wilf Paiement, Michael Pecca, Derek Plante, Taylor Pyatt, Jacques Richard, Geoff Sanderson, Rick Seiling, Fred Stanfield, Tony Tanti, John Tucker, John Van Boxmeer, Hannu Virta, Dixon Ward

### Hat Tricks by Defensemen

Phil Housley (2), Jerry Korab, Jim Schoenfeld, John Van Boxmeer, Hannu Virta

\* - indicates 4-goal game.

\*\* - indicates 5-goal game.

# - indicates three consecutive and uninterrupted goals (true or natural hat trick). Note: Alexander Mogilny's first three scores of a four-goal game at Winnipeg on 2-10-93 (6-2 W) were consecutive and uninterrupted.

Note: Figure in brackets for scorer indicates cumulative total with the Sabres.





## RECORD BOOK

### SABRES SHUTOUTS

SEASON	NO.	GOALTENDER	OPPONENT	SCORE	DATE	PLACE	SAVES
1970-71 (3)	1.	Roger Crozier	Minnesota	1-0	12-6-70	Buffalo	24
	2.	Joe Daley	California	3-0	2-12-71	Buffalo	26
	3.	Dave Dryden	Minnesota	5-0	3-14-71	Minnesota	35
1971-72 (2)	4.	Roger Crozier (2)	Los Angeles	2-0	12-2-71	Buffalo	31
	5.	Roger Crozier (3)	Vancouver	1-0	1-20-72	Buffalo	29
	6.	Roger Crozier (4)	Vancouver	6-0	10-19-72	Buffalo	31
1972-73 (6)	7.	Roger Crozier (5)	California	0-0	11-9-72	Buffalo	23
	8.	Roger Crozier (6)	Pittsburgh	1-0	11-12-72	Buffalo	18
	9.	Dave Dryden (2)	Toronto	4-0	12-17-72	Buffalo	21
	10.	Dave Dryden (3)	Philadelphia	2-0	1-7-73	Buffalo	35
	11.	Dave Dryden (4)	California	4-0	2-8-73	Buffalo	24
	12.	Dave Dryden (5)	St. Louis	1-0	1-13-74	Buffalo	18
1973-74 (1)	13.	Gary Bromley	St. Louis	2-0	10-26-74	St. Louis	21
1974-75 (7)	14.	Roger Crozier (7)	Atlanta	4-0	11-17-74	Buffalo	25
	15.	Gary Bromley (2)	Minnesota	5-0	12-8-74	Buffalo	14
	16.	Gary Bromley (3)	Washington	4-0	12-22-74	Washington	26
	17.	Roger Crozier (8)	California	4-0	1-15-75	California	26
	18.	Gary Bromley (4)	Kansas City	5-0	1-19-75	Buffalo	20
	19.	Roger Crozier (9)	Los Angeles	5-0	2-27-75	Buffalo	21
	20.	Roger Crozier (10)	Detroit	4-0	10-9-75	Buffalo	18
	21.	Gerry Desjardins	Boston	4-0	11-5-75	Buffalo	16
	22.	Gerry Desjardins (2)	Pittsburgh	6-0	1-11-76	Buffalo	28
1975-76 (3)	23.	Gerry Desjardins (3)	Vancouver	4-0	10-20-76	Buffalo	29
	24.	Gerry Desjardins (4)	St. Louis	5-0	11-10-76	Buffalo	38
	25.	Gerry Desjardins (5)	Colorado	3-0	1-16-77	Buffalo	21
	26.	Don Edwards	Chicago	3-0	2-16-77	Buffalo	23
	27.	Don Edwards (2)	Philadelphia	2-0	2-24-77	Buffalo	25
1977-78 (5)	28.	Don Edwards (3)	Montreal	4-0	10-30-77	Montreal	34
	29.	Don Edwards (4)	Vancouver	3-0	12-11-77	Buffalo	19
	30.	Don Edwards (5)	N.Y. Rangers	2-0	2-9-78	Buffalo	25
	31.	Don Edwards (6)	Los Angeles	5-0	2-16-78	Buffalo	29
	32.	Don Edwards (7)	Philadelphia	4-0	2-23-78	Buffalo	20
	33.	Don Edwards (8)	Toronto	1-0	10-19-78	Buffalo	19
1978-79 (2)	34.	Don Edwards (9)	Washington	2-0	11-11-78	Washington	25
	35.	Bob Sauve	Quebec	3-0	10-27-79	Quebec	19
1979-80 (6)	36.	Bob Sauve (2)	Chicago	0-0	10-31-79	Chicago	20
	37.	Bob Sauve (3)	Washington	2-0	12-2-79	Buffalo	20
	38.	Don Edwards (10)	Detroit	4-0	12-10-79	Buffalo	14
	39.	Bob Sauve (4)	Vancouver	3-0	2-3-80	Buffalo	22
	40.	Don Edwards (11)	Pittsburgh	9-0	2-7-80	Buffalo	25
	41.	Bob Sauve (5)	Edmonton	2-0	10-15-80	Buffalo	15
	42.	Don Edwards (12)	N.Y. Rangers	4-0	1-18-81	Buffalo	30
	43.	Don Edwards (13)	Winnipeg	4-0	2-1-81	Buffalo	23
1980-81 (5)	44.	Don Edwards (14)	Philadelphia	4-0	2-5-81	Philadelphia	31
	45.	Bob Sauve (6)	Calgary	4-0	3-4-81	Buffalo	24
	46.	Bob Sauve (7)	Quebec	0-0	2-5-83	Quebec	22
1981-82 (0)		None					
1982-83 (1)	47.	Tom Barrasso	Los Angeles	4-0	1-18-84	Los Angeles	30
1983-84 (2)	48.	Tom Barrasso (2)	New Jersey	6-0	3-24-84	New Jersey	24
	49.	Tom Barrasso (3)	Toronto	6-0	12-26-84	Buffalo	22
1984-85 (5)	50.	Tom Barrasso (4)	Winnipeg	4-0	12-28-84	Buffalo	14
	51.	Tom Barrasso (5)	Boston	3-0	1-10-85	Boston	20
	52.	Tom Barrasso (6)	Hartford	2-0	1-19-85	Hartford	14
	53.	Tom Barrasso (7)	Washington	4-0	3-2-85	Washington	23

## RECORD BOOK

### SABRES SHUTOUTS con't

SEASON	NO.	GOALTENDER	OPPONENT	SCORE	DATE	PLACE	SAVES	
1985-86 (4)	54.	Tom Barrasso (8)	Montreal	6-0	10-16-85	Montreal	25	
	55.	Daren Puppa	Edmonton	2-0	11-1-85	Edmonton	37	
	56.	Tom Barrasso (9)	Hartford	2-0	11-19-85	Hartford	23	
	57.	Jacques Cloutier	Philadelphia	1-0	3-27-86	Philadelphia	30	
	58.	Tom Barrasso (10)	Montreal	0-0	10-15-86	Buffalo	28	
1986-87 (2)	59.	Tom Barrasso (11)	Hartford	6-0	4-5-87	Buffalo	14	
	60.	Tom Barrasso (12)	St. Louis	3-0	2-16-88	St. Louis	25	
1987-88 (2)	61.	Tom Barrasso (13)	Boston	3-0	3-6-88	Buffalo	32	
	62.	Daren Puppa (2)	N.Y. Islanders	3-0	11-12-88	New York	34	
1988-89 (2)	63.	Clint Malarchuk	N.Y. Rangers	2-0	3-8-89	New York	32	
	64.	Daren Puppa (3)	Hartford	5-0	3-10-90	Hartford	31	
1989-90 (1)	65.	Clint Malarchuk (2)	Hartford	5-0	10-28-90	Buffalo	29	
	66.	Daren Puppa (4)	Chicago	5-0	12-28-90	Buffalo	33	
	67.	Daren Puppa (5)	Winnipeg	2-0	2-10-91	Winnipeg	24	
1990-91 (3)	68.	Tom Draper	Chicago	2-0	11-22-91	Buffalo	29	
	69.	Grant Fuhr	Winnipeg	6-0	11-19-93	Buffalo	22	
1991-92 (1)	70.	Dominik Hasek	Toronto	3-0	11-29-93	Toronto	24	
	71.	Dominik Hasek (2)	Tampa Bay	3-0	12-1-93	Tampa Bay	33	
	72.	Dominik Hasek (3)	Hartford	3-0	12-11-93	Hartford	25	
	73.	Dominik Hasek (4)	Los Angeles	2-0	12-17-93	Buffalo	27	
	74.	Dominik Hasek (5)	Montreal	5-0	12-23-93	Buffalo	25	
	75.	Dominik Hasek (6)	Anaheim	3-0	3-9-94	Anaheim	24	
	76.	Grant Fuhr (2)	Boston	5-0	4-1-94	Buffalo	31	
	77.	Dominik Hasek (7)	Montreal	1-0	4-8-94	Buffalo	31	
	1994-95 (5)	78.	Dominik Hasek (8)	Washington	1-0	2-2-95	Washington	33
		79.	Dominik Hasek (9)	Florida	3-0	3-24-95	Buffalo	28
		80.	Dominik Hasek (10)	Ottawa	7-0	3-30-95	Buffalo	35
	1995-96 (2)	81.	Dominik Hasek (11)	Florida	5-0	4-26-95	Buffalo	31
		82.	Dominik Hasek (12)	Montreal	2-0	5-1-95	Buffalo	32
1996-97 (5)	83.	Dominik Hasek (13)	Ottawa	6-0	11-19-95	Buffalo	31	
	84.	Dominik Hasek (14)	St. Louis	2-0	11-27-95	St. Louis	30	
1998-99 (10)	85.	Dominik Hasek (15)	Colorado	0-0	11-2-96	Colorado	32	
	86.	Dominik Hasek (16)	Tampa Bay	3-0	11-27-96	Tampa Bay	32	
	87.	Dominik Hasek (17)	Ottawa	3-0	11-29-96	Buffalo	31	
	88.	Dominik Hasek (18)	Boston	4-0	12-14-96	Boston	29	
	89.	Dominik Hasek (19)	New Jersey	0-0	12-23-96	New Jersey	37	
	90.	Dominik Hasek (20)	Boston	5-0	11-20-97	Boston	29	
	91.	Dominik Hasek (21)	Anaheim	4-0	12-3-97	Buffalo	29	
92.	Dominik Hasek (22)	Tampa Bay	4-0	12-5-97	Buffalo	38		
93.	Dominik Hasek (23)	Montreal	1-0	12-19-97	Buffalo	42		
1998-99 (13)	94.	Dominik Hasek (24)	N.Y. Rangers	2-0	12-21-97	New York	33	
	95.	Dominik Hasek (25)	N.Y. Rangers	3-0	12-26-97	Buffalo	28	
	96.	Dominik Hasek (26)	Ottawa	3-0	12-31-97	Buffalo	36	
	97.	Dominik Hasek (27)	Washington	3-0	3-1-98	Washington	36	
	98.	Dominik Hasek (28)	N.Y. Rangers	1-0	3-2-98	New York	33	
	99.	Dominik Hasek (29)	Pittsburgh	3-0	3-15-98	Buffalo	22	
	100.	Dominik Hasek (30)	Calgary	2-0	3-24-98	Calgary	29	
	101.	Dominik Hasek (31)	Edmonton	1-0	3-27-98	Edmonton	20	
	102.	Dominik Hasek (32)	Los Angeles	4-0	4-1-98	Buffalo	37	
	103.	Dominik Hasek (33)	Colorado	3-0	10-10-98	Colorado	32	
	104.	Dominik Hasek (34)	N.Y. Rangers	0-0	10-27-98	New York	16	
105.	Dominik Hasek (35)	Washington	2-0	11-12-98	Washington	23		
106.	Dominik Hasek (36)	Philadelphia	3-0	12-4-98	Buffalo	31		

THE RECORD BOOK







## EMPTY NET GOALS

Current Sabres Only

By Sabres	03-04	02-03	01-02	00-01	99-00	98-99
Maxim Afinogenov				1	1	
J.P. Dumont	1		2	1		
Jochen Hecht	1					
Ales Kotalik	1					
Mika Noronen	1					
Andrew Peters	1					
Taylor Pyatt	2		2			
Chris Taylor	1					
<b>Sabres Total</b>	<b>10</b>	<b>3</b>	<b>12</b>	<b>10</b>	<b>4</b>	<b>8</b>
<b>Opponents Total</b>	<b>4</b>	<b>8</b>	<b>9</b>	<b>3</b>	<b>6</b>	<b>4</b>

**2003-04 ENG by Opponents:** Fernando Pisani (EDM), Mike Ribeiro (MTL), Martin St. Louis (TB), Joe Nieuwendyk (TOR)

**2002-03 ENG by Opponents:** Rob DiMaio (DAL), Vaclav Prospal (TB), Marc Savard (ATL), Shawn Bates (NYI), Antti Laaksonen (MIN), Viktor Kozlov (FLA), Ville Nieminen (PIT), Dany Heatley (ATL)

**2001-02 ENG by Opponents:** Brendan Shannahan (DET), Tyler Wright (CBJ), Bobby Holik (NJ), Vitali Yachmenev (NSH), Jeff Toms (NYR), Ron Francis (CAR), Brian Smolinski (LA), Doug Weight (STL), Jason Blake (NYI)

**2000-01 ENG by Opponents:** Pavol Demitra (STL), Shawn McEachern (OTT), Robert Lang (PIT)

**1999-00 ENG by Opponents:** John LeClair (PHI), Pavel Bure (FLA), Petr Sykora (NJ), Scott Gomez (NJ), Petr Nedved (NYR), Sean Hill (CAR)

**1998-99 ENG by Opponents:** Brian Rolston (NJ), Jaromir Jagr (PIT), Sylvain Lefebvre (COL), Bill Guerin (EDM)

## PENALTY SHOTS

## GAME - MATCHUP

**Nov. 5, 1970 at Buffalo** - Paul Andrea vs. Vancouver's Dunc Wilson  
**Dec. 20, 1973 at Buffalo** - John Gould vs. Montreal's Michel Plasse  
**Jan. 31, 1974 at Philadelphia** - Rick Martin vs. Philadelphia's Bernie Parent  
**Jan. 25, 1975 at Montreal** - Rick Martin vs. Montreal's Michel Larocque  
**Feb. 2, 1975 at Buffalo** - Don Luce vs. Kansas City's Denis Herron  
**Oct. 19, 1975 at Buffalo** - Don Luce vs. Washington's Ron Low  
**Feb. 4, 1976 at Los Angeles** - Gil Perreault vs. Los Angeles' Rogie Vachon  
**Feb. 22, 1976 at Buffalo** - Rene Robert vs. Montreal's Ken Dryden  
**April 1, 1978 at Toronto** - Gil Perreault vs. Toronto's Mike Palmateer  
**Dec. 19, 1982 at Buffalo** - Brent Peterson vs. Quebec's Dan Bouchard  
**Nov. 25, 1983 at Buffalo** - Gil Perreault vs. Chicago's Murray Bannerman  
**Jan. 13, 1984 at Buffalo** - Brent Peterson vs. Edmonton's Grant Fuhr  
**Jan. 14, 1984 at Detroit** - Brent Peterson vs. Detroit's Greg Stefan  
**Oct. 31, 1984 at Buffalo** - John Tucker vs. Philadelphia's Pelle Lindbergh  
**Dec. 26, 1984 at Buffalo** - John Tucker vs. Toronto's Rick St. Croix  
**Nov. 22, 1986 at Quebec** - Dave Andreychuk vs. Quebec's Clint Malarchuk  
**Nov. 15, 1987 at Buffalo** - Christian Ruutu vs. Toronto's Ken Wregget  
**\*April 9, 1988 at Buffalo** - John Tucker vs. Boston's Andy Moog  
**Feb. 19, 1989 at Buffalo** - Mike Foligno vs. Detroit's Glen Hanlon  
**Oct. 17, 1990 at Buffalo** - Pierre Turgeon vs. Montreal's Patrick Roy  
**Oct. 12, 1991 at Quebec** - Dave McLlwain vs. Quebec's Ron Tugnutt  
**Jan. 10, 1992 at Buffalo** - Alexander Mogilny vs. Edmonton's Bill Ranford  
**Feb. 7, 1992 at Buffalo** - Dave Andreychuk vs. Minnesota's Darcy Wakaluk  
**Nov. 11, 1992 at Buffalo** - Brad May vs. Boston's Andy Moog  
**Nov. 29, 1992 at Ottawa** - Pat LaFontaine vs. Ottawa's Peter Sidorkiewicz  
**Dec. 17, 1993 at Buffalo** - Alexander Mogilny vs. Los Angeles' Robb Stauber  
**Jan. 11, 1994 at Chicago** - Randy Wood vs. Chicago's Jeff Hackett  
**Feb. 10, 1994 at Boston** - Wayne Presley vs. Boston's Vincent Riendeau  
**Oct. 22, 1995 at Buffalo** - Dave Hannan vs. St. Louis' Grant Fuhr

## RESULT

unsuccessful  
 unsuccessful  
 goal  
 unsuccessful  
 unsuccessful  
 unsuccessful  
 unsuccessful  
 unsuccessful  
 goal  
 unsuccessful  
 unsuccessful  
 goal  
 unsuccessful  
 unsuccessful  
 goal  
 unsuccessful  
 goal  
 unsuccessful  
 goal  
 unsuccessful  
 unsuccessful  
 goal  
 goal  
 unsuccessful  
 goal  
 unsuccessful  
 unsuccessful

## PENALTY SHOTS con't

## GAME - MATCHUP

**Feb. 3, 1996 at Boston** - Randy Burridge vs. Boston's Bill Ranford  
**Nov. 21, 1996 at Buffalo** - Donald Audette vs. Toronto's Felix Potvin  
**April 11, 1998 at Ottawa** - Dixon Ward vs. Ottawa's Damien Rhodes  
**Oct. 9, 1999 at Atlanta** - Miroslav Satan vs. Atlanta's Damien Rhodes  
**Dec. 28, 1999 at Buffalo** - Miroslav Satan vs. Detroit's Ken Wregget  
**March 4, 2000 at NY Islanders** - Miroslav Satan vs. NY Islanders Kevin Weekes  
**Nov. 3, 2001 at Ottawa** - Miroslav Satan vs. Ottawa's Patrick Lalime  
**Nov. 19, 2001 at Atlanta** - Tim Connolly vs. Atlanta's Milan Hnilincka  
**Feb. 15, 2003 at Buffalo** - Miroslav Satan vs. NY Rangers Mike Dunham

**Shots For:** 38 **Goals For:** 12 **Unsuccessful:** 26

\* - indicates a playoff game

## OPPONENTS PENALTY SHOTS

## GAME - MATCHUP

**Oct. 20, 1971 at Toronto** - Paul Henderson of Toronto vs. Roger Crozier  
**Nov. 12, 1972 at Buffalo** - Lowell McDonald of Pittsburgh vs. Roger Crozier  
**March 9, 1973 at Vancouver** - Andre Boudrias of Vancouver vs. Roger Crozier  
**Nov. 13, 1974 at Montreal** - Steve Shutt of Montreal vs. Gary Bromley  
**Dec. 5, 1974 at Buffalo** - Tommy Williams of Washington vs. Gary Bromley  
**Jan. 23, 1975 at Buffalo** - Pierre Jarry of Detroit vs. Roger Crozier  
**Feb. 22, 1981 at Buffalo** - Steve Shutt of Montreal vs. Don Edwards  
**Dec. 17, 1981 at Philadelphia** - Behn Wilson of Philadelphia vs. Don Edwards  
**March 29, 1983 at Hartford** - Blaine Stoughton of Hartford vs. Bob Sauve  
**March 9, 1984 at Buffalo** - Marcel Dionne of Los Angeles vs. Tom Barrasso  
**Jan. 5, 1985 at N.Y. Islanders** - Bryan Trottier of N.Y. Islanders vs. Tom Barrasso  
**Jan. 24, 1991 at Chicago** - Dave Manson of Chicago vs. Darcy Wakaluk  
**Jan. 29, 1992 at Detroit** - Steve Yzerman of Detroit vs. Daren Puppa  
**March 3, 1992 at Quebec** - Mats Sundin of Quebec vs. Tom Draper  
**March 8, 1992 at Buffalo** - Marty McInnis of N.Y. Islanders vs. Tom Draper  
**March 17, 1992 at Minnesota** - Ulf Dahlen of Minnesota vs. Daren Puppa  
**March 10, 1993 at Quebec** - Alexei Gusarov of Quebec vs. Grant Fuhr  
**March 8, 1995 at Montreal** - Mark Recchi of Montreal vs. Dominik Hasek  
**March 23, 1996 at Pittsburgh** - Mario Lemieux of Pittsburgh vs. Dominik Hasek  
**Feb. 27, 1997 at New Jersey** - John MacLean of New Jersey vs. Dominik Hasek  
**March 8, 1997 at Montreal** - Vincent Damphousse of Montreal vs. Dominik Hasek  
**April 10, 1997 at Boston** - Jason Allison of Boston vs. Dominik Hasek  
**\*May 11, 1997 at Buffalo** - Eric Lindros of Philadelphia vs. Steve Shields  
**Oct. 7, 1997 at Buffalo** - Jere Lehtinen of Dallas vs. Dominik Hasek  
**\*May 29, 1999 at Toronto** - Mats Sundin of Toronto vs. Dominik Hasek  
**Jan. 6, 2000 at Buffalo** - Petr Sykora of New Jersey vs. Dwayne Roloson  
**Jan. 8, 2000 at Ottawa** - Daniel Alfredsson of Ottawa vs. Martin Biron  
**March 4, 2000 at NY Islanders** - Olli Jokinen of NY Islanders vs. Dominik Hasek  
**\*April 16, 2000 at Buffalo** - Eric Desjardins of Philadelphia vs. Dominik Hasek  
**Nov. 3, 2002 at Buffalo** - Dainius Zubrus of Montreal vs. Dominik Hasek  
**Feb. 1, 2001 at Tampa Bay** - Mike Johnson of Tampa Bay vs. Martin Biron  
**\*April 11, 2001 at Philadelphia** - Mark Recchi of Philadelphia vs. Dominik Hasek  
**\*May 2, 2001 at Pittsburgh** - Martin Straka of Pittsburgh vs. Dominik Hasek  
**Dec. 13, 2002 vs. Chicago** - Alexei Zhannov of Chicago vs. Martin Biron  
**Nov. 5, 2003 vs. Atlanta** - Patrik Stefan of Atlanta vs. Martin Biron

**Shots Against:** 35 **Goals Against:** 15 **Unsuccessful:** 20  
 \* - indicates a playoff game

RESULT  
 unsuccessful  
 unsuccessful  
 goal  
 goal  
 unsuccessful  
 unsuccessful  
 unsuccessful  
 goal  
 goal

RESULT  
 unsuccessful  
 unsuccessful  
 goal  
 unsuccessful  
 unsuccessful  
 unsuccessful  
 goal  
 goal  
 goal  
 unsuccessful  
 unsuccessful  
 goal  
 goal  
 unsuccessful  
 unsuccessful  
 goal  
 goal  
 unsuccessful  
 unsuccessful  
 goal  
 goal  
 unsuccessful  
 unsuccessful  
 goal  
 goal  
 unsuccessful  
 unsuccessful  
 goal  
 goal  
 unsuccessful  
 unsuccessful  
 goal  
 goal



# RECORD BOOK

## YEARLY WON-LOST RECORDS GOALTENDERS

YEAR	GOALTENDER	W	L	T	YEAR	GOALTENDER	W	L	T
1970-71	Roger Crozier	9	20	7	1988-89	Tom Barrasso	2	7	0
	Joe Daley	12	16	8		Jacques Cloutier	15	14	0
	Dave Dryden	3	3	0		Clint Malarchuk	3	1	1
1971-72	Roger Crozier	13	34	14		Daren Puppa	17	10	6
	Dave Dryden	3	9	5		Darcy Wakaluk	1	3	0
1972-73	Roger Crozier	23	13	7	1989-90	Clint Malarchuk	14	11	2
	Dave Dryden	14	13	7		Daren Puppa	31	16	6
	Rocky Farr	0	1	0	1990-91	David Littman	0	0	0
1973-74	Gary Bromley	3	5	3		Clint Malarchuk	12	14	10
	Roger Crozier	4	5	0		Daren Puppa	15	11	6
	Dave Dryden	23	20	8		Darcy Wakaluk	4	5	3
	Rocky Farr	2	4	1	1991-92	Tom Draper	10	9	5
1974-75	Gary Bromley	26	11	11		David Littman	0	1	0
	Roger Crozier	17	2	1		Clint Malarchuk	10	13	3
	Gerry Desjardins	6	2	1		Daren Puppa	11	14	4
	Rocky Farr	0	1	2	1992-93	Tom Draper	5	6	0
1975-76	Gary Bromley	0	1	0		Grant Fuhr	11	15	2
	Roger Crozier	8	2	5		Dominik Hasek	11	10	4
	Gerry Desjardins	29	15	11		Daren Puppa	11	5	4
	Al Smith	9	3	2	1993-94	Grant Fuhr	13	12	3
1976-77	Gerry Desjardins	31	12	6		Dominik Hasek	30	20	6
	Don Edwards	16	7	2	1994-95	Grant Fuhr	1	2	0
	Bob Sauve	1	2	0		Dominik Hasek	19	14	7
	Al Smith	0	3	0	1995-96	Robb Stauber	2	3	0
1977-78	Gerry Desjardins	0	1	0		Martin Biron	0	2	0
	Don Edwards	38	16	17		John Blue	2	2	0
	Bob Sauve	6	2	0		Dominik Hasek	22	30	6
1978-79	Don Edwards	26	18	9		Steve Shields	1	0	0
	Randy Ireland	0	0	0		Andrei Trefilov	8	8	1
	Bob Sauve	10	10	7	1996-97	Dominik Hasek	37	20	10
1979-80	Don Edwards	27	9	12		Steve Shields	3	8	2
	Bob Sauve	20	8	4		Andrei Trefilov	0	2	0
1980-81	Don Edwards	23	10	12	1997-98	Dominik Hasek	33	23	13
	Bob Sauve	16	10	9		Steve Shields	3	6	4
1981-82	Jacques Cloutier	5	1	0	1998-99	Martin Biron	1	2	1
	Don Edwards	26	23	9		Dominik Hasek	30	18	14
	Paul Harrison	2	1	1	1999-00	Dwayne Roloson	6	8	2
	Bob Sauve	6	1	5		Martin Biron	19	18	2
1982-83	Jacques Cloutier	10	7	6		Dominik Hasek	15	11	6
	Phil Myre	3	2	0		Dwayne Roloson	1	7	3
	Bob Sauve	25	20	7	2000-01	Dominik Hasek	37	24	4
1983-84	Tom Barrasso	26	12	3		Martin Biron	7	7	1
	Bob Sauve	22	13	4		Mika Noronen	2	0	0
1984-85	Tom Barrasso	25	18	10	2001-02	Martin Biron	31	28	10
	Jacques Cloutier	0	0	1		Mika Noronen	4	3	1
	Bob Sauve	13	10	3	2002-03	Bob Essensa	0	5	0
1985-86	Tom Barrasso	29	24	5		Martin Biron	17	28	6
	Jacques Cloutier	5	9	1		Ryan Miller	6	8	1
	Daren Puppa	0	2	1	2003-04	Mika Noronen	4	9	3
1986-87	Tom Barrasso	17	23	2		Martin Biron	26	18	5
	Jacques Cloutier	11	19	5		Mika Noronen	11	17	2
	Daren Puppa	0	2	1		Ryan Miller	0	3	0
1987-88	Tom Barrasso	25	18	8					
	Jacques Cloutier	4	8	2					
	Daren Puppa	8	6	1					





CAREER LEADERS

Games Played Tot.
Gil Perreault 1,191
Craig Ramsay 1,070
Mike Ramsey 911
Rob Ray 889
Bill Hajt 854
Dave Andreychuk 837
Don Luce 766
Alexei Zhitnik 712
Rick Martin 681
Ric Seiling 664
Mike Foligno 664

Goals Tot.
Gil Perreault 512
Rick Martin 382
Dave Andreychuk 368
Danny Gare 267
Craig Ramsay 252
Mike Foligno 247
Miroslav Satan 224
Rene Robert 222
Don Luce 216
Alexander Mogilny 211

Assists Tot.
Gil Perreault 814
Dave Andreychuk 436
Craig Ramsay 420
Phil Housley 380
Rene Robert 330
Rick Martin 313
Don Luce 310
Dale Hawerchuk 275
Mike Foligno 264
Mike Ramsey 256

Points Tot.
Gil Perreault 1,326
Dave Andreychuk 804
Rick Martin 695
Craig Ramsay 672
Phil Housley 558
Rene Robert 552
Don Luce 526
Mike Foligno 511
Danny Gare 500
Miroslav Satan 456

Penalty Minutes Tot.
Rob Ray 3,189
Mike Foligno 1,450
Larry Playfair 1,390
Brad May 1,323
Matthew Barnaby 1,248
Lindy Ruff 1,126
Jim Schoenfeld 1,025
Mike Ramsey 924
Mike Hartman 890
Jerry Korab 870

Game-Winning Goals Tot.
Gil Perreault 81
Rick Martin 47
Mike Foligno 43
Danny Gare 35
Dave Andreychuk 38
Miroslav Satan 33
Rene Robert 32
Craig Ramsay 32
Don Luce 30
Donald Audette 30

Power-Play Goals Tot.
Dave Andreychuk 160
Gil Perreault 128
Rick Martin 112
Alexander Mogilny 78
Miroslav Satan 74
Danny Gare 66
Pat LaFontaine 66
Donald Audette 65
Phil Housley 61
Mike Foligno 61

Short-Handed Goals Tot.
Craig Ramsay 27
Don Luce 21
Miroslav Satan 15
Michael Peca 14
Wayne Presley 11
Ric Seiling 9
Dave Hannan 8
Dave Andreychuk 8
Gilles Hamel 8
Christian Ruutu 8
Bob Sweeney 8
Andre Savard 7
Dixon Ward 7

Game-Tying Goals Tot.
Danny Gare 21
Rick Martin 20
Gil Perreault 16
Craig Ramsay 15
Rene Robert 10
Don Luce 10
Mike Foligno 8
Dave Andreychuk 8
Gerry Meehan 7
Ric Seiling 6
Larry Playfair 6

Hat Tricks Tot.
Rick Martin 21
Gil Perreault 18
Danny Gare 10
Alexander Mogilny 10
Dave Andreychuk 9
Pat LaFontaine 6
Miroslav Satan 6
Rene Robert 5
Mike Foligno 5
Andre Savard 4
Four tied at 3

SINGLE SEASON LEADERS

+47 Jocelyn Guevremont (1975-76)
+44 Craig Ramsay (1975-76)
+41 Jerry Korab (1974-75)
+40 Danny Gare (1974-75)
+40 Jim Schoenfeld (1975-76)
+40 Tony McKegney (1979-80)
+40 John Van Boxmeer (1979-80)

Most Power-Play Goals in a Season
28 Dave Andreychuk (1991-92)
27 Alexander Mogilny (1992-93)
23 Pat LaFontaine (1991-92)
21 Rick Martin (1974-75)
20 Pat LaFontaine (1992-93)
20 Dave Andreychuk (1992-93)
19 Pierre Turgeon (1988-89)
19 Rick Martin (1971-72)
18 Rick Martin (1975-76)
18 Dave Andreychuk (1989-90)

Most Short-Handed Goals in a Season
8 Don Luce (1974-75)
7 Craig Ramsay (1974-75)
6 Michael Peca (1996-97)
5 Michael Peca (1997-98)
5 Wayne Presley (1994-95)
5 Wayne Presley (1993-94)
5 Craig Ramsay (1977-78)
4 Dave Snuggerud (1990-91)
4 Don Luce (1980-81)
4 Curtis Brown (2002-03)

Most Game-Winning Goals in a Season
11 Alexander Mogilny (1992-93)
11 Danny Gare (1979-80)
10 Pierre Turgeon (1989-90)
9 Gil Perreault (1976-77)
8 Michael Peca (1998-99)
8 Gil Perreault (1974-75)
7 15 tied

Most Game-Tying Goals in a Season
6 Danny Gare (1977-78)
4 Danny Gare (1978-79)
4 Danny Gare (1975-76)
4 Rick Martin (1971-72)
3 several players tied

Most Shots in a Season
360 Alexander Mogilny (1992-93)
337 Dave Andreychuk (1991-92)
327 Rick Martin (1975-76)
320 Rick Martin (1973-74)
306 Pat LaFontaine (1992-93)
303 Danny Gare (1975-76)
301 Rick Martin (1974-75)
299 Rick Martin (1972-73)
274 Danny Gare (1974-75)
273 Rene Robert (1975-76)

Best Shooting Percentage (50+ GP)
24.4 Peter McNab (1974-75)
24.2 Mikko Makela (1990-91)
23.1 Yvon Lambert (1981-82)
23.0 Craig Ramsay (1978-79)
22.9 Kevin Maguire (1988-89)
22.7 Pat LaFontaine (1991-92)
22.2 Gil Perreault (1979-80)

22.0 Ray Sheppard (1987-88)
21.8 Craig Ramsay (1980-81)
21.4 Gil Perreault (1977-78)
21.4 Ric Seiling (1980-81)

Most Penalty Minutes in a Season
354 Rob Ray (1991-92)
350 Rob Ray (1990-91)
335 Matthew Barnaby (1995-96)
316 Mike Hartman (1988-89)
309 Brad May (1991-92)
305 Gord Donnelly (1991-92)
295 Brad May (1995-96)
289 Matthew Barnaby (1997-98)
287 Rob Ray (1995-96)
286 Rob Ray (1996-97)

Most Hat Tricks in a Season
7 Rick Martin (1975-76)
7 Alexander Mogilny (1992-93)
4 Rick Martin (1973-74)
4 Gil Perreault (1977-78)
4 Pat LaFontaine (1991-92)
3 Gil Perreault (1974-75)

Most Hat Tricks in a Season con't
3 Danny Gare (1975-76)
3 Rene Robert (1976-77)
3 Dave Andreychuk (1987-88)
3 Eddie Shack (1970-71)

Most Games by a Goalie
72 Martin Biron (2001-02)
72 Dominik Hasek (1997-98)
72 Don Edwards (1977-78)
67 Dominik Hasek (2000-01)
67 Dominik Hasek (1996-97)
64 Dominik Hasek (1998-99)
63 Roger Crozier (1971-72)
62 Don Edwards (1981-82)
60 Tom Barrasso (1985-86)
59 Dominik Hasek (1995-96)
58 Dominik Hasek (1993-94)

Most Minutes by a Goalie
4,220 Dominik Hasek (1997-98)
4,209 Don Edwards (1977-78)
4,085 Martin Biron (2001-02)
4,037 Dominik Hasek (1996-97)
3,904 Dominik Hasek (2000-01)
3,817 Dominik Hasek (1998-99)
3,654 Roger Crozier (1971-72)
3,561 Tom Barrasso (1985-86)
3,500 Don Edwards (1981-82)
3,417 Dominik Hasek (1995-96)
3,358 Dominik Hasek (1993-94)

Most Wins by a Goalie
38 Don Edwards (1977-78)
37 Dominik Hasek (1996-97)
37 Dominik Hasek (2000-01)
33 Dominik Hasek (1997-98)
31 Gerry Desjardins (1976-77)
31 Daren Puppa (1989-90)
31 Martin Biron (2001-02)
30 Dominik Hasek (1993-94)
29 Gerry Desjardins (1975-76)
29 Tom Barrasso (1985-86)
27 Don Edwards (1979-80)





**SINGLE SEASON LEADERS**

**Most Losses by a Goalie**

34	Roger Crozier (1971-72)
30	Dominik Hasek (1995-96)
	Martin Biron (2002-03)
30	Martin Biron (2001-02)
24	Dominik Hasek (2000-01)
24	Tom Barrasso (1985-86)
23	Dominik Hasek (1997-98)
23	Don Edwards (1981-82)
23	Tom Barrasso (1986-87)
20	Dominik Hasek (1996-97)
20	Dominik Hasek (1993-94)
20	Bob Sauve (1982-83)
20	Dave Dryden (1973-74)

**Best Save Percentage (25+ GP)**

.937	Dominik Hasek (1998-99)
.932	Dominik Hasek (1997-98)
.930	Dominik Hasek (1996-97)
.930	Dominik Hasek (1994-95)
.930	Dominik Hasek (1993-94)
.921	Dominik Hasek (2000-01)
.920	Martin Biron (2001-02)
.920	Dominik Hasek (1995-96)
.919	Dominik Hasek (1999-00)
.913	Martin Biron (2003-04)
.909	Martin Biron (1999-00)

**Lowest Goals Against Ave. (25+ GP)**

1.87	Dominik Hasek (1998-99)
1.95	Dominik Hasek (1993-94)
2.09	Dominik Hasek (1997-98)
2.11	Dominik Hasek (2000-01)
2.11	Dominik Hasek (1994-95)
2.21	Dominik Hasek (1999-00)
2.22	Martin Biron (2001-02)
2.27	Dominik Hasek (1996-97)
2.36	Bob Sauve (1979-80)
2.42	Martin Biron (1999-00)
2.51	Don Edwards (1976-77)

**Most Shots Faced By A Goalie**

2,190	Roger Crozier (1971-72)
2,177	Dominik Hasek (1996-97)
2,149	Dominik Hasek (1997-98)
2,011	Dominik Hasek (1995-96)
1,970	Don Edwards (1977-78)
1,877	Dominik Hasek (1998-99)
1,781	Martin Biron (2001-02)
1,778	Tom Barrasso (1985-86)
1,726	Dominik Hasek (2000-01)
1,722	Don Edwards (1981-82)
1,658	Tom Barrasso (1987-88)

**Most Goals by a Defenseman**

29	Phil Housley (1987-88)
26	Phil Housley (1988-89)
24	Phil Housley (1983-84)
21	Phil Housley (1986-87)
21	Phil Housley (1989-90)
18	John Van Boxmeer (1980-81)
15	Alexei Zhitnik (1997-98)
14	Richard Smehlik (1993-94)
14	John Van Boxmeer (1981-82)
14	Jerry Korab (1976-77)

**Most Assists by a Defenseman**

60	Phil Housley (1989-90)
----	------------------------

54	John Van Boxmeer (1981-82)
51	John Van Boxmeer (1980-81)
46	Phil Housley (1986-87)
45	Doug Bodger (1992-93)
44	Garry Galley (1995-96)
44	Jerry Korab (1974-75)
44	Phil Housley (1988-89)
42	Richie Dunn (1980-81)
40	five players tied

**Most Points by a Defenseman**

81	Phil Housley (1989-90)
70	Phil Housley (1988-89)
69	John Van Boxmeer (1980-81)
68	John Van Boxmeer (1981-82)
67	Phil Housley (1986-87)
66	Phil Housley (1987-88)
64	Phil Housley (1983-84)
56	Jerry Korab (1974-75)
54	Garry Galley (1995-96)
54	Doug Bodger (1992-93)

**Most Goals by a Rookie**

44	Rick Martin (1971-72)
38	Gil Perreault (1970-71)
38	Ray Sheppard (1987-88)
31	Danny Gare (1974-75)
31	Donald Audette (1991-92)
22	John Tucker (1984-85)
22	Peter McNab (1974-75)
22	Christian Ruuttu (1986-87)
21	Derek Plante (1993-94)
21	Ales Kotalik (2002-03)

**Most Assists by a Rookie**

47	Phil Housley (1982-83)
43	Christian Ruuttu (1986-87)
38	Calle Johansson (1987-88)
36	J.F. Sauve (1981-82)
35	Derek Plante (1993-94)
34	Gil Perreault (1970-71)
31	Danny Gare (1974-75)
30	Benoit Hogue (1988-89)
30	Rick Martin (1971-72)
28	Alexander Mogilny (1989-90)
28	Pierre Turgeon (1987-88)

**Most Points by a Rookie**

74	Rick Martin (1971-72)
72	Gil Perreault (1970-71)
66	Phil Housley (1982-83)
65	Ray Sheppard (1987-88)
65	Christian Ruuttu (1986-87)
62	Danny Gare (1974-75)
56	Derek Plante (1993-94)
55	J.F. Sauve (1981-82)
49	John Tucker (1984-85)
48	Donald Audette (1991-92)

**Most Penalty Minutes by a Rookie**

309	Brad May (1991-92)
178	Jim Schoenfeld (1972-73)
168	Doug Barrie (1970-71)
162	Kevin Maguire (1987-88)
151	Andrew Peters (2003-04)
120	Benoit Hogue (1988-89)
115	Bob Halkidis (1985-86)
108	Steve Dykstra (1985-86)
106	Matthew Barnaby (1993-94)
104	Bob Boughner (1995-96)

**ONE GAME RECORDS**

**Greatest Margin**

<b>Winning</b>	12	(14-2 win 12-21-75 vs. Washington)
<b>Losing</b>	9	(11-2 loss 11-7-70 at Montreal (9-0 loss 3-13-71 at St. Louis (9-0 loss 10-10-81 at Montreal (9-0 loss 12-22-87 at Boston (9-0 loss 11-5-88 at Calgary (9-0 loss 12-6-88 at Hartford)

**Tie Score**

<b>Highest</b>	8-8	(1-15-92 at New Jersey (11-9-72 vs. California (10-31-79 at Chicago (2-5-83 at Quebec (10-15-86 vs. Montreal (11-2-96 at Colorado (12-23-96 at New Jersey (10-27-98 at N.Y. Rangers (12-8-99 vs. Ottawa) (1-13-00 at Boston)
<b>Lowest</b>	0-0	

**SCORING**

**Most Goals**

<b>For</b>	14	(14-4 win 3-19-81 vs. Toronto (14-2 win 12-21-75 vs. Washington)
<b>Against</b>	11	(11-2 loss 11-7-70 at Montreal)
<b>Combine</b>	18	(14-4 win 3-19-81 vs. Toronto)

**Most Goals in One Period**

<b>For</b>	9	(3-19-81 vs. Toronto)
<b>Allowed</b>	7	(11-7-70 at Montreal)
<b>Combine</b>	12	(3-19-81, at Buffalo, 9 and Toronto, 3)

**Most Buffalo Points**

<b>Game</b>	40	(12-21-75 vs. Washington)
<b>Period</b>	23	(12-21-75 vs. Washington (3-19-81 vs. Toronto)

**Most Points in One Period**

<b>Combine</b>	31	(3-19-81, at Buffalo, 23 and Toronto, 8)
----------------	----	--

**Fastest Two Goals**

<b>For</b>	:04	(Lee Fogolin and Don Luce, 10-17-74 vs. California)
<b>Against</b>	:07	(Larry DePalma and Dave Snuggerud, 11-5-92 at San Jose (Marcel Dionne and Hartland Monahan, 1-11-78 vs. Los Angeles (Jim Moxey and Wayne Merrick, 2-1-76 at California)
<b>Combine</b>	:04	(Marian Stastny/Que. and Dale McCourt/Buf., 1-2-82 at Quebec)

**Fastest Three Goals**

<b>For</b>	:39	(Pat LaFontaine, Wayne Presley and Donald Audette, 3-22-92 at Chicago)
<b>Against</b>	:34	(Danny Gare twice and Bob Manno, 10-26-84 at Detroit)
<b>Combine</b>	:18	(Jim Moxey/Cal., Wayne Merrick/Cal. and Danny Gare/Buf., 2-1-76 at California)

**Fastest Two Goals by One Player**

<b>For</b>	:10	(Derek Plante, 12-20-96 vs. Los Angeles (Danny Gare, 11-8-80 at Washington)
<b>Against</b>	:10	(Darryl Sittler, 2-19-72 at Toronto)

**Fastest Three Goals by One Player**

<b>For</b>	3:49	(Don Luce, 12-22-74 at Washington)
<b>Against</b>	4:55	(Rick Kehoe, 3-10-76 at Pittsburgh)

**Fastest Goal from Opening Face-off**

<b>For</b>	:05	(Alexander Mogilny, 12-21-91 vs. Toronto)
<b>Against</b>	:09	(Yvon Cournoyer, 12-22-1973 at Montreal (Jim Wiemer, 3-27-85 vs. N.Y. Rangers)

**Fastest Buffalo Goals from Start of Period**

<b>One Goal</b>	:05	(Alexander Mogilny, 12-21-91 vs. Toronto)
<b>Two Goals</b>	:31	(Rene Robert and Rick Martin, 1-10-74 at N.Y. Rangers)





## SHOTS ON GOAL

<b>Sabres Shots</b>		
<b>Most</b>	58	(2-2-75 vs. Kansas City)
<b>Fewest</b>	12	(3-21-97 at Washington) (11-9-88 vs. Calgary) (4-10-99 at Ottawa)

<b>Opponent Shots</b>		
<b>Most</b>	72	(12-10-70 at Boston)
<b>Fewest</b>	8	(3-21-76 vs. Kansas City)

<b>Sabres and Opponents Shots Combined</b>		
<b>Most</b>	100	(12-10-70 vs. Boston)
<b>Fewest</b>	33	(10-15-83 vs. Boston)

<b>Greatest Margin of Shots Favoring</b>		
<b>Sabres</b>	37	(3-3-82 vs. Hartford, 52-15)
<b>Opp.</b>	44	(12-10-70 vs. Boston, 72-28)

<b>Sabres Shots in One Period</b>		
<b>Most</b>	26	(2-25-78 vs. Cleveland)
<b>Fewest</b>	0	(2-19-81 at Montreal) (1-16-99 at Ottawa)

<b>Shots Allowed in One Period</b>		
<b>Most</b>	30	(12-10-70 at Boston)
<b>Fewest</b>	0	(3-21-76 vs. Kansas City)

<b>Sabres and Opponents Shots Combined in One Period</b>		
<b>Most</b>	41	(2-2-75 vs. Kansas City) (3-14-72 vs. Minnesota)
<b>Fewest</b>	5	(12-23-72 vs. Los Angeles) (1-13-74 vs. St. Louis)

<b>Most Shots in Overtime Period</b>		
<b>Sabres</b>	9	(2-1-00 vs. Anaheim)
<b>Opp.</b>	10	(2-16-96 vs. New Jersey)
<b>Combine</b>	11	(11-21-90 vs. N.Y. Rangers) (2-16-96 vs. New Jersey) (12-12-97 vs. Carolina)

## PENALTY MINUTES

<b>Most Penalty Minutes</b>		
<b>Sabres</b>	188	(3-31-92 at Minnesota)
<b>Opp.</b>	172	(3-31-92 at Minnesota)
<b>Combine</b>	360	(3-31-92 at Minnesota)

## OPPONENTS ONE-GAME

<b>Most Goals by Opposing Player</b>		
<b>Game</b>	4	Rosaire Paiement (2-9-71 at Vancouver) Bob Schmautz (11-19-72 at Vancouver) Phil Esposito (1-14-73 at Boston) Mark Napier (12-3-80 vs. Montreal) Wendel Clark (10-11-86 at Toronto) Joe Nieuwendyk (12-13-87 vs. Calgary) Joe Sakic (4-14-92 at Quebec) Brian Bellows (2-27-93 at Montreal) Peter Bondra (4-3-96 vs. Washington) Jaroslav Svejkovsky (4-13-97 vs. Washington)

<b>Most Assists by Opposing Player</b>		
<b>Game</b>	5	Doug Gilmour (11-5-88 at Calgary) Keith Tkachuk (2-23-01 vs. Phoenix)

<b>Most Points by Opposing Player</b>		
<b>Game</b>	6	John Bucyk (12-10-70 at Boston, 2 goals, 4 assists) Garry Unger (3-13-71 at St. Louis, 3 goals, 3 assists) Bernie Nicholls (11-22-87 vs. Los Angeles, 3 goals, 3 assists) Hakan Loob (3-12-88 at Calgary, 3 goals, 3 assists) Kevin Dineen (4-15-93 vs. Philadelphia, 3 goals, 3 assists)

<b>Most Saves in Shutout by Opposing Player</b>		
<b>Game</b>	39	Glenn Healy (2-4-90 vs. N.Y. Islanders) Darcy Wakaluk (2-7-92 vs. Minnesota)

<b>Least Saves in Shutout by Opposing Player</b>		
<b>Game</b>	14	Phil Myre (10-15-70 vs. Montreal)

## INDIVIDUAL RECORDS

## SERVICE

<b>Most Seasons</b>		
<b>Career</b>	17	Gil Perreault (1970-71 to 1986-87)

<b>Most Games Played Overall</b>		
<b>Career</b>	1,191	Gil Perreault (1970-71 to 1986-87)
<b>Season</b>	84	Pat LaFontaine (1992-93) Brad May (1993-94) Richard Smehlik (1993-94) Randy Wood (1993-94)

<b>Most Consecutive Games Played</b>		
<b>Career</b>	776	Craig Ramsay (3-27-73 to 2-10-83)

<b>Most Games Played by Left Wing</b>		
<b>Career</b>	1,070	Craig Ramsay (1971-72 to 1984-85)
<b>Season</b>	84	Brad May (1993-94) Randy Wood (1993-94)

<b>Most Games Played by Center</b>		
<b>Career</b>	1,191	Gil Perreault (1970-71 to 1986-87)
<b>Season</b>	84	Pat LaFontaine (1992-93)

<b>Most Games Played by Right Wing</b>		
<b>Career</b>	889	Rob Ray (1989-90-2002-03)
<b>Season</b>	81	Jason Dawe (1996-97) Miroslav Satan (1998-99)

<b>Most Games Played by Defenseman</b>		
<b>Career</b>	911	Mike Ramsey (1979-80 to 1992-93)
<b>Season</b>	84	Richard Smehlik (1993-94)

## GOALS

<b>Most Goals Overall</b>		
<b>Career</b>	512	Gil Perreault (1970-71 to 1986-87)
<b>Season</b>	76	Alexander Mogilny (1992-93)
<b>Game</b>	5	Dave Andreychuk (2-6-86 at Boston)

<b>Most Consecutive Goal-Scoring Games</b>		
<b>Season</b>	8	Alexander Mogilny (12-15-92 to 1-3-93) Mike Foligno (12-28-84 to 1-12-85) Miroslav Satan (12-19-98 to 1-2-99)

<b>Most Goals by Left Wing</b>		
<b>Career</b>	382	Rick Martin (1971-72 to 1980-81)
<b>Season</b>	52	Rick Martin (1973-74; 1974-75)
<b>Game</b>	5	Dave Andreychuk (2-6-86 at Boston)

<b>Most Goals by Center</b>		
<b>Career</b>	512	Gil Perreault (1970-71 to 1986-87)
<b>Season</b>	53	Pat LaFontaine (1992-93)
<b>Game</b>	3	many times, last Michael Peca (2-25-00 vs. Rangers)

<b>Most Goals by Right Wing</b>		
<b>Career</b>	267	Danny Gare (1974-75 to 1981-82)
<b>Season</b>	76	Alexander Mogilny (1992-93)
<b>Game</b>	4	Alexander Mogilny (2-10-93 at Winnipeg; 2-24-93 vs. Detroit) Miroslav Satan (2-16-04 vs. Atlanta)

<b>Most Goals by Defenseman</b>		
<b>Career</b>	156	Phil Housley (1982-83 to 1989-90)
<b>Season</b>	29	Phil Housley (1987-88)
<b>Game</b>	3	Jerry Korab (11-19-78 vs. Minnesota) Jim Schoenfeld (3-13-81 at Winnipeg) John Van Boxmeer (11-7-81 at N.Y. Islanders) Phil Housley (1-23-83 vs. Winnipeg; 1-22-88 vs. New Jersey) Hannu Virta (3-19-83 at Montreal)

<b>Most Hat Tricks</b>		
<b>Career</b>	21	Rick Martin (1971-72 to 1980-81)
<b>Season</b>	7	Rick Martin (1975-76) Alexander Mogilny (1992-93)

<b>Most 4-or-More Goal Games</b>		
<b>Career</b>	4	Rick Martin (1971-72 to 1980-81)
<b>Season</b>	2	Alexander Mogilny (1992-93)

<b>Most Game-Winning Goals</b>		
<b>Career</b>	81	Gil Perreault (1970-71 to 1986-87)
<b>Season</b>	11	Danny Gare (1979-80) Alexander Mogilny (1992-93)

<b>Most Game-Tying Goals</b>		
<b>Career</b>	21	Danny Gare (1974-75 to 1981-82)
<b>Season</b>	6	Danny Gare (1977-78)

<b>20-GOAL SEASON</b>		
<b>Most 20-Goal Seasons</b>		
<b>Career</b>	15	Gil Perreault (1970-71 to 1972-73; 1974-75 to 1985-86)

<b>Most Consecutive 20-Goal Seasons</b>		
<b>Career</b>	12	Gil Perreault (1974-75 to 1985-86)

<b>30-GOAL SEASON</b>		
<b>Most 30-Goal Seasons</b>		
<b>Career</b>	10	Gil Perreault (1970-71; 1974-75 to 1977-78; 1979-80; 1981-82 to 1984-85)

<b>Most Consecutive 30-Goal Seasons</b>		
<b>Career</b>	6	Rick Martin (1971-72 to 1976-77)

<b>40-GOAL SEASON</b>		
<b>Most 40-Goal Seasons</b>		
<b>Career</b>	5	Rick Martin (1971-72; 1973-74 to 1975-76; 1979-80)

<b>Most Consecutive 40-Goal Seasons</b>		
<b>Career</b>	3	Rick Martin (1973-74 to 1975-76)

<b>50-GOAL SEASON</b>		
<b>Most 50-Goal Seasons</b>		
<b>Career</b>	2	Danny Gare (1975-76; 1979-80) Rick Martin (1973-74 to 1974-75)

<b>Most Consecutive 50-Goal Seasons</b>		
<b>Career</b>	2	Rick Martin (1973-74 to 1974-75)





## INDIVIDUAL RECORDS con't

## ASSISTS

## Most Assists Overall

<b>Career</b>	814	Gil Perreault (1970-71 to 1986-87)
<b>Season</b>	95	Pat LaFontaine (1992-93)
<b>Game</b>	5	Gil Perreault (2-1-76 at California; 3-9-80 vs. St. Louis; 1-4-84 vs. Winnipeg) Dale Hawerchuk (1-15-92 at New Jersey) Pat LaFontaine (3-19-92 at Los Angeles; 12-31-92 vs. N.Y. Rangers; 2-10-93 at Winnipeg)

## Most Consecutive Assists-Scoring Games

<b>Season</b>	11	Gil Perreault (12-23-84 to 1-13-85)
---------------	----	-------------------------------------

## Most Assists by Left Wing

<b>Career</b>	436	Dave Andreychuk (1982-83 to 1992-93; 2000-01)
<b>Season</b>	51	Dave Andreychuk (1985-86)
<b>Game</b>	5	Dale Hawerchuk (1-15-92 at New Jersey)

## Most Assists by Center

<b>Career</b>	814	Gil Perreault (1970-71 to 1986-87)
<b>Season</b>	95	Pat LaFontaine (1992-93)
<b>Game</b>	5	Gil Perreault (2-1-76 at California; 3-9-80 vs. St. Louis; 1-4-84 vs. Winnipeg) Pat LaFontaine (3-19-92 at Los Angeles; 12-31-92 vs. N.Y. Rangers; 2-10-93 at Winnipeg)

## Most Assists by Right Wing

<b>Career</b>	330	Rene Robert (1971-72 to 1978-79)
<b>Season</b>	60	Rene Robert (1974-75)
<b>Game</b>	4	several times, last Alexander Mogilny (3-30-95 vs. Ottawa)

## Most Assists by Defenseman

<b>Career</b>	334	Phil Housley (1982-83 to 1989-90)
<b>Season</b>	60	Phil Housley (1989-90)
<b>Game</b>	4	Bill Hajt (11-13-76 vs. N.Y. Rangers) Phil Housley (12-23-89 at Quebec)

## POINTS

## Most Points Overall

<b>Career</b>	1,326	Gil Perreault (1970-71 to 1986-87)
<b>Season</b>	148	Pat LaFontaine (1992-93)
<b>Game</b>	7	Gil Perreault (2-1-76 at California)

## Most Point-Scoring Games in Succession

<b>Season</b>	18	Gil Perreault (10-24-71 to 12-4-71)
---------------	----	-------------------------------------

## Most Points by Left Wing

<b>Career</b>	804	Dave Andreychuk (1982-83 to 1992-93; 2000-01)
<b>Season</b>	95	Rick Martin (1974-75)
<b>Game</b>	6	Dave Andreychuk (2-6-86 at Boston)

## Most Points by Center

<b>Career</b>	1,326	Gil Perreault (1970-71 to 1986-87)
<b>Season</b>	148	LaFontaine (1992-93)
<b>Game</b>	7	Gil Perreault (2-1-76 at California)

## Most Points by Right Wing

<b>Career</b>	552	Rene Robert (1971-72 to 1978-79)
<b>Season</b>	127	Alexander Mogilny (1992-93)
<b>Game</b>	6	Jim Lorentz (12-6-73 vs. N.Y. Rangers)

## Most Points by Defenseman

<b>Career</b>	490	Phil Housley (1982-83 to 1989-90)
<b>Season</b>	81	Phil Housley (1989-90)
<b>Game</b>	5	John Van Boxmeer (11-7-81 at N.Y. Islanders) Phil Housley (12-23-89 at Quebec)

## PENALTY MINUTES

## Most Penalty Minutes Overall

<b>Career</b>	3,097	Rob Ray (1989-90 to 2001-02)
<b>Season</b>	354	Rob Ray (1991-92)
<b>Game</b>	39	Reg Fleming (10-18-70 vs. Pittsburgh)

## Most Penalty Minutes by Left Wing

<b>Career</b>	1,746	Rob Ray (1989-90 to 1995-96)
<b>Season</b>	354	Rob Ray (1991-92)
<b>Game</b>	39	Reg Fleming (10-18-70 vs. Pittsburgh)

## Most Penalty Minutes by Center

<b>Career</b>	500	Gil Perreault (1970-71 to 1986-87)
<b>Season</b>	120	Benoit Hogue (1988-89)
<b>Game</b>	NA	

## Most Penalty Minutes by Right Wing

<b>Career</b>	1,450	Mike Foligno (1981-82 to 1990-91)
<b>Season</b>	335	Matthew Barnaby (1995-96)
<b>Game</b>	NA	

## Most Penalty Minutes by Defenseman

<b>Career</b>	1,390	Larry Playfair (1978-79 to 1985-86; 1988-89 to 1989-90)
<b>Season</b>	258	Larry Playfair (1981-82)
<b>Game</b>	NA	

## SHOTS ON GOAL

## Most Shots on Goal Overall

<b>Career</b>	2,837	Gil Perreault (1970-71 to 1986-87)
<b>Season</b>	360	Alexander Mogilny (1992-93)
<b>Game</b>	12	Rene Robert (4-1-76 vs. Boston) Jim Schoenfeld (12-10-78 vs. Toronto) Mike Foligno (3-3-82 vs. Hartford) Ken Priestley (3-4-88 vs. N.Y. Rangers) Dave Andreychuk (11-13-92 vs. Hartford) Alexander Mogilny (3-16-93 at St. Louis)

## Highest Shooting Percentage (50+ Gms)

<b>Season</b>	24.4	Peter McNab (1974-75)
---------------	------	-----------------------

## PLUS/MINUS

## Highest Plus/Minus Rating

<b>Career</b>	NA	
<b>Season</b>	+61	Don Luce (1974-75)
<b>Game</b>	NA	

## INDIVIDUAL RECORDS con't

## SPECIAL TEAMS

## Most Power-Play Goals

<b>Career</b>	161	Dave Andreychuk (1982-83 to 1992-93; 2000-01)
<b>Season</b>	28	Dave Andreychuk (1991-92)
<b>Game</b>	4	Dave Andreychuk (3-19-92 at Los Angeles)

## Most Short-Handed Goals

<b>Career</b>	27	Craig Ramsay (1971-72 to 1984-85)
<b>Season</b>	8	Don Luce (1974-75)
<b>Game</b>	2	Don Luce (12-22-74 at Washington) Bob Sweeney (4-1-95 at N.Y. Islanders) Michael Peca (12-31-97 vs. Ottawa) Alexei Zhitnik (3-19-98 vs. Florida)

## ROOKIE RECORDS

## Most Goals by Rookie

<b>Season</b>	44	Rick Martin (1971-72)
---------------	----	-----------------------

## Most Assists by Rookie

<b>Season</b>	47	Phil Housley (1982-83)
---------------	----	------------------------

## Most Points by Rookie

<b>Season</b>	74	Rick Martin (1971-72)
---------------	----	-----------------------

## Most Penalty Minutes by Rookie

<b>Season</b>	309	Brad May (1991-92)
---------------	-----	--------------------

## Fastest Goal by Rookie from Start of First NHL

<b>Game</b>	:18	(Danny Gare, 10-10-74 vs. Boston)
-------------	-----	-----------------------------------

## GOALTENDERS

## Most Games Played

<b>Career</b>	491	Dominik Hasek (1992-93 to 2000-01)
<b>Season</b>	72	Don Edwards (1977-78) Dominik Hasek (1997-98) Martin Biron (2001-02)

## Most Wins

<b>Career</b>	234	Dominik Hasek (1992-93 to 2000-01)
<b>Season</b>	38	Don Edwards (1977-78)

## Most Losses

<b>Career</b>	172	Dominik Hasek (1992-93 to 2000-01)
<b>Season</b>	34	Roger Crozier (1971-72)

## Most Minutes Played

<b>Career</b>	28,664	Dominik Hasek (1992-93 to 2000-01)
<b>Season</b>	4,220	Dominik Hasek (1997-98)
<b>Game</b>	65	many times, last Martin Biron (1-07-04 vs. Philadelphia)





ALL-TIME INDIVIDUAL SCORING - REGULAR SEASON

A

Table with columns: Player (Seasons), GP, G, A, PTS, PIM, Unif. No. Lists players starting with A such as Afinozenov, Maxim and Audette, Donald.

B

Table with columns: Player (Seasons), GP, G, A, PTS, PIM, Unif. No. Lists players starting with B such as Ball, Terry and Byers, Mike.

C

Table with columns: Player (Seasons), GP, G, A, PTS, PIM, Unif. No. Lists players starting with C such as Campbell, Brian and Cyr, Paul.

ALL-TIME INDIVIDUAL SCORING - REGULAR SEASON cont

D

Table with columns: Player (Seasons), GP, G, A, PTS, PIM, Unif. No. Lists players starting with D such as Daley, Joe and Dykstra, Steve.

E

Table with columns: Player (Seasons), GP, G, A, PTS, PIM, Unif. No. Lists players starting with E such as Eatough, Jeff and Evans, Chris.

F

Table with columns: Player (Seasons), GP, G, A, PTS, PIM, Unif. No. Lists players starting with F such as Farr, Rocky and Fuhr, Grant.

G

Table with columns: Player (Seasons), GP, G, A, PTS, PIM, Unif. No. Lists players starting with G such as Gage, Jody and Gratton, Norm.





ALL-TIME INDIVIDUAL SCORING - REGULAR SEASON con't

G con't

Player (Seasons)	GP	G	A	PTS	PIM	Unif. No.
Grier, Mike (2003-04)	14	1	8	9	10	25
Grosek, Michal (1995-96—1999-00)	308	62	98	160	299	18
Guay, Francois (1989-90)	1	0	0	0	0	43
Guevremont, Jocelyn (1974-75—1978-79)	326	38	130	168	189	3,22

H

Player (Seasons)	GP	G	A	PTS	PIM	Unif. No.
Hajdu, Richard (1985-86—1986-87)	5	0	0	0	4	8,28
Hajt, Bill (1973-74—1986-87)	854	42	202	244	433	24
Halkidis, Bob (1984-85—1988-89)	89	2	14	16	315	18,19
Haller, Kevin (1989-90—1991-92)	81	7	23	30	95	7,15
Hamel, Denis (1999-00—2002-03)	130	13	9	22	67	55
Hamel, Gilles (1980-81—1985-86)	365	92	114	206	215	9,17,18
Hamilton, Al (1970-71—1971-72)	145	6	58	64	176	6
Hannan, Dave (1991-92—1995-96)	249	23	56	79	206	41,14
Harris, Hugh (1972-73)	60	12	26	38	17	21
Harrison, Paul (1981-82)	6	0	0	0	2	30
Hartman, Mike (1986-87—1990-91)	225	34	25	59	890	20
Hasek, Dominik (1992-93—2000-01)	491	0	13	13	104	39
Hawerchuk, Dale (1990-91—1994-95)	342	110	275	385	204	10
Haworth, Alan (1980-81—1981-82)	106	37	38	75	64	14
<b>Hecht, Jochen (2002-03—2003-04)</b>	<b>113</b>	<b>25</b>	<b>53</b>	<b>78</b>	<b>79</b>	<b>71, 55</b>
Hecl, Radoslav (2002-03)	14	0	0	0	2	21
Heinze, Steve (2000-01)	14	5	7	12	8	57
Hess, Bob (1981-82)	33	0	8	8	14	23
Hillier, Randy (1991-92)	28	0	1	1	48	23
Hillman, Larry (1971-72—1972-73)	121	6	35	41	114	5
Hofford, Jim (1985-86—1986-87)	17	0	0	0	45	3,33
Hogue, Benoit (1987-88—1991-92)	196	45	67	112	273	33
Holland, Jason (1998-99—1999-00)	9	0	1	1	8	29,20
Holzinger, Brian (1994-95—1999-00)	352	70	97	167	202	19
Horton, Tim (1972-73—1973-74)	124	1	22	23	109	2
Hospodar, Ed (1987-88)	42	0	1	1	98	24
Houda, Doug (1994-95—1995-96; 1999-00—2002-03)	68	2	5	7	134	20,6
Houlder, Bill (1990-91—1992-93)	32	4	7	11	18	23,37,47
Housley, Phil (1982-83—1989-90)	608	178	380	558	386	6
Huddy, Charlie (1994-95—1996-97)	85	7	9	16	95	22
Hughes, Brent (1995-96)	76	5	10	15	148	17
Hughes, Pat (1985-86)	50	4	9	13	25	26
Hurlbut, Mike (1997-98—1999-00)	5	0	0	0	4	21

I

Player (Seasons)	GP	G	A	PTS	PIM	Unif. No.
Inglis, Billy (1970-71)	14	0	1	1	6	8
Ireland, Randy (1978-79)	2	0	0	0	0	30

J

Player (Seasons)	GP	G	A	PTS	PIM	Unif. No.
Jackson, Dane (1995-96)	22	5	4	9	41	24,29
Jackson, Jim (1987-88)	5	2	0	2	0	8
James, Val (1981-82)	7	0	0	0	16	26,29,30
<b>Janik, Doug (2002-03—2003-04)</b>	<b>10</b>	<b>0</b>	<b>0</b>	<b>0</b>	<b>21</b>	<b>33</b>
Jennings, Grant (1995-96)	6	0	0	0	28	4
<b>Jillson, Jeff (2003-04)</b>	<b>14</b>	<b>0</b>	<b>3</b>	<b>3</b>	<b>19</b>	<b>5, 34</b>
Johansson, Calle (1987-88—1988-89)	118	6	49	55	70	3

ALL-TIME INDIVIDUAL SCORING - REGULAR SEASON con't

J con't

Jutilla, Timo (1984-85)	10	1	5	6	13	
Juneau, Joe (1998-99)	9	1	1	2	2	4, 90

K

Player (Seasons)	GP	G	A	PTS	PIM	Unif. No.
Kaese, Trent (1988-89)	1	0	0	0	0	
<b>Kalinin, Dmitri (1999-00—2003-04)</b>	<b>283</b>	<b>24</b>	<b>66</b>	<b>90</b>	<b>167</b>	<b>39</b>
Keenan, Larry (1970-71—1971-72)	66	9	20	29	8	45
Kennedy, Dean (1989-90—1990-91)	144	6	20	26	172	21,26
Khmylev, Yuri (1992-93—1995-96)	254	63	87	150	131	26
Korab, Jerry (1973-74—1979-80; 1983-84—1984-85)	537	67	216	283	870	13
Korn, Jim (1986-87)	52	4	10	14	158	4,44
<b>Kotalik, Ales (2001-02—2003-04)</b>	<b>143</b>	<b>37</b>	<b>28</b>	<b>65</b>	<b>73</b>	<b>4,34</b>
Kowal, Joe (1976-77—1977-78)	22	0	5	5	13	20,12
Kozlov, Vyacheslav (2001-02)	38	9	13	22	16	27
Krake, Skip (1970-71)	74	4	5	9	68	13
Kristek, Jaroslav (2002-2003)	6	0	0	0	0	12
Krupp, Uwe (1986-87—1991-92)	327	25	78	103	386	29
Kruse, Paul (1997-98—1999-00)	66	4	1	5	206	4,40
Kurvers, Tom (1986-87)	55	6	17	23	24	24,29, 28

L

Player (Seasons)	GP	G	A	PTS	PIM	Unif. No.
Lacombé, Francois (1970-71)	1	0	1	1	2	
Lacombé, Norm (1984-85—1986-87)	84	12	18	30	46	19
LaFontaine, Pat (1991-92—1996-97)	268	158	227	385	207	32
Lagace, Jean-Guy (1970-71)	3	0	0	0	2	16
Lambert, Yvon (1981-82)	77	25	39	64	38	21
Langevin, Chris (1983-84;1985-86)	22	3	1	4	22	15
Larson, Reed (1989-90)	1	0	0	0	0	55
Lawson, Danny (1971-72)	78	10	6	16	15	9
Lemieux, Real (1973-74)	11	1	1	2	4	16
Ledyard, Grant (1988-89—1992-93)	240	18	71	89	181	3
Lever, Don (1985-86—1986-87)	39	10	3	13	10	8,20
Littman, David (1990-91—1991-92)	2	0	0	0	0	1,34
Loewen, Darcy (1989-90—1991-92)	12	0	0	0	14	36
Logan, Bob (1986-87—1987-88)	38	10	5	15	0	26
Lorentz, Jim (1971-72—1977-78)	487	134	197	331	126	8
Luce, Don (1971-72—1980-81)	766	216	310	526	304	14,20
Ludvig, Jan (1987-88—1988-89)	26	1	8	9	104	36
Ludzik, Steve (1989-90)	11	0	1	1	6	14

M

Player (Seasons)	GP	G	A	PTS	PIM	Unif. No.
Macdonald, Doug (1992-93—1994-95)	11	1	0	1	2	44
Maguire, Kevin (1987-88—1989-90)	167	18	25	43	518	19
<b>Mair, Adam (2002-03—2003-04)</b>	<b>160</b>	<b>12</b>	<b>25</b>	<b>37</b>	<b>292</b>	<b>22</b>
Makela, Mikko (1990-91)	60	15	7	22	25	42
Malarchuk, Clint (1988-89—1991-92)	102	0	6	6	41	30
Maloney, Dave (1984-85)	52	1	21	22	41	26
Marshall, Don (1970-71)	62	20	29	49	6	2,2
Martin, Rick (1971-72—1980-81)	681	382	313	695	475	7,8,9
Martin, Terry (1975-76—1978-79)	148	20	22	42	50	25
May, Brad (1991-92—1997-98)	425	67	89	156	1323	10,48,27
McAdam, Gary (1975-76—1978-79;1982-83)	227	40	45	85	76	12,15,32
McClanahan, Rob (1979-80—1980-81)	66	5	17	22	38	15
McCourt, Dale (1981-82—1983-84)	119	41	56	97	22	7





# RECORD BOOK

## ALL-TIME INDIVIDUAL SCORING - REGULAR SEASON con't

### P-Q con't

#### Player (Seasons)

Unif. No.	Player (Seasons)	GP	G	A	PTS	PIM	Unif. No.
20	Peterson, Brent (1981-82—1984-85)	265	43	63	106	180	20
3	Petrenko, Sergei (1993-94)	15	0	4	4	0	15
22,24	Pittis, Domenic (1998-99—1999-00; 2003-04)	15	1	0	1	12	83,12,28,38
<b>38,74</b>	Plante, Derek (1993-94—1997-98)	354	87	134	221	114	26
8	Playfair, Larry (1978-79—1985-86;1988-89—1989-90)	577	24	76	100	1390	27,40
12,19,23	<b>Pominville, Jason (2003-04)</b>	<b>1</b>	<b>0</b>	<b>0</b>	<b>0</b>	<b>0</b>	<b>29</b>
20	Pratt, Tracy (1970-71—1973-74)	210	2	39	41	399	3, 4
4	Presley, Wayne (1991-92—1994-95)	202	48	32	80	297	18
23	Priestlay, Ken (1986-87—1989-90)	117	25	25	50	59	12,56
16,22,24	Primeau, Wayne (1994-95—1999-00)	225	19	25	44	227	22,76
15	Puppa, Daren (1985-86—1992-93)	215	0	14	14	30	31,35
32,39	<b>Pyatt, Taylor (2001-02—2003-04)</b>	<b>189</b>	<b>32</b>	<b>36</b>	<b>68</b>	<b>98</b>	<b>24</b>

### R

#### Player (Seasons)

Unif. No.	Player (Seasons)	GP	G	A	PTS	PIM	Unif. No.
12,21	Ramsay, Craig (1971-72—1984-85)	1070	252	420	672	201	10,25
42,44	Ramsey, Mike (1979-80—1992-93)	911	73	256	329	924	5,23
<b>30</b>	Ramsey, Wayne (1977-78)	<b>2</b>	<b>0</b>	<b>0</b>	<b>0</b>	<b>0</b>	<b>32</b>
<b>19</b>	Rasmussen, Erik (1997-98—2001-02)	281	33	46	79	179	9
89	Ray, Rob (1989-90—2002-03)	888	40	50	90	3189	32
9,14,29	Reekie, Joe (1985-86—1988-89)	104	3	15	18	190	27,31,55
24	Renaud, Mark (1983-84)	10	1	3	4	6	4
40	Richard, Jacques (1975-76—1976-77;1978-79)	155	24	38	62	73	9
8,25,32	Richer, Bob (1972-73)	3	0	0	0	0	17
38,37	Robert, Rene (1971-72—1978-79)	524	222	330	552	401	7,14,23
64	Robertson, Georgdie (1982-83)	5	1	2	3	7	15
5	Robitaille, Mike (1971-72—1974-75)	170	8	46	54	122	3
25	Roloson, Dwayne (1998-99—1999-00)	32	0	0	0	0	30
33	Rombough, Doug (1972-73—1973-74)	51	8	9	17	27	22
	Ronan, Ed (1996-97)	18	1	4	5	11	5
	<b>Roy, Derek (2003-04)</b>	<b>49</b>	<b>9</b>	<b>10</b>	<b>19</b>	<b>12</b>	<b>9</b>
	Ruff, Lindy (1979-80—1988-89)	608	102	183	285	1126	22
	Russell, Phil (1985-86—1986-87)	18	2	5	7	24	26
	Ruuttu, Christian (1986-87—1991-92)	438	101	220	331	483	21

### S

#### Player (Seasons)

Unif. No.	Player (Seasons)	GP	G	A	PTS	PIM	Unif. No.
	Sanderson, Geoff (1997-98—1999-00)	168	29	36	65	64	80,8
	Sarich, Cory (1998-99—1999-00)	46	0	4	4	35	6
	Satan, Miroslav (1996-97—2003-04)	578	224	232	456	233	18,81
	Sauve, Bob (1976-77—1984-85)	246	0	8	8	20	28
	Sauve, Jean-Francois (1980-81—1982-83)	98	24	49	73	67	9,21
	Savage, Joel (1990-91)	3	0	1	1	0	38
	Savard, Andre (1976-77—1982-83)	467	130	175	305	221	12
	Schmautz, Cliff (1970-71)	26	5	7	12	10	7
	Schock, Ron (1977-78)	40	4	4	8	0	21
	Schopenfeld, Jim (1972-73—1981-82;1984-85)	584	45	183	228	1025	6,13
	Schultz, Dave (1978-79—1979-80)	41	3	3	6	114	21
	Seiling, Ric (1977-78—1985-86)	664	176	200	376	524	16
	Sejba, Jiri (1990-91)	11	0	2	2	8	23
	Shemenov, Anatoli (1996-97)	25	2	4	6	2	93
	Shuck, Eddie (1970-71—1971-72)	106	36	31	67	127	23
	Shannon, Darrin (1988-89—1991-92)	55	10	14	24	16	16,26
	Shannon, Darryl (1995-96—1998-99)	255	12	56	68	240	8,29
	Sheppard, Ray (1987-88—1989-90)	159	64	50	114	29	23
	Shields, Steve (1995-96—1997-98)	31	0	0	0	23	31
	Simon, Todd (1993-94)	15	0	1	1	0	17





## ALL-TIME INDIVIDUAL SCORING - REGULAR SEASON con't

S con't	GP	G	A	PTS	PIM	Unif. No.
<b>Player (Seasons)</b>						
Simpson, Craig (1993-94—1994-95)	45	12	15	27	34	17,22
Smehlik, Richard (1992-93—1994-95; 1996-97—2001-02)	589	47	135	182	399	42
Smith, Al (1975-76—1976-77)	21	0	0	0	0	31
Smith, Derek (1976-77—1981-82)	244	65	98	163	38	16,17,19,26
Smith, Doug (1985-86—1987-88)	162	35	54	89	296	15
Smith, Floyd (1970-71—1971-72)	83	6	12	18	48	17
Smith, Steve (1988-89)	3	0	0	0	0	24
Snuggerud, Dave (1989-90—1991-92)	215	26	46	72	109	18
Spencer, Brian (1973-74—1976-77)	240	42	72	114	206	21
Stewart, Bill (1977-78—1978-79)	81	3	17	20	116	3
Stanfield, Fred (1974-75—1977-78)	248	42	73	115	16	17,19
Stauber, Robb (1994-95)	6	0	0	0	0	35
Suikkanen, Kai (1981-82—1982-83)	2	0	0	0	0	20,23
Sutton, Ken (1990-91—1994-95)	232	18	60	78	223	41
Svoboda, Petr (1991-92—1994-95)	139	5	49	54	260	7
Sweeney, Bob (1992-93—1994-95)	185	37	44	81	230	20,33
Sylvester, Dean (1998-99)	1	0	0	0	0	46

## T-U

Player (Seasons)	GP	G	A	PTS	PIM	Unif. No.
Talbot, Jean-Guy (1970-71)	57	0	7	7	36	24
<b>Tallinder, Henrik (2001-02—2003-04)</b>	<b>120</b>	<b>4</b>	<b>19</b>	<b>23</b>	<b>54</b>	<b>10</b>
Tanti, Tony (1990-91—1991-92)	80	16	23	39	106	19
<b>Taylor, Chris (1999-00—2003-04)</b>	<b>90</b>	<b>8</b>	<b>12</b>	<b>20</b>	<b>32</b>	<b>16</b>
Terbenche, Paul (1970-71—1973-74)	118	2	19	21	20	3,18,23
Thomas, Scott (1992-93—1993-94)	39	3	3	6	23	21
Tidey, Alex (1976-77—1977-78)	3	0	0	0	0	19,26
Titanic, Morris (1974-75—1975-76)	19	0	0	0	0	19
Trapp, Doug (1986-87)	2	0	0	0	0	19
Trefilov, Andrei (1995-96—1996-97)	25	0	0	0	4	30
Tsygurov, Denis (1993-94—1994-95)	12	0	0	0	12	29
Tsyplakov, Vladimir (1999-00—2000-01)	70	13	20	33	20	29
Tucker, John (1983-84—1990-91)	345	116	154	270	142	7
Turgeon, Pierre (1987-88—1991-92)	322	122	201	323	119	77

## V

Player (Seasons)	GP	G	A	PTS	PIM	Unif. No.
Vaive, Rick (1988-89—1991-92)	190	74	62	136	226	12,22
Van Boxmeer, John (1979-80—1982-83)	294	49	166	215	239	4,5
Varada, Vaclav (1995-96—2002-03)	376	46	98	144	326	9,25
Verret, Claude (1983-84—1984-85)	14	2	5	7	2	21
Virta, Hannu (1981-82—1985-86)	245	25	101	126	66	3,23

## W-X-Y

Player (Seasons)	GP	G	A	PTS	PIM	Unif. No.
Wakaluk, Darcy (1988-89; 1990-91)	22	0	0	0	2	35
Walsh, Jim (1981-82)	4	0	1	1	4	28
Ward, Dixon (1995-96—1999-00)	307	56	80	136	169	15,17
Warrener, Rhett (1998-99—2002-03)	266	9	33	42	363	4
Watson, Jim (1970-71—1971-72)	144	4	15	19	248	2
Wells, Jay (1989-90—1991-92)	85	3	12	15	243	24
Wiemer, Jim (1983-84—1984-85)	74	8	17	25	52	19
Wilson, Mike (1995-96—1998-99)	231	11	23	34	187	4,34
Wood, Randy (1991-92—1993-94)	236	60	57	117	213	19,15
Woolley, Jason (1997-98—2002-03)	365	40	125	165	258	5
Wyrozub, Randy (1970-71—1973-74)	100	8	10	18	10	14,16,24,26

## ALL-TIME INDIVIDUAL SCORING - REGULAR SEASON con't

## Z

Player (Seasons)	GP	G	A	PTS	PIM	Unif. No.
Zaine, Rod (1971-72)	24	2	1	3	4	14,22
Zhitnik, Alexei (1994-95—2003-04)	712	55	234	289	822	4,44

Any player who took part in at least one Sabres regular season game in his career is listed. Eight players dressed but never played a game for Buffalo: #27 - Tim Regan (1973-74), #31 - Jim Weaver (1978-79), #30 - Jari Paavola (1981-82), #35 - Mike Craig (1984-85), #34 - Kenton Rein (1987-88), #33 - Bill Pye (1992-93), #30 - Markus Ketterer (1993-94 & 1994-95), and #68 - Scott Buhler (1996-97). #00 - Martin Biron served as backup goaltender and did not play (3 times in 1996-97, 1 time in 1997-98). Michel Deziel is the only Sabre to have played in a playoff game without participating in a regular season game.


## GOALTENDING STATISTICS ALL TIME

GOALTENDER	GP	MINS	GA	SO	AVG.	W	L	T
Barrasso, Tom	266	15463	843	13	3.28	124	102	28
<b>Biron, Martin</b>	<b>246</b>	<b>13,775</b>	<b>560</b>	<b>17</b>	<b>2.44</b>	<b>101</b>	<b>103</b>	<b>25</b>
Blue, John	5	255	15	0	3.53	2	2	0
Bromley, Gary	63	2334	184	4	3.20	29	17	14
Cloutier, Jacques	144	7452	459	1	3.70	50	58	15
Crozier, Roger	202	10980	591	10	3.23	74	76	29
Daley, Joe	38	2073	128	1	3.70	12	16	8
Desjardins, Gerry	116	6802	319	5	2.81	66	30	18
Draper, Tom	37	2067	116	1	3.37	15	15	5
Dryden, Dave	120	6440	328	5	3.06	43	45	20
Edwards, Don	307	17969	869	14	2.90	156	83	61
Eliot, Darren	2	67	7	0	6.27	0	0	0
Essensa, Bob	9	350	17	0	2.91	0	5	0
Farr, Rocky	19	722	42	0	3.49	2	6	8
Fuhr, Grant	64	3600	216	2	3.60	25	29	5
Harrison, Paul	6	229	14	0	3.67	2	1	1
Hasek, Dominik	491	28,664	1062	55	2.22	234	172	70
Ireland, Randy	2	30	3	0	6.00	0	0	0
Littman, David	2	96	7	0	4.37	0	1	0
Malarchuk, Clint	102	5692	323	2	3.40	39	39	16
<b>Miller, Ryan</b>	<b>18</b>	<b>1089</b>	<b>55</b>	<b>1</b>	<b>3.03</b>	<b>6</b>	<b>11</b>	<b>1</b>
Myre, Phil	5	300	21	0	4.20	3	2	0
<b>Noronen, Mika</b>	<b>63</b>	<b>3,136</b>	<b>141</b>	<b>3</b>	<b>2.55</b>	<b>21</b>	<b>29</b>	<b>6</b>
Puppa, Daren	215	11763	668	5	3.41	96	68	28
Roloson, Dwayne	32	1588	74	1	2.79	7	15	5
Sauve, Bob	246	14063	752	7	3.20	113	76	39
Shields, Steve	31	1649	80	0	2.91	7	14	6
Smith, Al	21	1105	62	0	3.37	9	6	2
Stauber, Robb	6	317	20	0	3.79	2	3	0
Trefilov, Andrei	25	1253	74	0	3.54	8	10	1
Wakaluk, Darcy	22	844	50	0	3.55	5	8	3



STATISTICS

	SHGA
5	12
1	7
5	5
5	12
7	5
6	8
6	7
7	3
9	4
2	4
9	10
4	10
12	9
11	14
9	5
12	14
5	9
8	13
7	12
7	7
15	8
8	11
13	17
21	8
13	7
10	12
16	4
15	12
6	7
8	10
6	5
7	6
8	11
7	9



THE PLAYOFFS





# THE PLAYOFFS

## INDIVIDUAL SCORING

### A

Player	GP	G	A	PTS	PIM
Afinogenov, Maxim	16	2	4	6	6
Anderson, Shawn	5	0	1	1	4
Andersson, Mikael	1	1	0	1	0
Andreychuk, Dave	54	13	22	35	36
Arniel, Scott	16	2	1	3	13
Astley, Mark	2	0	0	0	0
Audetle, Donald	61	15	23	38	36

### B

Player	GP	G	A	PTS	PIM
Barnaby, Matthew	27	7	11	18	79
Barnes, Stu	39	14	7	21	10
Barrasso, Tom	12	0	0	0	9
Bodger, Doug	42	6	18	24	25
Boucher, Philippe	7	1	1	2	2
Boughner, Bob	25	0	5	5	24
Breitenbach, Ken	8	0	1	1	4
Brown, Curtis	52	14	11	25	34
Burridge, Randy	12	5	1	6	2

### C

Player	GP	G	A	PTS	PIM
Carney, Keith	15	0	6	6	6
Carriere, Larry	23	0	3	3	40
Cloutier, Jacques	4	0	0	0	0
Cloutier, Real	2	0	0	0	0
Corkum, Bob	14	2	0	2	6
Crozier, Roger	9	0	1	1	2
Cunneyworth, Randy	3	0	0	0	0
Cyr, Paul	18	3	6	9	21

### D

Player	GP	G	A	PTS	PIM
Davis, Mal	7	1	0	1	0
Dawe, Jason	22	4	3	7	18
Desjardins, Gerry	25	0	0	0	4
Deziel, Michel	1	0	0	0	0
Donnelly, Gord	4	0	1	1	0
Draper, Tom	7	0	0	0	0
Dryden, Dave	2	0	0	0	0
Dudley, Rick	25	7	2	9	69
Dumont, J.P.	13	4	3	7	8
Dunn, Richie	27	2	14	16	16

### E

Player	GP	G	A	PTS	PIM
Edwards, Don	31	0	0	0	7
Errey, Bob	4	0	1	1	10

### F

Player	GP	G	A	PTS	PIM
Fenyves, Dave	11	0	0	0	9
Fogolin, Lee	30	0	6	6	58
Foligno, Mike	39	13	11	24	143
Franceschetti, Lou	6	1	0	1	2
Fuhr, Grant	8	0	0	0	2

### G

Player	GP	G	A	PTS	PIM
Galley, Garry	17	0	9	9	18
Gare, Danny	57	23	21	44	147

Gillies, Clark	5	0	1	1	25
Gilmour, Doug	18	2	5	7	12
Grand-Pierre, Jean-Luc	4	0	0	0	4
Gratton, Chris	18	6	5	11	14
Gratton, Norm	6	0	1	1	2
Grosek, Michal	40	9	11	20	64
Guevremont, Jocelyn	40	4	17	21	18

### H-I

Player	GP	G	A	PTS	PIM
Hajt, Bill	80	2	16	18	70
Halkidis, Bob	8	0	0	0	41
Haller, Kevin	6	1	4	5	10
Hamel, Gilles	18	2	5	7	8
Hannan, Dave	27	4	3	7	28
Harris, Hugh	3	0	0	0	0
Harrison, Paul	1	0	0	0	0
Hartman, Mike	19	0	0	0	104
Hasek, Dominik	68	0	2	2	24
Hawerchuk, Dale	30	9	25	34	16
Haworth, Alan	10	4	5	9	4
Heinze, Steve	13	3	4	7	10
Hillman, Larry	6	0	0	0	8
Hogue, Benoit	13	3	1	4	37
Holland, Jason	1	0	0	0	0
Holzinger, Brian	52	11	18	29	61
Horton, Tim	6	0	1	1	4
Houlder, Bill	8	0	2	2	4
Housley, Phil	35	10	17	27	22
Huddy, Charlie	3	0	0	0	0

### J

Player	GP	G	A	PTS	PIM
James, Val	3	0	0	0	0
Johansson, Calle	6	0	1	1	0
Juneau, Joe	20	3	8	11	10

### K

Player	GP	G	A	PTS	PIM
Kalinin, Dimitri	13	0	2	2	4
Kennedy, Dean	8	1	2	3	29
Khmylev, Yuri	20	7	5	12	20
Korab, Jerry	46	7	14	21	69
Kowal, Joe	2	0	0	0	0
Krupp, Uwe	23	1	2	3	29
Kruse, Paul	11	1	0	1	8

### L

Player	GP	G	A	PTS	PIM
LaFontaine, Pat	19	12	15	27	6
Lambert, Yvon	4	3	0	3	2
Ledyard, Grant	19	4	5	9	20
Lorentz, Jim	35	11	9	20	22
Luce, Don	62	17	19	36	46

### M

Player	GP	G	A	PTS	PIM
Maguire, Kevin	10	0	0	0	86
Malarчук, Clint	5	0	1	1	2
Maloney, Dave	1	0	0	0	0
Martin, Rick	62	24	29	53	74
Martin, Terry	11	2	2	4	10
May, Brad	36	3	8	11	59

# THE PLAYOFFS

## INDIVIDUAL SCORING con't

McAdam, Gary	15	3	2	5	7
McClanahan, Rob	15	0	2	2	17
McCourt, Dale	14	5	5	10	4
McIntosh, Paul	2	0	0	0	7
McKee, Jay	34	1	3	4	30
McKegney, Tony	38	11	9	20	10
McKenna, Sean	8	1	1	2	2
McNab, Peter	25	2	6	8	4
Meehan, Gerry	6	0	1	1	0
Mickey, Larry	6	1	0	1	5
Mogilny, Alexander	31	14	16	30	18
Moller, Mike	3	0	1	1	0
Moller, Randy	14	0	2	2	16
Mongrain, Bob	11	1	2	3	2
Muni, Craig	12	0	1	1	6
Myre, Phil	1	0	0	0	0

### N-O

Player	GP	G	A	PTS	PIM
Napier, Mark	9	1	3	4	0
Orlando, Gates	5	0	4	4	14

### P-Q

Player	GP	G	A	PTS	PIM
Parker, Jeff	5	1	2	3	28
Patrick, James	38	0	2	2	14
Patrick, Steve	8	0	1	1	6
Patterson, Colin	13	1	1	2	2
Pearson, Scott	5	0	0	0	4
Peca, Michael	49	8	13	21	38
Perreault, Gilbert	90	33	70	103	44
Peterson, Brent	22	2	3	5	50
Plante, Derek	30	5	9	14	14
Playfair, Larry	40	0	6	6	97
Pratt, Tracy	6	0	0	0	6
Presley, Wayne	27	9	5	14	42
Priestlay, Ken	14	0	0	0	21
Primeau, Wayne	42	4	7	11	18
Puppa, Daren	5	0	0	0	0

### R

Player	GP	G	A	PTS	PIM
Ramsay, Craig	89	17	31	48	27
Ramsey, Mike	72	8	18	26	158
Rasmussen, Erik	27	2	5	7	22
Ray, Rob	55	3	2	5	169
Reekie, Joe	2	0	0	0	4
Richard, Jacques	12	2	1	3	7
Robert, Rene	47	22	17	39	71
Robitaille, Mike	6	0	0	0	0
Roloson, Dwayne	4	0	0	0	0
Ronan, Ed	6	1	0	1	6
Ruff, Lindy	42	11	10	21	164
Ruuttu, Christian	23	3	8	11	43

### S

Player	GP	G	A	PTS	PIM
Sanderson, Geoff	38	7	9	16	26
Satan, Miroslav	51	13	21	34	14
Sauve, Bob	22	0	0	0	2
Sauve, Jean Francois	7	2	2	4	0
Savard, Andre	45	5	11	16	40

Schock, Ron	2	0	0	0	0
Schoenfeld, Jim	75	3	13	16	151
Schultz, Dave	3	0	2	2	4
Seiling, Ric	55	14	14	28	31
Shannon, Darrin	14	1	3	4	8
Shannon, Darryl	29	4	7	11	16
Sheppard, Ray	7	1	2	3	2
Shields, Steve	10	0	0	0	9
Simon, Todd	5	1	0	1	0
Smehlik, Richard	83	1	14	15	38
Smith, Al	1	0	0	0	0
Smith, Derek	30	9	14	23	13
Smith, Doug	1	0	0	0	0
Snuggerud, Dave	12	1	3	4	6
Spencer, Brian	30	1	4	5	12
Stewart, Bill	9	0	3	3	0
Sutton, Ken	25	3	4	7	14
Svoboda, Petr	10	1	4	5	10
Sweeney, Bob	14	2	2	4	12
Sylvester, Dean	4	0	0	0	2

### T-U

Player	GP	G	A	PTS	PIM
Tanti, Tony	12	2	3	5	12
Taylor, Chris	2	0	0	0	2
Terbenche, Paul	6	0	0	0	0
Tidey, Alex	2	0	0	0	0
Trefilov, Andrei	1	0	0	0	0
Tsyplakov, Vladimir	14	1	1	2	8
Tucker, John	17	9	11	20	18
Turgeon, Pierre	23	12	13	25	14

### V

Player	GP	G	A	PTS	PIM
Van Boxmeer, John	35	5	14	19	35
Varada, Vaclav	54	8	12	20	48
Vaive, Rick	17	7	5	12	20
Virta, Hannu	17	1	3	4	6

### W-Y

Player	GP	G	A	PTS	PIM
Wakaluk, Darcy	2	0	0	0	2



## THE PLAYOFFS

### SABRES ALL-TIME PLAYOFF GOALTENDING STATISTICS

Player	GP	MIN	GA	EN	SO	AVG.	W	L
Barrasso, Tom	12	663	46	1	0	4.16	3	8
Cloutier, Jacques	4	238	10	1	1	2.52	1	3
Crozier, Roger	9	541	25	1	0	2.77	5	4
Desjardins, Gerry	25	1382	75	1	0	3.25	11	11
Draper, Tom	7	433	19	0	1	2.63	3	4
Dryden, Dave	2	120	9	0	0	4.50	0	2
Edwards, Don	31	1859	98	3	1	3.16	13	18
Fuhr, Grant	8	474	27	0	1	3.42	3	4
Harrison, Paul	1	26	1	0	0	2.31	0	0
Hasek, Dominik	68	4290	146	6	6	2.04	37	30
Malarchuk, Clint	5	305	22	0	0	4.33	2	3
Myre, Phil	1	57	7	0	0	7.37	0	0
Puppa, Daren	11	593	36	2	0	3.64	3	6
Roloson, Dwayne	4	139	10	1	0	4.32	1	1
Sauve, Bob	23	1268	59	1	4	2.79	13	9
Shields, Steve	10	570	26	3	1	2.74	4	6
Smith, Al	1	17	1	0	0	3.53	0	0
Trefilov, Andrei	1	13	0	0	0	0.00	0	0
Wakaluk, Darcy	2	37	2	0	0	3.24	0	1



## THE PLAYOFFS

### ALL-TIME PLAYOFF RESULTS

#### 1973

**DATE**  
 April 4, 1973  
 April 5, 1973  
 April 7, 1973  
 April 8, 1973  
 April 10, 1973  
 April 12, 1973  
 (Montreal wins series 4 games to 2)

**SCORE**  
 @ Montreal 2, Buffalo 1  
 @ Montreal 7, Buffalo 3  
 Montreal 5, @ Buffalo 2  
 @ Buffalo 5, Montreal 1  
 Buffalo 3, @ Montreal 2 (OT)  
 Montreal 4, @ Buffalo 2

**GOALTENDERS**  
 D. Dryden/K. Dryden  
 D. Dryden/K. Dryden  
 Crozier/K. Dryden  
 Crozier/K. Dryden  
 Crozier/K. Dryden  
 Crozier/K. Dryden

**WINNING GOAL**  
 Cournoyer (Mtl.)  
 Lapointe (Mtl.)  
 Wilson (Mtl.)  
 Perreault (Buf.)  
 Robert (Buf.)  
 Lapointe (Mtl.)

#### 1975

**DATE**  
 April 13, 1975  
 April 15, 1975  
 April 17, 1975  
 April 20, 1975  
 April 22, 1975  
 (Buffalo wins series 4 games to 1)

**SCORE**  
 @ Buffalo 4, Chicago 1  
 @ Buffalo 3, Chicago 1  
 @ Chicago 5, Buffalo 4 (OT)  
 Buffalo 6, @ Chicago 2  
 @ Buffalo 3, Chicago 1

**GOALTENDERS**  
 Desjardins/Esposito  
 Desjardins/Esposito  
 Desjardins/Esposito  
 Desjardins/Esposito  
 Desjardins/Esposito

**WINNING GOAL**  
 Perreault (Buf.)  
 Dudley (Buf.)  
 Mikita (Chi.)  
 R. Martin (Buf.)  
 Robert (Buf.)

#### 1976

**DATE**  
 April 27, 1975  
 April 29, 1975  
 May 1, 1975  
 May 3, 1975  
 May 6, 1975  
 May 8, 1975  
 (Buffalo wins series 4 games to 2)

**SCORE**  
 @ Buffalo 6, Montreal 5 (OT)  
 @ Buffalo 4, Montreal 2  
 @ Montreal 7, Buffalo 0  
 @ Montreal 8, Buffalo 2  
 @ Buffalo 5, Montreal 4 (OT)  
 Buffalo 4, @ Montreal 3

**GOALTENDERS**  
 Desjardins-Crozier/Dryden  
 Crozier/Dryden  
 Crozier-Desjardins/Dryden  
 Desjardins/Dryden  
 Desjardins/Dryden  
 Desjardins/Dryden

**WINNING GOAL**  
 Gare (Buf.)  
 Ramsay (Buf.)  
 Mahovich (Mtl.)  
 Laflleur (Mtl.)  
 Robert (Buf.)  
 Lorentz (Buf.)

#### 1976

**DATE**  
 May 15, 1975  
 May 18, 1975  
 May 20, 1975  
 May 22, 1975  
 May 25, 1975  
 May 27, 1975  
 (Philadelphia wins series 4 games to 2)

**SCORE**  
 @ Philadelphia 4, Buffalo 1  
 @ Philadelphia 2, Buffalo 1  
 @ Buffalo 5, Philadelphia 4 (OT)  
 @ Buffalo 4, Philadelphia 2  
 @ Philadelphia 5, Buffalo 1  
 Philadelphia 2, @ Buffalo 0

**GOALTENDERS**  
 Desjardins/Parent  
 Desjardins/Parent  
 Crozier/Parent  
 Desjardins/Parent  
 Desjardins/Parent  
 Crozier/Parent

**WINNING GOAL**  
 Lonsberry (Phi.)  
 Clarke (Phi.)  
 Robert (Buf.)  
 Lorentz (Buf.)  
 Dornhoefer (Phi.)  
 Kelly (Phi.)

#### 1976

**DATE**  
 April 6, 1976  
 April 8, 1976  
 April 9, 1976  
 (Buffalo wins series 2 games to 1)

**SCORE**  
 @ St. Louis 5, Buffalo 2  
 @ Buffalo 3, St. Louis 2 (OT)  
 @ Buffalo 2, St. Louis 1 (OT)

**GOALTENDERS**  
 Desjardins/Staniowski  
 Desjardins/Staniowski  
 Desjardins/Staniowski

**WINNING GOAL**  
 Patey (St.L.)  
 Gare (Buf.)  
 Luce (Buf.)

#### 1977

**DATE**  
 April 11, 1976  
 April 13, 1976  
 April 15, 1976  
 April 17, 1976  
 April 20, 1976  
 April 22, 1976  
 (N.Y. Islanders win series 4 games to 2)

**SCORE**  
 @ Buffalo 5, N.Y. Islanders 3  
 @ Buffalo 3, N.Y. Islanders 2 (OT)  
 @ N.Y. Islanders 5, Buffalo 3  
 @ N.Y. Islanders 4, Buffalo 2  
 N.Y. Islanders 4, @ Buffalo 2  
 @ N.Y. Islanders 3, Buffalo 2

**GOALTENDERS**  
 Desjardins/Resch-Smith  
 Desjardins/Smith  
 Desjardins/Smith  
 Desjardins/Smith  
 Desjardins/Smith  
 Desjardins/Smith

**WINNING GOAL**  
 R. Martin (Buf.)  
 Gare (Buf.)  
 MacMillan (N.Y.I.)  
 Potvin (N.Y.I.)  
 Marshall (N.Y.I.)  
 Gillies (N.Y.I.)

#### 1977

**DATE**  
 April 5, 1977  
 April 7, 1977  
 (Buffalo wins series 2 games to 0)

**SCORE**  
 @ Buffalo 4, Minnesota 2  
 Buffalo 7, @ Minnesota 1

**GOALTENDERS**  
 Edwards/LoPresti  
 Edwards/LoPresti-Smith

**WINNING GOAL**  
 Korab (Buf.)  
 R. Martin (Buf.)

#### 1977

**DATE**  
 April 11, 1977  
 April 13, 1977  
 April 15, 1977  
 April 17, 1977  
 (N.Y. Islanders win series 4 games to 0)

**SCORE**  
 @ N.Y. Islanders 4, Buffalo 2  
 @ N.Y. Islanders 4, Buffalo 2  
 N.Y. Islanders 4, @ Buffalo 3  
 N.Y. Islanders 4, @ Buffalo 3

**GOALTENDERS**  
 Edwards/Smith  
 Edwards/Smith  
 Edwards/Smith  
 Desjardins/Smith

**WINNING GOAL**  
 Gillies (N.Y.I.)  
 Gillies (N.Y.I.)  
 Gillies (N.Y.I.)  
 MacMillan (N.Y.I.)





## THE PLAYOFFS

### ALL-TIME PLAYOFF RESULTS *con't*

#### 1978

DATE	SCORE
April 11, 1978	@ Buffalo 4, N.Y. Rangers 1
April 13, 1978	@ N.Y. Rangers 4, Buffalo 3 (OT)
April 15, 1978	@ Buffalo 4, N.Y. Rangers 1 <i>(Buffalo wins series 2 games to 1)</i>

DATE	SCORE
April 17, 1978	@ Philadelphia 4, Buffalo 1
April 19, 1978	@ Philadelphia 3, Buffalo 2
April 22, 1978	@ Buffalo 4, Philadelphia 1
April 23, 1978	Philadelphia 4, @ Buffalo 2
April 25, 1978	@ Philadelphia 4, Buffalo 2 <i>(Philadelphia wins series 4 games to 1)</i>

#### 1979

DATE	SCORE
April 10, 1979	Pittsburgh 4, @ Buffalo 3
April 12, 1979	Buffalo 3, @ Pittsburgh 1
April 14, 1979	Pittsburgh 4, @ Buffalo 3 (OT) <i>(Pittsburgh wins series 2 games to 1)</i>

#### 1980

DATE	SCORE
April 8, 1980	@ Buffalo 2, Vancouver 1
April 9, 1980	@ Buffalo 6, Vancouver 0
April 11, 1980	@ Vancouver 5, Buffalo 4
April 12, 1980	Buffalo 3, @ Vancouver 1 <i>(Buffalo wins series 3 games to 1)</i>

DATE	SCORE
April 16, 1980	@ Buffalo 5, Chicago 0
April 17, 1980	@ Buffalo 6, Chicago 4
April 19, 1980	Buffalo 2, @ Chicago 1
April 20, 1980	Buffalo 3, @ Chicago 2 <i>(Buffalo wins series 4 games to 0)</i>

DATE	SCORE
April 29, 1980	N.Y. Islanders 4, @ Buffalo 1
May 1, 1980	N.Y. Islanders 2, @ Buffalo 1 (2OT)
May 3, 1980	@ N.Y. Islanders 7, Buffalo 4
May 6, 1980	Buffalo 7, @ N.Y. Islanders 4
May 8, 1980	@ Buffalo 2, N.Y. Islanders 0
May 10, 1980	@ N.Y. Islanders 5, Buffalo 2 <i>(N.Y. Islanders win series 4 games to 2)</i>

#### 1981

DATE	SCORE
April 8, 1981	@ Buffalo 3, Vancouver 2 (OT)
April 9, 1981	@ Buffalo 5, Vancouver 2
April 11, 1981	Buffalo 5, @ Vancouver 3 <i>(Buffalo wins series 3 games to 0)</i>

DATE	SCORE
April 16, 1981	Minnesota 4, @ Buffalo 3 (OT)
April 17, 1981	Minnesota 5, @ Buffalo 2
April 19, 1981	@ Minnesota 6, Buffalo 4
April 20, 1981	Buffalo 5, @ Minnesota 4 (OT)
April 22, 1981	Minnesota 4, @ Buffalo 3 <i>(Minnesota wins series 4 games to 1)</i>

GOALTENDERS
Edwards/Thomas
Edwards/Davidson
Edwards/Thomas

GOALTENDERS
Edwards/Parent
Edwards/Parent
Edwards/Parent
Edwards/Parent

GOALTENDERS
Sauve/Herron
Sauve/Herron
Sauve/Herron

GOALTENDERS
Edwards/Bromley
Sauve/Bromley-Hanlon
Edwards/Hanlon-Bromley
Sauve/Bromley

GOALTENDERS
Edwards/Esposito
Sauve/Veisor
Edwards/Esposito
Sauve/Esposito

GOALTENDERS
Edwards/Smith
Sauve/Smith
Edwards/Smith
Sauve/Smith-Resch
Sauve/Resch
Sauve/Smith

GOALTENDERS
Edwards/Brodeur
Edwards/Brodeur
Edwards/Brodeur

GOALTENDERS
Edwards/Meloche
Edwards/Meloche
Edwards/Meloche
Edwards/Meloche
Edwards/Beaupre

WINNING GOAL
R. Martin (Buf.)
Murdoch (N.Y.R.)
Ramsay (Buf.)

WINNING GOAL
Kelly (Phi.)
MacLeish (Phi.)
Perreault (Buf.)
MacLeish (Phi.)
Lonsberry (Phi.)

WINNING GOAL
Kindrachuk (Pit.)
Richard (Buf.)
Ferguson (Pit.)

WINNING GOAL
Luce (Buf.)
Ramsay (Buf.)
Brasar (Van.)
Perreault (Buf.)

WINNING GOAL
Van Boxmeer (Buf.)
Gare (Buf.)
Dudley (Buf.)
Perreault (Buf.)

WINNING GOAL
Bossy (N.Y.I.)
Nystrom (N.Y.I.)
Henning (N.Y.I.)
Smith (Buf.)
Van Boxmeer (Buf.)
Lorimer (N.Y.I.)

WINNING GOAL
Haworth (Buf.)
Gare (Buf.)
Ruff (Buf.)

WINNING GOAL
Payne (Min.)
Ciccarelli (Min.)
Broten (Min.)
Ramsay (Buf.)
MacAdam (Min.)

## THE PLAYOFFS

### ALL-TIME PLAYOFF RESULTS *con't*

#### 1982

DATE	SCORE
April 7, 1982	@ Boston 3, Buffalo 1
April 8, 1982	@ Boston 7, Buffalo 3
April 10, 1982	@ Buffalo 5, Boston 2
April 11, 1982	Boston 5, @ Buffalo 2 <i>(Boston wins series 3 games to 1)</i>

#### 1983

DATE	SCORE
April 6, 1983	Buffalo 1, @ Montreal 0
April 7, 1983	@ Buffalo 3, @ Montreal 0
April 9, 1983	@ Buffalo 4, Montreal 2 <i>(Buffalo wins series 3 games to 0)</i>

#### 1984

DATE	SCORE
April 14, 1983	Buffalo 7, @ Boston 4
April 15, 1983	@ Boston 5, Buffalo 3
April 17, 1983	@ Buffalo 4, Boston 3
April 18, 1983	Boston 6, @ Buffalo 2
April 20, 1983	@ Boston 9, Buffalo 0
April 22, 1983	@ Buffalo 5, Boston 3
April 24, 1983	@ Boston 3, Buffalo 2 (OT) <i>(Boston wins series 4 games to 3)</i>

#### 1984

DATE	SCORE
April 4, 1984	Quebec 3, @ Buffalo 2
April 5, 1984	Quebec 6, @ Buffalo 2
April 7, 1984	@ Quebec 4, Buffalo 1 <i>(Quebec wins series 3 games to 0)</i>

#### 1985

DATE	SCORE
April 10, 1985	@ Quebec 5, Buffalo 2
April 11, 1985	@ Quebec 3, Buffalo 2
April 13, 1985	@ Buffalo 6, Quebec 4
April 14, 1985	@ Buffalo 7, Quebec 4
April 16, 1985	@ Quebec 6, Buffalo 5 <i>(Quebec wins series 3 games to 2)</i>

#### 1988

DATE	SCORE
April 6, 1988	@ Boston 7, Buffalo 3
April 7, 1988	@ Boston 4, Buffalo 1
April 9, 1988	@ Buffalo 6, Boston 2
April 10, 1988	@ Buffalo 6, Boston 5 (OT)
April 12, 1988	@ Boston 5, Buffalo 4
April 14, 1988	Boston 5, @ Buffalo 2 <i>(Boston wins series 4 games to 2)</i>

#### 1989

DATE	SCORE
April 5, 1989	Buffalo 6, @ Boston 0
April 6, 1989	@ Boston 5, Buffalo 3
April 8, 1989	Boston 4, @ Buffalo 2
April 9, 1989	Boston 3, @ Buffalo 2
April 11, 1989	@ Boston 4, Buffalo 1 <i>(Boston wins series 4 games to 1)</i>

SCORE
@ Boston 3, Buffalo 1
@ Boston 7, Buffalo 3
@ Buffalo 5, Boston 2
Boston 5, @ Buffalo 2

SCORE
Buffalo 1, @ Montreal 0
@ Buffalo 3, @ Montreal 0
@ Buffalo 4, Montreal 2

SCORE
Buffalo 7, @ Boston 4
@ Boston 5, Buffalo 3
@ Buffalo 4, Boston 3
Boston 6, @ Buffalo 2
@ Boston 9, Buffalo 0
@ Buffalo 5, Boston 3
@ Boston 3, Buffalo 2 (OT)

SCORE
Quebec 3, @ Buffalo 2
Quebec 6, @ Buffalo 2
@ Quebec 4, Buffalo 1

SCORE
@ Quebec 5, Buffalo 2
@ Quebec 3, Buffalo 2
@ Buffalo 6, Quebec 4
@ Buffalo 7, Quebec 4
@ Quebec 6, Buffalo 5

SCORE
@ Boston 7, Buffalo 3
@ Boston 4, Buffalo 1
@ Buffalo 6, Boston 2
@ Buffalo 6, Boston 5 (OT)
@ Boston 5, Buffalo 4
Boston 5, @ Buffalo 2

SCORE
Buffalo 6, @ Boston 0
@ Boston 5, Buffalo 3
Boston 4, @ Buffalo 2
Boston 3, @ Buffalo 2
@ Boston 4, Buffalo 1

GOALTENDERS
Edwards/Moffat
Harrison/Moffat
Edwards/Moffat
Edwards/Moffat

GOALTENDERS
Sauve/Wamsley
Sauve/Wamsley-Sevigny
Sauve/Wamsley

GOALTENDERS
Sauve/Peeters
Sauve/Peeters
Sauve/Peeters
Sauve/Peeters
Sauve-Myre/Peeters
Sauve/Peeters
Sauve/Peeters

GOALTENDERS
Barrasso-Sauve/Bouchard
Sauve-Barrasso/Bouchard
Barrasso/Bouchard

GOALTENDERS
Barrasso/Gosselin
Barrasso/Gosselin
Barrasso/Gosselin
Barrasso/Bouchard
Barrasso/Gosselin

GOALTENDERS
Barrasso-Puppa/Lemelin
Barrasso/Lemelin
Barrasso/Moog
Puppa/Lemelin
Puppa/Lemelin
Barrasso/Moog

GOALTENDERS
Cloutier/Lemelin
Malarchuk/Moog
Cloutier/Moog
Cloutier/Lemelin
Cloutier/Moog

WINNING GOAL
Park (Bos.)
Pederson (Bos.)
Ramsay (Buf.)
O'Reilly (Bos.)

WINNING GOAL
Peterson (Buf.)
McCourt (Buf.)
McKegney (Buf.)

WINNING GOAL
McKegney (Buf.)
Bourque (Bos.)
Ramsay (Buf.)
Middleton (Bos.)
Crowder (Bos.)
Ruff (Buf.)
Park (Bos.)

WINNING GOAL
M. Stastny (Que.)
Savard (Que.)
J.F. Sauve (Que.)

WINNING GOAL
A. Stastny (Que.)
Rocheffort (Que.)
Andreychuk (Buf.)
Andreychuk (Buf.)
Ashton (Que.)

WINNING GOAL
Kluzak (Bos.)
Shoebottom (Bos.)
Tucker (Buf.)
Tucker (Buf.)
Middleton (Bos.)
Plett (Bos.)

WINNING GOAL
Foligno (Buf.)
Carpenter (Bos.)
Neely (Bos.)
Neely (Bos.)
Neufeld (Bos.)





## THE PLAYOFFS

### ALL-TIME PLAYOFF RESULTS con't

#### 1990

DATE	SCORE
April 5, 1990	@ Buffalo 4, Montreal 1
April 7, 1990	Montreal 3, @ Buffalo 0
April 9, 1990	@ Montreal 2, Buffalo 1 (OT)
April 11, 1990	Buffalo 4, @ Montreal 2
April 13, 1990	Montreal 4, @ Buffalo 2
April 15, 1990	@ Montreal 5, Buffalo 2

(Montreal wins series 4 games to 2)

#### 1991

DATE	SCORE
April 3, 1991	@ Montreal 7, Buffalo 5
April 5, 1991	@ Montreal 5, Buffalo 4
April 7, 1991	@ Buffalo 5, Montreal 4

DATE	SCORE
April 9, 1991	@ Buffalo 6, Montreal 4
April 11, 1991	@ Montreal 4, Buffalo 3 (OT)
April 13, 1991	Montreal 5, @ Buffalo 1

(Montreal wins series 4 games to 2)

#### 1992

DATE	SCORE
April 19, 1992	Buffalo 3, @ Boston 2
April 21, 1992	@ Boston 3, Buffalo 2 (OT)
April 23, 1992	Boston 3, @ Buffalo 2
April 25, 1992	Boston 5, @ Buffalo 4 (OT)
April 27, 1992	Buffalo 2, @ Boston 0
April 29, 1992	@ Buffalo 9, Boston 3
May 1, 1992	@ Boston 3, Buffalo 2

(Boston wins series 4 games to 3)

#### 1993

DATE	SCORE
April 18, 1993	Buffalo 5, @ Boston 4 (OT)
April 20, 1993	Buffalo 4, @ Boston 0
April 22, 1993	@ Buffalo 4, Boston 3 (OT)
April 24, 1993	@ Buffalo 6, Boston 5 (OT)

(Buffalo wins series 4 games to 0)

DATE	SCORE
May 2, 1993	@ Montreal 4, Buffalo 3
May 4, 1993	@ Montreal 4, Buffalo 3 (OT)
May 6, 1993	Montreal 4, @ Buffalo 3 (OT)
May 8, 1993	Montreal 4, @ Buffalo 3 (OT)

(Montreal wins series 4 games to 0)

#### 1994

DATE	SCORE
April 17, 1994	Buffalo 2, @ New Jersey 0
April 19, 1994	@ New Jersey 2, Buffalo 1
April 21, 1994	New Jersey 2, @ Buffalo 1
April 23, 1994	@ Buffalo 5, New Jersey 3
April 25, 1994	@ New Jersey 5, Buffalo 3
April 27, 1994	@ Buffalo 1, New Jersey 0 (4OT)
April 29, 1994	@ New Jersey 2, Buffalo 1

(New Jersey wins series 4 games to 3)

#### 1995

DATE	SCORE
May 7, 1995	@ Philadelphia 4, Buffalo 3 (OT)
May 8, 1995	@ Philadelphia 3, Buffalo 1

#### GOALTENDERS

Puppa/Roy  
Puppa/Roy  
Puppa/Roy  
Puppa/Roy  
Puppa/Roy  
Puppa/Roy

#### GOALTENDERS

Puppa-Wakaluk/Roy  
Puppa/Roy  
Malarchuk/Roy

#### GOALTENDERS

Malarchuk/Roy-Racicot  
Malarchuk/Roy  
Malarchuk/Roy-Racicot

#### GOALTENDERS

Draper/Moog  
Draper/Moog  
Draper/Moog  
Draper/Moog  
Draper/Moog  
Draper/Moog-Lemelin  
Draper/Moog

#### GOALTENDERS

Fuhr/Moog  
Fuhr/Moog-Blue  
Fuhr/Blue  
Fuhr-Hasek/Moog

#### GOALTENDERS

Fuhr/Roy  
Fuhr/Roy  
Fuhr/Roy  
Fuhr/Roy

#### GOALTENDERS

Hasek/Brodeur  
Hasek/Brodeur  
Hasek/Brodeur  
Hasek/Brodeur  
Hasek/Brodeur  
Hasek/Brodeur  
Hasek/Brodeur

#### GOALTENDERS

Hasek/Hextall  
Hasek/Hextall

#### WINNING GOAL

Vaive (Buf.)  
Naslund (Mtl.)  
Skrudland (Mtl.)  
Turgeon (Buf.)  
Richer (Mtl.)  
Lemieux (Mtl.)

#### WINNING GOAL

Gilchrist (Mtl.)  
Carbonneau (Mtl.)  
Ramsey (Buf.)

#### WINNING GOAL

Ray (Buf.)  
Courtnall (Mtl.)  
Corson (Mtl.)

#### WINNING GOAL

Bodger (Buf.)  
Oates (Bos.)  
Oates (Bos.)  
Donato (Bos.)  
LaFontaine (Buf.)  
May (Buf.)  
Reid (Bos.)

#### WINNING GOAL

Sweeney (Buf.)  
Presley (Buf.)  
Khmylev (Buf.)  
May (Buf.)

#### WINNING GOAL

Dampousse (Mtl.)  
Carbonneau (Mtl.)  
Dionne (Mtl.)  
Muller (Mtl.)

#### WINNING GOAL

Simon (Buf.)  
Stevens (N.J.)  
Abelin (N.J.)  
Presley (Buf.)  
Lemieux (N.J.)  
Hannan (Buf.)  
Lemieux (N.J.)

#### WINNING GOAL

Dykhuis (Phi.)  
DiMaio (Phi.)

## THE PLAYOFFS

### ALL-TIME PLAYOFF RESULTS con't

May 10, 1995	@ Buffalo 3, Philadelphia 1
May 12, 1995	Philadelphia 4, @ Buffalo 2
May 14, 1995	@ Philadelphia 6, Buffalo 4

(Philadelphia wins series 4 games to 1)

#### 1997

DATE	SCORE
April 17, 1997	@ Buffalo 3, Ottawa 1
April 19, 1997	Ottawa 3, @ Buffalo 1
April 21, 1997	Buffalo 3, @ Ottawa 2
April 23, 1997	@ Ottawa 1, Buffalo 0 (OT)
April 25, 1997	Ottawa 4, @ Buffalo 1
April 27, 1997	Buffalo 3, @ Ottawa 0
April 29, 1997	@ Buffalo 3, Ottawa 2 (OT)

(Buffalo wins series 4 games to 3)

DATE	SCORE
May 3, 1997	Philadelphia 5, @ Buffalo 3
May 5, 1997	Philadelphia 2, @ Buffalo 1
May 7, 1997	@ Philadelphia 4, Buffalo 1
May 9, 1997	Buffalo 5, @ Philadelphia 4 (OT)
May 11, 1997	Philadelphia 6, @ Buffalo 3

(Philadelphia wins series 4 games to 1)

#### 1998

DATE	SCORE
April 22, 1998	Buffalo 3, @ Philadelphia 2
April 24, 1998	@ Philadelphia 3, Buffalo 2
April 27, 1998	@ Buffalo 6, Philadelphia 1
April 29, 1998	@ Buffalo 4, Philadelphia 1
May 1, 1998	Buffalo 3, @ Philadelphia 2 (OT)

(Buffalo wins series 4 games to 1)

DATE	SCORE
May 8, 1998	@ Buffalo 3, Montreal 2 (OT)
May 10, 1998	@ Buffalo 6, Montreal 3
May 12, 1998	Buffalo 5, @ Montreal 4 (2OT)
May 14, 1998	Buffalo 3, @ Montreal 1

(Buffalo wins series 4 games to 0)

DATE	SCORE
May 23, 1998	Buffalo 2, @ Washington 0
May 25, 1998	@ Washington 3, Buffalo 2 (OT)
May 28, 1998	Washington 4, @ Buffalo 3 (OT)
May 30, 1998	Washington 2, @ Buffalo 0
June 2, 1998	Buffalo 2, @ Washington 1
June 4, 1998	Washington 3, @ Buffalo 2 (OT)

(Washington wins series 4 games to 2)

#### 1999

DATE	SCORE
April 21, 1999	Buffalo 2, @ Ottawa 1
April 23, 1999	Buffalo 3, @ Ottawa 2 (2OT)
April 25, 1999	@ Buffalo 3, Ottawa 0
April 27, 1999	@ Buffalo 4, Ottawa 3

(Buffalo wins series 4 games to 0)

DATE	SCORE
May 6, 1999	@ Boston 4, Buffalo 2
May 9, 1999	Buffalo 3, @ Boston 1
May 12, 1999	@ Buffalo 3, Boston 2
May 14, 1999	@ Buffalo 3, Boston 0
May 16, 1999	@ Boston 5, Buffalo 3
May 18, 1999	@ Buffalo 3, Boston 2

(Buffalo wins series 4 games to 2)

Hasek/Hextall  
Hasek/Hextall  
Hasek/Hextall

Hasek/Tugnut  
Hasek/Tugnut  
Hasek-Shields/Tugnut  
Shields/Tugnut  
Shields-Trefilov/Tugnut  
Shields/Tugnut  
Shields/Tugnut

Shields/Snow  
Shields/Snow  
Shields/Snow  
Shields/Snow  
Shields/Hextall

Hasek/Burke  
Hasek/Burke  
Hasek/Burke-Hextall  
Hasek/Burke  
Hasek/Burke

Hasek/Moog  
Hasek/Moog-Thibault  
Hasek-Thibault-Theodore  
Hasek/Moog-Theodore

Hasek/Kolzig  
Hasek/Kolzig  
Hasek/Kolzig  
Hasek/Kolzig  
Hasek/Kolzig  
Hasek/Kolzig

Hasek/Tugnut  
Hasek/Rhodes  
Hasek/Rhodes  
Hasek/Tugnut

Hasek/Dafoe  
Hasek/Dafoe  
Hasek/Dafoe  
Hasek/Dafoe  
Hasek-Roloson/Dafoe  
Hasek/Dafoe

Presley (Buf.)  
Desjardins (Phi.)  
LeClair (Phi.)

Plante (Buf.)  
Duchesne (Ott.)  
Ward (Buf.)  
Alfredsson (Ott.)  
Alfredsson (Ott.)  
Holzinger (Buf.)  
Plante (Buf.)

Podein (Phi.)  
Therien (Phi.)  
Hawerchuk (Phi.)  
Ronan (Buf.)  
Zubrus (Phi.)

Audette (Buf.)  
LeClair (Phi.)  
Grosek (Buf.)  
Satan (Buf.)  
Grosek (Buf.)

Sanderson (Buf.)  
Barnaby (Buf.)  
Peca (Buf.)  
Audette (Buf.)

Grosek (Buf.)  
Krygier (Wsh.)  
Bondra (Wsh.)  
Berube (Wsh.)  
Woolley (Buf.)  
Juneau (Wsh.)

Brown (Buf.)  
Satan (Buf.)  
Ward (Buf.)  
Zhitnik (Buf.)

Thornton (Bos.)  
Brown (Buf.)  
Ward (Buf.)  
Zhitnik (Buf.)  
Khristich (Bos.)  
Brown (Buf.)





# THE PLAYOFFS

## ALL-TIME PLAYOFF RESULTS con't

DATE	SCORE
May 23, 1999	Buffalo 5, @ Toronto 4
May 25, 1999	@ Toronto 6, Buffalo 3
May 27, 1999	@ Buffalo 4, Toronto 2
May 29, 1999	@ Buffalo 5, Toronto 2
May 31, 1999	Buffalo 4, @ Toronto 2

*(Buffalo wins series 4 games to 1)*

DATE	SCORE
June 8, 1999	Buffalo 3, @ Dallas 2 (OT)
June 10, 1999	@ Dallas 4, Buffalo 2
June 12, 1999	Dallas 2, @ Buffalo 1
June 15, 1999	@ Buffalo 2, Dallas 1
June 17, 1999	@ Dallas 2, Buffalo 0
June 19, 1999	Dallas 2, @ Buffalo 1 (3OT)

*(Dallas wins series 4 games to 2)*

### 2000

DATE	SCORE
April 13, 2000	@ Philadelphia 3, Buffalo 2
April 14, 2000	@ Philadelphia 2, Buffalo 1
April 16, 2000	Philadelphia 2, @ Buffalo 0
April 18, 2000	@ Buffalo 3, Philadelphia 2 (OT)
April 20, 2000	@ Philadelphia 5, Buffalo 2

*(Philadelphia wins series 4 games to 1)*

### 2001

DATE	SCORE
April 11, 2001	Buffalo 2, @ Philadelphia 1
April 14, 2001	Buffalo 3, @ Philadelphia 3 (OT)
April 16, 2001	Philadelphia 3, @ Buffalo 2
April 17, 2001	@ Buffalo 4, Philadelphia 3 (OT)
April 19, 2001	@ Philadelphia 3, Buffalo 1
April 21, 2001	@ Buffalo 8, Philadelphia 0

*(Buffalo wins series 4 games to 2)*

DATE	SCORE
April 26, 2001	Pittsburgh 3, @ Buffalo 0
April 28, 2001	Pittsburgh 3 @ Buffalo 1
April 30, 2001	Buffalo 4, @ Pittsburgh 1
May 2, 2001	Buffalo 5, @ Pittsburgh 2
May 5, 2001	@ Buffalo 3, Pittsburgh 2 (OT)
May 8, 2001	@ Pittsburgh 3, Buffalo 2 (OT)
May 10, 2001	Pittsburgh 3, @ Buffalo 2 (OT)

*(Pittsburgh wins series 4 games to 3)*

GOALTENDERS
Roloson/Joseph
Roloson/Joseph
Hasek-Roloson/Joseph
Hasek/Joseph-Healy
Hasek/Joseph

GOALTENDERS
Hasek/Belfour
Hasek/Belfour
Hasek/Belfour
Hasek/Belfour
Hasek/Belfour

GOALTENDERS
Hasek/Boucher
Hasek/Boucher
Hasek/Boucher
Hasek/Boucher

GOALTENDERS
Hasek/Cechmanek
Hasek/Cechmanek
Hasek/Cechmanek
Hasek/Cechmanek
Hasek/Cechmanek & Boucher

GOALTENDERS
Hasek/Hedberg
Hasek/Hedberg
Hasek/Hedberg
Hasek/Hedberg
Hasek/Hedberg
Hasek/Hedberg
Hasek/Hedberg & Aubin

WINNING GOAL
Sanderson (Buf.)
Perreault (Tor.)
Barnes (Buf.)
Ray (Buf.)
Rasmussen (Buf.)

WINNING GOAL
Woolley (Buf.)
Hull (Dal.)
Nieuwendyk (Dal.)
Ward (Buf.)
Sydor (Dal.)
Hull (Dal.)

WINNING GOAL
Gagne (Phi.)
Desjardins (Phi.)
LeClair (Phi.)
Barnes (Buf.)
Langkow (Phi.)

WINNING GOAL
Gilmour (Buf.)
McKee (Buf.)
Delmore (Phi.)
Brown (Buf.)
Recchi (Phi.)
Gratton (Buf.)

WINNING GOAL
Lemieux (Pit.)
Ference (Pit.)
Woolley (Buf.)
Barnes (Buf.)
Barnes (Buf.)
Straka (Pit.)
Kasparaitis (Pit.)

# THE PLAYOFFS

## OVERTIME HISTORY IN PLAYOFFS

Date	Opponent	Scorer	Score	Time
April 10, 1973	@ Montreal	Rene Robert	3-2 Buf.	9:18
April 17, 1975	@ Chicago	Stan Mikita	5-4 Chi.	2:31
April 27, 1975	Montreal	Danny Gare	6-5 Buf.	4:42
May 6, 1975	Montreal	Rene Robert	5-4 Buf.	5:56
May 20, 1975	Philadelphia	Rene Robert	5-4 Buf.	18:29
April 8, 1976	St. Louis	Danny Gare	3-2 Buf.	11:43
April 9, 1976	St. Louis	Don Luce	2-1 Buf.	14:27
April 13, 1976	N.Y. Islanders	Danny Gare	3-2 Buf.	14:04
April 13, 1978	@ N.Y. Rangers	Don Murdoch	4-3 N.Y.	1:37
April 14, 1979	Pittsburgh	George Ferguson	4-3 Pit.	:47
May 1, 1980	N.Y. Islanders	Bob Nystrom	2-1 N.Y.	21:20
April 8, 1981	Vancouver	Alan Haworth	3-2 Buf.	5:00
April 16, 1981	Minnesota	Steve Payne	4-3 Min.	:22
April 20, 1981	@ Minnesota	Craig Ramsay	5-4 Buf.	16:32
April 24, 1983	@ Boston	Brad Park	3-2 Bos.	1:52
April 10, 1988	Boston	John Tucker	6-5 Buf.	5:32
April 9, 1990	@ Montreal	Brian Skrudland	2-1 Mtl.	12:35
April 11, 1991	@ Montreal	Russ Courtnall	4-3 Mtl.	5:56
April 21, 1992	@ Boston	Adam Oates	3-2 Bos.	11:14
April 25, 1992	Boston	Ted Donato	5-4 Bos.	2:08
April 18, 1993	@ Boston	Bob Sweeney	5-4 Buf.	11:03
April 22, 1993	Boston	Yuri Khmylev	4-3 Buf.	1:05
April 24, 1993	Boston	Brad May	6-5 Buf.	4:48
May 4, 1993	@ Montreal	Guy Carbonneau	4-3 Mtl.	2:50
May 6, 1993	Montreal	Gilbert Dionne	4-3 Mtl.	8:28
May 8, 1993	Montreal	Kirk Muller	4-3 Mtl.	11:37
April 27, 1994	New Jersey	Dave Hannan	1-0 Buf.	65:43
May 7, 1995	@ Philadelphia	Karl Dykhuis	4-3 Phi.	10:06
April 23, 1997	@ Ottawa	Daniel Alfredsson	1-0 Ott.	2:34
April 29, 1997	Ottawa	Derek Plante	3-2 Buf.	5:24
May 9, 1997	@ Philadelphia	Ed Ronan	5-4 Buf.	6:24
May 1, 1998	@ Philadelphia	Michal Grosseck	3-2 Buf.	5:40
May 8, 1998	Montreal	Geoff Sanderson	3-2 Buf.	2:37
May 12, 1998	@ Montreal	Michael Pecca	5-4 Buf.	21:24
May 25, 1998	@ Washington	Todd Krygier	3-2 Wsh.	3:01
May 28, 1998	Washington	Peter Bondra	4-3 Wsh.	9:37
June 4, 1998	Washington	Joe Juneau	3-2 Wsh.	6:24
April 23, 1999	@ Ottawa	Miroslav Satan	3-2 Buf.	30:35
June 8, 1999	@ Dallas	Jason Woolley	3-2 Buf.	15:30
June 19, 1999	Dallas	Brett Hull	2-1 Dal.	54:51
April 18, 2000	@ Philadelphia	Stu Barnes	3-2 Buf.	4:42
April 14, 2001	@ Philadelphia	Jay McKee	4-3 Buf.	18:02
April 17, 2001	Philadelphia	Curtis Brown	4-3 Buf.	6:13
May 5, 2001	Pittsburgh	Stu Barnes	3-2 Buf.	8:34
May 8, 2001	@ Pittsburgh	Martin Straka	3-2 Pit.	11:29
May 10, 2001	Pittsburgh	Darius Kasparaitis	3-2 Pit.	13:01

Sabres are 25-21 in overtime games during the playoffs (16-10 at home and 9-11 on road). Overtime goals have ended a Sabres' playoff series nine times (April 9, 1976, April 14, 1979, April 24, 1983, April 24, 1993, May 8, 1993, April 29, 1997, May 1, 1998, June 4, 1998, June 19, 1999 and May 10, 2001).

# THE PLAYOFFS







## THE PLAYOFFS

### PLAYOFF HAT TRICKS

#### PLAYOFF HAT TRICKS FOR THE SABRES

YEAR	NO.	PLAYER	OPPONENT	SCORE	DATE	PLACE	GOALIE(S)
1977 (1)	1.	Jim Lorentz	Minnesota	7-1 W	4-7-77	Minnesota	Pete LoPresti (2) Gary Smith (1)
1980 (1)	2.	Gil Perreault	N.Y. Islanders	7-4 W	5-6-80	New York	Billy Smith (2) Empty Net (1)
1985 (1)	3.	Dave Andreychuk	Quebec	7-4 W	4-14-85	Buffalo	Dan Bouchard
1988 (1)	# *4.	John Tucker	Boston	6-2 W	4-9-88	Buffalo	Alexei Zhitnik
1998 (1)	# 5.	Matthew Barnaby	Montreal	6-3 W	5-10-98	Buffalo	Andy Moog (2) Empty Net (1)

\* - indicates 4-goal game.

# - indicates three consecutive and uninterrupted goals (true or natural hat trick). Note: John Tucker's final three scores of a four-goal game vs. Boston on 4-9-88 (6-2 W) were consecutive and uninterrupted.  
Note: Figure in brackets for scorer indicates accumulative total with the Sabres in the playoffs.

#### PLAYOFF HAT TRICKS AGAINST THE SABRES

YEAR	NO.	PLAYER	OPPONENT	SCORE	DATE	PLACE	GOALIE(S)
1973 (1)	1.	Yvan Cournoyer	Montreal	3-7 L	4-5-73	Montreal	Dave Dryden
1975 (1)	2.	Guy Lafleur	Montreal	0-7 L	5-1-75	Montreal	Roger Crozier (1) Gerry Desjardins (2)
1982 (1)	3.	Barry Pederson	Boston	3-7 L	4-8-82	Boston	Don Edwards

\* - indicates 4-goal game.

# - indicates three consecutive and uninterrupted goals (true or natural hat trick).  
Note: Figure in brackets for scorer indicates accumulative total against the Sabres in the playoffs.

### PLAYOFF SHUTOUTS

#### SABRES PLAYOFF SHUTOUTS

YEAR	NO.	GOALTENDER	OPPONENT	SCORE	DATE	PLACE	SAVES
1980 (3)	1.	Bob Sauve	Vancouver	6-0	4-9-80	Buffalo	22
	2.	Don Edwards	Chicago	5-0	4-16-80	Buffalo	17
	3.	Bob Sauve (2)	N.Y. Islanders	2-0	5-8-80	Buffalo	22
1983 (2)	4.	Bob Sauve (3)	Montreal	1-0	4-6-83	Montreal	24
	5.	Bob Sauve (4)	Montreal	3-0	4-7-83	Montreal	22
1989 (1)	6.	Jacques Cloutier	Boston	6-0	4-5-89	Boston	29
1992 (1)	7.	Tom Draper	Boston	2-0	4-27-92	Boston	28
1993 (1)	8.	Grant Fuhr	Boston	4-0	4-20-93	Boston	34
1994 (2)	9.	Dominik Hasek	New Jersey	2-0	4-17-94	New Jersey	30
	10.	Dominik Hasek (2)	New Jersey	1-0	4-27-94	Buffalo	70
1997 (1)	11.	Steve Shields	Ottawa	3-0	4-27-97	Ottawa	31
1998 (1)	12.	Dominik Hasek (3)	Washington	2-0	5-23-98	Washington	19
1999 (1)	13.	Dominik Hasek (4)	Ottawa	3-0	4-25-99	Buffalo	31
1999 (2)	14.	Dominik Hasek (5)	Boston	3-0	5-14-99	Buffalo	24
2000 (1)	15.	Dominik Hasek (6)	Philadelphia	8-0	4-21-01	Buffalo	24

Note: Figure in brackets for goaltender indicates accumulative total with the Sabres in the playoffs.

#### PLAYOFF SHUTOUTS AGAINST THE SABRES

YEAR	NO.	GOALTENDER	OPPONENT	SCORE	DATE	PLACE	SAVES
1975 (2)	1.	Ken Dryden	Montreal	7-0	5-1-75	Montreal	27
	2.	Bernie Parent	Philadelphia	2-0	5-27-75	Buffalo	32
1983 (1)	3.	Pete Peeters	Boston	9-0	4-20-83	Boston	27
1990 (1)	4.	Patrick Roy	Montreal	3-0	4-7-90	Buffalo	26
1997 (1)	5.	Ron Tugnutt	Ottawa	1-0	4-23-97	Ottawa	17
1998 (1)	6.	Olaf Kolzig	Washington	2-0	5-30-98	Buffalo	30
1999 (1)	7.	Ed Belfour	Dallas	2-0	6-17-99	Dallas	23
2000 (1)	8.	Brian Boucher	Philadelphia	2-0	4-16-00	Buffalo	17
2001 (1)	9.	Johan Hedberg	Pittsburgh	3-0	4-26-01	Buffalo	25

Note: Figure in brackets for goaltender indicates accumulative total against the Sabres in the playoffs.

## THE PLAYOFFS

### CAREER PLAYOFF LEADERS

Games Played	Total	Shorthanded Goals	Total	Goalie Games	Total
Gilbert Perreault	90	Dixon Ward	3	Dominik Hasek	68
Craig Ramsay	89	Curtis Brown	2	Don Edwards	31
Bill Hajt	80	Brian Holzinger	2	Gerry Desjardins	25
Jim Schoenfeld	75	Don Luce	2	Bob Sauve	23
Richard Smehlik	83	Wayne Presley	2	Tom Barrasso	12
Mike Ramsey	72	Craig Ramsay	2	Daren Puppa	11
Alexei Zhitnik	70	Seven Players Tied	1	Steve Shields	10
Don Luce	62			Roger Crozier	9
Rick Martin	62			Grant Fuhr	8
Donald Audette	61			Tom Draper	7
Goals	Total	Game Winning Goals	Total	Goalie Wins	Total
Gilbert Perreault	33	Gilbert Perreault	5	Dominik Hasek	37
Rick Martin	24	Danny Gare	5	Don Edwards	13
Danny Gare	24	Stu Barnes	4	Bob Sauve	13
Rene Robert	22	Curtis Brown	4	Gerry Desjardins	11
Don Luce	17	Rick Martin	4	Roger Crozier	5
Craig Ramsay	17	Craig Ramsay	4	Grant Fuhr	4
Donald Audette	15	Rene Robert	4	Steve Shields	4
Stu Barnes	14	Six Players Tied	3	Tom Barrasso	3
Curtis Brown	14			Tom Draper	3
Two Others Tied	14			Daren Puppa	3
Assists	Total	Penalty Minutes	Total	Goalie Minutes	Total
Gilbert Perreault	70	Rob Ray	167	Dominik Hasek	4,290
Craig Ramsay	31	Lindy Ruff	164	Don Edwards	1,859
Rick Martin	29	Mike Ramsey	158	Gerry Desjardins	1,382
Jason Woolley	27	Jim Schoenfeld	151	Bob Sauve	1,268
Dale Hawerchuk	25	Danny Gare	147	Tom Barrasso	663
Donald Audette	23	Mike Foligno	143	Daren Puppa	593
Dave Andreychuk	22	Alexei Zhitnik	126	Steve Shields	570
Miroslav Satan	21	Mike Hartman	104	Roger Crozier	541
Alexei Zhitnik	21	Larry Playfair	97	Grant Fuhr	474
Danny Gare	21	Kevin Maguire	86	Tom Draper	433
		Matthew Barnaby	79		
Points	Total	Power Play Goals	Total	Shutouts	Total
Gilbert Perreault	103	Rick Martin	12	Dominik Hasek	6
Rick Martin	53	Gilbert Perreault	9	Bob Sauve	4
Craig Ramsay	48	Stu Barnes	8	Jacques Cloutier	1
Danny Gare	44	Danny Gare	8	Tom Draper	1
Rene Robert	39	Donald Audette	7	Don Edwards	1
Donald Audette	38	Pat LaFontaine	7	Grant Fuhr	1
Dave Andreychuk	35	Rick Vaive	7	Steve Shields	1
Dale Hawerchuk	34	Miroslav Satan	6		
Miroslav Satan	34	Alexei Zhitnik	6		
Jason Woolley	34	Three Players Tied	5		





## THE PLAYOFFS

### INDIVIDUAL PLAYOFF RECORDS

#### ONE PLAYOFF YEAR

<b>Most Goals</b>	10	Gil Perreault (1980)
<b>Most Goals by Defenseman</b>	4	Mike Ramsey (1983) Jason Woolley (1999) Alexei Zhitnik (1999)
<b>Most Assists</b>	11	Gil Perreault (1980) Jason Woolley (1999) Alexei Zhitnik (1999)
<b>Most Points</b>	21	Gil Perreault (1980)
<b>Most Penalty Minutes</b>	56	Rob Ray (1991)
<b>Most Power-Play Goals</b>	5	Rick Martin (1975) Pat LaFontaine (1992)
<b>Most Short-Handed Goals</b>	2	Dixon Ward (1999) Curtis Brown (2001)
<b>Most Minutes Played by Goaltender</b>	1217	Dominik Hasek (1999)
<b>Longest Shutout Sequence by Goaltender</b>	147:25	Bob Sauve (4-6-83 to 4-9-83 vs. Montreal)
<b>Most Shots on Goal</b>	66	Gil Perreault (1975)
<b>Most Consecutive Goal-Scoring Games</b>	7	Pat LaFontaine (1992)
<b>Most Point-Scoring Games in Succession</b>	8	Dale Hawerchuk (1993) Donald Audette (1998)
<b>ONE PLAYOFF SERIES</b>		
<b>Most Goals</b>	8	Pat LaFontaine (1992 vs. Boston)
<b>Most Assists</b>	7	Gil Perreault (1973 vs. Montreal; 1982 vs. Boston, 1983 vs. Boston) Dale Hawerchuk (1994 vs. New Jersey) Miroslav Satan (2001 vs. Philadelphia)
<b>Most Points</b>	11	Pat LaFontaine (1992 vs. Boston)
<b>Most Penalty Minutes</b>	56	Rob Ray (1991 vs. Montreal)
<b>Most Power-Play Goals</b>	5	Pat LaFontaine (1992 vs. Boston)
<b>Most Short-Handed Goals</b>	2	Dixon Ward (1999 vs. Toronto) Curtis Brown (2001 vs. Pittsburgh)
<b>Most Minutes Played by Goaltender</b>	484	Dominik Hasek (1994 vs. New Jersey)
<b>Most Shots on Goal</b>	38	Rick Martin (1973 vs. Montreal)
<b>Most Goals by Opposing Player</b>	7	Guy Lafleur (1975 vs. Montreal) Barry Pederson (1983 vs. Boston)
<b>Most Assists by Opposing Player</b>	14	Rick Middleton (1983 vs. Boston)
<b>Most Points by Opposing Player</b>	18	Rick Middleton (1983 vs. Boston)

#### ONE STANLEY CUP FINAL SERIES

(1975 vs. Philadelphia, 6 games-1999 vs. Dallas, 6 games)		
<b>Most Goals</b>	3	Stu Barnes (1999 vs. Dallas)
<b>Most Assists</b>	4	Rick Martin (1975 vs. Philadelphia)
<b>Most Points</b>	6	Rick Martin (1975 vs. Philadelphia)
<b>Most Penalty Minutes</b>	18	Alexei Zhitnik (1999 vs. Dallas)
<b>Most Power-Play Goals</b>	1	Jerry Korab (1975 vs. Philadelphia) Rick Martin (1975 vs. Philadelphia) Michael Peca (1999 vs. Dallas) Gil Perreault (1975 vs. Philadelphia) Alexei Zhitnik (1999 vs. Dallas)
<b>Most Short-Handed Goals</b>	0	None
<b>Most Minutes Played by Goaltender</b>	428	Dominik Hasek (1999 vs. Dallas)
<b>Most Shots on Goal</b>	23	Gil Perreault (1975 vs. Philadelphia)
<b>Most Goals by Opposing Player</b>	3	Brett Hull (1999 vs. Dallas) Reggie Leach (1975 vs. Philadelphia) Jere Lehtinen (1999 vs. Dallas)
<b>Most Assists by Opposing Player</b>	7	Mike Modano (1999 vs. Dallas)
<b>Most Points by Opposing Player</b>	7	Mike Modano (1999 vs. Dallas)

#### ONE SEMIFINAL/CONFERENCE FINAL SERIES

<b>Most Goals</b>	6	Gil Perreault (1980 vs. N.Y. Islanders)
<b>Most Assists</b>	4	Brian Holzinger (1999 vs. Toronto) Peter McNab (1975 vs. Montreal) Jason Woolley (1999 vs. Toronto)
<b>Most Points</b>	8	Gil Perreault (1980 vs. N.Y. Islanders)
<b>Most Penalty Minutes</b>	24	Larry Carriere (1975 vs. Montreal)
<b>Most Power-Play Goals</b>	4	Stu Barnes (1999 vs. Toronto)
<b>Most Short-Handed Goals</b>	2	Dixon Ward (1999 vs. Toronto)
<b>Most Minutes Played by Goaltender</b>	379	Dominik Hasek (1998 vs. Washington)
<b>Most Shots on Goal</b>	27	Rick Martin (1975 vs. Montreal)
<b>Most Goals by Opposing Player</b>	7	Guy Lafleur (1975 vs. Montreal)
<b>Most Assists by Opposing Player</b>	7	Pete Mahovich (1975 vs. Montreal)
<b>Most Points by Opposing Player</b>	10	Guy Lafleur (1975 vs. Montreal) Jacques Lemaire (1975 vs. Montreal) Pete Mahovich (1975 vs. Montreal)

## THE PLAYOFFS

### INDIVIDUAL PLAYOFF RECORDS

#### ONE QUARTERFINAL SERIES

<b>Most Goals</b>	5	Rene Robert (1973 vs. Montreal)
<b>Most Assists</b>	7	Gil Perreault (1973 vs. Montreal; 1983 vs. Boston)
<b>Most Points</b>	10	Gil Perreault (1973 vs. Montreal)
<b>Most Penalty Minutes</b>	47	Lindy Ruff (1983 vs. Boston)
<b>Most Power-Play Goals</b>	3	Rick Martin (1975 vs. Chicago)
<b>Most Short-Handed Goals</b>	2	Curtis Brown (2001 vs. Pittsburgh)
<b>Most Minutes Played by Goaltender</b>	452	Dominik Hasek (2001 vs. Pittsburgh)
<b>Most Shots on Goal</b>	38	Rick Martin (1973 vs. Montreal)
<b>Most Goals by Opposing Player</b>	7	Barry Pederson (1983 vs. Boston)
<b>Most Assists by Opposing Player</b>	14	Rick Middleton (1983 vs. Boston)
<b>Most Points by Opposing Player</b>	18	Rick Middleton (1983 vs. Boston)

#### ONE FIRST-ROUND SERIES

<b>Most Goals</b>	8	Pat LaFontaine (1992 vs. Boston)
<b>Most Assists</b>	7	Gil Perreault (1982 vs. Boston) Dale Hawerchuk (1994 vs. New Jersey) Miroslav Satan (2001 vs. Pittsburgh)
<b>Most Points</b>	11	Pat LaFontaine (1992 vs. Boston)
<b>Most Penalty Minutes</b>	56	Rob Ray (1991 vs. Montreal)
<b>Most Power-Play Goals</b>	5	Pat LaFontaine (1992 vs. Boston)
<b>Most Short-Handed Goals</b>	1	Craig Ramsay (1976 vs. St. Louis) Scott Arniel (1989 vs. Boston) Mike Foligno (1989 vs. Boston) Christian Ruuttu (1991 vs. Montreal) Dave Snuggerud (1991 vs. Montreal) Petr Svoboda (1992 vs. Boston) Pat LaFontaine (1992 vs. Boston) Wayne Presley (1993 vs. Boston; 1995 vs. Philadelphia) Brian Holzinger (1997 vs. Ottawa; 1998 vs. Philadelphia) Dixon Ward (1997 vs. Philadelphia) Darryl Shannon (1998 vs. Philadelphia)
<b>Most Minutes Played by Goaltender</b>	484	Dominik Hasek (1994 vs. New Jersey)
<b>Most Shutouts</b>	2	Bob Sauve (1983 vs. Montreal) Dominik Hasek (1994 vs. New Jersey)
<b>Most Shots on Goal</b>	27	Dave Andreychuk (1992 vs. Boston) Pat LaFontaine (1992 vs. Boston)

<b>Most Goals by Opposing Player</b>	6	Michel Goulet (1982 vs. Quebec)
<b>Most Assists by Opposing Player</b>	10	Peter McNab (1982 vs. Boston) Peter Stastny (1985 of Quebec)
<b>Most Points by Opposing Player</b>	10	Peter McNab (1982 vs. Boston) Peter Stastny (1985 vs. Quebec) Denis Savard (1991 vs. Montreal) Adam Oates (1992 vs. Boston)

#### ONE GAME ONLY

<b>Most Goals</b>	4	John Tucker (4-9-88 vs. Boston)
<b>Most Assists</b>	4	Gil Perreault (4-10-82 vs. Boston; 4-17-80 vs. Chicago) Dave Andreychuk (4-11-90 at Montreal)
<b>Most Points</b>	5	John Tucker (4-10-88 vs. Boston)
<b>Most Penalty Minutes</b>	32	Kevin Maguire (4-9-88 vs. Boston)
<b>Most Power-Play Goals</b>	2	John Tucker (4-9-88 vs. Boston; 4-10-88 vs. Boston) Randy Burridge (5-11-97 vs. Philadelphia) Miroslav Satan (4-27-98 vs. Philadelphia)
<b>Most Short-Handed Goals</b>	1	15 times, last Curtis Brown (5-5-01 vs. Pittsburgh)
<b>Most Minutes Played by Goaltender</b>	125:43	Dominik Hasek (4-27-94 vs. New Jersey)
<b>Most Shots on Goal</b>	11	Danny Gare (1976 vs. St. Louis) Tony McKegney (1981 vs. Minnesota)
<b>Most Goals by Opposing Player</b>	3	Yvon Cournoyer (4-5-73 at Montreal) Guy Lafleur (5-1-75 at Montreal) Barry Pederson (4-8-82 at Boston)
<b>Most Assists by Opposing Player</b>	4	Rick Middleton (4-18-83 vs. Boston) Andrei Nikolishin (5-28-98 vs. Washington)
<b>Most Points by Opposing Player</b>	6	Rick Middleton (4-18-83 vs. Boston)





## THE PLAYOFFS

### TEAM RECORDS

#### One Playoff Year

**Overall Wins**  
**Most** 14 (1999, 21 games)  
**Fewest** 0 (1984, 3 games)

**Overall Losses**  
**Most** 7 (1975, 17 games)  
 (1997, 12 games)  
 (1999, 21 games)  
**Fewest** 2 (1979, 3 games)

**Goals For**  
**Most** 59 (1999, 21 games)  
**Fewest** 5 (1984, 3 games)

**Goals Against**  
**Most** 58 (1975, 17 games)  
**Fewest** 9 (1979, 3 games)

**Most Shutouts**  
**For** 3 (1980, 14 games)  
**Against** 2 (1975, 17 games)

**Most Overtime Games**  
 6 (1993, 8 games)  
 6 (1998, 15 games)

**Longest Winning Streak**  
 8 (4-27-98 to 5-23-98)

**Longest Losing Streak**  
 4 (4-11-77 to 4-17-77)  
 (4-15-76 to 4-22-76)  
 (4-6-89 to 4-11-89)  
 (5-2-93 to 5-8-93)

**Most Power-Play Goals**  
**For** 17 (1980, 14 games)  
**Against** 14 (1975, 17 games)

**Most Short-Handed Goals**  
**For** 4 (1999, 21 games)  
**Against** 3 (1988, 6 games)  
 (1980, 14 games)

**Shots on Goal For**  
**Most** 561 (1999, 21 games)  
**Fewest** 83 (1984, 3 games)

**Shots on Goal Against**  
**Most** 657 (1999, 21 games)  
**Fewest** 73 (1984, 3 games)

**Most Penalty Minutes**  
**For** 349 (1988, 21 games)  
**Opp.** 308 (1988, 6 games)

#### One Playoff Series

**Most Goals Scored in Two-Game Series**  
**For** 11 (1977 vs. Minnesota)  
**Allowed** 3 (1977 vs. Minnesota)

**Goals Scored in Three-Game Series**  
**Most** 13 (1981 vs. Vancouver)  
**Least** 5 (1984 vs. Quebec)

**Goals Allowed in Three-Game Series**  
**Most** 13 (1984 vs. Quebec)  
**Least** 2 (1983 vs. Montreal)

**Goals Scored in Four-Game Series**  
**Most** 19 (1993 vs. Boston)  
**Least** 10 (1977 vs. N.Y. Islanders)

#### Goals Allowed in Four-Game Series

**Most** 17 (1982 vs. Boston)  
**Least** 6 (1999 vs. Ottawa)

#### Goals Scored in Five-Game Series

**Most** 22 (1985 vs. Quebec)  
**Least** 8 (2000 vs. Philadelphia)

#### Goals Allowed in Five-Game Series

**Most** 24 (1981 vs. Minnesota)  
**Least** 9 (1998 vs. Philadelphia)

#### Goals Scored in Six-Game Series

**Most** 24 (1991 vs. Montreal)  
**Least** 9 (1999 vs. Dallas)

#### Goals Allowed in Six-Game Series

**Most** 29 (1975 vs. Montreal)  
 (1991 vs. Montreal)  
 (1998 vs. Washington)  
 (1999 vs. Dallas)  
 (2001 vs. Philadelphia)  
**Least** 13

#### Goals Scored in Seven-Game Series

**Most** 24 (1992 vs. Boston)  
**Least** 14 (1994 vs. New Jersey)  
 (1997 vs. Ottawa)

#### Goals Allowed in Seven-Game Series

**Most** 33 (1983 vs. Boston)  
**Least** 13 (1997 vs. Ottawa)

#### One Game Only

**Most Goals**  
**For** 9 (4-29-92 vs. Boston)  
**Against** 9 (4-20-83 at Boston)  
**Combine** 12 (4-3-91 at Montreal, 7-5 Mtl.)  
 (4-29-92 vs. Boston, 9-3 Buf.)

#### Most Goals in One Period

**For** 5 (4-20-75 vs. Chicago, 3rd per.)  
 (4-13-85 vs. Quebec, 3rd per.)  
 (4-14-85 vs. Quebec, 3rd per.)  
**Against** 5 (4-5-73 at Montreal, 2nd per.)  
 (4-8-82 at Boston, 2nd per.)  
 (4-20-83 at Boston, 1st per.)  
**Combine** 7 (4-13-85 vs. Quebec, 3rd per.)  
 (5-11-97 vs. Philadelphia, 2nd. per.)

#### Most Short-Handed Goals in Game

**For** 2 (Scott Arniel and Mike Foligno,  
 4-5-89 at Boston)  
 (Darryl Shannon and Brian  
 Holzinger, 4-27-98 vs. Philadelphia)

#### Most Short-Handed Goals on Same Penalty

**For** 2 (Darryl Shannon and Brian  
 Holzinger, 4-27-98 vs. Philadelphia)

#### Greatest Winning Margin

8 (2001 vs. Philadelphia, 8-0)

#### Greatest Losing Margin

9 (1983 at Boston, 9-0)

#### Shots on Goal

**Most** 57 (4-8-76 vs. St. Louis)  
**Fewest** 12 (6-12-99 vs. Dallas)

#### Shots on Goal Against

**Most** 70 (4-27-94 vs. New Jersey)  
**Fewest** 14 (4-22-75 vs. Chicago)

## THE PLAYOFFS

### TEAM RECORDS con't

#### Shots on Goal in One Period

**Most** 22 (4-8-76 vs. St. Louis, 1st per.)  
 (4-15-77 vs. N.Y. Islanders,  
 1st per.)

**Least** 2 (29-97 vs. Ottawa, 1st per.)  
 (5-12-98 at Montreal,  
 3rd per.)  
 (6-2-98 at Washington, 2nd  
 per.) (6-15-99 vs. Dallas, 3rd  
 per.) (5-8-01 vs. Pittsburgh,  
 3rd per.)

#### Shots on Goal Against in One Period

**Most** 24 (4-20-80 at Chicago, 2nd per.)  
**Least** 1 (4-16-80 vs. Chicago, 1st per.)  
 (4-11-82 vs. Boston, 3rd per.)  
 (4-7-83 at Montreal, 1st per.)  
 (4-4-84 vs. Quebec, 1st per.)

#### Shots on Goal by Both Teams in One Period

**Most** 35 (4-9-91 vs. Montreal,  
 2nd per.)

#### Most Penalty Minutes

**For** 121 (4-9-88 vs. Boston)  
**Opp.** 105 (4-9-88 vs. Boston)  
**Combine** 226 (4-9-88 vs. Boston)

#### Fastest Two Goals by Team

**For** :14 (Mike Foligno and Sean  
 McKenna, 4-5-84 vs. Quebec)  
**Against** :08 (Eric Desjardins and Stephane  
 Richer, 4-9-91 vs. Montreal)  
**Combine** :05 (Gil Perreault/Buf. and  
 Jim Hamilton/Pit.,  
 4-14-79 vs. Pittsburgh)

#### Fastest Two Goals by One Player

**For** :27 (Pierre Turgeon, 4-6-89  
 at Boston)  
**Against** :27 (Guy Lafleur, 5-1-75  
 at Montreal)

#### Fastest Three Goals by Team

**For** 1:48 (Randy Wood, Dave Hannan  
 and Bob Corkum,  
 4-29-92 vs. Boston)  
**Against** 1:19 (Russ Courtnall twice and  
 Mathieu Schneider, 4-3-91 at  
 Montreal)  
**Combine** :36 (Eric Desjardins/Mtl. and  
 Stephane Richer/Mtl. and  
 Benoit Hogue/Buf., 4-9-91 vs.  
 Montreal)

#### Fastest Three Goals by One Player

**For** 12:37 (Dave Andreychuk,  
 4-14-85 vs. Quebec)  
**Against** 13:40 (Barry Pederson, 4-8-82  
 at Boston)

#### Fastest Four Goals

**For** 5:28 (4-27-98 vs. Philadelphia)  
**Against** 2:52 (4-3-91 at Montreal)  
**Combine** 2:38 (4-9-91 vs. Montreal)

#### Fastest Five Goals

**For** 14:37 (4-20-75 at Chicago)  
**Against** 9:31 (4-3-91 at Montreal)  
**Combine** 6:19 (5-11-97 vs. Philadelphia)

#### Fastest Goal from Opening Face-off:

**For** 1:06 (Gil Perreault, 4-5-73 at  
 Montreal)  
**Opp.** :14 (Kirk Muller, 5-6-93 vs.  
 Montreal)

#### Shortest Overtime Game

60:22 (Steve Payne/Min.  
 scored, 4-16-81 vs. Minnesota)

#### Longest Overtime Game



125:43 (Dave Hannan/Buf.  
 scored, 4-27-94 vs. New Jersey)

### MOST PLAYOFF POINTS VS SABRES

	G	A	PTS
Ray Bourque	6	29	35
Rick Middleton	10	19	29
Barry Pederson	10	13	23
Adam Oates	4	18	22
Stephane Richer	13	6	19
Eric Desjardins	5	13	18
Rod Brind'Amour	8	10	18
Bryan Trottier	3	14	17
Denis Potvin	5	12	17
Cam Neely	11	6	17
John LeClair	8	9	17
Guy Lafleur	9	7	16
Joe Juneau	7	9	16
Peter Stastny	1	14	15
Pete Mahovlich	4	10	14
Shayne Corson	5	9	14
Rick MacLeish	6	7	13
Jacques Lemaire	6	7	13
Eric Lindros	5	8	13
Yvan Cournoyer	7	6	13

THE PLAYOFFS





# SABRES HISTORY





## NHL AWARDS AND HONORS

### NHL Awards

Hart Memorial Trophy  
 Art Ross Trophy  
 Calder Memorial Trophy

James Norris Memorial Trophy  
 Vezina Trophy

Conn Smythe Trophy  
 Lady Byng Memorial Trophy  
 Frank J. Selke Trophy

William M. Jennings Trophy

Lester B. Pearson Award  
 Jack Adams Award  
 Bill Masterton Memorial Trophy

Lester Patrick Trophy

King Clancy Memorial Trophy  
 Presidents' Trophy (Team Award)

- 2003-04** Selected to Future Stars Game At All-Star Game: Derek Roy  
 Selected as NHL Defensive Player of the Week: Martin Biron (October 20-26, 2003)
- 2002-03** Selected to Eastern Conference All-Star Team: Miroslav Satan  
 Selected to Future Stars Game At All-Star Game: Ryan Miller, Henrik Tallinder, Taylor Pyatt  
 Selected as NHL Player of the Week: Miroslav Satan (December 1-7, 2002)  
 Selected as NHL Rookie of the Month: Ales Kotalik (January, 2003)
- 2001-02** Selected to World All-Star Team: Alexei Zhitnik  
 Selected to Future Stars Game At All-Star Game: Tim Connolly  
 Vezina Trophy: Dominik Hasek  
 William M. Jennings Trophy: Dominik Hasek
- 1999-00** Selected as NHL Player of the Week: Dominik Hasek (April 3-9, 2000)  
 Selected as NHL Player of the Week: Martin Biron (November 1-7, 1999)
- 1998-99** Vezina Trophy: Dominik Hasek  
 King Clancy Trophy: Rob Ray  
 Official NHL First-Team All-Star Goaltender: Dominik Hasek  
 Selected to World All-Stars Team for NHL All-Star Game: Dominik Hasek (20 MINS, 4 GA, Starting Goaltender, Leading Votegetter); Alexei Zhitnik  
 Selected as NHL Player of the Month: Dominik Hasek (December, 1998)  
 Selected as NHL Player of the Week: Dominik Hasek (Nov. 30- Dec. 6, 1998, December 7-13, 1998, & April 5-11, 1999)  
 Selected as NHL Player of the Week: Miroslav Satan (February 15-21, 1999 & March 15-21, 1999)
- 1997-98** Hart Trophy: Dominik Hasek  
 Lester B. Pearson Award: Dominik Hasek  
 Vezina Trophy: Dominik Hasek  
 Official NHL First-Team All-Star Goaltender: Dominik Hasek  
 Selected to World All-Stars Team for NHL All-Star Game: Dominik Hasek (20 MINS, 3 GA, Starting Goaltender)  
 Selected as NHL Player of the Month: Dominik Hasek (December, 1997 & February, 1998)  
 Selected as NHL Player of the Week: Dominik Hasek (December 1-7, 1997)
- 1996-97** Adams Award: Ted Nolan  
 Hart Trophy: Dominik Hasek  
 Lester B. Pearson Award: Dominik Hasek  
 Vezina Trophy: Dominik Hasek

### Sabres to Win Award

Dominik Hasek (1997, 1998)  
 None  
 Gilbert Perreault (1971)  
 Tom Barrasso (1984)  
 None  
 Bob Sauve & Don Edwards (1980)  
 Tom Barrasso (1984)  
 Dominik Hasek (1994, 1995, 1997, 1998, 1999, 2001)  
 None  
 Gilbert Perreault (1973)  
 Craig Ramsay (1985)  
 Michael Peca (1997)  
 Tom Barrasso & Bob Sauve (1985)  
 Dominik Hasek & Grant Fuhr (1994)  
 Dominik Hasek (2001)  
 Dominik Hasek (1997, 1998)  
 Ted Nolan (1997)  
 Don Luce (1975)  
 Pat LaFontaine (1995)  
 1980 U.S. Olympic Hockey Team (Mike Ramsey & Rob McClanahan, 1980)  
 Seymour H. Knox III & Pat LaFontaine (1997)  
 Rob Ray (1999)  
 None

## NHL AWARDS AND HONORS con't

- 1996-97 con't** Selke Trophy: Michael Peca  
 Lester Patrick Trophy: Seymour H. Knox III & Pat LaFontaine  
 Official NHL First-Team All-Star Goaltender: Dominik Hasek  
 Selected to Eastern Conference Team for NHL All-Star Game: Dominik Hasek (20 MINS, 1 GA, Winning Goaltender)
- 1995-96** Selected to Eastern Conference Team for NHL All-Star Game: Dominik Hasek (20 MINS, 1 GA, Winning Goaltender)
- 1994-95** Bill Masterton Trophy: Pat LaFontaine  
 Vezina Trophy: Dominik Hasek  
 Official NHL First-Team All-Star Goaltender: Dominik Hasek
- 1993-94** Jennings Trophy: Dominik Hasek & Grant Fuhr  
 Vezina Trophy: Dominik Hasek  
 Official NHL First-Team All-Star Goaltender: Dominik Hasek  
 Selected to Eastern Conference Team for NHL All-Star Game: Alexander Mogilny  
 Selected as NHL Co-Player of the Month: Dominik Hasek (December, 1993)
- 1992-93** Elected to Hall of Fame: Seymour H. Knox III  
 Selected as NHL Co-Player of the Month: Alexander Mogilny (January, 1993)  
 Official NHL Second-Team All-Star Center: Pat LaFontaine  
 Official NHL Second-Team All-Star Right Wing: Alexander Mogilny  
 Selected to Wales Conference Team for NHL All-Star Game: Alexander Mogilny (1 goal, 1 assist), Pat LaFontaine (1 goal)
- 1991-92** Selected as NHL Co-Player of the Month: Pat LaFontaine (January, 1992)  
 Selected to Wales Conference Team for NHL All-Star Game: Alexander Mogilny (1 goal, 1 assist)
- 1990-91** Elected to Hall of Fame: Scott Bowman  
 Selected to Wales Conference Team for NHL All-Star Game: Alexander Mogilny (1 goal, 1 assist)
- 1989-90** Elected to Hall of Fame: Gilbert Perreault  
 Official NHL Second-Team All-Star Goaltender: Daren Puppa  
 Selected to Wales Conference Team for All-Star Game: Pierre Turgeon (2 goals), Dave Andreychuk (1 goal, 1 assist), Daren Puppa (31 MIN, 4 GA), Phil Housley (1 assist)
- 1988-89** Selected to Wales Conference Team for NHL All-Star Game: Phil Housley
- 1987-88** Official NHL All-Rookie Team Right Wing: Ray Sheppard  
 Official NHL All-Rookie Team Defense: Calle Johansson  
 Selected to Wales Conference Team for NHL All-Star Game: Christian Ruuttu  
 Selected as NHL Player of the Month: Tom Barrasso (January, 1988)  
 Selected as NHL Rookie of the Month: Ray Sheppard (February, 1988)
- 1986-87** Selected to NHL's All-Star Team for Rendez-Vous '87: Mike Ramsey
- 1985-86** Selected to Wales Conference Team for NHL All-Star Game: Mike Ramsey
- 1984-85** Selke Trophy: Craig Ramsay  
 Jennings Trophy: Tom Barrasso & Bob Sauve  
 Official NHL Second-Team All-Star Goaltender: Tom Barrasso  
 Selected to Wales Conference Team for NHL All-Star Game: Tom Barrasso (30 MIN, 2 GA), Bill Hajt (did not play due to injury), Mike Ramsey
- 1983-84** Vezina Trophy: Tom Barrasso  
 Calder Trophy: Tom Barrasso  
 Elected to Hall of Fame: Punch Imlach  
 Official NHL All-Star First-Team Goaltender: Tom Barrasso  
 Official NHL All-Rookie Team Goaltender: Tom Barrasso  
 Selected to Wales Conference Team for NHL All-Star Game: Gilbert Perreault, Phil Housley (1 assist)
- 1982-83** Official NHL All-Rookie Team Defenseman: Phil Housley  
 Selected to Wales Conference Team for NHL All-Star Game: Mike Ramsey
- 1981-82** Selected to Wales Conference Team for NHL All-Star Game: John Van Boxmeer (did not play due to injury), Mike Ramsey
- 1980-81** Selected to Wales Conference Team for NHL All-Star Game: Danny Gare, Bill Hajt (did not play due to injury)  
 Coach of Wales Conference Team for NHL All-Star Game: Scott Bowman





## SABRES HISTORY

### NHL AWARDS AND HONORS con't

- 1979-80** Vezina Trophy: Don Edwards & Bob Sauve  
Official NHL All-Star Second-Team Goaltender: Don Edwards  
Official NHL All-Star Second-Team Defenseman: Jim Schoenfeld  
Official NHL All-Star Second-Team Right Wing: Danny Gare  
Selected to Wales Conference Team for NHL All-Star Game: Gilbert Perreault (1 assist), Danny Gare, Jim Schoenfeld, Don Edwards
- 1978-79** Selected to NHL Challenge Cup All-Star Team: Gilbert Perreault (1 goal, 1 assist), Jim Schoenfeld
- 1977-78** Elected to NHL Hall of Fame: Marcel Pronovost  
Official NHL All-Star Second-Team Goaltender: Don Edwards  
Selected to Wales Conference Team for NHL All-Star Game: Gilbert Perreault (game-winning goal in overtime), Rick Martin (1 goal)
- 1976-77** Elected to NHL Hall of Fame: Tim Horton  
Charlie Conacher Memorial Trophy: Jim Lorentz  
Official NHL All-Star Second-Team Left Winger: Rick Martin  
Official NHL All-Star Second-Team Center: Gilbert Perreault  
Selected to Wales Conference Team for NHL All-Star Game: Gerry Desjardins (29 MIN, 2 GA), Gilbert Perreault (1 assist), Rick Martin (2 goals), Jim Schoenfeld  
Most Valuable Player in All-Star Game: Rick Martin
- 1975-76** Official NHL All-Star Second-Team Left Winger: Rick Martin  
Official NHL All-Star Second-Team Center: Gilbert Perreault  
Selected to Wales Conference Team for NHL All-Star Game: Rick Martin (1 goal, 2 assists), Jerry Korab, Craig Ramsay  
Coach of Wales Conference Team for NHL All-Star Game: Floyd Smith
- 1974-75** Bill Masterton Trophy: Don Luce  
Official NHL All-Star First-Team Left Winger: Rick Martin  
Official NHL All-Star Second-Team Right Winger: Rene Robert  
Selected to Wales Conference Team for NHL All-Star Game: Rick Martin (1 assist), Rene Robert, Gilbert Perreault, Jerry Korab, Don Luce (1 goal)
- 1973-74** Official NHL All-Star First-Team Left Winger: Rick Martin  
Selected to East Division Team for NHL All-Star Game: Rick Martin, Dave Dryden (30 MIN, 5 GA), Gilbert Perreault
- 1972-73** Lady Byng Trophy: Gilbert Perreault  
Selected to East Division Team for NHL All-Star Game: Rick Martin, Rene Robert (1 goal)
- 1971-72** Selected to East Division Team for NHL All-Star Game: Rick Martin, Gilbert Perreault
- 1970-71** Calder Trophy: Gilbert Perreault  
Selected to East Division Team for NHL All-Star Game: Gilbert Perreault

## SABRES HISTORY

### ALL TIME SABRES CAPTAINS

Floyd Smith.....(1970-71)	Michael Peca.....(1997-2000)
Gerry Meehan.....(1971-74)	Stu Barnes.....(2001-03)
Jim Schoenfeld.....(1974-77)	Miroslav Satan.....(October 2003)
Danny Gare.....(1977-82)	Chris Drury.....(November 2003)
Gilbert Perreault.....(1982-87)	James Patrick.....(December 2003)
Lindy Ruff.....(1987-89)	J.P. Dumont.....(January 2004)
Mike Foligno.....(1989-91)	Daniel Briere.....(February 2004)
Mike Ramsey.....(1991-92)	Chris Drury.....(March 2004-present)
Pat Lafontaine.....(1992-97)	
Alexander Mogilny*.....(11/93-4/29/94)	

\*-due to injury to Lafontaine

### ALL TIME SABRES COACHES

Name	Regular Season					Playoffs			
	Games	W	L	T	Pct.	G	W	L	Pct.
Punch Imlach (10/70-1/72)	119	32	62	25	0.378	0	0	0	0
Joe Crozier (1/72-5/74)	192	77	80	35	0.492	6	2	4	0.333
Floyd Smith (5/74-5/77)	241	143	62	36	0.688	32	16	16	0.5
Marcel Pronovost (10/77-12/78)	104	52	29	23	0.611	8	3	5	0.375
Billy Inglis (12/78-6/79)	56	28	18	10	0.589	3	1	2	0.333
Scotty Bowman (6/79-5/80, 10/81-12/81, 3/82-5/85, 1/86-11/86)	404	210	134	60	0.594	36	18	18	0.5
Roger Neilson (10/80-5/81)	80	39	20	21	0.618	8	4	4	0.5
Jim Roberts (12/81-3/82)	45	21	16	8	0.555	0	0	0	0
Jim Schoenfeld (6/85-1/86)	43	19	19	5	0.5	0	0	0	0
Craig Ramsay (11/86-12/86)	21	4	15	2	0.238	0	0	0	0
Ted Sator (12/86-4/89)	207	96	89	22	0.571	11	3	8	0.273
Rick Dudley (10/89-12/91)	188	85	72	31	0.535	12	4	8	0.333
John Muckler (12/91-6/95)	268	125	109	34	0.53	27	11	16	0.407
Ted Nolan (7/95-5/97)	164	73	72	19	0.503	12	5	7	0.417
Lindy Ruff (7/97-present)	574	253	243	78	0.509	54	32	22	0.593
<b>TOTALS</b>	<b>2706</b>	<b>1257</b>	<b>1040</b>	<b>409</b>	<b>0.540</b>	<b>209</b>	<b>99</b>	<b>110</b>	<b>0.474</b>





## SABRES HISTORY

### SABRES FIRSTS

#### First Players on the Ice:

#### First Goal:

#### First Assist:

#### First Penalty:

#### First Goal by Opponent:

#### First Assist by Opponent:

#### First Penalty by Opponent:

#### First Power-Play Goal:

#### First Power-Play Goal by Opponent:

#### First Short-Handed Goal:

#### First Major Penalty:

#### First Major Penalty by Opponent:

#### First Win:

#### First Tie:

#### First Loss:

#### First Shutout:

#### First Shutout by Opponent:

#### First Goal at Home:

#### First Hat Trick:

#### First Hat Trick by Opponent:

#### First Two-Goal Game:

#### First Multiple-Point Game:

#### First Game:

#### First Goal:

#### First Assist:

#### First Penalty:

#### First Major Penalty:

#### First Powerplay Goal:

#### First Short-handed Goal:

#### First Game-Winning goal:

#### First Goal by Opponent:

#### First Hat Trick:

#### First Hat Trick by Opponent:

#### First Win:

#### First Shutout:

#### First Time Shut Out:

#### First Series Win:

#### First Series Sweep:

Roger Crozier, Paul Terbenche, Tracy Pratt, Ron Anderson, Hap Myers and Bill Inglis

Jim Watson, Oct. 10, 1970 at Pittsburgh (5:01, second period)

Gerry Meehan, Oct. 10, 1970 at Pittsburgh on Jim Watson's goal

Gerry Meehan, Oct. 10, 1970 at Pittsburgh (holding, 7:54, first period)

Wally Boyer of Pittsburgh, Oct. 10, 1970 (8:09, second period)

Duane Rupp of Pittsburgh, Oct. 10, 1970, on Boyer's goal

Duane Rupp of Pittsburgh, Oct. 10, 1970

(hooking, 1:41, first period)

Gil Perreault, Oct. 10, 1970, at Pittsburgh (11:26, third period)

Dave Balon of N.Y. Rangers, Oct. 14, 1970 at New York

(15:52, third period)

Ron Anderson, October 23, 1970 vs. Detroit (13:40, third period)

Brian McDonald, Oct. 10, 1970, at Pittsburgh

(fighting, 8:01, third period)

Bryan Hextall of Pittsburgh, Oct. 10, 1970 (fighting, 8:01, third period)

Oct. 10, 1970 (2-1 at Pittsburgh)

Oct. 18, 1970 (1-1 vs. Pittsburgh)

Oct. 14, 1970 (3-0 at N.Y. Rangers)

Dec. 6, 1970 by Roger Crozier vs. Minnesota (1-0)

Oct. 14, 1970 by Ed Giacomin at N.Y. Rangers (3-0)

Oct. 18, 1970 by Gerry Meehan vs. Pittsburgh (5:48, second period)

Jan. 29, 1971 by Gil Perreault vs. California

Dec. 22, 1970 by Dave Balon of N.Y. Rangers

Oct. 27, 1970 by Randy Wyrozub vs. Vancouver

Oct. 10, 1970 by Gerry Meehan vs. Pittsburgh (two assists)

April 4, 1973 at Montreal (lost 2-1)

Craig Ramsay, April 4, 1973 at Montreal (3:13, second period)

Don Luce, April 4, 1973 at Montreal on Ramsay's goal

Larry Hillman, April 4, 1973 at Montreal (6:21, first period)

Larry Mickey, April 5, 1973 at Montreal (17:19, first period)

Rick Martin, April 5, 1973 at Montreal (16:48, first period)

Don Luce, May 3, 1975 at Montreal (6:42, first period)

Gil Perreault, April 8, 1973 vs. Montreal (5-1)

Jacques Lemaire of Montreal, April 4, 1973 (17:01, second period)

Jim Lorentz, April 9, 1977 at Minnesota

Yvon Coumoyer of Montreal, April 5, 1973 at Montreal

April 8, 1973 vs. Montreal (5-1)

April 9, 1980 vs. Vancouver (6-0, Bob Sauve)

May 1, 1975 by Montreal (7-0, Ken Dryden)

4 games to 1 vs. Chicago (April 1975)

2 games to 0 vs. Minnesota (April 1977)

## SABRES HISTORY

### DRAFT SELECTIONS 1970 - 2004

1970	RD.	NO.	POS.	AMATEUR TEAM
Perreault, Gilbert	1	1	C	Montreal Jr. Canadiens
Deadmarsh, Butch	2	15	LW	Brandon Wheat Kings
Cuddie, Steve	3	29	D	Toronto Marlboros
Wyrozub, Randy	4	43	C	Edmonton Oil Kings
Morton, Mike	5	57	F	Shawinigan Bruins
Keeler, Tim	6	71	D	Niagara Falls Flyers
Regan, Tim	7	84	G	Boston University
Rombough, Doug	8	97	C	St. Catharines Black Hawks
Nadeau, Luc	9	107	C	Drummondville Rangers
1971	RD.	NO.	POS.	AMATEUR TEAM
Martin, Richard	1	5	LW	Montreal Jr. Canadiens
Ramsay, Craig	2	19	LW	Peterborough TPT's
Hajt, Bill	3	33	D	Saskatoon Blades
Richer, Robert	4	47	C	Three Rivers Dukes
Warr, Steve	5	61	D	Clarkson University
Duguay, Pierre	6	75	C	Quebec Remparts
1972	RD.	NO.	POS.	AMATEUR TEAM
Schoenfeld, Jim	1	5	D	Niagara Falls Flyers
Carriere, Larry	2	25	D	Loyola Univ. (Montreal)
McMasters, Jim	3	37	D	Calgary Centennials
Campeau, Richard	4	53	D	Sorel Black Hawks
Gratton, Gilles	5	69	G	Oshawa Generals
McNab, Peter	6	85	RW	University of Denver
1973	RD.	NO.	POS.	AMATEUR TEAM
Titanic, Morris	1	12	LW	Sudbury Wolves
Landry, Jean	2	28	D	Quebec Remparts
Dschamps, Andre	3	44	LW	Quebec Remparts
Dupuis, Yvon	4	60	LW	Quebec Remparts
Smauders, Bob	5	76	RW	Peterborough TPT's
Kuzack, Neil	6	92	RW	Peterborough TPT's
Young, Bob	7	108	D	University of Denver
O'Connell, Tim	8	124	RW	University of Vermont
1974	RD.	NO.	POS.	AMATEUR TEAM
Hoggin, Lee	1	11	D	Oshawa Generals
Gare, Danny	2	29	RW	Calgary Centennials
Sizel, Michel	3	47	LW	Sorel Black Hawks
McIntosh, Paul	4	65	D	Peterborough TPT's
Carriere, Gary	5	83	D	St. Catharines Black Hawks
Glen, David	6	101	D	Brown University
Sauve, Bernard	7	119	RW	Laval National
Constantin, Charles	8	136	LW	Quebec Remparts
Wright, Rick	9	153	LW	Hamilton Red Wings
Smith, Derek	10	168	C	Ottawa 67's
Tagamoto, Taro	11	183	C	Tokyo Katanas
Lawthorn, Bob	12	196	LW	Cornwall Royals
1975	RD.	NO.	POS.	AMATEUR TEAM
Sauve, Bob	1	17	G	Laval National
Stenback, Ken	2	35	D	St. Catharines Black Hawks
Wright, Terry	3	44	LW	London Knights
Wickham, Gary	3	53	RW	St. Catharines Black Hawks
Wright, Greg	4	71	D	Calgary Centennials
Wright, Don	5	89	G	Kitchener Rangers
Wright, Jim	6	107	LW	Regina Pats
Wright, Grant	7	125	D	Ottawa 67's
Wright, Alex	8	143	RW	Lethbridge Broncos
Wright, Andy	9	159	RW	Oshawa Generals
Wright, Len	10	174	G	University of Notre Dame





## SABRES HISTORY

### DRAFT SELECTIONS 1970 - 2004 con't

RD.	NO.	POS.	AMATEUR TEAM
1976			
	2	33	LW Hamilton Fincups
	4	69	LW Edmonton Oil Kings
	5	87	D Hamilton Fincups
	6	105	D Three Rivers Draveurs
1977			
	1	14	RW St. Catharines Fincups
	2	32	C Medicine Hat Tigers
	4	68	D Niagara Falls Flyers
	5	86	G Laval National
	6	104	D Brandon Wheat Kings
1978			
	1	13	D Portland Winter Hawks
	2	32	LW Kingston Canadiens
	3	49	LW University of Minnesota
	4	66	D Sudbury Wolves
	5	82	G Portland Winter Hawks
	6	99	LW Cornwall Royals
	7	116	C London Knights
	8	133	C University of Minnesota
	9	150	C Calgary Wranglers
1979			
	1	11	D University of Minnesota
	2	32	D Lethbridge Broncos
	3	53	D Victoria Cougars
	3	55	G Three Rivers Draveurs
	4	74	LW Laval National
	5	95	C Sherbrooke Beavers
	6	116	G Brandon Wheat Kings
1980			
	1	20	RW Brandon Wheat Kings
	2	41	RW Lethbridge Broncos
	3	56	RW Sherbrooke Beavers
	3	62	C Jefferson (Minn.) H.S.
	4	83	D Peterborough Petes
	4	104	D Sault St. Marie Greyhounds
	6	125	D Sorel Black Hawks
	7	146	G T.P.S. (Finland)
	8	167	C Ottawa 67's
	9	188	C Peterborough Petes
	10	209	LW Iroindale (Minn.) H.S.
1981			
	1	17	RW Czechoslovakia
	2	38	D T.P.S. (Finland)
	3	59	LW Kingston Canadiens
	3	60	D Calgary Wranglers
	4	80	RW Cornwall Royals
	4	83	LW Timra (Sweden)
	5	101	C T.P.S. (Finland)
	5	122	D Ottawa 67's
	7	143	D T.P.S. (Finland)
	8	164	C Providence College
	9	185	D Niagara Falls Flyers
	10	206	RW Prince Albert
1982			
	1	6	D South St. Paul (Minn.) H.S.
	1	9	LW Victoria Cougars
	1	16	C Oshawa Generals
	2	26	C North St. Paul (Minn.) H.S.
	2	30	D Pitea (Sweden)

## SABRES HISTORY

### DRAFT SELECTIONS 1970 - 2004 con't

RD.	NO.	POS.	AMATEUR TEAM
	4	68	D Tappara (Finland)
	4	79	C Providence College
	5	100	RW West Island
	6	111	C Mariner (Minn.) H.S.
	6	121	G Almtuna (Sweden)
	7	142	D Niagara Falls Flyers
	8	163	C Three Rivers Draveurs
	9	184	C Cornwall Royals
	10	205	RW Billings Bighorns
	11	226	G Cloquet (Minn.) H.S.
1983			
	1	5	G AMATEUR TEAM
	1	10	RW Acton-Boxborough H.S.
	1	11	C Univ. of New Hampshire
	2	31	C Ottawa 67's
	2	34	LW Kitchener Rangers
	4	74	G Kamloops Jr. Oilers
	5	94	D Kirkland Lake Intermediates
	6	114	D Regina Pats
	7	134	C Windsor Spitfires
	8	154	D IFK, Helsinki (Finland)
	9	174	D Redford (Mich.) Royals
	10	194	D Sault St. Marie Greyhounds
	11	214	D Kamloops Blazers
	12	234	G Kolner (West Germany)
	12	235	LW Shawinigan Cataracts
1984			
	1	18	LW Northwood Prep H.S.
	2	39	LW AMATEUR TEAM
	3	60	RW Vastra Frolunda (Sweden)
	4	81	D Regina Pats
	5	102	D Cornwall Royals
	6	123	LW London Knights
	7	144	D Sault Ste. Marie Greyhounds
	8	165	G Drummondville
	10	207	D Kelowna Wings
	11	228	C Djurgardens (Sweden)
	12	249	RW Ottawa 67's
1985			
	1	14	LW Kelowna Wings
	2	35	D Seattle Breakers
	3	56	C AMATEUR TEAM
	4	77	D Vastra Frolunda (Sweden)
	5	98	C St. Jean Beavers
	6	119	D Windsor Compuware Spitfires
	7	140	C Sudbury Wolves
	8	161	D Victoria Cougars
	9	182	D Cornwall Royals
	10	203	D Sapko (Finland)
	11	224	RW Lethbridge Broncos
	12	245	LW Dukla Jihlava (Czech.)
1986			
	1	5	C Stratford Jr. B
	2	26	D Guelph Platers
	3	47	D Prince Albert Raiders
	3	56	RW AMATEUR TEAM
	4	68	D Team Canada
	5	89	D St. Marks H.S.
	6	110	RW University of Maine
	7	131	D Windsor Compuware Spitfires
	8	152	D Yale University

SABRES HISTORY







# SABRES HISTORY

## DRAFT SELECTIONS 1970 - 2004 con't

Whitham, Shawn	9	173	D	Providence College
Rein, Kenton	10	194	G	Prince Albert Raiders
Arndt, Troy	11	215	D	Portland Winter Hawks
Capello, Jeff	51	5	LW	University of Vermont
Cullen, John	52	10	C	Boston University
<b>1987</b>				
Turgeon, Pierre	1	1	C	Granby Bisons
Miller, Brad	2	22	D	Regina Pats
MacVicar, Andrew	3	53	LW	Peterborough Petes
Bradley, John	4	84	G	New Hampton H.S.
Pergola, David	5	85	RW	Belmont Hill H.S.
Marshall, Chris	6	106	LW	Boston College H.S.
Flanigan, Paul	7	127	D	New Hampton H.S.
Dooley, Sean	8	148	D	Groton
Roberts, Tim	8	153	C	Deerfield Academy
Tkachuk, Grant	9	169	LW	Saskatoon Blades
Herbers, Ian	10	190	D	Swift Current Broncos
Littman, David	11	211	G	Boston College
MacLusac, Allan	12	232	LW	Guelph Platers
Snuggerud, Dave	51	1	LW	University of Minnesota
de Carle, Mike	52	6	RW	Lake Superior St.
<b>1988</b>				
Savage, Joel	1	13	RW	Victoria Cougars
Loewen, Darcy	3	55	LW	Spokane Chiefs
Carney, Keith	4	76	D	Mt. St. Charles H.S.
Mogilny, Alexander	5	89	RW	ZSKA Moscow
Ray, Rob	5	97	LW	Cornwall Royals
Di Vita, David	6	106	D	Lake Superior State
McLaughlin, Mike	6	118	LW	Choate
Griffith, Mike	7	139	RW	Ottawa 67's
Ruoho, Daniel	8	160	D	Madison Memorial H.S.
Flaherty, Wade	9	181	G	Victoria Cougars
Nieman, Thomas	11	223	RW	Choate
Wallwork, Robert	12	244	C	Miami (Ohio) University
Davies, Clarke	53	18	D	Ferris State University
<b>1989</b>				
Haller, Kevin	1	14	D	Regina Pats
Thomas, Scott	3	56	RW	Nichols (N.Y.) H.S.
MacDonald, Doug	4	77	C	University of Wisconsin
Sutton, Ken	5	98	D	Saskatoon Blades
Pye, Bill	6	107	G	Northern Michigan University
Barkley, Mike	6	119	RW	University of Maine
Plante, Derek	8	161	C	Cloquet (Minn.) H.S.
Audette, Donald	9	183	RW	Laval Titans
Astley, Mark	10	194	D	Lake Superior State
Nelson, John	10	203	C	Toronto Marlboros
Henderson, Todd	11	224	G	Thunder Bay
Bavis, Michael	12	245	RW	Cushing Academy
Boyce, Ian	53	19	LW	University of Vermont
<b>1990</b>				
May, Brad	1	14	LW	Niagara Falls Thunder
McCarthy, Brian	4	82	C	Pingree H.S. (Mass.)
Smehlik, Richard	5	97	D	Vitkovice (Czech.)
Bojczun, Todd	5	100	G	Peterborough (OHL)
Pascall, Brad	5	103	D	University of North Dakota
Gordiouk, Viktor	7	142	LW	Krylja Sovetov
Nedoma, Milan	8	166	D	Zetor Brno (Czech.)
Winch, Jason	9	187	LW	Niagara Falls Thunder
Naud, Sylvain	10	208	RW	Laval Titans
Martin, Kenneth	11	229	LW	Belmont Hill (Mass.) H.S.
Rubachuk, Brad	12	250	C	Lethbridge Hurricanes

# SABRES HISTORY

## DRAFT SELECTIONS 1970 - 2004 con't

McFarlane, Shane	53	24	C	University of North Dakota
<b>1991</b>				
Boucher, Philippe	RD.	NO.	POS.	AMATEUR TEAM
Dawe, Jason	1	13	D	Granby Bisons
Young, Jason	2	35	LW	Peterborough Petes
Ambroziak, Peter	3	57	LW	Sudbury Wolves
Shields, Steve	4	72	LW	Ottawa 67's
O'Donnell, Sean	5	101	G	Univ. of Michigan
Holzinger, Brian	6	123	D	Sudbury Wolves
Snell, Chris	6	124	C	Detroit Red Wings Jr. A
Kuntos, Jiri	7	145	D	Ottawa 67's
Iob, Tony	8	162	D	Jihlava (Czech.)
Meany, Spencer	9	189	LW	Sault St. Marie Greyhounds
Volkov, Mihail	10	211	RW	St. Lawrence University
Smith, Mike	11	233	RW	Krylja (U.S.S.R.)
Steer, Jamie	12	255	D	Lake Superior State
	53	19	RW	Michigan Tech
<b>1992</b>				
Cooper, David	RD.	NO.	POS.	AMATEUR TEAM
Cierny, Jozef	1	11	D	Medicine Hat (WHL)
Steiner, Ondrej	2	35	LW	Zvolen (Czech)
Melanson, Dean	3	59	C	Pizen (Czech)
Barnaby, Matthew	4	80	D	St. Hyacinthe (QMJHL)
Ketterer, Markus	4	83	LW	Beaumont (QMJHL)
Khmylev, Yuri	5	107	G	Jokerit (Finland)
Rushforth, Paul	5	108	LW	Krylja (CIS)
Tiltgen, Dean	6	131	C	North Bay (OHL)
Simon, Todd	8	179	C	Tri-City (WHL)
Kowalsky, Rick	9	203	C	Niagara Falls (OHL)
Clancy, Chris	10	227	RW	Sault St. Marie (OHL)
	11	251	LW	Cornwall (OHL)
<b>1993</b>				
Tsygurov, Denis	RD.	NO.	POS.	AMATEUR TEAM
Philpott, Ethan	2	38	D	Lada Togliatti (CIS)
Safarik, Richard	3	64	RW	Phillips Andover Academy
Pozzo, Kevin	5	116	LW	Nitra (EUR)
Petrenko, Sergei	6	142	D	Moose Jaw (WHL)
Barrie, Mike	7	168	LW	Dynamo Moscow (CIS)
Moore, Barrie	8	194	C	Victoria (WHL)
Davis, Chris	9	220	LW	Sudbury (OHL)
Nichol, Scott	10	246	G	Calgary Royals (Tier 2)
	11	272	C	Portland (WHL)
<b>1994</b>				
Primeau, Wayne	RD.	NO.	POS.	AMATEUR TEAM
Brown, Curtis	1	17	C	Owen Sound (OHL)
Mdur, Rumun	2	43	C	Moose Jaw (WHL)
Klimentiev, Sergei	3	69	D	Guelph (OHL)
Benazic, Cal	5	121	D	Medicine Hat (WHL)
Plouffe, Steve	6	147	D	Medicine Hat (WHL)
Hnidy, Shane	7	168	G	Granby (QMJHL)
Webb, Steve	7	173	D	Prince Albert (WHL)
Westerby, Bob	7	176	RW	Peterborough (OHL)
Miller, Craig	8	199	LW	Kamloops (WHL)
Polak, Mark	9	225	D	Swift Current (WHL)
Wright, Shayne	10	251	C	Medicine Hat (WHL)
	11	277	D	Owen Sound (OHL)
<b>1995</b>				
McKee, Jay	RD.	NO.	POS.	AMATEUR TEAM
Bron, Martin	1	14	D	Niagara Falls (OHL)
Dutaime, Mark	1	16	G	Beaumont (QMJHL)
Sunderland, Mathieu	2	42	LW	Brandon (WHL)
Davidson, Matt	3	68	RW	Drummondville (QMJHL)
Menhart, Marian	4	94	RW	Portland (WHL)
Propp, Kevin	5	111	D	Litvinov (Czech)
	5	119	D	Seattle (WHL)





## SABRES HISTORY

### DRAFT SELECTIONS 1970 - 2004 con't

Bienvenue, Daniel	5	123	LW	Val d'Or (QMJHL)
Scott, Brian	7	172	C	Kitchener (OHL)
Zanutto, Mike	8	198	C	Oshawa (OHL)
Skrlac, Rob	9	224	LW	Kamloops (WHL)
<b>1996</b>				
Rasmussen, Erik	1	7	C/LW	University of Minnesota
Sarich, Cory	2	27	D	Saskatoon (WHL)
Van Oene, Darren	2	33	LW	Brandon (WHL)
Methot, Francois	3	54	C	St-Hyacinthe (QMJHL)
Walsh, Kurt	4	87	RW	Owen Sound (OHL)
Martone, Mike	4	106	D	Peterborough (OHL)
Tezиков, Alexei	5	115	D	Lada Togliatti (Russia)
Davis, Ryan	6	142	RW	Owen Sound (OHL)
Mortier, Darren	6	161	C	Sarnia (OHL)
Buhler, Scott	9	222	G	Medicine Hat (WHL)
<b>1997</b>				
Noronen, Mika	1	21	G	Tappara (Finland)
Tallinder, Henrik	2	48	D	AIK (Sweden)
Afinogenov, Maxim	3	69	RW	Dynamo (Russia)
Martin, Jeff	3	75	C	Windsor (OHL)
Theoret, Luc	4	101	D	Lethbridge (WHL)
DiRoberto, Torrey	5	128	C	Seattle (WHL)
Campbell, Brian	6	156	D	Ottawa (OHL)
Adduono, Jeremy	7	184	RW	Sudbury (OHL)
Piros, Kamil	8	212	C	Litvinov (Czech)
Kemp, Dylan	9	238	D	Lethbridge (WHL)
<b>1998</b>				
Kalinin, Dimitri	1	18	D	Traktor (Russia)
Peters, Andrew	2	34	LW	Oshawa (OHL)
Milley, Norman	2	47	RW	Sudbury (OHL)
Kristek, Jaroslav	2	50	RW	ZPS Zlin (Czech)
Pandolfo, Mike	3	77	LW	St. Sebastien's
Goldade, Aaron	5	137	C	Brandon (WHL)
Kotalik, Ales	6	164	RW	HC Ceske Budejovice (Czech)
Moran, Brad	7	191	C	Calgary (WHL)
Moravec, David	8	218	RW	HC Vitkovice (Czech)
Terglav, Edo	9	249	RW	Baie-Comeau (QMJHL)
<b>1999</b>				
Heisten, Barrett	1	20	LW	University of Maine
Bartovic, Milan	2	35	RW	Trencin (Slovakia)
Janik, Doug	2	55	D	University of Maine
Zigomanis, Michael	2	64	C	Kingston (OHL)
Preston, Tim	3	73	LW	Seattle (WHL)
Mosovsky, Karel	4	117	LW	Regina (WHL)
Miller, Ryan	5	138	G	Soo (NAHL)
Kinch, Matthew	5	146	D	Calgary (WHL)
Hyacinthe, Senecque	6	178	LW	Val d'Or (QMJHL)
Dececco, Bret	7	206	RW	Seattle (WHL)
Self, Brad	8	235	C	Peterborough (OHL)
Brunel, Craig	9	263	RW	Prince Albert (WHL)
<b>2000</b>				
Kriukov, Artem	1	15	C	Yaroslavl (Russia)
Decaire, Gerard	2	48	D	Seattle (WHL)
Rousseau, Ghyslain	4	111	G	Baie-Comeau (QMJHL)
Denisov, Denis	5	149	D	HC Moscow (Russia)
Bizyayev, Vasily	7	213	F	CSKA Jr. (Russia)
Gaustad, Paul	7	220	C/LW	Portland (WHL)
McMorrow, Sean	8	258	D	Kitchener (OHL)
Courtney, Ryan	9	277	LW	Windsor (OHL)

## SABRES HISTORY

### DRAFT SELECTIONS 1970 - 2004 con't

<b>2001</b>				
Novotny, Jiri	RD.	NO.	POS.	AMATEUR TEAM
Roy, Derek	1	22	C	Budejovice (Czech)
Thorburn, Chris	2	32	C	Kitchener (OHL)
Pominville, Jason	2	50	C	North Bay (OHL)
Vondrka, Michal	2	55	RW	Shawinigan (QMJHL)
Aslund, Calle	5	155	LW	Budejovice (Czech)
Dubec, Marek	8	234	D	Huddinge (Sweden)
Jorde, Ryan	8	247	D	Vsetin (Slovakia)
	9	279	D	Tri-City (WHL)
<b>2002</b>				
Ballard, Keith	RD.	NO.	POS.	AMATEUR TEAM
Paille, Daniel	1	11	D	University of Minnesota
Tessier, Michael	1	20	LW	Guelph (OHL)
Adams, John	3	76	LW	Acadie-Bathurst (QMJHL)
Hulva, Jakob	3	82	D	Boston College
Magers, Marty	4	108	F	Citkovice (Czech)
Sheviev, Maxim	4	121	G	Omaha (USHL)
Hecl, Radoslav	6	178	C	Elemash Elektorstal (Russia)
Wideman, Dennis	7	208	D	Bratislava (Slovakia)
Cizek, Martin	8	241	D	London (OHL)
	9	271	D	HC Slavia Praha (Czech)
<b>2003</b>				
Vanek, Thomas	RD.	NO.	POS.	AMATEUR TEAM
Fabry, Branislav	1	5	LW	University of Minnesota
MacArthur, Clarke	2	65	RW	Bratislava Jr. (Slovakia)
Hejda, Jan	3	74	LW	Medicine Hat (WHL)
Ezhov, Denis	4	106	D	HC Slavia Praha (Czech)
Morrow, Thomas	4	114	D	Togliatti (Russia)
Voroshinin, Pavel	5	150	D	Des Moines (USHL)
Paetsch, Nathan	6	172	D	Mississauga (OHL)
Weber, Jeff	7	202	D	Moose Jaw (WHL)
Martin, Louis-Phillippe	8	235	G	Plymouth (OHL)
	9	266	RW	Baie-Comeau (QMJHL)
<b>2004</b>				
Stafford, Drew	RD.	NO.	POS.	AMATEUR TEAM
Funk, Michael	1	13	RW	University of North Dakota
Sekera, Andrej	2	43	D	Portland (WHL)
Valent, Michal	3	71	D	Trencin Jr. (Slovakia)
Kaleta, Patrick	5	145	G	Martin Jr. (Slovakia)
Mancari, Mark	6	176	RW	Martin Jr. (Slovakia)
Card, Mike	7	207	RW	Peterborough (OHL)
Hunter, Dylan	8	241	RW	Ottawa (OHL)
	9	273	D	Kelowna (WHL)
			LW	London (OHL)

"5" in round number refers to the supplemental draft.



**MAJOR TRANSACTIONS 1970 - 2004**

Date	Transaction
6-9-70	Selected Kevin O'Shea, Cliff Schmutz, Brian McDonald and Bill Inglis in the Inter-League Draft.
6-9-70	Claimed Joe Daley on waivers from Pittsburgh.
6-10-70	Selected Tom Webster, Al Hamilton, Don Marshall, Tracy Pratt, Jim Watson, Francois Lacombe, Phil Goyette, Reg Fleming, Mike McMahon, Skip Krake, Jean-Guy Lagace, Craig Cameron, Chris Evans, Doug Barrie, Gerry Meehan, Paul Terbenche, Brian Perry, Howie Menard, Rocky Farr and Gary Edwards in the NHL Expansion Draft.
6-10-70	Traded Tom Webster to Detroit for Roger Crozier.
6-10-70	Purchased Ted Hodgson from the N.Y. Rangers.
9-2-70	Purchased Floyd Smith and Brent Imlach from Toronto.
10-2-70	Traded Craig Cameron to St. Louis for Ron Anderson.
10-9-70	Purchased Dave Dryden from Pittsburgh.
10-19-70	Purchased Bill Sutherland from Philadelphia.
10-19-70	Traded Bill Sutherland to St. Louis for future considerations.
11-2-70	Claimed Steve Atkinson on waivers from Boston.
11-2-70	Claimed Paul Andrea on waivers from California.
11-3-70	Claimed Bob Baun on waivers from Detroit.
11-4-70	Traded Bob Baun to St. Louis for Jean-Guy Talbot and Larry Keenan.
11-25-70	Traded Mike McMahon to Los Angeles for Eddie Shack and Dick Duff.
12-28-70	Lost Cliff Schmutz on waivers to Philadelphia.
1-24-71	Traded Jean-Guy Legace to Pittsburgh for Terry Ball.
5-25-71	Traded Joe Daley to Detroit for Don Luce and Mike Robitaille.
6-8-71	Selected Danny Lawson from Minnesota, Rod Zaine from Pittsburgh, Rene Robert and Ken Murray from Toronto, Ray McKay from Chicago, Tom Miller from Detroit and Hugh Harris from Montreal and lost Don Marshall to Toronto, Gary Edwards to Los Angeles and Rene Robert to Pittsburgh in Intra-League Draft.
11-16-71	Traded Larry Keenan to Philadelphia for Larry Mickey.
12-16-71	Traded Doug Barrie and Mike Keeler to Los Angeles for Mike Byers and Larry Hillman.
1-14-72	Traded a second-round draft choice in 1972 (Lary Sacharuk) to the New York Rangers for Jim Lorentz.
3-3-72	Lost Kevin O'Shea on waivers to St. Louis.
3-4-72	Traded Eddie Shack to Pittsburgh for Rene Robert.
3-5-72	Traded Chris Evans to St. Louis for George Morrison and a second-round draft choice in 1972 (Larry Carriere).
3-5-72	Sold Phil Goyette to the N.Y. Rangers.
6-5-72	Acquired Tim Horton from Pittsburgh in Intra-League Draft.
6-6-72	Lost Tom Miller and Ken Murray to the N.Y. Islanders and Rod Zaine to Atlanta in the Expansion Draft.
6-18-72	Purchased Rod Busniuk from Montreal.
2-14-73	Traded Butch Deadmarsh to Atlanta for Norm Gratton.
6-12-73	Lost Ray McKay to California and acquired Joe Noris from St. Louis in the Intra-League Draft.
6-14-73	Traded Jake Rathwell to St. Louis for Paul Curtis.
12-27-73	Traded Tracy Pratt and John Gould to Vancouver for Jerry Korab.
1-21-74	Traded Paul Curtis to the N.Y. Rangers for Real Lemieux.
3-10-74	Traded Doug Rombough to the N.Y. Islanders for Brian Spencer.
6-10-74	Lost Ron Busniuk to Detroit in Intra-League Draft.
6-12-74	Lost Paul Terbenche to Kansas City and Steve Atkinson and Randy Wyzub to Washington in the Expansion Draft.
10-14-74	Traded Gerry Meehan and Mike Robitaille to Vancouver for Jocelyn Guevremont and Bryan McSheffrey.
1-27-75	Traded Norm Gratton and a third-round draft choice in 1976 (Ron Zanussi) to Minnesota for Fred Stanfield.
3-3-75	Traded the rights to Garry Lariviere to the N.Y. Islanders for the rights to Gerry Desjardins.
10-1-75	Sold Rocky Farr to Kansas City.
10-1-75	Traded Larry Carriere, a first-round draft choice in 1976 (Greg Carroll) and cash to Atlanta for Jacques Richard.
6-11-76	Traded the rights to free agent Peter McNab to Boston for the rights to free agent Andre Savard.

**MAJOR TRANSACTIONS 1970 - 2004 con't**

Date	Transaction
3-3-77	Sold Roger Crozier to Washington.
9-20-77	Traded Brian Spencer to Pittsburgh for Ron Schock.
2-6-79	Traded Gary McAdam to Pittsburgh for Dave Schultz.
3-12-79	Traded Jocelyn Guevremont to the N.Y. Rangers for a third-round draft choice in 1979 (Jacques Cloutier) and a third-round draft choice in 1980 (Sean McKenna).
6-13-79	Lost Lee Fogolin and Ron Areshenkov to Edmonton, Terry Martin to Quebec and Dave Given to Hartford in the Expansion Draft.
10-5-79	Traded Rene Robert to Colorado for John Van Boxmeer.
11-13-79	Traded Alex Tidey to Edmonton for John Gould.
3-10-80	Traded Jerry Korab to Los Angeles for a first-round draft choice in 1982 (Phil Housley).
10-30-80	Traded Bill Stewart to St. Louis for Bob Hess and a fourth-round draft choice in 1981 (Anders Wickenberg).
1-12-81	Lost Rick Dudley on waivers to Winnipeg.
3-10-81	Traded Rick Martin to Los Angeles for a third-round draft choice in 1981 (Colin Chisholm) and a first-round draft choice in 1983 (Tom Barrasso).
3-10-81	Traded Don Luce to Los Angeles for a sixth-round draft choice in 1982 (Jeff Parker) and cash.
10-5-81	Acquired Yvon Lambert from Montreal and lost Rob McClanahan to Hartford in Waiver Draft.
12-2-81	Traded Jim Schoenfeld, Danny Gare and Derek Smith to Detroit for Mike Foligno, Dale McCourt and Brent Peterson.
12-2-81	Traded Bob Sauve to Detroit for a conditional first-round draft choice (Sauve was returned to the Sabres after the 1981-82 season).
2-8-82	Acquired Paul Harrison on waivers from Pittsburgh.
6-9-82	Traded Alan Haworth and a third-round draft choice in 1982 (Milan Novy) to Washington for a second-round draft choice (Mike Anderson) and a fourth-round draft choice (Timo Jutila) in 1982.
6-9-82	Traded Don Edwards, Richie Dunn, a second-round draft choice in 1982 (Rich Kromm) and a first-round draft choice in 1983 (Dan Quinn) to Calgary for a first-round draft choice (Paul Cyr) and second-round draft choice in 1983 (John Tucker).
6-9-82	Traded a 12th-round draft choice in 1982 (Marco Callas) to Washington for a 12th-round draft choice in 1983 (Kermit Salfi).
6-6-83	Traded Tony McKegney, Andre Savard, J.F. Sauve and a third-round draft choice in 1983 (Iirvo Jarvi) to Quebec for Real Cloutier and a first-round draft choice in 1983 (Adam Creighton).
10-3-83	Lost John Van Boxmeer to Quebec in the Waiver Draft.
12-6-84	Traded Steve Patrick and Jim Wiemer to the N.Y. Rangers for Dave Maloney and Chris Renaud.
9-9-85	Purchased Don Lever from New Jersey.
10-4-85	Traded Randy Cunneyworth and Mike Moller to Pittsburgh for Pat Hughes.
10-7-85	Lost Brent Peterson to Vancouver in the Waiver Draft.
10-15-85	Traded Bob Sauve to Chicago for a third-round draft choice in 1985 (Kevin Kerr).
1-30-86	Traded Larry Playfair, Sean McKenna and Ken Baumgartner to Los Angeles for Brian Engblom and Doug Smith.
3-11-86	Traded a 12th-round draft choice in 1986 (Doug Kirton) to New Jersey for Phil Russell.
4-22-86	Traded a third-round draft choice in 1987 (Ross Wilson) to Los Angeles for an eighth-round draft choice in 1987 (Tim Roberts) and future considerations.
6-21-86	Traded Gilles Hamel to Winnipeg for Scott Arniel.
10-3-86	Traded Brian Engblom to Calgary for Jim Korn.
10-6-86	Acquired Clark Gillies from the N.Y. Islanders and Wilf Paiement from the N.Y. Rangers while losing Pat Hughes to St. Louis and Mal Davis to Los Angeles in the Waiver Draft.
10-7-86	Traded Ric Seiling to Detroit for future considerations.
11-19-86	Traded a second-round draft choice in 1988 (Martin St. Amour) to Montreal for Tom Kurvers.
3-6-87	Traded Norm Lacombe, the professional rights to Wayne Van Dorp and a fourth-round draft choice in 1987 (Peter Eriksson) to Edmonton for Mark Napier, Lee Fogolin and a fourth-round draft choice in 1987 (John Bradley).
5-22-87	Traded Jim Korn to New Jersey for Jan Ludvig.



**MAJOR TRANSACTIONS 1970 - 2004**

Date	Transaction
6-9-70	Selected Kevin O'Shea, Cliff Schmautz, Brian McDonald and Bill Inglis in the Inter-League Draft.
6-9-70	Claimed Joe Daley on waivers from Pittsburgh.
6-10-70	Selected Tom Webster, Al Hamilton, Don Marshall, Tracy Pratt, Jim Watson, Francois Lacombe, Phil Goyette, Reg Fleming, Mike McMahon, Skip Krake, Jean-Guy Lagace, Craig Cameron, Chris Evans, Doug Barrie, Gerry Meehan, Paul Terbenche, Brian Perry, Howie Menard, Rocky Farr and Gary Edwards in the NHL Expansion Draft.
6-10-70	Traded Tom Webster to Detroit for Roger Crozier.
6-10-70	Purchased Ted Hodgson from the N.Y. Rangers.
9-2-70	Purchased Floyd Smith and Brent Imlach from Toronto.
10-2-70	Traded Craig Cameron to St. Louis for Ron Anderson.
10-9-70	Purchased Dave Dryden from Pittsburgh.
10-19-70	Purchased Bill Sutherland from Philadelphia.
10-19-70	Traded Bill Sutherland to St. Louis for future considerations.
11-2-70	Claimed Steve Atkinson on waivers from Boston.
11-2-70	Claimed Paul Andrea on waivers from California.
11-3-70	Claimed Bob Baun on waivers from Detroit.
11-4-70	Traded Bob Baun to St. Louis for Jean-Guy Talbot and Larry Keenan.
11-25-70	Traded Mike McMahon to Los Angeles for Eddie Shack and Dick Duff.
12-28-70	Lost Cliff Schmautz on waivers to Philadelphia.
1-24-71	Traded Jean-Guy Legace to Pittsburgh for Terry Ball.
5-25-71	Traded Joe Daley to Detroit for Don Luce and Mike Robitaille.
6-8-71	Selected Danny Lawson from Minnesota, Rod Zaine from Pittsburgh, Rene Robert and Ken Murray from Toronto, Ray McKay from Chicago, Tom Miller from Detroit and Hugh Harris from Montreal and lost Don Marshall to Toronto, Gary Edwards to Los Angeles and Rene Robert to Pittsburgh in Intra-League Draft.
11-16-71	Traded Larry Keenan to Philadelphia for Larry Mickey.
12-16-71	Traded Doug Barrie and Mike Keeler to Los Angeles for Mike Byers and Larry Hillman.
1-14-72	Traded a second-round draft choice in 1972 (Larry Sacharuk) to the New York Rangers for Jim Lorentz.
3-3-72	Lost Kevin O'Shea on waivers to St. Louis.
3-4-72	Traded Eddie Shack to Pittsburgh for Rene Robert.
3-5-72	Traded Chris Evans to St. Louis for George Morrison and a second-round draft choice in 1972 (Larry Carriere).
3-5-72	Sold Phil Goyette to the N.Y. Rangers.
6-5-72	Acquired Tim Horton from Pittsburgh in Intra-League Draft.
6-6-72	Lost Tom Miller and Ken Murray to the N.Y. Islanders and Rod Zaine to Atlanta in the Expansion Draft.
6-18-72	Purchased Rod Busniuk from Montreal.
2-14-73	Traded Butch Deadmarsh to Atlanta for Norm Gratton.
6-12-73	Lost Ray McKay to California and acquired Joe Noris from St. Louis in the Intra-League Draft.
6-14-73	Traded Jake Rathwell to St. Louis for Paul Curtis.
12-27-73	Traded Tracy Pratt and John Gould to Vancouver for Jerry Korab.
1-21-74	Traded Paul Curtis to the N.Y. Rangers for Real Lemieux.
3-10-74	Traded Doug Rombough to the N.Y. Islanders for Brian Spencer.
6-10-74	Lost Ron Busniuk to Detroit in Intra-League Draft.
6-12-74	Lost Paul Terbenche to Kansas City and Steve Atkinson and Randy Wyzrob to Washington in the Expansion Draft.
10-14-74	Traded Gerry Meehan and Mike Robitaille to Vancouver for Jocelyn Guevremont and Bryan McSheffrey.
1-27-75	Traded Norm Gratton and a third-round draft choice in 1976 (Ron Zanussi) to Minnesota for Fred Stanfield.
3-3-75	Traded the rights to Garry Lariviere to the N.Y. Islanders for the rights to Gerry Desjardins.
10-1-75	Sold Rocky Farr to Kansas City.
10-1-75	Traded Larry Carriere, a first-round draft choice in 1976 (Greg Carroll) and cash to Atlanta for Jacques Richard.
6-11-76	Traded the rights to free agent Peter McNab to Boston for the rights to free agent Andre Savard.

**MAJOR TRANSACTIONS 1970 - 2004 con't**

Date	Transaction
3-3-77	Sold Roger Crozier to Washington.
9-20-77	Traded Brian Spencer to Pittsburgh for Ron Schock.
2-6-79	Traded Gary McAdam to Pittsburgh for Dave Schultz.
3-12-79	Traded Jocelyn Guevremont to the N.Y. Rangers for a third-round draft choice in 1979 (Jacques Cloutier) and a third-round draft choice in 1980 (Sean McKenna).
6-13-79	Lost Lee Fogolin and Ron Areshenkoff to Edmonton, Terry Martin to Quebec and Dave Given to Hartford in the Expansion Draft.
10-5-79	Traded Rene Robert to Colorado for John Van Boxmeer.
11-13-79	Traded Alex Tidey to Edmonton for John Gould.
3-10-80	Traded Jerry Korab to Los Angeles for a first-round draft choice in 1982 (Phil Housley).
10-30-80	Traded Bill Stewart to St. Louis for Bob Hess and a fourth-round draft choice in 1981 (Anders Wickenberg).
1-12-81	Lost Rick Dudley on waivers to Winnipeg.
3-10-81	Traded Rick Martin to Los Angeles for a third-round draft choice in 1981 (Colin Chisholm) and a first-round draft choice in 1983 (Tom Barrasso).
3-10-81	Traded Don Luce to Los Angeles for a sixth-round draft choice in 1982 (Jeff Parker) and cash.
10-5-81	Acquired Yvon Lambert from Montreal and lost Rob McClanahan to Hartford in Waiver Draft.
12-2-81	Traded Jim Schoenfeld, Danny Gare and Derek Smith to Detroit for Mike Foligno, Dale McCourt and Brent Peterson.
12-2-81	Traded Bob Sauve to Detroit for a conditional first-round draft choice (Sauve was returned to the Sabres after the 1981-82 season).
2-8-82	Acquired Paul Harrison on waivers from Pittsburgh.
6-9-82	Traded Alan Haworth and a third-round draft choice in 1982 (Milan Novy) to Washington for a second-round draft choice (Mike Anderson) and a fourth-round draft choice (Timo Jutila) in 1982.
6-9-82	Traded Don Edwards, Richie Dunn, a second-round draft choice in 1982 (Rich Kromm) and a first-round draft choice in 1983 (Dan Quinn) to Calgary for a first-round draft choice (Paul Cyr) and second-round draft choice in 1983 (John Tucker).
6-9-82	Traded a 12th-round draft choice in 1982 (Marco Callas) to Washington for a 12th-round draft choice in 1983 (Kermit Salfi).
6-6-83	Traded Tony McKeegney, Andre Savard, J.F. Sauve and a third-round draft choice in 1983 (Iirvo Jarvi) to Quebec for Real Cloutier and a first-round draft choice in 1983 (Adam Creighton).
10-3-83	Lost John Van Boxmeer to Quebec in the Waiver Draft.
12-6-84	Traded Steve Patrick and Jim Wiemer to the N.Y. Rangers for Dave Maloney and Chris Renaud.
9-9-85	Purchased Don Lever from New Jersey.
10-4-85	Traded Randy Cunneynworth and Mike Moller to Pittsburgh for Pat Hughes.
10-7-85	Lost Brent Peterson to Vancouver in the Waiver Draft.
10-15-85	Traded Bob Sauve to Chicago for a third-round draft choice in 1985 (Kevin Kerr).
1-30-86	Traded Larry Playfair, Sean McKenna and Ken Baumgartner to Los Angeles for Brian Engblom and Doug Smith.
3-11-86	Traded a 12th-round draft choice in 1986 (Doug Kirton) to New Jersey for Phil Russell.
4-22-86	Traded a third-round draft choice in 1987 (Ross Wilson) to Los Angeles for an eighth-round draft choice in 1987 (Tim Roberts) and future considerations.
6-21-86	Traded Gilles Hamel to Winnipeg for Scott Arriel.
10-3-86	Traded Brian Engblom to Calgary for Jim Korn.
10-6-86	Acquired Clark Gillies from the N.Y. Islanders and Wilf Paiement from the N.Y. Rangers while losing Pat Hughes to St. Louis and Mal Davis to Los Angeles in the Waiver Draft.
10-7-86	Traded Ric Seiling to Detroit for future considerations.
11-19-86	Traded a second-round draft choice in 1988 (Martin St. Amour) to Montreal for Tom Kurvers.
3-6-87	Traded Norm Lacombe, the professional rights to Wayne Van Dorp and a fourth-round draft choice in 1987 (Peter Eriksson) to Edmonton for Mark Napier, Lee Fogolin and a fourth-round draft choice in 1987 (John Bradley).
5-22-87	Traded Jim Korn to New Jersey for Jan Ludvig.





## SABRES HISTORY

### MAJOR TRANSACTIONS 1970 - 2004 con't

Date	Transaction
6-13-87	Traded Tom Kurvers to New Jersey for a third-round draft choice in 1987 (Andrew MacVicar) and a 10th-round draft choice in 1989 (Mark Astley).
10-5-87	Acquired Ed Hospodar from Philadelphia and Kevin Maguire from Toronto and lost Dave Fenyves to Philadelphia in the Waiver Draft.
10-13-87	Traded Andy Ristau to Minnesota for a sixth-round draft choice in 1988 (David Di Vita).
12-31-87	Traded Paul Cyr and a 10th-round draft choice in 1988 (Eric Fenton) to the N.Y. Rangers for Mike Donnelly and a fifth-round draft choice in 1988 (Alexander Mogilny).
2-11-88	Traded Steve Dykstra and a seventh-round draft choice in 1989 (Davis Payne) to Edmonton for Scott Metcalfe and a ninth-round draft choice in 1989 (Donald Audette).
10-3-88	Acquired Steve Smith from Calgary and lost Doug Smith to Edmonton and Jim HOFFORD to Los Angeles in the Waiver Draft.
10-3-88	Acquired Wayne Van Dorp from Pittsburgh for a seventh-round draft choice in 1990 (Pat Neaton).
10-21-88	Traded Bob Logan and a ninth-round draft choice in 1989 (Jim Giacini) to Los Angeles for Larry Playfair.
11-12-88	Traded Tom Barrasso and a third-round draft choice in 1990 (Joe Dziedzic) to Pittsburgh for Doug Bodger and Darrin Shannon.
12-26-88	Traded Adam Creighton and future considerations to Chicago for Rick Vaive and future considerations.
2-16-89	Traded Wayne Van Dorp to Chicago for a seventh-round draft choice in 1990 (Viktor Gordioun).
3-6-89	Traded Calle Johansson and a second-round draft choice in 1989 (Byron Dafeo) to Washington for Clint Malarchuk, Grant Ledyard and a sixth-round draft choice in 1991 (Brian Holzinger).
3-7-89	Traded Lindy Ruff to the N.Y. Rangers for a fifth-round draft choice in 1990 (Richard Smehlik).
6-1-89	Traded Mark Ferner to Washington for Scott McCrory.
6-17-89	Traded Joe Reekie to the N.Y. Islanders for a sixth-round draft choice in 1989 (Bill Pye).
9-29-89	Traded Jacques Cloutier and a sixth-round draft choice in 1990 (Derek Edgerly) to Chicago for Steve Ludzik and a fifth-round draft choice in 1990 (Todd Bojcun).
10-2-89	Lost Mikael Andersson to Hartford in the Waiver Draft.
10-4-89	Traded a fourth-round draft choice in 1991 (Keith Redmond) to Los Angeles for Dean Kennedy.
11-24-89	Traded Bob Halkidis and future considerations to Los Angeles for Dale DeGray and future considerations.
1-5-90	Traded John Tucker to Washington for future considerations.
3-5-90	Traded Kevin Maguire and a second-round draft choice in 1990 (Mikael Renberg) to Philadelphia for Jay Wells and a fourth-round draft choice in 1991 (Peter Ambroziak).
6-16-90	Traded Phil Housley, Scott Amiel, Jeff Parker and a first-round draft choice in 1990 (Keith Tkachuk) to Winnipeg for Dale Hawerchuk and a first-round draft choice in 1990 (Brad May).
7-3-90	Purchased John Tucker from the Washington Capitals.
7-9-90	Traded Ray Sheppard to the N.Y. Rangers for cash and future considerations.
9-30-90	Traded Mike Donnelly to Los Angeles for Mikko Makela. Traded Shawn Anderson to Washington for Bill Houlder.
12-17-90	Traded Mike Foligno and an eighth-round draft choice in 1991 (Thomas Kucharcik) to Toronto for Lou Franceschetti and Brian Curran.
1-21-91	Traded John Tucker to the N.Y. Islanders for future considerations.
3-5-91	Traded the rights to Ken Priestley to Pittsburgh for Tony Tanti. Acquired Steve Weeks from Vancouver for future considerations.
5-26-91	Traded Darcy Wakaluk to Minnesota for an eighth-round draft choice in 1991 (Jiri Kuntos).
5-30-91	Lost Greg Paslawski to San Jose in the expansion draft.
6-22-91	Acquired Tom Draper from Winnipeg for future considerations (Buffalo's seventh-round choice in 1992 - Artur Oktyabrev).
10-11-91	Traded Darrin Shannon, Dean Kennedy and Mike Hartman to Winnipeg for Dave McLlwain, Gord Donnelly, Winnipeg's fifth-round choice (Yuri Khmylev) in 1992 and future considerations.
10-24-91	Acquired Colin Patterson from Calgary for future considerations.
10-25-91	Traded Pierre Turgeon, Uwe Krupp, Dave McLlwain and Benoit Hogue to the N.Y. Islanders for Pat LaFontaine, Randy Wood and Randy Hillier.
3-9-92	Traded Dave Snuggerud to San Jose for Wayne Presley. Traded Jay Wells to the N.Y. Rangers for Randy Moller.

## SABRES HISTORY

### MAJOR TRANSACTIONS 1970 - 2004 con't

Date	Transaction
3-10-92	Traded Kevin Haller to Montreal for Petr Svoboda. Acquired Dave Hannan from Toronto for a sixth-round draft choice (Chris Deruiter) in 1992.
6-15-92	Traded Christian Ruutu and future considerations to Winnipeg for Stephane Beauregard.
6-18-92	Lost Darcy Loewen and Brad Miller to Ottawa in the expansion draft.
8-7-92	Traded Stephane Beauregard and future considerations (fourth-round pick in 1993 - Eric Daze) to Chicago for Dominik Hasek.
2-3-93	Traded Dave Andreychuk, Daren Puppa, and the team's first-round draft choice in 1993 (Kenny Jonsson) to Toronto for Grant Fuhr and the Maple Leafs' fifth-round pick (Kevin Popp) in the 1993 Entry Draft.
3-22-93	Traded Mike Ramsey to the Pittsburgh Penguins for Bob Errey.
6-24-93	Lost Bill Houlder and Bob Corkum to Anaheim in the expansion draft.
9-1-93	Traded Jozef Cierny and a future draft choice (fourth round in 1994 - Jussi Tarvainen) to Edmonton for Craig Simpson.
9-30-93	Traded Tom Draper to the New York Islanders for future considerations (Steve Plouffe, 7th-round choice, 1994 Entry Draft).
10-27-93	Traded Keith Carney and a future draft choice (sixth-round pick in 1995 - Marc Magliarditi) to Chicago for Craig Muni and Chicago's fifth-round choice in 1995 (Daniel Bienvenue).
12-15-93	Traded Gord Donnelly to the Dallas Stars for James Black and a conditional draft choice in 1994 (Steve Webb).
7-8-94	Acquired Kevin McClelland from the Winnipeg Jets in exchange for future considerations.
7-26-94	Traded Sean O'Donnell to the Los Angeles Kings for Doug Houda.
1-18-95	Lost Randy Wood to Toronto in the Waiver Draft.
2-14-95	Traded Philippe Boucher, Grant Fuhr, and Denis Tsygurov to Los Angeles for Charlie Huddy, Robb Stauber, Alexei Zhitnik, and a fifth-round draft choice in 1995 (Marian Menhart).
4-7-95	Traded Petr Svoboda to Philadelphia for Garry Galley. Traded Ken Sutton to Edmonton for Scott Pearson.
7-8-95	Traded Alexander Mogilny and a fifth-round draft choice in 1995 (Todd Norman) to Vancouver for Mike Peca, Mike Wilson, and a first-round draft choice in 1995 (Jay McKee).
10-2-95	Lost Bob Sweeney to N.Y. Islanders and claimed Brent Hughes from Boston and Rob Conn from New Jersey in the Waiver Draft.
11-16-95	Traded Doug Bodger to San Jose for Vaclav Varada, Martin Spanhel, Philadelphia's fourth-round draft pick in 1996 (Mike Martone), and either the Flyers' or Toronto's first-round draft pick in 1996 (to be determined by Philadelphia prior to the draft).
2-1-96	Acquired Bob Boughner from the Florida Panthers in exchange for a conditional fourth-round draft choice in 1996 (Chris Allen).
2-15-96	Traded Craig Muni and the first-round draft pick in the 1996 draft (Daniel Briere) acquired in the three-team trade in November, 1995 involving San Jose, Philadelphia, and Buffalo, in exchange for Darryl Shannon and Michal Grosek.
3-19-96	Traded Charlie Huddy and a seventh-round draft pick in 1996 (Daniel Corso) to the St. Louis Blues for Denis Hamel.
3-20-96	Traded Dave Hannan to the Colorado Avalanche for a sixth-round draft choice in the 1996 NHL Entry Draft. Also traded Yuri Khmylev and an eighth-round pick in 1996 (Andrei Podkonicky) to St. Louis for a second-round draft choice in 1996 (Cory Sarich), a third-round pick in 1997, and defenseman Jean-Luc Grand-Pierre.
3-18-97	Traded Barrie Moore and Craig Millar to Edmonton in exchange for Miroslav Satan.
9-24-97	Acquired Jason Woolley from the Pittsburgh Penguins in exchange for a 1998 fifth-round draft choice (Robert Scuderi).
9-29-97	Traded Pat LaFontaine to the New York Rangers in exchange for a second-round draft pick in 1998 (Andrew Peters) and future considerations.
11-12-97	Traded Andrei Trefilov to the Chicago Blackhawks for an undisclosed 1998 draft choice.
2-4-98	Acquired Geoff Sanderson from the Vancouver Canucks in exchange for Brad May and a third-round draft pick in 1999.
3-24-98	Acquired Paul Kruse and Jason Holland from the N.Y. Islanders in exchange for Jason Dawe. Note: Holland was assigned to Rochester following trade.





## SABRES HISTORY

### MAJOR TRANSACTIONS 1970 - 2004 con't

Date	Transaction
6-18-98	Acquired Kay Whitmore, a second-round draft choice in 1998 (Jaroslav Kristek) and future considerations from the San Jose Sharks in exchange Steve Shields and a fourth-round draft pick in 1998 (Miroslav Zalesak). Note: Did not extend qualifying offer to Whitmore (on 7-1-98), making goaltender an unrestricted free agent.
6-26-98	Bob Boughner selected by the Nashville Predators in the 1998 Expansion Draft held in Buffalo.
12-18-98	Rumun Ndur claimed off waivers by N.Y. Rangers. Traded Donald Audette to the Los Angeles Kings in exchange for a 1999 second-round draft choice (Milan Bartovic).
3-11-99	Acquired Stu Barnes from the Pittsburgh Penguins in exchange for Matthew Barnaby.
3-23-99	Acquired Joe Juneau and a 1999 third-round draft choice (Tim Preston) from the Washington Capitals in exchange for Alexei Tezikov. Traded Mike Wilson to the Florida Panthers in exchange for Rhett Warener and a 1999 fifth-round draft choice (Ryan Miller). Traded Derek Plante to the Dallas Stars in exchange for a 1999 second-round draft choice (Michael Zigomanis). Darryl Shannon selected by Atlanta Thrashers in the 1999 Expansion Draft. Sent Dean Sylvester to the Atlanta Thrashers for future considerations.
1-23-00	Acquired Vladimir Tsylakov from Los Angeles in exchange for an eighth round draft choice in the 2000 NHL Entry Draft.
3-10-00	Acquired Chris Gratton and a second-round draft choice in 2001 from Tampa Bay in exchange for Wayne Primeau, Brian Holzinger, Cory Sarich, and a third-round selection in the 2000 NHL Entry Draft. Acquired Doug Gilmour and Jean-Pierre Dumont from Chicago in exchange for Michal Grosse.
6-23-00	Dwayne Roloson and Geoff Sanderson selected by Columbus in the 2000 Expansion Draft. Sent Jean-Luc Grand-Pierre, Matt Davidson, and fifth-round picks in 2000 and 2001 Entry Draft to Columbus in exchange for future considerations. Acquired RW Donald Audette from Atlanta for C Kamil Piro and a fourth-round pick in 2001 NHL Entry Draft and acquired Steve Heinze from Columbus for a third-round draft pick in 2001 NHL Entry Draft. Traded C Michael Peca to the NY Islanders for C Tim Connolly and LW Taylor Pyatt. Traded G Dominik Hasek to Detroit for LW Vyacheslav Kozlov, a first-round draft pick in the 2002 NHL Draft and future considerations. Traded LW Vyacheslav Kozlov and the 41 <sup>st</sup> pick in the 2002 NHL Entry Draft to Atlanta for the 31 <sup>st</sup> and 82 <sup>nd</sup> picks in the 2002 NHL Entry Draft. Acquired C Jochen Hecht from Edmonton for the 31 <sup>st</sup> and 82 <sup>nd</sup> picks in the 2002 NHL Entry Draft. Acquired C Adam Mair and a fifth-round draft choice in the 2003 NHL Entry Draft from Los Angeles in exchange for Erik Rasmussen.
6-23-00	Traded D Jason Woolley to Detroit for future considerations. Acquired C Jakub Klepis from Ottawa in exchange for RW Vaclav Varada and a fifth-round draft pick in 2003 NHL Entry Draft. Traded C Stu Barnes to Dallas for C Mike Ryan and Dallas' second-round draft choice in the 2003 NHL Entry Draft. Traded RW Rob Ray to Ottawa for future considerations.
3-11-03	Acquired C Daniel Briere and Phoenix's third-round selection in the 2004 NHL Entry Draft for C Chris Gratton and Buffalo's fourth round choice in the 2004 Entry Draft.
7-3-03	Acquired C Steven Reinprecht from Colorado in exchange for D Keith Ballard.
7-3-03	Acquired C Chris Drury and C Steve Begin from Calgary in exchange for D Rhett Warener and C Steven Reinprecht.
3-08-04	Acquired Brad Brown and a sixth-round selection in the 2005 NHL Entry Draft from Minnesota in exchange for a fourth-round selection in the 2005 NHL Entry Draft.
3-09-04	Acquired Jeff Jillson and a ninth-round selection in the 2005 NHL Entry Draft from San Jose in exchange for Curtis Brown and Andy Delmore. Acquired Mike Grier from Washington in exchange for Jakub Klepis.

## SABRES HISTORY

### RETIRED NUMBERS

The Buffalo Sabres have retired only four numbers since the franchise's inception in 1970. The first Sabre to have his number retired was Gilbert Perreault (#11) on Oct. 17, 1990. The combination in hockey history and without a doubt the best in Buffalo Sabres' history. The three wore the blue and gold together from 1972 to 1979 and were labeled "The French Connection," a name whose familiarity was helped by the 1971 movie of the same name. The trio was honored as Martin (#7) and Robert (#14) joined Perreault in ceremonies to retire the numbers of Buffalo's famed "French Connection" on Nov. 15, 1995. The fourth Sabre to have his number retired was Tim Horton (#2) on Jan. 5, 1996.

# 11

### Gilbert Perreault

Center (1970-71 to 1986)

**Career Sabres Totals:** 1,191 games played, 512 goals, 814 assists, 1,326 points

(regular season), 90 games played, 33 goals, 70 assists, 103 points (playoffs)



Gilbert Perreault can best be described as the "Original Sabre." The NHL Hall of Famer was Buffalo's first-ever draft choice and set the standard for all future Sabres to be measured. Perreault earned the Calder Trophy as the NHL's Rookie of the Year following his inaugural 1970-71 campaign. Even Perreault's uniform number bore the marks of an original Sabre, as it was #11 that came up on the wheel that gave Buffalo the first overall pick in the 1970 draft.

Perreault's sportsmanship and outstanding play also helped him capture the Lady Byng Trophy in 1973. One of Perreault's six NHL All-Star games was the 1978 edition in Buffalo when he scored the game-winning goal 3:55 into overtime. He also served as the Sabres' team captain from 1981-82 until his November 1986 retirement. He also served as the Sabres' Hockey Hall of Fame, as well as both the Buffalo Sabres and Greater Buffalo Sports Halls of Fame. Perreault is still the team's all-time leader in career (regular season) games played, goals, assists, points and game-winning goals. There was only one number 11 in Buffalo Sabres history and, rightfully so, will never be another.

# 7

### Rick Martin

Left Wing (1971-72 to 1980-81)

**Career Sabres Totals:** 681 games played, 382 goals, 313 assists, 695 points (regular season), 62 games played, 24 goals, 29 assists, 53 points (playoffs)



Buffalo Sabre fans saw Rick Martin in almost 750 regular season and playoff games between 1971 and 1981. Number 7's career with the Sabres was highlighted by a Stanley Cup Finals appearance in 1974-75. That spring, Martin finished with 52 goals, one of which was the 1,000th in team history. The year prior, on the final night of the 1973-74 campaign, he recorded a hat trick at "The Aud" against St. Louis to become the first player in Sabres' history to record 50 or more goals in one season. Martin even gave the

hometown fans a reason to cheer in a game at "The Aud" in which he wasn't even wearing a Sabres' uniform. On Jan. 24, 1978, he scored the tying goal in the 31st NHL All-Star Game with just 1:39 left in regulation time to force overtime. That was just one of seven of the League's showcase games he would appear in during his career. He still holds two single-season Sabres records and is tied for another. In addition, Martin remains in the top three in seven of Buffalo's (regular season) career leaders categories.





## RETIRED NUMBERS con't

14

**Rene Robert**  
**Right Wing** (1971-72 to 1978-79)**Career Sabres Totals:** 524 games played, 222 goals, 330 assists, 552 points (regular season), 47 games played, 22 goals, 17 assists, 39 points (playoffs)

With the warm spring air mixing with "The Aud" ice, Rene Robert skated out of the mist and scored the famous "Fog Goal" by beating Flyers' goalie Bernie Parent in overtime of game three of the 1975 Stanley Cup Finals. The historic goal might not have taken place if not for the Sabres' persistence in acquiring Robert. His road to Buffalo started by the Sabres claiming him from Toronto, only to lose the winger to Pittsburgh in the Intra-League draft on June 8, 1971. The Sabres were then able to acquire the final component of "The French Connection" in a trade with the Penguins on March 4, 1972. Robert finished the 1974-75 regular season with 100 points, marking the first time in club annals that a player reached the century mark in points in one season. That season, Robert was voted by his teammates as Buffalo's most valuable player. He later recorded another Sabres milestone by scoring the 2,000th goal in club history on Dec. 22, 1977. Robert still ranks as Buffalo's fifth all-time assist leader with 330 in his career with the Sabres. Coincidentally, Robert had also once worn number 7 in the blue and gold. He played in both the 1973 and 1975 NHL All-Star games.

2

**Tim Horton**  
**Defense** (1972-73 to 1973-74)**Career Sabres Totals:** 124 games played, 1 goal, 22 assists, 23 points (regular season), 6 games played, 0 goals, 1 assist, 1 point (playoffs)

Tim Horton skated in the Sabres' blue, white and gold for only two seasons, but the solid defenseman certainly made his mark on the team. Horton came to Buffalo in the Intra-League draft in June 1972 from Pittsburgh. Following that campaign, proof that he had made an impression on his fourth NHL club (also played for Toronto, N.Y. Rangers and Pittsburgh) came when he was named the recipient of the Memorial Award as the team's most valuable player as voted by his teammates. Today, in honor of the late defenseman, Horton's name is on the Buffalo award presented annually to the player whose performance is far superior to the public recognition he has received (known as the Unsung Hero Award before 1975). Horton saw action in 1,446 NHL regular season games plus 126 more in the postseason. Included in his playing days were eight out of nine complete 70-game seasons played between 1958-59 and 1966-67. Horton was a member of four Stanley Cup winning teams with Toronto and appeared in seven NHL All-Star games. Horton became a member of the Hockey Hall of Fame in 1977 and is also a member of the Buffalo Sabres Hall of Fame.

## ALL TIME UNIFORM NUMBERS

00

Martin Biron

1

John Blue, David Littman, Jacques Cloutier, Don Edwards, Roger Crozier

2

Tim Horton, Jim Watson

3

James Patrick, Garry Galley, Dean Melanson, Grant Ledyard, Calle Johansson, Jim Hofford, Richie Dunn, Hannu Virta, Bill Stewart, Paul McIntosh, Jocelyn Guevremont, Mike Robitaille, Paul Terbenche, Tracy Pratt

4

Brad Brown, Rhett Warrener, Mike Wilson, Bob Boughner, Grant Jennings, Alexei Zhitnik, Philippe Boucher, Uwe Krupp, Steve Dykstra, Jim Korn, Jerry Korab, Timo Jutila, Mark Renaud, John Van Boxmeer, Tracy Pratt, Mike McMahon

5

Jeff Jillson, Andy Delmore, Jason Woolley, Ed Ronan, Craig Muni, Mike Ramsey, John Van Boxmeer, Lee Fogolin, Larry Carriere, Larry Hillman, Doug Barrie

6

Cory Sarich, Bob Boughner, Doug Houda, Keith Carney, Phil Housley, Ron Fischer, Jim Schoenfeld, Al Hamilton

7

Petr Svoboda, Kevin Haller, John Tucker, Mike Donnelly, Dale McCourt, Randy Cunneyworth, Rick Martin, Rene Robert, Cliff Schmutz

8

Rory Fitzpatrick, Geoff Sanderson, Darryl Shannon, Doug Bodger, Jim Jackson, Paul Cyr, Richard Hajdu, Don Lever, Dave Fenyves, Bob Mongrain, Real Cloutier, Tony McKegney, Jim Lorentz, Rick Martin, Dick Duff, Butch Deadmarsh, Bill Inglis

9

Derek Roy, Erik Rasmussen, Vaclav Varada, Viktor Gordiuk, Greg Brown, Scott Arniel, Gilles Hamel, Mike Moller, J.F. Sauve, Rick Dudley, Jacques Richard, Norm Gratton, Rick Martin, Butch Deadmarsh, Danny Lawson, Reggie Fleming

10

Henrik Tallinder, Brad May, Dale Hawerchuk, Craig Ramsay, Phil Goyette

11

Gilbert Perreault

12

Ales Kotalik, Domenic Pittis, Randy Burridge, Peter Ambroziak, Bob Errey, Peter Ciavaglia, Greg Paslawski, Scott Metcalfe, Rick Vaive, Ken Priestley, Jody Gage, Sean McKenna, Andre Savard, Gary McAdam, Larry Mickey, Mike Byers, Skip Krake

13

Vyacheslav Kozlov, Yuri Khmylev, Jim Schoenfeld

14

Dave Hannan, Jody Gage, Steve Ludzik, Mikael Andersson, Mike Moller, Alan Haworth, Rene Robert, Norm Gratton, Don Luce, Rod Zaine, Randy Wyrozub

15

Milan Bartovic, Dixon Ward, Sergei Petrenko, Greg Brown, Randy Wood, Lou Franceschetti, Kevin Haller, Doug Smith, Chris Langevin, Adam Creighton, Geordie Robertson, Yvon Lambert, Rob McClanahan, Mike Boland, Gary McAdam, Michel Deziel, Bryan McSheffrey, Gerry Meehan

16

Chris Taylor, Pat LaFontaine, Darrin Shannon, Mike Donnelly, Paul Brydges, Ric Seiling, Derek Smith, Peter McNab, Real Lemieux, Randy Wyrozub, Ron Anderson, Butch Deadmarsh

17

J.P. Dumont, Randy Cunneyworth, Dixon Ward, Jason Dawe, Brent Hughes, Craig Simpson, Todd Simon, Colin Patterson, Mike Foligno, Gilles Hamel, John Gould, Rick Dudley, Derek Smith, Fred Stanfield, Bob Richer, Floyd Smith

18

Tim Connolly, Miroslav Satan, Michal Grosek, Wayne Presley, Dave Snuggerud, Bob Halkidis, Paul Cyr, Gilles Hamel, Danny Gare, Paul Terbenche, Kevin O'Shea

19

Norm Milley, Brian Holzinger, Randy Wood, Tony Tanti, Kevin Maguire, Bob Corkum, Doug Trapp, Bob Halkidis, Jim Wiemer, Sean McKenna, Jeff Eatough, Randy Cunneyworth, Derek Smith, Alex Tidey, Morris Titanic, Fred Stanfield, Steve Atkinson, Francois Lacombe, Brian Perry

20

Ales Kotalik, Jason Holland, Doug Houda, Bob Sweeney, Dave McLlwain, Mike Hartman, Don Lever, Brent Peterson, Kai Suikkanen, Don Luce, Dick Duff, Brian McDonald

21

Radoslav Hecl, Mike Hurlbut, Mark Astley, Scott Thomas, Christian Ruuttu, Richie Dunn, Claude Verret, J.F. Sauve, Dave Schultz, Ron Schock, Brian Spencer, Ron Busniuk, John Gould, Hugh Harris, Terry Ball, Larry Mickey, Larry Keenan, Paul Andrea, Jean-Guy Lagace

22

Adam Mair, Wayne Primeau, Charlie Huddy, Craig Simpson, Rick Vaive, Lindy Ruff, Jocelyn Guevremont, Peter McNab, Doug Rombough, Ray McKay, Rod Zaine, Don Marshall

23

Chris Drury, Sean McMorro, Bill Houlder, Randy Hillier, Jiri Sejba, Ray Sheppard, Gates Orlando, Kai Suikkanen, Ron Fischer, Hannu Virta, Sean McKenna, Bob Hess, Randy Cunneyworth, Mike Ramsey, Ken Breitenbach, Larry Carriere, Joe





## SABRES HISTORY

### ALL TIME UNIFORM NUMBERS con't

Noris, Eddie Shack, John Gould, Rene Robert, Paul Terbenche

**24**  
Taylor Pyatt, Paul Kruse, Dane Jackson, Philippe Boucher, Randy Moller, Jay Wells, Mike Donnelly, Steve Smith, Ed Hospodar, Bill Hajt, Gary Bromley, Peter McNab, Randy Wyzub, John Gould, Ron Busniuk, Chris Evans, Ray McKay, Jean-Guy Talbot, Butch Deadmarsh

**25**  
Mike Grier, Vaclav Varada, Rob Conn, Dave Andreychuk, Mal Davis, Jere Gillis, Bob Mongrain, Terry Martin, Craig Ramsay, Hap Myers, Brian Perry

**26**  
Eric Boulton, Derek Plante, Keith Carney, Dean Kennedy, Darrin Shannon, Richie Dunn, Bob Logan, Phil Russell, Pat Hughes, Dave Maloney, Steve Patrick, Val James, Ken Breitenbach, Alex Tidey, Derek Smith, Randy Wyzub, Larry Keenan

**27**  
Michael Peca, Brad May, Larry Playfair, Joe Reekie, Wilf Paiement, Joe Kowal

**28**  
Jason Botterill, Donald Audette, Domenic Pittis, Dale DeGray, Mark Ferner, Jeff Parker, Tom Kurvers, Brian Engblom, Richard Hajdu, Paul Gardner, Bob Sauve, Ron Fischer, Jim Walsh, Gary Bromley, Rocky Farr, Dave Dryden, Terry Ball

**29**  
Jason Pominville, Jaroslav Kristek, Bob Corkum, Vladimir Tsyplakov, Jason Holland, Paul Kruse, Darryl Shannon, Dane Jackson, Scott Pearson, Denis Tsygurov, Jeff Parker, Richie Dunn, Mark Ferner, Jeff Parker, Mal Davis, Dave Andreychuk, Jacques Cloutier, Val James, Mike Moller, Don Edwards, Gary Bromley

**30**  
Ryan Miller, Dwayne Roloson, Andrei Trefilov, Clint Malarchuk, Tom Barrasso, Paul Harrison, Val James, Randy Ireland, Gerry Desjardins, Rocky Farr, Dave Dryden, Joe Daley

**31**  
Bob Essensa, Steve Shields, Grant Fuhr, Daren Puppa, Joe Reekie, Dave Fenyves, Al Smith

**32**  
Rob Ray, Scott Metcalfe, Don McSween, Norm Lacombe, Bob Mongrain, Gary McAdam, Wayne Ramsey

**33**  
Doug Janik, Scott Pearson, Mark Astley, Bob Sweeney, Benoit Hogue, Jody Gage, Lee Fogolino, Jim Hofford, Phil Myre

**34**  
Jeff Jillson, Peter Skudra, Jean-Luc Grand-Pierre,

Mike Wilson, Gord Donnelly, David Littman, Lou Franceschetti, Darren Eliot, Scott Metcalfe, Jim Korn, Adam Creighton

**35**  
Mika Noronen, Robb Stauber, Tom Draper, Darcy Wakaluk, Daren Puppa

**36**  
Matthew Barnaby, Darcy Loewen, Jan Ludvig

**37**  
Curtis Brown, Barrie Moore, Curtis Brown, Lou Franceschetti, Bill Houlder, Shawn Anderson

**38**  
Domenic Pittis, Barrie Moore, Jay McKee, Joel Savage, Adam Creighton

**39**  
Dominik Hasek, Brian Curran, Don McSween, Trent Kaese, Clark Gillies

**40**  
Rumun Ndur, James Black, Mitch Molloy, Larry Playfair, Uwe Krupp

**41**  
Stu Barnes, Dave Hannan, Ken Sutton, Brian Curran

**42**  
Richard Smehlik, Mikko Makela, Bob Corkum, Brad Miller, Steve Dykstra

**43**  
Martin Biron, Jason Dawe, Francois Guay

**44**  
Alexei Zhitnik, Doug Macdonald, Brad Miller, Jerry Korab

**45**  
Dmitri Kalinin, Scott Nichol, Donald Audette

**46**  
Dean Sylvester

**47**  
Bill Houlder

**48**  
Daniel Briere, Brad May

**51**  
Brian Campbell

**52**  
Dave Andreychuk

**55**  
Jochen Hecht, Denis Hamel, Reed Larson, Joe Reekie

**56**  
Ken Priestlay

**57**  
Steve Heinze

**60**  
Paul Gaustad

## SABRES HISTORY

### ALL TIME UNIFORM NUMBERS con't

**61**  
Maxim Afinogenov

**64**  
David Moravec

**65**  
Mark Napier

**71**  
Jochen Hecht

**74**  
Jay McKee

**76**  
Andrew Peters, Wayne Primeau

**77**  
Chris Gratton, Pierre Turgeon

**80**  
Geoff Sanderson

**81**  
Miroslav Satan

**83**  
Domenic Pittis

**89**  
Alexander Mogilny

**90**  
Joe Juneau, Clark Gillies

**93**  
Doug Gilmour, Anatoli Semenov

### ALL-TIME ANNOUNCED ATTENDANCE

Year	Regular Season			Playoffs		
	GP	Attendance	Average	GP	Attendance	Average
1970-71	39	379,121	9,721	-	-	-
1971-72	39	597,622	15,324	-	-	-
1972-73	39	609,570	15,632	-	-	-
1973-74	39	611,052	15,668	3	47,004	15,668
1974-75	40	626,720	15,668	-	-	-
1975-76	40	657,320	16,433	9	142,767	15,863
1976-77	40	657,320	16,433	5	82,165	16,433
1977-78	40	657,320	16,433	3	49,299	16,433
1978-79	40	657,320	16,433	4	65,732	16,433
1979-80	40	657,320	16,433	2	32,866	16,433
1980-81	40	656,307	16,408	7	115,031	16,433
1981-82	40	619,400	15,585	5	70,386	14,077
1982-83	40	515,766	12,894	2	30,043	15,022
1983-84	40	566,562	14,164	4	65,732	16,433
1984-85	40	613,441	15,336	2	32,866	16,433
1985-86	40	587,635	14,691	2	30,828	15,414
1986-87	40	527,241	13,181	-	-	-
1987-88	40	571,088	14,277	-	-	-
1988-89	40	572,648	14,316	3	49,299	16,433
1989-90	40	634,692	15,867	2	32,866	16,433
1990-91	40	626,171	15,654	3	49,076	16,359
1991-92	40	615,668	15,392	3	45,010	15,003
1992-93	41	614,227	14,981	3	44,069	14,690
1993-94	41	602,779	14,702	4	65,300	16,325
1994-95	24	361,537	15,064	3	46,889	15,630
1995-96	41	563,271	13,738	2	29,486	14,743
1996-97	41	693,379	16,912	-	-	-
1997-98	41	641,034	15,635	7	130,165	18,595
1998-99	41	737,275	17,982	7	130,165	18,595
1999-00	41	736,174	17,955	10	185,950	18,595
2000-01	41	731,438	17,840	2	37,380	18,690
2001-02	41	705,468	17,207	7	130,276	18,611
2002-03	41	564,827	13,776	-	-	-
2003-04*	41	626,843	15,289	-	-	-

HSBC Arena increased capacity from 18,595 to 18,690 to start the 1999-00 season due to reconfiguration of the arenas handicapped seating.

\* one game held at Blue Cross Arena, Rochester, N.Y.

Longest sellout streak including playoffs: 359 (October 15, 1972 to November 12, 1980)







**ROCHESTER AMERICANS STAFF**

President, Chief Executive Officer and Governor	Steve Donner
Vice Chairman and Alternate Governor	Walter L. Turek
Owner and Alternate Governor	Randall J. Latona
Vice President of Sports Operations & General Manager, Alternate Governor	Jody Gage
Vice President of Sales & Marketing	Chris Palin
Chief Financial Officer	TBA
Head Coach	Randy Cunneyworth
Assistant Coach	Doug Houda
Athletic Trainer	Kent Weisbeck
Equipment Manager	Dave Williams
Team Doctors	Dr. Robert Bronstein & Dr. Kenneth DeHaven
Director of Ticket Sales and Operations	David Cieslinski
Director of Communications	Craig Rybczynski
Communications Coordinator	John Kiriazidis
Director of Sponsorship Services	Amy Rybczynski
Marketing/Operations Coordinator	Brenda Shockley
Finance	Mike Zaroczynski
Group Sales Manager	Adam Winslow
Sponsorship Sales Representatives	Lisa McCandless & Adam Winslow
Corporate Accounts & Suite Manager	Jennifer DiGaetano
Season Ticket Representative	Matt Rockefeller
Group Sales Representative	Steve Samoyedny
Ticket Sales Associate	Nathan Snyder
Administrative Assistant	Jen Gorczynski
Merchandising	Recognition Experts
Radio & TV Broadcaster	Don Stevens
Radio & TV Color Analyst	TBA
Video/TV Producer	John Catalano

**GENERAL INFORMATION**

Executive Offices	The Blue Cross Arena at the Rochester War Memorial
One War Memorial Square	Rochester, NY 14614
Telephone/Executive Offices	(585) 454-5335
Fax Number	(585) 454-3954
Telephone/Hotline	(585) 454-5335
Website	www.amerks.com
E-Mail	info@amerks.com
Home Ice	The Blue Cross Arena at the Rochester War Memorial
Dimensions of Rink	197' x 85'
Seating Capacity	11,200
Location of Press Box	Suite Level
NHL Affiliate	Buffalo Sabres
Club Colors	Red, White, Blue
Home Uniforms	Base - White; Trim - Blue, Red
Road Uniforms	Base - Blue; Trim - White, Red
Ticket Prices	\$19.00, \$15.00 and \$11.00
Home Game Times	Monday-Thursday @ 7:05 pm; Friday-Saturday @ 7:35 pm; Sunday @ 6:05 pm
TV Stations	Time Warner Cable and WRWB TV-16
Radio Stations	WHAM 1180-AM & WHTK 1280-AM





## ROCHESTER AMERICANS STAFF

### JODY GAGE Vice President of Sports Operations & General Manager



Jody Gage captured the hearts of the Rochester Americans fans many times throughout his 11-season hockey career with the Amers and wore the crest with great pride during that time. Gage now handles a different role with the Amers, Knighthawks and Rattlers, one of Vice President of Sports Operations & General Manager, and has experienced much of the same success in the front office that many witnessed on the ice. He became a Sabres employee in May 2003 to help facilitate player personnel moves between Buffalo and Rochester.

In just under 10 years, Gage has seen seven teams reach the finals (three hockey, four lacrosse). The Amers advanced to the Calder Cup Finals in 1999 and 2000 while the K-Hawks reached the National Lacrosse League Finals in 1999, 2000 and 2003, and won the 1997 title. In 1995-96, Gage was also the Amers' Assistant General Manager when they won the 1996 Calder Cup. In 1998-99, the AHL recognized Gage for his efforts as he was awarded the James C. Hendy Award as the league's outstanding executive. Gage assembled a team that won both the AHL Empire Division Championship and the Western Conference Championship and earned a berth in the 1999 Calder Cup Finals. Last season, the Amers set a franchise record for points in one season with 112. In 2001, Gage became the first general manager of the Rochester Rattlers of Major League Lacrosse. The field lacrosse team has advanced to the MLL Semifinals in 2001, 2004 and 2005.

Because his name is synonymous with AHL stardom, Gage was able to acquaint himself quickly with his peers off the ice and away from the field, but it didn't take long for him to earn a reputation as a well-respected, savvy hockey general manager. In his first season, the Amers won their first division title since 1990-91, making Gage the first general manager in team history to win a division title in his inaugural season.

Gage knows a thing or two about success and championships, having been involved with three Calder Cup champions during his pro career. He was a member of the Adirondack Red Wings Calder Cup team in 1980-81, the Amers squad in 1986-87 and was Rochester's Assistant GM when the Amers secured their sixth Calder Cup in 1995-96, having retired during the season due to lingering knee ailments.

Originally a third-round draft selection (45th overall) of the Detroit Red Wings in the 1979 NHL Entry Draft, the Toronto native spent six seasons in the Detroit organization before signing a free agent contract with the Buffalo Sabres on July 31, 1985. Gage would spend the rest of his career in the Sabres and Amers organization, signing his final contract with the Amers on August 23, 1995, just a few months after Steve Danner purchased the Rochester club from Buffalo.

Dubbed "Mr. Amerk," Gage finished as the Amers' all-time leader in goals, assists, points and games played. He holds the Amers record for game-winning goals in one season (9, 1987-88) and goals/points by a right wing in one season (60/104, 1987-88). Gage is one of just three players to record 500 career AHL goals and 1,000 career AHL assists, and his 17 AHL seasons tie him for third in league history. Some of his other AHL accolades include the 1987-88 AHL MVP award and a berth on the First Team All-Star squad that season, AHL First Team All-Star honors following the 1985-86 and 1990-91 seasons, a place on the AHL's All-Time Team in 1992 - as chosen by the media - and selection as the U.S. Team Captain for the 1995 AHL All-Star Game. Gage also holds AHL records for the two fastest short-handed goals in one game (8 seconds, 3/25/89), the most 40+ goal seasons (7) and the most playoff goals (51).

Gage (born 11/29/59) resides in Chili with his wife Charlotte and his two children, daughter Stefanie and son Ryan. When he can find the time, Gage is an avid and accomplished golfer. He also enjoys spending time with his family.

### RANDY CUNNEYWORTH Rochester Americans Head Coach



Randy Cunneynworth enters his sixth season as the head coach of the Rochester Americans. He is a perfect 5-for-5 in guiding the Amers to berths in the American Hockey League Playoffs. Last season, Cunneynworth led the Amers to a franchise-record 112 points (51-19-4-6) and the best record in the AHL. The team also captured the North Division championship. For his efforts, Cunneynworth was named the Louis A. Pieri Award as the AHL Coach of the Year.

In five seasons with Rochester, Cunneynworth has a record of 197-129-48-20 (4 shootout losses). He had a stellar rookie campaign behind the Amers bench in 2000-01, registering a 46-22-9-3 record. With 104 points, Rochester won its third-straight division and Western Conference regular-season titles. The Amers finished second in the division the past two years.

The 26th head coach in the history of the storied hockey franchise, Cunneynworth joining the coaching ranks Sept. 8, 2000. Prior to his coaching career, the 42-year-old Cunneynworth played 20 seasons of professional hockey and spent his last two years with the Amers as a left winger/assistant coach. During that stint with Rochester (1998-99 to 1999-00), the Amers were the Empire Division and Western Conference regular season and playoff champions. The Amers reached the Calder Cup Finals both seasons.

He started his professional playing career in Rochester in 1980-81. Cunneynworth played parts of seven seasons with the Amers, earning 239 points (101+138). He currently ranks 20th on the franchise's all-time point list and is 12th in games played (366) and 18th in goals. The native of Etobicoke, Ontario, was a member of the Amers' 1982-83 Calder Cup winning team, before moving to the NHL in 1985-86.

Cunneynworth played 16 seasons in the NHL with the Buffalo Sabres, Pittsburgh Penguins, Winnipeg Jets, Hartford Whalers, Chicago Blackhawks and the Ottawa Senators. In 866 NHL games, he collected 189 goals and 225 assists for 414 points.

In 35 career games with Buffalo, Cunneynworth registered four goals and six assists. During the 1998-99 season, he appeared in his first Stanley Cup Final with the Sabres against the Dallas Stars, playing three games. He also played for the Amers against the Providence Bruins in the 1999 Calder Cup. He scored a goal on Feb. 11, 1999, his first goal as a Sabre since Nov. 15, 1981 - the longest span in NHL history between goals scored by a player for one team.

The following season, he registered eight goals and 16 assists for 24 points in 52 games for the Amers before suffering a season-ending knee injury. He was named the captain for Team Canada in the 2000 Kodak AHL All-Star Game held in Rochester. Cunneynworth passed the 100-goal plateau as an Amek during the 1999-2000 season, scoring his 100th and 101st goals in a 5-0 win over the Saint John Flames Feb. 16, 2000.

Cunneynworth was the 1999-2000 recipient of the Fred T. Hunt Memorial Award, which is voted upon by the AHL Broadcasters and Writers Association and honors the player who best exemplifies the qualities of sportsmanship, determination and dedication to hockey. He was also awarded the Amers' Booster Club Most Popular Player Award for 1999-2000.

In 20 years of pro hockey, he played in 1,234 games and registered 290 goals, 363 assists and 1,851 penalty minutes. He resides in Pittsford, N.Y., with his wife, Jenny, and two sons, Gregory and Cameron.

## ROCHESTER AMERICANS STAFF

### DOUG HOUDA Assistant Coach



Doug Houda returns to the bench for his third season as an Assistant Coach. The gritty, hard-nosed defenseman joined former teammate Randy Cunneynworth on the Amers' coaching staff during the 2003-04 season after serving as the Amers' captain his final year (2002-03).

Houda brings an impressive resume into his first professional coaching job. In his 17-year professional career, he played in 1,114 career games with 561 of those coming in the National Hockey League with the Buffalo Sabres, Detroit Red Wings, Hartford Whalers, New York Islanders, Los Angeles Kings and Anaheim Mighty Ducks. A native of Blairmore, Alberta, Houda record 19 goals, 63 assists and 1,104 PIM in the NHL. He scored 238 points (55+183) in 550 games. He played 284 AHL games with Rochester, wearing the red, white and blue for parts of five seasons (1995-96, 1999-2003). Houda registered 23 goals and 87 assists as an Amek. His 683 penalty minutes are 11th best on the Amers' all-time list. In the postseason, he had 19 points (4+15) in 49 games.

During Rochester's Calder Cup-winning season, Houda scored three goals and added three assists in 19 playoff games. Houda ranked second among Amek defensemen with 25 points (3+22) in 77 games. In addition, he was third on the team with 191 penalty minutes and led the team with a plus-17.

In 1999-00, he was named Rochester's Unsung Hero as the Amers won the Empire Division and Western Conference championship. Houda played a large role in the team's run at the Calder Cup, finishing 12th on the team in points (24) and third among Amek defensemen.

Another one of Houda's professional accomplishments includes earning a selection as an AHL First Team All-Star with the Adirondack Red Wings in 1987-88. That same season, he scored his first NHL goal with Detroit vs. Philadelphia on Dec. 11, almost two years to the day from his NHL debut, which came against Minnesota on Dec. 10, 1985.

Originally drafted by Detroit in the second round (28th overall) of the 1984 NHL Entry Draft, Houda played junior hockey with Calgary of the Western Hockey League.

He currently resides in Rochester with his wife Shelley; son Kris, and daughter Toni.

### 2004-2005 AHL STANDINGS

#### ATLANTIC DIVISION

TEAM	GP	W	L	OTL	SOL	PTS	PCT	GF	GA
Manchester	80	51	21	4	4	110	.688	258	176
Hartford	80	50	24	3	3	106	.663	206	160
Lowell	80	47	27	1	5	100	.625	242	190
Providence	80	40	30	3	7	90	.563	211	202
Worcester	80	39	34	4	3	85	.531	212	223
Portland	80	34	34	6	6	80	.500	175	242
Springfield	80	24	47	6	3	57	.356	161	255

#### EAST DIVISION

TEAM	GP	W	L	OTL	SOL	PTS	PCT	GF	GA
Binghamton	80	47	21	5	7	106	.663	276	217
Philadelphia	80	48	25	3	4	103	.644	235	185
Norfolk	80	43	30	1	6	93	.581	200	188
Wilkes-Barre/Scranton	80	39	27	7	7	92	.575	227	219
Hershey	80	39	37	2	2	82	.513	207	226
Bridgeport	80	37	38	4	1	79	.494	192	222
Albany	80	29	38	7	6	71	.444	198	248

#### NORTH DIVISION

TEAM	GP	W	L	OTL	SOL	PTS	PCT	GF	GA
Rochester	80	51	19	4	6	112	.700	243	208
St. John's	80	46	28	1	5	98	.613	244	232
Manitoba	80	44	26	3	7	98	.613	243	210
Hamilton	80	38	29	7	6	89	.556	225	210
Syracuse	80	36	33	4	7	83	.519	215	230
Edmonton	80	32	33	4	11	79	.494	201	223
Cleveland	80	35	37	2	6	78	.488	200	226

#### WEST DIVISION

TEAM	GP	W	L	OTL	SOL	PTS	PCT	GF	GA
Chicago	80	49	24	5	2	105	.656	245	211
Milwaukee	80	47	24	4	5	103	.644	247	207
Cincinnati	80	44	31	1	4	93	.581	206	191
Houston	80	40	31	4	6	92	.575	212	195
Grand Rapids	80	41	28	6	2	86	.538	200	200
San Antonio	80	27	45	3	5	62	.388	156	232
Utah	80	23	50	2	5	53	.331	156	265



## 2004-2005 AHL ALL STARS

## FIRST TEAM

Ryan Miller, Rochester  
 Niklas Kronwall, Grand Rapids  
 Travis Roche, Chicago  
 Jason Spezza, Binghamton  
 Simon Gamahe, Milwaukee  
 Chuck Kobasew, Lowell

POSITION  
 Goaltender  
 Defense  
 Defense  
 Center  
 Left Wing  
 Right Wing

## SECOND TEAM

Kari Lehtonen, Chicago  
 Dan Hamhuis, Milwaukee  
 Brian Pothier, Binghamton  
 Mike Cammalleri, Manchester  
 Andy Hilbert, Providence  
 J.P. Vigier, Chicago

## 2004-2005 AHL ALL-ROOKIE TEAM

## FIRST TEAM

Cam Ward, Lowell  
 Kevin Biekas, Manitoba  
 Chris Campoli, Bridgeport  
 Brandon Bochenski, Binghamton  
 Rene Bourque, Norfolk  
 Thomas Vanek, Rochester

POSITION  
 Goaltender  
 Defense  
 Defense  
 Forward  
 Forward  
 Forward

## 2004-2005 AHL AWARD WINNERS

**JACK A. BUTTERFIELD TROPHY  
(CALDER CUP PLAYOFF - MVP):**

Antero Niittymaki, Philadelphia Phantoms

**LES CUNNINGHAM AWARD  
(REGULAR SEASON - MVP):**

Jason Spezza, Binghamton Senators

**ALDEGE "BAZ" BASTIEN MEMORIAL AWARD  
(OUTSTANDING GOALTENDER):**

Ryan Miller, Rochester Americans

**DUDLEY "RED" GARRETT MEMORIAL AWARD  
(ROOKIE OF THE YEAR):**

Rene Bourque, Norfolk Admirals

**HARRY "HAP" HOLMES MEMORIAL AWARD  
(OUTSTANDING TEAM GOALTENDERS):**

Jason LaBarbera and Steven Valiquette, Hartford  
 Wolf\*Pack

**EDDIE SHORE AWARD  
(OUTSTANDING DEFENSEMAN):**

Niklas Kronwall, Grand Rapids Griffins

**YANICK DUPRE MEMORIAL AWARD  
(AHL MAN OF THE YEAR):**

Duncan Milroy, Hamilton Bulldogs

**JOHN B. SOLLENBERGER TROPHY  
(LEADING SCORER - REGULAR SEASON):**

Jason Spezza, Binghamton Senators

**WILLIE MARSHALL AWARD  
(LEADING GOAL SCORER - REGULAR SEASON):**

Mike Cammalleri, Manchester Monarchs

**FRED T. HUNT MEMORIAL AWARD  
(SPORTSMANSHIP & DEDICATION):**

Chris Taylor, Rochester Americans

**LOUIS A.R. PIERI MEMORIAL AWARD  
(COACH OF THE YEAR):**

Randy Cunneynworth, Rochester Americans

## AHL 2005 PLAYOFF REVIEW

**Division Semifinals**

Providence def. Manchester (4-2)  
 Lowell def. Hartford (4-2)  
 Wilkes-Barre/Scranton def. Binghamton (4-2)  
 Philadelphia def. Norfolk (4-2)  
 Rochester def. Hamilton (4-0)  
 Manitoba def. St. John's (4-1)  
 Chicago def. Houston (4-1)  
 Cincinnati def. Milwaukee (4-3)

**Division Finals**

Providence def. Lowell (4-1)  
 Philadelphia def. Wilkes-Barre/Scranton (4-1)  
 Manitoba def. Rochester (4-1)  
 Chicago def. Cincinnati (4-1)

**Conference Finals**

Philadelphia def. Providence (4-2)  
 Chicago def. Manitoba (4-0)

**Calder Cup Finals**

Philadelphia def. Chicago (4-0)

Jack Butterfield Winner (Calder Cup MVP)  
 Antero Niittymaki (Philadelphia)

Coach  
 Billy Reay  
 Roly McLenahan  
 Bucko MacDonald,  
 Sam Pollack,  
 Steve Kraftcheck  
 Steve Kraftcheck  
 Steve Kraftcheck,  
 Jack Riley  
 Johnny Crawford  
 Rudy Migay  
 Joe Crozier  
 Joe Crozier  
 Joe Crozier  
 Joe Crozier  
 Joe Crozier  
 Dick Gamble  
 Dick Gamble  
 Dick Gamble,  
 John O'Flaherty  
 Doug Adam,  
 Don Cherry  
 Don Cherry  
 Don Cherry  
 Dick Mattiussi  
 Dick Mattiussi  
 Duane Rupp  
 Duane Rupp  
 Duane Rupp,  
 Gary Darling,  
 Ron Garwaisiuk,  
 Pat Kelly  
 Billy Ingis  
 Mike Keenan  
 Mike Keenan  
 Mike Keenan  
 Joe Crozier  
 Jim Schoenfeld,  
 John Van Boxmeer  
 John Van Boxmeer  
 John Van Boxmeer  
 John Van Boxmeer  
 John Van Boxmeer  
 Don Lever  
 Don Lever  
 John Van Boxmeer  
 John Van Boxmeer  
 John Van Boxmeer  
 John Tortorella  
 John Tortorella  
 Brian McCutcheon  
 Brian McCutcheon  
 Brian McCutcheon  
 Randy Cunneynworth  
 Randy Cunneynworth  
 Randy Cunneynworth  
 Randy Cunneynworth  
 Randy Cunneynworth



## ROCHESTER AMERICANS

## ALL TIME LEADERS

## GAMES PLAYED

1	JODY GAGE	653
2	DICK GAMBLE	569
3	NORM ARMSTRONG	566
4	DARRYL SLY	517
5	STAN SMRKE	513
6	SCOTT METCALFE	499
7	BRONCO HORVATH	473
8	GERRY EHMAN	465
9	DAN FRAWLEY	456
10	LES DUFF	399
11	DON CHERRY	390
12	NORM MILLEY	367
13	RANDY CUNNEYWORTH	366
14	JIM JACKSON	360
15	GEORDIE ROBERTSON	359
16	DEAN MELANSON	353
17	DAVE FENYVES	351
18	DON McSWEEN	347
19	ROD GRAHAM	343
20	RON GARWASIUK	340

## GOALS

1	JODY GAGE	351
2	DICK GAMBLE	300
3	GERRY EHMAN	237
4	BRONCO HORVATH	199
5	STAN SMRKE	197
6	NORM ARMSTRONG	166
7	GEORDIE ROBERTSON	164
8	MAL DAVIS	155
9	BOB MONGRAIN	153
10	SCOTT METCALFE	137
11	JIM PAPPIN	134
12	BARRY MERRELL	134
13	RON GARWASIUK	130
14	GORDIE CLARK	123
15	CRAIG CHARRON	121
16	CLAUDE VERRET	111
17	CHRIS TAYLOR	104
18	KEN PRIESTLAY	102
19	RANDY CUNNEYWORTH	101

## ASSISTS

1	JODY GAGE	377
2	BRONCO HORVATH	343
3	GERRY EHMAN	283
4	DICK GAMBLE	265
5	STAN SMRKE	239
6	GEORDIE ROBERTSON	231
7	CHRIS TAYLOR	104
8	NORM ARMSTRONG	225
9	SCOTT METCALFE	212
10	JIM JACKSON	205
11	CRAIG CHARRON	190
12	BARRY MERRELL	187
13	BOB MONGRAIN	186
14	TODD SIMON	183
15	GORDIE CLARK	179
16	RON GARWASIUK	178
17	DOMENIC PITTIS	171
18	DON McSWEEN	170
19	STEVE KRAFTCHECK	156
20	RICK PAGNUTTI	149

## POINTS

1	JODY GAGE	728
2	DICK GAMBLE	565
3	BRONCO HORVATH	542
4	GERRY EHMAN	520
5	STAN SMRKE	436
6	GEORDIE ROBERTSON	395
7	NORM ARMSTRONG	391
8	SCOTT METCALFE	349
9	BOB MONGRAIN	339
10	CHRIS TAYLOR	332
11	BARRY MERRELL	321
12	CRAIG CHARRON	311
13	RON GARWASIUK	308
14	GORDIE CLARK	301
15	JIM JACKSON	298
16	MAL DAVIS	287
17	TODD SIMON	268
18	CLAUDE VERRET	259
19	JIM PAPPIN	258
20	DOMENIC PITTIS	246

## PENALTY MINUTES

1	SCOTT METCALFE	1,424
2	JIM HOFFORD	1,212
3	DAN FRAWLEY	1,060
4	NORM ARMSTRONG	983
5	SEAN MCMORROW	891
6	DEAN MELANSON	850
7	SCOTT NICHOL	813
8	ROB RAY	796
9	RUMUN NDUR	795
10	CHRIS LANGEVIN	750
11	ANDREW PETERS	729
12	DOUG HOUDA	683
13	KEVIN KERR	680
14	BRAD RUBACHUK	665
15	RON GARWASIUK	653
16	BRAD MILLER	642
17	SEAN O'DONNELL	637
18	RAY MALUTA	608
19	LOU CRAWFORD	589
20	GREG WALTERS	528

## COACHING WINS

1	JOHN VanBOXMEER	333
2	JOE CROZIER	260
3	RANDY CUNNEYWORTH	197
4	BRIAN McCUTCHEON	128
5	MIKE KEENAN	116

Bold indicates played/coached for the Amerks last season.

SWG	SHOTS	PCT
2	186	.113
6	271	.155
7	266	.113
6	151	.106
5	141	.128
2	140	.086
3	111	.126
4	160	.075
1	116	.103
4	190	.053
1	62	.081
0	96	.042
0	129	.085
2	70	.029
0	124	.032
1	95	.095
0	101	.020
1	24	.250
0	22	.136
0	47	.021
0	17	.059
0	24	.042
0	26	.000
0	6	.167
1	2	.500
0	0	.000
0	19	.000
0	0	.000
0	10	.000
0	7	.000
0	6	.000
0	2	.000
0	0	.000
0	0	.000
0	0	.000
51	2626	.093


SV	SV%
1814	.922
513	.918
2327	.918

SWG	SHOTS	PCT
1	25	.240
1	22	.273
0	23	.043
0	17	.118
2	20	.100
1	7	.286
0	17	.118
0	16	.063
0	17	.000
0	8	.125
0	13	.077
0	7	.143
0	13	.000
0	21	.000
0	7	.000
0	0	.000
0	3	.000
0	11	.000
0	3	.000
0	5	.000
0	0	.000
0	0	.000
0	0	.000
0	0	.000
0	0	.000
0	0	.000
5	255	.098



**TIME**

- 7:05 p.m.
- 7:00 p.m.
- 7:30 p.m.
- 7:30 p.m.
- 7:05 p.m.
- 5:05 p.m.
- 7:30 p.m.
- 5:05 p.m.
- 5:00 p.m.
- 7:30 p.m.
- 7:30 p.m.
- 7:05 p.m.
- 5:00 p.m.
- 7:05 p.m.
- 1:05 p.m.
- 7:30 p.m.
- 7:30 p.m.
- 2:00 p.m.
- 7:30 p.m.
- 7:05 p.m.
- 3:00 p.m.
- 7:00 p.m.
- 7:35 p.m.
- 7:00 p.m.
- 7:00 p.m.
- 7:05 p.m.
- 7:30 p.m.
- 7:00 p.m.
- 7:05 p.m.
- 7:00 p.m.
- 7:00 p.m.
- 7:00 p.m.
- 4:00 p.m.
- 7:00 p.m.
- 7:30 p.m.
- 7:00 p.m.
- 4:00 p.m.
- 7:30 p.m.
- 7:05 p.m.
- 7:30 p.m.



**MISCELLANEOUS INFORMATION**



## MISCELLANEOUS INFORMATION

### MEDIA INFORMATION

Requests for information should be directed to the Sabres' Public Relations Department, Buffalo Sabres, HSBC Arena, One Seymour H. Knox, III Plaza, Buffalo, NY 14203. The phone number is (716) 855-4100. Fax transmissions can be sent to (716) 855-4162.

Season passes are available only to those media members who cover the team on a regular basis. Those who need media credentials for an individual game should contact Kevin Snow (855-4509) or Chris Bandura (855-4515) by 5 p.m. the day before a game, and by 5 p.m. on Friday before a Sunday game. Requests for individual game seating should be provided on your media outlet's letterhead (via fax). Furthermore, freelance photographers will be admitted on an assignment-only basis, which must come from the photo editor. Press box seats are filled on a space-available basis.

The media entrance to HSBC Arena is located at the plaza area on the east (Illinois Street) side of the building, aligned with the middle of the parking ramp.

All requests for pre-game live shots should be coordinated through a member of the Public Relations Department to assure location and transmission.

The Sabres' press lounge opens two hours before game time, and also serves as the media work room. It can be reached by turning right upon entering the building at the media entrance (mentioned above).

Press credentials can be picked up before 4:30 p.m. at the arena's security office. From 4:30 p.m. on, the passes will be at the media entrance described above (please note that pick up times will be adjusted for afternoon games).

To reach the press box, return toward (and just past) the security office/media entrance and ride the freight elevator to the top/press level (indicated with a "P" in the elevator).

Credentials should be displayed at all times for admission to the press box, press lounge/work room, and dressing room areas. YOUR COOPERATION IS APPRECIATED IN MAINTAINING A WORKING ATMOSPHERE IN THE LOCKER ROOM(S). ABSOLUTELY NO AUTOGRAPH REQUESTS. VIOLATORS WILL BE ASKED TO LEAVE.

Please note that smoking is prohibited not only in both the press lounge/work room and the press box, but also in the whole arena (under N.Y. State law).

There are electrical outlets and phone jacks at all seats in the press box, but phone lines are not active unless arrangements are made by calling Mike Queeno at (716) 855-4485. Please keep in mind that there is a minimum number of pool phones in the press box for use by visiting media as well as two pay phones.

Practices that cannot be held at HSBC Arena will take place at the Pepsi Center. Practices are open to the media, and reporters should contact Chris Bandura to verify times (716) 855-4515.

#### **DIRECTIONS TO HSBC ARENA**

HSBC Arena is on Buffalo's waterfront at the end of Washington Street and is bordered by Main and Illinois Streets and South Park Avenue. There are several parking lots in that area. For directions see below or, for more detailed information, contact the Sabres at (716) 855-4100.

**From N.Y. State Thruway (90):** Take Interstate 90 to downtown Buffalo to 190 North (exit 53).

**Recommended:** Take exit 5 (Hamburg St.), turning right onto Hamburg Street. Turn right onto Perry Street (first light) or South Park Ave. (second light). HSBC Arena is two blocks ahead with parking past Michigan Ave.

**Alternate:** From 190 South, take exit 5 (Louisiana Street). Stay to the right on exit ramp and exit onto Louisiana Street. Make a left onto Louisiana St. and take it to the first light. Turn right onto Perry Street. HSBC Arena is ahead with parking available on either side of Perry Street.

**From Canada and North:** Take the 190 South heading toward downtown Buffalo. Exit at Niagara Street and head toward downtown. Turn right on South Elmwood Avenue (before City Hall) and continue until you cross Church Street, at that point Elmwood becomes Lower Terrace (Adam's Mark Hotel on your right). Travel on Lower Terrace and turn right on Washington. The HSBC is at the end of Washington.

#### **DIRECTIONS TO THE PEPSI CENTER**

(coming from Buffalo Niagara International Airport)

Exit the airport and follow signs to the Kensington Expressway (33 West). Take 90 East to 290 West. Exit 290 at Millersport North (Exit 5B). Take Maple Road ramp; turn right onto Maple Road. Turn left at Amherst Manor Drive.

Pepsi Center  
1615 Amherst Manor Drive  
Williamsville, NY 14221  
Phone: (716) 631-7555



## HOW TO FIGURE

\*\* NOTE: No individual skater/goaltender statistics apply for the shootout

### Assist

An assist is awarded to the player or players (maximum of two) who touched the puck prior to the goal, provided no defender plays or possesses the puck in between.

### Game Played

A player receives credit for playing in a game if: i) he steps on the ice during time played or; ii) serves any penalty.

### Game-Winning Goal

After the final score has been determined, the goal which leaves the winning Club one goal ahead of its opponent is the game-winning goal (example: if Team A beats Team B 8-3, the player scoring the fourth goal for Team A receives credit for the game-winning goal).

### Goal

A goal is awarded to the last player on the scoring Club to touch the puck prior to the puck entering the net.

### Goals-Against Average Goaltender

Multiply goals allowed (GA) by 60 and divide by minutes played (MINS). A goaltender receives a "W" for a win in regulation, overtime or shootout; an "L" for a loss in regulation; or an "OT" for a loss in overtime or shootout.

### Penalty-Killing Pct.

Subtract total number of power-play goals allowed from total number of shorthanded situations to get total number of power-plays killed. Divide the total number of power-plays killed by the total number of shorthanded situations.

### Plus-Minus

A player receives a "plus" if he is on the ice when his Club scores an even-strength or shorthand goal. He receives a "minus" if he is on the ice for an even-strength or shorthand goal scored by the opposing Club. The difference in these numbers is considered the player's plus-minus statistic.

### Power-Play Goal

A goal scored by a Club while it has a manpower advantage due to an opponent's penalty. Following are some examples of what is and is not considered a power-play goal:

- if a Club has an advantage on a minor penalty starting at 2:02 of the period and it scores at 4:02, the goal is *not* a power-play goal.
- if a Club scores on a delayed penalty, the goal is *not* a power-play goal.
- if a Club has an advantage due to a five-minute major or match penalty, that Club is always credited with having one more advantage than the number of power-play goals it scores during that advantage, because the penalty does not expire. A new advantage begins after each power-play goal. For example, if Team A scores three goals during a major penalty, it is credited with four advantages.
- if a Club is on a power-play for any length of time, it is considered to have had an advantage.
- if a minor penalty is incurred by a Club on a power-play due to a major penalty, a new advantage is given to that Club when its minor penalty expires, provided the opponent's major penalty is still in effect.

### Power-Play Percentage

Total number of power-play goals divided by total number of power-play opportunities.

### Save Percentage

Subtract goals allowed (GA) from shots against (SA) to determine saves. Then divide saves by shots-against.

### Shooting Percentage

Divide the number of goals scored by the number of shots taken.

### Shorthand Goal

A goal scored by a Club while it is at a manpower disadvantage. The same cases apply for shorthand as for power-play goals, but in the opposite manner. If a player shoots the puck with the intention of scoring and if that shot would have gone in the net had the goaltender not stopped it, the shot is recorded as a "shot on goal".

### Shot on Goal

If two goaltenders combine for a shutout, neither receives credit for the shutout. Instead it is recorded as a Club shutout.

### Shutout

If two goaltenders combine for a shutout, neither receives credit for the shutout. Instead it is recorded as a Club shutout.

### Tenths of a Second

If a penalty or goal occurs in the last minute, the time is rounded off to the previous second (ex: if a penalty is called with 12.4 seconds left in a period, the time is indicated as 19:47 and not 19:48.)

### Coaches Record

A coach receives a "W" for a win in regulation, overtime or shootout; an "L" for a loss in regulation; or an "OT" for a loss in overtime or shootout.



## HISTORIC LOOK *con't*

1969, when the  
 ox the franchise  
 brothers wasted  
 formerly of the  
 lead Coach and  
 and s were awarded  
 lmlach selected  
 the Montreal Jr.  
 ce billing scoring  
 nning the Calder

k Martin, joined  
 abres' top pick in  
 trio when Rene  
 pengins near the  
 Martin-Perreault  
 "Connection" and  
 iminating scoring

still the best-ever  
 and followed that  
 vs. Philadelphia.  
 t of a team which

when the Sabres  
 still running high,  
 dominating per-  
 viet team in inter-

man, and did so in  
 ls before they lost  
 es record for most

Mike Ramsey, Phil  
 successful teams,

and both been trad-  
 9, 1986, Perreault  
 areer goal, making  
 reault was immor-  
 come for the fran-

Director of Hockey  
 Fontaine from the  
 imic duo that com-  
 capped that sea-  
 in 10 years.

quarterfinals vs. the  
 ominik Hasek post-

ed an incredible 70 saves in the victory, playing the entire 125:43 without allowing a goal. Following that season, Hasek would win the first of two consecutive Vezina Trophies as the NHL's top goaltender. But that would only set the stage for the 1996-97 season.

Before it even started, the 1996-97 campaign was already one of the most memorable in team history. On a sad note, the season would represent the first without founder Seymour H. Knox, III, who passed away in the spring of 1996. It would also represent the first time in the team's history that it would have new uniforms (red and black replaced blue and gold) as well as a new state-of-the-art arena (HSBC Arena replaced Memorial Auditorium).

The Sabres shocked many of the so-called experts by winning the Northeast Division; the team's first-such title since winning the Adams Division championship in 1981. Buffalo's performance seemed a fitting tribute to the memory of Seymour Knox.

The end of the season also brought many notable achievements off the ice. The Sabres were the stars of the NHL's postseason awards banquet. Hasek won the Hart Trophy as league MVP, the first time a goalie had achieved such a feat since 1962. For good measure, Hasek also took home his third Vezina in four years, an equally stunning feat. Michael Peca, a 23-year-old center in just his second full season, joined Craig Ramsay as the only Sabres to win the Selke Trophy, symbolic of the league's best defensive forward. Ted Nolan won the Jack Adams Award as the Coach of the Year.

Lindy Ruff was named the Sabres' head coach at the start of the next season, and led Buffalo to the Eastern Conference Finals. The Sabres eventually fell to the Capitals in six games, but their performance marked the team's best playoff finish since 1980. Hasek once again shone brightly, taking home his fourth Vezina Trophy and becoming the first goaltender ever to win two consecutive Hart Trophies. Earlier in the year, Hasek had also been instrumental in leading the underdog Czech Republic to a Gold Medal at the Winter Olympic Games in Nagano, Japan.

The year ended on a sad note when team co-founder Northrup Knox passed away in July 1998. The Knox brothers' persistence in acquiring a franchise and their determination to keep it in Buffalo will forever resonate with hockey fans in Western New York. Shortly before his death, Knox orchestrated the sale of the team to John, Tim, Michael, and James Rigas of Adelphia Cable Communications.

Buffalo returned to the ECF the following year, this time facing its geographical rival, the Toronto Maple Leafs. In what would be known as the cross-border series, the Sabres defeated Toronto 4-1 to reach the Stanley Cup Finals for just the second time in team history. The Dallas Stars would be the Sabres' opponent and the two teams proved to be evenly matched in the lowest-scoring Stanley Cup in history. With Buffalo trailing 3 games to 2 in Game Six, Brett Hull slid the puck past Hasek in the third overtime to clinch the Cup for the Stars. Replays would later show that Hull's skate was in the crease, but officials let the goal stand to the dismay of Sabres fans.

Buffalo celebrated its 30th anniversary season in the NHL in 1999-2000 with the impressive rookie debuts of Martin Biron and Maxim Afinogenov. The development of Biron and Afinogenov combined with the late-season additions of veterans Doug Gilmour and Chris Gratton enabled the Sabres to continue their winning ways as they began their fourth decade of play in the NHL.

The 2000-01 campaign will be remembered as one of the most successful seasons in recent memory as the Sabres won the fourth-most games in team history (46). Once again, Miroslav Satan led the team in goals





## HISTORY OF THE UNIFORM

Equipped with one of the National Hockey League's two new teams, the Knox Brothers sought a name for the club that would accompany the Vancouver Canucks into the 1970-71 season. A contest brought about the name "Sabres," which just needed a logo to become the trademark of hockey on the Niagara Frontier. The Sabres crest would remain identical over the first 26 years. The first major change to the team's look came in 1996-97, which accompanied a new home for the Buffalo Sabres (the team moved from Memorial Auditorium into its new address of HSBC Arena).

The crest in which would adorn the blue, white and gold jerseys of Buffalo Sabres players from October 1970 until April 1996 reflected the team's name. Along with the Buffalo appeared two crossed sabres "renowned as a clean, sharp, decisive and penetrating weapon on offense, as well as a strong parrying weapon on defense," according to team Public Relations Director Chuck Burr's 1970 press release.

A few minor changes were seen in the Buffalo sweaters over the first 26 years, mostly simple accessory changes. After adding players' last names to the back of the sweaters a few years earlier, 1978-79 marked the first season the team's jerseys did not have drawstrings at the neckline and the debut of the team's crest on the shoulders. While the next season was Buffalo's 10th anniversary campaign, a patch honoring that winter's Olympic games in Lake Placid, N.Y., was the notable change on the uniforms. The 1980 Winter Olympics is where the now legendary "Miracle on Ice" would take place, and where the Sabres held their 1980 training camp. It was probably fitting then that 10 years later, a Buffalo Sabres' 20th anniversary logo patch was embroidered on the front right shoulder of the players' uniforms for 1989-90. Two years later, the Sabres joined the other NHL teams in wearing a commemorative patch for the league's 75th anniversary, and fans even had the opportunity to see it on both the home and road jerseys as Buffalo joined 15 other teams in the season-long celebration. For the second half of that season, the Sabres wore their road jerseys at home and donned the home jerseys for away games, to complement the "original six" teams who wore "throwback jerseys." A Stanley Cup centennial patch appeared on the 1992-93 uniforms. Buffalo would again recognize a significant anniversary with a special 25th anniversary logo, which was designed for the team's 1994-95 campaign. Players wore the fifth patch in seven years on the team's sweaters in 1995-96 (bearing jersey number one), remembering former NHL goalie Roger Crozier, who played six of his 14 seasons in the league in Buffalo.

The 1996-97 season began a new era in Buffalo Sabres hockey with a new home, new colors and a new logo. The Sabres' new colors would be black, white, red, gray and silver, featuring a white buffalo head as the new team logo. A secondary logo of a "B" with the familiar sabre piercing through it would also be featured on the shoulder of the new jerseys. In their first season in the new uniforms, the Sabres honored the memory of co-founder Seymour H. Knox III with a circular patch bearing the initials SHK III.

In 1999, the NHL2000 logo was affixed to every team uniform in anticipation of the new millennium. The Sabres also looked forward to the new century to bring about a new tradition of Stanley Cup championships.

On Nov. 22, 2000, the Sabres unveiled the team's third jersey against the Philadelphia Flyers. The third jersey pays tribute to the original sweater, while incorporating colors and elements from the current design, unveiled in 1996.

The organization chose from over 50 different concepts and developed a blend of the 1970s blue and gold crest, featuring the traditional circle and crossed Sabres logo, adorned on a red-based jersey, trimmed in the team's black and silver of the 1990s. The word "BUFFALO" appears on the lower trim to signify the team's proud attachment to its hometown. The third jersey also features the current Sabres white buffalo-head logo appearing on the shoulders.

The Sabres wore their original blue and yellow colors with the former logo and design for the season finale, April 4, 2003, against New Jersey.

**Note:** Jager Di Paola Kemp (JDK) Design - a Burlington, Vt., firm founded in 1987 - is the company that created the Sabres third jersey and the team's current uniform, which was designed in 1996.



## MISCELLANEOUS INFORMATION

### KEY DATES 2005 - 2006

<b>September 5</b>	Opening Day of rookie camp
<b>September 12</b>	Opening Day of NHL training camp
<b>September 16</b>	Pre-season schedule begins
<b>October 5</b>	<b>89th NHL Regular Season Begins</b>
<b>November 5</b>	Hockey Hall of Fame Game Tampa Bay Lightning at Toronto Maple Leafs
<b>November 7</b>	Hockey Hall of Fame Induction Ceremony (Toronto) Inductees: Valeri Kharlamov, Cam Neely, Murray Costello
<b>December 1</b>	Signing Deadline for Group 2 Free Agents
<b>December 19-27</b>	Holiday roster freeze. For all players on an NHL roster as of midnight, local time, Dec. 19, a roster freeze shall apply through midnight, local time, Dec. 27, with respect to waivers, trades and any other player assignments. Players may be recalled to clubs during this period.
<b>December 26-Jan. 5</b>	IIHF World U20 Championships (Vancouver, Kelowna, Kamloops)
<b>January 7</b>	Hockey Day in Canada
<b>January 14</b>	NHL on NBC (regional coverage begins)
<b>January 18</b>	CHL Top Prospects Game (Ottawa)
<b>February 13-27</b>	Winter Olympic Break (Turin, Italy)
<b>February 28</b>	NHL regular season resumes
<b>March 9</b>	Trade deadline 3 p.m., ET
<b>April 18</b>	Last day of 2005-06 regular season
<b>April 21</b>	Stanley Cup Playoffs begin
<b>May 6-21</b>	IIHF World Championships (Riga, Latvia)
<b>June 15</b>	Deadline for First Club-Elected Salary Arbitration
<b>June 19</b>	Last possible day for 2006 Stanley Cup Final
<b>June TBA</b>	NHL Awards Television Special
<b>June 23</b>	NHL Entry Draft Top Prospects preview (Vancouver)
<b>June 24</b>	NHL Entry Draft (Vancouver)
<b>July 1</b>	Free Agency period begins
<b>July 5</b>	Deadline for Player-Elected Salary Arbitration
<b>July 6</b>	Deadline for Second Club-Elected Salary Arbitration
<b>July 10</b>	Deadline for eligible players to elect Group 5 Free Agency
<b>July 20-August 4</b>	Salary Arbitration Hearings held
<b>August 6</b>	Deadline for Salary Arbitration decisions to be rendered



## HISTORY OF THE UNIFORM

Equipped with one of the National Hockey League's two new teams, the Knox Brothers sought a name for the club that would accompany the Vancouver Canucks into the 1970-71 season. A contest brought about the name "Sabres," which just needed a logo to become the trademark of hockey on the Niagara Frontier. The Sabres crest would remain identical over the first 26 years. The first major change to the team's look came in 1996-97, which accompanied a new home for the Buffalo Sabres (the team moved from Memorial Auditorium into its new address of HSBC Arena).

The crest in which would adorn the blue, white and gold jerseys of Buffalo Sabres players from October 1970 until April 1996 reflected the team's name. Along with the Buffalo appeared two crossed sabres "renowned as a clean, sharp, decisive and penetrating weapon on offense, as well as a strong parrying weapon on defense," according to team Public Relations Director Chuck Burr's 1970 press release.

A few minor changes were seen in the Buffalo sweaters over the first 26 years, mostly simple accessory changes. After adding players' last names to the back of the sweaters a few years earlier, 1978-79 marked the first season the team's jerseys did not have drawstrings at the neckline and the debut of the team's crest on the shoulders. While the next season was Buffalo's 10th anniversary campaign, a patch honoring that winter's Olympic games in Lake Placid, N.Y., was the notable change on the uniforms. The 1980 Winter Olympics is where the now legendary "Miracle on Ice" would take place, and where the Sabres held their 1980 training camp. It was probably fitting then that 10 years later, a Buffalo Sabres' 20th anniversary logo patch was embroidered on the front right shoulder of the players' uniforms for 1989-90. Two years later, the Sabres joined the other NHL teams in wearing a commemorative patch for the league's 75th anniversary, and fans even had the opportunity to see it on both the home and road jerseys as Buffalo joined 15 other teams in the season-long celebration. For the second half of that season, the Sabres wore their road jerseys at home and donned the home jerseys for away games, to complement the "original six" teams who wore "throwback jerseys." A Stanley Cup centennial patch appeared on the 1992-93 uniforms. Buffalo would again recognize a significant anniversary with a special 25th anniversary logo, which was designed for the team's 1994-95 campaign. Players wore the fifth patch in seven years on the team's sweaters in 1995-96 (bearing jersey number one), remembering former NHL goalie Roger Crozier, who played six of his 14 seasons in the league in Buffalo.

The 1996-97 season began a new era in Buffalo Sabres hockey with a new home, new colors and a new logo. The Sabres' new colors would be black, white, red, gray and silver, featuring a white buffalo head as the new team logo. A secondary logo of a "B" with the familiar sabre piercing through it would also be featured on the shoulder of the new jerseys. In their first season in the new uniforms, the Sabres honored the memory of co-founder Seymour H. Knox III with a circular patch bearing the initials SHK III.

In 1999, the NHL2000 logo was affixed to every team uniform in anticipation of the new millennium. The Sabres also looked forward to the new century to bring about a new tradition of Stanley Cup championships.

On Nov. 22, 2000, the Sabres unveiled the team's third jersey against the Philadelphia Flyers. The third jersey pays tribute to the original sweater, while incorporating colors and elements from the current design, unveiled in 1996.

The organization chose from over 50 different concepts and developed a blend of the 1970s blue and gold crest, featuring the traditional circle and crossed Sabres logo, adorned on a red-based jersey, trimmed in the team's black and silver of the 1990s. The word "BUFFALO" appears on the lower trim to signify the team's proud attachment to its hometown. The third jersey also features the current Sabres white buffalo-head logo appearing on the shoulders.

The Sabres wore their original blue and yellow colors with the former logo and design for the season finale, April 4, 2003, against New Jersey.

**Note:** Jager Di Paola Kemp (JDK) Design - a Burlington, Vt., firm founded in 1987 - is the company that created the Sabres third jersey and the team's current uniform, which was designed in 1996.



## MISCELLANEOUS INFORMATION

### KEY DATES 2005 - 2006

<b>September 5</b>	Opening Day of rookie camp
<b>September 12</b>	Opening Day of NHL training camp
<b>September 16</b>	Pre-season schedule begins
<b>October 5</b>	<b>89th NHL Regular Season Begins</b>
<b>November 5</b>	Hockey Hall of Fame Game Tampa Bay Lightning at Toronto Maple Leafs
<b>November 7</b>	Hockey Hall of Fame Induction Ceremony (Toronto) Inductees: Valeri Kharlamov, Cam Neely, Murray Costello
<b>December 1</b>	Signing Deadline for Group 2 Free Agents
<b>December 19-27</b>	Holiday roster freeze. For all players on an NHL roster as of midnight, local time, Dec. 19, a roster freeze shall apply through midnight, local time, Dec. 27, with respect to waivers, trades and any other player assignments. Players may be recalled to clubs during this period.
<b>December 26-Jan.5</b>	IHF World U20 Championships (Vancouver, Kelowna, Kamloops)
<b>January 7</b>	Hockey Day in Canada
<b>January 14</b>	NHL on NBC (regional coverage begins)
<b>January 18</b>	CHL Top Prospects Game (Ottawa)
<b>February 13-27</b>	Winter Olympic Break (Turin, Italy)
<b>February 28</b>	NHL regular season resumes
<b>March 9</b>	Trade deadline 3 p.m., ET
<b>April 18</b>	Last day of 2005-06 regular season
<b>April 21</b>	Stanley Cup Playoffs begin
<b>May 6-21</b>	IHF World Championships (Riga, Latvia)
<b>June 15</b>	Deadline for First Club-Elected Salary Arbitration
<b>June 19</b>	Last possible day for 2006 Stanley Cup Final
<b>June TBA</b>	NHL Awards Television Special
<b>June 23</b>	NHL Entry Draft Top Prospects preview (Vancouver)
<b>June 24</b>	NHL Entry Draft (Vancouver)
<b>July 1</b>	Free Agency period begins
<b>July 5</b>	Deadline for Player-Elected Salary Arbitration
<b>July 6</b>	Deadline for Second Club-Elected Salary Arbitration
<b>July 10</b>	Deadline for eligible players to elect Group 5 Free Agency
<b>July 20-August 4</b>	Salary Arbitration Hearings held
<b>August 6</b>	Deadline for Salary Arbitration decisions to be rendered



# 2005.2006 Buffalo Sabres Schedule

**september.05**

	sun	mon	tue	wed	thu	fri	sat
					1	2	3
	4	5	6	7	8	9	10
	11	12	13	14	15	16	7:30 10
	@ CLB 5:00	19	@ MIN 7:00	@ WSH 7:00	22	23	24
	@ TB 5:00	26	@ TOR 7:30	7:00	29	7:30	

**october.05**

	sun	mon	tue	wed	thu	fri	sat
							1
	2	3	4	7:00 5	6	8:00 6	@ OTT 7:00
	9	7:00 9	11	12	@ TB 7:30	14	@ FLA 7:30
	16	17	18	19	@ BOS 7:00	21	7:30 5
	23	24	25	7:30	27	@ NY 7:00	@ NYI 7:00
	30	31					

**november.05**

	sun	mon	tue	wed	thu	fri	sat
				1	7:00 b	3	@ MON 7:00
	6	7	8	7:00 v	10	8:00 v	@ OTT 7:00
	13	14	7:00 v	16	7:00 v	18	@ BOS 7:00
	20	21	7:00 b		24	8:00 g	26
	@ WSH 3:00	28	@ PIT 7:30	30			

**december.05**

	sun	mon	tue	wed	thu	fri	sat
					@ MON 7:30	8:00 b	3
	@ COL 9:00	5	6	7	7:00 v	9	10
	@ MIN 7:00	12	13	7:00 v	15	@ PIT 7:00	5:00 g
	18	@ PHI 7:00	20	21	@ FLA 7:00	@ TB 7:30	24
	25	7:00 s	27	28	@ TOR 7:30	8:00 g	31

**january.06**

	sun	mon	tue	wed	thu	fri	sat
	5:00 b	2	3	4	7:00 b	6	7:30 g
	8	9	10	11	7:00 b	13	7:30 g
	15	@ EDM 9:00	17	18	@ VAN 10:00	20	@ CGY 9:00
	22	23	@ NYR 7:00	25	@ TOR 7:30	27	28
	29	30	@ ATL 7:00				

**february.06**

	sun	mon	tue	wed	thu	fri	sat
					1	7:00 s	3
	5	6	@ MON 7:30	8	7:00 s	10	7:30 g
	@ CAR 5:00	13	14	15	16	17	18
	19	20	21	22	23	24	25
	26	27	28				

**march.06**

	sun	mon	tue	wed	thu	fri	sat
				7:00 v	2	8:00 g	@ BOS 7:00
	5	6	7:00 b	8	7:00 b	10	@ PHI 2:00
	5:00 s	13	@ WSH 7:00	15	7:00 g	17	@ OTT 7:00
	19	@ ATL 7:00	21	7:00 v	23	8:00 s	@ BOS 7:00
	26	@ NYR 7:00	28	7:00 s		@ NY 7:00	31

**april.06**

	sun	mon	tue	wed	thu	fri	sat
							@ TOR 7:00
	2	@ TOR 7:30	4	7:00 s	6	8:00 g	@ OTT 7:00
	9	10	11	7:00 s	13	14	@ MON 7:00
	5:00 g	17	@ CAR 7:00	19	20	21	22
	23	24	25	26	27	28	29
	30						

### Gold Games:

Monday 10-10-05 vs. PIT  
Friday 11-11-05 vs. TOR  
Friday 11-25-05 vs. MON  
Saturday 2-4-06 vs. OTT  
Friday 3-3-06 vs. TOR  
Thursday 3-16-06 vs. TOR  
Friday 4-7-06 vs. PHI  
Sunday 4-16-06 vs. TOR

### Silver Games:

Wednesday 10-5-05 vs. NYI  
Friday 10-7-05 vs. BOS  
Saturday 10-22-05 vs. NYR  
Friday 11-4-05 vs. MON  
Monday 12-26-05 vs. NYI  
Thursday 2-9-06 vs. MON  
Saturday 2-11-06 vs. FLA  
Sunday 3-12-06 vs. BOS  
Friday 3-24-06 vs. OTT  
Wednesday 3-29-06 vs. BOS  
Wednesday 4-5-06 vs. OTT  
Wednesday 4-12-06 vs. MON

### Bronze Games:

Wednesday 11-2-05 vs. OTT  
Tuesday 11-22-05 vs. NYR  
Friday 12-2-05 vs. SJ  
Saturday 12-17-05 vs. PIT  
Friday 12-30-05 vs. ATL  
Sunday 1-1-06 vs. FLA  
Thursday 1-5-06 vs. TB  
Saturday 1-7-06 vs. NJ  
Saturday 1-14-06 vs. LA  
Thursday 2-2-06 vs. PHI  
Tuesday 3-7-06 vs. BOS  
Thursday 3-9-06 vs. TB

### Value Games:

Wednesday 11-9-05 vs. CAR  
Tuesday 11-15-05 vs. NJ  
Thursday 11-17-05 vs. WSH  
Thursday 12-8-05 vs. ANA  
Wednesday 12-14-05 vs. DAL  
Thursday 1-12-06 vs. PHX  
Wednesday 3-1-06 vs. ATL  
Wednesday 3-22-06 vs. CAR

### Home games indicated by visiting team's logo.

All games played in September are preseason.

### Games played at Blue Cross Arena, Rochester, NY:

Friday 9-30-05 vs. MIN (preseason)  
Wednesday 10-26-05 vs. WSH

Seating available for wheelchair users.

www.SABRES.com

Value. These  
times against  
d 9 Value

S  
e Value

\$69

\$49

\$39

\$29

\$21

\$30

\$21

\$17

\$10

U.S. funds