

WE ARE HOCKEY  
WE ARE BUFFALO

2014-15 BUFFALO SABRES  
**MEDIA GUIDE**





# WE DON'T SCORE GOALS.

We exceed them.



*Official Bank of the Buffalo Sabres* 



**MEMBER FDIC**  
First Niagara Bank, N.A.

**BANK / BORROW / INVEST / PROTECT**

**SABRES PERSONNEL**

Allaire, J.T.....	16
Babcock, George .....	18
Batista, Joe.....	21
Benson, Cliff.....	20
Black, Ted.....	9
Coolen, Tom.....	14
Devine, Kevin.....	10
Flynn, Danny.....	14
Garlow, Chuck.....	17
Hayes, Keith.....	18
Irbe, Arturs.....	15
Jakubowski, Mark.....	10
Macre, Tim.....	17
McKenney, Doug.....	16
Mowry, Bob.....	17
Murphy, Rob.....	11
Murray, Tim.....	10
Nolan, Ted.....	12
Patrick, Craig.....	22
Pegula, Terry.....	7
Player Profiles.....	31-103
Public Relations Department.....	28-29
Royce, Greg.....	11
Sabres Staff.....	23-27
Sawyer, Ken.....	19
Scouting Department.....	23
Simonick, Rip.....	18
Smith, Corey.....	15
Trottier, Bryan.....	13
Williams, Dave.....	18

**SEASON REVIEW**

Game Highs/Lows/Streaks.....	122
Individual Game-by-Game Statistics.....	114
Individual Milestones.....	121
Individual Scoring Breakdown.....	109
Injury Report.....	126
NHL Playoff Results.....	106
NHL Standings.....	105
Regular Season Scores.....	107
Sabres vs. NHL.....	135-163
Special Teams Scoring.....	113
Team Situational Stats.....	111
Team Records.....	112
Transactions.....	124

**RECORD BOOK**

1-0 Games.....	225
All-Time Goaltending Statistics.....	255
All-Time Home/Away Records.....	187
All-Time Individual Scoring.....	245
All-Time PP & PK Statistics.....	256
All-Time Record by Opponent.....	188
All-Time Shootout Summary.....	257
Career Leaders.....	234
Hat Tricks.....	205
Individual Records.....	242
Last 10 Games vs.....	190
The Last Time.....	195
Penalty Shots.....	226
Record by Day/Month.....	192
Regular Season Overtime Goals.....	200
Sabres Streaks.....	197
Season Openers.....	198
Shutouts.....	215

**RECORD BOOK**

Single-Game Records.....	240
Single-Season Leaders.....	236
Yearly Statistical Leaders.....	230
Yearly Goaltender Win/Loss Records.....	232
Year-by-Year Records.....	199
Year-by-Year Results and Statistics.....	165-186

**PLAYOFFS**

All-Time Playoff Goaltending.....	265
All-Time Playoff Scoring.....	262
All-Time Series Results.....	266
Career Leaders.....	279
Hat Tricks.....	277
Individual Records.....	281
Opponent Playoff Leaders.....	280
Overtime Games.....	275
Shutouts.....	278
Team Records.....	284

**TEAM HISTORY**

All-Star Game.....	297
All-Time Attendance.....	314
Captains and Coaches.....	300
Draft History.....	315
Hockey Hall of Fame Members.....	296
NHL Awards & Honors.....	302
Uniform Numbers.....	287
Retired Numbers.....	291
Sabres Hall of Fame.....	296
Sabres Firsts.....	299
Team History.....	307
Transactions.....	326
Uniform History.....	311

**AHL AFFILIATE**

Sabres AHL Affiliate Team Information.....	335
--	-----

**MISCELLANEOUS**

First Niagara Center.....	355
Media Information.....	352
Radio & TV.....	349
Team Schedule.....	356
Ticket Information.....	355

**MEDIA GUIDE**

Executive Editor.....	Michael Gilbert
Editor.....	Ian Ott
Editor.....	Marc Heintzman
Photographs.....	Bill Wippert and NHLI via Getty Images
Creative Director.....	Frank Cravotta
Publication Design.....	Vicki Sitek

**BUFFALO SABRES**  
 First Niagara Center  
 One Seymour H. Knox III Plaza  
 Buffalo, New York 14203

**1.888.GO.SABRES**  
**www.SABRES.com**





WE ARE HOCKEY  
WE ARE BUFFALO

2014-15 BUFFALO SABRES  
PERSONNEL





**EXECUTIVE**

Owner/CEO..... Terry Pegula  
 President/Alternate Governor ..... Ted Black

**HOCKEY DEPARTMENT**

General Manager ..... Tim Murray  
 Assistant General Manager ..... Mark Jakubowski  
 Director of Player Personnel.....Kevin Devine  
 Director of Scouting..... Rob Murphy  
 Pro Scouts ...John Christiano, Jim Kovachik, John Van Boxmeer  
 Pro Scouting Coordinator ..... Graham Beamish  
 Director of Amateur Scouting..... Greg Royce  
 Head Amateur Scout ..... Dave Torrie  
 Amateur Scouts ..... Fredrik Andersson, Bo Berglund,  
 ..... Jerry Forton, Kim Gellert, Keith Hendrickson,  
 ..... Brandon Jay, Jussi-Kari Koskinen, Yuri Khmylev,  
 ..... Seamus Kotyk, Paul Merritt, Chris Moulton,  
 ..... Teemu Numminen, Victor Nybladh,  
 ..... Toby O'Brien, Norm Poisson, Kevin Prendergast,  
 ..... Monty Trottier, Eric Weissman  
 VP of Hockey and Business Administration ..... Joe Battista  
 Senior Advisor..... Craig Patrick  
 Amateur Scouting Coordinator.....Austin Dunne  
 Hockey Data Analyst..... Jason Nightingale  
 Video/Analytics Assistant..... Neil McKenney  
 Manager of Travel and Immigration ..... Michael Bermingham  
 Director of Hockey Technologies..... Kyle Kiebzak  
 Hockey Operations Assistant..... Brett Ruff  
 Coordinator of Hockey Relations ..... Jessica Kindron

**COACHING STAFF**

Head Coach..... Ted Nolan  
 Assistant Coaches ..... Bryan Trottier, Danny Flynn, Tom Coolen  
 Goaltender Coach..... Arturs Irbe  
 Video Coach..... Corey Smith  
 Strength & Conditioning Coach..... Doug McKenney  
 Assistant Strength & Conditioning Coach..... J.T. Allaire  
 Nutritionist ..... Allyson Odachowski  
 Athletic Trainer ..... Tim Macre  
 Assistant Athletic Trainer ..... Bob Mowry  
 Massage Therapist..... Chuck Garlow  
 Physical Therapist..... Michael Adesso  
 Equipment Managers..... Rip Simonick, Dave Williams  
 Assistant Equipment Manager ..... George Babcock  
 Equipment Assistant..... Keith Hayes

**PLAYER DEVELOPMENT**

Coordinator of Player Development..... Jason Long  
 Player Development Coach ..... Randy Cunneynworth

**MEDICAL**

Medical Director/Orthopedist.....Les Bisson, M.D.  
 Orthopedist.....Mark Fineberg, M.D.  
 Team Physician..... William Hartrich, M.D.  
 Team Dentist.....David Croglio, D.D.S.  
 Team Doctor Emeritus..... John L. Butsch, M.D.

**LEGAL, FINANCE & ADMINISTRATION**

Chief Development Officer..... Cliff Benson  
 Senior Advisor/Alternate Governor.....Ken Sawyer  
 EVP of Finance & Business Operations..... Chuck LaMattina  
 VP of Legal & Administrative Affairs ..... David S. Zygaj  
 VP of Human Resources..... Christie Joseph  
 Corporate Controller ..... Kristin Zirnheld  
 Accounting Managers..... Christine Ivansitz, Lynn Slanovich  
 Payroll Manager..... Birgid Haensel  
 Payroll Assistant ..... Ann Pastwick  
 Accounts Payable Clerk ..... Kim Binkley  
 Accounting Clerk..... John Kolkowski  
 Team Concierge/Executive Assistant ..... Nadine Leone  
 Executive Assistant..... Lauren Yurko

**BROADCAST**

VP of Broadcasting..... Chrisanne Bellas  
 TV Producer.....Joe Pinter  
 TV Director..... Eric Grossman  
 Production Coordinator ..... Jason Wiese  
 Broadcast Team ..... Rick Jeanneret (Play-by-Play),  
 ..... Rob Ray (Color), Dan Dunleavy (Play-by-Play/Reporter),  
 ..... Brian Duff (Studio Host), Brad May (Studio Analyst)  
 Radio Host..... Kevin Sylvester

**GAME PRESENTATION**

Director of Game Presentation ..... Leilon Duff  
 Game Presentation Coordinator ..... Kelsey Schneider  
 Videoboard Director/Editor ..... Jeff Hill

**CREATIVE SERVICES**

EVP of Creative Services ..... Frank Cravotta  
 Senior Graphic Designer ..... Vicki Sitek  
 Graphic Designers ..... Melissa Gebhardt, Lindsey Caber  
 Traffic Manager ..... Kim Geis  
 Senior Editor..... Drew Boeing  
 Senior Videographer ..... Mark Blaszak  
 Senior Editor..... Jason Holler  
 Motion Graphics Editor..... David Jackson  
 Web Videographer ..... Sam Korotkin  
 Videographer..... Allen Leight  
 Editor ..... Joe Debenedictis  
 Senior Animation Designer..... John Long



**PUBLIC RELATIONS**

VP of Public and Community Relations.....Michael Gilbert  
 Director of Media Relations.....Chris Bandura  
 Coordinators of Public Relations.....Ian Ott, Marc Heintzman  
 Director of Community Relations..... Rich Jureller  
 Manager of Community Relations.....Teresa Belbas  
 Coordinator of Community Relations..... Nick Fearby  
 Youth Hockey Manager..... Ed Grudzinski  
 Team Photographer..... Bill Wippert  
 Director of Alumni Relations.....Larry Playfair  
 President of Alumni Association.....Rob Ray

**MARKETING**

EVP of Marketing and Brand Strategy.....Brent Rossi  
 Director of Marketing.....John Durbin  
 Director of Information Technologies..... Scott Miner  
 Digital Content Manager.....Kevin Snow  
 Database Marketing Manager.....Tom Matheny  
 Social Media Manager..... Craig Kanalley  
 Marketing Manager..... Cara Foligno  
 Digital Media Manager.....Jeffrey Digmann  
 Digital Content Coordinator.....Chris Ryndak  
 Loyalty Program Coordinator.....Nicholas Ruggiero  
 Insights & Analytics Coordinator..... Evan Barrick

**CORPORATE SALES & BUSINESS DEVELOPMENT**

Director of Corporate Sales.....Joe Foy  
 Director of Business Development.....Pete Petrella  
 Senior Account Executive..... Rob Nugent  
 Account Executive..... Jon Latke  
 Senior Partnership Services Manager..... Katy Ryan  
 Partnership Services Manager.....Kristy Wilensky  
 Fulfillment Coordinator..... Joe Hartman

**GENERAL INFORMATION**

Telephone/Executive Offices.....(716) 855-4100  
 Home Arena..... First Niagara Center  
 Capacity..... 19,070

**TICKET OPERATIONS**

VP of Tickets & Services.....John Sinclair  
 Director of Ticket Operations.....Marty Maloney  
 Box Office Manager..... Paul Barker  
 Box Office Coordinator..... Gretchen Knott  
 Ticket Administrator..... Melissa Rugg  
 Senior Account Services Representative..... Roxanne Anderson  
 Account Services Representatives.....Kristin DeBellis,  
 .....Melissa Eagen, Kevin Kennedy,  
 .....Casey Jenkins, Andrew Maloney  
 Suite Services Coordinator.....Michelle Mitchell  
 Receptionist..... Saralynn Ruhland  
 Special Consultant..... Joe Crozier

**FIRST NIAGARA CENTER**

VP of Arena Operations..... Stan Makowski, Jr.  
 VP of Arena Events.....Jennifer Van Rysdam  
 Director of Arena Operations..... Beth Guiliani-Gatto  
 Event Managers Robert Neumann, Charlie Cannan, Dave Kutter  
 Security Manager..... Marc Brenner  
 Arena Marketing Manager..... Tracey Mancini  
 Director of Building Services.....Dennis Hooper  
 Technical Communications Managers...Mike Queeno, Ray Riel  
 IT Systems Consultants..... Joshua Malthaner, Nate Brozyna  
 Chief Engineer..... Bruce Johnson  
 Maintenance Crew..... Michael Destino,  
 ..... Jason Sattelberg, Stephen Gore  
 Head Ice Technician..... Andrew Chamberlain  
 Ice Technician..... Jesse Ando  
 Utility Crew Supervisor..... Rashad Dukes  
 Housekeeping Manager..... Rodney Bailey  
 Housekeeping..... Mike Monahan, James George, Nicole Vari  
 Event Housekeeping Supervisor..... Andre Adams  
 Administrative Assistants/Operations..... Julie Krzyzanowski,  
 .....JoAnn Mohler  
 Security Officers..... James McDuffie, Amanda Szulist,  
 ..... Derek Jaworek, Joseph Mejak  
 Parking Manager..... Sam Buffum



**TERRY PEGULA OWNER/CEO**



Back in 1983, Terry Pegula told his business partner Robert H. Long, Jr., "If I ever have more than two nickels to my name, I'm going to buy the Buffalo Sabres one day." Almost 30 years later, Terry's dream has come to fruition.

**A NEW ERA OF SABRES HOCKEY**

On Feb. 22, 2011, Pegula became the fourth owner in Buffalo Sabres franchise history. The day he was introduced as owner, the Sabres were 27-25-6 and sat in ninth place in the Eastern Conference - five points out of a playoff spot. Pegula's purchase not only reenergized the fan base, but the players as well. With Pegula now at the helm, the Sabres went on a 16-4-4 run over the final 24 games of the season to finish seventh in the East. This included a 9-1-2 record at home, with every remaining home game selling out.

The momentum of the new era would stretch well into the offseason as the home of the Sabres - renamed First Niagara Center in August 2011 - began a multimillion dollar facelift. The renovations, which were completed in time for the 2011-12 season, included a new, state-of-the-art locker room with updated training and rehabilitation areas, player lounge and coaches offices. Along with the locker room transformation, First Niagara Center underwent several other upgrades with a focus on providing the best possible game-day experience for Sabres fans. This commitment to providing a first-rate environment for players and fans quickly earned Buffalo the label of 'Hockey Heaven.'

Buffalo fans responded to this new era of Sabres hockey in an overwhelming fashion. Since Pegula's acquisition of the team, the Sabres have ranked in the top 10 of NHL teams for game attendance at First Niagara Center and the team generated the second-highest local TV ratings for the third straight season in 2013-14. The excitement incited by Pegula doesn't appear to be subsiding any time soon; the season ticket renewal rate remains consistently high each season and the waiting list has grown to include more than 3,000 names.

**HARBORCENTER**

In 2012, Terry and his wife, Kim, looked to make an even bigger impact on the City of Buffalo, using hockey as a catalyst. On Aug. 29, 2012, it was announced that the city had selected the Pegulas and their development team to develop and construct HARBORCENTER, a \$172 million multipurpose facility that will sit directly across from First Niagara Center in the city's Canalside District. HARBORCENTER will be anchored by two new NHL-size ice rinks that will be used year-round by a variety of Buffalo-area hockey teams and leagues.

Also in the facility will be a 200-room, full-service Marriott hotel, (716), an upscale, hockey-themed sports bar and restaurant, a one-of-a-kind Tim Hortons location that pays homage to the former Sabres player, as well as additional retail space and a parking structure.



HARBORCENTER is expected to draw more than 500,000 people to downtown Buffalo annually and, coupled with First Niagara Center, will provide a premier destination for hockey fans, right in the heart of 'Hockey Heaven.'

**EXPANDING THE PEGULA-HOCKEY FOOTPRINT**

On Sept. 17, 2010, Terry and Kim donated \$88 million to Penn State University -- the largest private gift in the history of the school -- to fund a state-of-the-art, multi-purpose arena and a world-class practice facility, and to help establish an NCAA Division I men's hockey program. In 2012, the Pegulas announced they would increase their donation to the Nittany Lion hockey program to \$102 million that allowed for the endowment of student athlete scholarships.

Thanks to their generosity, Penn State has been able to add both men's and women's varsity hockey teams, with both teams beginning play in 2012-13. Pegula Ice Arena, which opened in 2013 and enjoyed a sold-out 2013-14 season, includes two ice sheets and serves as the only major ice facility within an 80-mile radius of State College. In addition to providing hockey and figure skating opportunities for the entire Central Pennsylvania region, it is also used for a broad range of campus and community activities.



**TERRY PEGULA OWNER**

**ROCHESTER REUNION**

Soon after purchasing the Sabres, the Pegulas explored the idea of acquiring the Rochester Americans, the AHL team that had previously spent 29 years as the Sabres’ affiliate before a three-year hiatus. On June 24, 2011, the Sabres announced the reunification of the Western New York teams as Pegula became the owner of the Amerks and resumed one of the longest and most successful partnerships between an NHL and AHL club.

The ‘Hockey Heaven’ mindset was quickly adopted in Rochester as well and, like the Sabres, the Amerks experienced a momentum change. The Americans had the highest jump in attendance in the AHL in 2011-12, a 44.5% increase from the previous season, and vaulted from 25th in league attendance to 13th in just one season. As the Amerks progressed into the Calder Cup playoffs, fans were attending the games in numbers not seen since 1990.

**A HOCKEY FAN AND A BUSINESS MAN**

Pegula’s interest in the NHL began when the Sabres faced the Philadelphia Flyers in the 1975 Stanley Cup Final. His affection for the “French Connection” line began with that series, and led to his affinity for the Sabres franchise. Terry first bought season tickets at the Memorial Auditorium in 1980. He remained a loyal Sabres season ticket holder for the next 18 seasons.

Born in 1951 and raised in Carbondale, Pa., he attended high school at Scranton Preparatory School. Pegula entered Penn State University as a Math major, but in order to stay in school he entered the Petroleum and Natural Gas Engineering program through a scholarship. He went on to graduate with a Bachelor of Science degree in 1973, and landed his first job with Getty Oil Co. in Victoria, Texas. He later joined Felmont Oil Co., a decision that first brought him to Olean, N.Y., in 1975.



In 1983, he borrowed \$7,500 from family and friends to found East Resources Inc., an independent oil and gas exploration and production company operating in the Appalachian Basin. Over the next 27 years, he built it into one of the largest privately held companies in the United States. In July of 2010, Royal Dutch Shell purchased the assets of East Resources Inc. for \$4.7 billion (US). That sale allowed the Pegulas to make their first foray into the hockey world.

**BEYOND HOCKEY**

Together, the Pegulas have expanded their business interests by forming Pegula Sports & Entertainment, a multifaceted parent company of 12 separate companies located in Buffalo, Nashville, Tenn., Atlanta and Boca Raton, Fla. In addition to the Sabres, Amerks and HARBORCENTER, the diverse portfolio of sports and entertainment properties includes: Black River Entertainment and Publishing, a country music label and songwriting studio based in Nashville; Five Star Athletes Management, a professional athlete representation agency based in Atlanta; and Impact Sports Performance, a high-performance training facility for professional and amateur athletes with a location in Boca Raton, Fla. and a future location at HARBORCENTER in Buffalo.

Terry and Kim currently reside in Boca Raton, Fla., and have five children: Michael (36), Laura (32), Jessica (20), Kelly (18) and Matthew (15). Pegula’s younger daughters, Jessica and Kelly, were both born in Buffalo.



**TED BLACK** PRESIDENT AND ALTERNATE GOVERNOR



As president of the Buffalo Sabres, Ted Black oversees all aspects of the day-to-day operations of the franchise, with specific focus on making the Buffalo Sabres the premier destination for NHL players and the Sabres' current and future employees. In addition, Black provides strategic and creative leadership in areas including corporate partnerships, advertising, NHL relations, team marketing, Sabres television broadcasts, fan relations and ticket sales.

In late 2010, Terry Pegula enlisted Black to undertake the task of assembling and leading the group of professionals to advise Pegula on the acquisition of the Buffalo Sabres. Black's responsibilities included guiding the transaction negotiations, due diligence and the NHL approval process.

Since Black took charge of the Sabres' business operations in February 2011, the club has continued to be one of the strongest small-market clubs in the NHL. During the past four seasons, the Sabres' season-ticket holder base has grown to its highest levels in decades, with a consistently high renewal rate and a waiting list of more than 3,000 fans. Additionally, the team has set game attendance records and increased the capacity of First Niagara Center, pushing it into the top 10 largest arenas (by capacity) in the league.

Under Black's guidance, the Sabres continue to be one of the NHL's most popular draws on television as well. The team's games on MSG have posted the league's second-best local TV ratings for the past three seasons (2011-12, 2012-13 and 2013-14) and Buffalo remains as one of the strongest hockey-viewing markets for nationally televised contests on NBC and NBC Sports Network.

Black is also guiding the Sabres' role in HARBORCENTER, a \$172 million multipurpose hockey and entertainment facility that will sit directly across from First Niagara Center in Buffalo's Canalside District. This one-of-a-kind project has led to partnerships with Marriott International, to develop a 200-room full-service hotel at the complex, and also with Canisius College, which will use HARBORCENTER's two NHL-size ice rinks as its home arena when the complex opens in 2014.

Black and his executive team led the effort to convince the NHL to relocate its annual NHL Combine from Toronto to Buffalo. In 2015 and in 2016, First Niagara Center and HARBORCENTER will jointly host the NHL Combine. Similarly, other events such as the USA Hockey All-American Prospects game (2012, 2014, 2015) and the first-ever OHL regular season game at First Niagara Center (2014) continue to raise the profile and image of Buffalo.

Before his move to the Sabres, Black served as the Senior Vice President and General Manager of FSN Pittsburgh, a regional sports television network that produced and telecasted more than 220 live pro events and 1,500 hours of programming per year. Under Black's executive leadership, FSN Pittsburgh grew advertising revenues every year and telecast a record number of live pro events. The station also generated record revenues, record earnings, record ratings and was widely recognized as the No. 1-rated U.S.-based regional sports network in the NHL.

Prior to his tenure at FSN, Black was a member of Mario Lemieux's senior management team and served as Vice President of the Pittsburgh Penguins from 1999 to 2008. Black was a member of the core group of executives that helped Lemieux execute one of the most successful franchise transformations in the history of professional sports.

In addition to his responsibilities with the Buffalo Sabres, Black serves as the President and Governor of the club's AHL franchise, the Rochester Americans.

Black is a 1987 graduate of Allegheny College and he received his J.D. from the University of Pittsburgh School of Law in 1990. Ted and his wife, Amy, live in the Elmwood Village neighborhood of Buffalo. They have two sons, Andrew and Nathan.



**TIM MURRAY** GENERAL MANAGER



Named general manager of the Buffalo Sabres on Jan. 18, 2014, Tim Murray enters his 22nd season in the National Hockey League and his first full season with the Sabres, leading all aspects of the club's hockey department. In addition to the Sabres, Murray oversees the hockey operations of Buffalo's American Hockey League (AHL) affiliate club, the Rochester Americans.

Murray joined the Sabres after serving as the assistant general manager for the Ottawa Senators, a post he held for seven years. Part of his duties as assistant general manager included serving as general manager of Ottawa's American Hockey League affiliate, the 2011 Calder-Cup champion Binghamton Senators.

Prior to being named the Senators' assistant general manager in 2007, Murray spent three years (2002-2005) as the director of player personnel for the Anaheim Ducks, where he was responsible for overseeing the amateur draft and college free agents. He also served as the assistant director of player personnel for the New York Rangers for two years (2005-2007), where he evaluated potential free agents and also worked as an amateur scout. Murray began his NHL career in 1993-94, when he was hired as an amateur scout for the Detroit Red Wings. He then moved on to the Florida Panthers, where he served as a scout from 1994-2002.

Born in Shawville, Quebec, Murray is the nephew of Ottawa Senators GM Bryan Murray and former Los Angeles Kings coach Terry Murray. Tim, Bryan and Terry Murray were all inducted into the Shawville Hockey Wall of Fame in 2012. Tim and his wife, Kathy, currently reside in Buffalo and have three children: Haley, Justin and Jared.

**MARK JAKUBOWSKI** ASSISTANT GENERAL MANAGER



Mark Jakubowski begins his 10th year with the Sabres and his first as assistant general manager. His responsibilities include statistical and salary cap analysis, contract research relating to player negotiations and arbitrations, managing player transfers, team roster administration, and all matters relating to compliance with the NHL Collective Bargaining Agreement and other NHL agreements.

Jakubowski also assists with the American Hockey League hockey operations of the team's minor league affiliate, the Rochester Americans. Prior to being named to his current role, Jakubowski spent seven seasons serving as assistant to the general manager

Jakubowski graduated with an economics degree from the University of Rochester, where he also played baseball. He resides in Hamburg, N.Y.

**KEVIN DEVINE** DIRECTOR OF PLAYER PERSONNEL



Kevin Devine, who begins his 17th year in the Sabres organization, was named director of player personnel in August 2014.

Prior to his current role, Devine served as the director of amateur scouting for eight years. Prior to that, Devine spent six years as a professional scout in the Sabres organization and two as an assistant amateur scout. Before joining the Sabres, he spent three years coaching the Prince Edward Island Senators of the AHL. He also coached in the UHL, with stints in Port Huron and Thunder Bay.

Devine enjoyed an 11-year professional playing career. He spent five years in the WHA, including three with the San Diego Mariners and two with the Indianapolis Racers. He went on to spend six seasons in the New York Islanders organization, where he was a reserve on the organization's first Stanley Cup championship team.

Devine resides in Buffalo, N.Y. during the hockey season, and spends his off-seasons in Charlottetown, P.E.I.



**ROB MURPHY** DIRECTOR OF SCOUTING



Rob Murphy joins the Sabres as a director of scouting after four years as a professional scout for the Ottawa Senators and two years as a scout for the Phoenix Coyotes. Prior to his scouting career, Murphy spent seven seasons as an NHL player. A native of Hull, Quebec, Murphy was selected in the second round (24th overall) of the 1987 NHL Entry Draft by the Vancouver Canucks. He would play in five seasons with the Canucks before being picked up by the Ottawa Senators in the expansion draft that preceded their inaugural 1992-93 season. After one year in Ottawa, Murphy signed with the Los Angeles Kings to finish his NHL career and moved on to play in minor pro and in Europe.

**GREG ROYCE** DIRECTOR OF AMATEUR SCOUTING



Greg Royce joins the Sabres in 2014-15 for his first season as director of amateur scouting. The 2014-15 season will be Royce's 18th year as a member of an NHL scouting staff after spending six seasons (2008-09 to 2013-14) as an amateur scout with the Ottawa Senators. Prior to his time with the Senators, Royce served as an amateur scout for three seasons with the Phoenix Coyotes and worked eight seasons with the Nashville Predators, including three as the Predators' assistant director of amateur scouting. Prior to his scouting career, Royce served as head coach of the Quinte Hawks (MetJHL) for one season, coaching the team to a 34-13-3 record. A native of Trenton, Ontario, Royce also played three seasons of OHL hockey as a member of the Belleville Bulls and Guelph Platers.



**TED NOLAN** HEAD COACH

On Nov. 13, 2013, Terry Pegula announced that the Sabres had hired Ted Nolan as interim head coach following the team's 4-15-1 start to the 2013-14 season. In his second coaching stint in Buffalo, Nolan guided the team to the end of the season and signed a contract extension to officially become head coach in March 2014. He joins Scotty Bowman as the second head coach to reprise his role with the Sabres in the franchise's 43-year history.

Nolan began his head coaching career in 1988, taking over as head coach of the Sault Ste. Marie Greyhounds in the middle of the 1988-89 Ontario Hockey League season after originally being hired by the Greyhounds as an assistant coach. Nolan built a successful resume in junior hockey in his six seasons at the helm for the Greyhounds, earning various accolades at the OHL level while coaching the Greyhounds to two OHL Championships, culminating with a Memorial Cup win in 1993-94.

Nolan's success at the junior level earned him his first NHL coaching job as assistant coach with the Hartford Whalers in 1994-95. He was hired by the Sabres on July 18, 1995 and made his NHL head coaching debut with a 3-1 win at Ottawa on Oct. 7, 1995.

In two seasons with the Sabres, Nolan compiled a 73-72-19 combined record. He earned the franchise's first Jack Adams Award in 1997 after guiding the Sabres to a first-place finish in the Northeast Division with a 40-30-12 record in 1996-97. The Sabres followed up their strong regular season that year with their first playoff series win since 1993, besting the Ottawa Senators in a seven-game series before being eliminated in the Eastern Conference Semifinals by the Philadelphia Flyers.

Following his tenure with the Sabres, Nolan resumed his coaching career in the 2005-06 season as head coach of the Moncton Wildcats (QMJHL), leading the Wildcats to a league-leading 52-15-3 record and their first-ever QMJHL Championship before finishing as runners-up in the Memorial Cup final. Moncton's franchise records for most points (107), most wins (52) and most goals (345) - all set in 2005-06 - still stand today. Nolan's efforts earned him QMJHL All-Star head coach honors and he was also named QMJHL General Manager of the Year.

Nolan returned to the NHL ranks in 2006-07 for the first of two seasons as head coach of the New York Islanders and guided the Islanders to a 40-30-12 record - the same mark that earned him a Jack Adams Award with the Sabres - and the team's first playoff berth since 2003-04. Nolan returned for a second season on Long Island, but the team went 35-38-9 and Nolan was relieved of his duties during the offseason.

After parting ways with the Islanders, Nolan spent two years as vice president of hockey operations for the Rochester Americans. On Aug. 3, 2011, Nolan was hired as head coach of the Latvian men's national ice hockey team, a position that led him to coach Team Latvia during the 2014 Olympic Winter Games in Sochi, Russia, where the Latvians nearly upset Team Canada in the quarterfinal round of the tournament. Prior to his coaching career, Nolan was drafted by the Detroit Red Wings in the fifth round (78th overall) of the 1978 NHL Amateur Draft. In 78 career NHL games with the Red Wings and the Pittsburgh Penguins, Nolan tallied 22 points (6+16).

Away from the rink, Nolan has devoted himself to First Nations causes, including teaching hockey to First Nations children. His work in this area has earned him numerous awards, including the National Aboriginal Achievement Award, the Sault Ste. Marie Medal of Merit, the Order of Ontario 1991, Sault Ste. Marie Kiwanis Citizen of the Year and in 1986 he was chosen as a role model in the National Native Alcohol and Drug Abuse Program. He has also received an honorary diploma for human relations from Niagara College (1997) and accepted an honorary doctorate degree in law from Laurentien University (2002).

Nolan is an active member in the Aboriginal community and in 2003 established the Ted Nolan Foundation in honor of his late mother, Rose. The Ted Nolan Foundation mission statement is "through our philosophy of healthy lifestyle, the Ted Nolan Foundation is committed to the healing process to renew and revitalize the mind, body and spirit of our young people. We will explore to help us train a new cadre of Aboriginal leaders today, to take their rightful place in Canadian society tomorrow. We will raise scholarship funds for First Nation women wishing to complete their education."

Nolan and his wife, Sandra, are the proud parents of Brandon, a former player with the Carolina Hurricanes organization, and Jordan, who currently plays for the Los Angeles Kings.



**BRYAN TROTTIER ASSISTANT COACH**

Bryan Trottier enters his first season with the Buffalo Sabres after being named an assistant coach in August 2014. Trottier, who was inducted into the Hockey Hall of Fame in 1997, is a seven-time Stanley Cup champion, having won six championships as a player and one as an assistant coach. He also remains one of the most prolific players in NHL history.

Beginning his NHL career with the New York Islanders in 1975-76, Trottier quickly established himself as one of the league's most productive centers by setting an NHL record of 95 points his rookie season and being awarded the Calder Trophy as the league's top rookie. He would go on to play 15 seasons with Islanders, setting numerous records including: games played (1,123); career points (1,353); career assists (853); assists in a single season (87, 1978-79); and most points in a game (8, Dec. 23, '78). Trottier was an integral part of the dominant Islanders teams that won four consecutive Stanley Cup Championships from 1979-80 to 1982-83

and put together his best statistical season in 1978-79, when he recorded 134 points (47+87). His jersey, number 19, was officially retired by the club in 2001.

To close out his illustrious 18-year career playing in the NHL, Trottier would go on to play three seasons with the Pittsburgh Penguins, winning two more Stanley Cups in 1990-91 and 1991-92, and officially retiring from the NHL after the 1993-94 season. In 1,279 career NHL games, Trottier amassed 1,425 points (524+901) and earned numerous accolades, including: Hart Memorial Trophy winner (1979); Art Ross Memorial Trophy winner (1979); Conn Smythe Trophy winner (1980); Calder Memorial Trophy winner (1976); King Clancy Memorial Trophy winner (1989); nine NHL All-Star Game appearances (1976, 1978, 1980, 1981, 1982, 1983, 1985, 1986 and 1992); two NHL First All-Star Team selections (1978 and 1979); and two NHL Second All-Star Team selections (1982 and 1984). He still holds the NHL record for most assists in a period (six, Dec. 23, 1978).

Following his playing career, Trottier served as an assistant coach with the Penguins for four seasons (1993-94 to 1996-97) and the Colorado Avalanche (1998-99 to 2001-02), where he won his seventh Stanley Cup in 2001. He also served as head coach of the New York Rangers in 2002-03 and compiled a 21-26-7 overall record, before being named an assistant coach of the United States at the 2003 World Championship. Most recently, Trottier worked as director of player development for the New York Islanders from 2006-10.

The Val Marie, Saskatchewan native was selected by the Islanders in the second round (22nd overall) of the 1974 NHL Entry Draft. Prior to his NHL career, he played for the Moose Jaw Canucks of the SJHL and the Swift Current Broncos of the WCHL.



**DANNY FLYNN ASSISTANT COACH**



Danny Flynn enters his first season with the Buffalo Sabres after being hired as an assistant coach in August 2014.

Flynn previously served as Ted Nolan's assistant coach in 2006-07 with the New York Islanders, helping lead the club to a berth in the 2007 Stanley Cup playoffs. He also served on Nolan's staff with the Sault Ste. Marie Greyhounds (OHL) from 1990-1994 and again with the Moncton Wildcats (QMJHL) during the 2005-06 season. Together, the duo captured three straight OHL championships as well as a Memorial Cup title with the Greyhounds.

Most recently, Flynn served as Moncton's head coach from 2007-2013, before shifting to the role of Director of Hockey Operations for the 2013-14 season. He ended his Moncton coaching tenure with a record of 222-141-47 and guided the Wildcats to a QMJHL President's Cup championship win in 2010. Flynn was also the recipient of the Ron Lapointe Trophy as QMJHL Coach of the Year for the 2008-09 season.

On the international stage, the Dartmouth, Nova Scotia native has had the opportunity to coach Team Canada on five occasions, winning gold three times at the 1992 Under-18 Championship; the 1994 World Junior Championship; and the 1998 Spangler Cup.

During his 26 years of coaching experience, Flynn has also spent time with the London Knights (OHL) (1987-88), Belleville Bulls (OHL) (1988-1990), Sault Ste. Marie Greyhounds (OHL) (1990-1996) and St. Francis Xavier University (CIAU) (1996-2005), while also working as an amateur scout for the Los Angeles Kings from 2000-2005.

**TOM COOLEN ASSISTANT COACH**



After being named an assistant coach in August 2014, Tom Coolen is set to begin his first season with the Buffalo Sabres. Coolen spent the previous two seasons (2012-2014) with the Latvian national team, where he served as an assistant coach on Ted Nolan's staff. This also included the 2014 Olympic Games in Sochi, where the two helped lead Latvia to its first ever quarter-final berth.

Coolen spent eight years of his 20-year coaching career at Acadia University (CIS) (1987-1995), a period that included winning the program's first national championship in 1993 as well as another championship victory in 1995. Following both national championship titles, Coolen was named the AUAA (CIS) Coach of the Year. During his tenure at Acadia, he never finished with a record below the .500 mark.

The Halifax, Nova Scotia native is also a former head coach of the University of New Brunswick (CIS) (1998-2000) and the QMJHL's Moncton Wildcats (2000-2002). He has coaching experience around the world, including the Elite leagues of Germany, Switzerland, and Finland and served in the role of League Commissioner for the Southern Professional Hockey League (SPHL) during the 2004-05 season.



**ARTURS IRBE GOALTENDER COACH**



Arturs Irbe will embark on his first season as the Sabres' goaltending coach after being appointed to the position in August 2014. His duties with the team involve working with the Sabres' NHL netminders, as well as the team's prospects throughout the minor leagues.

Originally drafted by the Minnesota North Stars in the 10th round (196th overall) of the 1989 NHL Entry Draft, Irbe joined the coaching ranks after a 13-year NHL career. After spending five seasons (1986-1991) playing for Dynamo Riga in Russia, he went on to appear in 568 NHL games as a goaltender for the San Jose Sharks, Dallas Stars, Vancouver Canucks and Carolina Hurricanes. Selected to two NHL All-Star Games (1994 and 1999), Irbe helped lead the Hurricanes to a berth in the 2002 Stanley Cup Final.

In international play, Irbe represented Latvia at two Winter Olympic Games (2002 and 2006) and nine World Championships (1996-2001; 2003-2005). Prior to that, he backstopped the Soviet Union to consecutive gold medals at the 1989 and 1990 World Championships, also being honored as the best goalkeeper in the latter tournament.

Following his playing career, the Riga, Latvia native served as the goaltending coach for his hometown Dynamo Riga during the 2008-09 season. Irbe went on to join the Washington Capitals organization to serve in the same capacity from 2009-11, a time in which he had the opportunity to work with current Sabres goaltender Michal Neuvirth. This two-year stint included Neuvirth's impressive 2010-2011 campaign, during which he established career-high marks in games played (48), goals-against average (2.45) and save percentage (.914) before earning his only nine Stanley Cup Playoff starts to date.

Most recently, Irbe worked alongside Ted Nolan as an assistant coach for Team Latvia at the 2013 IIHF World Championship in Helsinki, Finland.

**COREY SMITH VIDEO COACH**



Corey Smith enters his 10th season in the Sabres organization and his first as video coach. In this role, he is responsible for all of the video editing and analysis of games, as well as pre-scouting each opponent. Smith is also involved in various other hockey department tasks, including organizing travel schedules and statistical analysis.

Smith, a graduate of SUNY Cortland, joined the Sabres in January 2005 as a hockey video analyst in the team's hockey department. Smith was promoted to administrative assistant coach in January 2006. The Buffalo, N.Y. native is the son of former Sabres forward Derek Smith.



**DOUG MCKENNEY** STRENGTH & CONDITIONING COACH



Doug McKenney begins his 21st year with the Sabres' coaching staff. His duties with the team include working on strength and conditioning programs with the NHL club, the AHL affiliate Rochester Americans, Sabres draft choices and potential draftees. He also works with physical therapists and team doctors on the rehabilitation of all injured players.

McKenney was named the team's first-ever strength and conditioning coach in July 1995 and has been steadily improving the team's performance levels ever since.

McKenney places a special emphasis on teaching players nutrition to maintain conditioning throughout the season and make strength gains in the offseason. He and his strength staff formulate nutritionally sound regimens with specific menus for game and practice days at the team's facilities, as well as prepared suggestions for players to follow during the offseason and while eating at home. McKenney also utilizes mobile applications to analyze each player's food intake and makes suggestions on how they can improve their diets. Before the players leave for the offseason, McKenney, in conjunction with the hockey department, devises a strength and conditioning program tailored to each player's individual needs. For those players who remain in Buffalo, McKenney supervises their off-season conditioning and skating programs at the team's training facilities.

In the offseason, McKenney is responsible for developing and executing the testing and evaluation of potential draft picks at the team's combine leading up to the NHL Entry Draft. He and his staff also devise the team's annual summer rookie development camp.

McKenney joined the Sabres after serving as the strength and conditioning coach for the Hartford Whalers for six years. He served in the same capacity for the Pittsburgh Penguins the four years prior.

A 1981 graduate of Springfield College, McKenney taught two years of physical education at Dover High School in New Hampshire, where he served on the coaching staff of the school's football team and was elected into the Dover Sports Hall of Fame in September of 2002. He subsequently obtained his master's degree in exercise physiology at Mississippi State University.

Doug and his wife, Suzanne, reside in Hamburg, N.Y., with their two sons, Matthew and Neil.

**J.T. ALLAIRE** ASSISTANT STRENGTH & CONDITIONING COACH



John "J.T." Allaire begins his fourth year with the Sabres organization as an assistant strength and conditioning coach.

Prior to joining the Sabres, Allaire gained 17 years of experience at both the collegiate and professional levels. He spent eight years with the Buffalo Bills, starting in 2002 as a strength and conditioning assistant. He was promoted in 2006 and spent four years as the team's strength and conditioning coordinator. While with the Bills, he coached 15 players that appeared in the Pro Bowl.

Allaire began his career in 1993 as a strength and conditioning intern at Boston College before being hired at Clemson as a graduate assistant. From Clemson, Allaire was hired at Tulsa and served as strength and conditioning assistant from 1996-97. In 1998, Allaire was promoted to director of strength and conditioning, a position he held until 2002. While at Tulsa, Allaire was responsible for all strength and conditioning programs for 18 intercollegiate sports. He was recognized as the National Strength and Conditioning Association (NSCA) Strength and Conditioning Professional of the Year for the Western Athletic Conference and was a nominee for the national award in 2000.

Allaire earned his bachelor's degree in health fitness from Springfield College (Mass.) in 1993. He lives in Lakeview with his wife, Amy, and their sons, Drew and Owen.



**TIM MACRE** ATHLETIC TRAINER



Tim Macre enters his 10th season with the Sabres after spending the previous nine years in the New York Rangers organization. Macre was the head athletic trainer for the Hartford Wolf Pack and the Binghamton Rangers in the American Hockey League.

Among the highlights in his tenure with the Wolf Pack were the 2000 Calder Cup Championship and the 2001 AHL All-Star Classic in Wilkes-Barre/Scranton.

A 1994 graduate of Bowling Green State University, Macre also spent time teaching at Monroe Community College in Rochester, NY. In addition to his athletic training certification, Macre is also a certified strength and conditioning specialist.

Macre resides in Lancaster, N.Y., with his wife, Katie, and their children, Andrew (7), Ashley (5) and Cameron (3).

**BOB MOWRY** ASSISTANT ATHLETIC TRAINER



Bob Mowry is entering his third season with the Sabres as an assistant athletic trainer. Mowry will assist with player treatment and training room needs on a daily basis.

Mowry received his master's degree in exercise science from the University at Buffalo. Mowry also served as the assistant athletic trainer at St. Lawrence University from 2008-2011. Before joining the staff at St. Lawrence, Mowry was a training room assistant for the Sabres during the 2007-08 season. He resides in Buffalo, N.Y. with his wife, Susan.

**CHUCK GARLOW** MASSAGE THERAPIST



Chuck Garlow enters his 13th season as the team's massage therapist. In this role, he works with the training and strength and conditioning staffs to help in the rehabilitation of players. Prior to joining the Sabres' training staff, Garlow spent five seasons with the Buffalo Blizzard in the same role. In 1995, Garlow earned his New York State license from NYIM and gained his national certification upon graduation. He also has a B.A. from SUNY at Fredonia. Garlow is a native of Ransomville, N.Y.



**RIP SIMONICK** EQUIPMENT MANAGER



Robert "Rip" Simonick is entering his 44th season with the organization as Buffalo's equipment manager. Simonick, the longest tenured equipment manager in the National Hockey League, continues to assist with player equipment needs and requests at home and on the road.

Simonick's roots in professional hockey begin before the Sabres ever dropped their first puck. Simonick began as a stick boy with the Buffalo Bisons of the American Hockey League in 1964. After the team captured their 1969 Calder Cup in their last year of existence, Simonick was hired by then newly appointed Sabres general manager Punch Imlach to join the new team's equipment staff. On Jan. 27, 2009, Simonick worked his 3,000th NHL game when the team played the Edmonton Oilers. Rip has also worked three NHL All-Star games (1974, 1989 and 2005). Among his favorite moments are the 1975 and 1999 Stanley Cup Finals. He was inducted into the Sabres Hall of Fame in 2000 and the Greater Buffalo Sports Hall of Fame in 2014.

**DAVE WILLIAMS** EQUIPMENT MANAGER



2014-15 will be the 10th season David Williams will serve in the role of Sabres equipment manager. Among many other duties, Williams is responsible for the purchase and inventory of all team equipment and uniforms, as well as skate sharpening and all other equipment needs during each game.

Williams graduated from Plattsburgh State, where he was a student manager with the university's hockey team from 1992-1995. After graduation, Williams became the head equipment manager for the Knoxville Cherokees/Pee Dee Pride in the East Coast Hockey League. Before joining the Sabres, Williams was the head equipment manager for the Rochester Americans in the American Hockey League from 1998-2005.

Williams resides in North Chili, N.Y. with his wife, Tammy, and children, Maxwell (10) and Marni (8).

**GEORGE BABCOCK** ASSISTANT EQUIPMENT MANAGER



George Babcock is entering his 22nd season with the Sabres organization. As the assistant equipment manager, his duties include issuing and maintaining equipment, locker room setup and preparing the day-to-day supplies needed by the team at both First Niagara Center and the Northtown Center. Before joining the Sabres, Babcock assisted the team at their practice facility, Sabreland. Babcock is a graduate of Starpoint High School. He resides in Williamsville, N.Y.

**KEITH HAYES** EQUIPMENT ASSISTANT



Keith Hayes is entering his fourth season with the Sabres as an equipment assistant. Hayes has been a part of the Sabres equipment staff since the 1996-97 season, when he began working as a locker room attendant. In his current role, his duties include acting as the primary contact for all visiting teams while in Buffalo. His other duties include transporting the visiting team, assisting in locker room setup and preparing game day supplies and equipment. Hayes, a native of Western New York, currently resides in West Seneca.



**KEN SAWYER** SENIOR ADVISOR & ALTERNATE GOVERNOR



Ken Sawyer is entering his fifth year as senior advisor for the Buffalo Sabres. Sawyer's working career spans 40 years, including 14 as the Chief Financial Officer of the National Hockey League and 11 years as a senior executive of the Pittsburgh Penguins. He joined the Penguins in September 1999, the day after the team emerged from bankruptcy protection under a new ownership group led by Mario Lemieux. He first served as Executive Vice President and Chief Financial Officer, becoming President in 2003 and later being appointed Chief Executive Officer in 2006.

Under his leadership, the Penguins adopted a strategic plan to ensure that the team would be successful both on the ice and as a business, and thus be assured of a long future in Pittsburgh. During his tenure, the on-ice product was rebuilt and now consists of one of the best rosters of young players in the NHL, including superstars Sidney Crosby and Evgeni Malkin. In 2009, the team reached the pinnacle of success on the ice, winning the Stanley Cup for the third time in franchise history. As CEO, Sawyer oversaw all of the Penguins' operations and the team has emerged as a tremendous success off the ice as well, selling out every game since early 2007. Sawyer led efforts to finance and then construct the Consol Energy Center, which opened in August 2010.

Sawyer also has extensive experience in League matters after representing the Penguins as a Governor of the NHL and serving as Chief Financial Officer of the NHL for 14 years. During that time he served on every major committee of the NHL.

Sawyer is a graduate of McGill University in his native Montreal, Que., and a member of the Canadian Institute of Chartered Accountants. He is a past member of the Board of Trustees of the Carnegie Hero Fund and a current member of the Board of Trustees of the Heinz History Center in Pittsburgh. In 2010, Sawyer was honored as a recipient of the Management Achievement Award from the Faculty of Management at McGill University. Ken and his wife, Shirley, reside in Stuart, Fla. and have two married sons and three grandchildren.



**CLIFF BENSON** CHIEF DEVELOPMENT OFFICER



In 2014-15, Cliff Benson will be entering his fourth year as chief development officer with the Buffalo Sabres. Benson's main duties as chief development officer are overseeing the Buffalo Sabres Foundation and other initiatives throughout the Buffalo and Western New York communities.

Previously, Benson served the team as a senior advisor and was instrumental in the purchase of both the Sabres, in February 2011, and the team's AHL affiliate, the Rochester Americans, in June 2011, by Sabres owner Terry Pegula. Benson was also instrumental in facilitating Pegula's \$88 million donation to help launch a Division-I men's ice hockey program at Pennsylvania State University in 2011.

In 2012, Benson led a team that secured yet another piece of Pegula's hockey footprint by developing HARBORCENTER, a \$172 million multipurpose hockey and entertainment facility that will sit directly across from First Niagara Center in the city's Canalside District. Benson also led negotiations to partner HARBORCENTER with Marriott International, to develop a 200-room full-service hotel at the complex, and also with Canisius College, which will use HARBORCENTER's two NHL-size ice rinks as its home arena when the complex opens in 2014.

In 2000, Benson, along with members of the Pittsburgh Penguins Alumni, formed Hockey in the Hood. Founded with a grant from the National Hockey League's Diversity Task Force and assistance from the Pittsburgh Penguins, Hockey in the Hood (now called Pittsburgh ICE) was one of 40 major diversity ice hockey programs throughout the United States and Canada with the goal of reaching underprivileged inner-city children by teaching them skating and ice hockey lessons.

Benson served as the lead client service partner for the worldwide services provided to the United States Steel Corporation and H.J. Heinz. Other clients served over his long career at Deloitte include Armco, Bayer Corporation, Marathon Oil, PPG Industries, Rockwell International, the Pittsburgh Penguins and East Resources.

Benson is passionate about serving the community and has been actively involved in charitable organizations for most of his career - primarily those that benefit inner-city children with limited opportunities. He is affiliated with Hasek's Heroes, SABAH, Imani Christian Academy (Board Chair), the Buffalo Outer Harbor Development Committee and was named to the Penn State Board of Trustees in February 2014. Benson was privileged to make three trips to Haiti, bringing medical relief, following the 2010 earthquake.



**JOE BATTISTA** VICE PRESIDENT OF HOCKEY-RELATED BUSINESS



The 2014-15 season is the second in which Joe Battista fills the role of vice president of hockey-related business for the Buffalo Sabres. In this position, he will assist in developing and implementing strategic initiatives for all hockey-related businesses, including those that directly relate to growing interest in the game throughout the country and specifically in Western New York.

Hired in November 2013, Battista joined the Sabres organization after serving in several capacities at Penn State University for 26 years (1987-2013).

During his time as athletic director for ice arena & hockey operations at Penn State, Battista was instrumental in facilitating the largest gift in the university's history, an \$88 million donation for the ice facility and Division I men's ice hockey team, which came through the generosity of Sabres owners Terry and Kim Pegula. In addition, Battista also was a longtime head coach of Penn State's men's ACHA club ice hockey team - the Icercs -, former executive director of the Nittany Lion Club, as well as the director of major gifts for the Smeal College of Business.

In 1991, Battista became a co-founder of the American Collegiate Hockey Association (ACHA), which has since grown to a membership of close to 500 universities and colleges in five divisions. From 1982-1985, he acted as an assistant to the marketing director for the Pittsburgh Penguins, also co-founding the Amateur Penguins Hockey organization in 1983.

Battista is a member of the American Collegiate Hockey Association Hall of Fame, the Pennsylvania Sports Hall of Fame and the Penn State Hockey Hall of Fame. In 2014, he received the Lou Lamoriello Award from American Hockey Coaches Association as recognition for his work in collegiate hockey.

A Pittsburgh, Pa. native, Battista is a 1983 graduate of Penn State University's Smeal College of Business with a degree in marketing. He and his wife, Heidi, have three children: Brianna, Jonathon and Ryan.



**CRAIG PATRICK** SENIOR ADVISOR



Craig Patrick, whose career as a hockey executive spans more than three decades, joined the Sabres organization in January 2014 after serving as a senior advisor in the Columbus Blue Jackets' front office since December 2011. A 2001 inductee into the Hockey Hall of Fame, Patrick has earned a reputation as one of the most respected executives in hockey, having been named the Sporting News' NHL Executive of the Year three times (1990-91, 1997-98 and 1998-99) and also the recipient of the 2000 Lester Patrick Trophy, named after his grandfather, for his many contributions to hockey in the United States.

For 17 years (1989-2006) Patrick served as the executive vice president and general manager of the Pittsburgh Penguins, during which time he elevated the club to being one of the elite teams in the NHL. During his tenure, the Penguins won back-to-back Stanley Cup Championships (1991 and 1992), earned five division titles and made 11 trips to the playoffs. He also helped the Penguins procure some of the best players in team history including Jaromir Jagr, Marc-Andre Fleury, Evgeni Malkin and Sidney Crosby.

Patrick's career in the NHL as a hockey executive began in 1981, when he was hired to be general manager of the New York Rangers, a post he held until 1986. He has also served as general manager of the 2002 silver-medal winning U.S. Olympic team and assistant general manager of the famed 1980 U.S. Olympic team that won a gold medal in the "Miracle on Ice."



**HOCKEY OPERATIONS**



**Michael Bermingham**  
Manager of Travel & Immigration



**Kyle Kiezbak**  
Director of Hockey Technologies



**Brett Ruff**  
Hockey Operations Assistant



**Jessica Kindron**  
Coordinator of Hockey Relations



**Jason Nightingale**  
Hockey Data Analyst



**Neil McKenney**  
Video/Analytics Assistant



**Jon Christiano**  
Pro Scout



**John Van Boxmeer**  
Pro Scout



**Jim Kovachik**  
Pro Scout



**Graham Beamish**  
Pro Scouting Coordinator



**Dave Torrie**  
Head Amateur Scout



**Kevin Prendergast**  
Amateur Scout



**Yuri Khmylev**  
Amateur Scout



**Eric Weissman**  
Amateur Scout



**Kim Gellert**  
Amateur Scout



**Fredrik Andersson**  
Amateur Scout



**Toby O'Brien**  
Amateur Scout



**Teemu Numminen**  
Amateur Scout



**Victor Nybladh**  
Amateur Scout



**Seamus Kotyk**  
Amateur Scout



**Paul Merritt**  
Amateur Scout



**Bo Berglund**  
Amateur Scout



**Jussi-Kari Koskinen**  
Amateur Scout



**Norm Poisson**  
Amateur Scout



**Brandon Jay**  
Amateur Scout



**Monty Trottier**  
Amateur Scout



**Keith Hendrickson**  
Amateur Scout



**Chris Moulton**  
Amateur Scout



**Jerry Forton**  
Amateur Scout



**Austin Dunne**  
Amateur Scouting Coordinator



**MEDICAL STAFF**



**Les Bisson, M.D.**  
Medical Director/  
Orthopedist



**Mark Fineberg, M.D.**  
Orthopedist



**William Hartrich, M.D.**  
Team Physician



**David Croglio, D.D.S.**  
Team Dentist



**John L. Butsch, M.D.**  
Team Doctor Emeritus



**Michael Adesso**  
Physical Therapist



**Allyson Odachowski**  
Nutritionist

**LEGAL, FINANCE & ADMINISTRATION**



**David S. Zygaj**  
VP/Legal & Administrative  
Affairs



**Christie Joseph**  
VP/ Human Resources



**Kristin Zirnheld**  
Corporate Controller



**Christine Ivansitz**  
Accounting Manager



**Lynn Slanovich**  
Accounting Manager



**Birgid Haensel**  
Payroll Manager



**Ann Pastwick**  
Payroll Assistant



**Kim Binkley**  
Accounts Payable Clerk



**John Kolkowski**  
Accounting Clerk



**Nadine Leone**  
Executive Assistant



**Lauren Yurko**  
Executive Assistant

**BROADCAST**



**Chrisanne Bellas**  
VP/Broadcasting



**Joe Pinter**  
TV Producer



**Eric Grossman**  
TV Director



**Jason Wiese**  
Production Coordinator



**Rick Jeanneret**  
Play-By-Play



**Rob Ray**  
Color Commentator



**Dan Dunleavy**  
Play-By-Play/Reporter



**Brian Duff**  
Studio Host



**Brad May**  
Studio Analyst



**Kevin Sylvester**  
Radio Host

**GAME PRESENTATION**



**Leilon Duff**  
Director of Game  
Presentation



**Kelsey Schnieder**  
Game Presentation  
Coordinator



**Jeff Hill**  
Videoboard Director/Editor

**MERCHANDISE**



**Mike Kaminska**  
Director of Merchandise



**Glenn Barker**  
Merchandise Manager  
Inventory Control



**Jeff Smith**  
Merchandise Manager  
Event Sales



**Theresa Cerabone**  
Store Manager



**Katie Mumbach-Kay**  
Assistant Store Manager

**CREATIVE SERVICES**



**Vicki Sitek**  
Senior Graphic Designer



**Melissa Gebhardt**  
Graphic Designer



**Lindsey Caber**  
Graphic Designer



**Kim Geis**  
Traffic Manager

**PUBLIC & COMMUNITY RELATIONS**



**Michael Gilbert**  
VP/Public & Community  
Relations



**Chris Bandura**  
Director of Media Relations



**Ian Ott**  
Coordinator of Public  
Relations



**Marc Heintzman**  
Coordinator of Public  
Relations



**Rich Jureller**  
Director of Community  
Relations



**Teresa Belbas**  
Manager of Community  
Relations



**Nick Fearby**  
Coordinator of Community  
Relations



**Ed Grudzinski**  
Youth Hockey Manager



**Bill Wippert**  
Team Photographer



**Larry Playfair**  
Director of Alumni  
Relations



**Rob Ray**  
President of Alumni  
Relations



**MARKETING**



**John Durbin**  
Director of Marketing



**Scott Miner**  
Director of Information Technologies



**Kevin Snow**  
Digital Content Manager



**Tom Matheny**  
Database Marketing Manager



**Craig Kanalley**  
Social Media Manager



**Cara Foligno**  
Marketing Manager



**Jeffrey Digmann**  
Digital Media Manager



**Chris Ryndak**  
Digital Content Coordinator



**Nicholas Ruggiero**  
Loyalty Program Coordinator



**Evan Barrick**  
Insights & Analytics Coordinator

**CORPORATE SALES & BUSINESS DEVELOPMENT**



**Joe Foy**  
Director of Corporate Sales



**Pete Petrella**  
Director of Business Development



**Rob Nugent**  
Senior Account Executive



**Jon Latke**  
Account Executive



**Katy Ryan**  
Senior Partnership Services Manager



**Kristy Wilemsky**  
Partnership Services Manager



**Joe Hartman**  
Fulfillment Coordinator

**TICKET OPERATIONS**



**John Sinclair**  
VP/Tickets & Service



**Marty Maloney**  
Director of Ticket Operations



**Paul Barker**  
Box Office Manager



**Gretchen Knott**  
Box Office Coordinator



**Melissa Rugg**  
Ticket Administrator



**Roxanne Anderson**  
Senior Account Services Representative



**Kristin DeBellis**  
Account Services Representative



**Melissa Eagan**  
Account Services Representative



**Kevin Kennedy**  
Account Services Representative



**Casey Jenkins**  
Account Services Representative



**Andrew Maloney**  
Account Services Representative



**Michelle Mitchell**  
Suite Services Coordinator



**Sarah Ruhland**  
Receptionist



**Joe Crozier**  
Special Consultant



**FIRST NIAGARA CENTER OPERATIONS**



**Stan Makowski**  
VP/Arena Operations



**Jennifer Van Rysdam**  
VP/Arena Events



**Beth Guiliani-Gatto**  
Director of Arena Operations



**Robert Neumann**  
Event Manager



**Charlie Cannan**  
Event Manager



**Dave Kutter**  
Event Manager



**Marc Brenner**  
Security Manager



**Tracey Mancini**  
Arena Marketing Manager



**Dennis Hooper**  
Director of Building Services



**Mike Queeno**  
Technical Communications Manager



**Ray Riel**  
Technical Communications Manager



**Joshua Malthaner**  
IT Systems Consultant



**Nate Brozyna**  
IT Systems Consultant



**Bruce Johnson**  
Chief Engineer



**Michael Destino**  
Maintenance Crew



**Jason Sattelberg**  
Maintenance Crew



**Stephen Gore**  
Maintenance Crew



**Andrew Chamberlain**  
Head Ice Technician



**Jesse Ando**  
Ice Technician



**Rashad Dukes**  
Utility Crew Supervisor



**Rodney Bailey**  
Housekeeping Manager



**Mike Monahan**  
Housekeeping



**Nicole Vari**  
Housekeeping



**James George**  
Housekeeping



**Andre Adams**  
Event Housekeeping Supervisor



**Julie Krzyzanowski**  
Administrative Assistant/Operations



**JoAnn Mohler**  
Administrative Assistant/Operations



**James McDuffie**  
Security Officer




**Amanda Szulist**  
Security Officer



**Derek Jaworek**  
Security Officer



**Joseph Mejak**  
Security Officer



**Sam Buffum**  
Parking Manager



**MICHAEL GILBERT** VP/PUBLIC & COMMUNITY RELATIONS



Michael Gilbert begins his 18th season with the Sabres organization and his 20th year overall in the National Hockey league. Gilbert oversees the Public Relations and Community Relations departments for the Sabres, as well as for the Buffalo Bandits (NLL). He is also responsible for supervising the youth hockey and fan development initiatives for the organizations and serves as the team liaison to the Buffalo Sabres Foundation. He is also intimately involved in the design and construction of the \$172.2 million HARBORCENTER project across from the First Niagara Center that will open in September 2014. Gilbert is a member of the Buffalo Sabres Hall of Fame Committee and the Board of Directors for the Police Athletic League (PAL).

Prior to joining the Sabres, Gilbert was the director of public relations for the New Jersey Devils from 1995-1997. He was part of a staff in New Jersey that earned the Professional Hockey Writers' Association's Dick Dillman Award for excellence in public relations for the 1996-97 season. Gilbert's success followed him to the Sabres where the Communications Department was acknowledged with the Dillman Award in 1997-98. Before his move to the NHL, Gilbert was the assistant director of public relations for the NFL's Philadelphia Eagles for four years (1991-95), assisting with the day-to-day operations of that team's PR department. His football background also includes stints as assistant director of public relations for the Raleigh-Durham Skyhawks of the WFLA (1990) and as a graduate assistant with the Buffalo Bills (1988-1990).

Gilbert grew up in the Buffalo suburb of Tonawanda and graduated from Canisius College in Buffalo in 1990 with degrees in communications and history. He and his wife, Amy, reside in Amherst, N.Y., with their sons, Mark (15) and Jack (13), and daughter, Grace (11).

**CHRIS BANDURA** DIRECTOR OF MEDIA RELATIONS



Chris Bandura enters his ninth season with the organization and third as the Sabres' Director of Media Relations after spending his first six seasons as the team's Media Relations Coordinator. As the primary contact between the team and the media at home and on the road, Bandura is responsible for arranging interviews, coordinating press conferences and assisting in game-day operations. Bandura also oversees the day-to-day operations of the public relations staff. Before joining the Sabres, Bandura spent two years as the Media Relations Coordinator for the Rochester Sports Group, which included the Rochester Americans hockey team (AHL), Rochester Raging Rhinos soccer team (USL First Division), Rochester Knighthawks (NLL) and Rochester Rattlers (MLL). Prior to his stint in Rochester, Bandura was the Vice President of Operations for the Columbus Landsharks of the National Lacrosse League (2001-2003). He has also spent time in the NLL Front Office as the Director of Media Relations (1999-00). A 1999 graduate of Utica College of Syracuse University, Bandura was born and raised in Cheektowaga, NY. He and his wife, Kimberly, reside in West Seneca, N.Y., with their daughter Rosalie and son Charlie.

**IAN OTT** COORDINATOR OF PUBLIC RELATIONS



Ian Ott begins his fifth season as member of the Buffalo Sabres public relations department. Ott served as a graduate assistant during the 2010-11 season before joining the team on a permanent basis in July 2011. Some of Ott's primary duties include overseeing press box operations, serving as the editor for team publications and preparing game notes. He is also responsible for overseeing media relations efforts for the Buffalo Bandits (NLL). A graduate of SUNY Oswego, Ott worked for the Oswego State Sports Information Department and the school's newspaper, The Oswegonian, while earning a bachelor's degree in journalism. A native of Western New York, Ott currently resides in Cheektowaga, N.Y.

**MARC HEINTZMAN** COORDINATOR OF PUBLIC RELATIONS



Marc Heintzman is entering his fourth season in the Buffalo Sabres public relations department. Prior to joining the Sabres, Heintzman spent time working with the Buffalo Bills media relations department, as well as the communications department of NBC Sports at the 2010 Winter Olympic Games in Vancouver. He holds a degree in public relations from the S.I. Newhouse School of Public Communications at Syracuse University, where he also worked for four years as an intern in the Athletic Communications office. Heintzman was born and raised in Williamsville, N.Y.

**CHRIS DIERKEN** GRADUATE ASSISTANT



Chris Dierken returns to Buffalo for his second season with the Sabres after spending the 2012-13 season as an intern with the public relations department. Before re-joining the Sabres, Dierken spent time with the Buffalo Bills' media relations department and served as the communications coordinator for the Reno Aces Baseball Club, the Triple-A affiliate of the Arizona Diamondbacks. He graduated with a journalism degree from SUNY Buffalo State in 2013, where he was the sports editor of the school's newspaper, The Record, and worked in the Sports Information Department. Dierken was born and raised in Tonawanda, N.Y.



WE ARE HOCKEY  
WE ARE BUFFALO



2014-15 BUFFALO SABRES  
**THE PLAYERS**







# 61

# DEFENSEMAN ANDRE **BENOIT**

ANDRE **BENOIT**

Born **January 6, 1984** in St. Albert, Ontario **5 ft 11 in 190 lbs**



### CAREER GAME HIGHS:

- Goals:** 1, (10x). Most recent: 4/3/14 vs. NYR
- Assists:** 2, (4x). Most recent: 1/11/14 at MIN
- Points:** 3, 11/21/13 at PHX (1+2)
- Penalty Minutes:** 4, 3/27/14 vs. VAN
- Longest Point Streak:** 2 games, (7x). Most recent: 3/25/14 at NSH to 3/27/14 vs. VAN (0+2)

### CAREER TRANSACTIONS:

Signed by Buffalo as an unrestricted free agent, July 23, 2014; Signed by Colorado as an unrestricted free agent, July 5, 2013; Signed by Ottawa as an unrestricted free agent, July 1, 2012; Signed by Spartak Moscow (KHL) as a free agent, August 11, 2011; Signed by Ottawa as an unrestricted free agent, August 6, 2010; Signed by Montreal as an unrestricted free agent, May 13, 2009; Signed by Tappara (SM-liiga) as a free agent, June 21, 2007; Signed by Montreal as a restricted free agent, January 9, 2006.

### SEASON STATS 2013-14

Games missed due to injury: one - wrist (11/16) • Finished third among Colorado defensemen in assists (21) and points (28) while appearing in a career-high 79 NHL games • His 79 games played were one behind Erik Johnson for the team lead among defensemen • Finished fourth among Avs blueliners in goals (7) • Ranked third on the club in ice time, averaging 20:12 per game • Scored two game-winning goals; four of his 10 career goals have been game winners • Logged a game-high 22:40 of ice time in his Avalanche debut vs. ANA (10/ 2) • Had two assists and was plus-3 at WSH (10/12) • Recorded a career-high three points (1+2) at PHX (11/21) • Logged a career-high 24:27 TOI and tied his career high with a plus-3 rating vs. DAL (12/16) • Appeared in his 100th NHL game on vs. PHX (2/28) • Scored his first career overtime goal at DET (3/6)... **2013-14 Playoffs:** Made his second career appearance in the Stanley Cup Playoffs • Was plus-3 and had an assist in the Avalanche's first-round series with Minnesota • Registered six shots and six PIM against the Wild.


### CAREER STATS

**2012-13:** Was Ottawa's nominee for the 2012-13 Bill Masterton Trophy • Two of his three goals were game-winners • Scored his first career NHL goal vs. NYI (2/19) • Skated in 34 games for Binghamton (AHL) prior to the NHL season, recording 25 points (9+16)... **2012-13 Playoffs:** Dressed in five playoff contests for the Senators, tallying three assists and a plus-4 rating • Had an assist in his Stanley Cup Playoff debut in Game 2 at MTL (5/3)... **2011-12:** Spent the season with Spartak Moscow of the Kontinental Hockey League • Ranked third among Spartak blueliners with 17 points (5+12) in 53 games... **2010-11:** Made his NHL debut vs. BOS (2/18) • Picked up his first NHL point (assist) vs. TOR (4/2) • Was named to the 2011 AHL Second All-Star Team • Finished second among AHL defensemen in scoring with 55 points (11+44) in 73 games • Skated in 23 AHL playoff contests, helping Binghamton capture the Calder Cup • Led all AHL defenders in playoff scoring with 18 points (3+15) • His 15 playoff assists led all defensemen and tied for the overall lead among all AHL skaters... **2009-10:** Appeared in 78 games for Hamilton (AHL), recording 36 points (6+30) and a plus-18 rating • Led all AHL defensemen in playoff scoring with 14 points (3+11) in 19 postseason contests as the Bulldogs advanced to the AHL's Western Conference Final... **2008-09:** Played for Sodertalje SK in Sweden, where he led all team defensemen with 20 points (4+16) in 54 contests... **2007-08:** Signed with Tappara Tampere in Finland, recording 38 points (12+26) and 96 penalty minutes in 54 games • His 38 points ranked second among team defensemen • Also skated in 11 postseason contests for Tappara, recording five points (2+3)... **2006-07:** Recorded 31 points (10+21) in 64 regular season games for Hamilton (AHL) • Helped the Bulldogs win the 2007 Calder Cup as AHL champions • Appeared in all 22 postseason contests for the Bulldogs, tallying 13 points (2+11) • Ranked fourth among AHL defenders in playoff scoring... **2005-06:** Spent his first professional season with Hamilton

### BENOIT vs. NHL

Team	GP	G	A	P	PIM
Anaheim	3	0	0	0	0
Arizona	3	1	2	3	2
Boston	8	1	1	2	0
Buffalo	4	0	1	1	0
Calgary	3	0	2	2	2
Carolina	4	0	1	1	0
Chicago	5	0	1	1	0
Colorado	0	0	0	0	0
Columbus	1	0	1	1	0
Dallas	5	1	0	1	2
Detroit	2	1	0	1	0
Edmonton	3	0	0	0	2
Florida	5	0	1	1	2
Los Angeles	3	1	0	1	0
Minnesota	5	0	3	3	0
Montreal	7	0	4	4	2
Nashville	4	0	1	1	0
New Jersey	3	0	0	0	0
N.Y. Islanders	5	1	3	4	4
N.Y. Rangers	5	2	0	2	0
Ottawa	2	1	0	1	0
Philadelphia	4	0	0	0	4
Pittsburgh	5	0	0	0	4
San Jose	4	0	1	1	2
St. Louis	4	0	0	0	2
Tampa Bay	3	0	0	0	2
Toronto	8	0	2	2	2
Vancouver	3	0	1	1	6
Washington	2	0	2	2	0
Winnipeg	7	1	2	3	2

NHL Totals 120 10 29 39 40





61

DEFENSEMAN  
ANDRE **BENOIT**

(AHL), appearing in 70 games • Finished second among Hamilton blueliners with 26 points (7+19)... **2004-05:** Led all Ontario Hockey League defensemen in scoring with 77 points (24+53) in 67 games during his fifth and final season with the Kitchener Rangers • Earned the Leo Lalonde Memorial Trophy as the best overage player in the OHL • Was named to the OHL First All-Star Team • His 77 points ranked second on the team • Ranked second on the club with 18 points (5+13) in 15 playoff games... **2003-04:** Finished second among OHL defensemen in scoring with 75 points (24+51) in 65 games en route to being named to the OHL Second All-Star Team • His 75 points ranked second on the Rangers • Was awarded the William Hanley Trophy, given to the OHL's Most Sportsmanlike

Player • Also dressed in five postseason games... **2002-03:** Helped Kitchener win the Robertson Cup as OHL champions and capture the 2003 Memorial Cup • Was the OHL's top scoring defenseman with 67 points (22+45) in 65 games • Recorded 17 points (1+16) in 21 playoff contests, ranking third among OHL defenders in playoff scoring • Added six points (1+5), tops among all defensemen, in four games at the Memorial Cup tournament as the Rangers won their first Memorial Cup since 1982... **2001-02:** Appeared in 62 games during his second season with Kitchener, tallying 45 points (13+32)... **2000-01:** Recorded 35 points (16+19) in 65 games during his rookie season with Kitchener.

## CAREER STATS

## Regular Season

## Playoffs

Season	Team	League	GP	G	A	P	+/-	PIM	PP	SH	GW	S	S%	GP	G	A	P	PIM
2000-01	Kitchener	OHL	65	16	19	35	--	37	--	--	--	--	--	--	--	--	--	--
2001-02	Kitchener	OHL	62	13	32	45	--	77	--	--	--	--	--	4	1	0	1	8
	Canada	WJ18	8	1	3	4	--	4	--	--	--	--	--	--	--	--	--	--
2002-03	Kitchener	OHL	65	22	45	67	--	77	--	--	--	--	--	21	1	16	17	16
2003-04	Kitchener	OHL	65	24	51	75	--	67	--	--	--	--	--	5	1	1	2	6
2004-05	Kitchener	OHL	67	24	53	77	--	72	--	--	--	--	--	15	5	13	18	6
2005-06	Hamilton	AHL	70	7	19	26	--	60	--	--	--	--	--	--	--	--	--	--
2006-07	Hamilton	AHL	64	10	21	31	15	41	6	0	4	--	--	22	2	11	13	22
2007-08	Tappara	Finland	54	12	26	38	--	96	--	--	--	--	--	11	2	3	5	10
2008-09	Sodertalje SK	Sweden	54	4	16	20	--	34	--	--	--	--	--	10	0	2	2	10
2009-10	Hamilton	AHL	78	6	30	36	18	63	3	1	2	--	--	19	3	11	14	8
<b>2010-11</b>	<b>Ottawa</b>	<b>NHL</b>	<b>8</b>	<b>0</b>	<b>1</b>	<b>1</b>	<b>-1</b>	<b>6</b>	<b>0</b>	<b>0</b>	<b>0</b>	<b>17</b>	<b>0.0</b>	--	--	--	--	--
	Binghamton	AHL	73	11	44	55	2	53	7	0	2	166	6.6	23	3	15	18	14
2011-12	Spartak Moscow	KHL	53	5	12	17	34	-1	--	--	--	--	--	--	--	--	--	--
<b>2012-13</b>	<b>Ottawa</b>	<b>NHL</b>	<b>33</b>	<b>3</b>	<b>7</b>	<b>10</b>	<b>-3</b>	<b>8</b>	<b>1</b>	<b>0</b>	<b>2</b>	<b>50</b>	<b>6.0</b>	<b>5</b>	<b>0</b>	<b>3</b>	<b>3</b>	<b>0</b>
	Binghamton	AHL	34	9	16	25	3	28	4	1	2	83	10.8	--	--	--	--	--
<b>2013-14</b>	<b>Colorado</b>	<b>NHL</b>	<b>79</b>	<b>7</b>	<b>21</b>	<b>28</b>	<b>2</b>	<b>26</b>	<b>1</b>	<b>0</b>	<b>2</b>	<b>113</b>	<b>6.2</b>	<b>7</b>	<b>0</b>	<b>1</b>	<b>1</b>	<b>6</b>
<b>NHL Totals</b>			<b>120</b>	<b>10</b>	<b>29</b>	<b>39</b>	<b>-2</b>	<b>40</b>	<b>2</b>	<b>0</b>	<b>4</b>	<b>180</b>	<b>5.6</b>	<b>12</b>	<b>0</b>	<b>4</b>	<b>4</b>	<b>6</b>





# 44

# NICOLAS DESLAURIERS

Born **February 22, 1991** in LaSalle, Quebec **6 ft** in **211 lbs**



### CAREER GAME HIGHS:

**Goals:** 1, 4/4/14 at DET  
**Assists:** N/A  
**Points:** 1, 4/4/14 at DET (1+0)  
**Penalty Minutes:** 9, 4/13/14 vs. NYI  
**Longest Point Streak:** N/A

### CAREER TRANSACTIONS:

Acquired by Buffalo from Los Angeles with Hudson Fasching in exchange for Brayden McNabb, Jonathan Parker, a second-round pick in the 2014 NHL Entry Draft and a second-round pick in the 2015 NHL Entry Draft, March 5, 2014; Selected by Los Angeles in the 3rd round (84th overall) of the 2009 NHL Entry Draft.

### SEASON STATS 2013-14

Converted from defense to left wing prior to the start of the season • Earned his second career fighting major in the season finale vs. NYI (4/13) • Scored his first NHL goal at DET (4/4) • Earned his first career fighting major at NSH (3/27) • Logged a season-high 17:08 TOI at CGY (3/18) • Made his NHL debut at FLA (3/7), recording four shots and four hits in 15:08 TOI • Finished first among Rochester skaters and tied for third in the AHL with 230 shots on goal • Registered his first point as an Amerk (assist) and logged 19:13 TOI in his Rochester debut vs. Toronto (4/11) • Led the Monarchs in goals and ranked second on the team in points at the time of the trade • Registered a six-game point streak (1+6) from 1/25-2/8 • Logged his first career multi-goal game and added an assist vs. Springfield (11/29)... **2014 Playoffs:** Scored a goal in his Amerks playoff debut in Game 1 vs. Chicago (4/25).


### CAREER STATS

**2012-13:** Ranked second among Manchester defensemen in points and second in assists • Led team defensemen with 80 penalty minutes • Set career-highs in goals (four), assists (19), points (23), shots on goal (131), and penalty minutes (80)... **2013 Playoffs:** Led the team with two goals and four points (2+2) in four games during the 2013 Calder Cup Eastern Conference Quarterfinals • Tied for second on the Monarchs with two assists in the playoffs • Registered a point in all four playoff games... **2011-12:** Registered a goal and 13 assists for 14 points in 68 games with the Monarchs during his rookie season in • Made his AHL debut against the Springfield Falcons (10/7) • Recorded his first AHL points (0+2) vs. Providence (12/3) • Scored his first AHL goal vs. Portland (1/15)... **2012 Playoffs:** Collected seven penalty minutes in four games... **2010-11:** Led Gatineau defensemen in goals (13), assists (30), points (43), power-play goals (six) and plus/minus rating (plus-22) • Ranked fourth on the team with 43 points • Set a career high in goals (13) and tied a career-high in plus/minus (plus-22)... **2011 Playoffs:** Registered 20 points (5+15) in 24 playoff games • Ranked first in points (20), tied for third in goals (five), ranked first in assists (15), tied for second in power play assists (eight), and ranked fourth in plus/minus (plus-9) among QMJHL... **2009-10:** Ranked second in points (45), first in assists (36), tied for third in goals (nine), third in power-play goals (4), second in plus/minus (plus-22) and first in shots (192) among Huskies defensemen... **2010 Playoffs:** Helped Rouyn-Noranda advance to the 2010 QMJHL Quarterfinals with eight points (2+6) • Led the club in plus/minus (plus-3) during the playoffs... **2008-09:** Ranked second among Rouyn-Noranda defensemen in goals (11), assists (19), points (30), power-play goals (4) and plus-minus (plus-3) • Finished third overall on the club with 80 penalty minutes and 134 shots • Tied for third on the club with two shorthanded goals... **2009 Playoffs:** Registered four points (2+2) in six playoff games.

### DESLAURIERS vs. NHL

Team	GP	G	A	P	PIM
Anaheim	0	0	0	0	0
Arizona	0	0	0	0	0
Boston	0	0	0	0	0
Calgary	1	0	0	0	0
Carolina	1	0	0	0	0
Chicago	1	0	0	0	0
Colorado	0	0	0	0	0
Columbus	0	0	0	0	0
Dallas	0	0	0	0	0
Detroit	2	1	0	1	0
Edmonton	1	0	0	0	0
Florida	1	0	0	0	0
Los Angeles	0	0	0	0	0
Minnesota	0	0	0	0	0
Montréal	2	0	0	0	2
Nashville	2	0	0	0	7
New Jersey	0	0	0	0	0
N.Y. Islanders	2	0	0	0	9
N.Y. Rangers	0	0	0	0	0
Ottawa	0	0	0	0	0
Philadelphia	1	0	0	0	0
Pittsburgh	0	0	0	0	0
San Jose	0	0	0	0	0
St. Louis	1	0	0	0	0
Tampa Bay	1	0	0	0	0
Toronto	0	0	0	0	0
Vancouver	1	0	0	0	0
Washington	0	0	0	0	0
Winnipeg	0	0	0	0	0

NHL Totals **17** **1** **0** **1** **18**







# 44

# LEFT WING NICOLAS DESLAURIERS

CAREER STATS			Regular Season											Playoffs				
Season	Team	League	GP	G	A	P	+/-	PIM	PP	SH	GW	S	%	GP	G	A	P	PIM
2006-07	Chateauguay	QAAA	43	2	10	12	--	28	--	--	--	--	--	3	1	0	1	4
2007-08	Rouyn-Noranda	QMJHL	42	2	7	9	-7	38	0	0	--	--	--	4	0	0	0	0
2008-09	Rouyn-Noranda	QMJHL	68	11	19	30	3	80	4	2	--	--	--	6	2	2	4	8
2009-10	Rouyn-Noranda	QMJHL	65	9	36	45	22	72	4	0	1	--	--	11	2	6	8	2
2010-11	Gatineau	QMJHL	48	13	30	43	22	53	6	0	4	155	8.4	24	5	15	20	19
2011-12	Manchester	AHL	65	1	13	14	-14	67	1	0	0	86	1.2	4	0	0	0	7
2012-13	Manchester	AHL	63	4	19	23	-14	80	3	0	1	131	3.0	4	2	2	4	2
2013-14	Manchester	AHL	60	18	21	39	3	76	2	0	3	217	8.3	--	--	--	--	--
	Buffalo	NHL	17	1	0	1	-10	18	0	0	0	30	3.3	--	--	--	--	--
	Rochester	AHL	5	1	2	3	0	9	0	0	0	13	7.7	5	1	1	2	9
<b>NHL Totals</b>			17	1	0	1	-10	18	0	0	0	30	3.3	--	--	--	--	--
<b>Buffalo Totals</b>			17	1	0	1	-10	18	0	0	0	30	3.3	--	--	--	--	--







# 63

# LEFT WING

## TYLER ENNIS

Born **October 6, 1989** in Edmonton, Alberta **5 ft 9 in 165 lbs**



### CAREER GAME HIGHS:

**Goals:** 2, (5x). Most recent: 4/1/14 vs. NJD  
**Assists:** 3, (2x). Most recent: 3/14/12 vs. COL  
**Points:** 3, (6x). Most recent: 2/7/13 vs. MTL (1+2)  
**Penalty Minutes:** 12, 3/25/14 at MTL  
**Longest Point Streak:** 6 games, 1/12/14 at WSH to 1/23/14 vs. CAR (3+4)

### CAREER TRANSACTIONS:

Selected by Buffalo in the 1st round (26th overall) of the 2008 NHL Entry Draft.

### SEASON STATS 2013-14

Games missed due to injury: two - undisclosed (2/26-2/28) • Led all Sabres skaters in goals (21), finishing second in points (43) • Career-best six-game point streak (3+4) from 1/12-1/23 • Recorded two assists during a career-high 25:13 TOI vs. CBJ (1/18) • His goal 10 seconds into the game vs. STL (11/19) was the quickest Sabres goal to start a game since Drew Stafford scored 10 seconds in on Jan. 27, 2009 at EDM • Skated in his 200th career game at TBL (10/26).

### CAREER STATS

**2012-13:** Games missed due to injury: one - upper body (3/12) • Tied for most assists (21) among all Sabres skaters • Led all Sabres forwards in average power play TOI (3:22) • Recorded seven points (3+4) over a six game span (2/5-2/15) and eight points (2+6) over a seven game span (3/17-3/30) • Tied career high with three points (1+2) vs. MTL (2/7) • Logged a career-high 24:12 TOI vs. TOR (3/21), tallying a goal and an assist for his seventh of eight multi-point games • Registered a four-game point-streak (1+4, 4/14-4/22)... **2011-12:** Games missed due to injury: 34; 17 - ankle (10/25-12/2), 17 - ankle (12/20-1/24) • Sabres were 15-3-5 when Ennis recorded at least one point and 7-1-1 when he had a multi-point game • Sabres were 27-13-8 with Ennis in the lineup • Led all Sabres with a plus-11 rating • Career-best five-game point streaks from 2/24-3/3 (1+4) and 3/10-3/19 (4+5) • Four-game point streak (3+4) from 3/27-4/3 • Recorded 27 points (11+16) in 26 games from 2/16-4/3 • Tied career high with three points (0+3) vs. COL (3/14), his fourth career three-point game • Scored two goals vs. MTL (3/12), his third career multi-goal game • Played 100th career NHL game vs. DET (12/2)... **2010-11:** Appeared in all 82 games • Ranked fourth in rookie scoring with 49 points (20+29) • First Sabres rookie to score 20 goals since Thomas Vanek (25, 2005-06) • Most points by a Sabres rookie since Derek Plante (56, 1993-94) • Scored two goals, including the game-winner, vs. ANA (12/21) • Scored three goals in four games from 11/10-11/15 • Scored game-deciding goal on first career shootout attempt at TOR (11/6), again vs. BOS (1/1) • Sabres were 14-2-2 when Ennis scored at least one goal, 12-1-1 in his multi-point games... **2011 Playoffs:** Recorded an assist and two hits in Game 4 vs. PHI (4/20) • Registered first career multi-goal playoff game (2+0), including OT goal in Game 5 at PHI (4/22) • Extended his point streak to three games with an assist in Game 6 vs. PHI (4/24)... **2009-10:** Named 2009-10 AHL Rookie of the Year • Named to 2009-10 AHL All-Rookie Team • Scored first AHL goal and assist in four-point performance (3+1) vs. Hartford (10/16) • Scored first career NHL goal in NHL debut at PHI (11/27); 21st Sabres skater to score in his debut, and first since Denis Hamel on 1/6/00 • Named MVP of 2010 AHL All-Star Game after tallying three points (1+2) for the Canadian All-Stars • Registered first career three-assist game at MAN (1/12) • Recalled to Buffalo on an emergency basis (3/27) • Recorded a three-point game (1+2) vs. NYR (4/6)... **2010 Playoffs:** Made NHL playoff debut vs. BOS (4/15) • Registered first NHL playoff point (assist) vs. BOS (4/17) • Scored first NHL playoff goal vs. BOS (4/23)... **2008-09:** Named alternate captain for Medicine Hat (WHL) • Tied career high with team-high 43 goals • Led all Medicine Hat skaters with 85 points • Led team in playoff scoring with 19 points (8+11) • Selected to WHL East Division First All-Star Team and named WHL Most Sportsmanlike Player for second consecutive year • Represented Team Canada at 2010 World Junior Championship • Scored seven points (3+4) in

### ENNIS vs. NHL

Team	GP	G	A	P	PIM
Anaheim	5	2	1	3	0
Arizona	3	2	0	2	0
Boston	21	4	9	13	4
Calgary	3	0	0	0	0
Carolina	12	3	3	6	6
Chicago	4	0	2	2	2
Colorado	4	0	4	4	2
Columbus	5	2	4	6	4
Dallas	4	2	2	4	0
Detroit	6	0	0	0	2
Edmonton	3	0	1	1	2
Florida	15	3	7	10	2
Los Angeles	4	0	1	1	0
Minnesota	4	0	0	0	0
Montreal	21	7	6	13	22
Nashville	4	2	1	3	0
New Jersey	12	4	3	7	12
N.Y. Islanders	12	4	5	9	4
N.Y. Rangers	14	4	9	13	10
Ottawa	17	7	5	12	6
Philadelphia	14	3	5	8	2
Pittsburgh	14	3	2	5	4
San Jose	4	1	3	4	0
St. Louis	3	1	1	2	4
Tampa Bay	15	1	6	7	4
Toronto	19	6	7	13	4
Vancouver	4	3	0	3	2
Washington	11	2	8	10	4
Winnipeg	10	3	2	5	6

NHL Totals 267 69 97 166 108







# 63

# LEFT WING

## TYLER ENNIS

six games, helping Canada to a gold medal... **2007-08:** Led Medicine Hat skaters in all scoring categories, setting career-high marks in each (43+48) • Participated in the 2008 Top Prospects Game • Scored a goal while serving as alternate captain for Team WHL at

the 2008 Canada-Russia Challenge • Tied for team lead with four playoff points (0+4) • Nominated to WHL East Division First All-Star Team • Named WHL Most Sportsmanlike Player.

CAREER STATS			Regular Season										Playoffs					
Season	Team	League	GP	G	A	P	+/-	PIM	PP	SH	GW	S	S%	GP	G	A	P	PIM
2005-06	Medicine Hat	WHL	43	3	7	10	-1	10	2	0	--	--	--	7	0	0	0	0
2006-07	Medicine Hat	WHL	71	26	24	50	1	30	13	0	--	--	--	22	8	4	12	6
2007-08	Medicine Hat	WHL	70	43	48	91	11	42	15	0	--	--	--	5	0	4	4	6
2008-09	Medicine Hat	WHL	61	43	42	85	11	21	13	2	--	--	--	11	8	11	19	10
	Canada	WJC	6	3	4	7	1	0	--	--	--	--	--	--	--	--	--	--
2009-10	Portland	AHL	69	23	42	65	-1	12	9	0	--	184	12.5	--	--	--	--	--
	Buffalo	NHL	10	3	6	9	1	6	0	0	0	23	13.0	6	1	3	4	0
2010-11	Buffalo	NHL	82	20	29	49	0	30	5	0	1	210	9.5	7	2	2	4	4
2011-12	Buffalo	NHL	48	15	19	34	11	14	2	0	1	82	18.3	--	--	--	--	--
2012-13	Buffalo	NHL	47	10	21	31	-14	16	2	0	0	108	9.3	--	--	--	--	--
	Langnau	Swiss-A	9	3	5	8	-5	0	--	--	--	--	--	--	--	--	--	--
2013-14	Buffalo	NHL	80	21	22	43	-25	42	6	0	0	210	10.0	--	--	--	--	--
<b>NHL Totals</b>			<b>267</b>	<b>69</b>	<b>97</b>	<b>166</b>	<b>-27</b>	<b>108</b>	<b>15</b>	<b>0</b>	<b>2</b>	<b>633</b>	<b>10.9</b>	<b>13</b>	<b>3</b>	<b>5</b>	<b>8</b>	<b>4</b>
<b>Buffalo Totals</b>			<b>267</b>	<b>69</b>	<b>97</b>	<b>166</b>	<b>-27</b>	<b>108</b>	<b>15</b>	<b>0</b>	<b>2</b>	<b>633</b>	<b>10.9</b>	<b>13</b>	<b>3</b>	<b>5</b>	<b>8</b>	<b>4</b>








# 1

# GOALTENDER

# JHONAS ENROTH

Born **June 25, 1988** in Stockholm, Sweden **5 ft 10 in 162 lbs**

## ENROTH vs. NHL



### CAREER GAME HIGHS:

- Most Shots Faced:** 46, 12/31/11 vs. OTT
- Most Saves:** 44 (2x), Most recent: 10/25/13 at FLA
- Most Saves in Shutout:** 34, 11/18/11 at CAR
- Longest Shutout Sequence:** 107:39, 10/27/11 vs. CBJ to 11/4/11 vs. CGY
- Most Goals Allowed:** 6 (3x), Most recent: 11/2/13 vs. ANA
- Longest Winning Streak:** 4 games, 2/15/11 at MTL to 3/30/11 vs. NYR

Team	GP	GA	SO	W	L	O	GAA
Anaheim	2	6	0	0	1	0	4.50
Arizona	1	3	0	0	1	0	3.05
Boston	8	26	0	1	4	2	3.87
Calgary	2	3	0	1	0	1	1.49
Carolina	4	10	1	2	2	0	2.49
Chicago	2	8	0	0	2	0	4.07
Colorado	1	2	0	0	0	0	6.00
Columbus	3	9	0	2	1	0	4.78
Dallas	1	3	0	0	1	0	3.00
Detroit	2	3	0	0	1	0	1.89
Edmonton	1	3	0	0	1	0	3.05
Florida	2	2	0	1	0	1	0.96
Los Angeles	1	2	0	0	1	0	2.07
Minnesota	2	4	0	1	1	0	2.02
Montreal	7	14	0	3	2	0	2.58
Nashville	1	3	0	0	1	0	3.05
New Jersey	4	12	0	1	1	1	3.03
N.Y. Islanders	3	8	0	0	3	0	2.71
N.Y. Rangers	5	12	1	2	2	1	2.56
Ottawa	6	16	0	3	2	1	2.60
Philadelphia	5	10	1	1	2	0	2.50
Pittsburgh	4	9	0	1	3	0	2.58
San Jose	1	2	0	1	0	0	2.00
St. Louis	0	0	0	0	0	0	0.00
Tampa Bay	4	7	0	3	0	1	1.74
Toronto	2	6	0	1	1	0	2.93
Vancouver	0	0	0	0	0	0	0.00
Washington	4	14	0	1	0	3	3.37
Winnipeg	3	6	0	0	2	1	2.01

### CAREER TRANSACTIONS:

Selected by Buffalo in the 2nd round (46th overall) of the 2006 NHL Entry Draft.

### SEASON STATS 2013-14

Games missed due to injury: 14 - sprained MCL (3/18-4/13) • Tied his career high with 44 saves and earned his first victory of the season at FLA (10/25) • Finished with 43 saves at TBL (3/6) • Won a silver medal with Team Sweden at the 2014 Winter Olympics in Sochi, Russia.

### CAREER STATS

**2012-13:** In his final six starts of the season, compiled a record of 4-1-1 with a 1.47 goals against average and .956 save percentage • Made a season-high 37 saves vs. WPG (4/22), which included a save on an Evander Kane penalty shot • Made 29 saves vs. PHI (4/13) for his third career shutout and first since 11/18/11 at CAR; all three of his shutouts have been 1-0 Sabres victories • Made 32 saves vs. NYR (3/12) for his first win since 11/26/11 vs. WSH... **2011-12:** Named to the 2012 NHL All-Rookie Team • Led all NHL rookie goaltenders in games played (26), games started (22), saves (693) and shots against (756) • Second among NHL rookie goalies in wins (8) • Only Sabres player besides Jason Pominville to dress for every game • Recorded second career shutout with 34 saves at CAR (11/18)... **2010-11:** Went 9-2-2 in five recalls • Made 23 saves in first career NHL shutout vs. NYR (3/30) • Became first goaltender in NHL history to record each of his first three wins in a shootout • First career NHL win at TOR (11/6) • Was 20-17-2 with a .912 SV% and a 2.78 GAA in Portland (AHL)... **2011 Playoffs:** Made NHL playoff debut in relief of Ryan Miller in Game 6 vs. PHI (4/24)... **2009-10:** Recorded first NHL start at BOS (11/7), finishing with 33 saves on 37 shots in a losing effort • Won career-high 28 AHL games • Posted career-high fifth shutout with a 38-save performance at PRO (2/15)... **2008-09:** In 58 games played with Portland finished with a 26-23-6 record, 2.75 GAA, a .914 save percentage and three shutouts • Second among rookies in wins, and fourth in shutouts • Won six straight games from 10/25 to 11/14 • Did not play during four-game recall to Buffalo • Served as backup for three games (2/24-2/28), and was a healthy scratch for one (3/4)... **2007-08:** Sodertalje (SEL): Led all goaltenders with a 2.13 GAA in 27 games • Finalist for the league's Rookie of the Year award • Backstopped Sweden to a silver medal at the 2008 World Junior Championship; posted a record of 4-1 in the tournament, with a 2.33 GAA and .905 save percentage • Only loss was a 3-2 OT decision against Team Canada in the gold medal game.

### NHL Totals

<b>NHL Totals</b>	<b>81</b>	<b>74</b>	<b>3</b>	<b>25</b>	<b>35</b>	<b>12</b>	<b>2.75</b>
-------------------	-----------	-----------	----------	-----------	-----------	-----------	-------------

### CAREER STATS

Season	Team	League	Regular Season									Playoffs							
			GP	W	L	OT	GA	SO	GAA	SV%	MIN	GP	W	L	GA	SO	GAA	SV%	MIN
2003-04	Huddinge U18	Swe-U18	6	--	--	--	15	0	2.77	--	324	--	--	--	--	--	--	--	--
2004-05	Huddinge Jr.	Swe-Jr.	19	--	--	--	49	3	2.57	--	1144	3	--	--	6	1	1.93	--	186
	Huddinge U18	Swe-U18	2	--	--	--	5	0	2.40	--	125	--	--	--	--	--	--	--	--
2005-06	Huddinge	Swe-2	2	--	--	--	6	0	6.95	--	51	--	--	--	--	--	--	--	--
	Sodertalje Jr.	Swe-Jr.	39	--	--	--	86	1	2.17	--	2378	4	--	--	9	0	2.22	--	243
2006-07	Sodertalje U18	Swe-U18	2	--	--	--	5	0	2.50	--	120	--	--	--	--	--	--	--	--
	Sodertalje	Sweden	24	20	2	2	57	3	1.76	--	1938	--	--	--	--	--	--	--	--
	Sodertalje U20	Swe-J20	3	2	1	0	4	0	1.33	--	180	--	--	--	--	--	--	--	--
	Sweden	WJC	3	2	1	0	7	0	2.91	.887	144	--	--	--	--	--	--	--	--

Continued on next page





# 1

# GOALTENDER

# JHONAS ENROTH

### CAREER STATS

Season	Team	League	Regular Season									Playoffs							
			GP	W	L	OT	GA	SO	GAA	SV%	MIN	GP	W	L	GA	SO	GAA	SV%	MIN
2007-08	Sodertalje	Sweden	27	10	14	3	56	2	2.13	--	--	--	--	--	--	--	--	--	--
	Sweden	WJC	5	4	1	0	12	0	2.33	.905	--	--	--	--	--	--	--	--	--
	Sodertalje U20	Swe-J20	1	--	--	--	4	0	4.05	--	840	--	--	--	--	--	--	--	--
2008-09	Portland	AHL	58	26	23	6	157	3	2.75	.910	3424	5	1	4	10	1	2.27	.940	264
	Portland	AHL	48	28	18	1	110	5	2.37	.919	2781	--	--	--	--	--	--	--	--
2009-10	Buffalo	NHL	1	0	1	0	4	0	4.14	.892	58	--	--	--	--	--	--	--	--
	Portland	AHL	41	20	17	2	111	0	2.78	.912	2393	4	1	2	10	0	2.77	.912	217
2010-11	Buffalo	NHL	14	9	2	2	35	1	2.73	.907	769	1	0	0	1	0	3.53	.875	17
	Buffalo	NHL	26	8	11	4	63	1	2.70	.917	1399	--	--	--	--	--	--	--	--
2011-12	Sweden	WC	2	2	0	0	5	0	2.50	.868	120	--	--	--	--	--	--	--	--
	Buffalo	NHL	12	4	4	1	27	1	2.60	.919	623	--	--	--	--	--	--	--	--
2012-13	Almtuna	Swe-1	14	5	9	0	32	2	2.31	.917	832	--	--	--	--	--	--	--	--
	Sweden	WC	7	6	1	0	8	2	1.15	.956	418	--	--	--	--	--	--	--	--
	Huddinge IK	Swe-3	2	2	0	0	5	0	2.50	.889	120	--	--	--	--	--	--	--	--
2013-14	Buffalo	NHL	28	4	17	5	74	0	2.82	.911	1574	--	--	--	--	--	--	--	--
NHL Totals			81	25	35	12	74	3	2.75	.913	4425	1	0	0	1	0	3.53	.875	17
Buffalo Totals			81	25	35	12	74	3	2.75	.913	4425	1	0	0	1	0	3.53	.875	17







# 65

# CENTER BRIAN FLYNN

Born **July 26, 1988** in Lynnfield, Massachusetts **6 ft 0 in 180 lbs**



### CAREER GAME HIGHS:

- Goals:** 1, (12x), 2/28/14 vs. SJS
- Assists:** 1, (12x). Most recent: 3/27/14 at NSH
- Points:** 2, (2x). Most recent: 2/26/14 vs. BOS (1+1)
- Penalty Minutes:** 2, (7x). Most recent: 4/8/14 vs. DET
- Longest Point Streak:** 3 games, 3/7/13 at NJD to 3/12/13 vs. NYR (2+1)

### CAREER TRANSACTIONS:

Signed by Buffalo as a free agent, March 29, 2012.

### SEASON STATS 2013-14

Games missed due to injury: one - lower body (4/13) • Notched his first goal of the season and 11,000th in franchise history vs. MIN (10/14) • Tallied his first point of the season with an assist at DET (10/2) • Appeared in 52 straight games without taking a penalty to begin his career, finally taking his first penalty at NJD (11/30) • Scored in back-to-back games (2/26-2/28) • Registered his first career multi-point game with a shorthanded goal and an assist and was a plus-3 vs. BOS (12/19) • Logged a career-high 19:41 TOI and won eight of nine faceoffs vs. WSH (12/29) • Appeared in his 100th career NHL game at STL (4/3).

### CAREER STATS

**2012-13:** Appeared in 26 games with Buffalo, tallying 11 points (6+5) • Also played in 45 regular season games for Rochester (AHL), where he registered 32 points (16+16) and three playoff games, where he was held scoreless • Tied for first among Sabres skaters with a plus-6 rating • Registered four points (2+2) over a five-game span (4/2-4/11) • Logged a career-high 18:32 TOI vs. TBL (4/14), registering an assist • Tallied his first career shorthanded goal and logged a career-high 17:58 TOI vs. MTL (4/11) • Three game point-streak (2+1) from 3/7-3/12 • Notched his first NHL assist vs. NYR (3/12) • Tallied a goal for the second consecutive game and logged 16:52 TOI at PHI (3/10) • Scored his first NHL goal at NJD (3/7) • Made his NHL debut vs. NJD (3/2) • Recalled from Rochester (AHL) on 3/1; ranked 10th among AHL rookies in goals (16) and points (32) at time of recall... **2011-12:** Appeared in five games with Rochester (AHL), tallying one point (0+1) • Also played in 38 games as a senior at Maine for the Black Bears, finishing second on the team with 48 points • Served as a captain of the Black Bears • Selected to the Hockey East First-Team All Stars... **2010-11:** Suited up for 36 games at Maine, netting a team-high 20 goals and also amassing 36 points (20+16) • Scored points in 24 of Maine's 36 games • Received the Len Ceglarski Award, which is presented to the player most exemplifying the qualities of sportsmanship on the ice... **2009-10:** Appeared in 39 games for Maine, recording 47 points (19+28) • Named Hockey East Player of the Month for February after scoring 10 goals and adding five assists for 15 points • Had five goals and two assists in Maine's 8-4 victory over UMass Lowell (2/19), tying a school-record for goals in a game and setting a new mark for points in a game ... **2008-09:** Played in 38 games for Maine during his freshman season, collecting 25 points (12+13).

### FLYNN vs. NHL

Team	GP	G	A	P	PIM
Anaheim	2	0	0	0	0
Arizona	2	0	0	0	0
Boston	7	2	2	4	0
Calgary	2	0	0	0	0
Carolina	4	1	0	1	2
Chicago	2	0	0	0	0
Colorado	2	0	0	0	0
Columbus	3	0	0	0	0
Dallas	2	0	0	0	0
Detroit	4	0	1	1	2
Edmonton	2	0	0	0	0
Florida	4	0	0	0	0
Los Angeles	2	0	0	0	0
Minnesota	2	1	0	1	0
Montreal	7	1	0	1	0
Nashville	2	0	1	1	0
New Jersey	6	1	0	1	4
N.Y. Islanders	3	1	0	1	0
N.Y. Rangers	5	0	1	1	0
Ottawa	6	1	0	1	0
Philadelphia	4	1	0	1	2
Pittsburgh	5	0	1	1	0
San Jose	2	1	0	1	0
St. Louis	2	0	0	0	2
Tampa Bay	6	1	2	3	2
Toronto	6	0	0	0	0
Vancouver	2	0	1	1	0
Washington	5	1	1	2	0
Winnipeg	4	0	2	2	0

NHL Totals **105 12 12 24 14**



### CAREER STATS

Season	Team	League	Regular Season											Playoffs				
			GP	G	A	P	+/-	PIM	PP	SH	GW	S	%	GP	G	A	P	PIM
2008-09	Maine	H-EAST	38	12	13	25	-1	10	5	0	1	78	--	--	--	--	--	--
2009-10	Maine	H-EAST	39	19	28	47	7	12	8	1	1	128	--	--	--	--	--	--
2010-11	Maine	H-EAST	36	20	16	36	5	8	5	1	4	146	--	--	--	--	--	--
2011-12	Maine	H-EAST	40	18	30	48	18	37	7	0	4	161	--	--	--	--	--	--
	Rochester	AHL	5	0	1	1	-2	2	0	0	0	8	0.0	--	--	--	--	--
<b>2012-13</b>	<b>Buffalo</b>	<b>NHL</b>	<b>26</b>	<b>6</b>	<b>5</b>	<b>11</b>	<b>6</b>	<b>0</b>	<b>1</b>	<b>1</b>	<b>49</b>	<b>12.2</b>	--	--	--	--	--	
	Rochester	AHL	45	16	16	32	-3	18	6	0	2	99	16.2	3	0	0	0	4
<b>2013-14</b>	<b>Buffalo</b>	<b>NHL</b>	<b>79</b>	<b>6</b>	<b>7</b>	<b>13</b>	<b>-10</b>	<b>14</b>	<b>0</b>	<b>1</b>	<b>0</b>	<b>102</b>	<b>5.9</b>	--	--	--	--	--
<b>NHL Totals</b>			<b>105</b>	<b>12</b>	<b>12</b>	<b>24</b>	<b>-4</b>	<b>14</b>	<b>0</b>	<b>2</b>	<b>1</b>	<b>151</b>	<b>7.9</b>	--	--	--	--	--
<b>Buffalo Totals</b>			<b>105</b>	<b>12</b>	<b>12</b>	<b>24</b>	<b>-4</b>	<b>14</b>	<b>0</b>	<b>2</b>	<b>1</b>	<b>151</b>	<b>7.9</b>	--	--	--	--	--





# 82

# LEFT WING

## MARCUS FOLIGNO

Born **August 10, 1991** in Buffalo, New York **6 ft 2 in** **228 lbs**

### FOLIGNO vs. NHL



#### CAREER GAME HIGHS:

**Goals:** 2, (3x). Most recent: 3/12/13 vs. NYR  
**Assists:** 2, (5x). Most recent: 10/23/13 vs. BOS  
**Points:** 2, (10x). Most recent: 3/6/14 vs. TBL (1+1)  
**Penalty Minutes:** 17, 12/29/13 vs. WSH  
**Longest Point Streak:** 5 games, 3/10/12 at OTT to 3/19/12 at TBL (5+2)

Team	GP	G	A	P	PIM
Anaheim	2	0	0	0	0
Arizona	1	0	0	0	0
Boston	10	1	6	7	7
Calgary	2	0	0	0	6
Carolina	6	0	1	1	4
Chicago	2	0	0	0	0
Colorado	3	3	0	3	0
Columbus	3	1	0	1	4
Dallas	2	0	0	0	5
Detroit	2	0	0	0	0
Edmonton	2	0	0	0	2
Florida	7	1	2	3	17
Los Angeles	2	0	0	0	0
Minnesota	3	1	0	1	2
Montreal	11	0	4	4	11
Nashville	2	0	0	0	0
New Jersey	6	0	1	1	7
N.Y. Islanders	6	1	1	2	2
N.Y. Rangers	7	2	3	5	2
Ottawa	8	1	0	1	8
Philadelphia	6	0	0	0	6
Pittsburgh	6	0	0	0	2
San Jose	2	0	0	0	4
St. Louis	2	0	0	0	0
Tampa Bay	8	3	3	6	10
Toronto	10	2	6	8	14
Vancouver	2	0	1	1	2
Washington	7	1	3	4	17
Winnipeg	5	1	1	2	0

#### CAREER TRANSACTIONS:

Selected by Buffalo in the 4th round (104th overall) of the 2009 NHL Entry Draft.

#### SEASON STATS 2013-14

Games missed due to injury: seven; three - upper body (10/2-10/5), two - lower body (4/4-4/6), one - illness (12/23), 1 - undisclosed (1/15) • Registered three multi-point outings vs. BOS (10/23), vs. BOS (12/19) and at TBL (3/6) • Four game point-scoring streak (1+4, 10/19-10/26) • Logged an assist and a career-high 22:13 TOI at BOS (4/12) • Appeared in his 100th career game vs. FLA (1/9).

#### CAREER STATS

**2012-13:** Finished in the top 10 among NHL rookies with 108 hits (4th), 41 PIM (6th) and 13 assists (T-8th) • Scored two goals vs. NYR (3/12) • Registered a pair of assists vs. TOR (1/29) and vs. MTL (2/7) • Four-game point streak (1+4, 1/27-2/2) • Logged a career-high 21:46 TOI vs. FLA (2/3)... **2011-12:** Recorded 13 points (6+7) in first 14 career games during four recalls • Named NHL Rookie of the Month for March with 11 points (6+5) in 11 games • Shooting percentage of 26.1% ranked second among all NHL players with more than 10 shots • Became just the third active player with five or more goals in his first six NHL games, joining Evgeni Malkin (7) and Teemu Selanne (5) • Became the third player in Sabres history with seven or more points in his first six career games, joining Phil Housley (9) and Ray Sheppard (7) • Five-game point streak (5+2) from 3/10-3/19 • Notched first career multi-point game (2+0) vs. COL (3/14) • Scored his first career NHL point (goal) at OTT (3/10) • Named Rochester Americans Rookie of the Year • Ranked fourth among Americans skaters with 39 points (16+23) in 60 games; added three points (2+1) in three playoff games with the Amerks • Led all Amerks and placed fourth among AHL rookies with a plus-19 rating • Led Rochester with five game-winning goals... **2010-11:** Completed fourth season with the Sudbury Wolves (OHL), capturing career-highs in goals (23), assists (36) and points (59) to finish third on the team in scoring • Contributed three points (2+1) and a team-high 24 PIM in eight playoff games with Sudbury • Scored 11 goals on the power play, second most among Wolves skaters, while averaging 1.26 points per game • Finished first on the team and second in the league with five shorthanded goals • Named to the OHL's Second All-Star Team • Selected as OHL Eastern Conference's "Best Body Checker" in the OHL Coaches Poll • Named to Team Canada for the 2011 World Junior Championships in Buffalo, earning a Silver Medal; recorded two goals and two assists in seven games... **2009-10:** Posted career highs in games played (67) and penalty minutes (156), finishing second on the team and 10th in the league in that category • Collected 39 points (14+25) to place sixth on the team in scoring • Appeared in four OHL playoff games, recording three points (1+2)... **2008-09:** Had a productive sophomore season with the Wolves, registering 30 points (12+18) in 65 games... **2007-08:** One of Sudbury's top five rookies despite notching 11 points (5+6) in 66 games.

NHL Totals **135** **18** **32** **50** **132**







# 82

# LEFT WING

## MARCUS FOLIGNO

CAREER STATS			Regular Season										Playoffs					
Season	Team	League	GP	G	A	P	+/-	PIM	PP	SH	GW	S	S%	GP	G	A	P	PIM
2006-07	Sudbury	ON-Minor	30	21	15	36	--	70	--	--	--	--	--	--	--	--	--	--
2007-08	Sudbury	OHL	66	5	6	11	-28	38	0	0	--	--	--	--	--	--	--	--
2008-09	Sudbury	OHL	65	12	18	30	-21	96	5	0	--	--	--	6	1	2	3	9
2009-10	Sudbury	OHL	67	14	25	39	-3	156	3	1	--	--	--	4	1	1	2	6
2010-11	Sudbury	OHL	47	23	36	59	5	92	11	5	--	--	--	8	2	1	3	24
	Canada	WJC	7	2	2	4	2	2	1	0	0	--	--	--	--	--	--	--
2011-12	Rochester	AHL	60	16	23	39	19	78	2	0	5	110	14.5	3	2	1	3	4
	Buffalo	NHL	14	6	7	13	6	9	2	0	1	23	26.1	--	--	--	--	--
2012-13	Buffalo	NHL	47	5	13	18	-4	41	1	0	0	55	9.1	--	--	--	--	--
	Rochester	AHL	33	10	17	27	7	38	3	0	3	77	13.0	--	--	--	--	--
2013-14	Buffalo	NHL	74	7	12	19	-17	82	0	1	3	79	8.9	--	--	--	--	--
<b>NHL Totals</b>			<b>135</b>	<b>18</b>	<b>32</b>	<b>50</b>	<b>-15</b>	<b>132</b>	<b>3</b>	<b>1</b>	<b>4</b>	<b>157</b>	<b>11.5</b>	--	--	--	--	--
<b>Buffalo Totals</b>			<b>135</b>	<b>18</b>	<b>32</b>	<b>50</b>	<b>-15</b>	<b>132</b>	<b>3</b>	<b>1</b>	<b>4</b>	<b>157</b>	<b>11.5</b>	--	--	--	--	--








# 12

# RIGHT WING BRIAN GIONTA

Born **January 18, 1979** in Rochester, New York **5 ft 7 in 174 lbs**



### CAREER GAME HIGHS:

- Goals:** 3, 10/12/06 vs. TOR
- Assists:** 3, (4x). Most recent: 12/12/08 vs. NYR
- Points:** 4, (2x). Most recent: 12/12/08 vs. NYR (1+3)
- Penalty Minutes:** 6, 10/28/13 at NYR
- Longest Point Streak:** 15 games, 3/21/06 at PHI to 4/18/06 at MTL (12+13)

### CAREER TRANSACTIONS:

Signed by Buffalo as an unrestricted free agent, July 1, 2014; Signed by Montreal as an unrestricted free agent, July 1, 2009; Selected by New Jersey in the 3rd round (82nd overall) of the 1998 NHL Entry Draft.

### SEASON STATS 2013-14

Missed one game (personal reasons) • Registered his seventh career 40-point season • Recorded seven multi-point games • Was the 2013-14 Jacques Beauchamp-Molson Trophy recipient • Appeared in his 100th career playoff game in Game 1 at BOS (5/1) • Tallied seven points (1+6) in 17 playoff games.


### CAREER STATS

**2012-13:** Had a three-game point streak (2+1) from 1/19-1/24 • Produced two points (1+1) vs. WPG (4/4) • Scored two goals (including the game-winner) vs. TBL (4/18)... **2011-12:** Scored two goals vs. NYR (11/19) • Returned to action vs. TBL (1/7) after missing 11 games due to a lower-body injury suffered vs. VAN (12/8) • Suffered an injury to his biceps vs. STL (1/10)... **2010-11:** Had a five-game point streak (4+4) from 11/6-11/16 • Only player on the team to take part in all 82 games • Led the team with 29 goals, two shorthanded goals, six game-winning goals (tied with A. Kostitsyn) and a career-high 298 shots • Tied his career-best in the playoffs with two goals in Game 1 at BOS (4/14)... **2009-10:** Led Canadiens amongst forwards in November with a 21:29 average time on ice • Led the team in goals in March (8 goals, tied for ninth in the NHL) and April (3) • Tied for second in the NHL playoffs with four power play goals, ranked third with 70 shots and tied for seventh with nine goals ... **2008-09:** Reached the 300-point mark with a goal vs. PHI (3/1) • Tallied points (5+6) in a season-best eight straight games from 11/14-12/4 • Posted 10 multiple-point efforts... **2007-08:** Tied for the team lead with a six-game scoring streak from 11/17-11/30 (5+5) • Totaled eight multi-point games • Scored the Devils' first-ever goal at Prudential Center vs. OTT (10/27)... **2006-07:** Finished second among Devils skaters with 25 goals • Registered his first career hat trick in the team's home-opener vs. TOR (10/12)... **2005-06:** Named Devils' MVP as voted by his teammates • Posted the third-highest point total in a season in Devils history with 89 points • Led New Jersey with 291 shots on goal, including at least one shot in 80 of the teams' 82 games • Scored points (12+13) in a career-best 15 straight games, from 3/21 through the end of regular season • Had 26 multi-point games • Recorded a team-leading four goals for Team USA at the 2006 Olympic Games... **2004-05:** Signed with Iserlohn of the German Elite League but did not see any action... **2003-04:** Named Unsung Hero as voted by his teammates • Finished third on the squad with a plus-19 rating... **2002-03:** Played in 27 straight games to open the season, through 12/12 • Recorded points in four straight games (3/21-3/27)... **2001-02:** Signed with the Devils on June 2 • Made his pro debut with Albany in October at Providence • Finished eighth with the River Rats with 25 points in 37 games • Made his playoff debut in Game 1 of the ECQF at Carolina... **College:** A three-time finalist for the Hobey Baker Award during his four-year stay at Boston College • Named Hockey East Player of the Year in 2000-01.

### GIONTA vs. NHL

Team	GP	G	A	P	PIM
Anaheim	11	4	4	8	6
Arizona	10	2	4	6	6
Boston	46	13	12	25	20
Buffalo	44	10	12	22	16
Calgary	13	0	3	3	12
Carolina	35	10	16	26	8
Chicago	12	2	3	5	2
Colorado	10	2	4	6	2
Columbus	11	3	1	4	6
Dallas	11	5	4	9	0
Detroit	10	3	2	5	0
Edmonton	12	4	1	5	5
Florida	39	18	10	28	16
Los Angeles	11	2	4	6	0
Minnesota	9	5	3	8	4
Montreal	24	11	7	18	12
Nashville	12	3	2	5	4
New Jersey	13	2	4	6	6
N.Y. Islanders	55	14	13	27	22
N.Y. Rangers	55	18	18	36	38
Ottawa	42	18	11	29	22
Philadelphia	52	15	24	39	28
Pittsburgh	52	18	20	38	20
San Jose	9	2	3	5	6
St. Louis	12	6	4	10	2
Tampa Bay	38	13	13	26	8
Toronto	43	17	11	28	22
Vancouver	12	5	2	7	2
Washington	35	10	13	23	14
Winnipeg	38	14	8	22	14

**NHL Totals 776 249 236 485 323**





12

RIGHT WING

BRIAN **GIONTA**

## CAREER STATS

## Regular Season

## Playoffs

Season	Team	League	GP	G	A	P	+/-	PIM	PP	SH	GW	S	%	GP	G	A	P	PIM
1994-95	Rochester	EMJHL	28	52	37	89	--	--	--	--	--	--	--	--	--	--	--	--
1995-96	Niagara	MTJHL	51	47	44	91	--	59	--	--	--	--	--	--	--	--	--	--
1996-97	Niagara	MTJHL	50	57	70	127	--	101	--	--	--	--	--	6	6	11	17	21
1997-98	Boston College	H-East	40	30	32	62	--	44	--	--	--	--	--	--	--	--	--	--
1998-99	Boston College	H-East	39	27	33	60	--	46	--	--	--	--	--	--	--	--	--	--
	United States	WJC	6	6	5	11	--	6	--	--	--	--	--	--	--	--	--	--
1999-00	Boston College	H-East	42	33	23	56	--	66	--	--	--	--	--	--	--	--	--	--
	United States	WC	7	2	1	3	--	2	1	0	0	13	15.4	--	--	--	--	--
2000-01	Boston College	H-East	43	33	21	54	--	47	--	--	--	--	--	--	--	--	--	--
	United States	WC	9	2	0	2	--	6	--	--	--	--	--	--	--	--	--	--
2001-02	New Jersey	NHL	33	4	7	11	10	8	0	0	0	58	6.9	6	2	2	4	0
	Albany	AHL	37	9	16	25	0	18	1	0	0	--	--	--	--	--	--	--
2002-03	New Jersey	NHL	58	12	13	25	5	23	2	0	3	129	9.3	24	1	8	9	6
2003-04	New Jersey	NHL	75	21	8	29	19	36	0	0	8	174	12.1	5	2	3	5	0
2004-05	Albany	AHL	15	5	7	12	0	10	2	0	2	--	--	--	--	--	--	--
	United States	WC	7	2	1	3	--	6	--	--	--	--	--	--	--	--	--	--
2005-06	New Jersey	NHL	82	48	41	89	18	46	24	1	10	291	16.5	9	3	4	7	2
	United States	Olympics	6	4	0	4	--	2	--	--	--	--	--	--	--	--	--	--
2006-07	New Jersey	NHL	62	25	20	45	-3	36	11	0	4	194	12.9	11	8	1	9	4
2007-08	New Jersey	NHL	82	22	31	53	1	46	8	1	4	257	8.6	5	1	0	1	2
2008-09	New Jersey	NHL	81	20	40	60	12	32	3	3	1	248	8.1	7	2	3	5	4
2009-10	Montreal	NHL	61	28	18	46	3	26	10	0	3	237	11.8	19	9	6	15	14
2010-11	Montreal	NHL	82	29	17	46	3	24	7	2	6	298	9.7	7	3	2	5	0
2011-12	Montreal	NHL	31	8	7	15	-7	16	2	0	0	75	10.7	--	--	--	--	--
2012-13	Montreal	NHL	48	14	12	26	3	8	5	0	3	112	12.5	2	0	1	1	0
2013-14	Montreal	NHL	81	18	22	40	1	22	2	0	3	184	9.8	17	1	6	7	2
NHL Totals			776	249	236	485	65	323	74	7	45	2,257	11.0	112	32	36	68	34





# 28

# CENTER ZEMGUS GIRGENSONS

Born **January 5, 1994** in Rīga, Latvia **6 ft 1 in** **195 lbs**



### CAREER GAME HIGHS:

- Goals:** 2, 4/8/14 vs. DET
- Assists:** 2, 11/5/13 at SJS
- Points:** 2, (4x). Most recent: 4/8/14 vs. DET (2+0)
- Penalty Minutes:** 4, 1/23/14 vs. CAR
- Longest Point Streak:** 3 games, (2x). Most recent: 12/21/13 at BOS to 12/27/13 at TOR (1+2)

### CAREER TRANSACTIONS:

Selected by Buffalo in the first round (14th overall) of the 2012 NHL Entry Draft.

### SEASON STATS 2013-14

Games missed due to injury: 12; 11 - lower body (3/7-3/27), one - upper body (10/17) • Scored his first career goal and logged 11:23 TOI in his NHL debut at DET (10/2) • Notched a goal in regulation play as well as his first career shootout goal (GDG) vs. OTT (12/10) • Career-best three game point streak on two separate occasions (12/5-12/10 and 12/21-12/27) • Credited with a career-high 13 hits in 20:45 TOI at TOR (1/15) • Tallied a shorthanded goal and an assist at PHX (1/30) • Recorded a goal and an assist vs. BOS (2/26) • Logged his first career two-goal game vs. DET (4/8) • Led all forwards on either team with a career-high 23:00 at BOS (4/12) • Tallied two points (1+1) in five games for Team Latvia at the 2014 Winter Olympics.

### CAREER STATS

**2012-13:** Recorded 17 points (6+11) and 28 PIM in 61 games during his rookie campaign with the Amerks • Named Most Improved Player as voted by his Amerks teammates • Scored a short-handed goal and added an assist at Albany (4/7) • Missed 10 games (1/16-2/15) with an injury; returned to the lineup against Hershey on 2/17 • Registered his first career multi-point game with a pair of assists against Hamilton (1/11) • Missed five games (11/28-12/08) with an injury; returned the lineup against Abbotsford (12/11) • Scored his first professional goal against Hamilton (11/2) • Recorded his first professional point (assist) against Binghamton (10/16) • Made his professional debut against Syracuse (10/12), skating for 9:26 of ice time • Scored a team-high three goals and was a point-per-game player in the 2013 postseason • Netted a pair of goals in his professional playoff debut in Game 1 of the Western Conference Quarterfinals at Toronto (4/27)...

**2011-12:** Completed his second season with the Dubuque Fighting Saints (USHL), serving as team captain • Set career-highs in every offensive category while appearing in just 49 games • Led the Fighting Saints in goals (24), power play goals (5), game-winning goals (6), points (55), plus/minus (+17) and shots on goal (166) • Recorded a team-best 14 power-play points (5+9) • Ranked second on the team with 31 assists • Placed fourth among USHL skaters with six game-winning tallies • Scored eight goals over his last seven games, beginning with his first career hat trick at Tri-City (3/24) • Posted a career-best six-game point streak (2+6) from 2/4-2/18 • Notched a team-high 17 multi-point games • Scored goals in five straight games from 10/22-11/05, recording 10 points (6+4) in that span • Represented Latvia at the 2012 World Junior Championship...

**2010-11:** As a rookie, finished third on the team in scoring with 49 points (21+28) • Ranked second among Dubuque skaters with 24 points (9+15) on the power play • Placed second among Dubuque forwards with six game-winning tallies • Added eight points (3+5) in 11 playoff appearances, helping the Fighting Saints to their first Clark Cup championship since the 1984-85 season • Represented Dubuque at the 2011 USHL All-Star Game, earning a spot with the Western Conference squad • Totaled 17 multi-point games, including six in a row from 1/21-3/4 (5+9) • Scored his first career goal in his Fighting Saints debut at Omaha (10/1)...

**2009-10:** Ranked sixth on the team in scoring after collecting 28 points (11+17) in 23 games with the Green Mountain Glades (EJHL) • Represented Latvia at the 2012 World Junior Championship.

### GIRGENSONS vs. NHL

Team	GP	G	A	P	PIM
Anaheim	2	0	0	0	0
Arizona	2	1	2	3	0
Boston	5	2	1	3	2
Calgary	1	0	1	1	0
Carolina	2	0	0	0	4
Chicago	1	0	0	0	2
Colorado	2	0	0	0	0
Columbus	3	0	0	0	0
Dallas	2	0	0	0	2
Detroit	4	3	0	3	2
Edmonton	1	0	1	1	0
Florida	3	0	0	0	0
Los Angeles	2	0	0	0	0
Minnesota	2	0	1	1	0
Montreal	2	1	0	1	0
Nashville	0	0	0	0	0
New Jersey	3	0	0	0	0
N.Y. Islanders	2	0	0	0	0
N.Y. Rangers	3	0	1	1	2
Ottawa	4	1	0	1	0
Philadelphia	3	0	0	0	0
Pittsburgh	3	0	0	0	0
San Jose	2	0	3	3	0
St. Louis	2	0	0	0	0
Tampa Bay	4	0	1	1	0
Toronto	5	0	3	3	0
Vancouver	0	0	0	0	0
Washington	3	0	0	0	0
Winnipeg	2	0	0	0	0

NHL Totals **70** **8** **14** **22** **14**







# 28

# CENTER ZEMGUS GIRGENSONS

CAREER STATS			Regular Season										Playoffs					
Season	Team	League	GP	G	A	P	+/-	PIM	PP	SH	GW	S	%	GP	G	A	P	PIM
2009-10	Green Mountain	EMJHL	19	17	12	29	--	6	--	--	--	--	--	--	--	--	--	--
	Green Mountain	EJHL	23	11	17	28	--	13	--	--	--	--	--	2	0	2	2	0
2010-11	Dubuque	USHL	51	21	28	49	7	46	9	4	6	--	--	11	3	5	8	8
2011-12	Dubuque	USHL	49	24	31	55	17	69	5	0	6	--	--	2	2	2	4	0
	Latvia	WJC	5	1	0	1	-3	0	1	0	0	--	--	--	--	--	--	--
2012-13	Rochester	AHL	61	6	11	17	-7	28	1	1	0	91	6.6	3	3	0	3	0
2013-14	<b>Buffalo</b>	<b>NHL</b>	<b>70</b>	<b>8</b>	<b>14</b>	<b>22</b>	<b>-6</b>	<b>14</b>	<b>0</b>	<b>1</b>	<b>1</b>	<b>115</b>	<b>7.0</b>	--	--	--	--	--
	Latvia	WC	6	2	0	2	1	29	--	--	--	--	--	--	--	--	--	--
	Latvia	Olympics	5	1	1	2	-2	2	--	--	--	--	--	--	--	--	--	--
<b>NHL Totals</b>			<b>70</b>	<b>8</b>	<b>14</b>	<b>22</b>	<b>-6</b>	<b>14</b>	<b>0</b>	<b>1</b>	<b>1</b>	<b>115</b>	<b>7.0</b>	--	--	--	--	--
<b>Buffalo Totals</b>			<b>70</b>	<b>8</b>	<b>14</b>	<b>22</b>	<b>-6</b>	<b>14</b>	<b>0</b>	<b>1</b>	<b>1</b>	<b>115</b>	<b>7.0</b>	--	--	--	--	--







# 4

# DEFENSEMAN


## JOSH GORGES

JOSH

GORGES

Born **August 14, 1984** in Kelowna, British Columbia **6 ft 1 in 198 lbs**

### GORGES vs. NHL



#### CAREER GAME HIGHS:

**Goals:** 1, (14x). Most recent: 10/12/13 at VAN  
**Assists:** 2, (4x). Most recent: 1/16/14 at OTT  
**Points:** 2, (7x). Most recent: 1/16/14 at OTT (0+2)  
**Penalty Minutes:** 5, (7x). Most recent: 2/9/13 vs. TOR  
**Longest Point Streak:** 3 games, (4x). Most recent: 10/12/13 at VAN to 10/17/13 vs. CBJ (1+2)

Team	GP	G	A	P	PIM
Anaheim	16	0	4	4	4
Arizona	17	1	2	3	4
Boston	32	0	6	6	12
Buffalo	34	2	4	6	10
Calgary	12	0	0	0	10
Carolina	20	1	6	7	6
Chicago	10	0	1	1	6
Colorado	10	0	2	2	2
Columbus	12	0	2	2	12
Dallas	18	0	2	2	14
Detroit	13	1	0	1	2
Edmonton	15	0	4	4	6
Florida	22	0	1	1	12
Los Angeles	16	0	3	3	8
Minnesota	9	0	0	0	4
Montréal	1	0	0	0	0
Nashville	10	0	2	2	0
New Jersey	23	1	1	2	4
N.Y. Islanders	26	1	3	4	6
N.Y. Rangers	22	0	2	2	13
Ottawa	35	0	7	7	27
Philadelphia	25	0	5	5	17
Pittsburgh	25	0	5	5	12
San Jose	6	1	0	1	2
St. Louis	14	0	0	0	9
Tampa Bay	23	0	3	3	9
Toronto	36	2	9	11	18
Vancouver	13	1	1	2	4
Washington	23	2	3	5	8
Winnipeg	22	1	6	7	8

#### CAREER TRANSACTIONS:

Acquired by Buffalo from Montreal in exchange for a 2nd-round pick in 2016, July 1, 2014; Acquired by Montreal from San Jose with a 1st-round pick in 2007 in exchange for Craig Rivet and a 5th-round pick in 2008, February 25, 2007; Signed by San Jose as a restricted free agent, September 20, 2002.

#### SEASON STATS 2013-14

Played his 400th NHL game vs. PHI (10/5) • Scored a goal and blocked six shots at VAN (10/12) • Tied a personal-high with two assists at WSH (11/22) and at TOR (1/18) • Recorded an assist and seven blocked shots vs. CAR (1/28) • Missed 15 games with a hand injury suffered vs. TOR (3/1); returned to action with an assist and six hits at CHI (4/9).

#### CAREER STATS

**2012-13:** Recorded an assist and a plus-2 differential vs. PHI (2/16) and at NYR (2/19) • Registered 2 points (1+1) and a plus-2 differential at CAR (3/7) • Ranked 7th in the NHL with 116 blocked shots... **2011-12:** Recorded six hits and 10 blocked shots, and played 11:20 on the penalty kill at OTT (3/16) • One of the two Montreal players (E. Cole) to take part in the team's 82 games • Led the team in plus/minus (plus-14), blocked shots (250 - 1st in the NHL), total even strength TOI (1,502:01), total shorthanded TOI (319:13 - 2nd in the NHL), average even strength TOI (18:19) and average shorthanded TOI (3:53 - 3rd in the NHL)... **2010-11:** Scored his first goal of the season and was named the second star of the game at BUF (10/15) • Tied a personal-best with a three-game point streak (1+2) from 10/9 at PIT to 10/15 at BUF • Missed 46 games after suffering a season-ending knee injury on at NYI (12/26)... **2009-10:** Scored his first career game-winning goal at TOR (10/1) • Appeared in a career-high 19 playoff games • Ranked fifth among all NHL skaters in the playoffs with 55 blocked shots and ranked 10th in average shorthanded TOI (4:06)... **2008-09:** Led all Montreal skaters in blocked shots in November (34) and December (35) • Tied to lead the Canadiens (M. Pacioretty) with a plus-5 rating in February... **2007-08:** Recorded an assist and posted a plus-3 rating in 16:03 TOI vs. ATL (2/26) • Played a season-high 25:14 vs. BOS (3/22) • Played at least 20 minutes in six games in March • Tallied a career-best three points (0+3) in 12 postseason contests... **2006-07:** Ranked fourth among Sharks skaters in blocked shots (70) before being traded to Montreal • Recalled from Worcester (AHL) on 11/27... **2005-06:** Ranked third on San Jose in blocked shots (76) • Finished the regular season by posting an even or positive rating in his last seven games (plus-5)... **2004-05:** Made his professional debut with Cleveland (AHL) at Grand Rapids (10/15) • Scored his first professional goal at Syracuse (1/15), setting a Barons franchise record for the fastest goal from the start of a game (0:20) • Received the Barons' Rookie of the Year honors... **2003-04:** As team captain, helped Kelowna to the Memorial Cup Championship • Ranked second among WHL defensemen with 15 playoff points (2+13) • Helped lead Team Canada to a silver medal at the World Junior Championship • Served as the WHL captain during the CHL's Canada-Russia Challenge, posting three points in two games... **2002-03:** Help Kelowna finish first overall in the WHL • Named to the WHL Western Conference All-Star Team but was unable to play due to an injury • Helped Kelowna capture the WHL Championship and a berth in the Memorial Cup.

NHL Totals	560	14	84	98	249
------------	-----	----	----	----	-----







# 4

# DEFENSEMAN

## JOSH GORGES

CAREER STATS			Regular Season											Playoffs				
Season	Team	League	GP	G	A	P	+/-	PIM	PP	SH	GW	S	S%	GP	G	A	P	PIM
2000-01	Kelowna	WHL	57	4	6	10	--	24	--	--	--	--	--	6	1	1	2	4
2001-02	Kelowna	WHL	72	7	34	41	--	74	--	--	--	--	--	15	1	7	8	8
2002-03	Kelowna	WHL	54	11	48	59	--	76	--	--	--	--	--	19	3	17	20	16
2003-04	Kelowna	WHL	62	11	31	42	22	38	6	0	--	--	--	17	2	13	15	6
	Canada	WJC	6	0	3	3	--	4	--	--	--	--	--	--	--	--	--	--
2004-05	Cleveland	AHL	74	4	8	12	-2	37	1	0	0	--	--	--	--	--	--	--
<b>2005-06</b>	<b>San Jose</b>	<b>NHL</b>	<b>49</b>	<b>0</b>	<b>6</b>	<b>6</b>	<b>5</b>	<b>31</b>	<b>0</b>	<b>0</b>	<b>0</b>	<b>25</b>	<b>0.0</b>	<b>11</b>	<b>0</b>	<b>1</b>	<b>1</b>	<b>4</b>
	Cleveland	AHL	18	2	3	5	1	12	0	0	0	27	7.4	--	--	--	--	--
<b>2006-07</b>	<b>San Jose</b>	<b>NHL</b>	<b>47</b>	<b>1</b>	<b>3</b>	<b>4</b>	<b>-3</b>	<b>26</b>	<b>0</b>	<b>0</b>	<b>0</b>	<b>37</b>	<b>2.7</b>	--	--	--	--	--
	Montreal	NHL	7	0	0	0	-1	0	0	0	0	3	0.0	--	--	--	--	--
	Worcester	AHL	7	0	1	1	-5	2	0	0	0	11	0.0	--	--	--	--	--
2007-08	Montreal	NHL	62	0	9	9	0	32	0	0	0	41	0.0	12	0	3	3	0
2008-09	Montreal	NHL	81	4	19	23	12	37	2	0	0	63	6.4	4	0	1	1	7
2009-10	Montreal	NHL	82	3	7	10	2	39	0	0	1	52	5.8	19	0	2	2	14
2010-11	Montreal	NHL	36	1	6	7	-3	18	1	0	1	20	5.0	--	--	--	--	--
2011-12	Montreal	NHL	82	2	14	16	14	39	0	0	1	59	3.4	--	--	--	--	--
2012-13	Montreal	NHL	48	2	7	9	4	15	0	0	0	40	5.0	5	0	0	0	4
2013-14	Montreal	NHL	66	1	13	14	6	12	0	0	0	35	2.9	17	0	2	2	6
<b>NHL Totals</b>			<b>560</b>	<b>14</b>	<b>84</b>	<b>98</b>	<b>36</b>	<b>249</b>	<b>3</b>	<b>0</b>	<b>3</b>	<b>375</b>	<b>3.7</b>	<b>68</b>	<b>0</b>	<b>9</b>	<b>9</b>	<b>35</b>






# 19

# CENTER CODY HODGSON

Born **February 18, 1990** in Toronto, Ontario **6 ft 0 in 192 lbs**



### CAREER GAME HIGHS:

- Goals:** 2, (6x). Most recent: 1/28/14 at WSH
- Assists:** 3, 3/21/13 vs. TOR
- Points:** 3, (3x). Most recent: 3/21/13 vs. TOR (0+3)
- Penalty Minutes:** 6, 1/30/14 at PHX
- Longest Point Streak:** 4 games (3x). Most recent: 1/12/14 at WSH to 1/18/14 vs. CBJ (2+3)

### CAREER TRANSACTIONS:

Acquired from Vancouver Canucks with Alexander Sulzer in exchange for Zack Kassian and Marc-Andre Gragnani, Feb. 27, 2012; Selected by Vancouver in the 1st round (10th overall) of the 2008 NHL Entry Draft.

### SEASON STATS 2013-14

Games missed due to injury: 10; eight - upper body (12/21-1/9), two - lower body (12/12-12/14)  
• Led all Sabres skaters in points (44) and finished second in goals (20) and assists (24) • Logged consecutive multi-point games for the second time in his career at PHI (1+1, 4/6) and vs. DET (0+2, 4/8) • Tied his career best with points in four straight games twice, from 10/5-10/12 (1+4) and 1/12-1/18 (2+3) • Appeared in his 200th career game at VAN (3/23).

### CAREER STATS

**2012-13:** Finished first among all NHL sophomores and second among Sabres skaters in goals (15) and points (34) • Registered 31 points (12+19) over his final 42 games • Had nine multi-point games, including three career-best, three-point outings (1/31 at BOS, 2/3 vs. FLA, 3/21 vs. TOR) • Began the season with a three-game goal-scoring streak (1/20-1/24) • Three-game point streak (2+1) from 2/15-2/19 • Logged a career-high 23:16 TOI and three assists vs. TOR (3/21)... **2011-12:** Played an NHL-record 48 road games, breaking previous NHL record (47) held by Darryl Sydor and Niklas Hagman • Was one of 16 rookies selected to participate in the 2012 NHL All-Star weekend • The Sabres were 12-5-3 with Hodgson in the lineup • Led all NHL rookies with seven power play goals • Recorded seven points (3+4) in five games (3/19-3/27) • Scored first two goals with the Sabres (his second career multi-goal game), including the GWG, vs. MTL (3/21) • Registered his first assist and first multi-point game with the Sabres with two assists at TBL (3/19) • Named NHL Rookie of the Month for January • Four-game point streak (1+3) from 12/19-12/26... **2010-11:** Collected two points (1+1) in eight games during his first NHL regular season action • Registered his second point in as many games, collecting an assist vs. CHI (2/4) • Recorded his first NHL point, a goal, at PHX (2/2) • Made his NHL debut at DAL (2/1) • Finished fifth in scoring and third in goals with the Manitoba Moose (AHL) despite playing only 52 games... **2011 Playoffs:** Skated in 12 playoff games, recording an assist... **2009-10:** Returned from a back injury to skate in 13 games with the Brampton Battalion (OHL) • Led the Battalion in points per game (1.54) • Finished second on the Battalion in playoff scoring... **2008-09:** Made his professional hockey debut with the Manitoba Moose (AHL) in the 2009 Calder Cup Playoffs • Recorded six points (2+4) in 11 Calder Cup games • Led the Brampton Battalion in scoring during the regular season and playoffs • Selected as the OHL All-Star Classic Player of the Game after setting the OHL All-Star Classic records for most goals (3) and points (5) in a single game • Set a Brampton franchise record for point-scoring streak (40 points in 23 games), most game-winning goals (23), most playoff goals (20), assists (30) and points (50) • Was named the CHL Player of the Year and was selected to the OHL First All-Star Team • Awarded the William Hanley Trophy as the OHL's Most Sportsmanlike player as well as the Red Tilson Trophy as the OHL's most outstanding player • Represented Canada at the 2009 World Junior Championship, where he was alternate captain of the gold medal-winning Team Canada as well as the tournament's leading scorer (5+11 in six games) • Named to the 2009 World Junior Championship All-Star Team • Inducted

### HODGSON vs. NHL

Team	GP	G	A	P	PIM
Anaheim	7	3	1	4	0
Arizona	4	1	1	2	6
Boston	13	6	4	10	2
Calgary	5	2	2	4	0
Carolina	8	4	0	4	2
Chicago	6	1	4	5	2
Colorado	7	1	4	5	2
Columbus	6	2	3	5	0
Dallas	4	0	1	1	2
Detroit	8	3	2	5	2
Edmonton	7	1	4	5	0
Florida	8	2	2	4	2
Los Angeles	5	2	1	3	4
Minnesota	7	1	2	3	2
Montreal	13	3	2	5	2
Nashville	6	1	1	2	2
New Jersey	6	0	4	4	0
N.Y. Islanders	7	1	4	5	2
N.Y. Rangers	8	1	1	2	2
Ottawa	11	0	1	1	4
Philadelphia	8	3	2	5	2
Pittsburgh	8	2	3	5	2
San Jose	7	4	2	6	0
St. Louis	6	1	0	1	0
Tampa Bay	9	4	6	10	0
Toronto	12	2	5	7	6
Vancouver	3	0	0	0	2
Washington	7	4	2	6	0
Winnipeg	5	0	2	2	0

### NHL Totals

NHL Totals	211	55	66	121	50
------------	-----	----	----	-----	----







# 19

# CENTER CODY HODGSON

into the Brampton Sports Hall of Fame (5/27)... **2007-08:** Finished second on the Battalion in scoring in the regular season and led the team in playoff scoring • Was selected to the OHL All-Star Classic • Captained Team Canada to gold at the World U18 Championships, leading the tournament in scoring with 12 points (2+10) in seven games... **2006-07:** Made his debut with the OHL Brampton Bat-

talion • Led all Brampton rookies in scoring and finished third overall in the regular season • Finished second overall on Brampton in playoff scoring • Represented Canada at the Ivan Hlinka Memorial Tournament • Shared team lead in scoring with Steven Stamkos, registering five points (3+2) in four games.

### CAREER STATS

Season	Team	League	Regular Season											Playoffs				
			GP	G	A	P	+/-	PIM	PP	SH	GW	S	%	GP	G	A	P	PIM
2005-06	Markham	OJHL	30	27	24	51	--	22	--	--	--	--	--	15	13	14	27	8
2006-07	Brampton	OHL	63	23	23	46	-21	24	15	0	--	--	4	1	3	4	0	
2007-08	Brampton	OHL	68	40	45	85	15	36	16	3	--	--	5	5	0	5	2	
	Canada	WJ-18U	7	2	10	12	--	8	--	--	--	--	--	--	--	--	--	
2008-09	Brampton	OHL	53	43	49	92	41	33	12	3	--	--	21	11	20	31	18	
	Canada	WJC	6	5	11	16	--	2	--	--	--	--	--	--	--	--	--	
	Manitoba	AHL	--	--	--	--	--	--	--	--	--	--	11	2	4	6	4	
2009-10	Brampton	OHL	13	8	12	20	6	9	3	1	--	--	11	3	7	10	4	
2010-11	Manitoba	AHL	52	17	13	30	-12	14	4	0	2	166	10.2	--	--	--	--	
2011-12	Vancouver	NHL	8	1	1	2	1	0	0	0	0	9	11.1	12	0	1	1	2
	Vancouver	NHL	63	16	17	33	8	8	5	0	2	103	15.5	--	--	--	--	--
	Buffalo	NHL	20	3	5	8	-7	2	2	0	1	51	5.9	--	--	--	--	--
2012-13	Buffalo	NHL	48	15	19	34	-4	20	3	1	1	114	13.2	--	--	--	--	--
	Rochester	AHL	19	5	14	19	-3	10	2	1	1	50	10.0	--	--	--	--	--
2013-14	Buffalo	NHL	72	20	24	44	-26	20	9	0	0	182	11.0	--	--	--	--	--
	Canada	WC	7	6	2	8	3	4	2	0	3	29	--	--	--	--	--	--
<b>NHL Totals</b>			<b>211</b>	<b>55</b>	<b>66</b>	<b>121</b>	<b>-28</b>	<b>50</b>	<b>19</b>	<b>1</b>	<b>4</b>	<b>459</b>	<b>12.0</b>	<b>12</b>	<b>0</b>	<b>1</b>	<b>1</b>	<b>2</b>
<b>Buffalo Totals</b>			<b>140</b>	<b>38</b>	<b>48</b>	<b>86</b>	<b>-37</b>	<b>42</b>	<b>14</b>	<b>1</b>	<b>2</b>	<b>347</b>	<b>11.0</b>	--	--	--	--	--





# 36

# RIGHT WING

# PATRICK KALETA

Born **June 8, 1986** in Buffalo, New York **6 ft 0 in** **202 lbs**

### KALETA vs. NHL

Team	GP	G	A	P	PIM
Anaheim	6	1	0	1	14
Arizona	6	2	0	2	14
Boston	23	1	0	1	66
Calgary	2	1	0	1	2
Carolina	12	2	1	3	14
Chicago	4	0	1	1	4
Colorado	3	0	0	0	6
Columbus	4	1	0	1	31
Dallas	4	0	0	0	7
Detroit	7	2	1	3	6
Edmonton	3	0	1	1	2
Florida	14	2	1	3	28
Los Angeles	4	1	0	1	2
Minnesota	4	0	0	0	5
Montreal	25	2	1	3	26
Nashville	2	0	1	1	4
New Jersey	19	4	0	4	24
N.Y. Islanders	13	2	0	2	44
N.Y. Rangers	16	3	2	5	26
Ottawa	23	1	1	2	23
Philadelphia	16	0	3	3	51
Pittsburgh	15	0	2	2	10
San Jose	4	0	0	0	2
St. Louis	3	0	0	0	8
Tampa Bay	16	0	0	0	15
Toronto	24	1	6	7	43
Vancouver	4	0	2	2	4
Washington	13	0	1	1	8
Winnipeg	17	1	0	1	17



### CAREER GAME HIGHS:

- Goals:** 2, 12/12/09 at NYR
- Assists:** 2, (3x). Most recent: 3/3/12 at VAN
- Points:** 2, (5x). Most recent: 3/3/12 at VAN (0+2)
- Penalty Minutes:** 25, 10/13/08 at NYI
- Longest Point Streak:** 2 games, (7x). Most recent: 1/13/12 vs. TOR to 1/14/12 at NYI (1+2)

### CAREER TRANSACTIONS:

Selected by Buffalo in the 6th round (176th overall) of the 2004 NHL Entry Draft.

### SEASON STATS 2013-14

Appeared in first five games of the season with Buffalo • Served 10-game suspension (10/12-10/31) • Assigned to Rochester (AHL) on 11/3 • Recorded four points in seven games in November with Rochester before tearing his ACL and missing the remainder of the season.

### CAREER STATS

**2012-13:** Games missed due to injury: eight; five - neck (1/31-2/7), three - hand (4/22-4/26) • Served five-game suspension (4/5-4/17) • Finished first among Sabres forwards in average short-handed TOI (2:08) • Skated in his 300th career NHL game at BOS (4/17) • Tallied his first goal of the season vs. NJD (4/7); it was his first point since 3/7/12 vs. CAR and first goal since 2/8/12 vs. BOS... **2011-12:** Games missed due to injury: 15; eight - lower body (12/3-12/20), four - lower body (11/23-11/29), three - upper body (3/21-3/24) • Led team with 116 PIM • Tied career high with five assists for fourth consecutive season • Led all Sabres forwards with 139 hits • Served four-game suspension from 11/4 vs. CGY to 11/11 vs. OTT... **2010-11:** Games missed due to injury: 29; 15 - lower body (3/8-4/5), seven - upper body (1/1-1/15), six - upper body (1/23-2/10), one - upper body (11/17) • Tied career high with five assists • Finished third among Sabres with 126 hits in only 51 games • Appeared in 200th career NHL game at NYR (3/1)... **2011 Playoffs:** Appeared in six of seven games; missed Game 7 with broken hand suffered in Game 6 • Led team with 21 hits • Recorded an assist and tied to lead all Sabres with five hits in Game 5 at PHI (4/22) • Recorded five hits and an assist in 8:49 TOI in Game 2 at PHI (4/16) • Scored GWG in Game 1 at PHI (4/14); first career playoff GWG • Tied for team lead with five blocked shots in Game 1 at PHI (4/14)... **2009-10:** Games missed due to injury: 25 - head/neck (12/1-12/13; 12/20-1/28; 4/6-4/11) • Set new career highs in goals (10), points (15) and games played (55) • Led Sabres with two SHG • Third on team with a career-high four GWG • 148 hits were tops on the Sabres • Had first career multi-goal game (2) at NYR (12/12) • Posted his first career multi-point game (1+1) vs. DET (10/13) • Scored first career OT GWG at NYR (3/7) • Played in his 100th career NHL game vs. PHX (10/8) • Suspended two games (11/28-11/30) after being assessed a boarding major at PHI (11/27) ... **2010 Playoffs:** Scored first career playoff goal at BOS in Game 6 (4/26) • Led Sabres with 22 PIM, and second in hits with 22... **2008-09:** Games missed due to injury: 27 - head/neck (12/1-12/13; 12/20-1/28; 4/6-4/11) • Missed four additional games as a healthy scratch • Set career highs in games played (51), goals (four), assists (five), points (nine) and penalty minutes (89) • Scored in consecutive games twice; 11/1 vs. WSH & 11/3 at NJ and 3/20 vs. PHI & 3/21 at NYR... **2007-08:** Scored his first NHL goal on February 10 vs. FLA • Appeared in a career high 40 games • Set career highs in goals (3) and points (5) in a season • Scored points in back-to-back games (1+1) vs. CAR (3/14) and at TOR (3/15) • Recalled from Rochester three times throughout the season... **2006-07:** Appeared in 58 games with the Rochester Americans (AHL) • Recalled from Rochester (2/21) • Played seven games with the Buffalo Sabres • Scored his first NHL point with an assist vs. OTT (2/22) in his debut NHL game • Had an assist vs. TOR (2/27) • Returned to Rochester (3/10) to finish out the season with the Americans and collected 15 points (5+10)... **2005-06:** Recorded 18 points in the playoffs to help lead Peterborough to the

NHL Totals 306 27 24 51 506







# 36

# RIGHT WING

## PATRICK **KALETA**

OHL Championship • Ranked fourth on the team in playoff scoring (8+10) in 19 games • Recognized as the best body-checker and

one of the OHL's hardest working players in the league's annual Coaches Poll.

### CAREER STATS

Season	Team	League	Regular Season										Playoffs					
			GP	G	A	P	+/-	PIM	PP	SH	GW	S	S%	GP	G	A	P	PIM
2002-03	Peterborough	OHL	67	7	9	16	--	67	--	--	--	--	--	7	0	0	0	6
2003-04	Peterborough	OHL	67	14	14	28	--	124	--	--	--	--	--	--	--	--	--	--
2004-05	Peterborough	OHL	62	24	28	52	--	146	--	--	--	--	14	3	3	6	30	
2005-06	Peterborough	OHL	68	16	35	51	--	121	--	--	--	--	19	8	10	18	43	
2006-07	Rochester	AHL	58	5	10	15	1	133	1	1	--	--	5	0	0	0	12	
	Buffalo	NHL	7	0	2	2	3	21	--	--	--	--	--	--	--	--	--	
2007-08	Buffalo	NHL	40	3	2	5	3	41	--	--	--	--	--	--	--	--	--	
	Rochester	AHL	29	1	3	4	-2	109	--	--	--	--	--	--	--	--	--	
2008-09	Buffalo	NHL	51	4	5	9	1	89	0	0	0	--	--	--	--	--	--	
2009-10	Buffalo	NHL	55	10	5	15	2	89	0	2	4	--	6	1	1	2	22	
2010-11	Buffalo	NHL	51	4	5	9	-4	78	0	1	0	65	6	1	2	3	6	
2011-12	Buffalo	NHL	63	5	5	10	-5	116	0	0	1	69	--	--	--	--	--	
2012-13	Buffalo	NHL	34	1	0	1	-4	67	0	0	0	34	--	--	--	--	--	
2013-14	Buffalo	NHL	5	0	0	0	-1	5	0	0	0	0.0	--	--	--	--	--	
	Rochester	AHL	7	1	3	4	0	2	0	1	0	9	--	--	--	--	--	
<b>NHL Totals</b>			<b>306</b>	<b>27</b>	<b>24</b>	<b>51</b>	<b>-7</b>	<b>506</b>	<b>0</b>	<b>3</b>	<b>5</b>	<b>299</b>	<b>9.0</b>	<b>12</b>	<b>2</b>	<b>3</b>	<b>5</b>	<b>28</b>
<b>Buffalo Totals</b>			<b>306</b>	<b>27</b>	<b>24</b>	<b>51</b>	<b>-7</b>	<b>506</b>	<b>0</b>	<b>3</b>	<b>5</b>	<b>299</b>	<b>9.0</b>	<b>12</b>	<b>2</b>	<b>3</b>	<b>5</b>	<b>28</b>








# 8

# CENTER McCORMICK

Born **April 18, 1983** in London, Ontario **6 ft 2 in** **222 lbs**



### CAREER GAME HIGHS:

**Goals:** 1, (20x). Most recent: 4/5/14 vs. PIT  
**Assists:** 2, (3x). Most recent: 11/8/13 at ANA  
**Points:** 3, 12/9/10 vs. SJS (1+2)  
**Penalty Minutes:** 22, 3/8/09 at CHI  
**Longest Point Streak:** 4 games, 11/24/08 at ANA to 12/4/08 at NSH (0+4)

### CAREER TRANSACTIONS:

Signed by Buffalo as an unrestricted free agent, July 1, 2014; Traded to Minnesota by Buffalo with Matt Moulson for Torrey Mitchell, a second-round pick in the 2014 NHL Entry Draft and a second-round pick in the 2016 NHL Entry Draft, March 5, 2014; Signed by Buffalo as an unrestricted free agent, August 1, 2009; Selected by Colorado in the 5th round (144th overall) of the 2001 NHL Entry Draft.

### SEASON STATS 2013-14

Games missed due to injury: 30; 24 - upper body (12/17-2/6), four - upper body (11/24-11/30), two - leg (10/19-10/23) • Recorded multi-point games at ANA (0+2, 11/8) and vs. PIT (1+1, 4/5) • Logged highest ice time since Jan. 2011 (15:53) vs. STL (4/10)... **2014 Playoffs:** Appeared in career-high 13 playoff games with Minnesota • Scored second NHL playoff goal in Game 2 at CHI (5/4) • Tied Wild franchise record with 8 hits in Game 5 at CHI (5/11).

### CAREER STATS

**2012-13:** Games missed due to injury: eight - hand (1/20-1/31) • Activated from IR on 2/2 and made his season debut at MTL and appeared in seven more games • Appeared in 25 games for the Rochester Americans (AHL), tallying 11 points (6+5) and 42 penalty minutes... **2011-12:** Games missed due to injury: 23; 13 - upper body (2/11-3/7), 10 - upper body (11/16-12/7) • Led team with eight major penalties • Healthy scratch vs. MTL (3/12), at BOS (3/8), at OTT (3/10) • Played his 300th career NHL game vs. WPG (1/7) • Logged a season-high 13:37 TOI at PIT (10/15)... **2010-11:** Registered career-best numbers in games played (81), goals (8), assists (12), points (20) and penalty minutes (142) • Scored a career-best three points (1+2) vs. SJS (12/9); the goal was his first game-winner since 12/23/07 • Played in 200th career NHL game at ATL (10/29) • Scored in consecutive games 10/16-10/20 and 1/11-1/13 • Missed one game as a healthy scratch (10/9)... **2011 Playoffs:** Scored first career playoff goal in Game 2 at PHI (4/16) • Tied to lead all skaters with three hits in Game 6 vs. PHI (4/24)... **2009-10:** Spent the regular season with Portland (AHL), playing in a career-high 66 games • Registered career highs in goals, assists and points (17+12) • Led Portland skaters with 168 PIM • Played 200th career AHL game 3/28 vs. Hartford... **2010 Playoffs:** Recalled by Buffalo 4/20, making Sabres debut in first of three playoff games vs. BOS (4/21) • Tallied two points (0+2) and 14 PIM in the series... **2008-09:** Played in a career-high 55 games for Colorado, tallying NHL career-best 12 points (1+11) • Finished second among Colorado skaters with 115 hits • Career-high 92 PIM ranked him third among Colorado skaters • Recorded first career multi-point game (0+2) 2/15 at DET... **2007-08:** Registered 81 hits, fourth among Avalanche forwards, and 50 penalty minutes • Appeared in his 100th NHL game on 12/1 at LAK... **2008 Playoffs:** Made his NHL playoff debut at DET (4/24) • Recorded his first career playoff point (assist) and had a fighting major at Detroit on April 26... **2006-07:** Played in six games for the Avalanche before being reassigned to Albany (AHL) on Dec. 7 • Spent the rest of the season with the River Rats, where he recorded eight goals and eight assists in 42 games... **2005-06:** Opened the year with Lowell of the AHL but ended up spending the final five months of the season with Colorado • Recorded eight points (4+4) and 29 penalty minutes in 45 games for the Avalanche... **2004-05:** Spent the entire season with Hershey (AHL), recording five goals with six assists in 40 games... **2003-04:** Made his NHL debut 10/12 vs. STL • Collected his

### McCORMICK vs. NHL

Team	GP	G	A	P	PIM
Anaheim	14	1	4	5	11
Arizona	8	0	0	0	2
Boston	13	1	0	1	39
Buffalo	2	0	0	0	5
Calgary	19	1	2	3	38
Carolina	8	1	1	2	16
Chicago	12	1	0	1	31
Colorado	2	0	0	0	0
Columbus	14	0	1	1	47
Dallas	14	0	0	0	28
Detroit	12	0	3	3	8
Edmonton	15	0	0	0	28
Florida	12	0	1	1	19
Los Angeles	14	0	1	1	18
Minnesota	19	2	3	5	33
Montreal	15	0	1	1	19
Nashville	11	1	2	3	4
New Jersey	10	0	0	0	13
N.Y. Islanders	9	0	0	0	9
N.Y. Rangers	13	1	1	2	15
Ottawa	17	1	3	4	12
Philadelphia	12	2	1	3	13
Pittsburgh	11	1	1	2	7
San Jose	13	2	3	5	5
St. Louis	18	0	2	2	16
Tampa Bay	11	0	5	5	12
Toronto	15	1	2	3	9
Vancouver	18	2	2	4	31
Washington	10	1	1	2	5
Winnipeg	11	1	1	2	17

NHL Totals	372	20	41	61	510
------------	-----	----	----	----	-----







# 8

# CENTER CODY McCORMICK


first NHL point/assist Oct. 16 at MIN • Recorded 15 penalty minutes (fighting major and a game misconduct) Oct. 23 vs. EDM • Had two fighting majors on 10/28 vs. CGY • Tallied his first NHL goal 11/4 vs. MIN... **2002-03**: Unanimous choice among his teammates to be Belleville's captain for the 2002-03 season • Named to the OHL First All-Star Team after leading Belleville in goals (36) and penalty min-

utes (166) • Named the OHL's "Eastern Conference Hardest Worker" by league coaches... **2001-02**: Was fifth on the team with 118 penalty minutes... **2000-01**: Notched 23 points and 135 penalty minutes in 66 games with Belleville... **1999-00**: Skated in 45 games and nine playoff contests in his first season with the Belleville Bulls.

CAREER STATS			Regular Season										Playoffs					
Season	Team	League	GP	G	A	P	+/-	PIM	PP	SH	GW	S	S%	GP	G	A	P	PIM
1999-00	Belleville	OHL	45	3	4	7	--	42	--	--	--	--	--	9	1	0	1	10
2000-01	Belleville	OHL	66	7	16	23	--	135	--	--	--	--	--	10	1	1	2	23
2001-02	Belleville	OHL	63	10	17	27	12	118	1	1	1	--	--	11	2	4	6	24
2002-03	Belleville	OHL	61	36	33	69	22	166	8	3	--	--	--	7	4	7	11	11
2003-04	Hershey	AHL	32	3	6	9	-9	60	0	1	0	--	--	--	--	--	--	--
	<b>Colorado</b>	<b>NHL</b>	<b>44</b>	<b>2</b>	<b>3</b>	<b>5</b>	<b>-4</b>	<b>73</b>	<b>0</b>	<b>0</b>	<b>1</b>	<b>33</b>	<b>6.1</b>	--	--	--	--	--
2004-05	Hershey	AHL	40	5	6	11	-8	68	2	1	1	--	--	--	--	--	--	--
2005-06	Lowell	AHL	13	1	6	7	-2	34	0	0	--	23	4.3	--	--	--	--	--
	<b>Colorado</b>	<b>NHL</b>	<b>45</b>	<b>4</b>	<b>4</b>	<b>8</b>	<b>-1</b>	<b>29</b>	<b>0</b>	<b>0</b>	<b>1</b>	<b>43</b>	<b>9.3</b>	--	--	--	--	--
2006-07	Albany	AHL	42	8	8	16	-5	64	2	0	0	85	9.4	5	1	0	1	4
	<b>Colorado</b>	<b>NHL</b>	<b>6</b>	<b>0</b>	<b>1</b>	<b>1</b>	<b>1</b>	<b>6</b>	<b>0</b>	<b>0</b>	<b>0</b>	<b>6</b>	<b>0.0</b>	--	--	--	--	--
2007-08	Lake Erie	AHL	13	2	4	6	-2	16	0	0	--	24	8.3	--	--	--	--	--
	<b>Colorado</b>	<b>NHL</b>	<b>40</b>	<b>2</b>	<b>2</b>	<b>4</b>	<b>5</b>	<b>50</b>	<b>0</b>	<b>0</b>	<b>1</b>	<b>45</b>	<b>4.4</b>	<b>4</b>	<b>0</b>	<b>1</b>	<b>1</b>	<b>7</b>
2008-09	Colorado	NHL	55	1	11	12	-5	92	0	0	0	66	1.5	--	--	--	--	--
2009-10	Portland	AHL	66	17	12	29	-2	168	2	0	0	137	12.4	3	0	2	2	9
	<b>Buffalo</b>	<b>NHL</b>	<b>--</b>	<b>--</b>	<b>--</b>	<b>--</b>	<b>--</b>	<b>--</b>	<b>--</b>	<b>--</b>	<b>--</b>	<b>--</b>	<b>--</b>	<b>3</b>	<b>0</b>	<b>2</b>	<b>2</b>	<b>14</b>
2010-11	Buffalo	NHL	81	8	12	20	2	142	0	0	1	104	7.7	7	1	0	1	2
2011-12	Buffalo	NHL	50	1	3	4	-7	56	0	0	0	43	2.3	--	--	--	--	--
2012-13	Rochester	AHL	25	6	5	11	-8	42	2	1	1	46	13.0	3	1	0	1	26
	<b>Buffalo</b>	<b>NHL</b>	<b>8</b>	<b>0</b>	<b>0</b>	<b>0</b>	<b>-2</b>	<b>10</b>	<b>0</b>	<b>0</b>	<b>0</b>	<b>6</b>	<b>0.0</b>	--	--	--	--	--
2013-14	Buffalo	NHL	29	1	4	5	-8	45	0	0	0	20	5.0	--	--	--	--	--
	Minnesota	NHL	14	1	1	2	2	7	0	0	0	6	16.7	13	1	0	1	14
<b>NHL Totals</b>			<b>372</b>	<b>20</b>	<b>41</b>	<b>61</b>	<b>-15</b>	<b>510</b>	<b>0</b>	<b>0</b>	<b>4</b>	<b>372</b>	<b>5.4</b>	<b>27</b>	<b>2</b>	<b>3</b>	<b>5</b>	<b>37</b>
<b>Buffalo Totals</b>			<b>168</b>	<b>10</b>	<b>19</b>	<b>29</b>	<b>-15</b>	<b>253</b>	<b>0</b>	<b>0</b>	<b>1</b>	<b>173</b>	<b>5.8</b>	<b>10</b>	<b>1</b>	<b>2</b>	<b>3</b>	<b>16</b>








# 41

# DEFENSESMAN ANDREJ MESZAROS

Born **October 13, 1985** in Považská Bystrica, Slovakia **6 ft 2 in** **213 lbs**



### CAREER GAME HIGHS:

**Goals:** 2, (3x). Most recent: 1/18/14 vs. NYI  
**Assists:** 3, (2x). Most recent: 1/8/14 vs. MTL  
**Points:** 4, 4/9/11 vs. NYI (2+2)  
**Penalty Minutes:** 15, 12/10/06 at CBJ  
**Longest Point Streak:** 5 games, 12/2/05 vs. LAK to 12/12/05 at COL (1+4)

### CAREER TRANSACTIONS:

Signed by Buffalo as an unrestricted free agent, July 1, 2014; Acquired by Boston from Philadelphia in exchange for a 3rd-round pick in 2014, March 5, 2014; Acquired by Philadelphia from Tampa Bay in exchange for a 2nd-round pick in 2012, July 1, 2010; Acquired by Tampa Bay from Ottawa in exchange for Filip Kuba, Alexandre Picard and a 1st-round pick in 2009, August 29, 2008; Selected by Ottawa in the 1st round (23rd overall) of the 2004 NHL Entry Draft.

### SEASON STATS 2013-14

Registered three multi-point games • Logged a career-high shooting percentage (8.3%) • Became the first Bruins defenseman to score in his first game with the team since 2004 with his Boston-debut goal at FLA (3/9) • Traded to Boston (3/5); ranked second among Flyers defensemen with five goals at time of trade • Registered his third career two-goal game vs. NYI (1/18) • Tied a career high with three assists vs. MTL (1/8)... **2014 Playoffs:** Tallied two assists in four playoff games with the Bruins.

### CAREER STATS

**2012-13:** Was limited to 11 games by injury • Missed 21 games after sustaining a dislocated shoulder vs. NYR (1/24) • Returned to action at BOS (3/9) and recorded two assists over the next seven games • Re-injured shoulder vs. NYR (3/26); underwent season-ending shoulder surgery on 4/2 to repair a torn left rotator cuff... **2011-12:** Underwent surgery on 3/21 to remove a disc fragment from his back • Recorded his 200th NHL point as part of a three-point night (1+2) vs. NYI (3/1) • Scored a goal in his 500th NHL game on at OTT (1/8) • Scored GWG at MTL (12/15) • Scored 18 seconds into his 100th game with the Flyers at NYI (11/23) • Scored the GWG vs. VAN (10/12)... **2010-11:** Received the Barry Ashbee Trophy as the Flyers' most outstanding defenseman, as voted on by a panel of sportscasters and sportswriters • Finished the season tied for the team high in plus-minus (plus-30; 5th in NHL) • Tied career highs with two goals and four points vs. NYI (4/9) • Scored overtime goal vs. NYI (2/24) • Recorded points in three straight games from 1/18-1/20 (2+2) • Scored in consecutive games vs. WSH (1/18) and vs. OTT (1/20) • Recorded two assists at NYI (12/5) and at TOR (12/9) • Played in his 400th NHL game vs. MTL (11/22)... **2011 Playoffs:** Recorded two assists in Game 2 (4/16) and scored in Game 5 (4/22) vs. BUF • Led Flyers defensemen with six points (2+4) and tied for first among Flyers defensemen with four assists... **2009-10:** Finished sixth among Lightning skaters with 145 shots • Registered 108 blocked shots, good for the team's second-highest total, and tied to lead the Lightning with 112 hits • Tallied his 100th career assist at DAL (11/28) • Represented Slovakia at the 2010 Winter Olympics in Vancouver... **2008-09:** Had his career-long games played streak of 298 games snapped due to an injury • Served as alternate captain for the Lightning • Led the team in blocked shots (98) and ranked second among Tampa Bay defensemen in hits (63)... **2007-08:** Led Senators defensemen in goals (9) and ranked 2nd among defensemen in points (36) • Was one of three Senators to appear in each of the team's 82 regular-season games • Had right multi-point games • Recorded his 100th NHL point with an assist vs. BUF (2/12) • Recorded the best plus-minus rating of his career with a plus-6 rating at TBL (1/24) • Played 200th NHL game at BUF (12/26) • Registered his first career two-goal game at NYI (11/28) • Scored his first career shorthanded goal vs. NYR (10/6)... **2006-07:** Registered five multi-point games • Played his 100th NHL game at BUF (11/15)... **2007 Playoffs:** Appeared in 20 games, recording seven points (1+6) • Had

### MESZAROS vs. NHL

Team	GP	G	A	P	PIM
Anaheim	9	0	3	3	6
Arizona	12	1	1	2	22
Boston	38	0	8	8	18
Buffalo	41	1	15	16	41
Calgary	7	1	4	5	0
Carolina	32	1	8	9	22
Chicago	6	0	2	2	4
Colorado	10	0	3	3	4
Columbus	6	1	3	4	17
Dallas	8	3	3	6	6
Detroit	8	0	2	2	0
Edmonton	6	0	2	2	4
Florida	31	3	9	12	20
Los Angeles	8	0	1	1	8
Minnesota	11	2	2	4	8
Montréal	41	5	12	17	48
Nashville	9	1	4	5	6
New Jersey	36	0	9	9	8
N.Y. Islanders	31	11	17	28	18
N.Y. Rangers	35	4	7	11	26
Ottawa	14	2	3	5	12
Philadelphia	21	2	3	5	8
Pittsburgh	29	2	10	12	17
San Jose	9	2	1	3	6
St. Louis	5	0	0	0	6
Tampa Bay	21	2	7	9	16
Toronto	36	4	12	16	34
Vancouver	6	2	0	2	2
Washington	28	3	12	15	8
Winnipeg	31	3	5	8	26

NHL Totals	585	56	168	224	421
------------	-----	----	-----	-----	-----





# 41

# DEFENSEMAN

## ANDREJ MESZAROS

three assists in the playoff series against BUF... **2005-06:** Earned an even rating or better in 66 of 82 games • Tied for third in the NHL and the led all rookies in plus-minus with a plus-34 rating • Was one of five Senators to play in all 82 games... **2006 Playoffs:** Played in his first career playoff game vs. TBL (4/21 vs. TBL) • Scored his first career playoff goal vs. TBL (4/29)... **2004-05:** Played first season of North American hockey with Vancouver (WHL) • Ranked fifth in WHL rookie scoring with 41 points (11+30) • Named Vancouver's rookie of the year and defenseman of the year, and was selected to the WHL's Western Conference Second All-Star Team • Tied for fourth in team playoff scoring with four points (1+3) in six games...

**2003-04:** Played first full season in Slovak Elite League, appearing in 44 regular-season games and 14 playoff games with Trencin... **2002-03:** Made his Slovak Elite League debut, playing 23 games with Trencin... **International career:** Served as Slovakia's team captain at 2005 World Junior Championship in Grand Forks, N.D. • Was the youngest player (18) on Slovakia's 2004 World Junior and World Senior (Prague, Czech Republic) squads • Captained Team Slovakia that won silver at 2003 World Under-18 Championships in Yaroslavl, Russia; tied for 3rd among defensemen in tournament scoring with four points (2+2) in seven games.

### CAREER STATS

Season	Team	League	Regular Season											Playoffs					
			GP	G	A	P	+/-	PIM	PP	SH	GW	S	S%	GP	G	A	P	PIM	
2001-02	Slovakia	WJ18	8	0	1	1	--	8	--	--	--	--	--	--	--	--	--	--	--
2002-03	Trencin	Slovakia-Jr.	33	6	10	16	--	12	--	--	--	--	--	--	--	--	--	--	--
	Trencin	Slovakia	23	0	1	1	--	4	--	--	--	--	--	--	--	--	--	--	--
2003-04	Slovakia	WJ18	7	2	2	4	--	6	--	--	--	--	--	--	--	--	--	--	--
	Trencin	Slovakia	44	3	3	6	--	8	--	--	--	--	--	14	3	1	4	2	
	Slovakia	WC	7	0	1	1	--	2	--	--	--	--	--	--	--	--	--	--	--
	Slovakia	WJC	6	1	1	2	--	12	--	--	--	--	--	--	--	--	--	--	--
2004-05	Trencin	Slovakia-Jr.	5	2	2	4	--	0	--	--	--	--	--	--	--	--	--	--	--
	Vancouver	WHL	59	11	30	41	7	94	5	1	--	--	--	6	1	3	4	14	
2005-06	Slovakia	WJC	6	3	1	4	--	4	--	--	--	--	--	--	--	--	--	--	--
	Ottawa	NHL	82	10	29	39	34	61	5	0	2	137	7.3	10	1	0	1	18	
	Slovakia	Olympics	6	0	2	2	--	4	--	--	--	--	--	--	--	--	--	--	--
	Slovakia	WC	1	0	0	0	--	0	--	--	--	--	--	--	--	--	--	--	--
2006-07	Ottawa	NHL	82	7	28	35	-15	102	0	0	1	147	4.8	20	1	6	7	12	
2007-08	Ottawa	NHL	82	9	27	36	5	50	6	1	1	160	5.6	4	0	1	1	6	
2008-09	Tampa Bay	NHL	52	2	14	16	-4	36	1	0	1	87	2.3	--	--	--	--	--	
2009-10	Tampa Bay	NHL	81	6	11	17	-14	50	2	0	1	145	4.1	--	--	--	--	--	
	Slovakia	Olympics	7	0	0	0	--	4	--	--	--	--	--	--	--	--	--	--	--
2010-11	Philadelphia	NHL	81	8	24	32	30	42	3	0	2	144	5.6	11	2	4	6	8	
2011-12	Philadelphia	NHL	62	7	18	25	6	38	2	0	2	114	6.1	1	0	0	0	0	
2012-13	Philadelphia	NHL	11	0	2	2	-9	2	0	0	0	18	0.0	--	--	--	--	--	
2013-14	Philadelphia	NHL	38	5	12	17	1	34	0	0	0	62	8.1	--	--	--	--	--	
	Boston	NHL	14	2	3	5	4	6	1	0	0	22	9.1	4	0	2	2	2	
NHL Totals			585	56	168	224	38	421	20	1	10	1,036	5.4	50	4	13	17	46	






# 17

# CENTER TORREY MITCHELL

Born **January 30, 1985** in Greenfield Park, Quebec **5 ft 11 in** **186 lbs**



### CAREER GAME HIGHS:

**Goals:** 2, 3/23/11 vs. CGY  
**Assists:** 2, (4x). Most recent: 2/16/12 at TBL  
**Points:** 2, (7x). Most recent: 2/16/12 at TBL (0+2)  
**Penalty Minutes:** 10, 11/18/10 at DAL  
**Longest Point Streak:** 4 games, (2x). Most recent: 4/4/11 vs. LAK to 4/9/11 vs. PHX (0+4)

### CAREER TRANSACTIONS:

Acquired by Buffalo from Minnesota with a second-round pick in the 2014 NHL Entry Draft and a second-round pick in the 2016 NHL Entry Draft in exchange for Matt Moulson and Cody McCormick, March 5, 2014; Signed by Minnesota as an unrestricted free agent, July 1, 2012; Selected by San Jose in the 4th round (126th overall) of the 2004 NHL Entry Draft.

### SEASON STATS 2013-14

Scored his first Sabres goal in the season finale vs. NYI (4/13) • Missed six outings with an undisclosed injury (3/27-4/6) • Missed six games with a lower-body injury (3/7-3/16) • Logged 13:24 TOI in his Sabres debut at TBL (3/6) • Had a 3-game point streak (1+2, 11/1-11/5) one game shy of career-best • Missed three games with a lower-body injury (11/20-25).

### CAREER STATS

**2012-13:** Posted eight points (4+4) in 45 games during his first season with Minnesota, adding one goal in five playoff games • Tallied a point and plus-1 rating in three straight games (3-27-4/1) • Notched an assist in his 300th career NHL game at CHI (3/5) • Scored his first goal with Minnesota, the game-winning goal vs. DET (2/17) • Missed one game due to illness (3/30)... **2011-12:** Set a career high in games played (79) • Ranked second on the Blues in penalty minutes (109 - career high) • Recorded three multi-point games • Played in his 200th career game at PHI (10/22)... **2012 Playoffs:** Appeared in seven games, tying for third on the team with two goals... **2010-11:** Set career highs in assists and points • Had 13 points in the last 17 games (5+8), including the game-winning goal at DAL (3/15) • Ended the season with a career-high four-game assist streak, also tying his career-best point streak • Earned his 21st point of the season at ANA (4/6), setting his career high • Established a career high in assists (11) vs. LAK (4/4) • Posted his first multi-goal game vs. CGY (3/23) • Tied his career high with a four-game point streak (4+2) from 3/15-3/23 • Played in his 200th NHL game vs. ANA (4/2) • Missed 16 games with a lower-body injury (11; 1/13-2/9) and (5; 12/27-1/3) • Scored the opening goal of the Sharks season just 2:11 into the game at CBJ (10/8) in Stockholm... **2011 Playoffs:** Posted his first career multi-point playoff game (1+1) in Game 4 at LAK... **2009-10:** Returned to the lineup at EDM (11/27) after missing all of 2008-09 and the first 26 games of 2009-10 (108 games total) due to a leg injury • Had four points (0+4) in his last five games • Recorded his first career multi-point game (0+2) vs. VAN (4/8) • Received his first career fighting major vs. CGY (1/18) • Unsuccessful on his first career penalty shot vs. ANA (12/17 vs. J-S Giguere) • Played five games with Worcester on a conditioning assignment... **2010 Playoffs:** Assisted on goal that sent WCSF Game 3 to overtime... **2008-09:** Missed the entire NHL regular season due to a broken leg • Loaned to Worcester (AHL) on a conditioning assignment (1/14) • Scored a goal for Worcester in his first game of the season (1/16) • Reinjured his leg in second rehab game (1/18)... **2009 Playoffs:** Appeared in his first game of the season in WCQF Game 3 at ANA... **2007-08:** Named PlayStation "Sharks Rookie of the Year" • Among League rookies, tied for first in shorthanded goals (2) and points (3) • Ranked T-6th among all NHL forwards, T-7th among all rookies and T-1st among all rookie forwards in blocked shots (66) • Scored first career shorthanded goal at ANA (12/16) • Recorded his first NHL point with an assist on Jeremy Roenick's game-winning goal at VAN (10/5)... **2008 Playoffs:** Ranked in the NHL in faceoff percentage (55.6) • Tied for 13th in NHL in takeaways (13) • First postseason assist: WCSF Game 1 vs. DAL • First postseason goal: WCQF Game 2 vs. CGY • Made Stanley

### MITCHELL vs. NHL

Team	GP	G	A	P	PIM
Anaheim	29	5	2	7	16
Arizona	28	3	4	7	30
Boston	4	0	0	0	2
Buffalo	8	0	1	1	4
Calgary	23	4	2	6	17
Carolina	4	0	0	0	2
Chicago	20	0	4	4	6
Colorado	24	2	4	6	2
Columbus	15	2	1	3	4
Dallas	31	6	3	9	33
Detroit	18	2	2	4	8
Edmonton	22	1	4	5	6
Florida	5	0	2	2	2
Los Angeles	24	1	2	3	16
Minnesota	13	2	5	7	10
Montréal	7	0	2	2	0
Nashville	19	1	3	4	4
New Jersey	6	1	0	1	6
N.Y. Islanders	5	1	1	2	5
N.Y. Rangers	5	0	1	1	0
Ottawa	5	0	0	0	4
Philadelphia	5	0	0	0	0
Pittsburgh	4	0	0	0	0
San Jose	6	0	0	0	5
St. Louis	18	2	3	5	10
Tampa Bay	6	0	2	2	4
Toronto	6	0	0	0	0
Vancouver	21	1	3	4	2
Washington	6	2	1	3	0
Winnipeg	5	0	3	3	0

NHL Totals 392 36 55 91 198







# 17

# CENTER TORREY MITCHELL

Cup Playoff debut in WCQF Game 1 vs. CGY... **2006-07:** Led Vermont in points and assists, ranked second in goals and third in penalty minutes • T-10th among Hockey East scoring leaders • Named an Honorable Mention Hockey East All-Star • INCH Shop Player of the Week for 11/27 • Named as the team's co-captain • Signed an NHL entry level contract, forfeiting his senior season (3/21) • Made professional debut with Worcester (AHL) at Hartford (3/23) • Recorded his first professional points (1+1) at Houston (3/31)... **2007 Playoffs:** Ranked second on Worcester in penalty minutes... **2005-06:** Finished third in Hockey East in assists and ranked eighth

in points • Named to the Catamount Cup All-Tournament Team and received honorable mention among Hockey East All-Stars... **2004-05:** Ranked third on team in points, fourth in goals and second in assists • Led team in PIM and plus/minus and tied for most game-winning goals • In ECAC, Ranked T-3rd overall in freshman scoring • Finished in nation's top 20 in points per game among rookies • Named ECAC Rookie of the Week on 10/11 and 11/1 • Named National Player of the Week by INCH on 11/30 after scoring four goals in two wins, including a hat trick vs. New Hampshire (11/27).

### CAREER STATS

Season	Team	League	Regular Season											Playoffs					
			GP	G	A	P	+/-	PIM	PP	SH	GW	S	%	GP	G	A	P	PIM	
2002-03	Hotchkiss	Conn. HS	26	19	30	49	--	33	--	--	--	--	--	--	--	--	--	--	--
2003-04	Hotchkiss	Conn. HS	25	25	37	62	--	42	--	--	--	--	--	--	--	--	--	--	--
2004-05	Vermont	ECAC	38	11	19	30	--	74	--	--	--	--	--	--	--	--	--	--	--
2005-06	Vermont	H-East	38	12	28	40	--	34	--	--	--	--	--	--	--	--	--	--	--
2006-07	Vermont	H-East	39	12	23	35	--	46	--	--	--	--	--	--	--	--	--	--	--
	Worcester	AHL	11	2	5	7	7	27	0	0	0	--	--	6	1	1	2	15	
2007-08	San Jose	NHL	82	10	10	20	-3	50	1	2	0	110	9.1	13	1	2	3	10	
2008-09	Worcester	AHL	2	1	0	1	0	0	0	0	0	--	--	--	--	--	--	--	--
	San Jose	NHL	--	--	--	--	--	--	--	--	--	--	--	4	0	0	0	2	
2009-10	San Jose	NHL	56	2	9	11	6	27	0	0	0	59	3.4	15	0	2	2	2	
	Worcester	AHL	5	1	2	3	-2	10	1	0	0	--	--	--	--	--	--	--	--
2010-11	San Jose	NHL	66	9	14	23	10	46	0	0	1	116	7.8	18	1	4	5	10	
2011-12	San Jose	NHL	76	9	10	19	-6	29	0	0	0	100	9.0	5	0	1	1	6	
2012-13	Minnesota	NHL	45	4	4	8	-8	21	0	0	1	39	10.3	5	1	0	1	0	
	San Francisco	ECHL	2	1	0	1	0	0	0	0	0	7	14.3	--	--	--	--	--	
2013-14	Minnesota	NHL	58	1	8	9	-3	21	0	0	0	47	2.1	--	--	--	--	--	
	Buffalo	NHL	9	1	0	1	0	4	0	0	0	9	11.1	--	--	--	--	--	
<b>NHL Totals</b>			<b>392</b>	<b>36</b>	<b>55</b>	<b>91</b>	<b>-4</b>	<b>198</b>	<b>1</b>	<b>2</b>	<b>2</b>	<b>480</b>	<b>7.5</b>	<b>60</b>	<b>3</b>	<b>9</b>	<b>12</b>	<b>30</b>	
<b>Buffalo Totals</b>			<b>9</b>	<b>1</b>	<b>0</b>	<b>1</b>	<b>0</b>	<b>4</b>	<b>0</b>	<b>0</b>	<b>0</b>	<b>9</b>	<b>11.1</b>	<b>--</b>	<b>--</b>	<b>--</b>	<b>--</b>	<b>--</b>	





# LEFT WING

## MATT MOULSON

Born **November 1, 1983** in North York, Ontario **6 ft 1 in 202 lbs**



### CAREER GAME HIGHS:

**Goals:** 4, 12/3/11 at DAL  
**Assists:** 3, (2x). Most recent: 2/16/13 vs. NJD  
**Points:** 4, (2x). Most recent: 2/16/13 vs. NJD (1+3)  
**Penalty Minutes:** 4, (6x). Most recent: 3/31/14 at LAK  
**Longest Point Streak:** 8 games, 1/28/14 vs. WSH to 3/9/14 vs. STL (3+7)

### CAREER TRANSACTIONS:

Signed by Buffalo as an unrestricted free agent, July 1, 2014; Acquired by Minnesota from Buffalo with Cody McCormick in exchange for Torrey Mitchell, a second-round pick in the 2014 NHL Entry Draft and a second-round pick in the 2016 NHL Entry Draft, March 5, 2014; Acquired by Buffalo from NY Islanders with a first-round pick in the 2015 NHL Entry Draft and a second-round pick in the 2015 NHL Entry Draft in exchange for Thomas Vanek, October 27, 2013; Signed by NY Islanders as an unrestricted free agent, July 6, 2009; Signed by Los Angeles as an unrestricted free agent, September 1, 2006; Selected by Pittsburgh in the 9th round (263rd overall) of the 2003 NHL Entry Draft.

### SEASON STATS 2013-14

Tallied more than 50 points (23+28) for the third time in his career • Recorded points in a career-best eight consecutive games (3+7; 1/28-3/9) surrounding his midseason trade to Minnesota • Led Sabres in goals (17) and points (36) at time of trade • Missed four games with an upper-body injury (2/1-2/6) • His first eight points with Sabres came in four two-point outings in seven-game span (10/28-11/12) • Scored twice in his Sabres debut vs. DAL (10/28)... **2014 Playoffs:** Scored a goal and led Wild with five shots in Game 5 at COL (4/26) • Missed last two games with lower body injury.

### CAREER STATS

**2012-13:** Led the Islanders in assists (29), placed second in points (44) and third in goals (15) during his fourth season with the team • Tied for seventh in the NHL and placed second on the team in power-play goals (8) • Had 13 multi-point games, including a four-point effort (1+3) that tied his career high vs. NJD (2/16) • Scored his 200th NHL point (assist) at BUF (2/23) • Had a five-game assist streak (3/9-3/19) • Appeared in his 300th NHL game vs. WSH (3/9) • Missed a game (flu) for the first time in his Islanders career and saw his consecutive games-played streak come to an end vs. TBL (4/6)... **2013 Playoffs:** Made his Stanley Cup Playoffs debut, scoring three points (2+1) in six games during the Eastern Conference Quarterfinals against Pittsburgh... **2011-12:** Established career highs in goals (36), assists (33) and points (69) in 82 games during his third season with the Islanders and sixth professional campaign • Ranked 10th in the NHL in goals • Eclipsed the 30-goal mark for the third-straight season, becoming the first Islander to do so since Ziggy Palffy (1995-96 to 1997-98) • Appeared in all 82 games for the third-straight year, extending his consecutive games-played streak to 246 • Finished second on the team in power-play scoring with 24 points (14+10) • Tied for third in the league with 14 power-play goals • Scored the first goal of the game an NHL-high 12 times and ranked second in the league with 23 road goals • Recorded 17 multi-point games, including one four-point effort and three three-point performances • Had a team-best five-game goal streak, scoring eight goals from 11/26-12/6 and a six-game point streak (8+3) from 11/26-12/8 • Netted his first career four-goal game at DAL (12/3) • Named the NHL's First Star of the Week (6+1) for the period ending 12/4 • Scored his 100th NHL goal at TBL (3/24)... **2010-11:** Recorded 53 points (31+22), marking his second-straight 30-goal season • Finished second on the team in goals and tied for second in points • Skated in all 82 games for the second-straight season • Tied for the team lead in power-play goals (9), tied for second in game-winning goals (3) and ranked second in shots (237) • Had 12 multi-point games, including a trio of three-point efforts • Recorded his first three-assist game vs. BUF (1/15)

### MOULSON vs. NHL

Team	GP	G	A	P	PIM
Anaheim	11	3	5	8	4
Arizona	9	1	2	3	6
Boston	20	8	9	17	10
Buffalo	16	7	8	15	0
Calgary	5	4	0	4	4
Carolina	19	8	13	21	2
Chicago	6	1	3	4	2
Colorado	6	0	2	2	4
Columbus	9	1	2	3	0
Dallas	9	7	4	11	0
Detroit	8	5	3	8	2
Edmonton	5	1	4	5	2
Florida	17	6	3	9	2
Los Angeles	8	4	3	7	6
Minnesota	5	0	1	1	2
Montréal	17	7	4	11	2
Nashville	5	0	2	2	4
New Jersey	28	7	5	12	2
N.Y. Islanders	2	3	1	4	2
N.Y. Rangers	26	10	11	21	4
Ottawa	17	4	6	10	4
Philadelphia	26	4	6	10	4
Pittsburgh	27	6	8	14	4
San Jose	11	3	3	6	2
St. Louis	9	3	1	4	0
Tampa Bay	14	6	7	13	0
Toronto	20	13	4	17	6
Vancouver	6	4	1	5	0
Washington	18	4	6	10	2
Winnipeg	18	11	7	18	8

NHL Totals 397 141 134 275 90







• Scored two goals against his brother-in-law (J. Quick) vs. LAK (2/19) • Scored his second NHL hat trick vs. FLA (2/21) • Recorded his 100th NHL point at TOR (2/22), extending his point streak to four games (6+1)... **2009-10:** Led the team in goals (30) • Was one of three Islanders to play in all 82 games (Streit & Tavares) • Ranked 24th in the NHL and led the Islanders in game-winning goals (5) • Logged a four-game goal-scoring streak (10/12-10/21) • Recorded his first career hat trick at ATL (12/3); it was the first Islanders natural hat trick since Jason Blake (12/19/06 at NYR) • Played his 100th NHL game at ANA (3/19) • Reached the 30-goal mark for the first time in his career vs. PIT (4/11)... **2008-09:** Had one point (1+0) and two penalty minutes in seven games with Los Angeles • Led Manchester (AHL) in goals (21) and power-play goals (11) • Ranked third on Manchester in points and fourth with in assists • His lone goal for Los Angeles was the game-winner vs. ANA (10/14)... **2007-08:** Recorded nine points (5+4) and four penalty minutes in 22 games as a rookie with Los Angeles • Became the 16th player in Kings history to score in his NHL debut on at SJS (11/20) • Recorded his first NHL point (assist) vs. ANA (11/15) • Scored in consecutive games at PHI (1/29) and at NYI (1/31) • Was recalled from Manchester four times during the season • His 28 goals ranked second on Manchester, while his 14 power-play goals ranked third on the team... 2008 Playoffs: Appeared in four Calder Cup Playoff games with Manchester, recording two goals and four penalty minutes... **2006-07:** Led Manchester with 77 games played, 25 goals and a plus-26 rat-

ing • Tied for the team lead with 57 points, 11 power-play goals and two shorthanded goals • Finished second on the club with 32 assists... **2007 Playoffs:** Recorded five points (2+3) in 16 postseason games with Manchester... **2005-06:** Appeared in 35 games as a senior and team captain at Cornell University and led his team with 18 goals and 38 points; it was the third consecutive season that he led Cornell in both categories • Also led his club with 11 power-play goals and four game-winning goals • Finished his four-year tenure at Cornell with 138 points (71+67) in 134 games... **2004-05:** Appeared in 34 games with Cornell and led the team with 22 goals and 42 points • His 20 assists ranked second on the team • Also led the club with 12 power-play goals and was tied for second with four game-winning goals... **2003-04:** Appeared in 32 games as a sophomore at Cornell and led the team with 18 goals and 35 points • His 17 assists ranked second on the team • Also led the club with four game-winning goals and was tied for first with six power-play goals... **2002-03:** Appeared in 33 games at Cornell as a freshman, notching 23 points (13+10) • His 13 goals were tied for second on the club, while his 23 points, 13 goals and four power-play goals led all Cornell freshmen... **2001-02:** Appeared in 42 games with Guelph of the Mid-Western Junior B Hockey League and notched 102 points (56+46) and 80 penalty minutes • His 56 goals and 102 points were both second-most in the league • Named MWJHL Co-MVP with Cambridge's Aran Myers.

### CAREER STATS

Season	Team	League	Regular Season										Playoffs						
			GP	G	A	P	+/-	PIM	PP	SH	GW	S	S%	GP	G	A	P	PIM	
2001-02	Guelph	OHA	42	56	46	102	--	80	--	--	--	--	--	--	--	--	--	--	--
2002-03	Cornell	ECAC	33	13	10	23	--	22	--	--	--	--	--	--	--	--	--	--	--
2003-04	Cornell	ECAC	32	18	17	35	--	37	--	--	--	--	--	--	--	--	--	--	--
2004-05	Cornell	ECAC	34	22	20	42	--	33	--	--	--	--	--	--	--	--	--	--	--
2005-06	Cornell	ECAC	35	18	20	38	--	14	--	--	--	--	--	--	--	--	--	--	--
2006-07	Manchester	AHL	77	25	32	57	26	23	11	2	1	--	--	16	2	3	5	8	
2007-08	Manchester	AHL	57	28	28	56	5	29	14	0	--	--	--	4	2	0	2	4	
	Los Angeles	NHL	22	5	4	9	2	4	0	0	0	35	14.3	--	--	--	--	--	
2008-09	Manchester	AHL	54	21	26	47	3	35	11	1	1	--	--	--	--	--	--	--	
	Los Angeles	NHL	7	1	0	1	-4	2	0	0	1	6	16.7	--	--	--	--	--	
2009-10	NY Islanders	NHL	82	30	18	48	-1	16	8	0	5	208	14.4	--	--	--	--	--	
2010-11	NY Islanders	NHL	82	31	22	53	-10	24	9	0	3	237	13.1	--	--	--	--	--	
2011-12	NY Islanders	NHL	82	36	33	69	1	6	14	0	5	219	16.4	--	--	--	--	--	
2012-13	NY Islanders	NHL	47	15	29	44	-3	4	8	0	0	154	9.7	6	2	1	3	10	
2013-14	Buffalo	NHL	44	11	18	29	-8	20	3	0	2	105	10.5	--	--	--	--	--	
	Minnesota	NHL	20	6	7	13	7	8	1	0	3	43	14.0	10	1	2	3	4	
	NY Islanders	NHL	11	6	3	9	3	6	5	0	0	28	21.4	--	--	--	--	--	
NHL Totals			397	141	134	275	-13	90	48	0	19	1,035	13.6	16	1	2	3	4	
Buffalo Totals			44	11	18	29	-8	20	3	0	2	105	10.5	--	--	--	--	--	





# 57

# DEFENSEMAN

## TYLER MYERS

Born **February 1, 1990** in Houston, Texas **6 ft 8 in** **224 lbs**



### CAREER GAME HIGHS:

**Goals:** 2, (3x). Most recent: 1/18/14 vs. CBJ  
**Assists:** 3 (3x). Most recent: 3/19/11 vs. ATL  
**Points:** 4, 3/10/10 vs. DAL (1+3)  
**Penalty Minutes:** 11, 11/7/13 at LAK  
**Longest Point Streak:** 5 games, 3/16/10 at ATL to 3/24/10 vs. MTL (1+5)

### CAREER TRANSACTIONS:

Selected by Buffalo in the 1st round (12th overall) of the 2008 NHL Entry Draft.

### SEASON STATS 2013-14

Games missed due to injury: 17; 10 - broken ribs (3/27-4/13), five - arm (3/15-3/23), two - lower body (2/5-2/6) • Served a three-game suspension (1/9-1/14) • Led Sabres defenseman in goals (9) and ranked second in assists (13) and points (22) • Ranked second among all Sabres skaters in average TOI (21:53) • Tallied three points (1+2) and was a plus-three vs. SJS (2/28) • Netted two goals vs. CBJ (1/18) • Contributed a pair of assists in 24:10 TOI vs. TOR (11/29) • Registered his second career fighting major along with a career-high 11 PIM at LAK (11/7) • Logged a season-high 27:55 TOI and tallied an assist for his first point of the season at NYI (10/15).

### CAREER STATS

**2012-13:** Games missed due to injury: seven - leg (4/13-4/26) • Finished second among Sabres skaters in average TOI (21:18) • Led all Sabres skaters with a TOI of 28:13 vs. WSH (3/30), contributing an assist and four hits • Scored the game-winning goal at TBL (2/26) • Tallied two points (1+1) vs. BOS (2/15) • Netted his first goal of the season vs. PHI (1/20)... **2011-12:** Games missed due to injury: 23; 19 - broken wrist (11/23-1/3), four - fractured foot (3/31-4/7) • Ranked second on the team with an average TOI of 22:29 and logged more than 20 minutes in 50 of 55 games • Served three-game suspension (3/14-3/19) • Became the Sabres' all-time leader in career overtime goals by a defenseman (three) vs. MTL (3/12); the goal also tied him with Brian Campbell and Alexei Zhitnik for fifth-most GWG by a defenseman in Sabres history (seven) • Four-game point streak (2+2) from 2/16-2/21 • Recorded 100th career point in his 200th career game vs. MTL (2/17) • Logged a career-high TOI of 31:05 at NYI (1/14) • Healthy scratch for the first time in his career at MTL (11/14)... **2010-11:** Games missed due to injury: two - flu (12/27-12/28) • Tied for team lead with five GWG • Recorded three assists vs. ATL (3/19) • Three-game assist streak 12/11-12/17 • Played 100th career NHL game vs. WSH (11/13) • Three-point game (1+2) at NJD (11/10) • Scored in consecutive games 10/23-10/26 and 2/10-2/13... **2011 Playoffs:** Led Buffalo skaters with 23:52 TOI per game • Recorded first career multi-point playoff game (0+3) in Game 6 vs. PHI (4/22), followed it up with two points (1+1) in Game 7 • Picked up an assist while playing a team-high 27:48 TOI in Game 5 at PHI (4/22) • Led all skaters with five hits in Game 4 vs. PHI (4/20) • Tied for team lead with five hits in 22:20 TOI in Game 1 at PHI (4/14)... **2009-10:** Awarded Calder Trophy as the NHL's top rookie; received 94 of 133 first-place votes; was also named to the NHL's All-Rookie Team • Ranked at or near the top in several rookie categories, including average ice time (1st, 23:44), shorthanded time (1st), assists (1st), blocked shots (1st, 137), plus-minus (T-2nd) and points (3rd) • Also one of four rookies to play all 82 games • Became the 16th-youngest player to play for the Sabres in a season opener (19 yrs, 245 days) • Named NHL's Rookie of the Month for January • Skated a season-high 28:32 at OTT (12/16) • Skated 20+ minutes in 77 of 82 games • Picked up a career-high four points (1+3) vs. DAL (3/10) • Posted season-high five game point streak from 3/16-3/24 (1+5) • Scored shootout winning goal at TBL (10/24)... **2010 Playoffs:** Played in all six games • Scored first career playoff goal in Game 2 vs. BOS (4/17) • Skated 35:35 in Game 4 double-OT loss at BOS (4/21) • Played six games for Canada at 2010 World Championships in Germany • Recorded two assists with 4 PIM... **2008-09:** Named to Memorial Cup All-Star Team • MVP of the 2009 WHL Playoffs • Won gold medal with

### MYERS vs. NHL

Team	GP	G	A	P	PIM
Anaheim	6	1	3	4	9
Arizona	6	1	2	3	2
Boston	23	5	9	14	17
Calgary	3	0	0	0	2
Carolina	18	1	5	6	18
Chicago	6	0	2	2	4
Colorado	4	0	1	1	4
Columbus	7	2	1	3	8
Dallas	5	1	5	6	2
Detroit	6	0	1	1	8
Edmonton	2	0	1	1	2
Florida	16	2	10	12	6
Los Angeles	5	0	0	0	13
Minnesota	5	1	1	2	2
Montreal	25	2	5	7	8
Nashville	3	0	1	1	0
New Jersey	16	4	2	6	6
N.Y. Islanders	13	4	5	9	4
N.Y. Rangers	15	1	3	4	2
Ottawa	22	0	4	4	10
Philadelphia	13	4	4	8	10
Pittsburgh	15	0	4	4	6
San Jose	7	1	3	4	4
St. Louis	4	1	2	3	0
Tampa Bay	16	4	2	6	16
Toronto	23	2	8	10	12
Vancouver	4	1	2	3	2
Washington	14	0	3	3	10
Winnipeg	16	3	8	11	8

### NHL Totals

NHL Totals	318	41	97	138	195
------------	-----	----	----	-----	-----





# 57

# DEFENSEMAN


## TYLER MYERS

Team Canada at 2009 World Junior Championship in Ottawa...  
**2007-08:** Named WHL's Top Draft Prospect • Represented Team Canada at the Under-18 World Championships • Participated in the

2008 CHL Top Prospects Game... **2006-07:** Won bronze medal at the 2007 Canada Winter Games playing with Team Alberta.

### CAREER STATS

Season	Team	League	Regular Season										Playoffs						
			GP	G	A	P	+/-	PIM	PP	SH	GW	S	S%	GP	G	A	P	PIM	
2006-07	Kelowna	WHL	59	2	13	15	--	78	--	--	--	--	--	--	--	--	--	--	--
2007-08	Kelowna	WHL	65	6	13	19	--	97	4	0	--	--	--	7	1	2	3	12	
2008-09	Kelowna	WHL	58	9	33	42	--	105	4	1	--	--	--	22	5	15	20	20	
	Canada	WJC	6	1	0	1	--	2	--	--	--	--	--	--	--	--	--	--	
<b>2009-10</b>	<b>Buffalo</b>	<b>NHL</b>	<b>82</b>	<b>11</b>	<b>37</b>	<b>48</b>	<b>13</b>	<b>32</b>	<b>3</b>	<b>0</b>	<b>1</b>	<b>104</b>	<b>10.6</b>	<b>6</b>	<b>1</b>	<b>0</b>	<b>1</b>	<b>4</b>	
	Canada	WC	7	0	2	2	1	4	--	--	--	--	--	--	--	--	--	--	
<b>2010-11</b>	<b>Buffalo</b>	<b>NHL</b>	<b>80</b>	<b>10</b>	<b>27</b>	<b>37</b>	<b>0</b>	<b>40</b>	<b>3</b>	<b>0</b>	<b>5</b>	<b>122</b>	<b>8.2</b>	<b>7</b>	<b>1</b>	<b>5</b>	<b>6</b>	<b>16</b>	
<b>2011-12</b>	<b>Buffalo</b>	<b>NHL</b>	<b>55</b>	<b>8</b>	<b>15</b>	<b>23</b>	<b>5</b>	<b>33</b>	<b>3</b>	<b>0</b>	<b>1</b>	<b>84</b>	<b>9.5</b>	--	--	--	--	--	
<b>2012-13</b>	<b>Buffalo</b>	<b>NHL</b>	<b>39</b>	<b>3</b>	<b>5</b>	<b>8</b>	<b>-8</b>	<b>32</b>	<b>1</b>	<b>0</b>	<b>2</b>	<b>48</b>	<b>6.3</b>	--	--	--	--	--	
	Klagenfurter AC	Austria	17	3	7	10	--	37	0	0	0	--	--	--	--	--	--	--	
<b>2013-14</b>	<b>Buffalo</b>	<b>NHL</b>	<b>62</b>	<b>9</b>	<b>13</b>	<b>22</b>	<b>-26</b>	<b>58</b>	<b>3</b>	<b>0</b>	<b>0</b>	<b>99</b>	<b>9.1</b>	--	--	--	--	--	
<b>NHL Totals</b>			<b>318</b>	<b>41</b>	<b>97</b>	<b>138</b>	<b>-16</b>	<b>195</b>	<b>13</b>	<b>0</b>	<b>9</b>	<b>457</b>	<b>9.0</b>	<b>13</b>	<b>2</b>	<b>5</b>	<b>7</b>	<b>20</b>	
<b>Buffalo Totals</b>			<b>318</b>	<b>41</b>	<b>97</b>	<b>138</b>	<b>-16</b>	<b>195</b>	<b>13</b>	<b>0</b>	<b>9</b>	<b>457</b>	<b>9.0</b>	<b>13</b>	<b>2</b>	<b>5</b>	<b>7</b>	<b>20</b>	








# 34

# GOALTENDER

## MICHAL NEUVIRTH

Born **March 23, 1988** in Ústí Nad Labem, Czech Republic **6 ft 1 in** **205 lbs**



### CAREER GAME HIGHS:

- Most Shots Faced:** 54, 3/13/14 at CAR
- Most Saves:** 51, 3/13/14 at CAR
- Most Saves in Shutout:** 39, 2/21/11 at PIT
- Longest Shutout Sequence:** 111:55, 2/6/11 vs. PIT to 2/8/11 vs. SJS
- Longest Winning Streak:** 5 games, 3/18/11 at NJD to 4/5/11 at TOR

### CAREER TRANSACTIONS:

Acquired by Buffalo from Washington with Rostislav Klesla in exchange for Jaroslav Halak and a third-round pick in the 2015 NHL Entry Draft, March 5, 2014; Selected by Washington in the 2nd round (34th overall) of the 2006 NHL Entry Draft.

### SEASON STATS 2013-14

Made 42 saves in his Sabres debut at FLA (3/7) • Turned aside a career-high 51 of 54 shots faced at CAR (3/13) • Missed the season's final 15 games with a hip injury (3/16-4/13) • Appeared in 13 games with Washington, recording a 4-6-2 record with a 2.82 goals-against average and a save percentage of .914 • Stopped 42 of 45 shots at DET (1/31) • Stopped 32 shots and recorded an assist at PHX (11/9) • Missed six games with injury (11/29-12/10) • Stopped 27 of 28 shots in win vs. CGY (10/3).

### CAREER STATS

**2012-13:** Went 4-5-2 with a 2.74 goals-against average and a .910 save percentage in 13 games for Washington • Played in 24 games for HC Sparta Praha in the Czech Republic during the lock-out and posted a 2.51 goals-against average and a .925 save percentage... **2011-12:** Went 13-13-5 with a 2.82 goals-against average and a .903 save percentage in 38 games for Washington • Posted a shutout win vs. TOR in his 100th career NHL game (3/11) • Recorded his first NHL assist at CHI (3/18) • Won three-straight games (2/24-2/28) • Missed five games (10/13-10/22) due to injury... **2010-11:** Finished third among rookie goaltenders in wins (27) and GAA (2.45) • Tied a Capitals record for shutouts in a season by a rookie with four (Jim Carey, 1994-95) • Named NHL Rookie of the Month in October • Set a Capitals franchise record for wins by a rookie goaltender with 21st victory vs. STL (3/3) • Tied Olaf Kolzig's club record for longest home winning streak (10) before taking a loss vs. BOS (10/19) • Became the youngest Capitals goaltender to start a season opener since Jim Carey in 1996-97... **2011 Playoffs:** Finished fifth in the postseason (minimum 300 minutes) in goals-against average (2.34) • Led rookie goaltenders in the playoffs (minimum 300 minutes) in wins (4), games played (9), shots against (261) and minutes (590); ranked second in goals-against average (2.34) and save percentage (.912)... **2009-10:** Split time between Washington and the Hershey Bears (AHL) • Played in 17 games for the Capitals; posted a 9-4-0 record with a .914 save percentage and 2.75 goals-against average • Was 7-1-0 with a 1.75 goals-against average and a .945 save percentage in NHL home games • Recorded career-best three-game winning streak twice (12/19-12/26 and 1/27-2/5) • Had four wins during the team's franchise-best 14-game winning streak (1/13-2/7) • Went 15-6-0 in 22 games with Hershey with a .919 save percentage and 2.24 goals-against average • Had wins in five consecutive starts with Hershey (11/4-11/14)... **2010 Playoffs:** Went 14-4 in leading Hershey to a second consecutive Calder Cup • Became the first starting goaltender to win back-to-back Calder Cups since Pete Peeters for the Maine Mariners in 1978 and 1979 • Had the league's third-best goals-against average (2.07) and fifth-best save percentage (.920) in the playoffs • Went 6-1 in playoff overtime games • Recorded a 22-save shutout in the Cup-clinching Game 6 vs. Texas (6/14)... **2008-09:** Played in five games for Washington with a 2-1-0 record while spending the bulk of the season with Hershey and South Carolina (ECHL) • Made his NHL debut at TBL (2/14) and made 31 saves in a 5-1 victory • Had three AHL games of 40 or more saves, including a 47-save shutout

### NEUVIRTH vs. NHL

Team	GP	GA	SO	W	L	O	GAA
Anaheim	2	4	0	2	0	0	2.40
Arizona	3	8	0	1	1	1	2.61
Boston	6	14	0	1	3	0	3.65
Buffalo	6	15	0	4	1	0	3.09
Calgary	3	5	0	2	0	0	1.92
Carolina	8	21	1	4	2	1	2.62
Chicago	1	4	0	0	1	0	4.00
Colorado	3	10	0	0	3	0	3.37
Columbus	1	3	0	1	0	0	2.90
Dallas	2	7	0	0	2	0	3.53
Detroit	3	11	0	1	1	1	3.53
Edmonton	1	2	0	1	0	0	2.00
Florida	11	26	0	3	4	1	2.69
Los Angeles	2	3	0	0	1	0	2.28
Minnesota	1	2	0	0	1	0	2.03
Montreal	9	19	1	5	3	0	2.24
Nashville	2	3	0	2	0	0	1.48
New Jersey	9	19	1	4	2	3	2.06
N.Y. Islanders	7	11	0	5	1	0	1.71
N.Y. Rangers	5	19	0	1	3	0	4.27
Ottawa	7	12	0	4	1	1	1.85
Philadelphia	5	11	0	1	1	1	2.88
Pittsburgh	6	12	2	2	1	2	2.12
San Jose	3	10	0	0	3	0	3.37
St. Louis	1	2	0	1	0	0	2.00
Tampa Bay	6	14	0	3	1	0	3.01
Toronto	11	29	1	5	3	1	2.96
Vancouver	2	7	0	0	2	0	4.24
Washington	0	0	0	0	0	0	0.00
Winnipeg	10	27	1	6	2	1	2.74

**NHL Totals 136 330 7 59 43 13 2.67**







# 34

# GOALTENDER

## MICHAL NEUVIRTH

at Binghamton (3/27)... Represented the American Conference at the 2009 ECHL All-Star Game... **2009 Playoffs:** Named the AHL's playoff MVP (Jack A. Butterfield Trophy) after leading Hershey's run to the Calder Cup • Played all 22 playoff games for Hershey • Led all AHL goalies in playoff wins and shutouts and had the best goals-against average and save percentage of any goalie who played more than one series • Posted back-to-back shutouts in Games 6 and 7 against Wilkes-Barre/Scranton (5/10-5/12), becoming the first goalie in AHL history to record shutouts in Games 6 and 7 of a playoff series... **2007-08:** Played 33 games with three teams in the OHL; finished a combined 17-7-5-3 and ranked ninth in the league with a .911 save percentage • Logged a seven-game winning streak from 10/27-11/25, including three wins with Plymouth and wins in his first four games after being traded to Windsor • Posted a 2-2-0 record at the World Junior Championship for the Czech Republic; his .910 save percentage ranked fourth in the tournament... **2008 Playoffs:** Played nine playoff games for Oshawa and posted

a 7-2-0 record before suffering a season ending injury • Won his first five playoff starts, leading the Generals to a first round sweep of Ottawa • Represented the Czech Republic at the World Junior Championship... **2006-07:** Led the Plymouth to an OHL Championship and a spot in the Memorial Cup semifinals • Named Whalers' Rookie of the Year • Named the OHL's second-team All-Star goaltender • Runner-up for OHL Goaltender of the Year Award • Won the F.W. "Dinty" Moore Trophy as the first year goaltender with the best goals-against average • Won the Dave Pinkney Trophy with Jeremy Smith for the best team goals-against average • Led the OHL in regular-season goals-against average (2.32) and save percentage (.932) • Named OHL Player of the Week for recording a 1.00 GAA and .970 save percentage in two wins (4/22) • Set the second-longest shutout streak in franchise history at 164:18 (12/28-1/6)... **2007 Playoffs:** Appeared in 23 postseason games, going 16-5-2 with a 2.54 GAA and .927 save percentage.

### CAREER STATS

Season	Team	League	Regular Season									Playoffs								
			GP	W	L	OT	GA	SO	GAA	SV%	MIN	GP	W	L	GA	SO	GAA	SV%	MIN	
2003-04	Sparta U17	CZE-U17	55	--	--	--	96	5	1.84	--	3137	3	--	--	13	0	4.33	--	180	
2004-05	Sparta U17	CZE-U17	20	--	--	--	49	3	2.50	--	1178	8	--	--	17	0	2.12	--	482	
	Sparta Jr.	CZE-Jr.	10	--	--	--	20	1	2.40	--	501	--	--	--	--	--	--	--	--	
2005-06	Sparta Jr.	CZE-Jr.	42	--	--	--	82	5	1.96	--	2516	3	--	--	9	0	3.02	--	179	
2006-07	Plymouth	OHL	41	26	8	4	86	4	2.32	.932	2223	18	14	3	44	0	2.44	.930	1080	
2007-08	Oshawa	OHL	15	6	2	6	57	0	4.05	.898	--	9	7	2	21	0	2.48	.932	290	
	Plymouth	OHL	10	5	4	1	26	0	2.60	.928	--	--	--	--	--	--	--	--	--	
	Windsor	OHL	8	6	1	1	17	0	2.12	.918	--	--	--	--	--	--	--	--	--	
	Czech Republic	WJC	4	2	2	0	10	0	2.50	.910	--	--	--	--	--	--	--	--	--	
2008-09	Hershey	AHL	17	9	5	2	45	1	2.70	.910	1001	22	16	6	43	4	1.92	.932	1346	
	South Carolina	ECHL	13	6	7	0	29	2	2.28	.918	762	--	--	--	--	--	--	--	--	
2009-10	Hershey	AHL	22	15	6	0	46	1	2.24	.919	567	18	14	4	39	1	2.07	.920	1133	
	Washington	NHL	17	9	4	0	40	0	2.75	.914	872	--	--	--	--	--	--	--	--	
2010-11	Washington	NHL	48	27	12	4	110	4	2.45	.914	2689	9	4	5	23	1	2.34	.912	590	
2011-12	Washington	NHL	38	13	13	5	95	3	2.82	.903	2020	--	--	--	--	--	--	--	--	
2012-13	Sparta	Czech	24	--	--	--	55	1	2.46	--	1342	--	--	--	--	--	--	--	--	
	Washington	NHL	13	4	5	2	33	0	2.74	.910	723	--	--	--	--	--	--	--	--	
2013-14	Washington	NHL	13	4	6	2	36	0	2.82	.914	767	--	--	--	--	--	--	--	--	
	Buffalo	NHL	2	0	2	0	5	0	2.59	.949	117	--	--	--	--	--	--	--	--	
	Hershey	AHL	1	1	0	0	4	0	4.02	.892	60	--	--	--	--	--	--	--	--	
<b>NHL Totals</b>			<b>136</b>	<b>59</b>	<b>43</b>	<b>13</b>	<b>330</b>	<b>7</b>	<b>2.67</b>	<b>.911</b>	<b>7409</b>	<b>9</b>	<b>4</b>	<b>5</b>	<b>23</b>	<b>1</b>	<b>2.34</b>	<b>.912</b>	<b>590</b>	
<b>Buffalo Totals</b>			<b>2</b>	<b>0</b>	<b>2</b>	<b>0</b>	<b>5</b>	<b>0</b>	<b>2.59</b>	<b>.949</b>	<b>117</b>	<b>--</b>	<b>--</b>	<b>--</b>	<b>--</b>	<b>--</b>	<b>--</b>	<b>--</b>	<b>--</b>	





# 3

# DEFENSEMAN

## MARK PYSYK

Born **January 11, 1992** in Sherwood Park, Alberta **6 ft 1 in** **195 lbs**



### CAREER GAME HIGHS:

- Goals:** 1, (2x). Most recent: 12/23/13 vs. PHX
- Assists:** 2, (2x). Most recent: 11/15/13 vs. TOR
- Points:** 2, (2x). Most recent: 11/15/13 vs. TOR (0+2)
- Penalty Minutes:** 4, 10/28/13 vs. DAL
- Longest Point Streak:** 2 games, 4/2/13 at PIT to 4/5/13 vs. OTT (0+2)

### CAREER TRANSACTIONS:

Selected by Buffalo in the 1st round (23rd overall) of the 2010 NHL Entry Draft.

### SEASON STATS 2013-14

Averaged 19:37 TOI per game, ranking fifth among NHL rookies • Scored the GWG in overtime and recorded five shots on goal vs. PHX (12/23) • Notched two assists vs. TOR (11/15) • Logged a career-high 24:43 TOI at SJS (11/5) • Tallied his first point of the season with an assist at CHI (10/14) • Recorded 12 points (1+11) in 31 AHL regular-season games with Rochester; added 14 penalty minutes in five playoff games.

### CAREER STATS

**2012-13:** Recorded two assists at PIT (4/23) for his first career multi-point game • Scored his first NHL goal vs. NYR (4/19) • Logged a career-high 20:46 TOI at BOS (4/17) • Tallied an assist in back-to-back games for his first and second NHL points (4/2 at PIT and 4/5 vs. OTT) • Made his NHL debut at WSH (3/17), logging 14:55 TOI while registering one shot on goal and two blocked shots • Registered his first NHL point with an assist at PIT (4/2) • Recalled 3/17 from Rochester (AHL) • Tied for lead among all Rochester Americans (AHL) skaters with a plus-8 rating • Registered his first pro assist against Grand Rapids (10/19) • Scored his first professional goal in his AHL debut against Syracuse (10/12) • Notched his first professional multi-point game with a goal and an assist against Toronto (12/15) • Collected two PIM while appearing in all three playoff games for Rochester • Was plus-2 in his professional playoff debut in Game 1 of the Western Conference Quarterfinals at Toronto (4/27)... **2011-12:** Completed his fourth season with the Edmonton Oil Kings (WHL), finishing second in scoring among team defensemen with 38 points (6+32) in 57 games • Added 11 points (3+8) in 20 postseason appearances, leading Edmonton to the Ed Chynoweth Cup as WHL champions • Became the second straight Buffalo Sabres defensive prospect to captain his team to a WHL title after Brayden McNabb guided Kootenay to the 2011 championship • Took the Oil Kings to the Memorial Cup tournament, where they finished in fourth place... **2010-11:** Appeared in four postseason games in the 2011 WHL Playoffs • Posted his finest season of junior hockey, collecting career-highs in assists (34), points (40) and penalty minutes (88) in 63 games with the Oil Kings • Led all Edmonton defensemen in scoring for second straight season and ranked fifth overall among Oil Kings skaters in scoring • His plus/minus rating of plus-29 was also the second highest on the team and the best of his career • Named team captain before the start of the regular season • Captured bronze with Team Canada at the 2012 World Junior Championship in Alberta... **2009-10:** Edmonton's top scoring defenseman with 24 points (7+17), despite just playing 48 games • Scored a career-high seven goals, including two on the power play, before suffering a broken foot that sidelined him the rest of the season • Named Edmonton's team MVP at the close of the regular season... **2008-09:** Dressed for 61 games for Edmonton, compiling 20 points (5+15) to finish second in scoring among Oil Kings blueliners • Three of his five goals were scored on the power play • Won a gold medal with Team Canada at the 2009 Ivan Hlinka Memorial Tournament in Slovakia... **2007-08:** Finished his rookie season in Edmonton, recording three points (1+2) in 14 games • Began the campaign with his hometown Sherwood Park Crusaders (AJHL), appearing in one game.

### PYSYK vs. NHL

Team	GP	G	A	P	PIM
Anaheim	2	0	1	1	0
Arizona	1	1	0	1	0
Boston	3	0	0	0	0
Calgary	0	0	0	0	0
Carolina	0	0	0	0	0
Chicago	1	0	1	1	0
Colorado	1	0	0	0	0
Columbus	2	0	0	0	0
Dallas	1	0	0	0	4
Detroit	3	0	1	1	2
Edmonton	0	0	0	0	0
Florida	2	0	0	0	0
Los Angeles	2	0	0	0	0
Minnesota	2	0	0	0	2
Montreal	5	0	0	0	2
Nashville	0	0	0	0	0
New Jersey	3	0	0	0	0
N.Y. Islanders	3	0	0	0	0
N.Y. Rangers	3	1	0	1	2
Ottawa	4	0	1	1	2
Philadelphia	2	0	0	0	2
Pittsburgh	3	0	3	3	0
San Jose	1	0	0	0	0
St. Louis	1	0	0	0	0
Tampa Bay	4	0	0	0	0
Toronto	6	0	3	3	0
Vancouver	1	0	0	0	0
Washington	4	0	0	0	0
Winnipeg	3	0	0	0	0

NHL Totals **63** **2** **10** **12** **16**







# 3

# DEFENSEMAN

## MARK PYSYK

CAREER STATS			Regular Season										Playoffs					
Season	Team	League	GP	G	A	P	+/-	PIM	PP	SH	GW	S	%	GP	G	A	P	PIM
2007-08	Sherwood Park	AMHL	34	10	10	20	--	60	--	--	--	--	--	2	1	0	1	16
	Edmonton	WHL	14	1	2	3	-8	8	0	0	--	--	--	--	--	--	--	--
2008-09	Edmonton	WHL	61	5	15	20	-5	27	3	0	--	--	--	4	0	0	0	2
2009-10	Edmonton	WHL	48	7	17	24	-19	47	2	0	--	--	--	--	--	--	--	--
2010-11	Edmonton	WHL	63	6	34	40	29	88	1	0	--	--	--	4	0	0	0	6
2011-12	Edmonton	WHL	57	6	32	38	15	83	1	0	--	--	--	24	3	11	14	28
2012-13	Buffalo	NHL	19	1	4	5	-7	0	1	0	0	21	4.8	--	--	--	--	--
	Rochester	AHL	57	4	14	18	8	20	0	0	0	67	6.0	3	0	0	0	2
2013-14	Buffalo	NHL	44	1	6	7	-11	16	0	0	1	51	2.0	--	--	--	--	--
	Rochester	AHL	31	1	11	12	5	28	1	0	0	37	2.7	5	0	0	0	14
<b>NHL Totals</b>			<b>63</b>	<b>2</b>	<b>10</b>	<b>12</b>	<b>-18</b>	<b>16</b>	<b>1</b>	<b>0</b>	<b>1</b>	<b>72</b>	<b>2.8</b>	--	--	--	--	--
<b>Buffalo Totals</b>			<b>63</b>	<b>2</b>	<b>10</b>	<b>12</b>	<b>-18</b>	<b>16</b>	<b>1</b>	<b>0</b>	<b>1</b>	<b>72</b>	<b>2.8</b>	--	--	--	--	--







# 21

# RIGHT WING

## DREW STAFFORD

Born **October 30, 1985** in Milwaukee, Wisconsin **6 ft 2 in** **213 lbs**



### CAREER GAME HIGHS:

- Goals:** 3, (6x). Most recent: 2/13/11 vs. NYI
- Assists:** 3, (2x). Most recent: 11/11/11 vs. OTT
- Points:** 5, 1/18/08 vs. ATL (3+2)
- Penalty Minutes:** 15, 12/23/13 vs. PHX
- Longest Point Streak:** 5 games, (4x). Most recent: 10/13/09 vs. DET to 10/24/09 at TBL (3+2)

### CAREER TRANSACTIONS:

Selected by Buffalo in the 1st round (13th overall) of the 2004 NHL Entry Draft.

### SEASON STATS 2013-14

Games missed due to injury: 12; four - upper body (1/4-1/14), four - upper body (1/27-2/1), four - undisclosed (4/3-4/8) • Scored in three consecutive games (3/9-3/13) • Skated 23:00, the third-highest TOI of his career, and scored a power play goal in his 500th career game vs. NSH (3/11) • Logged two four-game point streaks (2/3-2/25 and 3/9-3/15) • Recorded three points (2+1) vs. FLA (1/21).

### CAREER STATS

**2012-13:** Led all Sabres skaters in shots on goal (121) • Four game point-streak (1+4, 4/17-4/23) • Tallied his first goal of the season in a two-point effort (1+1) vs. BOS (2/15) • Recorded a pair of goals vs. OTT (3/16) • Registered two points (1+1) at FLA (3/28) • Logged a season-high 21:46 TOI vs. BOS (3/31) • Recorded a pair of assists at PIT (4/23)... **2011-12:** Games missed due to injury: two; one - lower body (11/26), one - illness (2/1) • Played a career-high 80 games • The Sabres were 11-3-3 when Stafford scored a goal • Registered 17 points (7+10) in a 13-game span (3/12-4/5) • Scored seven goals in nine games (3/14-3/31) • Recorded three points (1+2), including first career shorthanded goal, vs. COL (3/14) • Scored 100th career goal at TOR (12/16) • Recorded 400th career point with goal at PIT (10/15)... **2010-11:** Games missed due to injury: 20; 11 - upper body (11/6-11/27), four - upper body (12/4-12/11), three - groin (1/21-1/23), two - lower body (3/12-3/13) • Played second-fewest games (62) by a 30-goal scorer behind Sidney Crosby (41); tied for fifth in NHL with .50 goals per game • Tied for team lead with career-best 11 power play goals • Recorded career highs in goals (31), points (52) and plus/minus (plus-13) • Appeared in 300th career game at CAR (3/3) • Tied Alexander Semin with league-high four hat tricks (12/15, 1/1, 2/8, 2/13) • Became first NHL player since Thomas Vanek (2/12/08-4/5/08) to score four hat tricks in 60 days and first to score four hat tricks within a span of 24 team games since Pavel Bure (2/10/01-3/17/01)... **2011 Playoffs:** Broke Sabres' record for shots on goal in a first-round series (33); led or tied to lead team in shots in six of seven games • Went 9-for-15 (60%) on faceoffs in Game 6 • Scored three points (1+2) in seven games • Led all Buffalo forwards with 20:01 TOI per game... **2009-10:** Games missed due to injury: nine; seven - groin (3/7-3/18), one - lower body (11/14), one -upper body (4/11) • Played in his 200th career NHL game vs. CGY (11/13) • Matched his career-high with five-game point streak from 10/13-10/24 • Recorded a career-high seven PIM at CBJ (2/6)... **2010 Playoffs:** Held pointless in three games vs. BOS... **2008-09:** Did not play in three games as a healthy scratch • Multi-point games: 12 • Eclipsed 20-goal plateau for first time • Set career highs in games played (79), goals (20), assists (25) and points (45) • Recorded 100th career NHL assist on Derek Roy's 100th career goal vs. SJS (2/13) • Scored second career hat-trick at EDM (1/27) • Registered points in five straight games (4+2) starting at TBL (12/10) and ending vs. LAK (12/19)... **2007-08:** Games missed due to injury: 16; 10 - ankle; three - shoulder; three - concussion • Missed two additional games as a healthy scratch • Played 100th career game vs. OTT (3/25) • Multi-point games: six • Set career highs in goals (16), assists (22), points (38) and game-winning goals (5) • Appeared in a career-high

### STAFFORD vs. NHL

Team	GP	G	A	P	PIM
Anaheim	9	1	1	2	4
Arizona	8	3	2	5	19
Boston	42	12	13	25	26
Calgary	6	4	0	4	4
Carolina	27	5	11	16	18
Chicago	8	5	1	6	4
Colorado	6	2	6	8	4
Columbus	9	3	1	4	7
Dallas	6	0	6	6	6
Detroit	9	1	4	5	11
Edmonton	6	7	2	9	6
Florida	27	9	6	15	8
Los Angeles	6	3	2	5	8
Minnesota	6	2	1	3	2
Montreal	41	4	11	15	14
Nashville	6	1	1	2	4
New Jersey	25	3	5	8	2
N.Y. Islanders	25	6	8	14	16
N.Y. Rangers	24	8	6	14	8
Ottawa	40	7	19	26	29
Philadelphia	24	5	6	11	13
Pittsburgh	24	6	9	15	12
San Jose	8	2	4	6	6
St. Louis	4	0	0	0	0
Tampa Bay	25	9	10	19	16
Toronto	41	12	16	28	18
Vancouver	5	0	1	1	2
Washington	22	10	4	14	6
Winnipeg	24	6	6	12	15

NHL Totals **513 136 162 298 288**







# 21

# RIGHT WING

## DREW STAFFORD

64 games • Set a new career high with his first hat trick and five total points vs. ATL (1/18) • Scored six points (1+5) during a season high three-game point streak beginning at CAR (3/14) and ending at TBL (3/19)... **2006-07:** Scored 27 points (13+14) in 41 games with Buffalo • Multi-point games: seven • Scored 44 points (22+22) in 34 games with Rochester (AHL) • Was recalled from Rochester (AHL) on nine separate occasions • Named NHL Rookie of the month for March after scoring 13 points (9+4) in 15 games, including four two-point games • Scored first career NHL goal on Nov. 11 at PHI against Antero Niittymaki • Made NHL debut at NYR (11/05) and recorded his first NHL point (assist); became just the second player in league history to pick up his first NHL point in the overtime period of his NHL debut... **2007 Playoffs:** Had two points (1+1) in five games vs. NYI • Scored his first playoff goal in Game 5 vs. NYI

(4/20)... **2005-06:** Led North Dakota in scoring with 24 goals and 48 points in 42 games • Led the nation with seven short-handed goals • Was named a third-team All-American • Also named to the All-WCHA third team • Finished his three-year collegiate career with 118 points (48+70)... **2004-05:** Tied with Canada's Sidney Crosby for fifth in scoring with nine points (5+4) in seven games at World Junior Championships... **2003-04:** Fifth in team scoring as a freshman • Won a Gold Medal with Team USA at World Junior Championships with a 4-3 win over Canada... **2002-03:** Represented Team USA at the IIHF U-18 World Juniors Tournament in Russia and the U-18 Five Nations Tournament in the Czech Republic • Finished his final year at Shattuck-St. Mary's with 116 points (49+67)... **2001-02:** Scored 88 points (35+53) in 45 games his first year at Shattuck-St. Mary's.


### CAREER STATS

Season	Team	League	Regular Season											Playoffs					
			GP	G	A	P	+/-	PIM	PP	SH	GW	S	S%	GP	G	A	P	PIM	
2001-02	Shat-St. Mary's	HS-MN	45	35	53	88	--	30	--	--	--	--	--	--	--	--	--	--	--
2002-03	Shat-St. Mary's	HS-MN	65	49	67	116	--	--	--	--	--	--	--	--	--	--	--	--	--
2003-04	North Dakota	WCHA	36	11	21	32	--	30	--	--	--	--	--	--	--	--	--	--	--
2004-05	North Dakota	WCHA	42	13	25	38	--	34	--	--	--	--	--	--	--	--	--	--	--
2005-06	North Dakota	WCHA	42	24	24	48	--	63	--	--	--	--	--	--	--	--	--	--	--
<b>2006-07</b>	<b>Buffalo</b>	<b>NHL</b>	<b>41</b>	<b>13</b>	<b>14</b>	<b>27</b>	<b>5</b>	<b>33</b>	<b>3</b>	<b>0</b>	<b>3</b>	<b>67</b>	<b>19.4</b>	<b>10</b>	<b>2</b>	<b>2</b>	<b>4</b>	<b>4</b>	
	Rochester	AHL	34	22	22	44	16	30	6	1	3	128	17.2	--	--	--	--	--	
<b>2007-08</b>	<b>Buffalo</b>	<b>NHL</b>	<b>64</b>	<b>16</b>	<b>22</b>	<b>38</b>	<b>3</b>	<b>51</b>	<b>1</b>	<b>0</b>	<b>5</b>	<b>103</b>	<b>15.1</b>	--	--	--	--	--	
<b>2008-09</b>	<b>Buffalo</b>	<b>NHL</b>	<b>79</b>	<b>20</b>	<b>25</b>	<b>45</b>	<b>3</b>	<b>29</b>	<b>9</b>	<b>0</b>	<b>0</b>	<b>183</b>	<b>10.9</b>	--	--	--	--	--	
<b>2009-10</b>	<b>Buffalo</b>	<b>NHL</b>	<b>71</b>	<b>14</b>	<b>20</b>	<b>34</b>	<b>4</b>	<b>35</b>	<b>5</b>	<b>0</b>	<b>1</b>	<b>181</b>	<b>7.7</b>	<b>3</b>	<b>0</b>	<b>0</b>	<b>0</b>	<b>0</b>	
<b>2010-11</b>	<b>Buffalo</b>	<b>NHL</b>	<b>62</b>	<b>31</b>	<b>21</b>	<b>52</b>	<b>13</b>	<b>34</b>	<b>11</b>	<b>0</b>	<b>4</b>	<b>179</b>	<b>17.3</b>	<b>7</b>	<b>1</b>	<b>2</b>	<b>3</b>	<b>2</b>	
<b>2011-12</b>	<b>Buffalo</b>	<b>NHL</b>	<b>80</b>	<b>20</b>	<b>30</b>	<b>50</b>	<b>5</b>	<b>46</b>	<b>3</b>	<b>1</b>	<b>4</b>	<b>226</b>	<b>8.8</b>	--	--	--	--	--	
<b>2012-13</b>	<b>Buffalo</b>	<b>NHL</b>	<b>46</b>	<b>6</b>	<b>12</b>	<b>18</b>	<b>-16</b>	<b>21</b>	<b>0</b>	<b>0</b>	<b>0</b>	<b>121</b>	<b>5.0</b>	--	--	--	--	--	
<b>2013-14</b>	<b>Buffalo</b>	<b>NHL</b>	<b>70</b>	<b>16</b>	<b>18</b>	<b>34</b>	<b>-19</b>	<b>39</b>	<b>2</b>	<b>1</b>	<b>1</b>	<b>185</b>	<b>8.6</b>	--	--	--	--	--	
<b>NHL Totals</b>			<b>513</b>	<b>136</b>	<b>162</b>	<b>298</b>	<b>-2</b>	<b>288</b>	<b>34</b>	<b>2</b>	<b>18</b>	<b>1,245</b>	<b>10.9</b>	<b>20</b>	<b>3</b>	<b>4</b>	<b>7</b>	<b>6</b>	
<b>Buffalo Totals</b>			<b>513</b>	<b>136</b>	<b>162</b>	<b>298</b>	<b>-2</b>	<b>288</b>	<b>34</b>	<b>2</b>	<b>18</b>	<b>1,245</b>	<b>10.9</b>	<b>20</b>	<b>3</b>	<b>4</b>	<b>7</b>	<b>6</b>	





80

RIGHT WING  
CHRIS STEWARTBorn **October 30, 1987** in Toronto, Ontario **6 ft 2 in** **234 lbs****CAREER GAME HIGHS:**

**Goals:** 3, (3x). Most recent: 12/21/13 at EDM  
**Assists:** 3, 3/7/13 at PHX  
**Points:** 4, (3x). Most recent: 12/21/13 at EDM (3+1)  
**Penalty Minutes:** 19, 12/2/09 at FLA  
**Longest Point Streak:** 8 games, (2x). Most recent: 10/15/10 at NJD to 10/30/10 vs. CBJ (8+6)

**CAREER TRANSACTIONS:**

Acquired by Buffalo from St. Louis with Jaroslav Halak, William Carrier a first-round pick in the 2015 NHL Entry Draft and a third-round pick in the 2016 NHL Entry Draft in exchange for Ryan Miller and Steve Ott, February 28, 2014; Acquired by St. Louis from Colorado with Kevin Shatlenkirk and a second-round pick in the 2011 NHL Entry Draft in exchange for Erik Johnson, Jay McClement and a first-round pick in the 2011 NHL Entry Draft, February 19, 2011; Selected by Colorado in the 1st round (18th overall) of the 2006 NHL Entry Draft.

**SEASON STATS 2013-14**

Missed the season finale vs. NYI (4/13) due to a lower-body injury suffered at BOS (4/12) • Missed 16 games with a lower-body injury (3/7-4/6) • Logged 17:25 TOI in his Sabres debut at DAL (3/3) • Registered 26 points (15+11) in 58 games with St. Louis and led the Blues in penalty minutes at the time of the trade • Posted his third career hat trick at EDM (12/21).

**CAREER STATS**

**2012-13:** Led the Blues with 36 points, 18 goals and 6 power-play goals; tied for the club lead with three game-winning goals • Tied for fourth on the club with 18 assists and third with 97 shots • Posted a season-high four-game point streak (1+4) from 2/13-2/19 • Tied a single-game career high with four points and set a career high with three assists at PHX (3/7) • Recorded 16 points (8+8) in March, marking the most productive month of his career • One of seven Blues to appear in all 48 games • Appeared in his 300th NHL game at VAN (3/19) • Recorded his 100th NHL goal, 100th NHL assist and 200th NHL point vs. COL (4/23)... **2013 Playoffs:** Appeared in all six playoff games, posting one assist and 17 shots... **2011-12:** Set a career high in games played (79) • Ranked second on the Blues in penalty minutes (109 - career high) • Recorded three multi-point games • Played in his 200th career game at PHI (10/22)... **2012 Playoffs:** Appeared in seven games, tying for third on the team with two goals... **2010-11:** Finished the season ranked second among all Blues players in points (53) and goals (28) • Registered his second career hat trick at CGY (10/28) • Tied a career-high eight-game point streak (8+6) from 10/15-10/30 • Named the NHL's third star of the month for October after tallying 16 points (9+7) in 11 games • Became the fifth player in Blues history to score two goals in his St. Louis debut vs. ANA (2/19) • Scored six goals in his first five games for the Blues, marking the best start by any player in franchise history • Tied for seventh among all NHL skaters with 12 power-play goals • Recorded a career-best four-game goal streak (3/24-3/30) • Made his international debut for Team Canada at the 2011 IIHF World Championship, registering four points (2+2) in seven games... **2009-10:** Led Colorado with 28 goals, five game-winning goals and 221 shots, and ranked second with 64 points in 77 games • 25 of his 28 goals came at even strength • Scored 21 seconds into the game vs. CBJ (12/19) • Skated in his 100th NHL game vs. MIN (1/28) • Led Colorado with nine goals in both December and March • NHL's First Star of the Week for week ending 3/7; led league with nine points (5+4) in four games during the week • Tallied his first career hat trick and had a personal-high four points vs. STL (3/6); completed the hat trick on his first career penalty shot attempt • Compiled a career-best eight-game point streak (7+6) from 3/6-3/22 • Went 3-for-7 in shootouts with three game-deciding goals... **2010 Playoffs:** Led the Avalanche with three goals

**STEWART vs. NHL**

Team	GP	G	A	P	PIM
Anaheim	18	5	7	12	5
Arizona	19	4	7	11	20
Boston	5	1	1	2	2
Buffalo	3	0	2	2	4
Calgary	24	9	8	17	16
Carolina	7	0	5	5	14
Chicago	24	6	3	9	16
Colorado	11	6	2	8	13
Columbus	25	11	6	17	45
Dallas	19	11	3	14	32
Detroit	24	6	7	13	38
Edmonton	21	11	6	17	9
Florida	5	2	7	9	33
Los Angeles	17	4	4	8	34
Minnesota	22	7	5	12	14
Montréal	5	3	1	4	0
Nashville	21	2	4	6	24
New Jersey	6	3	3	6	14
N.Y. Islanders	7	3	0	3	10
N.Y. Rangers	8	2	2	4	7
Ottawa	5	2	0	2	4
Philadelphia	4	0	1	1	5
Pittsburgh	6	1	2	3	12
San Jose	19	3	7	10	21
St. Louis	9	8	7	15	14
Tampa Bay	7	0	3	3	4
Toronto	3	2	2	4	0
Vancouver	25	1	5	6	26
Washington	5	0	2	2	0
Winnipeg	8	2	1	3	11

**NHL Totals** 382 115 113 228 447



80

# RIGHT WING

## CHRIS STEWART

and 20 shots in six postseason games • Scored the game-winning goal with 50 seconds left in regulation in his Stanley Cup Playoff debut in Game 1 at SJS (4/14) • Scored two goals in Game 2 at SJS (4/16)... **2008-09:** Was recalled from Lake Erie (AHL) on 12/5 and played 53 games for the Avalanche in his first NHL season • Led Colorado rookies with 11 goals and 19 points • Tied for third on the club with eight fighting majors • Made his NHL debut at DAL (12/5) • Recorded his first NHL goal and assist vs. LAK (12/9); the goal came on a shorthanded breakaway in the second period • Missed three games with a head injury (3/22-3/27) • Finished with 11 points (5+6) in 19 games with Lake Erie... **2007-08:** Scored a team-high 25 goals in his first full professional season with the Lake Erie Monsters (AHL) • Led the Monsters in game-winning goals (4) and finished third in points (44); was also among the team leaders in games played (2nd, 77), power-play goals (3rd, 9), shots (3rd, 135), penalty minutes (5th, 93) and assists (6th, 19) • Netted the first hat trick in Lake Erie history vs. TOR (11/17) • Recalled by the Avalanche on April 17 but did not dress in the Stanley Cup Playoffs... **2006-07:** Served as team captain in his third and final season with Kingston (OHL) • Ranked second on the club in with 82 points in

61 games; also ranked second in goals (36) and assists (46) and ranked third in penalty minutes (108) • Shared the team lead with 14 power-play goals • Was selected to the 2007 OHL All-Star Game, where he scored a goal 1/31 in Saginaw • Collected six points (4+2) in five playoff games for Kingston • Signed a three-year, entry-level contract with the Avalanche on 4/3 and reported to Albany (AHL) • Made his pro debut for the River Rats at Springfield (4/4) • Scored his first professional goal against Norfolk (4/14) • Also appeared in one playoff game for Albany • Totaled 199 points (91+108) in 187 career games with Kingston... **2005-06:** Finished second among Kingston skaters and 13th in the OHL with 87 points • Ranked second on the Frontenacs in goals and assists, both of which ranked among the league's top 25 • Scored two goals in the 2006 OHL All-Star Game on 2/1 in Belleville • Voted to play in the 2006 CHL Top Prospects Game in Ottawa • Potted two goals in six playoff games for the Frontenacs • Ranked as the No. 8 prospect in North America by NHL Central Scouting entering the 2006 Entry Draft... **2004-05:** In his first season at the major junior level, scored 18 goals in 64 games for the Kingston Frontenacs.

### CAREER STATS

Season	Team	League	Regular Season										Playoffs					
			GP	G	A	P	+/-	PIM	PP	SH	GW	S	S%	GP	G	A	P	PIM
2003-04	Toronto	GTHL	54	32	45	77	--	27	--	--	--	--	--	--	--	--	--	--
2004-05	Kingston	OHL	64	18	12	30	-8	45	0	0	--	--	--	--	--	--	--	--
2005-06	Kingston	OHL	62	37	50	87	19	118	13	2	--	--	6	2	0	2	13	
2006-07	Kingston	OHL	61	36	46	82	-8	108	14	3	--	--	5	4	2	6	6	
	Albany	AHL	5	1	2	3	-3	2	1	0	0	--	1	0	0	0	0	
2007-08	Lake Erie	AHL	77	25	19	44	-24	93	9	0	--	--	--	--	--	--	--	
<b>2008-09</b>	<b>Colorado</b>	<b>NHL</b>	<b>53</b>	<b>11</b>	<b>8</b>	<b>19</b>	<b>-18</b>	<b>54</b>	<b>1</b>	<b>1</b>	<b>1</b>	<b>98</b>	<b>11.2</b>	--	--	--	--	
	Lake Erie	AHL	19	5	6	11	-4	23	2	0	0	--	--	--	--	--	--	
<b>2009-10</b>	<b>Colorado</b>	<b>NHL</b>	<b>77</b>	<b>28</b>	<b>36</b>	<b>64</b>	<b>4</b>	<b>73</b>	<b>3</b>	<b>0</b>	<b>5</b>	<b>221</b>	<b>12.7</b>	<b>6</b>	<b>3</b>	<b>0</b>	<b>3</b>	
	Lake Erie	AHL	2	0	0	0	0	2	0	0	0	--	--	--	--	--	--	
<b>2010-11</b>	<b>Colorado</b>	<b>NHL</b>	<b>36</b>	<b>13</b>	<b>17</b>	<b>30</b>	<b>-10</b>	<b>38</b>	<b>5</b>	<b>0</b>	<b>3</b>	<b>95</b>	<b>13.7</b>	--	--	--	--	
	St. Louis	NHL	26	15	8	23	4	15	7	0	2	67	22.4	--	--	--	--	
	Canada	WC	7	2	2	4	5	0	0	0	0	--	--	--	--	--	--	
<b>2011-12</b>	<b>St. Louis</b>	<b>NHL</b>	<b>79</b>	<b>15</b>	<b>15</b>	<b>30</b>	<b>1</b>	<b>109</b>	<b>2</b>	<b>0</b>	<b>1</b>	<b>166</b>	<b>9.0</b>	<b>7</b>	<b>2</b>	<b>0</b>	<b>2</b>	
<b>2012-13</b>	<b>St. Louis</b>	<b>NHL</b>	<b>48</b>	<b>18</b>	<b>18</b>	<b>36</b>	<b>0</b>	<b>40</b>	<b>6</b>	<b>0</b>	<b>3</b>	<b>97</b>	<b>18.6</b>	<b>6</b>	<b>0</b>	<b>1</b>	<b>1</b>	
	Crimmitschau	Germany-2	15	6	14	20	--	24	--	--	--	--	--	--	--	--	--	
	Liberec	Czech	5	0	1	1	0	2	--	--	--	--	--	--	--	--	--	
<b>2013-14</b>	<b>St. Louis</b>	<b>NHL</b>	<b>58</b>	<b>15</b>	<b>11</b>	<b>26</b>	<b>2</b>	<b>112</b>	<b>3</b>	<b>0</b>	<b>3</b>	<b>107</b>	<b>14.0</b>	--	--	--	--	
	Buffalo	NHL	5	0	0	0	-2	6	0	0	0	3	0.0	--	--	--	--	
<b>NHL Totals</b>			<b>382</b>	<b>115</b>	<b>113</b>	<b>228</b>	<b>-19</b>	<b>447</b>	<b>27</b>	<b>1</b>	<b>18</b>	<b>854</b>	<b>13.5</b>	<b>19</b>	<b>5</b>	<b>1</b>	<b>6</b>	<b>16</b>
<b>Buffalo Totals</b>			<b>5</b>	<b>0</b>	<b>0</b>	<b>0</b>	<b>-2</b>	<b>6</b>	<b>0</b>	<b>0</b>	<b>0</b>	<b>3</b>	<b>0.0</b>	<b>--</b>	<b>--</b>	<b>--</b>	<b>--</b>	<b>--</b>





# DEFENSEMAN

## MIKE WEBER

Born **October 30, 1987** in Toronto, Ontario **6 ft 3 in** **215 lbs**



### CAREER GAME HIGHS:

**Goals:** 2, 12/28/10 vs. EDM  
**Assists:** 3, 3/13/11 vs. OTT  
**Points:** 3, (2x). Most recent: 3/13/11 vs. OTT (0+3)  
**Penalty minutes:** 17, (2x). Most recent: 3/10/13 at PHI  
**Point streak:** 4 games, 4/6/14 at PHI to 4/12/14 at BOS (1+3)

### CAREER TRANSACTIONS:

Selected by Buffalo in the 2nd round (57th overall) of the 2006 NHL Entry Draft.

### SEASON STATS 2013-14

Games missed due to injury: 10 - upper body (10/26-11/16) • Appeared in a career-high 68 NHL games • Recorded points in a career-best four consecutive games (1+3, 4/6-4/12) • Scored his first goal of the season vs. PHI (4/6) • Logged a season-high 22:52 TOI and an assist at BOS (4/12) • Played in his 200th career game at WPG (12/31) • Notched his first point of the season with an assist vs. WPG (12/17).

### CAREER STATS

**2012-13:** Led Sabres skaters in average shorthanded TOI (2:47) and blocked shots (92), and ranked second in hits (122) and penalty minutes (70) • Scored his first goal of the season vs. OTT (3/16), his first since Jan. 21, 2012 at STL • Recorded a pair of assists vs. OTT (4/5), his first multi-point game since March 19, 2011 vs. ATL • Tallied an assist in consecutive games twice (1/29 vs. TOR and 1/31 at BOS; 2/28 at FLA and 3/2 vs. NJD)... **2011-12:** Games missed due to injury: 12; 11 - upper body (11/18-12/10), one - upper body (3/31) • Healthy scratch for the first 10 games of the season (10/7-10/29) and at WSH (3/27), vs. MIN (3/24), at NYR (3/23), vs. MTL (3/21) • Second among all Sabres defensemen with 123 hits • Played 100th career game at DET (1/16)... **2010-11:** Games missed due to injury: one - upper body (1/8) • Led Sabres with 158 hits in only 58 games • Career-best three-game point streak (2+3) from 12/27-1/1 • Scored first two career goals, added an assist for first career three-point game at EDM (12/28) • Recorded first point of season (assist) at CGY (12/27) • **2011 Playoffs:** Led Sabres with 16 blocked shots • Appeared in first career NHL playoff game at PHI (4/14) • Recorded first career playoff point (assist) and tied to lead both teams with three blocked shots in Game 5 at PHI (4/22) • Tied to lead both teams in hits (6) and blocked shots (3) in 17:58 TOI in Game 2 at PHI (4/16) • **2009-10:** Scored his first career playoff goal at Manchester (4/19) • Played his 150th career AHL game at Providence (2/5) • Collected an assist for PlanetUSA in the 2010 Time Warner Cable AHL All-Star Game • Scored his first goal of the season at Binghamton (1/8) • Saw a career-long four-game assist streak (four assists) end at Hartford (12/11) • Recorded his third career two-assist game (10/10) • **2008-09:** Appeared in seven games for Buffalo, compiling 19 PIM and a minus-3 rating • In 42 games with Portland, registered eight points (1+7), 94 PIM and a plus-5 rating • **2007-08:** Recorded three points (0+3) in 16 games with Buffalo during two recalls (10/26 and 3/12) • Made NHL debut at FLA (10/26) • Recorded his first NHL point (assist) at PIT (3/12) • Recorded 14 (1+13) points in 59 games with Rochester • Finished third on Sabres with a plus-12 rating • Scored his first professional point, in his first multi-point game at Hamilton (10/15) • Scored first professional goal at Hamilton (1/12) • **2006-07:** Split the season with Barrie (OHL) and Windsor (OHL) • Scored a career high 34 points (6+28) • **2005-06:** Scored 26 points (5+21) in 68 games with Windsor (OHL) • Set a career high with 181 penalty minutes • **2004-05:** In 68 games with Windsor (OHL), scored eight points (2+6) • Recorded 132 penalty minutes • **2003-04:** Played in 65 games with Windsor (OHL) • Recorded two assists in his first year in major junior.

### WEBER vs. NHL

Team	GP	G	A	P	PIM
Anaheim	3	0	0	0	12
Arizona	2	0	0	0	0
Boston	20	0	5	5	29
Calgary	3	0	1	1	2
Carolina	11	0	1	1	14
Chicago	2	0	0	0	2
Colorado	4	0	0	0	11
Columbus	5	0	0	0	17
Dallas	2	0	0	0	0
Detroit	5	0	1	1	4
Edmonton	4	2	2	4	9
Florida	13	1	1	2	9
Los Angeles	0	0	0	0	0
Minnesota	2	0	1	1	0
Montreal	20	0	0	0	16
Nashville	3	0	0	0	0
New Jersey	12	0	1	1	13
N.Y. Islanders	13	0	2	2	13
N.Y. Rangers	9	0	1	1	4
Ottawa	20	1	6	7	17
Philadelphia	11	1	0	1	30
Pittsburgh	14	0	2	2	18
San Jose	4	0	1	1	7
St. Louis	4	1	0	1	2
Tampa Bay	14	0	3	3	22
Toronto	20	1	1	2	37
Vancouver	3	0	0	0	2
Washington	9	0	1	1	19
Winnipeg	10	0	4	4	0

### NHL Totals

NHL Totals	242	7	34	41	309
------------	-----	---	----	----	-----







# 6


# DEFENSEMAN

## MIKE WEBER

CAREER STATS			Regular Season											Playoffs				
Season	Team	League	GP	G	A	P	+/-	PIM	PP	SH	GW	S	%	GP	G	A	P	PIM
2002-03	Pittsburgh	EmJHL	28	4	11	15	--	109	--	--	--	--	--	3	0	0	0	20
2003-04	Windsor	OHL	65	0	2	2	--	49	--	--	--	--	--	--	--	--	--	--
2004-05	Windsor	OHL	68	2	6	8	-11	132	--	--	--	--	--	11	0	1	1	18
2005-06	Windsor	OHL	68	5	21	26	17	181	2	1	--	--	--	7	0	0	0	12
2006-07	Windsor	OHL	30	3	16	19	-11	86	2	--	--	--	--	--	--	--	--	--
	Barrie	OHL	30	3	12	15	22	86	3	--	--	--	--	7	0	6	6	10
2007-08	Rochester	AHL	59	1	13	14	-8	178	0	0	0	--	--	--	--	--	--	--
	Buffalo	NHL	16	0	3	3	12	14	0	0	0	12	0.0	--	--	--	--	--
2008-09	Portland	AHL	42	1	7	8	5	94	0	0	0	--	--	--	--	--	--	--
	Buffalo	NHL	7	0	0	0	-3	19	0	0	0	2	0.0	--	--	--	--	--
2009-10	Portland	AHL	80	5	16	21	18	153	2	0	--	108	4.6	4	1	0	1	14
2010-11	Buffalo	NHL	58	4	13	17	13	69	0	0	0	53	7.5	7	0	1	1	6
2011-12	Buffalo	NHL	51	1	4	5	-19	64	0	0	0	51	2.0	--	--	--	--	--
2012-13	Buffalo	NHL	42	1	6	7	3	70	0	0	0	25	4.0	--	--	--	--	--
2013-14	Buffalo	NHL	68	1	8	9	-29	73	0	0	0	47	2.1	--	--	--	--	--
<b>NHL Totals</b>			<b>242</b>	<b>7</b>	<b>34</b>	<b>41</b>	<b>-23</b>	<b>309</b>	<b>0</b>	<b>0</b>	<b>0</b>	<b>190</b>	<b>3.7</b>	<b>7</b>	<b>0</b>	<b>1</b>	<b>1</b>	<b>6</b>
<b>Buffalo Totals</b>			<b>242</b>	<b>7</b>	<b>34</b>	<b>41</b>	<b>-23</b>	<b>309</b>	<b>0</b>	<b>0</b>	<b>0</b>	<b>190</b>	<b>3.7</b>	<b>7</b>	<b>0</b>	<b>1</b>	<b>1</b>	<b>6</b>







**LUKE ADAM** CENTER

Born **June 18, 1990** in St. John's, Newfoundland **6 ft 1 in 208 lbs**

**Shoots:** Left **Last Amateur Club:** Cape Breton (QMJHL)

**How Acquired:** Selected by Buffalo in the second round (44th overall) of the 2008 NHL Entry Draft.



**CAREER STATS**

**2013-14:** Scored one goal in 12 NHL games during three recalls • Led the Amerks (ranked 8th in AHL) with 29 goals and ranked second with 49 points • Tied for league lead with seven game-winning goals and ranked second with 16 power-play goals • Appeared in the 2014 AHL All-Star Classic and was chosen to an AHL All-Star squad that faced Färjestad BK of the Swedish Hockey League • Matched a career-high with his 29th goal of the season against Syracuse (4/18) • Appeared in his 200th AHL game at Lake Erie (3/23) • Recorded a team-high four points (2+2) in three games for the Amerks during the 2013 Spengler Cup in Davos, Switzerland, including a pair of goals against CSKA Moscow (12/27) • Scored his first playoff goal as an Amerk in Game 2 vs. Chicago (4/26)...  
**2012-13:** Scored his first goal of the season vs. OTT (4/5), his first NHL goal since 12/17/11 at PIT • Logged 9:36 TOI and was a plus-1 in his season debut at PIT (4/2) • Recalled from Rochester (AHL) on 4/1 • Recorded his 100th career AHL point with a goal at Lake Erie (3/3) • Had an eight-game point streak (5+4) with Rochester (12/7-12/22), including a goal in four straight games (12/8-12/15) • Appeared in his 100th AHL game at Toronto (12/1) • Missed three games (11/17-11/28) with an injury; returned to the lineup against Toronto (11/30) • Made his season debut against Syracuse (10/12), recording an assist for his 100th professional point • Appeared in all three postseason contests for Rochester, recording two penalty minutes...  
**2011-12:** Selected as a 2012 NHL All-Star Rookie and registered a 98.3 mph shot in hardest shot competition • Scored two goals on two shots vs. WSH (11/26) • Recorded points (1+4)

in four consecutive games (10/25-11/2) • Scored two points (1+1) vs. PHI (11/2) • Logged a season-high 20:30 TOI at TBL (10/22) • Recorded two points (1+1) at PIT (10/15) • Registered first career two-goal game (scored 2:20 apart) at LAK (10/8) • Tallied first career multi-point game with two assists vs. ANA (10/7)...  
**2010-11:** Games missed due to injury: one - flu (1/11) • Recorded four points (3+1) in 19 games during five recalls • Scored first career NHL goal at BOS (12/7) • Recorded first career NHL point (assist) vs. TOR (11/26) • Played in first career NHL game at PHI (10/26) • Named AHL's Outstanding Rookie • Named to 2010-11 AHL All-Rookie Team • Tied for first among all AHL rookies in goals (29), points (62) and plus/minus (+22) in just 57 games with Portland • Had an 11-game scoring streak from 2/26-3/ 22 in Portland • Scored four points (2+2) in his AHL debut at Manchester (10/9)...  
**2009-10:** First team QMJHL All-Star • Finished second in voting for QMJHL MVP • Earned silver medal with Team Canada at the 2010 World Junior Championship, scoring eight points (4+4) in six games • Named QMJHL Offensive Player of the Month (October) after posting 22 points (10+12) in 14 games • Selected to the Canadian team for the 2009 Subway Super Series • Made professional debut with Portland (AHL), registering his first career AHL point (assist) in a playoff game at Manchester (4/19)...  
**2008-09:** Selected to the QMJHL team for the 2008 ADT Canada-Russia Challenge...  
**2007-08:** Set single-game franchise record, scoring four goals for the St. John's Fog Devils vs. Lewiston (11/9) • Led the Fog Devils in scoring with 66 points (36+30).

CAREER STATS			Regular Season											Playoffs				
Season	Team	League	GP	G	A	P	+/-	PIM	PP	SH	GW	S	S%	GP	G	A	P	PIM
2006-07	St. John's	QMJHL	63	6	9	15	-7	51	0	0	1	51	11.8	4	0	2	2	4
2007-08	St. John's	QMJHL	70	36	30	66	9	72	7	1	2	174	20.7	6	3	5	8	8
2008-09	Montreal	QMJHL	47	22	27	49	-8	59	7	0	1	153	14.4	--	--	--	--	--
2009-10	Cape Breton	QMJHL	56	49	41	90	34	75	17	0	7	275	17.8	5	3	1	4	2
	Portland	AHL	--	--	--	--	--	--	--	--	--	--	--	3	0	2	2	0
2010-11	Portland	AHL	57	29	33	62	18	46	8	0	2	166	17.5	12	4	3	7	14
	Buffalo	NHL	19	3	1	4	-6	12	0	0	1	31	9.7	--	--	--	--	--
2011-12	Buffalo	NHL	52	10	10	20	-6	14	0	0	0	89	11.2	--	--	--	--	--
	Rochester	AHL	27	4	9	13	-2	18	0	0	2	80	5.0	3	0	1	1	4
2012-13	Rochester	AHL	67	15	22	37	-10	57	6	0	1	141	10.6	3	0	0	0	2
	Buffalo	NHL	4	1	0	1	1	2	0	0	0	2	50.0	--	--	--	--	--
2013-14	Rochester	AHL	59	29	20	49	-1	48	16	0	7	153	19.0	5	2	2	4	4
	Buffalo	NHL	12	1	0	1	0	4	0	0	0	16	6.3	--	--	--	--	--
<b>NHL Totals</b>			<b>87</b>	<b>15</b>	<b>11</b>	<b>26</b>	<b>-11</b>	<b>32</b>	<b>0</b>	<b>0</b>	<b>1</b>	<b>138</b>	<b>10.9</b>	--	--	--	--	--
<b>Buffalo Totals</b>			<b>87</b>	<b>15</b>	<b>11</b>	<b>26</b>	<b>-11</b>	<b>32</b>	<b>0</b>	<b>0</b>	<b>1</b>	<b>138</b>	<b>10.9</b>	--	--	--	--	--





**JOEL ARMIA** RIGHT WING

Born **May 31, 1993** in Pori, Finland **6 ft 4 in 203 lbs**

**Shoots:** Right **Last Amateur Club:** Assat (SM-liiga)

**How Acquired:** Selected by Buffalo in the first round (16th overall) of the 2011 NHL Entry Draft.



**CAREER STATS**

**2013-14:** Began the season in Buffalo, but missed all 20 games (10/2-11/12) with a hand injury • Missed five AHL games (1/17-1/29) with an injury and three (4/16-4/19) due to illness • Scored one goal in three games for the Amerks during the 2013 Spengler Cup in Davos, Switzerland • Scored his first AHL goal at Binghamton (11/16) • Recorded his first AHL point (assist) at Utica (11/15) • Made his AHL debut at Hamilton (11/13) • Recorded two points (1+1) in his AHL postseason debut in Game 1 vs. Chicago (4/25) • Recorded a team-high four points (2+2) in Game 4 at Chicago (5/2)... **2012-13:** Guided his hometown Assat Pori to their third SM-liiga championship in franchise history after recording 33 points (19+14) and 32 PIM in 47 regular-season appearances • Finished second on the team with a career-high 19 goals and ranked fourth in points • The 2012-13 campaign marked his third straight 18-goal season • Tied for fifth on the team in postseason scoring with eight points (3+5) and 20 PIM in 16 playoff contests, helping Assat to its first league title since the 1977-78 season • Represented Finland at the 2013 IIHF World Junior Championship in Ufa, Russia; led all Finnish skaters and ranked second among tournament scoring leaders with 12 points (6+6) in six games... **2011-12:** Finished the campaign as Assat's third-leading scorer as an 18-year-old with a career-high 38 points on 18 goals and 20 assists, also a career-best • Registered two assists in just three playoff games prior to suffering a season-ending knee injury • Playing on Finland's second line

along with Joonas Donskoi and Miikko Salomaki at the 2012 World Junior Championship, he recorded seven points (5+2) in seven games... **2010-11:** Spent most of the season with Assat's top team, playing in 48 games and collecting 29 points (18+11) • Led all Assat rookies in scoring and finished sixth on the team in overall points • Added a pair of goals in two playoff appearances for Assat • Played for Finland at the 2011 Under-20 World Junior Championship in Buffalo, picking up one assist in six games • Also played for Finland's entry at the 2011 Under-18 World Junior Championship, where he notched 13 points (4+9) in six games... **2009-10:** Played majority of the season with Assat's Under-20 Junior A team, earning 21 points (16+5) and 32 PIM in 27 games before adding two points (1+1) in five postseason tilts • Skated in nine games for the Assat Under-18 Junior B team, notching 16 points (7+9) prior to picking up nine points (6+3) in six playoff contests • Represented Finland at the 2010 World Under-17 Hockey Challenge, recording eight points (5+3) in five games; his performance earned him a berth on the tournament's All-Star Team • Also played in international tournaments with Finland's Under-18 squad, recording three points (2+1) in five games... **2008-09:** Appeared in 27 games for Assat's Under-16 Junior C team, scoring a team-high 36 goals and 19 assists • Registered four points (3+1) and 22 PIM in three postseason games for Assat • Skated with the Finnish Under-16 squad, collecting three points (1+2) in 10 international contests.

CAREER STATS			Regular Season											Playoffs				
Season	Team	League	GP	G	A	P	+/-	PIM	PP	SH	GW	S	S%	GP	G	A	P	PIM
2008-09	Assat Jr. C	SM-liiga Jr.	27	36	19	55	--	92	--	--	--	--	--	3	3	1	4	22
2009-10	Assat Jr. A	SM-liiga Jr.	27	15	6	21	--	32	--	--	--	--	--	5	1	1	2	0
	Assat Jr. B	SM-liiga Jr.	9	7	9	16	--	31	--	--	--	--	--	6	6	3	9	0
2010-11	Assat	SM-liiga	48	18	11	29	--	24	--	--	--	--	--	5	2	0	2	4
	Finland	WJ-18	6	4	9	13	2	8	2	0	0	--	--	--	--	--	--	--
	Suomi U20	Finland-2	4	0	3	3	--	6	--	--	--	--	--	--	--	--	--	--
2011-12	Assat	SM-liiga	54	18	20	38	--	64	--	--	--	--	--	3	0	2	2	0
	Finland	WJC	7	5	2	7	2	16	1	0	1	--	--	--	--	--	--	--
2012-13	Assat	SM-liiga	47	19	14	33	--	32	--	--	--	--	--	16	3	5	8	20
	Finland	WJC	6	6	6	12	12	12	3	0	1	--	--	--	--	--	--	--
2013-14	Rochester	AHL	54	7	20	27	-6	30	0	0	1	110	6.4	5	3	3	6	9





**BRADY AUSTIN** DEFENSE

Born **June 16, 1993** in Bobcaygeon, Ontario **6 ft 4 in 234 lbs**

**Shoots:** Left **Last Amateur Club:** Belleville (OHL)

**How Acquired:** Selected by Buffalo in the seventh round (193rd overall) of the 2012 NHL Entry Draft.



**CAREER STATS**

**2013-14:** Recorded career highs in all offensive categories, including goals (9), assists (24) and points (33) • Tallied five points (1+4) in seven games with Belleville to begin the season • Traded to London (10/9) and finished the campaign ranked second among Knights defensemen in scoring • Ranked sixth in the OHL with a career-best plus-51 rating • Scored four of his nine goals on the power play • Posted a five-game point streak (2+4) from 2/7-2/14, including goals in back-to-back games • Notched a season-high three assists at Ottawa (11/14) • Opened the season on a four-game point streak (1+4) from 9/20 to 9/28 • Scored a goal and added an assist in his season debut at Ottawa (9/20) • Made his Knights postseason debut in Game 1 of London's first-round series against Windsor (3/21); tallied three points on one goal and two assists in four playoff contests ... **2012-13:** Topped his career high with eight goals • Notched three power-play goals and one shorthanded tally • Ended the campaign with four points (3+1) over the last five games,

including a three-game scoring streak from 3/8-3/11... **2011-12:** Set career highs in assists (20), points (26), penalty minutes (59) and games played (68) • His 26 points were second-most among Belleville defensemen and ranked him 10th on the team in scoring • Registered five multi-point outings • Recorded his first-career multi-goal game at Kingston (3/16) • Opened the season with an assist in each of his first three games • Appeared in six OHL playoff contests, netting his first career playoff goal ... **2010-11:** One of five Erie defensemen to have a plus-10 or better rating • Assisted on two goals vs. Kitchener (3/12) and at Windsor (12/31) • Appeared in seven playoff games with the Otters... **2009-10:** Ranked second on the team in scoring among rookie defensemen • Tabbed a career-high three assists vs. Peterborough (2/13) • Scored his first OHL goal as part of a two-goal game against Niagara (11/6) • Recorded his first OHL point with an assist at Sault Ste. Marie (9/19) • Made his OHL debut at Sudbury (9/18).

CAREER STATS			Regular Season											Playoffs				
Season	Team	League	GP	G	A	P	+/-	PIM	PP	SH	GW	S	S%	GP	G	A	P	PIM
2008-09	Central Ontario	Minor-ON	60	25	27	52	--	72	--	--	--	--	--	--	--	--	--	--
2009-10	Erie	OHL	64	5	10	15	5	24	0	0	--	--	--	4	0	0	0	0
2010-11	Erie	OHL	59	1	12	13	10	47	0	0	--	--	--	7	0	0	0	0
2011-12	Belleville	OHL	68	6	20	26	-1	59	0	0	--	--	--	6	1	0	1	0
2012-13	Belleville	OHL	64	8	15	23	16	22	3	1	--	--	--	17	0	5	5	6
2013-14	Belleville	OHL	7	1	4	5	2	6	0	0	0	--	--	--	--	--	--	--
	London	OHL	60	8	20	28	49	36	4	0	1	--	--	4	1	2	3	2





**DREW BAGNALL DEFENSE**

Born **October 26, 1983** in Oakbank, Manitoba **6 ft 3 in 214 lbs**  
**Shoots:** Left **Last Amateur Club:** St. Lawrence University (NCAA-ECAC)  
**How Acquired:** Signed by Buffalo as a free agent, July 6, 2013.



**CAREER STATS**

**2013-14:** Named an alternate captain on 10/3; named the 57th team captain in Amerks history on 1/3 • Collected four penalty minutes in three games for the Amerks during the 2013 Spengler Cup in Davos, Switzerland • Appeared in his 400th AHL game vs. Utica (12/4)... **2012-13:** Recorded six points (1+5) and 88 penalty minutes while serving as team captain of the Houston Aeros (AHL) • Scored lone goal of the season at Lake Erie (12/20) • Named team captain on 10/10 • Racked up six penalty minutes in five Calder Cup Playoff appearances... **2011-12:** Captured pro career-highs with 12 assists and 14 points in 72 games with Houston • Tallied two goals, matching a career-high he set during the 2009-10 campaign • Led the Aeros with 98 penalty minutes • Closed out the season with four assists over Houston's eight final regular-season games • Netted second goal of the season at Oklahoma City (12/17) • Posted points in back-to-back games at San Antonio (12/6) and vs. Oklahoma City (12/8) • Scored a goal and added an assist vs. Charlotte (11/13) • Made his Aeros playoff debut in Game 1 of Houston's first-round series against Peoria (4/13) • Collected eight penalty minutes in four postseason appearances... Suffered a season-ending shoulder injury vs. Oklahoma City (3/9)... **2010-11:** Appeared in two NHL outings for the Minnesota Wild, earning four penalty minutes • Made his NHL debut at EDM (4/8), recording one shot and two PIM while earning 16:53 of ice time • Led the Aeros to a Western Conference championship and a trip to the 2011 Calder Cup Finals, picking up two points (1+1) in 24 postseason contests along the way... **2009-10:** Tallied 12 points on a career-high two goals and 10 assists in 58 games with the Manchester Monarchs (AHL) • Served as team captain • Named Manchester's American Specialty/AHL Man of the Year for his outstanding contributions to the community and charitable organizations throughout the regular season • Finished the campaign with 113 PIM and a career-best plus-5 rating • Recorded two assists vs. Providence (2/20) • Opened the season with back-to-back multi-point outings, the first of his career, beginning with two assists at Albany (10/3) and two points (1+1) at Norfolk (10/9) • Recorded three assists and

21 penalty minutes in 16 playoff games, helping the Monarchs advance to the AHL Eastern Conference Finals... **2008-09:** Appeared in all but one game for Manchester, registering six assists and a career-high 150 penalty minutes, ranking second on the team in that category • His 79 games played led all Monarchs defensemen and were second-most among all Manchester skaters... **2007-08:** Split rookie season between Manchester and the Reading Royals (ECHL) • Had a three-game assist streak (0+3) from 2/9-2/15 • Scored his first AHL goal at Portland (2/1) • Notched his first AHL point (assist) at Portland (12/18) • Made his AHL debut for Manchester vs. Portland (11/16) • Registered his first pro assist at Gwinnett (10/30) • Scored his first pro goal at Mississippi (10/27) • Made his professional debut at Pensacola (10/26) • Played in four AHL playoff games with Manchester • Made his professional playoff debut in Game 1 of Manchester's first-round series at Providence on 4/16... **2006-07:** Led all St. Lawrence defensemen in scoring while posting a team-best plus-10 rating • Scored five of his six goals on the power play • Named a First-Team All-American and the lone defenseman finalist for the Hobey Baker Award after captaining the Saints to an ECAC regular-season title... Named the ECAC's Player of the Year and the league's Most Outstanding Defensive Defenseman • Became just the eighth defenseman in ECAC history to be named the league's Player of the Year... **2005-06:** Played in 24 games as a junior for the Saints, scoring one goal and nine assists after returning from injury • Finished fifth on the team in points by a defenseman... **2004-05:** Paced all St. Lawrence blueliners with seven goals and ranked sixth on the team in scoring with 19 points (7+12) in 37 games • Placed second among Saints defensemen in points while leading the team with 68 penalty minutes... **2003-04:** Compiled 18 points (5+13) in 40 games as freshman en route to earning Saints Rookie of the Year honors • His 40 games were tied for second-most on the team • Ranked second in goals, assists and points by a defenseman while finishing sixth in overall scoring • Led all rookies and finished third on St. Lawrence with 61 penalty minutes

CAREER STATS		Regular Season											Playoffs					
Season	Team	League	GP	G	A	P	+/-	PIM	PP	SH	GW	S	S%	GP	G	A	P	PIM
2002-03	Battlefords	SJHL	59	17	47	64	--	252	--	--	--	--	--	--	--	--	--	--
2003-04	St. Lawrence	ECAC	40	5	13	18	--	61	--	--	--	--	--	--	--	--	--	--
2004-05	St. Lawrence	ECAC	37	7	12	19	--	68	--	--	--	--	--	--	--	--	--	--
2005-06	St. Lawrence	ECAC	24	1	9	10	--	32	--	--	--	--	--	--	--	--	--	--
2006-07	St. Lawrence	ECAC	39	6	19	25	--	74	--	--	--	--	--	--	--	--	--	--
2007-08	Manchester	AHL	54	1	11	12	4	115	0	1	0	41	2.4	4	0	0	0	4
	Reading	ECHL	10	1	2	3	3	32	0	0	0	--	--	--	--	--	--	--
2008-09	Manchester	AHL	79	0	6	6	-8	150	0	0	0	55	0.0	--	--	--	--	--
2009-10	Manchester	AHL	58	2	10	12	5	113	0	0	0	42	4.8	16	0	3	3	21
2010-11	<b>Minnesota</b>	<b>NHL</b>	<b>2</b>	<b>0</b>	<b>0</b>	<b>0</b>	<b>-2</b>	<b>4</b>	<b>0</b>	<b>0</b>	<b>0</b>	<b>1</b>	<b>0.0</b>	--	--	--	--	--
	Houston	AHL	72	0	2	2	5	112	0	0	0	66	0.0	24	1	1	2	22
2011-12	Houston	AHL	72	2	12	14	2	98	0	0	0	70	2.9	4	0	0	0	8
2012-13	Houston	AHL	47	1	5	6	2	88	0	0	0	32	3.1	5	0	0	0	6
2013-14	Rochester	AHL	51	0	6	6	-5	88	0	0	0	51	0.0	--	--	--	--	--
<b>NHL Totals</b>			<b>2</b>	<b>0</b>	<b>0</b>	<b>0</b>	<b>-2</b>	<b>4</b>	<b>0</b>	<b>0</b>	<b>0</b>	<b>1</b>	<b>0.0</b>	--	--	--	--	--





**WILLIAM CARRIER** LEFT WING

Born **December 20, 1994** in LaSalle, Quebec 6 ft 0 in 200 lbs

Shoots: Left Last Amateur Club: Drummondville (QMJHL)

**How Acquired:** Acquired by Buffalo from the St. Louis Blues with Chris Stewart, Jaroslav Halak, a first-round pick in the 2015 NHL Entry Draft and a third-round pick in the 2016 NHL Entry Draft in exchange for Ryan Miller and Steve Ott, February 28, 2014.



**CAREER STATS**

**2013-14:** Finished third among Drummondville skaters in scoring and placed fourth on the team with 22 goals, reaching the 20-goal mark for the second time in three years • Tied for 14th in the league with six game-winning goals and ranked 19th with 43 assists, matching a career-best • Scored a career-high nine power-play tallies while averaging .98 points per game • Posted a team-high 15 multi-point outings • Posted three straight multi-point efforts from 2/19-2/23, recording six points (2+4) • Tallied three assists in one period at Saint John (12/7), tying a Cape Breton franchise record • Posted a six-game point streak from 10/23-11/2, notching 10 points (3+7) • Registered a season-high four points (1+3) against Sherbrooke (10/30) • Was a point-per-game player during the playoffs, recording four points (1+3) in four postseason appearances with Drummondville • Scored a goal in his postseason debut for the Voltigeurs in Game 1 of Drummondville's first-round series against Victoriaville (3/21)... **2012-13:** Ranked second among Cape Breton skaters in points and assists and finished third with 16 goals, including four on the power play • Notched four assists against Saint John (11/16) • Posted a career-best 11-game point streak (8+11) from 10/21-11/18 • Recorded four points (1+3) against Sherbrooke (10/17) • Logged a 10-game point streak from 9/21-10/10 to open the season, during which he recorded 17 points (6+11) and six multi-point outings... **2011-12:** Enjoyed his most produc-

tive season with Cape Breton, setting career-highs in goals (27), assists (43), points (70), penalty minutes (65) and games played (66) • Finished second on the team in all offensive categories while leading the Screaming Eagles with eight power-play tallies • Compiled 16 multi-point efforts, including five three-point games • Had a six-game point streak (2+7) from 3/1-3/14 • Registered his first-career hat trick, tying a franchise record with three power-play goals at Gatineau (2/9) • Strung together six consecutive multi-point outings from 1/13-2/2, totaling 13 points (5+8) • Had a season-best seven-game point streak (5+6) from 10/30-11/20 • Added a team-best six points (3+3) in four playoff contests for Cape Breton, including a goal in each of his first three appearances • Scored the third-fastest goal from the start of a period in franchise history when he beat Saint John goaltender Mathieu Corbeil just 22 seconds into the second period of Game 3 on 3/27 • Won a bronze medal with Team Canada at the 2012 IIHF U-18 World Championship in the Czech Republic... **2010-11:** Finished second in scoring among team rookies and led the group with 104 shots on goal • Notched his first multi-point game with a goal and an assist at Baie-Comeau (12/3) • Had a three-game goal-scoring streak (3+0) from 11/12-11/18 • Scored his first career goal in his QMJHL debut at Halifax (9/10).

CAREER STATS			Regular Season											Playoffs				
Season	Team	League	GP	G	A	P	+/-	PIM	PP	SH	GW	S	S%	GP	G	A	P	PIM
2009-10	Lac St-Louis	QAAA	3	0	0	0	--	2	--	--	--	--	--	--	--	--	--	--
2010-11	Cape Breton	QMJHL	61	8	4	12	-28	54	1	0	2	104	7.7	4	0	0	0	2
2011-12	Cape Breton	QMJHL	66	27	43	70	-10	65	8	0	4	198	13.6	4	3	3	6	4
2012-13	Cape Breton	QMJHL	34	16	26	42	-14	41	4	0	2	137	11.7	--	--	--	--	--
2013-14	Cape Breton	QMJHL	39	12	29	41	-3	42	3	0	2	140	8.6	--	--	--	--	--
	Drummondville	QMJHL	27	10	14	24	2	45	6	0	4	114	8.8	4	1	3	4	6





**DAN CATENACCI** LEFT WING

Born **March 9, 1993** in Newmarket, Ontario **5 ft 10 in** **196 lbs**

**Shoots:** Left **Last Amateur Club:** Owen Sound (OHL)

**How Acquired:** Selected by Buffalo in the third round (77th overall) of the 2011 NHL Entry Draft.




**CAREER STATS**

**2013-14:** Was the only player to appear in all 76 regular-season games for the Amerks • Recorded his first career multi-goal game (2+0) vs. Syracuse (4/2) • Collected two points (1+1) in three games for the Amerks during the 2013 Spengler Cup in Davos, Switzerland • Made his professional postseason debut in Game 1 vs. Chicago (4/25)... **2012-13:** Had a memorable professional debut with the Amerks, scoring a goal and adding an assist against Hamilton (4/20) • Wrapped up his junior career by leading the Attack in scoring and set new career-highs in goals (38), points (79), penalty minutes (115) and plus/minus (plus-31) while finishing second on the team in assists (41) • Tied for 10th and 13th in the OHL in goals and points, respectively, and appeared in all but one game for Owen Sound • Averaged a team-best 1.18 points per game • Finished 11th in the league with 115 PIM and tied for 14th with a plus-31 rating • Led Owen Sound with 24 multi-point outings... Compiled eight consecutive multi-point outings (10/27-11/17), registering 21 points (9+12) over that span • Tabbed his first five-point game (1+4) of the season against Sault Ste. Marie (11/10) • Recorded nine points on three goals and six assists in 12 OHL playoff contests with Owen Sound... **2011-12:** Finished second among Owen Sound skaters in all offensive categories • Accounted for 10 power-play tallies and was just one of two Attack players to average more than a point per game • Recorded 22 multi-point outings, including sev-

en three-point games • Had a season-long six-game point streak (1/21-2/08), notching 12 points (6+6) over that span • Scored his first-career hat trick at Kingston (11/6) • Added four points (1+3) and eight PIM in 5 OHL playoff games... **2010-11:** Led the Sault Ste. Marie Greyhounds (OHL) in assists (45) and points (71) and finished second in goals (26) • Dressed in all but one game for the Greyhounds • Averaged 1.06 points per game • Represented Team Orr at the 2011 CHL Top Prospects Game • Helped Team Canada to a fourth-place finish at the 2011 International Ice Hockey Federation U-18 World Championship... **2009-10:** Recorded 30 points (10+20) in 65 games with Sault Ste. Marie before notching two points (1+1) in five postseason appearances • Scored his first goal against Plymouth (10/3) • Recorded his first point with an assist vs. Erie (9/19) • Made his OHL debut against Ottawa (9/18) • Made his OHL playoff debut in Game 1 of Sault Ste. Marie's first-round series against Plymouth, scoring a goal and an assist • Represented Canada in the 2010 Ivan Hlinka Memorial Tournament • Earned a silver medal with Team Canada at the 2010 World U-17 Hockey Challenge... **2008-09:** Scored one goal in two games with Villanova (OJHL) • Was the recipient of the Jack Ferguson Award, given to the top draft pick in the Ontario Hockey League Priority Selection Draft.

CAREER STATS			Regular Season											Playoffs				
Season	Team	League	GP	G	A	P	+/-	PIM	PP	SH	GW	S	S%	GP	G	A	P	PIM
2008-09	York Simcoe	Minor-ON	39	42	45	87	--	152	--	--	--	--	--	--	--	--	--	--
	Villanova	OJHL	1	1	0	1	--	2	0	0	0	--	--	--	--	--	--	--
2009-10	Sault Ste. Marie	OHL	65	10	20	30	-6	68	2	0	--	--	--	5	1	1	2	6
2010-11	Sault Ste. Marie	OHL	67	26	45	71	-5	117	9	1	--	--	--	--	--	--	--	--
	Canada	WJ-18A	7	0	2	2	1	22	0	0	0	--	--	--	--	--	--	--
2011-12	Owen Sound	OHL	67	33	39	72	11	114	10	1	--	--	--	5	1	3	4	8
2012-13	Owen Sound	OHL	67	38	41	79	31	115	11	4	--	--	--	12	3	6	9	32
	Rochester	AHL	2	1	2	3	3	0	0	0	1	6	16.7	--	--	--	--	--
2013-14	Rochester	AHL	76	10	10	20	-6	32	1	0	0	86	11.6	2	0	0	0	0





**ZAC DALPE** CENTER

Born **November 1, 1989** in Paris, Ontario **6 ft 1 in 193 lbs**

**Shoots:** Right **Last Amateur Club:** Ohio State (CCHA)

**How Acquired:** Signed by Buffalo as a free agent, July 13, 2014.



**CAREER STATS**

**2013-14:** Spent the majority of the season with the NHL's Vancouver Canucks, recording NHL career-highs in games played (55), goals (4), assists (3) and points (7) • Collected his only multi-point outing of the season with a goal and an assist vs. PHX (1/26) • Scored a goal and logged a season-high 14:15 TOI vs. St. Louis (1/10)... **2012-13:** Recorded three points (1+2) in 10 games for the Carolina Hurricanes • Skated a season-high 15:46 at BOS (4/8) • Netted his only NHL goal of the season vs. NYR (4/6) • Talled two assists vs. BUF (1/24) • Completed his third season with Charlotte (AHL), recording 42 points (21+21) and a team-low 12 penalty minutes • Led the Checkers with a career-best plus-16 rating while finishing second on the team in shots (176), third in goals (21) and fourth in points (42) • Averaged 3.3 shots per game and recorded at least one shot on goal in 53 of his 54 appearances with Charlotte • Contributed six power-play goals and ranked third in the AHL with three shorthanded tallies • Recorded a season-high four points (2+2) at Abbotsford (2/22) • Posted a seven-game point streak (7+4) from 1/4-2/10 • Scored twice at San Antonio (11/16) • Had three-game point streaks from 10/19-10/21 (1+4) and 11/8-11/16 (3+2) ... **2011-12:** Played in 16 NHL games over four recalls • Recorded his first NHL multi-point game (1+1) vs. TOR (12/29) • Logged 19:13 TOI vs. NYI (1/3) • Finished third on the Checkers in goals (18) and fifth in points (32) in just 56 games played • Ranked fourth on the team with six power-play goals and third with a career-high 183 shots on goal • Led the team with two shorthanded goals • Logged a six-game point streak from 1/7-1/17 (5+3) • Scored twice at Milwaukee (1/7)... **2010-11:** Appeared in 15 NHL games for Carolina, collecting four points (3+1) • Recorded an assist in his NHL debut against Minnesota in the first game of the 2010 NHL Premiere in Helsinki, Finland on 10/7 • Beat Johan Hedberg for his first NHL goal, a game-winner, vs. NJD (1/1) • Enjoyed a breakout rookie campaign with Charlotte, setting career-highs in all offensive categories, including games played (61), goals (23), assists (34) and points (57) • Finished fourth on the team in goals and points and ranked second in assists • Led the Checkers with six shootout goals and two shorthanded markers • Finished third in scoring among AHL rookies and was named to the AHL All-Rookie Team • Compiled 13 multi-point games • Logged back-to-back four-point games 1/21-1/23

• Registered 14 points (2+12) during a seven-game point streak from 12/28-1/23 • Posted a five-game goal-scoring streak (6+2) from 11/6-11/12 • Skated in all 16 Calder Cup Playoff games for Charlotte, helping the Checkers advance to the Eastern Conference Finals • Tied for first among Charlotte skaters in playoff goals (6) and was second on the team in points (13) • Placed second among league rookies in post-season scoring and tied for third in goals... **2009-10:** Made his AHL debut, recording seven points (6+1) in nine games with the Albany River Rats • Completed his sophomore season at Ohio State (CCHA), where he led the Buckeyes in goals (21), points (45), and power-play goals (8), and ranked second in assists (24), while playing in all 39 of the team's games • His 21 goals ranked first among CCHA skaters and his 45 points ranked second in the conference • Named to the 2009-10 All-CCHA First Team, and was named a West Second-Team All-American • Logged his first-career hat trick at Syracuse (3/27) • Scored his first professional goal at Adirondack (3/24) • Made his pro/AHL debut at Binghamton (3/20) • Signed a three-year, two-way NHL contract with Carolina on 3/18 and assigned to Albany on an ATO • Notched three points (2+1) in Game 3 at Hershey (4/27) • Recorded two points, including his postseason goal, in Game 2 at Hershey (4/25) • Notched his first professional playoff point with an assist in Game 1 at Hershey (4/24)... **2008-09:** Completed his freshman season at Ohio State (CCHA) with 25 points (13+12) in 37 games • Was named to the CCHA All-Rookie Team and was one of three finalists for CCHA Rookie of the Year • Finished tied for third among Buckeye skaters in goals with 13, including three game-winning goals • Was third among CCHA rookies and tied for seventh among NCAA rookies in goals • Ranked tied for fifth among CCHA rookies in points • Named CCHA Rookie of the Week three times (10/19, 11/10, 2/9) • Scored his first NCAA goal with a power-play tally at Denver (10/25) • Earned his first collegiate point (assist) vs. Lake Superior State (10/17)... **2007-08:** Played one season in the British Columbia Hockey League (BCHL) with the Penticton Vees, totaling 63 points on 27 goals and 36 assists in 46 regular-season games • Finished second on the team in goals and third in both assists and points • Was named Penticton's Rookie of the Year and posted 17 points (8+9) in 15 playoff games to help lead the Vees to the BCHL championship.

**CAREER STATS**

		Regular Season											Playoffs					
Season	Team	League	GP	G	A	P	+/-	PIM	PP	SH	GW	S	S%	GP	G	A	P	PIM
2006-07	Stratford	OJHL-B	52	30	43	73	--	68	--	--	--	--	--	--	--	--	--	--
2007-08	Penticton	BCHL	46	27	36	63	--	14	--	--	--	--	--	15	8	9	17	4
2008-09	Ohio State	CCHA	37	13	12	25	7	25	--	--	--	--	--	--	--	--	--	--
2009-10	Ohio State	CCHA	39	21	24	45	--	19	--	--	--	--	--	--	--	--	--	--
	Albany	AHL	9	6	2	8	0	0	0	0	1	--	--	8	3	3	6	0
<b>2010-11</b>	<b>Carolina</b>	<b>NHL</b>	<b>15</b>	<b>3</b>	<b>1</b>	<b>4</b>	<b>0</b>	<b>0</b>	<b>0</b>	<b>0</b>	<b>1</b>	<b>16</b>	<b>18.8</b>	--	--	--	--	--
	Charlotte	AHL	61	23	34	57	7	21	7	2	2	170	13.5	16	6	7	13	6
<b>2011-12</b>	<b>Carolina</b>	<b>NHL</b>	<b>16</b>	<b>1</b>	<b>2</b>	<b>3</b>	<b>-3</b>	<b>4</b>	<b>0</b>	<b>0</b>	<b>0</b>	<b>20</b>	<b>5.0</b>	--	--	--	--	--
	Charlotte	AHL	56	18	14	32	-1	17	6	2	2	183	9.8	--	--	--	--	--
<b>2012-13</b>	<b>Carolina</b>	<b>NHL</b>	<b>10</b>	<b>1</b>	<b>2</b>	<b>3</b>	<b>-7</b>	<b>0</b>	<b>0</b>	<b>0</b>	<b>0</b>	<b>18</b>	<b>5.6</b>	--	--	--	--	--
	Charlotte	AHL	54	21	21	42	16	12	6	3	3	176	11.9	5	0	0	0	4
<b>2013-14</b>	<b>Vancouver</b>	<b>NHL</b>	<b>55</b>	<b>4</b>	<b>3</b>	<b>7</b>	<b>-7</b>	<b>6</b>	<b>1</b>	<b>0</b>	<b>0</b>	<b>52</b>	<b>7.7</b>	--	--	--	--	--
	Utica	AHL	6	0	3	3	-6	2	0	0	0	14	0.0	--	--	--	--	--
<b>NHL Totals</b>			<b>96</b>	<b>9</b>	<b>8</b>	<b>17</b>	<b>-17</b>	<b>10</b>	<b>1</b>	<b>0</b>	<b>1</b>	<b>106</b>	<b>8.5</b>	--	--	--	--	--





**MATT ELLIS** LEFT WING

Born **August 31, 1981** in Welland, Ontario **6 ft 0 in 212 lbs**

**Shoots:** Left **Last Amateur Club:** St. Michael's (OHL)

**How Acquired:** Claimed off waivers from Los Angeles, October 1, 2008.



**CAREER STATS**

**2013-14:** Appeared in 50 games for the Sabres, scoring four goals, his highest NHL total since 2008-09 • Appeared in his 300th NHL game vs. NSH (3/11) • Netted his first goal since 1/13/12 vs. WPG (12/17) • Recalled from Rochester (12/14) after logging 10 points (5+5) in 25 AHL contests to begin the season... **2012-13:** Appeared in six games with the Sabres prior to joining the Amerks on 2/11 • Recorded his 200th AHL point as well as his 300th pro point with a goal at Hamilton (4/21) • Named Amerks team captain on 3/19 • Appeared in his 700th professional game at Toronto (3/16) • Had a four-game goal-scoring streak (3/9-3/15) • Appeared in all three postseason contests with the Amerks, notching two penalty minutes... **2011-12:** Games missed due to injury: 13 - lower body (3/12-4/7) • Recorded an assist in consecutive games at VAN (3/3) and at WPG (3/5) • Logged a season-high 16:35 TOI at NJD (1/24) • Scored a goal vs. OTT (11/11), his first goal since 3/16/10 • Notched an assist in his first game of the season vs. TBL (10/25)... **2010-11:** Recalled from Portland (AHL) 4/23; reassigned 4/27 • Returned on loan to Portland 4/13/11 • Appeared in 200th career NHL game vs. PHI (4/8) • Recalled to Buffalo 3/30 • Recalled to Buffalo 1/22; reassigned to Portland 1/28 • Registered 100th AHL assist 11/28 at Providence • Recalled to the Sabres 11/6; reassigned to Portland 11/20/10 • Recorded an assist in his 300th career AHL game vs. Manchester (10/19) • Selected the 13th captain in Portland Pirates franchise history • Missed 13 AHL games due to injury (2/13-3/12)... **2011 Playoffs:** Played 11:32 in Game 6 vs. PHI (4/24)... **2009-10:** Scored fourth career game-winning goal at FLA (10/21) • Had points in three consecutive games 10/13-10/21 (1+2) • Recorded two-point game 3/31 vs. Florida (0+2) • Set career highs in games played (72), assists (10) and points (13)... **2010 Playoffs:** Appeared in first career NHL playoff game vs. BOS (4/15) • Recorded first career NHL playoff point (goal) vs. BOS (4/17)... **2008-09:** Missed 19 games as a healthy scratch • Sent to Portland from 11/8 to 12/17 • Multi-point games: two • Played in 100th career game at OTT (2/7) • Set career high with three points (2+1) at BOS (1/3) • Recorded points in back-to-back games three times • Season-high four points (2+2) in two games starting 1/3 at BOS and ending 1/6 vs. OTT • Had four points in 12 games with Portland (2+2) and four PIM... **2007-08:** Recorded first goal as a

King at NSH (3/13) • Recorded first point as a King with an assist at Colorado (3/1) • Made Kings debut vs. CHI (2/23) • Had NHL career-high four-game point streak (2+2), which lasted from 10/15-10/24 (with Detroit) • Scored first career NHL goal (game-winner) at SJS (with Detroit on 10/18) • Collected first NHL point with an assist at ANA (with Detroit on 10/15)... **2006-07:** Recorded 49 points (26+23) in 65 regular season games with Grand Rapids • His 26 goals led Grand Rapids, while his 49 points was second on the club • It was the fourth straight season he improved his point total in the AHL • Recorded second pro hat trick and tied pro career high with four points (3+1) vs. San Antonio (2/16) • Established pro career high in assists and tied pro career high in points with four helpers at Wilkes-Barre/Scranton (1/5) • Established pro career high with a seven-game point streak (8+3), from 2/10 to 3/23 • Had seven points (4+3) in seven playoff games with Grand Rapids • His seven postseason points and four postseason goals led Grand Rapids, while his three postseason assists was second on the club • Was Grand Rapids team captain for the second season • Appeared in 16 games with Detroit • Recalled to Detroit on three different occasions • Made NHL debut at CBJ (12/18)... **2005-06:** Recorded 48 points (20+28) in 74 regular season games with Grand Rapids • Recorded his first professional 20-goal season and established an AHL career high with his 28 assists and 61 penalty minutes • Tied pro career high with four points (2+2) vs. Hamilton (12/30) • Had five points (4+1) in 16 playoff games with Grand Rapids, helping the Griffins advance to the Western Conference Finals • Was Grand Rapids team captain... **2004-05:** Recorded 41 points (18+23) in 79 regular season games with Grand Rapids • His 18 goals were third on Grand Rapids, while his 41 points were tied for second on the club... **2003-04:** Recorded 15 points (5+10) in 64 regular season games with Grand Rapids • Also played in four postseason games with Grand Rapids, tallying zero points and 2 PIM... **2002-03:** Recorded 59 points (27+32) in 71 regular season games with Toledo (ECHL) • His 27 goals led Toledo, while his 59 points were second and 32 assists were third on the club • Recorded first pro hat trick at Peoria (3/8) • Established pro career high with four points (2+2) vs. Peoria (11/8) • Established then pro career high with a six-game point streak (4+5), from 12/28 to 1/10.

*Continued on next page*



MATT **ELLIS** LEFT WING



CAREER STATS			Regular Season											Playoffs				
Season	Team	League	GP	G	A	P	+/-	PIM	PP	SH	GW	S	S%	GP	G	A	P	PIM
1998-99	St. Michael's	OHL	47	10	8	18	--	6	--	--	--	--	--	--	--	--	--	--
1999-00	St. Michael's	OHL	59	15	20	35	--	20	--	--	--	--	--	--	--	--	--	--
2000-01	St. Michael's	OHL	68	21	24	45	--	19	--	--	--	--	--	18	4	8	12	6
2001-02	St. Michael's	OHL	66	38	51	89	--	20	--	--	--	--	--	15	8	6	14	6
2002-03	Toledo	ECHL	71	27	32	59	--	34	--	--	--	--	--	7	3	5	8	0
2003-04	Grand Rapids	AHL	64	5	10	15	--	23	--	--	--	--	--	4	0	0	0	2
2004-05	Grand Rapids	AHL	79	18	23	41	10	59	1	4	1	--	--	--	--	--	--	--
2005-06	Grand Rapids	AHL	74	20	28	48	18	61	3	3	2	202	9.9	16	4	1	5	-2
<b>2006-07</b>	<b>Detroit</b>	<b>NHL</b>	<b>16</b>	<b>0</b>	<b>0</b>	<b>0</b>	<b>-1</b>	<b>6</b>	<b>0</b>	<b>0</b>	<b>0</b>	<b>22</b>	<b>0.0</b>	--	--	--	--	--
	Grand Rapids	AHL	65	26	23	49	0	44	10	5	5	256	10.2	7	4	3	7	4
<b>2007-08</b>	<b>Detroit</b>	<b>NHL</b>	<b>35</b>	<b>2</b>	<b>4</b>	<b>6</b>	<b>1</b>	<b>12</b>	<b>0</b>	<b>0</b>	<b>1</b>	<b>28</b>	<b>7.1</b>	--	--	--	--	--
	Los Angeles	NHL	19	1	1	2	2	14	0	1	0	38	2.6	--	--	--	--	--
<b>2008-09</b>	<b>Buffalo</b>	<b>NHL</b>	<b>45</b>	<b>7</b>	<b>5</b>	<b>12</b>	<b>4</b>	<b>12</b>	<b>0</b>	<b>0</b>	<b>2</b>	<b>73</b>	<b>9.6</b>	--	--	--	--	--
	Portland	AHL	12	2	2	4	-2	4	0	0	0	36	5.6	--	--	--	--	--
<b>2009-10</b>	<b>Buffalo</b>	<b>NHL</b>	<b>72</b>	<b>3</b>	<b>10</b>	<b>13</b>	<b>-1</b>	<b>12</b>	<b>0</b>	<b>0</b>	<b>1</b>	<b>112</b>	<b>2.7</b>	<b>3</b>	<b>1</b>	<b>0</b>	<b>1</b>	<b>0</b>
2010-11	Portland	AHL	52	10	21	31	1	12	4	2	3	145	6.9	11	1	5	6	4
	Buffalo	NHL	14	0	0	0	-4	0	0	0	0	20	0.0	1	0	0	0	0
<b>2011-12</b>	<b>Buffalo</b>	<b>NHL</b>	<b>60</b>	<b>3</b>	<b>5</b>	<b>8</b>	<b>-3</b>	<b>25</b>	<b>0</b>	<b>0</b>	<b>1</b>	<b>85</b>	<b>3.5</b>	--	--	--	--	--
<b>2012-13</b>	<b>Buffalo</b>	<b>NHL</b>	<b>6</b>	<b>0</b>	<b>0</b>	<b>0</b>	<b>0</b>	<b>0</b>	<b>0</b>	<b>0</b>	<b>0</b>	<b>8</b>	<b>0.0</b>	--	--	--	--	--
	Rochester	AHL	32	7	5	12	6	6	2	1	1	75	9.3	3	0	0	0	2
<b>2013-14</b>	<b>Buffalo</b>	<b>NHL</b>	<b>50</b>	<b>4</b>	<b>2</b>	<b>6</b>	<b>-6</b>	<b>4</b>	<b>0</b>	<b>0</b>	<b>0</b>	<b>70</b>	<b>5.7</b>	--	--	--	--	--
	Rochester	AHL	25	5	5	10	-7	10	3	0	0	48	10.4	--	--	--	--	--
<b>NHL Totals</b>			<b>317</b>	<b>20</b>	<b>27</b>	<b>47</b>	<b>-8</b>	<b>85</b>	<b>0</b>	<b>1</b>	<b>5</b>	<b>456</b>	<b>4.4</b>	<b>4</b>	<b>1</b>	<b>0</b>	<b>1</b>	<b>0</b>
<b>Buffalo Totals</b>			<b>247</b>	<b>17</b>	<b>22</b>	<b>39</b>	<b>-10</b>	<b>53</b>	<b>0</b>	<b>0</b>	<b>4</b>	<b>368</b>	<b>4.6</b>	<b>4</b>	<b>1</b>	<b>0</b>	<b>1</b>	<b>0</b>





**MIKHAIL GRIGORENKO** CENTER

Born **May 16, 1994** in Khabarovsk, Russia **6 ft 2 in 208 lbs**

**Shoots:** Left **Last Amateur Club:** Quebec (QMJHL)

**How Acquired:** Selected by Buffalo in the 1st round (12th overall) of the 2012 NHL Entry Draft.



**CAREER STATS**

**2013-14:** Recorded his first NHL multi-point game with two goals at ANA (11/8) • Went 53-for-103 on faceoffs (51.5%) in 18 NHL games • Tallied 39 points (15+24) in 23 games with Quebec (QM-JHL); led all Remparts skaters and ranked third in the league with 1.7 points per game • Won a bronze medal with Russia at the World Junior Championship, tallying eight points (5+3) in seven games • Recorded his first AHL point (assist) in his AHL regular-season debut vs. Syracuse (4/2)... **2012-13:** Made his NHL debut vs. PHI (1/20), registering two shots on goal in 11:13 TOI • Scored his first NHL goal vs. TOR (1/29), becoming the fifth-youngest player to score in Sabres history (18 years, 258 days) • Recorded his first NHL assist at BOS (1/31) • Logged a season-high 17:10 TOI at WSH (1/27) • Registered an assist in consecutive games vs. NJD (3/2) and at NYR (3/3) • Skated 15:18 vs. WPG (4/22) in his first NHL game since 3/12, also

winning nine of 15 faceoffs • Credited with a career-high six shots on goal to lead all Sabres skaters vs. NYI (4/26) • Was held scoreless in two playoff games with Rochester (AHL) • Led the Quebec Remparts (QMJHL) with 30 regular-season goals and ranked third with 54 points despite playing in only 33 of the team's 68 games • Added 14 points (5+9) in 11 QMJHL playoff games, leading all Remparts in assists and points • Won a bronze medal at the 2013 U20 World Junior Championship, scoring six points (2+4) in seven games... **2011-12:** As a rookie, led all Quebec Remparts skaters with 40 goals in 59 games and ranked second with 85 points • His 85 points ranked first among QMJHL rookies and eighth among all skaters; his 40 goals tied him for fifth among all skaters and led all rookies • Added 10 points (3+7) in 11 playoff games.

CAREER STATS			Regular Season											Playoffs				
Season	Team	League	GP	G	A	P	+/-	PIM	PP	SH	GW	S	S%	GP	G	A	P	PIM
2010-11	CSKA Jr.	Russia-Jr.	43	17	18	35	--	22	--	--	--	--	--	10	1	4	5	4
2011-12	Quebec	QMJHL	59	40	45	85	35	12	8	0	8	196	20.4	11	3	7	10	4
2012-13	Quebec	QMJHL	33	30	24	54	10	8	11	0	6	132	22.7	11	5	9	14	0
	Buffalo	NHL	25	1	4	5	-1	0	0	0	0	31	3.2	--	--	--	--	--
	Rochester	AHL	--	--	--	--	--	--	--	--	--	--	--	2	0	0	0	0
2013-14	Quebec	QMJHL	23	15	24	39	15	6	3	0	4	70	21.4	5	1	8	9	6
	Buffalo	NHL	18	2	1	3	-3	2	0	0	0	20	10.0	--	--	--	--	--
	Rochester	AHL	9	0	4	4	1	0	0	0	0	16	0.0	5	0	0	0	2
<b>NHL Totals</b>			<b>43</b>	<b>3</b>	<b>5</b>	<b>8</b>	<b>-4</b>	<b>2</b>	<b>0</b>	<b>0</b>	<b>0</b>	<b>51</b>	<b>5.9</b>	--	--	--	--	--
<b>Buffalo Totals</b>			<b>43</b>	<b>3</b>	<b>5</b>	<b>8</b>	<b>-4</b>	<b>2</b>	<b>0</b>	<b>0</b>	<b>0</b>	<b>51</b>	<b>5.9</b>	--	--	--	--	--





**MATT HACKETT** GOALTENDER

Born **March 7, 1990** in London, Ontario **6 ft 2 in** **171 lbs**

**Shoots:** Left **Last Amateur Club:** Plymouth (OHL)

**How Acquired:** Acquired by Buffalo from the Minnesota Wild with Johan Larsson, a first-round selection in the 2013 NHL Entry Draft and a second-round selection in the 2014 NHL Entry Draft in exchange for Jason Pominville and a fourth-round selection in the 2014 NHL Entry Draft, April 3, 2013.



**CAREER STATS**

**2013-14:** Won his first game with the Sabres after stopping 35 of 36 shots at EDM on (3/20) • Led Rochester goaltenders in games (33), saves (980) and minutes played (1,952:11) • Posted a 13-17-2 record with a 3.07 goals-against average and a .898 save percentage • Won four straight games (1/17-2/7) • Had a strong month of January, going 4-3-0 with a 2.45 goals-against average and a .921 save percentage in seven games... **2012-13:** Appeared in one game with the Minnesota Wild, making 28 saves in a 5-3 loss at DAL (3/29) • Captured career-highs in AHL games played (46), minutes (2,759) and saves (1,213) • Finished third among AHL goaltenders with a 6-3 shootout record, stopping 29 of 41 shooters for a .707 save percentage • Won three straight games (2/8-2/15) • Notched a season-long six-game win streak (11/18-12/7) • Appeared in his 100th AHL game at Rockford (11/16) • Went 0-1 in one playoff appearance with the Amerks, recording a 2.08 goals-against average and a .900 save percentage... **2011-12:** Went 3-6-0 with 2.37 goals-against average and a .922 save percentage in 12 NHL games for Minnesota • Set an NHL record for the longest shutout streak to start a career (102:48) • Named the NHL's Second Star of the Week on 12/12 after stop-

ping 76 of 78 shots in his first two career NHL games for a 1.01 goals-against average, a .974 save percentage and two wins • Won his NHL debut, stopping all 34 shots he faced in 58:49 of relief at SJS (12/6) • Posted a 20-17-6 record with 2.38 goals-against average and a .917 save percentage in 44 games for Houston (AHL)... **2010-11:** Played in 45 games with the Houston Aeros, collecting a 23-16-4 record • Set an Aeros playoff record by starting all 24 postseason games, going 14-10... **2009-10:** Ranked second in the OHL in save percentage (.925), third in wins (33) and fifth in goals against average (2.62) • Named CHL Goalie of the Week for week ending 10/25 and OHL Goalie of the Month for March • Went 3-4 in eight playoff games... **2008-09:** Compiled a 34-15-3 record in net for Plymouth • Was named Whaler's Playoff MVP after he went 6-5 with a 3.01 goals against average, a .930 save percentage and one shutout in 11 postseason games... **2007-08:** Began the season in Windsor before being traded to Plymouth where he served as a backup • Logged a 6-9-0-1 record with Plymouth to match his 3.44 goals against average and .901 save percentage... **2006-07:** Played seven games for Windsor with a 5.04 goals against average and .859 save percentage in his inaugural OHL campaign.

**CAREER STATS** *Regular Season* *Playoffs*

Season	Team	League	GP	W	L	OT	GA	SO	GAA	SV%	MIN	GP	W	L	GA	SO	GAA	SV%	MIN
2006-07	London	Minor-ON	38	28	7	3	52	20	1.39	--	--	6	5	1	12	2	2.00	--	--
	St. Catharines	OJHL	17	7	7	0	63	0	4.19	--	902	--	--	--	--	--	--	--	--
	Windsor	OHL	7	0	7	0	36	0	5.04	--	429	--	--	--	--	--	--	--	--
2007-08	Windsor	OHL	4	1	1	0	10	0	4.61	--	130	--	--	--	--	--	--	--	--
	Plymouth	OHL	18	6	9	1	56	0	3.44	--	978	1	0	0	0	0	0.00	--	16
2008-09	Plymouth	OHL	55	34	15	3	154	2	3.04	--	3036	11	6	5	32	1	3.01	--	638
2009-10	Plymouth	OHL	56	33	18	3	138	4	2.62	.925	3165	8	3	4	24	0	3.36	.919	429
2010-11	Houston	AHL	45	23	16	4	101	2	2.37	.916	2552	24	14	10	61	1	2.50	.903	1465
<b>2011-12</b>	<b>Minnesota</b>	<b>NHL</b>	<b>12</b>	<b>3</b>	<b>6</b>	<b>0</b>	<b>22</b>	<b>0</b>	<b>2.37</b>	<b>.922</b>	<b>556</b>	--	--	--	--	--	--	--	--
	Houston	AHL	44	20	17	6	101	1	2.38	.917	2546	2	0	2	6	0	5.93	.897	61
<b>2012-13</b>	<b>Minnesota</b>	<b>NHL</b>	<b>1</b>	<b>0</b>	<b>1</b>	<b>0</b>	<b>5</b>	<b>0</b>	<b>5.08</b>	<b>.848</b>	<b>59</b>	--	--	--	--	--	--	--	--
	Houston	AHL	43	19	20	3	114	0	2.66	.907	2574	--	--	--	--	--	--	--	--
	Rochester	AHL	3	3	0	0	5	0	1.62	.955	185	1	0	1	2	0	2.08	.900	58
2013-14	Rochester	AHL	33	13	17	2	100	0	3.07	.898	1952	--	--	--	--	--	--	--	--
	<b>Buffalo</b>	<b>NHL</b>	<b>8</b>	<b>1</b>	<b>6</b>	<b>1</b>	<b>22</b>	<b>0</b>	<b>3.10</b>	<b>.908</b>	<b>426</b>	--	--	--	--	--	--	--	--
<b>NHL Totals</b>			<b>21</b>	<b>4</b>	<b>13</b>	<b>1</b>	<b>49</b>	<b>0</b>	<b>2.82</b>	<b>.912</b>	<b>1041</b>	--	--	--	--	--	--	--	--
<b>Buffalo Totals</b>			<b>8</b>	<b>1</b>	<b>6</b>	<b>1</b>	<b>22</b>	<b>0</b>	<b>3.10</b>	<b>.908</b>	<b>426</b>	--	--	--	--	--	--	--	--





**COLIN JACOBS** CENTER

Born **January 20, 1993** in Coppell, Texas **6 ft 2 in 206 lbs**

**Shoots:** Right **Last Amateur Club:** Prince George (WHL)

**How Acquired:** Selected by Buffalo in the fourth round (107th overall) of the 2011 NHL Entry Draft.



**CAREER STATS**

**2013-14:** Posted two assists in 24 AHL games • Appeared in three games during the 2013 Spengler Cup in Davos, Switzerland • Re-assigned to the Elmira Jackals (ECHL) on 11/29; made his ECHL debut vs. Wheeling (11/29)... **2012-13:** Joined the Amerks for 11 games at the end of the season, recording three points (1+2) • Notched his first multi-point game with a pair of assists and scored the shootout winner at Adirondack (4/6) • Scored his first pro goal at Houston (3/23) • Made his professional debut at Texas (3/22) • Completed his junior career with the Prince George Cougars (WHL), capturing career-highs in goals (25), assists (28) and points (53) • Finished first among Cougars skaters in goals and points and ranked second in assists • Scored a team-high 13 power play goals, good for 15th in the WHL • Led Prince George with 13 multi-point games and was named the team's Hubbell Designer Goldsmith's Player of the Year • Notched a four-game point streak (2+4) from 3/9-3/14 • Registered his second hat trick of the season at Medicine Hat (2/15) • Registered three consecutive multi-point games from 12/15-12/30, totaling eight points (3+5) • Posted a season-best eight-game point streak (7+7) from 9/22-10/12 to start the 2012-13 campaign • Recorded a career-high five points (3+2), including his first career hat trick, in his Prince George debut at Everett (9/22)...

2011-12: Appeared in 44 games with the Seattle Thunderbirds (WHL), scoring nine goals and adding 10 assist for 19 points • Tied for second on the team with four power play goals • Had a three-game point streak (2+1) from 2/8-2/11 • Made season debut vs. Prince George (12/9) after missing the first 26 games of the season with a shoulder injury... **2010-11:** Tied for third among Seattle skaters in goals and ranked fifth in points • Skated for Team Orr at the 2011 CHL Home Hardware Top Prospects Game, picking up one assist in his team's 7-1 win over Team Cherry • Tallied four points (3+1) at Prince George (12/3) • Posted a three-game point streak (3+3) from 11/9-11/12... **2009-10:** Appeared in a team-high 72 games as a rookie for the Thunderbirds • Led all Seattle rookies and finished tied for sixth on the team in scoring; tied for fourth in goals • Notched his first multi-goal game (2+0) at Prince George (2/24) • Scored his first career goal as part of a three-point game (1+2) in his season debut against Everett (9/18)... **2008-09:** Appeared in two games for Seattle, making his WHL debut at Portland (12/6) • Tallied three points (2+1) in four postseason contests • Scored first playoff goal in Game 2 vs. Spokane (3/24) • Made his WHL playoff debut in Game 1 at Spokane (3/21), earning an assist.

CAREER STATS			Regular Season											Playoffs				
Season	Team	League	GP	G	A	P	+/-	PIM	PP	SH	GW	S	S%	GP	G	A	P	PIM
2008-09	Seattle	WHL	2	0	0	0	-2	0	--	--	--	--	--	4	2	1	3	0
2009-10	Seattle	WHL	72	13	13	26	-33	119	--	--	--	--	--	--	--	--	--	--
2010-11	Seattle	WHL	68	22	22	44	-20	69	--	--	--	--	--	--	--	--	--	--
2011-12	Seattle	WHL	44	9	10	19	-18	46	--	--	--	--	--	--	--	--	--	--
2012-13	Prince George	WHL	66	25	28	53	-27	98	--	--	--	--	--	--	--	--	--	--
	Rochester	AHL	11	1	2	3	0	0	0	0	0	9	11.1	--	--	--	--	--
2013-14	Rochester	AHL	24	0	2	2	-7	29	0	0	0	24	0.0	--	--	--	--	--
	Elmira	ECHL	4	2	1	3	2	0	0	0	--	--	--	--	--	--	--	--





**JUSTIN KEA CENTER**

Born **February 7, 1994** in Perry, Ontario **6 ft 4 in 211 lbs**

**Shoots:** Left **Last Amateur Club:** Saginaw (OHL)

**How Acquired:** Selected by Buffalo in the third round (73rd overall) of the 2012 NHL Entry Draft.



**CAREER STATS**

**2013-14:** Made his AHL debut at Toronto (4/5) • Played 58 games for the OHL's Saginaw Spirit and was fourth on the team with 49 points (22+27) • Tied a career high in goals (22) and set career highs with 27 assists, 49 points and a plus-14 rating • Notched a season-best five-game point streak (2+5) from 10/4-10/14 • Tallied four game-winning goals, including the overtime winner in his last regular season OHL game against Sault Ste. Marie (3/17) • Recorded his 100th OHL point with a second-period goal against Windsor (12/28) • Registered four points (1+3) in five playoff games...  
**2012-13:** Recorded his first career two-goal game against Oshawa (10/26) • Finished fifth on the Saginaw Spirit with 48 points (22+26) over 68 games • Recorded 12 multi-point games, including five

two-goal games • Five-game point streak (10/20-11/3) • Scored one goal in four playoff games... **2011-12:** Played 65 games for Saginaw and notched 14 points (3+11) • Had a three-game point streak (0+5) from 3/10-3/16 • Scored five points (1+4) in 12 playoff games • His first OHL playoff goal was a shorthanded tally against Sarnia (3/31)... **2010-2011:** Recorded one assist in five games as part of the gold medal-winning Canadian World U-17 Hockey Challenge team • Scored his first OHL goal in the third period against the Owen Sound Attack (10/29) • Had six points (4+2) in 62 games for Saginaw • Played 10 playoff games and notched his only playoff assist against Guelph (3/28).

CAREER STATS			Regular Season											Playoffs				
Season	Team	League	GP	G	A	P	+/-	PIM	PP	SH	GW	S	S%	GP	G	A	P	PIM
2010-11	Saginaw	OHL	62	4	2	6	-5	49	0	0	--	--	--	10	0	1	1	0
2011-12	Saginaw	OHL	65	3	11	14	-4	76	0	0	--	--	--	12	1	4	5	2
2012-13	Saginaw	OHL	68	22	26	48	12	102	2	3	--	--	--	4	1	0	1	7
2013-14	Saginaw	OHL	58	22	27	49	14	97	0	4	4	--	--	5	1	3	4	0
	Rochester	AHL	1	0	0	0	0	0	0	0	0	0	0.0	--	--	--	--	--





**JOHAN LARSSON** LEFT WING

Born **July 25, 1992** in Lau, Sweden **5 ft 10 in** **196 lbs**  
**Shoots:** Left **Last Amateur Club:** Brynas Jr. (SEL)

**How Acquired:** Acquired by Buffalo from the Minnesota Wild with Matt Hackett, a first-round selection in the 2013 NHL Entry Draft and a second-round selection in the 2014 NHL Entry Draft in exchange for Jason Pominville and a fourth-round selection in the 2014 NHL Entry Draft, April 3, 2013.



**CAREER STATS**

**2013-14:** Recorded four assists in 28 NHL games in his rookie season • Tallied assists in back-to-back games at NSH (3/27) and vs. TBL (3/29) • Logged a career-high 18:51 TOI vs. PHX (12/23) • Recorded his first NHL point (assist) vs. ANA (11/2) • Logged the first fighting major of his career at SJS (11/5) • Tallied 41 AHL points for the second consecutive season, including a career-high 26 assists • Posted a seven-game point streak (3+9) for Rochester (1/17-2/1) • Appeared in his 100th AHL game vs. Rockford (1/31) • Recorded one assist in three games for the Amerks during the 2013 Spengler Cup in Davos, Switzerland • Collected two points (1+1) in Game 4 at Chicago (5/2)... **2012-13:** Made his NHL debut at DET (2/17), logging two shots in 14:02 of ice time • Tied for 14th in scoring among AHL rookies with 41 points (16+25) in 69 combined games • Led AHL rookies with three shootout-winning goals • Missed the last two games of the season (4/20-4/21) with an injury • Had a three-game point streak (1+2) from 4/5-4/7 • Posted a career-high four points (2+2) at Abbotsford (3/2) • Had a three-game point streak (2+1) from 1/6-1/12 • Collected his first multi-goal game against Rockford (11/18) • Recorded his first multi-point game (1+1) at San Antonio (11/13) • Had a season-best five-game point streak (2+3) from 10/20-11/2 • Scored his first pro goal against Milwaukee (10/27) • Registered his first pro point with an assist at Texas (10/20) • Made his AHL debut against Charlotte (10/13) • Skated in eight games with Vasteras IK (Swe-1), where he tallied two points (1+1) and 10 PIM • Collected a team-high three assists and averaged a point-per-game during the 2013 Calder Cup Playoffs • Recorded two assists in his AHL playoff debut in Game 1 of the Western Conference Quarterfinals at Toronto (4/27)... **2011-12:** Ranked third on

Brynas (SEL) roster with 36 points (12+24) in 49 games • Named Rookie of the Year in the Swedish Elite League • Added 10 points (2+8) in 16 playoff contests to help Brynas claim the Le Mat Trophy as Swedish champions • Represented Sweden at the 2012 World Championship, recording two assists in seven games • Captained Sweden to a gold medal at the 2012 U-20 World Junior Championship in Calgary, posting six assists in six games... **2010-11:** Tallied eight points (4+4) in 43 games as an 18-year-old rookie with Brynas • Assisted on two goals and recorded four penalty minutes in five postseason contests • Scored his first pro goal against Skelleftea AIK (1/15) • Recorded his first pro point with an assist against Djurgardens IF (9/23) • Made his professional debut against Modo Hockey (9/16) • Notched five points (2+3) in three games at the 2011 U-19 Three Nations Tournament in Helsinki, Finland • Captained Team Sweden at the 2011 U-19 Five Nations Tournament, scoring a team-high 10 points (4+6) in four games • Registered four points (1+3) in six international contests at the 2011 U-20 World Junior Championship, helping Sweden to a fourth-place finish... **2009-10:** Registered 34 points (15+19) in 40 games with Brynas in the Swedish Junior League • Scored one goal with one assist in five playoff appearances • Ranked second in scoring at the 2010 U-18 World Junior Championship in Minsk, netting 14 points (6+8) in five games; received a silver medal and served as team captain for Swede, also earning a tournament First-Team All-Star selection for his outstanding performance... **2008-09:** Tallied nine points (4+5) and 55 penalty minutes in 33 games with Brynas • Appeared in five postseason matches and picked up two penalty minutes.

**CAREER STATS** *Regular Season* *Playoffs*

Season	Team	League	GP	G	A	P	+/-	PIM	PP	SH	GW	S	S%	GP	G	A	P	PIM
2008-09	Brynas Jr.	SEL	33	4	5	9	--	55	--	--	--	--	--	5	0	0	0	2
	Brynas U18	SEL	11	6	4	10	--	76	--	--	--	--	--	3	0	3	3	2
2009-10	Brynas Jr.	SEL	40	15	19	34	--	80	--	--	--	--	--	5	1	1	2	2
	Sweden	WJ-18	5	6	8	14	--	0	--	--	--	--	--	--	--	--	--	--
2010-11	Brynas U18	SEL	4	1	1	2	--	2	--	--	--	--	--	4	4	4	8	6
	Brynas Jr.	SEL	43	4	4	8	3	18	--	--	--	--	--	5	0	2	2	4
2011-12	Brynas Jr.	SEL	10	6	9	15	--	8	--	--	--	--	--	1	0	0	0	0
	Sweden	WJC	6	1	3	4	0	4	1	0	0	--	--	--	--	--	--	--
	Brynas	SEL	49	12	24	36	-10	34	--	--	--	--	--	16	2	8	10	16
2012-13	Sweden	WC	7	0	2	2	-2	0	0	0	0	--	--	--	--	--	--	--
	Sweden	WJC	6	0	6	6	3	0	--	--	--	--	--	--	--	--	--	--
	Vasteras IK	Swe-1	8	1	1	2	-1	10	--	--	--	--	--	--	--	--	--	--
	Minnesota	NHL	1	0	0	0	0	0	0	0	0	2	0.0	--	--	--	--	--
2013-14	Houston	AHL	62	15	22	37	0	38	6	1	4	89	16.9	--	--	--	--	--
	Rochester	AHL	7	1	3	4	-2	2	0	0	0	10	10.0	3	0	3	3	6
	Buffalo	NHL	28	0	4	4	0	19	0	0	0	21	0.0	--	--	--	--	--
	Rochester	AHL	51	15	26	41	7	75	5	0	2	117	12.8	5	1	2	3	4
<b>NHL Totals</b>			<b>29</b>	<b>0</b>	<b>4</b>	<b>4</b>	<b>0</b>	<b>19</b>	<b>0</b>	<b>0</b>	<b>0</b>	<b>23</b>	<b>0.0</b>	--	--	--	--	--
<b>Buffalo Totals</b>			<b>28</b>	<b>0</b>	<b>4</b>	<b>4</b>	<b>0</b>	<b>19</b>	<b>0</b>	<b>0</b>	<b>0</b>	<b>21</b>	<b>0.0</b>	--	--	--	--	--





**JEROME LEDUC** DEFENSE

Born **July 30, 1992** in Quebec City, Quebec **6 ft 1 in 194 lbs**

**Shoots:** Right **Last Amateur Club:** Rimouski (QMJHL)

**How Acquired:** Selected by Buffalo in the third round (68th overall) of the 2010 NHL Entry Draft.



**CAREER STATS**

**2013-14:** In his second AHL season, matched or topped his career highs in games played, goals, assists and points • Appeared in three games for the Amerks during the 2013 Spengler Cup in Davos, Switzerland • Logged a season-high 23:13 TOI vs. Wilkes-Barre/Scranton (11/20) • Tallied three points (1+2), including the game-winning goal, vs. Utica (10/19) • Made his ECHL debut for Gwinnett vs. Reading (2/21); notched his first ECHL point (assist) vs. South Carolina (2/23) • Recorded his first professional playoff point (assist) in Game 2 vs. Chicago on (4/26)...

**2012-13:** Closed out his first pro season in Rochester by collecting seven points on three goals and four assists in 48 games with the Amerks • Notched the game-winning goal at Hamilton (3/30) • Had a three-game point streak (1+2; 12/21-12/26) • Scored his first professional goal in his pro debut at Hamilton (11/14) • Missed the first two games of the season (10/12-10/13) with an injury • Made his professional playoff debut in Game 1 of the Western Conference Quarterfinals at Toronto on 4/27 • Appeared in all three of Rochester's postseason contests... **2011-12:** Completed his junior career with Rimouski (QMJHL), setting career-highs in all offensive categories in goals (28), assists (46), points (74) and penalty minutes (41) while appearing in 62 games • His 46 assists ranked 18th among league leaders • Finished the campaign first among QMJHL defensemen in scoring, including leading all blueliners in goals

and power-play goals (12) • Ranked second in the league with 262 shots on goal while averaging 1.19 points per game • Registered 37 power-play points, ranking tied for 13th in goals (12) and sixth in assists (25), respectively • Helped Rimouski to the President's Cup Finals, marking Oceanic's first QMJHL Finals appearance since their last championship season of 2004-05... Finished the 2012 playoffs first among league rearguards with nine goals and 19 points in 21 games • Had a productive postseason run with Rimouski, finishing atop the league's point-getters in shots (84) and power-play goals (5), in addition to placing tied for 12th overall among top goal scorers... **2010-11:** Recorded 56 points (18+38) in 61 games for Rimouski of the QMJHL to rank first on his team and second in the league in scoring among defensemen • Finished third on his team in scoring overall • Increased his point total for the third consecutive season • Contributed seven power-play tallies and scored one shorthanded goal • Added three points in five playoff games • Took part in Hockey Canada's 2011 National Junior Team Summer Development Camp ... **2009-10:** Appeared in a career-high 68 games for Rouyn-Noranda (QMJHL), collecting 46 points (20+26) • Led all Huskies defensemen in scoring while finishing fourth on the team overall • Posted six points (2+4) in 11 playoff contests... **2008-09:** In his first season in the QMJHL, registered 17 points (1+16) in 52 games with Rouyn-Noranda.

**CAREER STATS**

Season	Team	League	Regular Season											Playoffs				
			GP	G	A	P	+/-	PIM	PP	SH	GW	S	S%	GP	G	A	P	PIM
2007-08	St-Francois	QAAA	43	10	12	22	--	10	--	--	--	--	--	17	2	6	8	26
2008-09	Rouyn-Noranda	QMJHL	52	1	16	17	-20	8	1	0	--	--	--	6	0	2	2	5
2009-10	Rouyn-Noranda	QMJHL	68	20	26	46	26	16	10	0	3	--	--	11	2	4	6	2
2010-11	Rimouski	QMJHL	61	18	38	56	-1	26	7	1	2	165	10.9	5	1	2	3	6
2011-12	Rimouski	QMJHL	62	28	46	74	13	41	12	0	4	--	--	21	9	10	19	12
2012-13	Rochester	AHL	48	3	4	9	-9	8	0	0	1	50	6.0	3	0	0	0	0
2013-14	Rochester	AHL	51	3	7	10	-15	22	1	0	1	62	4.8	4	0	1	1	0
	Gwinnett	ECHL	8	1	3	4	-1	2	1	0	--	--	--	--	--	--	--	--





**NATHAN LIEUWEN GOALTENDER**

Born **August 8, 1991** in Abbotsford, British Columbia **6 ft 4 in 186 lbs**

**Shoots:** Left **Last Amateur Club:** Kootenay (WHL)

**How Acquired:** Selected by Buffalo in the sixth round (167th overall) of the 2011 NHL Entry Draft.



**CAREER STATS**

**2013-14:** Recalled from Rochester on 3/16; made his NHL debut in a relief appearance vs. MTL (3/16), stopping all 10 shots faced in 21:45 of action • Turned aside 23 of 26 shots in his first NHL start at CGY (3/18) • Made 33 saves, plus seven in the shootout, to earn his first NHL win vs. NJD (4/1) • Missed the season's final four outings due to a concussion suffered at PHI (4/6) • Posted a 17-11-2 AHL record in his first professional season • Named the Amerks' Rookie of the Year as voted on by members of the Booster Club • Recorded his first AHL point with an assist vs. Syracuse (3/7) • Posted a season-best four-game winning streak with Rochester from 1/18-2/1 • Made 11 saves in one appearance for the Amerks during the 2013 Spengler Cup in Davos, Switzerland... **2012-13:** Posted a 1-2-0 record with a 2.65 goals-against average and a .919 save percentage in four AHL appearances with Rochester • Played the majority of the season with the Greenville Road Warriors (ECHL), where he tabbed a 14-10-12 record • Missed the last nine games (4/5-4/21) of the regular season with an injury • Earned his first AHL win with a 39-save shutout at San Antonio (3/24) • Made 17 saves in his AHL debut against Hershey (2/17) • Made a season-high 39 saves against Wheeling (12/28) • Named the Reebok Hockey/ECHL Goaltender of the Week for period ending 12/16 after posting a 2-0-0 record with one shutout, a 0.50 goals-against average and a .983 save percentage in two starts • Recorded his first pro shutout, stopping all 26 shots in a 6-0 win at South Carolina (12/11) • Registered four straight wins twice (10/28-11/7, 1/5-1/21) • Earned his first pro win with a 28-save effort in Greenville's 6-5 shootout victory at Orlando (10/28) • Made 16 saves in his professional debut in a

3-1 loss at Trenton (10/12)... **2011-12:** Set career bests in all goal-tending categories, including games played (57), minutes played (3,340), saves (1,483), goals against average (2.50) and save percentage (.914) • Ranked third and fifth among league goaltenders in goals against average and save percentage, respectively • Set a new franchise record for the most wins by a goaltender with 85 career victories, surpassing the mark of 82 that was previously held by Taylor Dakers from 2003 to 2007... **2010-11:** Led the Kootenay Ice to the WHL Championship and a berth in the Memorial Cup • Was named WHL Playoffs Most Valuable Player • Led all WHL goaltenders in postseason wins, shutouts, GAA and saves • Set a franchise record for the most shutouts (3) during one postseason • Named the Kootenay Ice Scholastic Player of the Year for the second straight season... **2009-10:** Went 10-10-0 with a 3.09 goals against average and a .896 save percentage in 26 games with Kootenay of the WHL • Named the Kootenay Ice Scholastic Player of the Year • Also appeared in three playoff games for the Ice, making his WHL postseason debut on 3/24 and stopping all six shots he faced in 26 minutes of relief action... **2008-09:** Named to Team Cherry for the Home Hardware Top Prospects Game • Made 18 saves in a win over Prince Albert to record his first career WHL shutout (10/17) • Represented Team Canada as the starting goaltender at the 2008 U-18 Ivan Hlinka tournament in Slovakia, helping his country to a gold medal ... **2007-08:** Recorded his first WHL win in Kootenay's 8-3 victory over Prince Albert (1/25) • Was part of Team Pacific at the 2007 U-17 championship in London, Ontario.

CAREER STATS		Regular Season										Playoffs							
Season	Team	League	GP	W	L	OT	GA	SO	GAA	SV%	MIN	GP	W	L	GA	SO	GAA	SV%	MIN
2007-08	Westside	BCHL	13	9	2	0	23	0	1.94	--	710	3	0	2	10	0	4.32	--	139
	Kootenay	WHL	3	1	1	0	10	0	3.26	.910	184	--	--	--	--	--	--	--	--
2008-09	Kootenay	WHL	37	14	12	2	94	3	2.94	.885	1915	--	--	--	--	--	--	--	--
2009-10	Kootenay	WHL	26	10	10	0	64	0	3.09	.896	1244	3	0	1	4	0	1.92	.892	125
2010-11	Kootenay	WHL	55	33	16	4	144	3	2.79	.903	3098	19	16	3	44	3	2.24	.923	1178
2011-12	Kootenay	WHL	57	27	20	8	139	3	2.50	.914	3340	4	0	4	14	0	3.53	.896	238
2012-13	Rochester	AHL	4	1	2	0	9	1	2.65	.919	204	--	--	--	--	--	--	--	--
	Greenville	ECHL	27	14	10	2	78	1	2.93	.903	1598	--	--	--	--	--	--	--	--
2013-14	Rochester	AHL	32	17	11	2	70	2	2.34	.922	1796	--	--	--	--	--	--	--	--
	Buffalo	NHL	7	1	4	0	18	0	2.98	.906	363	--	--	--	--	--	--	--	--
<b>NHL Totals</b>			<b>7</b>	<b>1</b>	<b>4</b>	<b>0</b>	<b>18</b>	<b>0</b>	<b>2.98</b>	<b>.906</b>	<b>363</b>	--	--	--	--	--	--	--	--
<b>Buffalo Totals</b>			<b>7</b>	<b>1</b>	<b>4</b>	<b>0</b>	<b>18</b>	<b>0</b>	<b>2.98</b>	<b>.906</b>	<b>363</b>	--	--	--	--	--	--	--	--





**ANDREY MAKAROV** GOALTENDER

Born **April 20, 1993** in Kazan, Russia 6 ft 1 in 186 lbs

**Shoots:** Left **Last Amateur Club:** Saskatoon (WHL)

**How Acquired:** Signed by Buffalo as a free agent, September 14, 2012.



**CAREER STATS**


**2013-14:** Closed out the regular season on a seven-game winning streak (4/2-4/18), posting a .931 save percentage during that stretch • Recalled to Buffalo 4/8 and 4/13, but did not appear in any games • Earned his first AHL win with a 24-save effort vs. Syracuse (4/2); also registered his first professional point with an assist • Stopped 33 of 35 shots in his AHL debut at Toronto (3/25) • Posted a 15-11-2-2 record with a 2.79 goals-against average and a .906 save percentage in 31 games with Fort Wayne (ECHL) prior to joining the Amerks • Made a season-high 43 saves against Reading (12/21) • Made his professional debut for Fort Wayne at Las Vegas (11/1); picked up his first win, stopping 26 of 27 shots • Made his professional postseason debut in Game 1 vs. Chicago (4/25) • Earned his first playoff win with a 26-save effort in Game 2 vs. Chicago (4/26)... **2012-13:** Posted his best season in junior hockey, capturing career-highs in games played (61), minutes (3,487), shutouts (7), wins (37), saves (1,723), goals-against average (.262) and save percentage (.919) • Played in 61 of Saskatoon's 72 regular-season games, ranking fourth among league backstops in games played • Tied for first in the WHL in wins and shutouts while ranking third in saves and fifth in minutes • Finished the campaign ranked fifth and ninth among WHL goaltenders in save percentage and goals-against average, respectively • Named the Blades' MVP for the second straight season • Registered a season-long 18-game winning streak, including three shutouts (1/27-3/1); boasted a 1.54 goals-against average and a .952 save percentage during that span • Logged back-to-back shutouts vs. Regina (12/8-12/9) • Posted a 0-4 record with a 3.66 goals-against average and a .897 save percentage in four WHL playoff appearances for Saskatoon •

Appeared in four Memorial Cup games as a member of host Saskatoon • Received the Hap Emms Memorial Trophy as the tournament's top netminder after going 1-3 with a 4.09 goals-against average and a .889 save percentage • Took home a silver medal with Team Russia at the 2013 U-20 World Junior Championship in Ufa, Russia... **2011-12:** Went 29-21-2 with a 3.01 goals against average and a .913 save percentage in 54 games in his first season with Saskatoon, earning team MVP honors • Ranked seventh in the league in save percentage • Recorded second shutout of the season with a 34-save performance at Prince Albert (3/7) • Picked up his first-career shutout with 38 saves vs. Kootenay (2/24) • Had a seven-game winning streak from 11/8-11/22 • Opened the season on a six-game win streak from 9/24-10/15 • Earned his first win in his WHL debut at Prince Albert (9/24) • Posted a 0-4 record in four WHL playoff games • Made his WHL playoff debut in Game 1 of Saskatoon's first-round series against Medicine Hat (3/23) • Won a silver medal with Russia at the 2012 U-20 World Junior Championship; earned the start in the gold medal game against Sweden, stopping 57 of 58 shots in the 1-0 overtime loss ... **2010-11:** Spent his first season in North America with the QMJHL's Lewiston MAINEiacs, going 11-12-2 with a 3.37 goals-against average and a .890 save percentage in 27 games • Compiled a four-game winning streak from 1/16-2/5 • Earned his first-career win and shutout with a 22-save win at Rimouski (10/1) • Made 30 saves in his QMJHL debut vs. Rimouski (9/11) • Went 0-1 with 51 saves and a 3.40 goals-against average and a .895 save percentage in two postseason appearances with Lewiston • Made his QMJHL playoff debut in Game 1 of Lewiston's first-round series against Saint John (4/23).

**CAREER STATS**

Season	Team	League	Regular Season										Playoffs						
			GP	W	L	OT	GA	SO	GAA	SV%	MIN	GP	W	L	GA	SO	GAA	SV%	MIN
2010-11	Lewiston	QMJHL	27	11	12	2	78	2	3.37	.890	1390	3	0	1	6	0	3.40	.895	106
2011-12	Saskatoon	WHL	54	29	21	2	156	2	3.01	.913	1640	4	0	4	17	0	4.10	.872	249
	Russia	WJC	3	2	0	1	--	--	0.88	.979	--	--	--	--	--	--	--	--	--
2012-13	Saskatoon	WHL	61	37	17	5	152	7	2.62	.919	1723	4	0	4	12	0	3.66	.897	196
	Russia	WJC	3	2	1	0	9	0	2.99	.933	181	--	--	--	--	--	--	--	--
2013-14	Fort Wayne	ECHL	31	15	11	4	86	0	2.79	.906	1850	--	--	--	--	--	--	--	--
	Rochester	AHL	10	7	3	0	22	0	2.20	.927	601	5	2	3	15	0	3.01	.907	299





**JAKE McCABE** DEFENSE

Born **October 12, 1993** in Eau Claire, Wisconsin **6 ft 1 in 209 lbs**

**Shoots:** Right **Last Amateur Club:** Wisconsin (Big Ten)

**How Acquired:** Selected by Buffalo in the second round (44th overall) of the 2012 NHL Entry Draft.



**CAREER STATS**

**2013-14:** Tallied his first NHL point (assist) during a season-high 16:25 TOI in the season finale vs. NYI (4/13) • Logged 16:20 TOI in his NHL debut at STL (4/3) • Completed his junior season at the University of Wisconsin (Big Ten), earning All-Big Ten honors by registering a career-high 25 points (8+17) over 33 games and serving as the team's assistant captain • Helped the Badgers to a Big Ten conference tournament championship and was named a CCM American Hockey Coaches First-Team West All-American • Ranked fifth on the team in points and finished tied for third in scoring among Big Ten defensemen • Scored twice and added an assist for a career-high three-point game vs. Alaska-Anchorage (1/4) • Posted three-game point streaks 10/18-11/1 (1+4) and 11/16-11/30 (1+2) • Netted his first career shorthanded goal vs. Northern Michigan (10/11) • Represented the United States at the 2014 IIHF World Championships in Minsk, Belarus; averaged 10:26 TOI per game... **2012-13:** Led all Badgers defensemen in points and assists on his way to being named a Third-Team All-WCHA selection • Was a WCHA All-Academic pick and earned Academic All-Big Ten honors • Tied for 10th in scoring among WCHA blueliners with 15 points in conference play; his 21 points in all competitions placed tied for 12th among all NCAA defensemen • Posted two three-game assist streaks (2/15-2/24; 3/21- 3/23) • Captained Team USA to a gold medal at the 2013 IIHF World Junior Championship in

Ufa, Russia; named to the media All-Star Team and ranked third in scoring among the tournament's defensemen with three goals and six points... **2011-12:** Ranked second among team freshmen and seventh among all Wisconsin skaters in points • Scored two of his three goals on the power play • Named the WCHA Rookie of the Week on 1/10 • Had a three-game point streak (2+2) from 1/6-1/13 • Picked up his first career multi-point game with a pair of assists against Michigan State (1/13) • Scored his first and second career goals, both game-winners, in a back-to-back series against RIT (1/6-1/7) • Collected his career point an assist against Minnesota-Duluth (12/9)... **2010-11:** His second full season with USA Hockey's National Team Development Program • Recorded six points (2+4) in 19 USHL contests • Also notched 10 points (2+8) in 27 games with the U.S. National U-18 team • Won gold with Team USA at the 2011 IIHF U-18 World Championship in Dresden, Germany... **2009-10:** Tallied five assists in 35 games in his first season with USA Hockey's National Team Development Program • Added three assists in 16 games with the U.S. National U-17 team before appearing in one game for the U-18 squad • Won gold with Team USA at the 2010 U-17 World Hockey Challenge in Ontario, Canada • Played for Team USA in the 2009 U-17 Five Nations Tournament in Fussen, Germany.

CAREER STATS			Regular Season											Playoffs				
Season	Team	League	GP	G	A	P	+/-	PIM	PP	SH	GW	S	S%	GP	G	A	P	PIM
2008-09	Eau Claire	Wisc. HS	23	2	20	22	--	16	--	--	--	--	--	--	--	--	--	--
	Wisconsin	UMHSEL	22	3	7	10	--	--	--	--	--	--	--	--	--	--	--	--
2009-10	USNDTP	USHL	35	0	5	5	-10	34	0	0	0	24	0.0	--	--	--	--	--
	USNDTP	U-17	16	0	3	3	--	16	0	0	0	--	--	--	--	--	--	--
	USNDTP	U-18	1	0	0	0	--	2	0	0	0	--	--	--	--	--	--	--
2010-11	USNDTP	USHL	19	2	4	6	6	4	0	0	0	9	22.2	--	--	--	--	--
	USNDTP	U-18	27	2	8	10	--	10	--	--	--	--	--	--	--	--	--	--
2011-12	Wisconsin	WCHA	26	3	9	12	--	12	2	0	2	--	--	--	--	--	--	--
2012-13	Wisconsin	WCHA	38	3	18	21	--	50	2	0	0	--	--	--	--	--	--	--
	United States	WJC	7	3	3	6	9	16	0	0	1	--	--	--	--	--	--	--
2013-14	Wisconsin	Big Ten	36	8	17	25	--	53	3	1	2	--	--	--	--	--	--	--
	Buffalo	NHL	7	0	1	1	-3	15	0	0	0	1	0.0	--	--	--	--	--
	United States	WC	7	0	0	0	-2	2	0	0	0	7	--	--	--	--	--	--
<b>NHL Totals</b>			<b>7</b>	<b>0</b>	<b>1</b>	<b>1</b>	<b>-3</b>	<b>15</b>	<b>0</b>	<b>0</b>	<b>0</b>	<b>1</b>	<b>0.0</b>	--	--	--	--	--
<b>Buffalo Totals</b>			<b>7</b>	<b>0</b>	<b>1</b>	<b>1</b>	<b>-3</b>	<b>15</b>	<b>0</b>	<b>0</b>	<b>0</b>	<b>1</b>	<b>0.0</b>	--	--	--	--	--





**RASMUS RISTOLAINEN** DEFENSE

Born **October 27, 1994** in Turku, Finland 6 ft 4 in 203 lbs

**Shoots:** Right **Last Amateur Club:** TPS Turku (Finland-Jr.)

**How Acquired:** Selected by Buffalo in the first round (8th overall) of the 2013 NHL Entry Draft.




**CAREER STATS**

**2013-14:** Made his NHL debut vs. DET (10/2) • Scored his first NHL goal in the second period at FLA (10/25) • Played 34 games for the Sabres and registered four points (2+2) • Scored the gold medal-clinching goal for Finland at the 2014 World Junior Championship • Scored three goals and was a plus-1 for Finland at World Juniors • Played in 34 regular-season games for Rochester and recorded 20 points (6+14) • His 20 points ranked third among Amerks defensemen • Scored his first two AHL goals at Hamilton (11/27) • Recorded back-to-back two-point games (2+2) on 11/27 and 11/29 • Had a goal in two straight games (2/8-2/14) • Had two assists in five Amerks playoff games... **2012-13:** Appeared in 52 games for his hometown TPS Turku (SM-liiga), recording a career-high 15 points (3+12) • Led all TPS defensemen in scoring and finished seventh on the team in points • Earned 21:40 TOI per game, the most of any TPS blueliner • Joined the TPS U-20 team for the playoffs and had three points (2+1) and a plus-5 rating in five games • Had six points

(4+2) in six games for Finland at the World Junior Championship... **2011-12:** Enjoyed a productive rookie campaign with TPS Turku; immediately earned a full-time roster spot out of camp and appeared in 40 professional games, notching eight points (3+5) • Averaged 16:33 TOI per game, including over 20 minutes in the first eight games of the season • Was held pointless in two post-season contests for Turku • Skated in eight games with TPS' U-20 team, finishing with four assists and a plus-4 rating • Played in seven games for Finland at the World Junior Championship and assisted on three goals while earning a plus-1 rating... **2010-11:** Played in one game with TPS Turku, making his SM-liiga debut as a 16-year-old and seeing 6:41 TOI • Spent much of the season with the TPS U-20 team, where he collected 12 assists and 30 penalty minutes in 27 games • Took the TPS U-18 squad to the SM-liiga Finals, tallying eight points (5+3) in 13 playoff appearances.

CAREER STATS			Regular Season											Playoffs				
Season	Team	League	GP	G	A	P	+/-	PIM	PP	SH	GW	S	S%	GP	G	A	P	PIM
2009-10	TPS U18	FIN-U18	32	3	7	10	--	28	--	--	--	--	--	3	1	0	1	4
	TPS Jr.	FIN-Jr.	5	1	1	2	--	0	--	--	--	--	--	--	--	--	--	--
2010-11	TPS Jr.	FIN-Jr.	27	0	12	12	--	30	--	--	--	--	--	--	--	--	--	--
	TPS U18	FIN-U18	2	1	2	3	--	0	--	--	--	--	--	13	5	3	8	8
	TPS	SM-liiga	1	0	0	0	--	0	--	--	--	--	--	--	--	--	--	--
2011-12	TPS	SM-liiga	40	3	5	8	--	78	--	--	--	--	--	2	0	0	0	0
	TPS Jr.	FIN-Jr.	8	0	4	4	--	6	--	--	--	--	--	--	--	--	--	--
2012-13	TPS	SM-liiga	52	3	12	15	--	32	--	--	--	--	--	5	2	1	3	2
2013-14	Rochester	AHL	34	6	14	20	-2	22	4	1	0	66	9.1	5	0	2	2	2
	Buffalo	NHL	34	2	2	4	-15	6	0	0	0	52	3.8	--	--	--	--	--
	Finland	WJC	5	3	0	3	1	8	0	0	1	15	--	--	--	--	--	--
<b>NHL Totals</b>			<b>34</b>	<b>2</b>	<b>2</b>	<b>4</b>	<b>-15</b>	<b>6</b>	<b>0</b>	<b>0</b>	<b>0</b>	<b>52</b>	<b>3.8</b>	--	--	--	--	--
<b>Buffalo Totals</b>			<b>34</b>	<b>2</b>	<b>2</b>	<b>4</b>	<b>-15</b>	<b>6</b>	<b>0</b>	<b>0</b>	<b>0</b>	<b>52</b>	<b>3.8</b>	--	--	--	--	--





**CHAD RUHWEDEL DEFENSE**

Born **May 7, 1990** in San Diego, California **5 ft 11 in 182 lbs**

**Shoots:** Right **Last Amateur Club:** University of Massachusetts-Lowell (NCAA-Hockey East)

**How Acquired:** Signed by Buffalo as a free agent, April 13, 2013.



**CAREER STATS**

**2013-14:** Split his rookie season between the Buffalo Sabres (NHL) and Rochester Americans (AHL) • Missed the season's final four games due to a concussion suffered at PHI (4/6) • Tallied his first NHL point (assist) at DET (4/4) • Logged a career-high 20:12 TOI at PIT (1/27) • Led all Amerks defensemen with 24 assists and led team rookies in overall scoring • Scored three of his four goals on the power play • Tallied eight shots in three games for the Amerks during the 2013 Spengler Cup in Davos, Switzerland • Had a four-game point streak (1+4) from 12/4-12/11 • Logged an AHL-season-high 32:41 TOI vs. Lake Erie (11/11) • Scored his first two AHL goals on his first two shots vs. Hamilton (11/6) • Registered his first AHL point (assist) vs. Utica (10/11) • Skated 23:32 in his AHL debut vs. Grand Rapids (10/4) • Added five points (2+3) in five postseason contests, ranking second on the team and tied for 16th among AHL defensemen during the playoffs • Recorded two points (1+1) in his professional postseason debut in Game 1 vs. Chicago (4/25)... **2012-13:** Logged a career-high 16:59 TOI vs. NYR (4/19) • Made his professional debut vs. PHI (4/13), logging 13:00 TOI and contributing one shot on goal • Recorded 23 points (7+16) and 20 penalty minutes in 41 games for University of Massachusetts-Lowell • Received First-team All-America honors, was named the 2013 Bob Monahan Defenseman of the Year by the New England Hockey Writers Association and earned 2013 Hockey East All-Conference First Team honors • NEHWA Division I All-Star •

Named to the NCAA Northeast Regional All-Tournament Team and the 2013 College Hockey News All-Star Team • Earned Hockey East All-Tournament Team honors and was named Hockey East Defensive Player of the Week for period ending Mar. 26 • Named alternate captain prior to the season... **2011-12:** Scored a career-high 25 points on six goals and 19 assists, also a career-high... Led all UML defensemen in points, goals and assists • Tallied three points (1+2) at Boston University (2/18) • Posted three points (1+2) against Massachusetts (11/19) • Tallied five multi-point games • Named a Hockey East Honorable Mention All-Star... **2010-11:** Enjoyed a breakout rookie campaign with the River Hawks • Appeared in 32 games, recording 15 points (2+13) • Led all UML freshmen and defensemen in scoring and placed fifth overall on the team in points • Named Hockey East's Rookie of the Week for period ending 10/25 • Named to the HE All-Academic Team • Also placed on the HE Academic All-Star Team for possessing one of the two highest GPAs among conference defensemen... Collected four multi-point games • Recorded three points (1+2) against Providence (10/22) • Tallied three assists, his first career points, at RIT (10/16)... **2009-10:** Led all defensemen in scoring, earning USHL All-Star honors • Served as team captain for the second straight season... **2008-09:** Recorded 11 assists in 55 games during his rookie campaign with the Stampede • Named team captain prior to the start of the season.

**CAREER STATS**

*Regular Season*

*Playoffs*

Season	Team	League	GP	G	A	P	+/-	PIM	PP	SH	GW	S	S%	GP	G	A	P	PIM	
2008-09	Sioux Falls	USHL	55	0	11	11	13	30	--	--	--	--	--		4	0	1	1	4
2009-10	Sioux Falls	USHL	58	5	17	22	20	55	--	--	--	--	--		3	0	1	1	2
2010-11	UMass-Lowell	H-East	32	2	13	15	--	10	--	--	--	--	--		--	--	--	--	--
2011-12	UMass-Lowell	H-East	37	6	19	25	--	26	--	--	--	--	--		--	--	--	--	--
2012-13	UMass-Lowell	H-East	41	7	16	23	--	20	--	--	--	--	--		--	--	--	--	--
	<b>Buffalo</b>	<b>NHL</b>	<b>7</b>	<b>0</b>	<b>0</b>	<b>0</b>	<b>0</b>	<b>0</b>	<b>0</b>	<b>0</b>	<b>0</b>	<b>8</b>	<b>0.0</b>		--	--	--	--	--
2013-14	Rochester	AHL	47	4	24	28	-1	22	3	0	1	77	5.2		5	2	3	5	4
	<b>Buffalo</b>	<b>NHL</b>	<b>21</b>	<b>0</b>	<b>1</b>	<b>1</b>	<b>-3</b>	<b>2</b>	<b>0</b>	<b>0</b>	<b>0</b>	<b>35</b>	<b>0.0</b>		--	--	--	--	--
	<b>NHL Totals</b>		<b>28</b>	<b>0</b>	<b>1</b>	<b>1</b>	<b>-3</b>	<b>2</b>	<b>0</b>	<b>0</b>	<b>0</b>	<b>43</b>	<b>0.0</b>		--	--	--	--	--
	<b>Buffalo Totals</b>		<b>28</b>	<b>0</b>	<b>1</b>	<b>1</b>	<b>-3</b>	<b>2</b>	<b>0</b>	<b>0</b>	<b>0</b>	<b>43</b>	<b>0.0</b>		--	--	--	--	--





**JORDAN SAMUELS-THOMAS** LEFT WING

Born **November 1, 1989** in Paris, Ontario 6 ft 3 in 209 lbs

**Shoots:** Left **Last Amateur Club:** Quinnipiac (ECAC)

**How Acquired:** Acquired by Buffalo from the Winnipeg Jets in exchange for a conditional seventh-round pick in the 2015 NHL Entry Draft, July 9, 2014.



**CAREER STATS**

**2013-14:** Completed his collegiate career with his second straight 29-point season, including a career-high 16 assists, in 34 games at Quinnipiac University (ECAC) • Named to the ECAC Hockey All-Academic Team for the second year in a row • Netted three game-winning goals, second-most among all Bobcats, and helped set up six others • Scored his 100th collegiate point at Dartmouth (1/31) • Posted a seven-game point streak from 11/1-11/22 (5+3)... **2012-13:** Scored a team-best 17 goals and ranked third on the Bobcats with a career-high 29 points in 43 games during his first season at Quinnipiac • Selected to the ECAC Hockey All-Academic Team • Led the Bobcats with seven power-play goals and tied for the team lead with five game-winning goals • Led the 2013 NCAA Tournament with three power-play goals... Had a goal and an assist in the Quinnipiac's NCAA Frozen Four victory against St. Cloud State (4/11) • Scored in the NCAA Tournament East Regional Finals against Union (3/31) • Scored against Canisius in Quinnipiac's first NCAA Tournament win in program history... **2011-12:** Missed the entire campaign due to NCAA ineligibility rules after transferring to Quinnipiac University from Bowling Green State University during the offseason... **2010-11:** Registered a team-high 21 points (9+12) in 36 games as a sophomore at Bowling Green State University (CCHA) • Led the Falcons in all offensive categories and penalty minutes • Ranked second on the team with six power-play points (2+4) • Scored the game-winning goal against Northern Michigan in Game 2 of the CCHA Tournament opening round (3/5); record-

ed one point in each of the three games in that series (1+2) • Was named to the All-Tournament Team after the Falcons' second place finish at the RPI Holiday Tournament • Logged a team-best four-game point streak from 10/30-11/12 (1+4)... **2009-10:** Led Bowling Green in all offensive categories with 25 points (11+14) in 35 games as a freshman • Tied for the team lead in power-play goals and converted on three of four shootout attempts... Awarded the 2009-10 Sam Cooper Trophy as the team's leading scorer at the end of the season • Scored his first career goal against Nebraska-Omaha (10/30) • Posted his first multi-point game in his collegiate debut with a pair of assists against Minnesota State (10/9)... **2008-09:** Appeared in 59 games for the Waterloo Black Hawks (USHL), where he led the team with 32 goals and finished second in scoring with 54 points • Tied for third in the USHL in goals and ranked 19th in points • Compiled a team-high 11 multi-point outings • Scored his first career hat trick against Tri-City (1/2) • Posted two seven-game point streaks, from 11/12-11/28 (5+6) and 3/21/4/4 (7+2) • Added three points (2+1) in three playoff appearances for the Black Hawks • Recorded his first career playoff goal in Game 1 of Waterloo's first-round series vs. Green Bay (4/9)... **2007-08:** Totaled 11 points (8+3) in 56 games during his rookie campaign in Waterloo • Recorded two assists in 11 postseason contests with the Black Hawks • Registered an assist in his playoff debut in Game 1 of Waterloo's first-round series against Cedar Rapids (4/11) • Scored his first career goal in his USHL debut at Tri-City (10/12).

CAREER STATS			Regular Season											Playoffs				
Season	Team	League	GP	G	A	P	+/-	PIM	PP	SH	GW	S	S%	GP	G	A	P	PIM
2006-07	Hartford	AtJHL	43	21	37	58	--	44	--	--	--	--	--	--	--	--	--	--
2007-08	Waterloo	USHL	56	8	3	11	-3	65	1	0	0	--	--	11	0	2	2	10
2008-09	Waterloo	USHL	59	32	22	54	17	59	7	0	4	--	--	3	2	1	3	2
2009-10	Bowling Green	CCHA	35	11	14	25	--	30	--	--	--	--	--	--	--	--	--	--
2010-11	Bowling Green	CCHA	36	9	12	21	--	46	2	0	1	--	--	--	--	--	--	--
2012-13	Quinnipiac	ECAC	43	17	12	29	--	40	7	0	5	--	--	--	--	--	--	--
2013-14	Quinnipiac	ECAC	34	13	16	29	--	46	4	0	3	--	--	--	--	--	--	--





**TIM SCHALLER** LEFT WING

Born **November 16, 1990** in Merrimack, New Hampshire 6 ft 1 in 211 lbs

Shoots: Left Last Amateur Club: Providence College (NCAA-Hockey East)

How Acquired: Signed by Buffalo as a free agent, April 2, 2013.



**CAREER STATS**


**2013-14:** Named the Amerks' Most Improved Player as voted by his teammates • Finished the regular season on a three-game goal streak and registered nine points (7+2) in the final seven games • Recorded a natural hat trick during a span of 14:59 in the third period at Toronto (4/5) • Appeared in three games for the Amerks during the 2013 Spengler Cup in Davos, Switzerland • Scored his first AHL goal at Binghamton (11/9) • Recorded an assist in his AHL debut vs. Utica (10/11) • (assist) in Game 2 vs. Chicago (4/26)... **2012-13:** Completed his senior year at Providence College (H-East) and served as an assistant captain with the Friars • Scored eight goals and added 15 assists for a career-high 23 points while appearing in all 38 games • His 15 assists led the team, while his 23 points tied for the second most ... Recorded a career-best five-point game (1+4) against Northeastern (2/22) • Scored two power-play goals and added an overtime game-winning tally at Merrimack (11/30) • Had five multi-point games on the season • Named Hockey East Defensive Forward of the Year and was the recipient of the New England Writers Association Frank Jones Award as the best Defensive Forward of the Year • Tabbed the HE Player of the Week for period ending 12/24 and was a four-time winner of the HE Weekly Top Performer (10/29, 11/19, 12/3, 2/25, 3/18) • Totaled 68 points (29+39) and 161 PIM in 131 career games at Providence... **2011-12:** Took part in the 2012 Calgary Flames Development Camp • Played in 26 games as an assistant captain and battled through

a series of injuries • Was one of 21 finalists for the Walter Brown Award, presented annually to the best American-born college hockey player in New England • Named Hockey East Player of the Week twice (11/7, 2/13) • Earned INCH National Player of the Week honors (11/8) • Named Hockey East Player of the Month for November • Led the team with a career-high 14 goals and finished fourth with 21 points, helping the Friars advance to the Hockey East semifinals • Also led the team with six power-play goals • Notched his first career hat trick with two power play goals and a shorthanded tally in a win over Vermont (11/4)... **2010-11:** Ranked second on the team in assists and fourth in points • Scored his first career shorthanded goal at Alabama-Huntsville (11/13) • Participated in the NHL prospect camp for the Chicago Blackhawks in the summer of 2011... **2009-10:** Played in 33 of 34 games as a freshman • Recorded points in back-to-back games vs. Northeastern (11/20-11/21) • Scored first-career goal at Northeastern (11/20) • Shared the Rev. Herman Schneider Most Valuable Freshman Award... **2008-09:** Tallied 16 goals and 24 assists for 40 points in 47 appearances with the New England Jr. Huskies (EJHL) • Finished second on the team in assists and ranked third in scoring while serving as team captain... **2007-08:** Led all New England rookies in scoring and placed fourth overall with 33 points (8+25) in 44 outings for the Huskies... **2006-07:** Appeared in one game with the EJHL's New England Jr. Huskies.

**CAREER STATS**

Season	Team	League	Regular Season											Playoffs				
			GP	G	A	P	+/-	PIM	PP	SH	GW	S	S%	GP	G	A	P	PIM
2006-07	New England	EJHL	1	0	0	0	--	0	--	--	--	--	--	--	--	--	--	--
2007-08	New England	EJHL	44	8	25	33	--	29	--	--	--	--	--	--	--	--	--	--
2008-09	New England	EJHL	46	16	23	39	--	54	--	--	--	--	--	--	--	--	--	--
2009-10	Providence	H-East	33	2	3	5	--	40	--	--	--	--	--	--	--	--	--	--
2010-11	Providence	H-East	34	5	14	19	--	36	--	--	--	--	--	--	--	--	--	--
2011-12	Providence	H-East	26	14	7	21	--	24	--	--	--	--	--	--	--	--	--	--
2012-13	Providence	H-East	38	8	15	23	--	61	--	--	--	--	--	--	--	--	--	--
2013-14	Rochester	AHL	72	11	7	18	-7	36	2	0	1	93	11.8	5	0	1	1	2





**TYSON STRACHAN** DEFENSE

Born **October 30, 1984** in Melfort, Saskatchewan **6 ft 3 in 207 lbs**  
**Shoots:** Left **Last Amateur Club:** Ohio State University (NCAA-CCHA)  
**How Acquired:** Signed by Buffalo as a free agent, July 3, 2014.



**CAREER STATS**

**2013-14:** Played 18 games for Washington and recorded two assists • Skated a season-high 24:15 at NYI (4/5) • Registered his first assist of the season at DET (1/31) • Registered 19 points (4+15) and was a plus-13 in 60 games for Hershey (AHL) • Had a season-high three points (1+2) at Binghamton (12/6)... **2012-13:** Played a career-high 38 games for Florida and had four assists • Averaged 21:39 TOI and was a combined plus-6 in a seven-game span (3/10-3/23) • Had nine points (1+8) and a plus-3 rating in 24 games for the AHL's San Antonio Rampage • Had an assist in four-straight games (11/25-12/1)... **2011-12:** Scored his first NHL goal at NYI (2/12) • Recorded three points (1+2) in 15 games for Florida • Recorded first NHL playoff point with an assist (4/24) • Started the season with the San Antonio Rampage and played 50 games • Finished second among San Antonio defensemen with 17 points (3+14) • Played in seven playoff games for San Antonio and registered four points (1+3) • Scored his first professional playoff goal at Oklahoma City (5/3) • Had three assists at Oklahoma City (5/5)... **2010-11:** Played 30 games for St. Louis and notched one assist • Played in 13 games and had eight assists for Peoria • Registered an assist in three-straight games (3/25-3/27) • Had a season-high two assists vs. San Antonio (3/25) • Was a plus-1 at Houston in his only playoff game... **2009-10:** Set career highs in games (65), goals (5), assists (21), points (26), and penalty minutes (75) for Peoria • Recorded a point (1+7) in seven of nine games (12/9-12/30) • Had four multi-point games, including two in the month of March • Had

two assists and was a plus-3 in eight games for St. Louis • Didn't have a minus rating in any of the eight NHL games he played... **2008-09:** Made his NHL debut for St. Louis at WSH (12/18) • Recorded his first NHL point (assist) vs. BOS (12/21) • Had three assists and was a career-best plus-8 in 30 games for the Blues • Played 29 games for Peoria and had five points (2+3) • Played three playoff games for Peoria and was a plus-1... **2007-08:** Played in 34 games for Peoria and registered three points (1+2) • Scored his first AHL goal in the second period vs. San Antonio (4/11) • Notched his first AHL point (assist) vs. Lake Erie (3/1) • Played 25 games for Las Vegas (ECHL) and ranked fourth among defensemen with nine points (2+7) and second among defensemen with a plus-17 rating... **2006-07:** Made his AHL debut vs. Wilkes Barre/Scranton (3/18) • Played 35 games for Ohio State and set career-highs in games, goals (7), assists (11), points (18) and penalty minutes (55) • Received OSU's Most Improved Player award... **2005-06:** Played 23 games and had five points (2+3) for Ohio State before missing the rest of the season due to an injured wrist • Scored OSU's first goal of the season at Colorado College (10/14)... **2004-05:** Recorded five points (1+4) in 31 games for Ohio State • Had an assist in the CCHA Tournament against Ferris State (3/13)... **2003-04:** Member of the CCHA-champion Ohio State Buckeyes • Had seven points (2+5) in 30 games • Scored the overtime winner against Notre Dame in the CCHA quarterfinals • Named a 2004 Ohio State Scholar-Athlete.

**CAREER STATS**

*Regular Season*

*Playoffs*

Season	Team	League	GP	G	A	P	+/-	PIM	PP	SH	GW	S	S%	GP	G	A	P	PIM
2001-02	Tisdale	SMHL	42	5	18	23	--	70	--	--	--	--	--	--	--	--	--	--
	Melville	SJHL	2	0	0	0	--	0	--	--	--	--	--	--	--	--	--	--
2002-03	Vernon	BCHL	56	6	22	28	--	99	--	--	--	--	--	--	--	--	--	--
2003-04	Ohio State	CCHA	30	2	5	7	--	8	--	--	--	--	--	--	--	--	--	--
2004-05	Ohio State	CCHA	31	1	4	5	--	32	--	--	--	--	--	--	--	--	--	--
2005-06	Ohio State	CCHA	23	3	2	5	--	37	--	--	--	--	--	--	--	--	--	--
2006-07	Ohio State	CCHA	35	7	11	18	--	55	--	--	--	--	--	--	--	--	--	--
	Albany	AHL	1	0	0	0	0	0	0	0	0	--	--	--	--	--	--	--
2007-08	Peoria	AHL	34	1	2	3	5	61	0	0	--	--	--	--	--	--	--	--
	Las Vegas	ECHL	25	2	7	9	17	68	0	0	0	--	--	16	0	4	4	12
2008-09	St. Louis	NHL	30	0	3	3	8	39	0	0	0	21	0.0	--	--	--	--	--
	Peoria	AHL	29	2	3	5	-5	67	0	0	2	--	--	3	0	0	0	11
2009-10	Peoria	AHL	65	5	21	26	-7	75	2	0	1	--	--	--	--	--	--	--
	St. Louis	NHL	8	0	2	2	3	4	0	0	0	7	0.0	--	--	--	--	--
2010-11	St. Louis	NHL	29	0	1	1	-10	39	0	0	0	28	0.0	--	--	--	--	--
	Peoria	AHL	13	0	8	8	-5	4	0	0	0	30	0.0	1	0	0	0	2
2011-12	San Antonio	AHL	50	3	14	17	-4	41	1	0	1	81	3.7	7	1	3	4	0
	Florida	NHL	15	1	2	3	1	5	0	0	0	14	7.1	2	0	1	1	0
2012-13	Florida	NHL	38	0	4	4	-13	40	0	0	0	42	0.0	--	--	--	--	--
	San Antonio	AHL	24	1	8	9	3	22	1	0	0	33	3.0	--	--	--	--	--
2013-14	Hershey	AHL	60	4	15	19	13	56	0	1	0	64	6.3	--	--	--	--	--
	Washington	NHL	18	0	2	2	-2	28	0	0	0	7	0.0	--	--	--	--	--
<b>NHL Totals</b>			<b>138</b>	<b>1</b>	<b>14</b>	<b>15</b>	<b>-13</b>	<b>155</b>	<b>0</b>	<b>0</b>	<b>0</b>	<b>119</b>	<b>0.8</b>	<b>2</b>	<b>0</b>	<b>1</b>	<b>1</b>	<b>0</b>





**KEVIN SUNDHER** Center

Born **January 18, 1992** in Surrey, British Columbia **5 ft 11 in** **183 lbs**

**Shoots:** Left **Last Amateur Club:** Brandon (WHL)

**How Acquired:** Selected by Buffalo in the third round (75th overall) of the 2010 NHL Entry Draft.




**CAREER STATS**

**2013-14:** Missed 11 games (2/16-3/9) due to injury • Had three-game point streaks from 11/13-11/16 (0+4) and 3/26-4/2 (1+2) • Appeared in three games for the Amerks during the 2013 Spengler Cup in Davos, Switzerland... **2012-13:** Completed an injury-riddled rookie campaign by scoring 13 points (4+9) in 38 games with the Amerks • Missed the last 25 games (2/27-4/21) of the season with an injury • Had a five-game point streak (3+2) from 1/18-2/2 • Netted the game-winner in a 5-3 win at Syracuse (2/2) • Scored his first professional goal against Binghamton (12/21) • Recorded his first professional multi-point game with a pair of assists at Lake Erie (12/13) • Missed four games (11/23-12/1) with an injury; returned to the lineup against Adirondack (12/7) • Registered his first professional point with an assist at Syracuse (11/10) • Skated 7:23 in his professional debut against Binghamton (10/16)... **2011-12:** Totaled 75 points (26+49), including a career-best 26 goals, in 58 combined WHL appearances with the Victoria Royals and Brandon Wheat Kings • Finished the campaign ranked third in assists, tied for fourth in goals and ranked fourth in overall scoring among Brandon skaters • Collected 26 of his 49 assists on the power play, rank-

ing him 12th among WHL skaters... **2010-11:** Completed fourth season with the Chilliwack Bruins (WHL) with career-highs in assists (52) and points (76) • Finished tied for the team lead in assists and third in points • Scored a team-best two shorthanded goals and five on the power play • Registered an 11-game point-scoring streak (3+16) from 2/5-3/2 • Tallied a career-high four points (2+2) on 11/26 • Recorded a career-high 22 multi-point contests over the course of the season, including five straight from 10/29-11/5 • Collected a team-high seven points (3+4) in five playoff contests... **2009-10:** Finished second on the team in goals (25), power play goals (9), assists (36) and points (61) in a career-high 72 games for Chilliwack • Tallied points in 10 straight games from 10/10-10/31 • Finished with a career-high 101 penalty minutes and plus-9 rating • Added five points (3+2) in six postseason games, tying for second-most on the club... **2008-09:** Led all Bruins rookies with 39 points (19+20) in 67 games and was the 12th-most productive rookie in the league • Finished second overall on the team in scoring, including seven power play goals... **2007-08:** Appeared in six games for Chilliwack, recording one assist.

CAREER STATS		Regular Season											Playoffs					
Season	Team	League	GP	G	A	P	+/-	PIM	PP	SH	GW	S	S%	GP	G	A	P	PIM
2007-08	Valley West	BCMML	40	20	34	54	--	86	--	--	--	--	--	--	--	--	--	--
	Chilliwack	WHL	6	0	1	1	2	2	0	0	--	--	--	--	--	--	--	--
2008-09	Chilliwack	WHL	67	19	20	39	-22	68	7	0	--	--	--	--	--	--	--	--
2009-10	Chilliwack	WHL	72	25	36	61	9	101	9	0	--	--	--	6	3	2	5	4
2010-11	Chilliwack	WHL	70	24	52	76	-11	93	5	2	--	--	--	5	3	4	7	6
2011-12	Victoria	WHL	40	22	42	64	-3	51	6	1	--	--	--	--	--	--	--	--
	Brandon	WHL	18	4	7	11	-12	12	0	0	--	--	--	9	1	2	3	9
2012-13	Rochester	AHL	38	4	9	13	-4	26	0	0	1	26	15.4	--	--	--	--	--
2013-14	Rochester	AHL	60	6	14	20	-1	25	0	0	0	56	10.7	--	--	--	--	--





**LINUS ULLMARK** GOALTENDER

Born **July 31, 1993** in Lugnvik, Sweden **6 ft 4 in** **201 lbs**

**Catches:** Left **Last Amateur Club:** Modo (Sweden-Jr.)

**How Acquired:** Signed by Buffalo as a free agent, September 14, 2012.



**CAREER STATS**

**2013-14:** Won the Swedish Hockey League's Honken Trophy for Goalie of the Year • Posted a league-best .931 save percentage • Played in 35 games for Modo and went 14-15-4 with a 2.08 goals-against average and three shutouts • Part of the bronze-medal winning Swedish team at the 2014 World Championship... **2012-13:** Went 3-1-0 in six games for Modo and posted a 2.07 goals-against average and a .934 save percentage • Went 1-1-0 with a 1.47 goals-against average and a .955 save percentage in two playoff games for Modo • Played the majority of the season with Modo's U-20 team and won the league's Best Goaltender award • Went 18-5-0 with a 2.04 goals-against average and a .924 save percentage • Guided Modo's U-20 team to the SuperElit silver medal thanks to a

4-1-0 record • Posted a 1.39 goals-against average and a .947 save percentage in five playoff games • Played six games with Mora of the Swedish second league and posted a 4-2-0 record with a 2.10 goals-against average and a .904 save percentage... **2011-12:** Made his debut for Modo, allowing eight goals in three games • Posted a 2.76 goals-against average and a .918 save percentage for Modo's U-20 team in 25 games • Played five playoff games and had a 2.24 goals-against average and a .927 save percentage... **2010-11:** Posted the best goals-against average (2.35) in the Swedish U-18 Allsvenskan league • Played 24 games for Modo's U-18 team and posted a career-high five shutouts.

**CAREER STATS**

*Regular Season*

*Playoffs*

Season	Team	League	GP	W	L	OT	GA	SO	GAA	SV%	MIN	GP	W	L	GA	SO	GAA	SV%	MIN
2008-09	Kramfors U18	SWE-U18	14	--	--	--	54	0	3.93	--	894	--	--	--	--	--	--	--	--
2009-10	Modo U18	SWE-U18	8	--	--	--	26	1	3.22	--	484	2	--	--	7	0	3.50	--	120
	Kramfors U18	SWE-U18	2	--	--	--	11	0	5.50	--	120	--	--	--	--	--	--	--	--
2010-11	Modo U18	SWE-U18	24	--	--	--	51	5	2.20	--	1387	2	--	--	6	0	3.49	--	103
	Modo Jr.	SWE-Jr.	1	--	--	--	2	0	2.00	--	60	--	--	--	--	--	--	--	--
2011-12	Modo Jr.	SWE-Jr.	25	--	--	--	70	1	2.76	--	1521	5	--	--	9	1	2.24	--	242
	Modo	SHL	3	--	--	--	8	0	3.24	--	148	--	--	--	--	--	--	--	--
2012-13	Modo Jr.	SWE-Jr.	23	18	5	0	46	2	2.04	--	1352	5	4	1	1	--	1.39	--	--
	Modo	SHL	6	3	1	0	11	0	2.07	--	320	2	1	1	3	0	1.47	--	123
	Mora	SWE-2	6	4	2	0	12	0	2.10	--	343	--	--	--	--	--	--	--	--
2013-14	Modo	SHL	35	17	16	0	71	3	2.08	--	2043	2	0	2	9	0	4.24	--	127





**PHIL VARONE** Center

Born **December 4, 1990** in Vaughan, Ontario **5 ft 9 in 188 lbs**

**Shoots:** Left **Last Amateur Club:** Erie (OHL)

**How Acquired:** Signed by Buffalo as a free agent, March 19, 2012.



**CAREER STATS**

**2013-14:** Scored his first NHL goal vs. WSH (1/28) • Recorded an assist in his NHL debut vs. CAR (1/23) • Named the Amerks' Most Valuable Player as voted on by his teammates • Led the Amerks in points (61) and assists (43) for the second time in three years and tied for third on the team in goals (18); set career highs in all three categories • Ranked eighth in the AHL in assists and finished 14th in points • Led the Amerks with four points (1+3) in three games during the 2013 Spengler Cup in Davos, Switzerland • Had an eight-game point streak (2+10) from 10/4-11/1 • Notched his fourth multi-point outing in five games (0+2) at Syracuse (11/1)...

**2012-13:** Finished tied for sixth on the team in scoring with 35 points (11+24) in 62 games with the Amerks • Named the winner of the Fairand/O'Neill Sportsmanship Award as voted by the team's Off-Ice Officials • Scored four power-play goals and led the AHL with four shorthanded assists • Closed out the regular season with four points (2+2) in a two-game sweep of Hamilton (4/20-4/21) • Missed 11 games (3/23-4/14) with an injury; returned to the lineup against Toronto (4/19) • Had a three-game point streak (1+2) from 3/2-3/8 • Scored the game-winning goal with 10 seconds left in overtime at Syracuse (3/2) • Collected a single-game career-best four points (2+2), including the game-winner, at Lake Erie (2/12) • Had a three-game point streak (1+3) from 1/18-1/25 • Registered two points (1+1) and finished plus-2 against Syracuse (1/18) • Skated in his 100th professional game against Binghamton (12/21) • Had a four-game point streak (1+3) from 12/11-12/19 • Missed two games (11/9-11/10) with an injury; returned to the lineup at Hamilton (11/14)... **2011-12:** Had a breakout rookie season with Rochester, leading the Amerks with 41 assists and 52 points while appearing in all 76 games • Was one of four AHL rookies to lead his team in scoring and ranked 10th overall among all first-year skaters • Fin-

ished the season tied for 12th in the league in assists (41), leading all AHL rookies • Was second among all Rochester skaters with a plus-17 rating • Led the Amerks with four shorthanded points (2+2) and finished second among AHL rookies in that category • Ranked second among league rookies with a .750 shootout percentage (3-for-4) • Tied for the team lead in postseason scoring with three points (2+1) • Recorded two points (1+1) in his pro playoff debut in Game 1 of the Western Conference Quarterfinals at Toronto (4/19) • Named the Amerks' Most Improved Player as voted by his teammates and was the recipient of the Scoring Champion Award • Scored his first pro goal at San Antonio (12/16) • Registered his first pro multi-point game (0+2) at Adirondack (12/10) • Recorded his first professional point (assist) against Grand Rapids (10/16) • Made his professional debut at Hamilton (10/8)... **2010-11:** Led the Erie Otters (OHL) in postseason scoring with a team-high 10 assists and 13 points • Recorded career-highs in goals (34), assists (48) and points (82) in 59 combined OHL games with London and Erie • Finished the regular season third on the team in scoring while averaging 1.39 points per game and earning a career-best plus-21 rating • Scored six of his 34 goals on the power play, also leading Erie with three shorthanded tallies • Named the Otters' Most Valuable Player at the Otters Summer Awards Banquet... **2009-10:** Was a point-per-game player for the London Knights (OHL), scoring 31 points in 31 games (9+22)... **2008-09:** Scored a team-high 10 goals and finished third among Knights skaters in postseason scoring with 19 points in 14 playoff appearances... **2007-08:** Finished fourth among London skaters and fifth among league rookies in overall scoring... **2006-07:** Scored his first career OHL goal vs. Erie (12/8) • Recorded his first OHL point (assist) at Erie (11/25) • Made his OHL debut vs. Windsor (10/6).

**CAREER STATS**

Season	Team	League	Regular Season											Playoffs					
			GP	G	A	P	+/-	PIM	PP	SH	GW	S	S%	GP	G	A	P	PIM	
2005-06	Vaughan M.M.	GTHL	49	34	29	63	--	--	--	--	--	--	--	--	--	--	--	--	--
	Vaughan Midgets	GTHL	4	6	1	7	--	2	2	1	--	--	--	--	--	--	--	--	--
2006-07	Kitchener	OJHL-B	20	10	11	21	--	21	--	--	--	--	--	--	--	--	--	--	--
	Kitchener	OHL	13	1	3	4	-2	2	0	0	--	--	--	--	--	--	--	--	--
2007-08	Kitchener	OHL	35	5	20	25	--	12	--	--	--	--	--	--	--	--	--	--	--
	London	OHL	31	10	26	36	--	14	--	--	--	--	--	5	1	1	2	7	
2008-09	London	OHL	58	19	33	52	--	32	--	--	--	--	14	10	9	19	19		
2009-10	London	OHL	31	9	22	31	--	17	--	--	--	--	--	--	--	--	--	--	
2010-11	London	OHL	4	1	0	1	-1	2	0	0	--	--	--	--	--	--	--	--	
	Erie	OHL	55	33	48	81	22	30	6	3	--	--	7	3	10	13	4		
2011-12	Rochester	AHL	76	11	41	52	17	42	3	2	2	120	3	2	1	3	0		
2012-13	Rochester	AHL	62	11	24	35	-3	42	4	1	2	101	3	0	0	0	2		
2013-14	Rochester	AHL	69	18	43	61	-1	58	1	0	5	186	5	0	3	3	0		
	Buffalo	NHL	9	1	1	2	-3	4	0	0	0	15	--	--	--	--	--		



**MARK ADAMS** **DEFENSE** Born **May 23, 1991** in Boston, Massachusetts **6 ft 3 in 210 lbs**

*Selected in the fifth round (134th overall) in 2009*

CAREER STATS			Regular Season					Playoffs				
Season	Team	League	GP	G	A	P	PIM	GP	G	A	P	PIM
2007-08	Malden Cath.	Mass. HS	23	4	13	17	--	--	--	--	--	--
2008-09	Malden Cath.	Mass. HS	23	6	23	29	--	--	--	--	--	--
	Bos. Jr. Bruins	EJHL	32	5	10	15	18	--	--	--	--	--
2009-10	Chicago	USHL	53	4	10	14	85	--	--	--	--	--
2010-11	Providence	Hockey East	33	0	3	3	22	--	--	--	--	--
2011-12	Providence	Hockey East	19	0	1	1	12	--	--	--	--	--
2012-13	Providence	Hockey East	7	0	0	0	6	--	--	--	--	--
2013-14	Providence	Hockey East	7	1	0	1	6	--	--	--	--	--

**JUSTIN BAILEY** **Right Wing** Born **July 1, 1995** in Buffalo, New York **6 ft 3 in 198 lbs**

*Selected in the second round (52nd overall) in 2013*

CAREER STATS			Regular Season					Playoffs				
Season	Team	League	GP	G	A	P	PIM	GP	G	A	P	PIM
2011-12	Long Island	MJBHL	22	21	13	34	52	--	--	--	--	--
	Indiana	USHL	2	1	0	1	0	--	--	--	--	--
2012-13	Kitchener	OHL	57	17	19	36	34	10	1	2	3	4
2013-14	Kitchener	OHL	54	25	18	43	20	--	--	--	--	--

**NICHOLAS BAPTISTE** **Right Wing** Born **August 4, 1995** in Ottawa, Ontario **6 ft 1 in 200 lbs**

*Selected in the third round (69th overall) in 2013*

CAREER STATS			Regular Season					Playoffs				
Season	Team	League	GP	G	A	P	PIM	GP	G	A	P	PIM
2011-12	Sudbury	OHL	64	8	19	27	42	4	0	0	0	2
2012-13	Sudbury	OHL	66	21	27	48	44	9	3	1	4	6
2013-14	Sudbury	OHL	65	45	44	89	59	5	1	4	5	8

**CHRISTOPHER BROWN** **Center** Born **February 22, 1996** in Pontiac, Michigan **6 ft 0 in 172 lbs**

*Selected in the sixth round (151st overall) in 2014*

CAREER STATS			Regular Season					Playoffs				
Season	Team	League	GP	G	A	P	PIM	GP	G	A	P	PIM
2012-13	Cranbrook Kingswood Mich.	HS	28	26	58	84	21	--	--	--	--	--
2013-14	Cranbrook Kingswood Mich.	HS	31	23	27	50	6	--	--	--	--	--



**J.T. COMPHER** *Left Wing* Born **October 12, 1993** in Northbrook, Illinois 5 ft 11 in 190 lbs

*Selected in the second round (35th overall) in 2013*

CAREER STATS			Regular Season					Playoffs				
Season	Team	League	GP	G	A	P	PIM	GP	G	A	P	PIM
2011-12	USA U-17	USHL	40	15	27	42	53	--	--	--	--	--
2012-13	USA U-18	USHL	49	15	27	42	45	--	--	--	--	--
2013-14	Michigan	Big 10	35	11	20	31	22	--	--	--	--	--

**ERIC CORNEL** *Center* Born **April 11, 1996** in Peterborough, Ontario 6 ft 2 in 188 lbs

*Selected in the second round (44th overall) in 2014*

CAREER STATS			Regular Season					Playoffs				
Season	Team	League	GP	G	A	P	PIM	GP	G	A	P	PIM
2012-13	Peterborough	OHL	63	4	12	16	13	--	--	--	--	--
2013-14	Peterborough	OHL	68	25	37	62	25	11	4	3	7	4

**HUDSON FASCHING** *Right Wing* Born **July 28, 1995** in Milwaukee, Wisconsin 6 ft 2 in 212 lbs

*Selected in the fourth round (118th overall) in 2013*

CAREER STATS			Regular Season					Playoffs				
Season	Team	League	GP	G	A	P	PIM	GP	G	A	P	PIM
2009-10	Apple Valley	Minn. HS	31	24	18	42	12	--	--	--	--	--
2010-11	Apple Valley	Minn. HS	18	7	8	15	12	--	--	--	--	--
2011-12	USNTDP	USHL	37	7	14	21	38	1	1	1	2	2
	USNTDP	U-17	16	8	5	13	12	--	--	--	--	--
	USNTDP	U-18	1	0	0	0	0	--	--	--	--	--
2012-13	USNTDP	U-18	40	7	18	25	50	--	--	--	--	--
	USNTDP	USHL	25	4	7	11	8	--	--	--	--	--
2013-14	Minnesota	Big 10	40	14	16	30	22	--	--	--	--	--

**ANTHONY FLORENTINO** *Defense* Born **January 30, 1995** in Boston, Massachusetts 6 ft 1 in 212 lbs

*Selected in the fifth round (143rd overall) in 2013*

CAREER STATS			Regular Season					Playoffs				
Season	Team	League	GP	G	A	P	PIM	GP	G	A	P	PIM
2011-12	South Kent	Conn. HS	36	5	14	19	--	--	--	--	--	--
2012-13	South Kent	Conn. HS	62	21	32	53	68	--	--	--	--	--
2013-14	Providence	H-East	30	5	6	11	16	--	--	--	--	--



CONNOR **HURLEY** *Center* Born **September 15, 1995** in Eagan, Minnesota **6 ft 1 in 172 lbs**

*Selected in the second round (38th overall) in 2013*

CAREER STATS			Regular Season					Playoffs				
Season	Team	League	GP	G	A	P	PIM	GP	G	A	P	PIM
2011-12	Edina	Minn. HS	28	28	31	59	10	4	3	6	9	2
2012-13	Edina	Minn. HS	25	15	28	43	8	--	--	--	--	--
	Muskegon	USHL	11	1	7	8	4	3	0	1	1	4
2013-14	Green Bay	USHL	35	10	26	36	18	--	--	--	--	--
	Muskegon	USHL	21	3	11	14	14	--	--	--	--	--

CHRISTIAN **ISACKSON** *Right Wing* Born **January 20, 1992** in Pine City, Minnesota **6 ft 1 in 190 lbs**

*Selected in the seventh round (203rd overall) in 2010*

CAREER STATS			Regular Season					Playoffs				
Season	Team	League	GP	G	A	P	PIM	GP	G	A	P	PIM
2009-10	St. Thomas	Minn. HS	25	24	33	57	26	--	--	--	--	--
2010-11	Sioux Falls	USHL	58	17	27	44	31	10	3	5	8	8
2011-12	Minnesota	WCHA	11	0	0	0	2	--	--	--	--	--
2012-13	Minnesota	WCHA	40	4	16	20	20	--	--	--	--	--
2013-14	Minnesota	Big 10	19	1	3	4	0	--	--	--	--	--

JONAS **JOHANSSON** *Goaltender* Born **September 19, 1995** in Gavle, Sweden **6 ft 4 in 200 lbs**

*Selected in the third round (61st overall) in 2014*

CAREER STATS			Regular Season					Playoffs			
Season	Team	League	GP	W	L	OT	GAA	GP	W	L	GAA
2011-12	Brynäs U18	SWE-U18	11	--	--	--	2.83	3	--	--	2.36
	Brynäs Jr.	SWE-Jr.	5	--	--	--	3.29	--	--	--	--
2012-13	Brynäs Jr.	SWE-Jr.	29	--	--	--	2.91	2	--	--	1.93
	Brynäs U18	SWE-U18	5	--	--	--	2.36	7	--	--	2.93
2013-14	Brynäs Jr.	SWE-Jr.	23	--	--	--	2.32	7	--	--	2.36
	Brynäs	SHL	4	2	2	0	2.96	--	--	--	--

VACLAV **KARABACEK** *Right Wing* Born **May 2, 1996** in Brandys Nad Labem, Czech Republic **6 ft 0 in 203 lbs**

*Selected in the second round (49th overall) in 2014*

CAREER STATS			Regular Season					Playoffs				
Season	Team	League	GP	G	A	P	PIM	GP	G	A	P	PIM
2012-13	Salzburg U18	Austria U18	21	26	19	45	55	--	--	--	--	--
	Salzburg Jr.	Austria-Jr.	5	2	1	3	2	--	--	--	--	--
2013-14	Gatineau	QMJHL	65	21	26	47	40	9	6	6	12	10



**BRENDAN LEMIEUX** *Left Wing* Born **March 15, 1996** in Denver, Colorado **6 ft 1 in 206 lbs**

*Selected in the second round (31st overall) in 2014*

CAREER STATS			Regular Season					Playoffs				
Season	Team	League	GP	G	A	P	PIM	GP	G	A	P	PIM
2011-12	Toronto	GTHL	26	9	23	32	--	--	--	--	--	--
2012-13	Barrie	OHL	42	6	8	14	52	21	2	0	2	36
	Green Bay	USHL	11	1	1	2	34	--	--	--	--	--
2013-14	Barrie	OHL	65	27	26	53	145	11	7	3	10	16

**SEAN MALONE** *Center* Born **April 30, 1995** in Buffalo, New York **6 ft 0 in 197 lbs**

*Selected in the sixth round (159th overall) in 2013*

CAREER STATS			Regular Season					Playoffs				
Season	Team	League	GP	G	A	P	PIM	GP	G	A	P	PIM
2011-12	Nichols	N.Y. HS	32	34	36	70	--	1	0	1	1	0
2012-13	USA U-18	USHL	44	13	14	27	19	--	--	--	--	--
2013-14	Harvard	ECAC	31	6	14	20	16	--	--	--	--	--

**BRYCE MARTIN** *Defense* Born **May 9, 1996** in Calgary, Alberta **6 ft 2 in 195 lbs**

*Selected in the third round (74th overall) in 2014*

CAREER STATS			Regular Season					Playoffs				
Season	Team	League	GP	G	A	P	PIM	GP	G	A	P	PIM
2012-13	Swift Current	WHL	67	2	17	19	32	5	0	0	0	0
2013-14	Swift Current	WHL	72	6	31	37	42	--	--	--	--	--

**BRAD NAVIN** *Center* Born **June 5, 1992** in Waupaca, Wisconsin **6 ft 2 in 198 lbs**

*Selected in the seventh round (197th overall) in 2011*

CAREER STATS			Regular Season					Playoffs				
Season	Team	League	GP	G	A	P	PIM	GP	G	A	P	PIM
2009-10	Waupaca	Wisc. HS	25	53	39	92	57	--	--	--	--	--
2010-11	Waupaca	Wisc. HS	14	29	23	52	40	--	--	--	--	--
2011-12	Wisconsin	WCHA	36	3	3	6	16	--	--	--	--	--
2012-13	Wisconsin	WCHA	31	1	3	4	8	--	--	--	--	--
2013-14	Wisconsin	Big 10	36	4	5	9	12	--	--	--	--	--



**VICTOR OLOFSSON** *Center* Born **July 18, 1995** in Ornskoldsvik, Sweden 5 ft 11 in 168 lbs

*Selected in the seventh round (181st overall) in 2014*

CAREER STATS			Regular Season					Playoffs				
Season	Team	League	GP	G	A	P	PIM	GP	G	A	P	PIM
2012-13	MODO Jr.	SWE-Jr.	7	2	3	5	0	6	0	1	1	0
2013-14	MODO Jr.	SWE-Jr.	44	32	21	53	16	5	4	5	9	2
	MODO	SHL	11	0	0	0	0	--	--	--	--	--

**CAL PETERSEN** *Goaltender* Born **October 19, 1994** in Waterloo, Iowa 6 ft 2 in 185 lbs

*Selected in the fifth round (129th overall) in 2013*

CAREER STATS			Regular Season					Playoffs			
Season	Team	League	GP	W	L	OT	GAA	GP	W	L	GAA
2011-12	Waterloo	USHL	5	1	0	1	1.86	--	--	--	--
2012-13	Waterloo	USHL	35	21	11	1	2.97	4	2	2	4.26
2013-14	Waterloo	USHL	38	27	7	4	2.50	12	8	4	2.37

**JUDD PETERSON** *Right Wing* Born **September 27, 1993** in Duluth, Minnesota 6 ft 0 in 189 lbs

*Selected in the seventh round (204th overall) in 2012*

CAREER STATS			Regular Season					Playoffs				
Season	Team	League	GP	G	A	P	PIM	GP	G	A	P	PIM
2009-10	Duluth Marshall	Minn. HS	25	16	14	30	24	--	--	--	--	--
2010-11	Team North	UMHSEL	24	8	3	11	22	--	--	--	--	--
	Duluth Marshall	Minn. HS	27	25	21	46	40	--	--	--	--	--
2011-12	Team North	UMHSEL	16	4	2	6	22	--	--	--	--	--
	Duluth Marshall	Minn. HS	30	47	36	83	32	--	--	--	--	--
2012-13	Cedar Rapids	USHL	46	11	15	26	38	--	--	--	--	--
2013-14	Cedar Rapids	USHL	47	16	15	31	43	--	--	--	--	--

**GUSTAV POSSLER** *Right Wing* Born **November 11, 1994** in Södertälje, Sweden 6 ft 0 in 182 lbs

*Selected in the fifth round (130th overall) in 2013*

CAREER STATS			Regular Season					Playoffs				
Season	Team	League	GP	G	A	P	PIM	GP	G	A	P	PIM
2011-12	MODO Jr.	SWE-Jr.	37	23	17	40	14	8	2	1	3	4
2012-13	MODO Jr.	SWE-Jr.	36	19	21	40	28	7	4	4	8	4
	MODO	SHL	7	1	0	1	2	--	--	--	--	--
	Mora	SWE-1	3	0	0	0	0	--	--	--	--	--
2013-14	MODO	SHL	22	8	7	15	4	--	--	--	--	--



**SAM REINHART** *Center* Born **November 6, 1995** in North Vancouver, British Columbia **6 ft 1 in 191 lbs**

*Selected in the first round (2nd overall) in 2014*

CAREER STATS			Regular Season					Playoffs				
Season	Team	League	GP	G	A	P	PIM	GP	G	A	P	PIM
2010-11	Kootenay	WHL	4	2	0	2	0	7	0	0	0	0
2011-12	Kootenay	WHL	67	28	34	62	2	4	1	1	2	0
2012-13	Kootenay	WHL	72	35	50	85	22	5	0	1	1	4
2013-14	Kootenay	WHL	60	36	69	105	11	13	6	17	23	2

**MAXWELL WILLMAN** *Center* Born **February 13, 1995** in Barnstable, Massachusetts **6 ft 0 in 174 lbs**

*Selected in the fifth round (121st overall) in 2014*

CAREER STATS			Regular Season					Playoffs				
Season	Team	League	GP	G	A	P	PIM	GP	G	A	P	PIM
2013-14	Williston-Northampton	Mass. HS	25	21	23	44	--	--	--	--	--	--

**NIKITA ZADOROV** *Defense* Born **April 15, 1995** in Moscow, Russia **6 ft 6 in 244 lbs**

*Selected in the first round (16th overall) in 2013*

CAREER STATS			Regular Season					Playoffs				
Season	Team	League	GP	G	A	P	PIM	GP	G	A	P	PIM
2011-12	CSKA 2	Russia-Jr.	41	2	4	6	63	8	0	0	0	8
2012-13	London	OHL	63	6	19	25	54	20	2	4	6	36
2013-14	London	OHL	36	11	19	30	43	9	4	5	9	16
	Buffalo	NHL	7	1	0	1	4	--	--	--	--	--



WE ARE HOCKEY  
WE ARE BUFFALO

2014-15 BUFFALO SABRES  
SEASON REVIEW





**EASTERN CONFERENCE STANDINGS**



<b>ATLANTIC</b>		<b>GP</b>	<b>W</b>	<b>L</b>	<b>OT</b>	<b>P</b>	<b>ROW</b>	<b>GF</b>	<b>GA</b>	<b>Diff</b>	<b>Home</b>	<b>Away</b>
1	Boston	82	54	19	9	117	51	261	177	+84	31-7-3	23-12-6
2	Tampa Bay	82	46	27	9	101	38	240	215	+25	25-10-6	21-17-3
3	Montreal	82	46	28	8	100	40	215	204	+11	23-13-5	23-15-3
4	Detroit	82	39	28	15	93	34	222	230	-8	18-13-10	21-15-5
5	Ottawa	82	37	31	14	88	30	236	265	-29	18-17-6	19-14-8
6	Toronto	82	38	36	8	84	29	231	256	-25	24-16-1	14-20-7
7	Florida	82	29	45	8	66	21	196	268	-72	16-20-5	13-25-3
8	<b>BUFFALO</b>	<b>82</b>	<b>21</b>	<b>51</b>	<b>10</b>	<b>52</b>	<b>14</b>	<b>157</b>	<b>248</b>	<b>-91</b>	<b>13-21-7</b>	<b>8-30-3</b>

<b>METROPOLITAN</b>		<b>GP</b>	<b>W</b>	<b>L</b>	<b>OT</b>	<b>P</b>	<b>ROW</b>	<b>GF</b>	<b>GA</b>	<b>Diff</b>	<b>Home</b>	<b>Away</b>
1	Pittsburgh	82	51	24	7	109	44	249	207	+42	28-9-4	23-15-3
2	NY Rangers	82	45	31	6	96	41	218	193	+25	20-17-4	25-14-2
3	Philadelphia	82	42	30	10	94	39	236	235	+1	24-14-3	18-16-7
4	Columbus	82	43	32	7	93	38	231	216	+15	22-15-4	21-17-3
5	Washington	82	38	30	14	90	28	235	240	-5	21-13-7	17-17-7
6	New Jersey	82	35	29	18	88	35	197	208	-11	21-11-9	14-18-9
7	Carolina	82	36	35	11	83	34	207	230	-23	18-17-6	18-18-5
8	NY Islanders	82	34	37	11	79	25	225	267	-42	13-19-9	21-18-2

**WESTERN CONFERENCE STANDINGS**



<b>CENTRAL</b>		<b>GP</b>	<b>W</b>	<b>L</b>	<b>OT</b>	<b>P</b>	<b>ROW</b>	<b>GF</b>	<b>GA</b>	<b>Diff</b>	<b>Home</b>	<b>Away</b>
1	Colorado	82	52	22	8	112	47	250	220	+30	26-11-4	26-11-4
2	St. Louis	82	52	23	7	111	43	248	191	+57	28-9-4	24-14-3
3	Chicago	82	46	21	15	107	40	267	220	+47	27-7-7	19-14-8
4	Minnesota	82	43	27	12	98	35	207	206	+1	26-10-5	17-17-7
5	Dallas	82	40	31	11	91	36	235	228	+7	23-11-7	17-20-4
6	Nashville	82	38	32	12	88	36	216	242	-26	19-17-5	19-15-7
7	Winnipeg	82	37	35	10	84	29	227	237	-10	18-17-6	19-18-4

<b>PACIFIC</b>		<b>GP</b>	<b>W</b>	<b>L</b>	<b>OT</b>	<b>P</b>	<b>ROW</b>	<b>GF</b>	<b>GA</b>	<b>Diff</b>	<b>Home</b>	<b>Away</b>
1	Anaheim	82	54	20	8	116	51	266	209	+57	29-8-4	25-12-4
2	San Jose	82	51	22	9	111	41	249	200	+49	29-7-5	22-15-4
3	Los Angeles	82	46	28	8	100	38	206	174	+32	23-14-4	23-14-4
4	Phoenix	82	37	30	15	89	31	216	231	-15	22-14-5	15-16-10
5	Vancouver	82	36	35	11	83	31	196	223	-27	20-15-6	16-20-5
6	Calgary	82	35	40	7	77	28	209	241	-32	19-19-3	16-21-4
7	Edmonton	82	29	44	9	67	25	203	270	-67	16-22-3	13-22-6



**CONFERENCE QUARTERFINALS**



**ATLANTIC DIVISION**

**Final Score**

- (1) Boston defeats (4) Detroit ..... 4-1
- (3) Montreal defeats (2) Tampa Bay ..... 4-0

**METROPOLITAN DIVISION**

- (1) Pittsburgh defeats (4) Columbus ..... 4-2
- (2) NY Rangers defeats (3) Philadelphia ..... 4-3



**CENTRAL DIVISION**

**Final Score**

- (4) Minnesota defeats (1) Colorado ..... 4-3
- (3) Chicago defeats (2) St. Louis ..... 4-2

**PACIFIC DIVISION**

- (1) Anaheim defeats (4) Dallas ..... 4-2
- (3) Los Angeles defeats (2) San Jose ..... 4-3

**CONFERENCE SEMIFINALS**

**TEAMS**

**Final Score**

- (3) Montreal defeats (1) Boston ..... 4-3
- (2) NY Rangers defeats (1) Pittsburgh ..... 4-3
- (3) Chicago defeats (4) Minnesota ..... 4-2
- (3) Los Angeles defeats (1) Anaheim ..... 4-3

**CONFERENCE FINALS**

**TEAMS**

**Final Score**

- (2) NY Rangers defeats (3) Montreal ..... 4-2
- (3) Los Angeles defeats (3) Chicago ..... 4-3

**STANLEY CUP FINAL**



**TEAMS**

**Final Score**

- (3) Los Angeles defeats
- (2) NY Rangers ..... 4-1

**STANLEY CUP PLAYOFF FORMAT**

The NHL underwent a divisional realignment prior to the 2013-14 season that affected the league's playoff format. The new format is as follows:

Playoff qualification will be primarily Division-based, with the top three finishers in each Division qualifying for the first 12 spots in the Stanley Cup Playoffs (and the first three "seeds" in each Division).

The two additional playoff spots in each Conference, designated as "Wild Cards," will be awarded to the next two highest-placed finishers in each Conference, ranked on the basis of regular-season points and regardless of Division.

"Seeding" of the Wild Card teams within each Divisional Playoff will be determined on the basis of regular-season points. The first-place finisher with the most regular-season points in the Conference will be matched against the Wild Card team with the fewest regular-season points, and the first-place finisher with the second-most regular-season points in the Conference matched against the Wild Card team with the second-fewest regular-season points.

The Playoffs will proceed as follows:

- #1 vs. #4 / #2 vs. #3 - Winners play each other for berth in Conference Championship
- Conference Finals - Two advancing teams in the West and two advancing teams in the East meet in Conference Championship
- Eastern and Western Conference Champions meet in Stanley Cup Final



**TEAM GAME-BY-GAME**

#	Date	Team	W-L-OT	Record	GF-GA	Scorers	W Goal	PP	PK	SF-SA	W-L Gltdr.	Attend.
1	10/02/2013	@ DET	L	00-01-00	1-2	28	13	0-7	3-3	20-34	35 / 30	20066+
2	10/04/2013	OTT	L	00-02-00	0-1		65	0-4	3-3	35-46	41 / 30	19070+
3	10/05/2013	@ PIT	L	00-03-00	1-4	26	12	0-2	2-2	21-35	29 / 1	18641+
4	10/08/2013	TBL	O*	00-03-01	2-3	19p,4p	17	2-4	2-3	23-34	30 / 1	18243
5	10/10/2013	CBJ	L	00-04-01	1-4	26	71	0-1	4-4	27-33	72 / 30	18210
6	10/12/2013	@ CHI	L	00-05-01	1-2	21	88	0-3	4-5	29-40	50 / 30	21261+
7	10/14/2013	MIN	L	00-06-01	1-2	65	29	0-4	2-3	23-20	37 / 1	18111
8	10/15/2013	@ NYI	W**	01-06-01	4-3	63,26p,82	63	1-4	2-3	34-44	30 / 20	10512
9	10/17/2013	VAN	L	01-07-01	0-3		20	0-3	3-3	25-34	1 / 30	18374
10	10/19/2013	COL	L	01-08-01	2-4	19,82	9	0-3	2-3	30-26	35 / 30	18422
11	10/23/2013	BOS	L	01-09-01	2-5	19p,61	27	1-3	3-4	16-34	30 / 30	17645
12	10/25/2013	@ FLA	W	02-09-01	3-1	55,9,19	29	0-1	2-2	21-45	1 / 25	12984
13	10/26/2013	@ TBL	L	02-10-01	2-3	65,26	18	0-3	5-6	22-39	30 / 30	18088
14	10/28/2013	DAL	L	02-11-01	3-4	26,9p,26	14	1-3	2-3	25-29	32 / 30	18295
15	10/31/2013	@ NYR	L	02-12-01	0-2		16	0-1	2-3	29-46	30 / 30	18006+
16	11/02/2013	ANA	L	02-13-01	3-6	19p,20,57	10	1-2	3-3	17-29	1 / 1	19070+
17	11/05/2013	@ SJS	W**	03-13-01	5-4	21,8,63p,20	19	1-3	4-4	36-51	30 / 31	17562+
18	11/07/2013	@ LAK	L	03-14-01	0-2		10	0-4	3-5	19-28	32 / 1	18118+
19	11/08/2013	@ ANA	L	03-15-01	2-6	25,25	15	0-2	0-2	27-46	31 / 30	15577
20	11/12/2013	LAK	W**	04-15-01	3-2	19,19p	26	1-2	5-5	17-45	30 / 54	18281
21	11/15/2013	TOR	W	05-15-01	3-1	9p,82,10	82	1-3	3-3	27-33	30 / 45	19070+
22	11/16/2013	@ TOR	L	05-16-01	2-4	4,63p	41	1-3	0-2	35-22	34 / 1	19447+
23	11/19/2013	STL	L	05-17-01	1-4	63	91	0-2	2-3	24-31	41 / 30	17710
24	11/21/2013	@ PHI	L	05-18-01	1-4	57p	24	1-5	6-7	30-46	29 / 30	19973+
25	11/24/2013	DET	L	05-19-01	1-3	19	93	0-2	2-3	22-34	50 / 30	18721
26	11/27/2013	MTL	L	05-20-01	1-3	26	51	0-2	2-4	25-31	31 / 30	18497
27	11/29/2013	TOR	W*	06-20-01	3-2	26p,72,10	10	1-4	1-1	29-24	30 / 34	19070+
28	11/30/2013	@ NJD	O*	06-20-02	0-1		18	0-3	2-2	15-24	35 / 1	15226
29	12/05/2013	NYR	L	06-21-02	1-3	63	19	0-2	1-2	28-31	30 / 30	18088
30	12/07/2013	@ MTL	L	06-22-02	2-3	63,28	27	0-1	1-1	25-19	31 / 1	21273+
31	12/10/2013	OTT	W**	07-22-02	2-1	28	28	0-3	3-3	36-36	30 / 40	18594
32	12/12/2013	@ OTT	L	07-23-02	1-2	63p	15	1-5	3-3	41-32	41 / 30	15578
33	12/14/2013	CGY	O*	07-23-03	1-2	26	18	0-5	4-4	27-26	31 / 1	18368
34	12/17/2013	WPG	W	08-23-03	4-2	9,82,26p,37	26	1-5	1-1	31-27	30 / 31	17795
35	12/19/2013	BOS	W	09-23-03	4-2	65s,82,21,57	21	0-4	2-2	23-36	30 / 30	18217
36	12/21/2013	@ BOS	L	09-24-03	1-4	28	46	0-6	2-3	35-39	40 / 1	17565+
37	12/23/2013	PHX	W*	10-24-03	2-1	63,3	3	0-3	5-5	32-37	30 / 41	18942
38	12/27/2013	@ TOR	O**	10-24-04	3-4	26,32,9p	19	1-1	2-3	35-42	45 / 30	19405+
39	12/29/2013	WSH	W**	11-24-04	2-1	21	29	0-0	2-2	17-50	30 / 31	19070+
40	12/31/2013	@ WPG	L	11-25-04	0-3		7	0-4	3-3	27-26	35 / 1	15004+
41	01/02/2014	@ MIN	L	11-26-04	1-4	57	29	0-4	4-4	20-31	32 / 30	18229+
42	01/04/2014	NJD	W	12-26-04	2-1	26p,27p	27	2-5	3-4	22-22	30 / 35	19070+
44	01/09/2014	FLA	O**	12-26-05	1-2	4	24	0-2	4-4	24-35	34 / 1	17872
45	01/12/2014	@ WSH	W**	13-26-05	2-1	63p	19	1-5	2-2	31-29	30 / 31	18506+
46	01/14/2014	PHI	L	13-27-05	3-4	19,27,63	40	0-4	4-6	19-33	35 / 30	18667



**TEAM GAME-BY-GAME**

#	DATE	TEAM	W-L-OT	RECORD	GF-GA	SCORERS	W GOAL	PP	PK	SF-SA	W-L GLTDR.	ATTEND.
47	01/15/2014	@ TOR	O**	13-27-06	3-4	37,26,19p	19	1-2	2-2	30-39	34 / 30	19372+
48	01/18/2014	CBJ	O**	13-27-07	3-4	57,21,57p	19	1-4	1-2	29-35	72 / 30	19070+
49	01/21/2014	FLA	L	13-28-07	3-4	21p,21,9p	27	2-7	1-1	35-22	34 / 30	17583
50	01/23/2014	CAR	L	13-29-07	3-5	19,65,63	4	0-2	3-3	29-33	31 / 1	18468
51	01/25/2014	@ CBJ	W	14-29-07	5-2	37,10s,82s,9,19	82	0-1	4-4	22-38	30 / 72	16272
52	01/27/2014	@ PIT	L	14-30-07	0-3		14	0-3	1-1	24-34	29 / 30	18563+
53	01/28/2014	WSH	O*	14-30-08	4-5	10,19p,84,19	52	1-2	1-3	27-35	70 / 1	18923
54	01/30/2014	@ PHX	W	15-30-08	3-2	63,9p,28s	28	1-2	2-3	28-40	30 / 1	13000
55	02/01/2014	@ COL	L	15-31-08	1-7	27p	11	1-5	4-6	28-39	1 / 30	16649
56	02/03/2014	EDM	L	15-32-08	2-3	9p,21s	23	1-6	5-5	44-28	80 / 1	18531
57	02/05/2014	PIT	L	15-33-08	1-5	21	87	0-1	3-4	25-34	29 / 30	18408
58	02/06/2014	@ OTT	L	15-34-08	2-3	63,21	9	0-7	3-3	32-36	41 / 1	18426
43	02/25/2014	CAR	W	16-34-08	3-2	10p,63,10	10	1-3	5-5	18-38	30 / 30	18719
59	02/26/2014	BOS	W*	17-34-08	5-4	28,57p,65,26,27	27	1-5	2-4	26-33	1 / 30	19070+
60	02/28/2014	SJS	W	18-34-08	4-2	19p,65,26,57	26	1-2	2-2	20-38	1 / 31	19070+
61	03/03/2014	@ DAL	L	18-35-08	2-3	63,63	12	0-1	5-6	23-39	32 / 1	14235
62	03/06/2014	@ TBL	W	19-35-08	3-1	57,82,19	82	0-2	3-3	21-44	1 / 39	19204+
63	03/07/2014	@ FLA	L	19-36-08	0-2		17	0-2	6-8	25-44	1 / 34	14402
64	03/09/2014	CHI	L	19-37-08	1-2	21	19	0-5	5-5	21-31	50 / 1	19070+
65	03/11/2014	NSH	L	19-38-08	1-4	21p	6	1-4	0-1	25-24	30 / 1	18659
66	03/13/2014	@ CAR	L	19-39-08	2-4	63,21	19	0-2	4-5	23-55	30 / 34	13654
67	03/15/2014	@ NYI	L	19-40-08	1-4	63p	21	1-6	2-3	34-38	45 / 1	14388
68	03/16/2014	MTL	L	19-41-08	0-2		22	0-2	3-3	29-32	35 / 1	19070+
69	03/18/2014	@ CGY	L	19-42-08	1-3	21	13	0-2	1-1	14-26	37 / 50	19289+
70	03/20/2014	@ EDM	W	20-42-08	3-1	88p,88,21	88	1-2	5-6	36-36	31 / 30	16839+
71	03/23/2014	@ VAN	L	20-43-08	2-4	63,4	6	0-1	1-1	18-36	31 / 50	18910+
72	03/25/2014	@ MTL	L	20-44-08	0-2		67	0-3	5-6	24-35	31 / 31	21273+
73	03/27/2014	@ NSH	L	20-45-08	1-6	55	33	0-3	2-3	33-34	30 / 31	16729
74	03/29/2014	TBL	O*	20-45-09	3-4	27,19,88	91	0-3	2-4	28-33	30 / 31	19070+
75	04/01/2014	NJD	W**	21-45-09	3-2	63,63p	23	1-3	1-2	27-35	50 / 35	19070+
76	04/03/2014	@ STL	L	21-46-09	1-2	19p	10	1-3	2-2	25-28	1 / 50	16146
77	04/04/2014	@ DET	L	21-47-09	2-3	4p,44	11	1-3	2-3	23-31	35 / 31	20066+
78	04/06/2014	@ PHI	L	21-48-09	2-5	19p,6	10	1-6	3-4	19-37	35 / 50	19603+
79	04/08/2014	DET	L	21-49-09	2-4	28,28	17	0-3	5-5	27-37	35 / 31	18710
80	04/10/2014	@ NYR	L	21-50-09	1-2	21	61	0-2	4-4	24-30	30 / 31	18006
81	04/12/2014	@ BOS	L	21-51-09	1-4	19	46	0-2	2-3	25-30	40 / 31	17565+
82	04/13/2014	NYI	O**	21-51-10	3-4	4,37,17	29	0-2	1-2	39-25	45 / 49	18804

Game #43 was rescheduled from its original date of January 7, 2014, due to weather.



**INDIVIDUAL SCORING BREAKDOWN**

PLAYER	EVEN STRENGTH			POWER PLAY			SHORTHANDED			HOME					AWAY				
	G	A	P	G	A	P	G	A	P	GP	G	A	P	+/-	GP	G	A	P	+/-
Luke Adam	1	0	1	0	0	0	0	0	0	5	1	0	1	+1	7	0	0	0	-1
Cory Conacher	3	3	6	1	0	1	0	0	0	7	1	1	2	-5	12	2	2	4	-2
Matt D'Agostini	3	6	9	2	0	2	0	0	0	22	4	4	8	-2	27	1	2	3	-12
Nicolas Deslauriers	1	0	1	0	0	0	0	0	0	6	0	0	0	-3	11	1	0	1	-7
Christian Ehrhoff	4	14	18	1	11	12	1	2	3	40	5	14	19	-9	39	1	13	14	-18
Matt Ellis	4	2	6	0	0	0	0	0	0	24	2	0	2	E	26	2	2	4	-6
Tyler Ennis	15	12	27	6	10	16	0	0	0	39	8	13	21	-14	41	13	9	22	-11
Brian Flynn	5	7	12	0	0	0	1	0	1	39	5	4	9	+3	40	1	3	4	-13
Marcus Foligno	6	11	17	0	1	1	1	0	1	39	4	6	10	-11	35	3	6	9	-6
Zemgus Girgensons	7	13	20	0	0	0	1	1	2	37	4	8	12	-2	33	4	6	10	-4
Mikhail Grigorenko	2	0	2	0	1	1	0	0	0	10	0	1	1	-3	8	2	0	2	E
Cody Hodgson	11	14	25	9	10	19	0	0	0	36	13	13	26	-14	36	7	11	18	-12
Patrick Kaleta	0	0	0	0	0	0	0	0	0	3	0	0	0	-1	2	0	0	0	E
Zenon Konopka	0	1	1	0	0	0	0	0	0	11	0	1	1	-3	12	0	0	0	-2
Johan Larsson	0	4	4	0	0	0	0	0	0	14	0	2	2	E	14	0	2	2	E
Ville Leino	0	9	9	0	6	6	0	0	0	26	0	8	8	E	32	0	7	7	-16
Jamie McBain	4	7	11	2	3	5	0	1	1	32	3	4	7	-2	37	3	7	10	-11
Jake McCabe	0	1	1	0	0	0	0	0	0	2	0	1	1	-1	5	0	0	0	-2
Cody McCormick	1	4	5	0	0	0	0	0	0	14	0	0	0	-7	15	1	4	5	-1
Brayden McNabb	0	0	0	0	0	0	0	0	0	9	0	0	0	E	3	0	0	0	+1
Torrey Mitchell	1	0	1	0	0	0	0	0	0	2	1	0	1	+2	7	0	0	0	-2
Matt Moulson	8	12	20	3	6	9	0	0	0	25	9	10	19	E	19	2	8	10	-8
Tyler Myers	6	7	13	3	6	9	0	0	0	33	6	9	15	-11	29	3	4	7	-15
Linus Omark	0	0	0	0	2	2	0	0	0	7	0	2	2	-3	6	0	0	0	-2
Steve Ott	3	9	12	6	2	8	0	0	0	33	5	11	16	-4	26	4	0	4	-22
Kevin Porter	0	1	1	0	0	0	0	0	0	8	0	1	1	-1	4	0	0	0	-4
Mark Pysyk	1	4	5	0	2	2	0	0	0	25	1	4	5	-5	19	0	2	2	-6
Rasmus Ristolainen	2	2	4	0	0	0	0	0	0	13	0	2	2	-5	21	2	0	2	-10
Chad Ruhwedel	0	0	0	0	1	1	0	0	0	7	0	0	0	E	14	0	1	1	-3
John Scott	1	0	1	0	0	0	0	0	0	30	0	0	0	-4	26	1	0	1	-8
Drew Stafford	13	13	26	2	5	7	1	0	1	36	9	11	20	-15	34	7	7	14	-4
Chris Stewart	0	0	0	0	0	0	0	0	0	1	0	0	0	-2	4	0	0	0	E
Alexander Sulzer	0	0	0	0	1	1	0	1	1	14	0	1	1	-3	11	0	1	1	E
Henrik Tallinder	2	6	8	0	0	0	0	0	0	33	1	3	4	-6	31	1	3	4	-15
Corey Tropp	0	1	1	0	0	0	0	0	0	5	0	0	0	-5	4	0	1	1	-3
Thomas Vanek	3	2	5	1	3	4	0	0	0	7	1	4	5	-5	6	3	1	4	E
Phil Varone	1	1	2	0	0	0	0	0	0	4	1	1	2	E	5	0	0	0	-3
Mike Weber	1	7	8	0	0	0	0	1	1	34	0	4	4	-16	34	1	4	5	-13
Nikita Zadorov	1	0	1	0	0	0	0	0	0	4	1	0	1	-13	3	0	0	0	-1



**INDIVIDUAL SCORING BREAKDOWN**

PLAYER	1ST	2ND	3RD	OT	EV	PP	SH	GW	1H	2H	HOME	ROAD	TOTAL
Adam	0	1	0	0	1	0	0	0	1	0	1	0	1
Conacher	0	1	2	0	2	1	0	1	0	3	1	2	3
D'Agostini	1	1	2	1	3	2	0	2	0	5	4	1	5
Deslauriers	0	0	1	0	1	0	0	0	0	1	0	1	1
Ehrhoff	2	1	2	1	4	1	1	2	2	4	5	1	6
Ellis	1	2	1	0	4	0	0	0	1	3	2	2	4
Ennis	7	2	12	0	15	6	0	0	8	13	9	12	21
Flynn	1	4	1	0	5	0	1	0	3	3	4	1	6
Foligno	0	4	3	0	6	0	1	3	5	2	4	3	7
Girgensons	2	2	4	0	7	0	1	1	3	5	4	4	8
Grigorenko	1	1	0	0	2	0	0	0	2	0	0	2	2
Hodgson	6	6	8	0	11	9	0	0	8	12	13	7	20
Kaleta	0	0	0	0	0	0	0	0	0	0	0	0	0
Konopka	0	0	0	0	0	0	0	0	0	0	0	0	0
Larsson	0	0	0	0	0	0	0	0	0	0	0	0	0
Leino	0	0	0	0	0	0	0	0	0	0	0	0	0
McBain	3	2	1	0	4	2	0	0	2	4	3	3	6
McCabe	0	0	0	0	0	0	0	0	0	0	0	0	0
McCormick	0	1	0	0	1	0	0	0	1	0	0	1	1
McNabb	0	0	0	0	0	0	0	0	0	0	0	0	0
Mitchell	0	0	1	0	1	0	0	0	0	1	1	0	1
Moulson	2	5	4	0	8	3	0	3	7	4	9	2	11
Myers	3	1	5	0	6	3	0	0	4	5	6	3	9
Omark	0	0	0	0	0	0	0	0	0	0	0	0	0
Ott	1	4	4	0	3	6	0	1	5	4	5	4	9
Porter	0	0	0	0	0	0	0	0	0	0	0	0	0
Pysyk	0	0	0	1	1	0	0	1	1	0	1	0	1
Ristolainen	0	2	0	0	2	0	0	0	1	1	0	2	2
Ruhwedel	0	0	0	0	0	0	0	0	0	0	0	0	0
Scott	1	0	0	0	1	0	0	0	1	0	0	1	1
Stafford	8	3	5	0	13	2	1	1	4	12	9	7	16
Stewart	0	0	0	0	0	0	0	0	0	0	0	0	0
Sulzer	0	0	0	0	0	0	0	0	0	0	0	0	0
Tallinder	0	0	2	0	2	0	0	0	2	0	1	1	2
Tropp	0	0	0	0	0	0	0	0	0	0	0	0	0
Vanek	1	2	1	0	3	1	0	0	4	0	1	3	4
Varone	0	1	0	0	1	0	0	0	0	1	1	0	1
Weber	0	0	1	0	1	0	0	0	0	1	0	1	1
Zadorov	0	1	0	0	1	0	0	0	1	0	1	0	1
<b>TOTAL</b>	<b>40</b>	<b>47</b>	<b>60</b>	<b>3</b>	<b>109</b>	<b>36</b>	<b>5</b>	<b>15</b>	<b>66</b>	<b>84</b>	<b>85</b>	<b>64</b>	<b>150</b>



**RECORD WHEN A PLAYER SCORES A GOAL/ASSIST/POINT/MULTI-POINT GAME**

PLAYER	IN LINEUP	GOAL	ASSIST	POINT	MULTI-POINT	MULTI-POINT GAMES			
						2 PTS	3 PTS	4 PTS	5 PTS
Adam	2-9-1	1-0-0	0-0-0	1-0-0	0-0-0	-	-	-	-
Conacher	2-15-2	1-0-1	1-2-0	1-2-1	1-0-0	-	1	-	-
D'Agostini	15-29-5	3-1-1	2-3-1	4-4-2	0-1-0	1	-	-	-
Deslauriers	1-14-2	0-1-0	0-0-0	0-1-0	0-0-0	-	-	-	-
Ehrhoff	20-50-9	4-0-1	13-8-4	15-9-5	4-0-0	3	1	-	-
Ellis	14-28-8	2-0-2	0-1-1	2-1-3	0-0-0	-	-	-	-
Ennis	19-51-10	7-12-0	6-11-3	11-22-2	2-3-2	7	-	-	-
Flynn	21-49-9	3-3-0	3-3-1	4-6-1	2-0-0	2	-	-	-
Foligno	19-46-9	6-1-0	3-6-2	7-6-2	2-1-0	3	-	-	-
Girgensons	19-41-10	3-4-0	6-5-2	7-9-2	4-0-0	4	-	-	-
Grigorenko	2-15-1	0-1-0	0-1-0	0-2-0	0-1-0	1	-	-	-
Hodgson	18-47-7	5-9-4	9-12-2	12-18-5	3-4-2	9	-	-	-
Kaleta	0-4-1	0-0-0	0-0-0	0-0-0	0-0-0	-	-	-	-
Konopka	6-12-5	0-0-0	0-1-0	0-0-0	0-0-0	-	-	-	-
Larsson	6-20-2	0-0-0	0-3-1	0-3-1	0-0-0	-	-	-	-
Leino	15-36-7	0-0-0	6-7-0	6-7-0	2-0-0	2	-	-	-
McBain	19-42-8	1-3-2	5-2-2	6-5-4	1-0-1	2	-	-	-
McCabe	0-6-1	0-0-0	0-0-1	0-0-1	0-0-0	-	-	-	-
McCormick	8-19-1	1-0-0	1-2-0	2-2-0	0-1-0	1	-	-	-
McNabb	3-5-4	0-0-0	0-0-0	0-0-0	0-0-0	-	-	-	-
Mitchell	2-6-1	0-0-1	0-0-0	0-0-1	0-0-0	-	-	-	-
Moulson	16-21-7	5-2-3	5-5-3	9-7-5	2-3-2	7	-	-	-
Myers	18-37-7	5-2-1	6-4-2	9-5-3	3-0-1	3	1	-	-
Omark	3-8-2	0-0-0	1-1-0	1-1-0	0-0-0	-	-	-	-
Ott	17-34-8	6-3-1	3-5-1	8-7-2	1-2-0	3	-	-	-
Porter	3-8-1	0-0-0	1-0-0	1-0-0	0-0-0	-	-	-	-
Pysyk	11-26-7	1-0-0	1-3-1	2-3-1	1-0-0	1	-	-	-
Ristolainen	7-24-3	1-1-0	0-0-2	1-1-2	0-0-0	-	-	-	-
Ruhwedel	4-15-2	0-0-0	0-1-0	0-1-0	0-0-0	-	-	-	-
Scott	13-33-10	0-0-1	0-0-0	0-0-1	0-0-0	-	-	-	-
Stafford	19-43-8	4-10-1	6-10-0	9-18-1	3-2-0	4	1	-	-
Stewart	1-4-0	0-0-0	0-0-0	0-0-0	0-0-0	-	-	-	-
Sulzer	9-13-3	0-0-0	2-0-0	2-0-0	0-0-0	-	-	-	-
Tallinder	18-40-6	1-1-0	1-4-1	2-5-1	0-0-0	-	-	-	-
Tropp	3-6-0	0-0-0	0-0-0	0-0-0	0-0-0	-	-	-	-
Vanek	2-10-1	1-3-0	1-2-1	2-5-1	0-0-1	1	-	-	-
Varone	2-6-1	0-0-1	0-1-0	0-1-1	0-0-0	-	-	-	-
Weber	17-41-10	0-1-0	2-6-0	2-7-0	0-0-0	-	-	-	-
Zadorov	1-6-0	0-1-0	0-0-0	0-1-0	0-0-0	-	-	-	-

**INDIVIDUAL LEADERS**

**CATEGORY**

**PLAYERS**

Points:	C. Hodgson (44),T. Ennis (43),D. Stafford (34)
Goals:	T. Ennis (21),C. Hodgson (20),D. Stafford (16)
Assists:	C. Ehrhoff (27),C. Hodgson (24),T. Ennis (22)
PP Goals:	C. Hodgson (9),T. Ennis (6),C. Stewart (3)
SH Goals:	C. Ehrhoff (1),D. Stafford (1),M. Foligno (1)
GW Goals:	C. Stewart (3),M. Foligno (3),C. Ehrhoff (2)
3+ Goals:	N/A
PIM:	J. Scott (125),C. Stewart (118),Z. Konopka (88)
Shots:	T. Ennis (210),D. Stafford (185),C. Hodgson (182)
+/-:	B. McNabb (+1),C. Conacher (+1),C. Stewart (0)



### TEAM RECORDS

Overall record:	21-51-10	OT Record - This Season:	10-10
Home record:	13-21-7	OT Record - Franchise:	154-144-215
Road record:	8-30-3	Shootout Record - This Season:	7-5
1-Goal Games:	13-17-10	Shootout Record - Franchise:	57-46
2-Goal Games:	7-15	Outshooting opponent:	3-9-2
3-Goal Games:	1-19	Outshot by opponent:	15-42-8
Scoring first:	9-15-7	Even shots:	3-0-0
Opponent scoring first:	12-36-3	vs. Atlantic:	7-18-5
Leading after 1 period:	4-6-2	vs. Metropolitan:	7-13-4
Trailing after 1 period:	8-27-2	vs. EASTERN CONFERENCE:	14-31-9
Tied after 1 period:	9-18-6	vs. Central:	1-13-0
Leading after 2 periods:	6-0-3	vs. Pacific:	6-7-1
Trailing after 2 periods:	3-39-4	vs. WESTERN CONFERENCE:	7-20-1
Tied after 2 periods:	12-12-3		

### RECORD BY MONTH

MONTH	W-L-OT	POINTS	MONTH	W-L-OT	POINTS
October:	2-12-1 (.167)	5	February:	3-4-0 (.429)	6
November:	4-8-1 (.346)	9	March:	2-11-1 (.179)	5
December:	5-5-2 (.500)	12	April:	1-6-1 (.188)	3
January:	4-5-4 (.462)	12	<b>Totals:</b>	<b>21-51-10</b>	<b>52</b>

### RECORD BY DAY OF THE WEEK

SUNDAY	MONDAY	TUESDAY	WEDNESDAY	THURSDAY	FRIDAY	SATURDAY
2-5-1 (.179)	1-5-0 (.167)	7-8-2 (.471)	1-4-1 (.250)	4-14-1 (.237)	4-4-1 (.500)	2-11-4 (.235)

### RECORD WHEN SCORING PPGS

0 PPG	1 PPG	2 PPG	3 PPG
7-37-5 (.194)	13-13-4 (.500)	1-1-1 (.500)	0-0-0 (.000)

### RECORD WHEN ALLOWING PPGS

0 PPG	1 PPG	2 PPG	3 PPG
15-22-4 (.415)	5-22-4 (.226)	1-7-2 (.200)	0-0-0 (.000)



### GOALS BY PERIOD

	1	2	3	OT	T	AVG
Buffalo Sabres:	38	48	61	3	150	(1.8 avg.)
Opponents:	80	79	79	5	243	(3.0 avg.)

### POWER PLAY

	G	ATT	%
Overall:	36	256	14.1 (29th NHL)
Home:	21	129	16.3 (T-20th NHL)
Road:	15	127	11.8 (28th NHL)

5 shorthanded goals allowed (T-5th NHL)

### PENALTIES

	GP	MIN	AVG/RANK
Overall:	82	903	11.0 (T-18th NHL)

### GOAL SITUATIONS

SITUATION	FOR	AGAINST
5 on 5:	99	168
5 on 4:	36	5
5 on 3:	0	0
4 on 4:	4	6
4 on 3:	0	0
3 on 3:	0	0
3 on 4:	0	2
3 on 5:	0	3
4 on 5:	5	46
Empty Net:	5	12
Penalty Shots:	1	1
<b>Total:</b>	<b>150</b>	<b>243</b>

### POWER PLAY

PLAYER	G	A	P
Cody Hodgson	9	10	19
Tyler Ennis	6	10	16
Christian Ehrhoff	1	11	12
Tyler Myers	3	6	9
Drew Stafford	2	5	7
Ville Leino	0	6	6
Jamie McBain	2	3	5
Matt D'Agostini	2	0	2
Mark Pysyk	0	2	2
Cory Conacher	1	0	1
Marcus Foligno	0	1	1
Alexander Sulzer	0	1	1
Chad Ruhwedel	0	1	1

### SHOTS BY PERIOD

	1	2	3	OT	T	AVG
Buffalo Sabres:	646	725	746	39	2156	(26.3 avg.)
Opponents:	957	981	831	47	2816	(34.3 avg.)

### PENALTY KILLING

	G	ATT	%
Overall:	51	274	81.4 (T-20th NHL)
Home:	24	132	81.8 (20th NHL)
Road:	27	142	81.0 (19th NHL)

5 shorthanded goals scored (T-19th NHL)

### SHOOTOUT

SHOOTER	G/S	%	GDG
Ville Leino	1 / 2	50.0	1
Drew Stafford	1 / 3	33.3	0
Brian Flynn	1 / 3	33.3	0
Tyler Ennis	3 / 10	30.0	1
Cody Hodgson	2 / 8	25.0	2
Zemgus Girgensons	1 / 4	25.0	1
Marcus Foligno	0 / 2	0.0	0
Cory Conacher	0 / 1	0.0	0
Matt D'Agostini	0 / 2	0.0	0
GOALTENDER	REC	G/S	%
Jhonas Enroth	0 - 1	1/3	.667
Connor Knapp	0 - 1	1/2	.500
Nathan Lieuwen	1 - 0	2/9	.778

### SHORTHANDED

PLAYER	G	A	P
Christian Ehrhoff	1	2	3
Zemgus Girgensons	1	1	2
Drew Stafford	1	0	1
Marcus Foligno	1	0	1
Brian Flynn	1	0	1
Alexander Sulzer	0	1	1
Mike Weber	0	1	1
Jamie McBain	0	1	1



**PLAYER GAME-BY-GAME**

DATE	OPP.	PYSYK #3	McBAIN #4	RUHWEDEL #5	WEBER #6	McCORMICK #8	OTT #9	EHRHOFF #10
Oct 2	@ DET	0-0 3/1 21:21	DND	MIN	0-0 0/-1 16:36	0-0 1/0 6:10	0-0 1/0 17:36	0-0 3/1 25:17
Oct 4	Vs OTT	0-0 0/0 19:44	DND	MIN	0-0 0/-1 20:24	DND	0-0 1/0 20:11	0-0 3/0 27:10
Oct 5	@ PIT	0-0 1/0 21:37	0-0 0/-1 19:36	MIN	0-0 1/-1 17:01	0-0 0/0 7:31	0-0 1/0 15:59	0-0 3/0 23:06
Oct 8	Vs TB	0-0 3/-1 17:42	1-1 1/0 21:20	MIN	0-0 1/-1 18:34	DND	0-0 1/0 14:49	0-0 1/-1 26:43
Oct 10	Vs CBJ	0-0 2/0 18:43	0-0 0/0 20:30	MIN	0-0 0/-4 16:57	0-0 0/0 7:00	0-0 1/20 21:29	0-0 1/1 26:02
Oct 12	@ CHI	0-1 3/1 22:13	0-0 0/-1 16:51	MIN	DND	0-0 0/0 5:30	0-0 5/0 17:33	0-0 1/1 25:47
Oct 14	Vs MIN	0-0 3/0 19:55	0-0 2/-1 20:02	MIN	0-0 0/0 14:39	0-0 2/0 5:02	0-0 0/-1 19:51	0-0 1/0 26:12
Oct 15	@ NYI	0-0 1/0 24:50	DND	MIN	0-0 2/0 12:52	0-0 0/-2 4:23	0-0 4/0 24:15	0-2 2/-1 26:37
Oct 17	Vs VAN	0-0 0/-1 18:57	DND	MIN	0-0 0/-1 20:13	0-0 2/-1 7:49	0-0 0/-1 20:23	0-0 3/0 25:04
Oct 19	Vs COL	0-0 0/-1 18:22	0-0 0/-1 22:12	MIN	0-0 1/1 11:36	DND	0-0 3/-1 20:11	0-0 3/-1 23:37
Oct 23	Vs BOS	0-0 0/-1 18:30	DND	MIN	0-0 2/-2 22:14	INJ	0-1 1/1 17:59	0-0 0/-1 21:57
Oct 25	@ FLA	0-0 0/2 18:52	0-1 0/0 15:38	MIN	0-0 0/0 7:14	0-1 0/1 9:27	1-0 (W) 2/1 16:15	0-1 2/1 20:19
Oct 26	@ TB	0-0 2/1 22:02	DND	MIN	INJ	0-1 1/0 13:18	0-0 2/-1 21:48	0-0 2/1 25:15
Oct 28	Vs DAL	0-0 2/0 22:27	DND	MIN	INJ	0-0 0/-1 6:52	1-0 4/0 18:45	0-1 4/0 23:48
Oct 31	@ NYR	0-0 0/0 21:56	0-0 3/0 18:10	MIN	INJ	0-0 3/0 5:20	0-0 2/0 22:02	0-0 1/0 22:42
Nov 2	Vs ANA	0-1 0/-3 22:09	DND	MIN	INJ	0-0 2/-1 10:28	0-0 0/-3 16:09	0-0 1/2 23:06
Nov 5	@ S.J.	0-0 2/-2 24:43	0-1 1/0 19:09	MIN	INJ	1-0 2/1 11:31	0-0 2/-2 19:25	0-0 1/2 25:41
Nov 7	@ LA	0-0 1/0 21:56	0-0 2/0 21:41	MIN	INJ	0-0 1/0 11:40	0-0 0/0 19:57	0-0 0/0 17:09
Nov 8	@ ANA	0-0 1/-1 21:49	0-0 1/0 19:09	MIN	INJ	0-2 1/1 12:24	0-0 3/-2 20:08	DND
Nov 12	Vs LA	0-0 1/0 23:06	0-0 1/0 19:11	MIN	INJ	0-0 1/0 13:05	0-1 0/1 21:20	0-0 2/0 25:52
Nov 15	Vs TOR	0-2 3/1 20:37	0-0 2/0 18:44	MIN	INJ	0-0 2/0 9:30	1-1 3/2 19:37	1-0 2/1 24:05
Nov 16	@ TOR	0-0 2/-1 19:52	1-0 2/1 21:01	MIN	INJ	0-0 0/0 7:53	0-0 3/-1 16:30	0-0 2/-1 23:03
Nov 19	Vs STL	0-0 0/3 19:40	0-0 1/0 20:41	MIN	0-0 0/0 20:19	0-0 0/-2 9:58	0-0 1/1 18:59	0-0 3/3 19:24
Nov 21	@ PHI	DND	0-0 1/-1 18:12	MIN	0-0 0/-1 17:28	0-0 0/0 5:28	0-0 3/-2 20:40	0-0 3/2 25:42
Nov 24	Vs DET	0-0 0/1 17:23	DND	MIN	DND	INJ	0-0 3/-2 22:36	0-0 1/-1 23:20
Nov 27	Vs MTL	0-0 2/-1 16:25	DND	MIN	DND	INJ	0-0 1/0 22:00	0-0 1/0 23:40
Nov 29	Vs TOR	0-0 2/0 17:20	DND	MIN	0-0 3/-1 16:29	INJ	0-0 0/0 17:46	1-1 (W) 2/1 23:04
Nov 30	@ N.J.	0-0 0/-1 19:51	DND	MIN	0-0 1/-1 16:04	INJ	0-0 1/-1 20:21	0-0 1/0 25:20
Dec 5	Vs NYR	0-0 2/0 15:30	0-0 3/0 23:50	MIN	0-0 0/0 16:36	0-0 0/0 6:42	0-0 3/1 20:06	0-0 3/1 24:44
Dec 7	@ MTL	0-0 1/-1 16:58	0-0 4/0 21:45	MIN	0-0 2/-1 17:23	0-0 0/0 11:52	0-0 3/-2 17:11	0-1 0/0 22:32
Dec 10	Vs OTT	0-0 0/0 16:21	0-0 5/1 26:16	MIN	DND	0-0 0/0 7:31	0-0 2/0 18:45	0-1 5/1 28:05
Dec 12	@ OTT	0-0 2/-1 16:41	0-1 1/0 20:46	MIN	0-0 1/0 16:05	0-0 1/-2 5:35	0-0 2/0 19:21	0-0 5/0 24:41
Dec 14	Vs CGY	DND	0-0 1/-1 24:03	MIN	0-0 0/0 14:21	0-0 0/0 1:55	0-0 0/-1 25:15	0-1 1/-1 24:11
Dec 17	Vs WPG	MIN	0-0 3/1 18:12	DND	0-1 2/1 16:25	INJ	1-0 3/1 19:21	0-1 2/0 22:45
Dec 19	Vs BOS	MIN	0-1 1/0 18:01	DND	0-0 1/-1 14:01	INJ	0-1 1/2 22:26	0-1 1/1 24:17
Dec 21	@ BOS	MIN	0-0 1/-1 23:49	DND	0-0 0/-1 18:10	INJ	0-0 0/2 17:09	0-0 5/2 22:20
Dec 23	Vs PHX	1-0 (W) 5/2 21:25	0-0 3/0 18:47	MIN	0-0 0/0 16:27	INJ	0-0 2/0 22:02	0-1 3/1 23:09
Dec 27	@ TOR	0-0 2/1 20:34	0-1 3/0 20:06	MIN	0-0 1/0 16:20	INJ	1-0 5/-1 18:57	0-0 1/1 23:58
Dec 29	Vs WSH	0-0 0/0 22:17	0-0 2/0 17:41	MIN	0-0 0/0 19:41	INJ	0-0 1/0 20:43	0-1 1/0 24:56
Dec 31	@ WPG	0-0 1/0 16:14	0-0 1/2 20:53	MIN	0-0 0/2 16:00	INJ	0-0 1/1 20:19	0-0 4/-1 23:35
Jan 2	@ MIN	0-0 0/2 19:01	0-0 2/-1 18:09	MIN	0-1 1/0 18:41	INJ	0-0 2/-2 19:30	0-0 3/2 22:54
Jan 4	Vs N.J.	0-0 0/0 15:45	0-0 4/0 22:02	MIN	0-0 0/0 15:55	INJ	0-1 1/0 21:07	0-1 1/0 24:24
Jan 9	Vs FLA	0-0 1/0 22:24	1-0 4/1 19:42	MIN	0-0 1/-1 22:09	INJ	0-1 0/1 22:20	0-0 2/0 25:23
Jan 12	@ WSH	0-0 2/-1 18:17	0-0 2/0 19:52	MIN	0-0 2/0 21:26	INJ	0-0 3/0 18:15	0-1 2/-1 25:59
Jan 14	Vs PHI	0-0 0/1 16:56	0-0 0/1 18:49	MIN	0-0 0/-1 19:35	INJ	0-2 0/1 19:37	0-1 3/1 23:27
Jan 15	@ TOR	0-1 0/-2 18:52	0-0 2/0 18:11	MIN	0-0 2/0 22:31	INJ	0-0 0/2 20:30	0-1 4/2 26:08
Jan 18	Vs CBJ	0-0 0/1 20:07	0-0 2/0 22:28	MIN	0-0 0/2 17:55	INJ	0-0 1/-1 20:21	0-1 4/2 29:19
Jan 21	Vs FLA	DND	0-0 2/0 18:51	MIN	0-0 0/2 15:50	INJ	1-1 3/-1 17:43	0-0 0/-1 23:47
Jan 23	Vs CAR	DND	0-0 0/0 19:15	MIN	0-0 0/0 17:06	INJ	0-1 2/2 21:15	0-0 4/0 23:36
Jan 25	@ CBJ	MIN	0-1 1/1 19:28	0-0 1/1 16:09	0-0 2/0 18:15	INJ	1-0 1/2 20:30	1-2 3/4 21:47
Jan 27	@ PIT	MIN	0-0 0/1 16:32	0-0 1/0 20:12	0-0 0/1 16:16	INJ	0-0 1/3 20:59	0-0 3/1 22:26
Jan 28	Vs WSH	MIN	DND	0-0 3/1 19:58	0-0 4/2 18:33	INJ	0-0 1/1 17:40	1-0 2/1 21:23
Jan 30	@ PHX	MIN	0-0 0/0 22:57	0-0 4/0 17:04	0-0 0/0 20:58	INJ	1-0 3/0 20:10	DND
Feb 1	@ COL	MIN	0-0 1/-1 20:24	0-0 3/0 19:33	0-0 0/-1 16:48	INJ	0-0 6/-2 16:56	0-1 0/-1 22:37
Feb 3	Vs EDM	MIN	0-0 2/-1 22:22	DND	0-1 2/0 18:06	INJ	1-0 2/0 22:01	0-0 10/-2 24:29
Feb 5	Vs PIT	MIN	0-0 1/2 15:43	0-0 2/1 21:25	0-0 0/2 17:47	INJ	0-0 0/-1 16:49	0-0 3/2 23:59
Feb 6	@ OTT	MIN	0-0 0/2 21:41	0-0 1/0 16:27	0-0 0/1 16:30	INJ	0-0 0/-1 21:29	0-1 1/1 24:39
Feb 25	Vs CAR	MIN	0-0 0/1 15:33	MIN	0-0 0/0 22:21	0-0 0/0 9:17	0-0 1/0 17:11	2-0 (W) 2/-1 24:20
Feb 26	Vs BOS	MIN	0-2 1/0 18:17	MIN	0-0 0/1 18:16	0-0 0/1 8:49	0-0 1/0 21:51	0-1 1/2 21:17
Feb 28	Vs S.J.	MIN	0-0 0/0 20:09	MIN	0-1 0/3 17:24	0-0 0/-1 11:57	DND	0-1 0/-2 23:19
Mar 3	@ DAL	MIN	0-1 0/1 18:11	MIN	0-0 0/0 17:38	0-0 1/0 12:14	To STL	0-0 1/2 22:17
Mar 6	@ TB	MIN	0-0 0/0 21:35	MIN	0-0 0/3 18:25	To MIN		0-0 0/-1 20:22
Mar 7	@ FLA	MIN	0-0 1/0 17:48	MIN	0-0 1/0 18:53			0-0 1/0 24:40
Mar 9	Vs CHI	MIN	0-0 2/0 19:10	0-0 2/-1 15:56	0-0 0/0 16:35			0-0 4/-1 25:11
Mar 11	Vs NSH	MIN	0-0 0/-1 19:13	0-0 0/-1 17:15	0-0 1/-1 18:18			0-0 2/-1 23:41
Mar 13	@ CAR	MIN	0-0 1/1 17:40	DND	0-1 1/1 20:55			0-0 3/2 21:36
Mar 15	@ NYI	MIN	0-0 3/2 24:01	0-0 2/0 15:11	0-0 2/2 16:21			0-1 1/-1 25:43
Mar 16	Vs MTL	MIN	0-0 0/0 20:16	0-0 3/-1 18:05	0-0 0/0 18:16			0-0 1/1 25:39
Mar 18	@ CGY	MIN	0-0 2/0 21:47	0-0 1/0 17:21	0-0 0/0 15:41			0-0 0/-1 25:23
Mar 20	@ EDM	MIN	0-1 3/1 18:06	0-0 1/0 18:50	0-0 1/1 16:39			0-0 4/1 21:48
Mar 23	@ VAN	MIN	1-0 1/1 22:24	0-0 1/-1 19:10	0-0 1/1 18:24			0-1 1/-2 22:36
Mar 25	@ MTL	MIN	0-0 2/0 20:09	0-0 1/0 19:17	0-0 0/-1 16:43			0-0 4/0 25:08
Mar 27	@ NSH	MIN	0-0 1/2 23:13	0-0 2/-2 16:57	0-0 1/-1 21:09			0-0 2/1 19:24
Mar 29	Vs TB	MIN	0-0 0/0 20:57	0-0 0/1 15:33	0-0 0/0 17:10			0-1 3/0 26:06
Apr 1	Vs N.J.	MIN	0-0 3/-1 21:55	0-0 2/0 19:44	0-0 1/-1 21:11			0-0 0/0 27:39
Apr 3	@ STL	MIN	0-0 2/0 18:31	0-0 2/0 19:51	0-0 0/0 19:25			0-0 0/-2 22:42
Apr 4	@ DET	MIN	1-0 2/-2 19:56	0-1 3/1 18:11	0-0 1/2 17:30			0-0 2/0 25:57
Apr 6	@ PHI	MIN	0-0 0/0 20:27	0-0 0/2 13:18	1-0 2/0 18:25			0-1 1/-1 25:38
Apr 8	Vs DET	0-1 1/0 16:44	0-0 1/0 22:24	DND	0-1 1/1 19:23			0-0 3/1 24:44
Apr 10	@ NYR	MIN	0-0 2/0 19:23	DND	0-1 2/0 18:08			0-0 0/-1 24:08
Apr 12	@ BOS	MIN	0-0 0/0 22:00	DND	0-1 0/0 22:52			0-0 0/3 15:13
Apr 13	Vs NYI	0-0 0/0 17:14	1-0 3/1 25:41	DND	0-0 0/2 21:02			DND



**PLAYER GAME-BY-GAME**

DATE	OPP.	PORTER #12	MITCHELL #17	OMARK #17	HODGSON #19	TALLINDER #20	STAFFORD #21	LARSSON #22
Oct 2	@ DET	0-0 0/0 9:31			0-0 3/2 23:32	0-0 1/1 16:55	0-0 0/2 19:11	DND
Oct 4	Vs OTT	0-0 1/0 14:36			0-0 1/1 21:16	0-0 1/0 13:33	0-0 2/0 19:35	0-0 0/0 6:55
Oct 5	@ PIT	0-0 1/2 18:37			0-1 1/0 18:46	DND	0-0 2/0 17:18	0-0 1/0 9:09
Oct 8	Vs TB	0-0 0/0 12:59			1-1 6/1 18:21	INJ	0-0 3/0 20:19	DND
Oct 10	Vs CBJ	0-0 0/1 11:16			0-1 2/0 23:21	INJ	0-0 6/1 16:55	0-0 1/1 9:33
Oct 12	@ CHI	DND			0-1 5/1 20:20	INJ	1-0 3/1 17:54	0-0 0/0 7:47
Oct 14	Vs MIN	0-0 0/0 9:59			0-0 3/1 21:20	0-0 1/0 17:24	0-0 2/0 19:47	0-0 0/0 9:03
Oct 15	@ NYI	0-0 0/2 13:25			0-1 0/0 19:52	0-0 1/1 23:34	0-1 5/2 22:41	0-0 2/0 16:09
Oct 17	Vs VAN	0-0 1/1 12:42			0-0 2/0 20:32	0-0 0/2 17:25	0-0 2/1 19:22	0-0 2/2 13:22
Oct 19	Vs COL	DND			1-0 1/0 16:57	0-1 2/1 14:26	0-1 5/0 19:14	0-0 1/0 14:55
Oct 23	Vs BOS	0-0 0/0 8:19			1-0 3/2 17:45	0-0 0/1 17:40	0-0 1/2 17:14	0-0 0/0 14:14
Oct 25	@ FLA	MIN			1-0 4/2 17:49	DND	0-0 0/0 14:08	0-0 0/0 15:52
Oct 26	@ TB	MIN			0-0 0/0 12:10	0-0 0/1 16:50	0-0 2/0 12:55	0-0 1/0 12:39
Oct 28	Vs DAL	MIN			0-1 3/1 20:21	0-0 1/0 17:52	0-0 0/1 6:13	0-0 1/0 13:53
Oct 31	@ NYR	MIN			0-0 3/1 20:57	0-0 0/1 20:40	0-0 1/0 13:28	0-0 0/0 9:06
Nov 2	Vs ANA	MIN			1-1 2/1 17:33	1-0 1/1 20:33	0-0 4/1 13:49	0-1 0/1 13:28
Nov 5	@ S.J.	MIN			0-1 5/1 18:23	1-0 3/1 21:52	1-1 4/1 18:31	0-0 0/1 11:26
Nov 7	@ L.A.	MIN			0-0 0/0 19:13	0-0 1/0 20:37	0-0 0/0 14:47	0-0 0/0 9:56
Nov 8	@ ANA	MIN			0-0 0/0 10:16	0-0 1/1 19:51	0-1 2/0 20:09	0-0 3/1 17:41
Nov 12	Vs L.A.	MIN			2-0 4/1 20:03	0-0 0/1 21:53	0-0 4/1 15:46	DND
Nov 15	Vs TOR	MIN			0-0 1/1 17:07	0-0 1/0 19:22	0-1 4/0 18:23	DND
Nov 16	@ TOR	MIN			0-1 2/0 23:55	0-0 1/1 17:17	0-0 2/0 21:36	DND
Nov 19	Vs STL	MIN			0-0 0/0 18:49	0-1 1/1 20:50	0-0 3/0 18:44	MIN
Nov 21	@ PHI	MIN			0-0 6/2 17:13	0-0 1/1 18:05	0-0 5/2 21:28	MIN
Nov 24	Vs DET	MIN			1-0 1/0 16:26	0-0 1/1 20:32	0-1 3/1 17:55	MIN
Nov 27	Vs MTL	MIN			0-0 3/0 18:01	0-0 1/1 21:13	0-1 1/0 16:49	MIN
Nov 29	Vs TOR	MIN			0-0 3/0 23:47	0-0 1/0 18:41	0-0 1/0 22:22	MIN
Nov 30	@ N.J.	MIN			0-0 1/0 18:37	0-0 0/0 21:10	0-0 1/0 19:39	MIN
Dec 5	Vs NYR	MIN			0-0 5/1 18:19	0-0 0/2 17:05	0-0 1/1 20:21	MIN
Dec 7	@ MTL	MIN			0-1 2/0 18:28	0-1 0/0 19:33	0-0 2/1 19:56	MIN
Dec 10	Vs OTT	MIN			0-0 3/0 19:46	0-0 0/1 21:16	0-0 0/0 16:40	MIN
Dec 12	@ OTT	MIN			DND	0-0 1/2 19:24	0-1 6/1 19:10	MIN
Dec 14	Vs CGY	MIN			DND	0-0 1/0 20:42	0-0 3/1 18:56	MIN
Dec 17	Vs WPG	0-1 0/1 10:18			0-1 5/1 15:34	0-0 0/0 19:55	0-1 0/1 16:10	MIN
Dec 19	Vs BOS	0-0 0/0 10:43			0-0 0/0 4:30	0-0 1/1 20:08	1-0 (W) 2/0 20:20	MIN
Dec 21	@ BOS	0-0 0/0 7:05		0-0 1/1 12:57	DND	0-1 1/1 16:58	0-0 4/1 20:20	MIN
Dec 23	Vs PHX	INJ		DND	DND	0-0 0/1 19:33	0-0 1/0 11:22	0-0 0/0 18:51
Dec 27	@ TOR	INJ		0-0 0/0 9:31	DND	0-0 0/1 23:49	0-0 2/1 17:33	MIN
Dec 29	Vs WSH	INJ		0-0 1/0 12:45	DND	0-0 0/0 21:05	1-0 4/0 20:35	MIN
Dec 31	@ WPG	INJ		0-0 0/0 16:01	DND	DND	0-0 2/0 21:11	MIN
Jan 2	@ MIN	INJ		0-0 0/0 11:34	INJ	INJ	0-0 2/0 3:21	0-0 0/0 11:45
Jan 4	Vs N.J.	INJ		0-1 0/0 8:48	INJ	INJ	DND	0-0 1/0 14:36
Jan 9	Vs FLA	INJ		0-0 0/0 13:37	INJ	INJ	INJ	0-0 1/1 15:54
Jan 12	@ WSH	INJ		0-0 1/1 14:38	0-1 1/0 17:16	INJ	INJ	MIN
Jan 14	Vs PHI	INJ		0-0 0/1 13:45	1-1 4/1 14:50	INJ	INJ	MIN
Jan 15	@ TOR	INJ		DND	1-0 1/1 18:24	INJ	0-0 2/0 19:46	MIN
Jan 18	Vs CBJ	INJ		DND	0-1 1/0 23:05	INJ	1-0 3/1 20:01	MIN
Jan 21	Vs FLA	INJ		0-1 2/2 11:17	0-0 4/2 20:46	0-0 3/1 17:09	2-1 5/0 18:57	MIN
Jan 23	Vs CAR	MIN		DND	1-0 4/2 18:24	0-0 0/1 16:32	0-1 1/2 19:55	MIN
Jan 25	@ CBJ	MIN		DND	1-1 2/2 11:56	0-1 1/0 22:16	0-0 1/0 12:17	MIN
Jan 27	@ PIT	MIN		0-0 2/0 10:25	0-0 1/3 19:08	0-0 1/1 17:38	DND	MIN
Jan 28	Vs WSH	MIN		DND	2-0 4/1 16:54	0-0 0/1 21:46	DND	MIN
Jan 30	@ PHX	MIN		DND	0-0 0/0 18:01	0-0 3/1 16:39	INJ	MIN
Feb 1	@ COL	MIN		DND	0-0 4/2 14:38	0-0 1/3 19:08	INJ	MIN
Feb 3	Vs EDM	MIN		0-0 3/1 16:15	0-1 1/1 19:45	0-0 0/1 18:26	1-0 2/1 20:50	MIN
Feb 5	Vs PIT	MIN		0-0 0/1 14:27	0-0 1/1 15:45	0-0 0/1 19:58	1-0 4/0 18:11	MIN
Feb 6	@ OTT	MIN		DND	0-0 1/1 16:47	0-0 0/1 14:21	1-1 5/2 22:55	MIN
Feb 25	Vs CAR	MIN		MIN	0-0 1/1 12:49	DND	0-2 3/1 19:31	MIN
Feb 26	Vs BOS	MIN		MIN	0-1 3/1 17:20	0-0 0/0 16:46	0-0 6/1 20:10	MIN
Feb 28	Vs S.J.	MIN		MIN	1-0 4/1 18:56	0-0 0/0 17:21	0-0 4/1 20:16	MIN
Mar 3	@ DAL	MIN		MIN	0-0 0/1 15:29	0-0 0/2 22:04	0-1 2/1 18:17	MIN
Mar 6	@ T.B.	MIN	0-0 0/0 13:24	MIN	1-1 6/2 17:57	0-0 1/0 19:23	0-0 1/0 18:09	MIN
Mar 7	@ FLA	MIN	DND	MIN	0-0 4/0 19:47	0-0 1/0 21:07	0-0 5/0 22:11	MIN
Mar 9	Vs CHI	MIN	DND	MIN	0-0 2/1 20:17	0-0 0/0 15:00	1-0 1/0 21:42	MIN
Mar 11	Vs NSH	MIN	DND	MIN	0-1 4/1 19:29	0-0 0/1 16:01	1-0 5/2 23:00	MIN
Mar 13	@ CAR	MIN	DND	MIN	0-0 3/1 19:33	0-0 0/0 21:38	1-0 1/0 18:37	MIN
Mar 15	@ NYI	MIN	DND	MIN	0-0 3/2 20:17	0-0 0/0 17:10	0-1 2/1 19:45	MIN
Mar 16	Vs MTL	MIN	DND	MIN	0-0 2/0 18:09	0-0 1/1 17:57	0-0 5/1 22:24	MIN
Mar 18	@ CGY	MIN	0-0 0/1 12:24	MIN	0-0 3/1 17:09	0-0 0/0 16:41	1-0 1/1 18:43	MIN
Mar 20	@ EDM	MIN	0-0 1/1 18:32	MIN	0-1 1/1 16:38	0-0 0/0 20:44	1-0 7/1 22:19	MIN
Mar 23	@ VAN	MIN	0-0 0/1 17:03	MIN	0-0 3/0 18:55	0-0 0/1 17:50	0-0 3/1 19:06	MIN
Mar 25	@ MTL	MIN	0-0 2/0 15:42	MIN	0-0 2/0 15:09	0-0 1/1 17:39	0-0 0/1 19:57	MIN
Mar 27	@ NSH	MIN	DND	MIN	0-0 3/0 17:38	0-0 0/2 17:34	0-0 3/3 19:46	0-1 2/1 18:00
Mar 29	Vs T.B.	MIN	DND	MIN	1-0 3/1 17:16	0-0 0/1 17:23	0-0 2/1 22:18	0-1 1/1 17:33
Apr 1	Vs N.J.	MIN	DND	MIN	0-1 4/0 20:16	0-0 0/1 15:46	0-2 4/0 22:28	0-0 0/0 15:55
Apr 3	@ STL	MIN	DND	MIN	1-0 1/1 20:09	DND	DND	0-0 2/0 13:54
Apr 4	@ DET	MIN	DND	MIN	0-0 2/1 17:41	DND	DND	0-1 0/0 15:12
Apr 6	@ PHI	MIN	DND	MIN	1-1 4/0 19:34	DND	DND	0-0 1/1 14:00
Apr 8	Vs DET	MIN	0-0 2/1 16:19	MIN	0-2 2/1 12:47	DND	DND	0-0 1/0 15:53
Apr 10	@ NYR	MIN	0-0 0/1 14:21	MIN	0-0 5/0 17:40	0-0 1/0 18:33	1-0 3/1 20:09	MIN
Apr 12	@ BOS	MIN	0-0 1/0 16:49	MIN	1-0 4/0 22:03	0-0 1/1 23:17	0-0 1/2 18:26	MIN
Apr 13	Vs NYI	MIN	1-0 3/1 16:18	MIN	0-0 4/0 18:21	0-1 1/1 24:29	0-0 6/1 22:41	MIN



**PLAYER GAME-BY-GAME**

DATE	OPP.	LEINO #23	KONOPKA #24	GRIGORENKO #25	MOULSON #26	VANEK #26	D'AGOSTINI #27	GIRGENSONS #28
Oct 2	@ DET	0-0 0/0 12:38		0-0 2/1 13:08		0-0 2/-2 22:22		1-0 1/1 11:23
Oct 4	Vs OTT	INJ		0-0 1/0 12:52		0-0 9/-1 20:39		0-0 2/0 12:16
Oct 5	@ PIT	INJ		0-0 2/-1 11:30		1-0 4/0 17:59		0-0 0/-2 15:58
Oct 8	Vs TB	INJ		0-0 0/-1 8:07		0-2 2/-1 18:25		0-0 1/0 13:28
Oct 10	Vs CBJ	INJ		DND		1-0 6/0 20:40		0-0 1/-2 12:12
Oct 12	@ CHI	INJ		0-0 1/0 14:59		0-0 6/0 19:33		0-0 1/0 15:36
Oct 14	Vs MIN	INJ		0-0 0/1 8:57		0-0 1/-1 21:08		0-1 3/1 11:30
Oct 15	@ NYI	INJ		DND		1-0 4/0 19:10		0-0 3/0 4:03
Oct 17	Vs VAN	INJ		0-0 0/-1 6:43		0-0 3/0 17:33		DND
Oct 19	Vs COL	INJ		0-0 0/0 8:31		0-1 2/0 19:26		0-0 0/0 14:40
Oct 23	Vs BOS	INJ		0-0 1/0 11:59		0-1 0/-2 14:49		0-0 2/-1 16:24
Oct 25	@ FLA	INJ		0-0 1/0 16:23		0-1 5/2 16:00		0-0 2/-1 19:16
Oct 26	@ TB	0-1 0/0 9:56		0-0 1/0 13:52		1-0 6/0 14:12		0-1 0/1 13:39
Oct 28	Vs DAL	0-0 0/-1 16:39		0-1 1/2 9:17	2-0 4/1 19:48	DND		0-0 1/0 13:19
Oct 31	@ NYR	0-0 0/0 12:21		0-0 3/0 11:32	0-0 0/-1 19:14	To NYI		0-0 2/0 12:44
Nov 2	Vs ANA	0-0 0/-1 13:14		DND	0-2 2/-1 17:20			0-0 1/1 12:14
Nov 5	@ S.J	0-0 0/0 9:56		DND	0-2 3/-1 17:43			0-2 1/2 13:16
Nov 7	@ LA	0-0 1/0 11:47		DND	0-0 4/0 18:37			0-0 0/0 10:29
Nov 8	@ ANA	DND		2-0 4/0 12:08	0-0 0/0 10:50			0-0 2/0 16:48
Nov 12	Vs LA	0-0 0/-1 9:45		0-0 1/0 9:33	0-2 1/1 19:36			0-0 0/-1 16:16
Nov 15	Vs TOR	0-0 1/1 18:08		DND	0-0 0/-1 16:54			0-0 0/0 12:50
Nov 16	@ TOR	0-0 1/-1 14:31		DND	0-1 2/0 22:05			0-1 2/0 13:25
Nov 19	Vs STL	0-1 3/1 15:46		DND	0-0 4/0 19:37			0-0 0/-1 15:06
Nov 21	@ PHI	0-1 0/0 11:02		0-0 0/0 12:22	0-0 3/2 17:21			0-0 2/-1 15:17
Nov 24	Vs DET	0-0 1/-2 20:19		0-0 1/0 11:04	0-0 0/1 16:24			0-0 3/0 13:24
Nov 27	Vs MTL	0-0 3/0 19:23		0-0 1/0 12:47	1-0 4/0 15:56		DND	0-0 1/0 14:24
Nov 29	Vs TOR	0-2 0/1 18:18		DND	1-0 1/0 21:42		0-0 3/1 15:39	0-1 3/0 13:09
Nov 30	@ N.J	0-0 0/0 21:05		DND	0-0 3/-1 18:09		0-0 1/0 19:38	0-0 2/0 13:52
Dec 5	Vs NYR	0-0 2/-1 19:29		DND	0-0 2/-1 18:37		0-0 3/-1 16:52	0-1 0/1 12:43
Dec 7	@ MTL	0-0 0/-2 13:18		DND	0-0 1/1 18:15		0-0 2/-2 11:16	1-0 1/0 14:22
Dec 10	Vs OTT	DND		MIN	0-0 5/0 21:20		0-0 4/0 14:44	1-0 1/0 17:31
Dec 12	@ OTT	0-0 3/0 17:10		MIN	0-0 2/0 20:43		0-0 4/0 13:48	0-0 1/0 16:51
Dec 14	Vs CGY	0-0 3/-1 16:56		MIN	1-0 2/1 20:26		0-0 3/-1 13:55	0-1 3/1 19:10
Dec 17	Vs WPG	0-0 0/1 17:49		MIN	1-0 (W) 5/0 19:34		0-0 1/0 11:24	0-0 0/0 15:09
Dec 19	Vs BOS	0-1 1/1 21:26		MIN	0-0 2/-2 17:59		0-1 2/2 14:25	0-0 1/1 10:39
Dec 21	@ BOS	0-0 1/-1 16:45		MIN	0-1 6/0 20:42		0-0 1/0 11:36	1-0 5/0 14:22
Dec 23	Vs PHX	DND		MIN	0-1 1/1 23:36		0-0 1/0 16:49	0-1 7/0 22:01
Dec 27	@ TOR	0-0 1/0 12:56		MIN	1-1 4/1 19:12		0-0 2/0 15:55	0-1 3/1 19:21
Dec 29	Vs WSH	0-0 0/0 13:30		MIN	0-0 3/0 17:03		0-0 2/0 14:17	0-0 1/0 17:27
Dec 31	@ WPG	0-0 0/0 2:13		MIN	0-0 3/3 19:20		0-0 3/0 15:03	0-0 3/3 13:53
Jan 2	@ MIN	DND		MIN	0-0 2/-3 18:07		0-0 0/0 15:37	0-0 1/3 17:20
Jan 4	Vs N.J	DND	0-0 1/0 11:37	MIN	1-0 3/0 18:07		1-0 (W) 3/0 16:05	0-0 1/0 17:14
Jan 9	Vs FLA	DND	0-0 0/-1 9:59	DND	0-0 2/0 18:43		0-1 1/1 18:42	0-0 3/0 18:00
Jan 12	@ WSH	0-0 1/-1 15:49	0-0 0/0 11:55	MIN	0-0 3/0 19:23		0-0 3/0 17:24	0-0 0/0 15:51
Jan 14	Vs PHI	0-0 0/0 13:28	0-0 0/0 12:05	MIN	0-1 3/0 17:36		1-1 2/1 13:30	0-0 1/1 15:33
Jan 15	@ TOR	0-0 0/-1 15:44	0-0 1/1 10:20	MIN	1-0 1/0 19:36		0-0 0/0 2:19	0-0 6/-1 20:45
Jan 18	Vs CBJ	0-0 0/0 13:36	0-0 0/0 6:20	MIN	0-1 3/2 22:59		DND	0-0 2/-1 14:37
Jan 21	Vs FLA	0-1 1/0 14:31	DND	MIN	0-0 2/0 20:37		INJ	0-0 1/1 15:08
Jan 23	Vs CAR	0-0 2/0 11:00	0-1 1/0 10:13	MIN	0-0 0/-2 15:57		INJ	0-0 2/-1 15:20
Jan 25	@ CBJ	0-1 0/0 6:23	0-0 0/0 8:44	MIN	0-0 1/0 18:21		INJ	0-0 0/3 15:58
Jan 27	@ PIT	0-0 1/2 19:10	0-0 0/0 9:19	MIN	0-0 4/-1 19:42		INJ	0-0 0/0 14:33
Jan 28	Vs WSH	0-0 0/1 16:18	0-0 0/-1 8:04	MIN	0-2 2/0 18:50		INJ	0-0 1/1 17:16
Jan 30	@ PHX	0-1 1/0 16:41	0-0 0/0 9:50	MIN	0-1 4/0 16:11		0-0 1/0 15:03	1-1 (W) 4/1 17:15
Feb 1	@ COL	0-0 0/-2 13:00	0-0 1/-1 6:56	MIN	DND		1-0 2/0 15:52	0-0 2/0 16:56
Feb 3	Vs EDM	DND	DND	MIN	INJ		0-0 2/-1 18:46	0-1 1/1 13:12
Feb 5	Vs PIT	DND	DND	MIN	INJ		0-0 3/-1 14:59	0-0 1/-2 14:08
Feb 6	@ OTT	0-1 1/1 19:10	0-0 1/-1 7:38	MIN	INJ		0-0 4/-1 15:38	0-0 0/-1 16:17
Feb 25	Vs CAR	0-0 0/0 12:53	DND	MIN	0-1 2/-1 16:56		0-0 3/-1 13:29	0-0 0/1 15:27
Feb 26	Vs BOS	0-2 0/2 17:46	DND	MIN	1-0 3/1 20:53		1-0 (W) 3/-1 16:57	1-1 2/2 14:09
Feb 28	Vs S.J	0-0 0/-1 15:38	0-0 0/0 7:16	MIN	1-0 (W) 2/0 17:14		0-1 1/1 17:44	0-1 2/1 16:48
Mar 3	@ DAL	0-0 0/0 6:38	DND	MIN	0-2 1/2 17:11		0-0 2/-1 14:24	0-0 2/0 14:29
Mar 6	@ TB	0-0 1/0 18:00	DND	MIN	To MIN		0-0 1/0 15:44	0-0 0/1 6:53
Mar 7	@ FLA	0-0 1/0 14:49	0-0 0/0 9:10	MIN			0-0 3/0 19:26	DND
Mar 9	Vs CHI	0-0 0/0 12:52	0-0 0/0 9:33	MIN			0-0 0/-1 18:24	DND
Mar 11	Vs NSH	0-0 0/0 15:08	0-0 0/-1 6:58	MIN			0-0 1/0 17:10	DND
Mar 13	@ CAR	0-0 0/-2 9:49	0-0 0/0 7:55	MIN			0-0 1/-1 19:40	DND
Mar 15	@ NYI	0-0 2/-1 15:46	0-0 0/0 7:59	MIN			0-0 4/-1 18:29	DND
Mar 16	Vs MTL	0-0 1/-1 12:45	0-0 0/0 8:22	MIN			0-0 3/-1 15:04	DND
Mar 18	@ CGY	0-0 1/-1 8:24	DND	MIN			0-0 0/-2 16:28	DND
Mar 20	@ EDM	DND	0-0 1/0 5:55	MIN			0-0 0/0 14:45	DND
Mar 23	@ VAN	DND	0-0 0/-1 9:03	MIN			0-1 0/-1 13:57	DND
Mar 25	@ MTL	0-0 1/0 12:01	DND	MIN			0-0 4/0 13:34	DND
Mar 27	@ NSH	0-0 0/0 0:58	DND	MIN			0-0 5/0 16:52	DND
Mar 29	Vs TB	DND	DND	MIN			1-0 2/1 16:10	0-0 5/1 15:05
Apr 1	Vs N.J	0-1 0/1 14:55	DND	MIN			0-0 1/0 17:44	0-0 1/0 19:48
Apr 3	@ STL	0-1 0/-1 22:47	DND	MIN			0-0 0/0 17:57	0-0 2/-1 20:40
Apr 4	@ DET	0-1 1/0 18:38	DND	MIN			0-0 1/1 14:08	0-0 2/-1 16:09
Apr 6	@ PHI	0-0 0/-2 17:07	DND	MIN			0-1 2/0 13:14	0-0 1/0 15:22
Apr 8	Vs DET	DND	DND	MIN			0-0 3/-1 14:25	2-0 4/0 18:11
Apr 10	@ NYR	0-0 0/0 11:04	DND	MIN			0-0 4/0 16:48	0-0 1/0 20:02
Apr 12	@ BOS	DND	DND	MIN			0-0 2/-2 14:04	0-0 2/0 23:00
Apr 13	Vs NYI	0-0 2/0 18:03	0-0 0/1 8:58	MIN			DND	0-0 3/0 20:14



**PLAYER GAME-BY-GAME**

DATE	OPP.	McCABE #29	SCOTT #32	KALETA #36	ELLIS #37	DESLAURIERS #44	McNABB #44	SULZER #52
Oct 2	@ DET	MIN	DND	0-0 0/0 8:04	MIN	MIN	MIN	MIN
Oct 4	Vs OTT	MIN	0-0 0/0 4:56	0-0 0/0 9:20	MIN	MIN	MIN	MIN
Oct 5	@ PIT	MIN	DND	0-0 0/0 8:45	MIN	MIN	MIN	DND
Oct 8	Vs T.B	MIN	0-0 0/-1 4:22	0-0 0/-1 8:14	MIN	MIN	MIN	DND
Oct 10	Vs CBJ	MIN	DND	0-0 0/0 7:20	MIN	MIN	MIN	DND
Oct 12	@ CHI	MIN	0-0 0/0 3:58	SUS	MIN	MIN	MIN	0-0 0/0 19:20
Oct 14	Vs MIN	MIN	DND	SUS	MIN	MIN	MIN	MIN
Oct 15	@ NYI	MIN	0-0 0/-2 4:39	SUS	MIN	MIN	MIN	MIN
Oct 17	Vs VAN	MIN	0-0 1/0 5:29	SUS	MIN	MIN	MIN	MIN
Oct 19	Vs COL	MIN	0-0 0/0 6:03	SUS	MIN	MIN	MIN	MIN
Oct 23	Vs BOS	MIN	0-0 0/0 5:15	SUS	MIN	MIN	MIN	MIN
Oct 25	@ FLA	MIN	SUS	SUS	MIN	MIN	MIN	MIN
Oct 26	@ T.B	MIN	SUS	SUS	MIN	MIN	MIN	MIN
Oct 28	Vs DAL	MIN	SUS	SUS	MIN	MIN	MIN	MIN
Oct 31	@ NYR	MIN	SUS	SUS	MIN	MIN	MIN	MIN
Nov 2	Vs ANA	MIN	SUS	MIN	MIN	MIN	MIN	MIN
Nov 5	@ S.J	MIN	SUS	MIN	MIN	MIN	MIN	MIN
Nov 7	@ L.A	MIN	SUS	MIN	MIN	MIN	MIN	MIN
Nov 8	@ ANA	MIN	DND	MIN	MIN	MIN	MIN	MIN
Nov 12	Vs L.A	MIN	DND	MIN	MIN	MIN	MIN	MIN
Nov 15	Vs TOR	MIN	0-0 0/0 7:31	MIN	MIN	MIN	MIN	MIN
Nov 16	@ TOR	MIN	0-0 0/0 6:38	MIN	MIN	MIN	MIN	MIN
Nov 19	Vs STL	MIN	0-0 0/-2 5:16	MIN	MIN	MIN	MIN	MIN
Nov 21	@ PHI	MIN	0-0 1/0 5:52	MIN	MIN	MIN	0-0 0/0 18:42	MIN
Nov 24	Vs DET	MIN	DND	MIN	MIN	MIN	0-0 0/1 16:35	0-0 1/0 18:11
Nov 27	Vs MTL	MIN	0-0 0/0 7:12	MIN	MIN	MIN	0-0 1/-1 15:07	0-0 0/0 21:10
Nov 29	Vs TOR	MIN	0-0 0/-1 7:07	MIN	MIN	MIN	MIN	DND
Nov 30	@ N.J	MIN	0-0 0/0 6:12	MIN	MIN	MIN	DND	0-0 2/0 17:20
Dec 5	Vs NYR	MIN	0-0 0/0 5:14	MIN	MIN	MIN	MIN	0-0 1/0 19:54
Dec 7	@ MTL	MIN	DND	MIN	MIN	MIN	DND	INJ
Dec 10	Vs OTT	MIN	0-0 0/0 5:16	MIN	MIN	MIN	0-0 0/0 15:48	INJ
Dec 12	@ OTT	MIN	0-0 1/-2 2:42	MIN	MIN	MIN	DND	INJ
Dec 14	Vs CGY	MIN	0-0 0/0 1:30	MIN	0-0 2/0 8:43	MIN	0-0 2/0 14:47	INJ
Dec 17	Vs WPG	MIN	DND	MIN	1-0 3/1 9:27	MIN	MIN	MIN
Dec 19	Vs BOS	MIN	DND	MIN	0-0 3/0 8:56	MIN	MIN	0-0 3/0 18:01
Dec 21	@ BOS	MIN	DND	MIN	0-0 3/-1 9:10	MIN	MIN	0-1 0/2 19:54
Dec 23	Vs PHX	MIN	0-0 0/0 8:50	MIN	0-0 1/0 14:48	MIN	MIN	0-0 0/-1 16:56
Dec 27	@ TOR	MIN	1-0 3/0 12:39	MIN	0-1 1/0 14:54	MIN	MIN	DND
Dec 29	Vs WSH	MIN	0-0 0/0 8:43	MIN	0-0 0/0 10:24	MIN	MIN	DND
Dec 31	@ WPG	MIN	0-0 0/0 10:13	MIN	0-0 1/0 13:03	MIN	MIN	DND
Jan 2	@ MIN	MIN	0-0 0/0 10:59	MIN	0-1 0/1 13:16	MIN	MIN	0-0 1/0 16:43
Jan 4	Vs N.J	MIN	0-0 0/0 7:32	MIN	0-0 0/0 11:16	MIN	DND	0-0 0/1 16:40
Jan 9	Vs FLA	MIN	0-0 0/0 6:25	MIN	0-0 2/-1 8:22	MIN	0-0 0/0 18:36	DND
Jan 12	@ WSH	MIN	DND	MIN	0-0 0/0 11:28	MIN	0-0 2/1 18:03	0-0 0/-1 22:50
Jan 14	Vs PHI	MIN	DND	MIN	0-0 0/0 8:53	MIN	0-0 1/0 18:13	0-0 5/0 22:08
Jan 15	@ TOR	MIN	0-0 1/1 7:20	MIN	1-0 2/0 13:22	MIN	0-0 1/1 19:58	0-0 0/-1 19:20
Jan 18	Vs CBJ	MIN	0-0 0/0 4:00	MIN	0-0 2/0 9:57	MIN	0-0 0/1 17:13	DND
Jan 21	Vs FLA	MIN	0-0 0/0 2:50	MIN	0-0 1/0 5:29	MIN	0-0 0/1 17:56	DND
Jan 23	Vs CAR	MIN	DND	MIN	0-0 1/0 8:50	MIN	0-0 3/-1 15:46	DND
Jan 25	@ CBJ	MIN	DND	MIN	1-0 3/1 11:02	MIN	MIN	0-0 1/0 18:26
Jan 27	@ PIT	MIN	DND	MIN	0-0 1/0 8:43	MIN	MIN	DND
Jan 28	Vs WSH	MIN	0-0 1/-1 6:18	MIN	0-0 0/-1 8:19	MIN	MIN	DND
Jan 30	@ PHX	MIN	DND	MIN	0-0 1/0 5:44	MIN	MIN	0-0 0/1 18:24
Feb 1	@ COL	MIN	0-0 1/-1 6:55	MIN	0-0 1/0 5:44	MIN	MIN	0-1 2/1 21:38
Feb 3	Vs EDM	MIN	0-0 0/0 2:55	MIN	0-0 3/-1 5:07	MIN	MIN	DND
Feb 5	Vs PIT	MIN	0-0 1/0 10:05	MIN	0-0 1/0 11:58	MIN	MIN	0-0 1/-1 18:45
Feb 6	@ OTT	MIN	0-0 0/1 5:06	MIN	0-0 2/-1 7:33	MIN	MIN	0-0 1/-2 19:38
Feb 25	Vs CAR	MIN	0-0 0/1 11:01	MIN	0-0 0/0 9:03	MIN	MIN	0-0 1/1 19:47
Feb 26	Vs BOS	MIN	0-0 0/0 7:16	MIN	0-0 1/0 5:28	MIN	MIN	0-0 0/0 21:45
Feb 28	Vs S.J	MIN	0-0 0/0 5:53	MIN	0-0 2/1 11:59	MIN	MIN	0-0 2/1 19:01
Mar 3	@ DAL	MIN	0-0 0/0 15:08	MIN	0-0 1/0 7:03	MIN	MIN	0-0 0/-2 21:11
Mar 6	@ T.B	MIN	0-0 1/0 4:26	MIN	0-0 3/0 10:30	MIN	To LAK	DND
Mar 7	@ FLA	MIN	0-0 0/0 7:40	MIN	0-0 1/0 13:42	0-0 4/0 15:08	MIN	0-0 0/0 18:36
Mar 9	Vs CHI	MIN	0-0 0/0 4:55	MIN	0-0 0/0 6:44	0-0 1/0 12:13	MIN	0-0 0/0 6:07
Mar 11	Vs NSH	MIN	0-0 0/-1 3:23	MIN	0-0 1/-1 5:33	0-0 3/0 15:59	MIN	DND
Mar 13	@ CAR	MIN	0-0 0/1 11:49	MIN	0-0 1/0 9:09	0-0 3/-2 14:14	MIN	DND
Mar 15	@ NYI	MIN	0-0 0/0 6:18	MIN	0-0 0/0 9:03	0-0 3/1 12:00	MIN	0-0 0/0 1:23
Mar 16	Vs MTL	MIN	0-0 0/0 5:51	MIN	0-0 2/0 5:55	0-0 2/-1 13:19	MIN	DND
Mar 18	@ CGY	MIN	0-0 0/-1 6:28	MIN	0-0 1/-1 7:11	0-0 2/-1 17:08	MIN	DND
Mar 20	@ EDM	MIN	0-0 1/0 5:35	MIN	0-0 0/0 8:41	0-0 1/0 8:37	MIN	DND
Mar 23	@ VAN	MIN	0-0 1/-1 8:56	MIN	0-0 0/-1 11:01	0-0 1/-1 12:25	MIN	DND
Mar 25	@ MTL	MIN	0-0 1/0 8:23	MIN	0-0 2/0 10:16	0-0 0/0 12:23	MIN	DND
Mar 27	@ NSH	MIN	0-0 0/0 10:38	MIN	0-0 3/0 9:01	0-0 4/0 16:30	MIN	DND
Mar 29	Vs T.B	MIN	0-0 0/0 3:51	MIN	0-0 1/0 7:21	0-0 0/1 7:48	MIN	DND
Apr 1	Vs N.J	MIN	0-0 1/0 4:58	MIN	0-0 0/0 5:00	DND	MIN	DND
Apr 3	@ STL	0-0 0/0 16:20	0-0 0/-1 8:11	MIN	0-0 2/-1 10:47	0-0 0/-1 12:02	MIN	DND
Apr 4	@ DET	0-0 0/1 15:33	0-0 0/0 6:50	MIN	0-0 2/0 8:48	1-0 1/0 13:16	MIN	DND
Apr 6	@ PHI	0-0 1/3 15:31	0-0 1/-1 9:58	MIN	0-0 0/0 10:54	0-0 1/1 14:02	MIN	DND
Apr 8	Vs DET	0-0 0/-2 13:59	DND	MIN	0-0 1/0 9:46	0-0 2/0 13:39	MIN	DND
Apr 10	@ NYR	0-0 0/0 15:59	DND	MIN	0-0 3/0 9:26	MIN	MIN	DND
Apr 12	@ BOS	0-0 0/0 12:43	0-0 0/0 6:03	MIN	0-0 6/0 12:06	MIN	MIN	DND
Apr 13	Vs NYI	0-1 0/1 16:25	0-0 0/1 8:43	MIN	1-0 3/2 8:39	0-0 2/-1 12:42	MIN	DND



**PLAYER GAME-BY-GAME**

DATE	OPP.	RISTOLAINEN #55	MYERS #57	ZADOROV #61	ENNIS #63	FLYNN #65	ADAM #72	TROPP #78
Oct 2	@ DET	0-0 3/-1 16:44	0-0 0/-1 23:11	MIN	0-0 0/0 19:30	0-1 0/1 12:01	MIN	MIN
Oct 4	Vs OTT	0-0 2/0 18:40	0-0 2/0 18:40	MIN	0-0 4/-1 18:36	0-0 5/0 13:59	MIN	MIN
Oct 5	@ PIT	0-0 1/-1 18:06	0-0 1/-1 20:37	MIN	0-0 1/0 14:52	0-0 1/2 19:36	MIN	MIN
Oct 8	Vs TB	0-0 0/0 16:35	0-0 0/-1 22:57	MIN	0-0 2/0 24:27	0-0 1/0 15:15	MIN	MIN
Oct 10	Vs CBJ	0-0 1/0 19:20	0-0 1/-3 18:28	MIN	0-0 2/-1 13:55	0-0 1/2 13:21	MIN	MIN
Oct 12	@ CHI	0-0 0/-1 11:18	0-0 2/0 24:37	MIN	0-0 2/-1 16:22	0-0 0/-1 15:12	MIN	MIN
Oct 14	Vs MIN	DND	0-0 0/1 21:50	MIN	0-0 1/0 18:11	1-0 3/1 14:37	MIN	MIN
Oct 15	@ NYI	0-0 2/0 14:59	0-1 2/0 27:55	MIN	1-0 1/2 20:19	0-0 2/0 15:09	MIN	MIN
Oct 17	Vs VAN	0-0 2/-1 19:17	0-0 1/-1 19:26	MIN	0-0 3/0 19:08	0-0 2/-1 13:30	MIN	MIN
Oct 19	Vs COL	MIN	0-1 2/1 19:08	0-0 0/0 11:01	0-0 5/-1 21:18	0-0 2/0 18:38	MIN	MIN
Oct 23	Vs BOS	DND	0-0 1/0 19:29	1-0 1/-1 17:44	0-0 1/2 16:53	0-0 2/0 15:02	MIN	MIN
Oct 25	@ FLA	1-0 2/1 15:20	0-0 1/0 21:52	0-0 1/0 20:03	0-0 0/0 18:55	0-0 0/0 16:06	MIN	MIN
Oct 26	@ TB	0-0 3/-1 14:25	0-0 0/0 20:45	0-0 0/0 16:50	0-0 1/0 14:27	1-0 1/0 16:54	MIN	MIN
Oct 28	Vs DAL	0-0 3/0 17:47	0-1 1/-1 20:59	0-0 0/-1 17:16	0-2 0/1 19:15	0-0 0/0 15:43	MIN	MIN
Oct 31	@ NYR	0-0 0/0 13:53	0-0 3/-1 21:53	DND	0-0 3/-1 20:03	0-0 4/0 13:54	MIN	MIN
Nov 2	Vs ANA	0-0 0/-1 20:18	1-0 1/0 17:04	0-0 0/-1 17:03	0-0 1/-1 17:46	0-0 0/1 13:17	MIN	0-0 2/-3 13:39
Nov 5	@ SJ	0-0 1/0 17:29	0-0 1/1 21:36	DND	1-1 3/-1 18:57	0-0 1/0 14:31	MIN	0-0 1/-1 12:29
Nov 7	@ LA	0-0 1/0 21:08	0-0 3/0 18:05	DND	0-0 1/0 19:37	0-0 1/0 11:21	MIN	0-0 3/0 10:56
Nov 8	@ ANA	0-0 2/0 19:35	0-0 2/-1 19:21	0-0 2/-1 20:15	0-0 1/0 10:50	0-0 1/0 17:20	MIN	0-1 1/-2 12:08
Nov 12	Vs LA	0-0 0/0 16:43	0-0 0/-1 23:20	DND	0-1 2/-1 12:50	0-0 0/-1 17:24	MIN	0-0 0/0 11:44
Nov 15	Vs TOR	0-0 0/0 17:12	0-1 2/0 20:05	DND	0-0 4/1 17:49	0-0 0/0 14:31	MIN	0-0 0/0 8:42
Nov 16	@ TOR	0-0 2/1 18:27	0-0 4/-1 20:20	DND	1-0 6/-1 17:44	0-0 2/0 13:11	MIN	0-0 0/0 8:53
Nov 19	Vs STL	MIN	0-0 2/1 19:06	MIN	1-0 3/1 14:44	0-0 1/-1 15:36	MIN	0-0 0/-2 8:31
Nov 21	@ PHI	MIN	1-0 3/-1 22:11	MIN	0-1 1/1 17:29	DND	0-0 1/0 11:50	DND
Nov 24	Vs DET	MIN	0-0 2/-2 24:02	MIN	0-0 1/2 18:48	0-0 2/0 11:58	0-0 1/0 12:58	0-0 0/0 7:22
Nov 27	Vs MTL	MIN	0-0 2/1 21:32	MIN	0-0 1/0 19:14	0-0 0/0 9:57	0-0 2/0 11:44	DND
Nov 29	Vs TOR	MIN	0-2 3/0 24:10	MIN	0-0 0/0 13:48	0-0 1/-1 8:20	1-0 3/0 10:56	To CBJ
Nov 30	@ NJ	MIN	0-0 1/0 22:56	MIN	0-0 2/0 17:42	0-0 0/0 8:39	0-0 0/0 12:45	
Dec 5	Vs NYR	MIN	0-0 2/-1 20:26	MIN	1-0 2/1 16:32	DND	0-0 0/1 13:15	
Dec 7	@ MTL	MIN	0-0 1/0 20:19	MIN	1-1 1/1 15:46	0-0 2/0 10:50	0-0 2/-1 14:01	
Dec 10	Vs OTT	MIN	0-0 3/-1 22:23	MIN	0-0 4/0 21:55	0-0 0/0 8:11	0-0 2/0 14:34	
Dec 12	@ OTT	MIN	0-0 1/-1 22:39	MIN	1-0 7/0 21:43	0-0 1/-1 7:53	0-0 2/0 13:24	
Dec 14	Vs CGY	MIN	0-0 1/0 23:48	MIN	0-0 3/1 19:38	0-0 2/0 15:53	DND	
Dec 17	Vs WPG	MIN	0-1 0/0 21:06	MIN	0-1 0/0 19:53	0-1 1/1 10:11	MIN	
Dec 19	Vs BOS	MIN	1-0 3/1 22:04	MIN	0-0 0/2 14:23	1-1 2/3 15:25	MIN	
Dec 21	@ BOS	MIN	0-0 0/0 20:24	MIN	0-0 6/0 18:59	0-0 0/0 14:02	MIN	
Dec 23	Vs PHX	MIN	0-0 2/0 25:03	MIN	1-0 5/1 21:58	0-0 1/0 19:27	MIN	
Dec 27	@ TOR	MIN	0-1 5/-1 25:19	MIN	0-0 1/1 19:37	0-0 0/-1 14:54	MIN	
Dec 29	Vs WSH	MIN	0-0 0/0 24:46	MIN	0-0 2/-1 18:44	0-0 0/1 19:41	MIN	
Dec 31	@ WPG	MIN	0-0 1/-1 21:44	MIN	0-0 3/3 20:31	0-0 2/0 12:48	MIN	
Jan 2	@ MIN	MIN	1-0 2/0 23:47	MIN	0-0 2/-2 19:21	0-0 0/1 14:51	MIN	
Jan 4	Vs NJ	MIN	0-0 3/0 23:33	MIN	0-1 3/0 19:19	0-0 1/0 12:12	MIN	
Jan 9	Vs FLA	MIN	SUS	MIN	0-0 1/0 20:28	0-0 3/0 14:33	MIN	
Jan 12	@ WSH	MIN	SUS	MIN	1-0 3/0 20:04	0-0 1/-1 14:03	MIN	
Jan 14	Vs PHI	MIN	SUS	MIN	1-0 2/0 17:56	0-0 2/0 13:10	MIN	
Jan 15	@ TOR	MIN	0-1 3/1 26:02	MIN	0-1 4/0 20:23	0-0 1/0 17:00	MIN	
Jan 18	Vs CBJ	MIN	2-0 2/-1 22:16	MIN	0-2 7/2 25:13	0-0 1/-1 14:20	MIN	
Jan 21	Vs FLA	MIN	0-0 0/-1 24:03	MIN	0-1 4/0 23:03	0-0 3/-1 15:19	MIN	
Jan 23	Vs CAR	MIN	0-0 2/-2 21:28	MIN	1-0 3/1 16:11	1-0 4/1 14:45	MIN	
Jan 25	@ CBJ	MIN	0-0 0/0 23:14	MIN	0-0 2/0 18:53	0-0 0/-1 18:31	MIN	
Jan 27	@ PIT	MIN	0-0 2/-2 24:07	MIN	0-0 1/-1 19:49	0-0 3/0 13:26	MIN	
Jan 28	Vs WSH	MIN	0-0 0/2 22:10	MIN	0-2 1/0 17:36	0-1 1/0 16:41	MIN	
Jan 30	@ PHX	MIN	0-0 3/0 20:39	MIN	1-0 1/0 17:14	0-0 1/1 9:24	MIN	
Feb 1	@ COL	MIN	0-0 0/4 21:37	MIN	0-1 3/0 17:13	0-0 2/0 16:05	MIN	
Feb 3	Vs EDM	MIN	0-1 3/0 14:15	MIN	0-0 6/-2 21:44	0-0 2/0 14:26	MIN	
Feb 5	Vs PIT	MIN	DND	MIN	0-1 3/0 17:52	0-0 2/-2 15:30	MIN	
Feb 6	@ OTT	MIN	DND	MIN	1-0 9/2 22:34	0-0 5/-1 13:59	MIN	
Feb 25	Vs CAR	MIN	0-0 2/0 23:08	MIN	1-0 2/0 14:02	0-0 1/1 14:56	MIN	
Feb 26	Vs BOS	MIN	1-0 1/0 20:33	MIN	DND	1-1 2/2 14:04	MIN	
Feb 28	Vs SJ	MIN	1-2 2/3 20:37	MIN	DND	1-0 1/1 16:03	MIN	
Mar 3	@ DAL	MIN	0-0 2/-1 23:41	MIN	2-0 5/1 17:38	0-0 2/0 14:15	MIN	
Mar 6	@ TB	MIN	1-1 3/2 20:58	MIN	0-0 1/-1 17:45	0-0 1/1 16:13	MIN	
Mar 7	@ FLA	MIN	0-0 0/0 23:28	MIN	0-0 2/0 19:07	0-0 0/0 17:58	0-0 1/0 12:18	
Mar 9	Vs CHI	MIN	0-0 2/0 24:08	MIN	0-1 2/0 20:12	0-0 1/0 14:45	MIN	
Mar 11	Vs NSH	MIN	0-0 2/-1 23:23	MIN	0-1 3/2 24:17	0-0 1/0 14:07	MIN	
Mar 13	@ CAR	MIN	0-0 1/3 23:35	MIN	1-0 4/1 17:26	0-0 2/-1 18:05	MIN	
Mar 15	@ NYI	0-0 4/-1 18:24	DND	MIN	1-0 2/-1 21:08	0-0 1/1 14:28	MIN	
Mar 16	Vs MTL	0-0 1/-1 20:28	DND	MIN	0-0 5/-1 21:42	0-0 1/0 17:20	MIN	
Mar 18	@ CGY	0-0 1/-2 21:01	DND	MIN	0-0 1/1 21:15	0-0 1/0 16:42	MIN	
Mar 20	@ EDM	0-0 4/1 21:54	DND	MIN	0-1 4/1 19:29	0-0 1/0 14:22	MIN	
Mar 23	@ VAN	0-0 2/-2 18:34	DND	MIN	1-0 1/1 19:19	0-1 1/-1 13:49	MIN	
Mar 25	@ MTL	MIN	0-0 1/0 19:28	MIN	0-0 2/-1 16:56	0-0 0/0 16:40	MIN	
Mar 27	@ NSH	1-0 1/0 19:33	DND	MIN	0-0 3/-3 19:42	0-1 0/-1 16:15	MIN	
Mar 29	Vs TB	0-1 1/0 24:45	DND	MIN	0-0 4/-1 20:57	0-0 2/1 17:22	MIN	
Apr 1	Vs NJ	0-0 1/1 20:26	DND	MIN	2-0 4/0 23:22	0-0 1/0 17:47	MIN	
Apr 3	@ STL	0-0 2/-1 22:27	DND	MIN	0-1 7/0 20:47	0-0 5/-1 17:39	MIN	
Apr 4	@ DET	0-0 0/0 22:53	DND	MIN	0-0 2/0 20:39	0-0 1/1 10:51	0-0 1/1 12:47	
Apr 6	@ PHI	0-0 2/0 24:50	DND	MIN	0-1 2/-2 19:30	0-0 0/-1 12:35	0-0 1/1 13:28	
Apr 8	Vs DET	0-0 2/-2 21:41	DND	MIN	0-0 2/-2 17:35	0-0 0/0 9:44	MIN	
Apr 10	@ NYR	0-0 0/-1 20:59	DND	MIN	0-1 1/-1 18:12	0-0 0/0 13:37	MIN	
Apr 12	@ BOS	0-0 3/-2 21:29	DND	MIN	0-0 3/-2 19:33	0-0 1/0 6:57	MIN	
Apr 13	Vs NYI	0-1 3/-1 23:18	DND	MIN	0-0 7/-1 19:36	DND	MIN	



**PLAYER GAME-BY-GAME**

DATE	OPP.	STEWART #80	FOLIGNO #82	VARONE #84	CONACHER #88	ENROTH #1	MILLER #30	HACKETT #31
Oct 2	@ DET		INJ	MIN		DNP	2/34L 59	MIN
Oct 4	Vs OTT		INJ	MIN		DNP	1/46L 59	MIN
Oct 5	@ PIT		INJ	MIN		3/34L 60	DND	DNP
Oct 8	Vs TB		0-0 1/0 20:21	MIN		3/34O 62	DNP	MIN
Oct 10	Vs CBJ		0-0 1/-1 14:56	MIN		DNP	4/33L 60	MIN
Oct 12	@ CHI		0-0 0/0 15:54	MIN		DNP	2/40L 59	MIN
Oct 14	Vs MIN		0-0 1/0 15:44	MIN		2/20L 59	DNP	MIN
Oct 15	@ NYI		1-0 3/2 18:11	MIN		DNP	3/44W 65	MIN
Oct 17	Vs VAN		0-0 1/-1 17:05	MIN		DNP	3/34L 60	MIN
Oct 19	Vs COL		1-0 3/-1 17:23	MIN		DNP	4/26L 57	MIN
Oct 23	Vs BOS		0-2 1/0 15:33	MIN		DNP	5/34L 60	MIN
Oct 25	@ FLA		0-1 1/1 16:31	MIN		1/45W 60	DNP	MIN
Oct 26	@ TB		0-1 0/0 17:56	MIN		DNP	3/39L 59	MIN
Oct 28	Vs DAL		0-0 0/-1 16:23	MIN		DNP	4/29L 59	MIN
Oct 31	@ NYR		0-0 1/0 16:22	MIN		DNP	2/46L 58	MIN
Nov 2	Vs ANA		0-0 0/-3 14:50	MIN		6/29L 60	DNP	MIN
Nov 5	@ S.J		0-0 5/-2 13:22	MIN		DNP	4/51W 65	MIN
Nov 7	@ LA		0-0 0/0 13:52	MIN		2/28L 58	DNP	MIN
Nov 8	@ ANA		0-0 0/-2 18:33	MIN		0/12 20	6/34L 40	MIN
Nov 12	Vs LA		0-0 0/-1 14:01	MIN		DNP	2/45W 65	MIN
Nov 15	Vs TOR		1-0 (W) 2/1 12:53	MIN		DNP	1/33W 60	MIN
Nov 16	@ TOR		0-1 2/0 10:37	MIN		4/22L 59	DNP	MIN
Nov 19	Vs STL		0-0 2/-1 13:00	MIN		DNP	4/31L 60	MIN
Nov 21	@ PHI		0-0 0/0 10:02	MIN		DNP	3/45L 59	MIN
Nov 24	Vs DET		0-0 1/0 7:33	MIN		DNP	2/33L 59	MIN
Nov 27	Vs MTL		0-0 1/0 8:29	MIN		DNP	3/31L 58	MIN
Nov 29	Vs TOR		0-0 1/-1 10:38	MIN		DNP	2/24W 61	MIN
Nov 30	@ N.J		0-0 0/0 11:31	MIN		1/24O 64	DNP	MIN
Dec 5	Vs NYR		0-0 1/0 11:53	MIN		DNP	3/31L 58	MIN
Dec 7	@ MTL		0-0 1/1 15:21	MIN		3/19L 59	DNP	MIN
Dec 10	Vs OTT		0-0 2/0 17:43	MIN		DNP	1/36W 65	MIN
Dec 12	@ OTT		0-0 0/0 16:48	MIN		DNP	2/32L 59	MIN
Dec 14	Vs CGY		0-0 0/-1 10:33	MIN		2/26O 61	DNP	MIN
Dec 17	Vs WPG		1-0 3/-1 16:46	MIN		DNP	2/27W 60	MIN
Dec 19	Vs BOS		1-1 2/2 16:20	MIN		DNP	2/36W 60	MIN
Dec 21	@ BOS		0-0 1/-1 15:43	MIN		3/38L 58	DNP	MIN
Dec 23	Vs PHX		DND	MIN		DNP	1/37W 64	MIN
Dec 27	@ TOR		0-0 1/0 10:53	MIN		DNP	3/42O 64	MIN
Dec 29	Vs WSH		0-0 0/0 9:42	MIN		DNP	1/50W 65	MIN
Dec 31	@ WPG		0-0 1/0 14:46	MIN		2/25L 60	DNP	MIN
Jan 2	@ MIN		0-0 3/1 15:56	MIN		DNP	3/31L 59	MIN
Jan 4	Vs N.J		0-0 0/0 14:25	MIN		DNP	1/22W 60	MIN
Jan 9	Vs FLA		0-0 1/-1 14:26	MIN		1/35O 65	DNP	MIN
Jan 12	@ WSH		0-0 1/0 13:59	MIN		DNP	1/29W 65	MIN
Jan 14	Vs PHI		0-0 1/0 11:52	MIN		4/33L 60	DNP	MIN
Jan 15	@ TOR		DND	MIN		DNP	3/39O 65	MIN
Jan 18	Vs CBJ		0-0 1/-1 14:26	MIN		DNP	3/35O 64	MIN
Jan 21	Vs FLA		0-0 1/-2 16:16	MIN		DNP	4/22L 59	MIN
Jan 23	Vs CAR		0-1 0/1 16:22	0-1 0/1 16:22		4/32L 59	DNP	MIN
Jan 25	@ CBJ		1-0 (W) 1/1 16:22	0-0 3/-1 11:54		DNP	2/38W 60	MIN
Jan 27	@ PIT		0-0 1/0 15:56	0-0 2/0 11:25		DNP	2/33L 58	MIN
Jan 28	Vs WSH		0-1 3/0 18:33	1-0 4/0 15:03		5/35O 61	DNP	MIN
Jan 30	@ PHX		0-0 0/0 16:11	0-0 0/0 12:43		DNP	2/40W 60	MIN
Feb 1	@ COL		0-0 1/-2 20:28	0-0 0/-2 12:23		2/12 20	5/27L 40	MIN
Feb 3	Vs EDM		0-0 2/-1 10:56	0-0 2/0 6:58		3/28L 59	DNP	MIN
Feb 5	Vs PIT		0-0 1/-1 14:41	0-0 1/0 9:51		DNP	5/34L 60	MIN
Feb 6	@ OTT		DND	0-0 1/0 11:47		3/36L 60	DNP	MIN
Feb 25	Vs CAR		0-0 1/1 16:18	MIN		DNP	2/38W 60	MIN
Feb 26	Vs BOS		0-0 0/1 15:06	MIN		4/33W 60	DNP	MIN
Feb 28	Vs S.J		0-0 2/1 16:17	MIN		2/38W 60	DND	MIN
Mar 3	@ DAL	0-0 1/-2 17:25	0-0 3/0 14:29	MIN		3/39L 60	To STL	MIN
Mar 6	@ TB	0-0 1/2 16:40	1-1 (W) 1/1 19:20	MIN	DND	1/44W 60		MIN
Mar 7	@ FLA	DND	0-0 0/0 2:30	MIN	DND	DNP		MIN
Mar 9	Vs CHI	DND	0-0 1/-1 18:57	MIN	0-1 3/0 15:02	2/31L 58		MIN
Mar 11	Vs NSH	DND	0-0 2/0 16:21	MIN	0-0 0/-2 19:47	3/23L 59		MIN
Mar 13	@ CAR	DND	0-0 1/-1 20:08	MIN	0-1 1/1 18:13	DNP		MIN
Mar 15	@ NYI	DND	0-0 1/-1 16:34	MIN	0-0 4/-1 18:16	3/37L 58		MIN
Mar 16	Vs MTL	DND	0-0 0/0 18:30	MIN	0-0 2/-1 14:04	2/22L 36		MIN
Mar 18	@ CGY	DND	0-0 0/-1 18:06	MIN	0-0 0/0 20:28	DND		DNP
Mar 20	@ EDM	DND	0-0 1/0 19:54	MIN	2-1 (W) 5/2 14:12	DND		1/36W 60
Mar 23	@ VAN	DND	0-1 1/1 18:51	MIN	0-0 1/-2 16:10	DND		DNP
Mar 25	@ MTL	DND	0-0 0/-1 16:19	MIN	0-0 1/0 13:28	DND		2/35L 59
Mar 27	@ NSH	DND	0-0 0/-3 15:37	MIN	0-0 3/-1 15:35	DND		4/15L 20
Mar 29	Vs TB	DND	0-0 3/1 17:38	MIN	1-0 1/0 15:32	DND		4/33O 62
Apr 1	Vs N.J	DND	0-0 3/0 14:46	MIN	0-0 1/-1 14:00	DND		DNP
Apr 3	@ STL	DND	0-0 0/0 0:34	MIN	0-0 0/0 12:16	DND		DNP
Apr 4	@ DET	DND	DND	MIN	0-0 2/0 20:47	DND		3/31L 59
Apr 6	@ PHI	DND	DND	MIN	0-0 0/-1 15:12	DND		DNP
Apr 8	Vs DET	0-0 0/-2 17:09	0-0 2/-1 17:34	MIN	0-0 0/-1 9:03	DND		3/36L 59
Apr 10	@ NYR	0-0 1/0 16:26	0-0 0/0 10:47	MIN	0-0 1/0 6:27	DND		2/30L 59
Apr 12	@ BOS	0-0 0/0 0:20	0-1 0/0 22:13	MIN	0-0 1/0 12:20	DND		3/23L 48
Apr 13	Vs NYI	DND	0-1 1/1 18:51	MIN	0-0 1/0 13:27	DND		DND



**PLAYER GAME-BY-GAME**

DATE	OPP.	NEUVIRTH #34	MAKAROV #35	VINZ #35	HALAK #41	KNAPP #49	LIEUWEN #50
Oct 2	@ DET		MIN			MIN	MIN
Oct 4	Vs OTT		MIN			MIN	MIN
Oct 5	@ PIT		MIN			MIN	MIN
Oct 8	Vs T.B		MIN			MIN	MIN
Oct 10	Vs CBJ		MIN			MIN	MIN
Oct 12	@ CHI		MIN			MIN	MIN
Oct 14	Vs MIN		MIN			MIN	MIN
Oct 15	@ NYI		MIN			MIN	MIN
Oct 17	Vs VAN		MIN			MIN	MIN
Oct 19	Vs COL		MIN			MIN	MIN
Oct 23	Vs BOS		MIN			MIN	MIN
Oct 25	@ FLA		MIN			MIN	MIN
Oct 26	@ T.B		MIN			MIN	MIN
Oct 28	Vs DAL		MIN			MIN	MIN
Oct 31	@ NYR		MIN			MIN	MIN
Nov 2	Vs ANA		MIN			MIN	MIN
Nov 5	@ S.J		MIN			MIN	MIN
Nov 7	@ L.A		MIN			MIN	MIN
Nov 8	@ ANA		MIN			MIN	MIN
Nov 12	Vs L.A		MIN			MIN	MIN
Nov 15	Vs TOR		MIN			MIN	MIN
Nov 16	@ TOR		MIN			MIN	MIN
Nov 19	Vs STL		MIN			MIN	MIN
Nov 21	@ PHI		MIN			MIN	MIN
Nov 24	Vs DET		MIN			MIN	MIN
Nov 27	Vs MTL		MIN			MIN	MIN
Nov 29	Vs TOR		MIN			MIN	MIN
Nov 30	@ N.J		MIN			MIN	MIN
Dec 5	Vs NYR		MIN			MIN	MIN
Dec 7	@ MTL		MIN			MIN	MIN
Dec 10	Vs OTT		MIN			MIN	MIN
Dec 12	@ OTT		MIN			MIN	MIN
Dec 14	Vs CGY		MIN			MIN	MIN
Dec 17	Vs WPG		MIN			MIN	MIN
Dec 19	Vs BOS		MIN			MIN	MIN
Dec 21	@ BOS		MIN			MIN	MIN
Dec 23	Vs PHX		MIN			MIN	MIN
Dec 27	@ TOR		MIN			MIN	MIN
Dec 29	Vs WSH		MIN			MIN	MIN
Dec 31	@ WPG		MIN			MIN	MIN
Jan 2	@ MIN		MIN			MIN	MIN
Jan 4	Vs N.J		MIN			MIN	MIN
Jan 9	Vs FLA		MIN			MIN	MIN
Jan 12	@ WSH		MIN			MIN	MIN
Jan 14	Vs PHI		MIN			MIN	MIN
Jan 15	@ TOR		MIN			MIN	MIN
Jan 18	Vs CBJ		MIN			MIN	MIN
Jan 21	Vs FLA		MIN			MIN	MIN
Jan 23	Vs CAR		MIN			MIN	MIN
Jan 25	@ CBJ		MIN			MIN	MIN
Jan 27	@ PIT		MIN			MIN	MIN
Jan 28	Vs WSH		MIN			MIN	MIN
Jan 30	@ PHX		MIN			MIN	MIN
Feb 1	@ COL		MIN			MIN	MIN
Feb 3	Vs EDM		MIN			MIN	MIN
Feb 5	Vs PIT		MIN			MIN	MIN
Feb 6	@ OTT		MIN			MIN	MIN
Feb 25	Vs CAR		MIN			MIN	MIN
Feb 26	Vs BOS		MIN			MIN	MIN
Feb 28	Vs S.J		MIN			MIN	MIN
Mar 3	@ DAL		MIN	DNP	DNP	MIN	MIN
Mar 6	@ T.B	DNP	MIN	DND	To WSH	MIN	MIN
Mar 7	@ FLA	2/44L 58	MIN	DND		MIN	MIN
Mar 9	Vs CHI	DNP	MIN	DND		MIN	MIN
Mar 11	Vs NSH	DNP	MIN	DND		MIN	MIN
Mar 13	@ CAR	3/54L 59	MIN	DND		MIN	MIN
Mar 15	@ NYI	DNP	MIN	DND		MIN	MIN
Mar 16	Vs MTL	DND	MIN	DND		MIN	0/10 22
Mar 18	@ CGY	DND	MIN	DND		MIN	3/26L 60
Mar 20	@ EDM	DND	MIN	DND		MIN	DNP
Mar 23	@ VAN	DND	MIN	DND		MIN	4/36L 58
Mar 25	@ MTL	DND	MIN	DND		MIN	DNP
Mar 27	@ NSH	DND	MIN	DND		MIN	2/19 40
Mar 29	Vs T.B	DND	MIN	DND		MIN	DNP
Apr 1	Vs N.J	DND	MIN	DND		MIN	2/35W 65
Apr 3	@ STL	DND	MIN	DND		MIN	2/28L 59
Apr 4	@ DET	DND	MIN	DND		MIN	DNP
Apr 6	@ PHI	DND	MIN	DND		MIN	5/37L 60
Apr 8	Vs DET	DND	DNP	DND		MIN	DND
Apr 10	@ NYR	DND	DNP	DND		MIN	DND
Apr 12	@ BOS	DND	MIN	DND		1/7 12	DND
Apr 13	Vs NYI	DND	DNP	DND		3/25O 65	DND

## MILESTONES

### Matt D'Agostini

300th NHL game ... Feb. 6 at Ottawa  
100th NHL point (assist) ... Jan. 14 vs. Philadelphia

### Nicolas Deslauriers

1st NHL game ... March 7 at Florida  
1st NHL point (goal) ... April 4 at Detroit

### Christian Ehrhoff

300th NHL point (goal) ... Jan. 25 at Columbus

### Matt Ellis

300th NHL game ... March 11 vs. Nashville

### Tyler Ennis

200th NHL game ... Oct. 26 at Tampa Bay

### Brian Flynn

100th NHL game ... April 3 at St. Louis

### Marcus Foligno

100th NHL game ... Jan. 9 vs. Florida

### Zemgus Girgensons

1st NHL game ... Oct. 2 at Detroit  
1st NHL point (goal) ... Oct. 2 at Detroit  
1st NHL assist ... Oct. 14 vs. Minnesota

### Cody Hodgson

200th NHL game ... March 23 at Vancouver  
100th NHL point (goal) ... Jan. 15 at Toronto

### Connor Knapp

1st NHL game ... April 12 at Boston  
1st NHL point (assist) ... April 13 vs. NY Islanders

### Johan Larsson

1st NHL point (assist) ... November 2 vs. Anaheim

### Nathan Lieuwen

1st NHL game ... March 16 vs. Montreal  
1st NHL win ... April 1 vs. New Jersey

### Jake McCabe

1st NHL game ... April 3 at St. Louis  
1st NHL point (assist) ... April 13 vs. NY Islanders

### Tyler Myers

300th NHL game ... Jan. 18 vs. Columbus

### Steve Ott

100th NHL goal ... Jan. 21 vs. Florida

### Kevin Porter

200th NHL game ... Oct. 14 vs. Minnesota

### Rasmus Ristolainen

1st NHL game ... Oct. 2 at Detroit  
1st NHL point (goal) ... Oct. 25 at Florida  
1st NHL assist ... March 29 vs. Tampa Bay

### Chad Ruhwedel

1st NHL point (assist) ... April 4 at Detroit

### John Scott

200th NHL game ... Dec. 27 at Toronto

### Drew Stafford

500th NHL game ... March 11 vs. Nashville

### Phil Varone

1st NHL game ... Jan. 23 vs. Carolina  
1st NHL point (assist) ... Jan. 23 vs. Carolina

### Mike Weber

200th NHL game ... Dec. 31 at Winnipeg

### Nikita Zadorov

1st NHL game ... Oct. 19 vs. Colorado  
1st NHL point (goal) ... Oct. 23 vs. Boston



## TEAM SCORING

Most Goals Scored - Game .....	5	.....(3x) Last: 2/26 vs. BOS
Most Goals Scored - Period.....	3	..... (2x) Last: 2/28 vs. SJS
Most Goals Allowed - Game .....	7	..... 2/1 at COL
Most Goals Allowed - Period.....	4	.....(2x) Last: 3/27 at NSH
Largest Margin of Victory.....	3	..... 1/25 at CBJ (5-2)
Largest Margin of Defeat.....	6	..... 2/1 at COL
Most Power Play Goals - Game.....	2	..... (3x) Last: 1/21 vs. FLA (2-for-7)
Most Power Play Opportunities - Game .....	7	..... (3x) Last 2/6 at OTT (0-for-7)
Most Power Play Goals Against - Game.....	2	.....(8x) Last: 3/29 vs. TBL (2-for-4)
Most Power Play Opportunities Against - Game .....	8	..... 3/7 at FLA (2-for-8)

## SHOOTING

Most Shots Taken - Game .....	47	..... 12/12 vs. OTT
Most Shots Taken - Period.....	19	..... 12/17 vs. WPG (1st)
Fewest Shots Taken - Game .....	14	..... 3/18 at CGY
Fewest Shots Taken - Period.....	1	..... 4/10 at NYR (2nd)
Most Shots Allowed - Game .....	55	..... 3/13 at CAR
Most Shots Allowed - Period.....	23	..... 10/4 vs. OTT (1st)
Fewest Shots Allowed - Game .....	19	..... 12/7 at MTL
Fewest Shots Allowed - Period .....	3	..... 10/12 at CHI (3rd)

## PENALTY MINUTES

Most Penalty Minutes - Game .....	41	..... 4/12 at BOS
Fewest Penalty Minutes - Game .....	2	.....(3x) Last: 3/18 at CGY
Most Opponent Penalty Minutes - Game.....	39	..... 11/16 at TOR
Fewest Opponent Penalty Minutes - Game .....	2	.....(2x) Last: 3/3 at DAL

## TEAM STREAKS

Longest Winning Streak.....	3	..... 2/25 vs. CAR to 2/28 vs. SJS
Longest Home Winning Streak.....	5	..... 12/17 vs. WPG to 1/4 vs. NJD
Longest Road Winning Streak .....	2	..... 10/15 at NYI to 10/25 at FLA
Longest (Regulation) Losing Streak .....	7	..... From 3/7 at FLA to 3/18 at CGY
Longest Home (Regulation) Losing Streak.....	7	..... From 10/10 vs. CBJ to 11/2 vs. ANA
Longest Road (Regulation) Losing Streak.....	8	..... From 3/23 at VAN to 4/12 at BOS
Longest Unbeaten (Points) Streak .....	3	.....(4x) Last: From 2/25 vs. CAR to 2/28 vs. SJS (3-0-0)
Longest Home Unbeaten (Points) Streak.....	8	..... From 12/10 vs. OTT to 1/9 vs. FLA (6-0-2)
Longest Road Unbeaten (Points) Streak .....	3	..... From 1/12 at WSH to 1/25 at CBJ (2-0-1)
Longest Winless Streak .....	7	.....(3x) Last: From 4/3 at STL to 4/13 vs. NYI (0-6-1)
Longest Home Winless Streak.....	9	..... From 10/4 vs. OTT to 11/2 vs. ANA (0-8-1)
Longest Road Winless Streak.....	11	..... From 11/7 at LAK to 1/2 at MIN (0-9-2)

**INDIVIDUAL HIGHS FOR A GAME**

Most Goals.....	2	(11x) Last: Zemgus Girgensons, 4/8 vs. DET
Most Assists .....	2	(25x) Last: Cody Hodgson, 4/8 vs. DET
Most Points.....	3	(4x) Last: Cory Conacher (2+1), 3/20 at EDM
Most Penalty Minutes.....	24	John Scott, 4/12 at BOS
Most Shots .....	10	Christian Ehrhoff, 2/3 vs. EDM
Most Goals by Opponent.....	3	Ryan Getzlaf, 11/8 at ANA
Most Assists by Opponent .....	4	Zack Kassian, 3/23 at VAN
Most Points by Opponent.....	4	(4x) Last: Zack Kassian (0+4), 3/23 at VAN
Most Penalty Minutes by Opponent.....	17	(3x) Last: Paul Gaustad, 3/11 vs. NSH
Most Shots by Opponent .....	13	Jeff Skinner, 3/13 at CAR

**INDIVIDUAL STREAKS**

Consecutive Games with Goals.....	3	(4x) Last: Drew Stafford, from 3/9 vs. CHI to 3/13 at CAR
Consecutive Games with Assists .....	4	Christian Ehrhoff, from 1/12 at WSH to 1/18 vs. CBJ
Consecutive Games with Points .....	6	(2x) Last: Matt Moulson from 1/28 vs. WSH to 3/3 at DAL (2+6)



**OCTOBER 2013**

- Oct. 4 Recalled **Alexander Sulzer** from Rochester; Placed **Ville Leino** on IR
- Oct. 5 Recalled **Matt Hackett** from Rochester
- Oct. 7 Loaned **Matt Hackett** to Rochester
- Oct. 8 Activated **Marcus Foligno** from IR; Placed **Henrik Tallinder** on IR
- Oct. 14 Activated **Henrik Tallinder** from IR; Loaned **Alexander Sulzer** to Rochester
- Oct. 19 Loaned **Rasmus Ristolainen** to Rochester
- Oct. 21 Recalled **Rasmus Ristolainen** from Rochester; Placed **Cody McCormick** on IR
- Oct. 25 Activated **Cody McCormick** from IR; Loaned **Kevin Porter** to Rochester
- Oct. 26 Activated **Ville Leino** from IR; Placed **Mike Weber** on IR
- Oct. 27 Acquired **Matt Moulson**, a first-round selection in the 2015 NHL Entry Draft and a second-round selection in the 2015 NHL Entry Draft from the New York Islanders in exchange for **Thomas Vanek**

**NOVEMBER 2013**

- Nov. 2 Placed **Patrick Kaleta** on waivers
- Nov. 3 Loaned **Patrick Kaleta** to Rochester
- Nov. 12 Loaned **Joel Armia** to Rochester
- Nov. 19 Activated **Mike Weber** from IR; Loaned **Rasmus Ristolainen** and **Johan Larsson** to Rochester; Loaned **Nikita Zadorov** to London (OHL)
- Nov. 20 Recalled **Luke Adam** and **Brayden McNabb** from Rochester
- Nov. 23 Recalled **Alexander Sulzer** from Rochester; Placed **Cody McCormick** on IR
- Nov. 27 Claimed **Matt D'Agostini** off waivers from Pittsburgh; Placed **Corey Tropp** on waivers
- Nov. 28 Lost **Corey Tropp** on waivers to Columbus

**DECEMBER 2013**

- Dec. 4 Loaned **Brayden McNabb** to Rochester
- Dec. 5 Recalled **Brayden McNabb** from Rochester; Activated **Cody McCormick** from IR; Placed **Alexander Sulzer** on IR
- Dec. 8 Loaned **Mikhail Grigorenko** to Russian U-20 National Team
- Dec. 14 Recalled **Matt Ellis** from Rochester
- Dec. 16 Recalled **Kevin Porter** and **Chad Ruhwedel** from Rochester; Loaned **Luke Adam**, **Brayden McNabb** and **Mark Pysyk** to Rochester
- Dec. 17 Activated **Alexander Sulzer** from IR; Placed **Cody McCormick** on IR
- Dec. 19 Acquired **Linus Omark** from the Edmonton Oilers in exchange for a conditional sixth-round pick in the 2014 NHL Entry Draft
- Dec. 22 Recalled **Mark Pysyk** from Rochester; Loaned **Chad Ruhwedel** to Rochester
- Dec. 23 Recalled **Johan Larsson** from Rochester; Loaned **Matt Ellis** to Rochester; Placed **Kevin Porter** on IR
- Dec. 27 Recalled **Matt Ellis** from Rochester
- Dec. 31 Recalled **Brayden McNabb** and **Johan Larsson** from Rochester

**JANUARY 2014**

- Jan. 1 Placed **Cody Hodgson** on IR
- Jan. 3 Claimed **Zenon Konopka** off waivers from the Minnesota Wild; Placed **Henrik Tallinder** on IR
- Jan. 8 Recalled **Mikhail Grigorenko** from Russian U-20 National Team; Placed **Drew Stafford** on IR
- Jan. 10 Loaned **Brayden McNabb** to Rochester
- Jan. 11 Recalled **Brayden McNabb** from Rochester; Loaned **Johan Larsson** to Rochester; Loaned **Mikhail Grigorenko** to Quebec (QMJHL)
- Jan. 12 Activated **Cody Hodgson** from IR

**JANUARY 2014**

- Jan. 15 Activated **Drew Stafford** from IR  
 Jan. 21 Activated **Henrik Tallinder** from IR; Placed **Matt D'Agostini** on IR  
 Jan. 22 Recalled **Phil Varone** from Rochester; Activated **Kevin Porter** from IR; Loaned **Kevin Porter** and **Brayden McNabb** to Rochester  
 Jan. 24 Recalled **Chad Ruhwedel** from Rochester; Loaned **Mark Pysyk** to Rochester  
 Jan. 30 Activated **Matt D'Agostini** from IR; Placed **Drew Stafford** on IR

**FEBRUARY 2014**

- Feb. 3 Activated **Drew Stafford** from IR; Placed **Matt Moulson** on IR  
 Feb. 7 Loaned **Chad Ruhwedel** and **Phil Varone** to Rochester  
 Feb. 8 Loaned **Linus Omark** to Rochester  
 Feb. 25 Activated **Matt Moulson** and **Cody McCormick** from IR  
 Feb. 28 Acquired **Jaroslav Halak**, **Chris Stewart**, **William Carrier**, a first-round pick in the 2015 NHL Entry Draft and third-round pick in the 2016 NHL Entry Draft from St. Louis in exchange for **Ryan Miller** and **Steve Ott**

**MARCH 2014**

- March 5 Acquired **Nicolas Deslauriers** and **Hudson Fasching** from Los Angeles in exchange for **Brayden McNabb**, **Jonathan Parker**, a second-round pick in the 2014 NHL Entry Draft and a second-round pick in the 2015 NHL Entry Draft; Acquired **Michal Neuvirth** and **Rostislav Klesla** from Washington in exchange for **Jaroslav Halak** and a third-round pick in the 2015 NHL Entry Draft; Acquired **Torrey Mitchell**, a second-round pick in the 2014 NHL Entry Draft and a second-round pick in the 2016 NHL Entry Draft from Minnesota in exchange for **Matt Moulson** and **Cody McCormick**; Claimed **Cory Conacher** off waivers from Ottawa  
 March 7 Recalled **Luke Adam** and **Nicolas Deslauriers** from Rochester; Loaned **Luke Adam** to Rochester  
 March 8 Recalled **Chad Ruhwedel** from Rochester  
 March 13 Loaned **Chad Ruhwedel** to Rochester; Recalled **Chad Ruhwedel** from Rochester  
 March 15 Recalled **Rasmus Ristolainen** from Rochester  
 March 16 Recalled **Nathan Lieuwen** from Rochester  
 March 17 Recalled **Matt Hackett** from Rochester  
 March 24 Loaned **Rasmus Ristolainen** to Rochester  
 March 27 Recalled **Johan Larsson** and **Rasmus Ristolainen** from Rochester

**APRIL 2014**

- April 1 Signed **Justin Kea** to a three-year, entry-level contract  
 April 2 Signed **Jake McCabe** to a three-year, entry-level contract  
 April 4 Recalled **Luke Adam** from Rochester  
 April 7 Recalled **Andrey Makarov** and **Mark Pysyk** from Rochester; Loaned **Luke Adam** to Rochester  
 April 8 Loaned **Johan Larsson** and **Nicolas Deslauriers** to Rochester  
 April 9 Loaned **Mark Pysyk** to Rochester  
 April 10 Loaned **Andrey Makarov** to Rochester  
 April 11 Recalled **Connor Knapp** from Rochester  
 April 12 Recalled **Nicolas Deslauriers**, **Andrey Makarov** and **Mark Pysyk** from Rochester  
 April 13 Loaned **Nicolas Deslauriers**, **Connor Knapp**, **Andrey Makarov**, **Mark Pysyk** and **Rasmus Ristolainen** to Rochester  
 April 17 Loaned **Chad Ruhwedel** to Rochester



**MAN GAMES LOST**

PLAYER	TOTAL NUMBER OF GAMES LOST	INJURY	DATE	NUMBER OF GAMES
Armia, Joel	20	Hand	Oct. 2 - Nov. 12	20 games
D'Agostini, Matt	7	Upper body Lower body	Jan. 18 - Jan. 28 Apr. 13	6 games 1 game
Ehrhoff, Christian	3	Lower body Illness Concussion	Nov. 8 Jan. 30 Apr. 13	1 game 1 game 1 game
Ennis, Tyler	2	Undisclosed	Feb. 26 - Feb. 28	2 games
Enroth, Jhonas	14	Sprained MCL	Mar. 18 - Apr. 13	14 games
Flynn, Brian	1	Lower body	Apr. 13	1 game
Foligno, Marcus	7	Upper body Illness Undisclosed Lower body	Oct. 2 - Oct. 5 Dec. 23 Jan. 15 Apr. 4 - Apr. 6	3 games 1 game 1 game 2 games
Girgensons, Zemgus	12	Upper body Lower body	Oct. 17 Mar. 7 - Mar. 27	1 game 11 games
Hackett, Matt	1	Knee	Apr. 13	1 game
Hodgson, Cody	10	Lower body Upper body	Dec. 12 - Dec. 14 Dec. 21 - Jan. 9	2 games 8 games
Konopka, Zenon	9	Finger Back	Feb. 25 - Feb. 26 Mar. 25 - Apr. 6	2 games 7 games
Leino, Ville	16	Rib Illness Lower body Upper body	Oct. 4 - Oct. 25 Dec. 23 Jan. 2 - Jan. 9 Mar. 29	11 games 1 game 3 games 1 game
Lieuwen, Nathan	4	Concussion	Apr. 8 - Apr. 13	4 games
McCormick, Cody	30	Leg Upper body Upper body	Oct. 19 - Oct. 23 Nov. 24 - Nov. 30 Dec. 17 - Feb. 6	2 games 4 games 24 games
Miller, Ryan	1	Lower body	Oct. 5	1 game
Mitchell, Torrey	12	Lower body Undisclosed	Mar. 7 - Mar. 16 Mar. 27 - Apr. 6	6 games 6 games
Moulson, Matt	4	Upper body	Feb. 1 - Feb. 6	4 games
Myers, Tyler	17	Lower body Arm Broken ribs	Feb. 5 - Feb. 6 Mar. 15 - Mar. 23 Mar. 27 - Apr. 13	2 games 5 games 10 games

**MAN GAMES LOST**

PLAYER	TOTAL NUMBER OF GAMES LOST	INJURY	DATE	NUMBER OF GAMES
Neuvirth, Michal	15	Hip	Mar. 17 - Apr. 13	15 games
Omark, Linus	1	Illness	Dec. 23	1 game
Porter, Kevin	12	Lower body	Dec. 23 - Jan. 21	12 games
Ruhwedel, Chad	4	Concussion	Apr. 8 - Apr. 13	4 games
Stafford, Drew	12	Upper body	Jan. 4 - Jan. 14	4 games
		Upper body	Jan. 27 - Feb. 1	4 games
		Undisclosed	Apr. 3 - Apr. 8	4 games
Stewart, Chris	17	Lower body	Mar. 7 - Apr. 6	16 games
		Lower body	Apr. 13	1 game
Sulzer, Alexander	24	Upper body	Dec. 5 - Dec. 14	5 games
		Illness	Dec. 23	1 game
		Lower body	Mar. 9 - Mar. 11	2 games
		Concussion	Mar. 15 - Apr. 13	16 games
Tallinder, Henrik	16	Upper body	Oct. 5 - Oct. 14	4 games
		Upper body	Dec. 31 - Jan. 18	8 games
		Lower body	Apr. 3 - Apr. 8	4 games
Tropp, Corey	15	Jaw	Oct. 2 - Oct. 31	15 games
Weber, Mike	10	Upper body	Oct. 26 - Nov. 16	10 games
Zadorov, Nikita	9	Finger	Oct. 2 - Oct. 17	9 games
<b>Total</b>				<b>305 man games lost</b>



Wed., **OCTOBER 2, 2013** BUF 1 @ DET 2



**Goals:** Girgensons  
**Goalie:** Miller (32 saves/34 shots)  
**Special Teams:** PP: 0/7; PK: 3/3;  
**Shots:** Detroit 34 - Buffalo 20  
**TOI Leader:** Ehrhoff (25:17)  
**Man Games Lost:** 4

Fri., **OCTOBER 4, 2013** OTT 1 @ BUF 0



**Goals:** N/A  
**Goalie:** Miller (45 saves/46 shots)  
**Special Teams:** PP: 0/4; PK: 3/3;  
**Shots:** Ottawa 46 - Buffalo 35  
**TOI Leader:** Ehrhoff (27:10)  
**Man Games Lost:** 9

Sat., **OCTOBER 5, 2013** BUF 1 @ PIT 4



**Goals:** Vanek  
**Goalie:** Enroth (31 saves/34 shots); 1 ENG  
**Special Teams:** PP: 0/2; PK: 2/2;  
**Shots:** Pittsburgh 35 - Buffalo 21  
**TOI Leader:** Ehrhoff (23:06)  
**Man Games Lost:** 16

Tue., **OCTOBER 8, 2013** TBL 3 @ BUF 2 (OT)



**Goals:** Hodgson, McBain  
**Goalie:** Enroth (31 saves/34 shots)  
**Special Teams:** PP: 2/4; PK: 2/3;  
**Shots:** Tampa Bay 34 - Buffalo 23  
**TOI Leader:** Ehrhoff (26:43)  
**Man Games Lost:** 21

Thu., **OCTOBER 10, 2013** CBJ 4 @ BUF 1



**Goals:** Vanek  
**Goalie:** Miller (29 saves/33 shots)  
**Special Teams:** PP: 0/1; PK: 4/4;  
**Shots:** Columbus 33 - Buffalo 27  
**TOI Leader:** Ehrhoff (26:02)  
**Man Games Lost:** 26

Sat., **OCTOBER 12, 2013** BUF 1 @ CHI 2



**Goals:** Stafford  
**Goalie:** Miller (38 saves/40 shots)  
**Special Teams:** PP: 0/3; PK: 4/5;  
**Shots:** Chicago 40 - Buffalo 29  
**TOI Leader:** Ehrhoff (25:47)  
**Man Games Lost:** 31

Mon., **OCTOBER 14, 2013** MIN 2 @ BUF 1



**Goals:** Flynn  
**Goalie:** Enroth (18 saves/20 shots)  
**Special Teams:** PP: 0/4; PK: 2/3;  
**Shots:** Buffalo 23 - Minnesota 20  
**TOI Leader:** Ehrhoff (26:12)  
**Man Games Lost:** 35

Tue., **OCTOBER 15, 2013** BUF 4 @ NYI 3 (SO)



**Goals:** Ennis, Vanek, Foligno; GDG-Ennis  
**Goalie:** Miller (41 saves/44 shots)  
**Special Teams:** PP: 1/4; PK: 2/3;  
**Shots:** NY Islanders 44 - Buffalo 34  
**TOI Leader:** Myers (27:55)  
**Man Games Lost:** 39

Thu., **OCTOBER 17, 2013** VAN 3 @ BUF 0



**Goals:** N/A  
**Goalie:** Miller (31 saves/34 shots)  
**Special Teams:** PP: 0/3; PK: 3/3;  
**Shots:** Vancouver 34 - Buffalo 25  
**TOI Leader:** Ehrhoff (25:04)  
**Man Games Lost:** 44

Sat., **OCTOBER 19, 2013** COL 4 @ BUF 2



**Goals:** Hodgson, Foligno  
**Goalie:** Miller (22 saves/26 shots)  
**Special Teams:** PP: 0/3; PK: 2/3;  
**Shots:** Buffalo 30 - Colorado 26  
**TOI Leader:** Ehrhoff (23:37)  
**Man Games Lost:** 48

Wed., **OCTOBER 23, 2013** BOS 5 @ BUF 2



**Goals:** Hodgson, Zadorov  
**Goalie:** Miller (29 saves/34 shots)  
**Special Teams:** PP: 1/3; PK: 3/4;  
**Shots:** Boston 34 - Buffalo 16  
**TOI Leader:** Weber (22:14)  
**Man Games Lost:** 52

Fri., **OCTOBER 25, 2013** BUF 3 @ FLA 1



**Goals:** Ristolainen, Ott, Hodgson  
**Goalie:** Enroth (44 saves/45 shots)  
**Special Teams:** PP: 0/1; PK: 2/2;  
**Shots:** Florida 45 - Buffalo 21  
**TOI Leader:** Myers (21:52)  
**Man Games Lost:** 55

Sat., **OCTOBER 26, 2013** BUF 2 @ TBL 3



**Goals:** Flynn, Vanek  
**Goalie:** Miller (36 saves/39 shots)  
**Special Teams:** PP: 0/3; PK: 5/6;  
**Shots:** Tampa Bay 39 - Buffalo 22  
**TOI Leader:** Ehrhoff (25:15)  
**Man Games Lost:** 58

Mon., **OCTOBER 28, 2013** DAL 4 @ BUF 3



**Goals:** Moulson (2), Ott  
**Goalie:** Miller (25 saves/29 shots)  
**Special Teams:** PP: 1/3; PK: 2/3;  
**Shots:** Dallas 29 - Buffalo 25  
**TOI Leader:** Ehrhoff (23:48)  
**Man Games Lost:** 61

Thu., **OCTOBER 31, 2013** BUF 0 @ NYR 2



**Goals:** N/A  
**Goalie:** Miller (46 saves/44 shots)  
**Special Teams:** PP: 0/1; PK: 2/3;  
**Shots:** NY Rangers 46 - Buffalo 29  
**TOI Leader:** Ehrhoff (22:42)  
**Man Games Lost:** 64

Sat., **NOVEMBER 2, 2013** ANA 6 @ BUF 3



**Goals:** Hodgson, Tallinder, Myers  
**Goalie:** Enroth (23 saves/29 shots)  
**Special Teams:** PP: 1/2; PK: 3/3;  
**Shots:** Anaheim 29 - Buffalo 17  
**TOI Leader:** Ehrhoff (23:06)  
**Man Games Lost:** 66

Tue., **NOVEMBER 5, 2013** BUF 5 @ SJS 4 (SO)



**Goals:** Stafford, McCormick, Ennis, Tallinder; GDG-Hodgson  
**Goalie:** Miller (47 saves/51 shots)  
**Special Teams:** PP: 1/3; PK: 4/4;  
**Shots:** San Jose 51 - Buffalo 36  
**TOI Leader:** Ehrhoff (25:41)  
**Man Games Lost:** 68

Thu., **NOVEMBER 7, 2013** BUF 0 @ LAK 2



**Goals:** N/A  
**Goalie:** Enroth (26 saves/28 shots)  
**Special Teams:** PP: 0/4; PK: 3/5;  
**Shots:** Los Angeles 28 - Buffalo 19  
**TOI Leader:** Pysyk (21:56)  
**Man Games Lost:** 70

Fri., **NOVEMBER 8, 2013** BUF 2 @ ANA 6



**Goals:** Grigorenko (2)  
**Goalie:** Miller (28 saves/34 shots); Enroth (12 saves/12 shots)  
**Special Teams:** PP: 0/2; PK: 0/2;  
**Shots:** Anaheim 46 - Buffalo 27  
**TOI Leader:** Pysyk (21:49)  
**Man Games Lost:** 73

Tue., **NOVEMBER 12, 2013** LAK 2 @ BUF 3 (SO)



**Goals:** Hodgson (2); GDG-Moulson  
**Goalie:** Miller (43 saves/45 shots)  
**Special Teams:** PP: 1/2; PK: 5/5;  
**Shots:** Los Angeles 45 - Buffalo 17  
**TOI Leader:** Ehrhoff (25:52)  
**Man Games Lost:** 75

Fri., **NOVEMBER 15, 2013** TOR 1 @ BUF 3



**Goals:** Ott, Foligno, Ehrhoff  
**Goalie:** Miller (32 saves/33 shots)  
**Special Teams:** PP: 1/3; PK: 3/3;  
**Shots:** Toronto 33 - Buffalo 27  
**TOI Leader:** Ehrhoff (24:05)  
**Man Games Lost:** 76

Sat., **NOVEMBER 16, 2013** BUF 2 @ TOR 4



**Goals:** McBain, Ennis  
**Goalie:** Enroth (18 saves/22 shots)  
**Special Teams:** PP: 1/3; PK: 0/2;  
**Shots:** Buffalo 35 - Toronto 22  
**TOI Leader:** Hodgson (23:55)  
**Man Games Lost:** 77

Tue., **NOVEMBER 19, 2013** STL 4 @ BUF 1



**Goals:** Ennis  
**Goalie:** Miller (27 saves/31 shots)  
**Special Teams:** PP: 0/2; PK: 2/3;  
**Shots:** St. Louis 31 - Buffalo 24  
**TOI Leader:** Tallinder (20:50)  
**Man Games Lost:** 77

Thu., **NOVEMBER 21, 2013** BUF 1 @ PHI 4



**Goals:** Myers  
**Goalie:** Miller (42 saves/45 shots); 1 ENG  
**Special Teams:** PP: 1/5; PK: 6/7;  
**Shots:** Philadelphia 46 - Buffalo 30  
**TOI Leader:** Ehrhoff (25:42)  
**Man Games Lost:** 77



Sun., **NOVEMBER 24, 2013** **DET 3 @ BUF 1**



**Goals:** Hodgson  
**Goalie:** Miller (31 saves/33 shots); 1 ENG  
**Special Teams:** PP: 0/2; PK: 2/3;  
**Shots:** Detroit 34 - Buffalo 22  
**TOI Leader:** Myers (24:02)  
**Man Games Lost:** 78

Wed., **NOVEMBER 27, 2013** **MTL 3 @ BUF 1**



**Goals:** Moulson  
**Goalie:** Miller (28 saves/31 shots)  
**Special Teams:** PP: 0/2; PK: 2/4;  
**Shots:** Montreal 32 - Buffalo 25  
**TOI Leader:** Ehrhoff (23:40)  
**Man Games Lost:** 79

Fri., **NOVEMBER 29, 2013** **TOR 2 @ BUF 3 (OT)**



**Goals:** Moulson, Adam, Ehrhoff  
**Goalie:** Miller (22 saves/24 shots)  
**Special Teams:** PP: 1/4; PK: 0/1;  
**Shots:** Buffalo 29 - Toronto 24  
**TOI Leader:** Myers (24:10)  
**Man Games Lost:** 80

Sat., **NOVEMBER 30, 2013** **BUF 0 @ NJD 1 (OT)**



**Goals:** N/A  
**Goalie:** Enroth (23 saves/24 shots)  
**Special Teams:** PP: 0/3; PK: 2/2;  
**Shots:** New Jersey 24 - Buffalo 15  
**TOI Leader:** Ehrhoff (25:20)  
**Man Games Lost:** 81

Thu., **DECEMBER 5, 2013** **NYR 3 @ BUF 1**



**Goals:** Ennis  
**Goalie:** Miller (28 saves/31 shots)  
**Special Teams:** PP: 0/2; PK: 2/2;  
**Shots:** NY Rangers 31 - Buffalo 28  
**TOI Leader:** Ehrhoff (24:44)  
**Man Games Lost:** 82

Sat., **DECEMBER 7, 2013** **BUF 2 @ MTL 3**



**Goals:** Ennis, Girgensons  
**Goalie:** Enroth (16 saves/19 shots)  
**Special Teams:** PP: 0/1; PK: 1/1;  
**Shots:** Buffalo 25 - Montreal 19  
**TOI Leader:** Ehrhoff (22:32)  
**Man Games Lost:** 83

Tue., **DECEMBER 10, 2013** **OTT 1 @ BUF 2 (SO)**



**Goals:** Girgensons; GDG-Girgensons  
**Goalie:** Miller (35 saves/36 shots)  
**Special Teams:** PP: 0/3; PK: 3/3;  
**Shots:** Buffalo 36 - Ottawa 36  
**TOI Leader:** Ehrhoff (27:33)  
**Man Games Lost:** 84

Thu., **DECEMBER 12, 2013** **BUF 1 @ OTT 2**



**Goals:** Ennis  
**Goalie:** Miller (30 saves/32 shots)  
**Special Teams:** PP: 1/5; PK: 3/3;  
**Shots:** Buffalo 41 - Ottawa 32  
**TOI Leader:** Ehrhoff (24:41)  
**Man Games Lost:** 86

Sat., **DECEMBER 14, 2013** **CGY 2 @ BUF 1 (OT)**



**Goals:** Moulson  
**Goalie:** Enroth (24 saves/26 shots)  
**Special Teams:** PP: 0/5; PK: 4/4;  
**Shots:** Buffalo 27 - Calgary 26  
**TOI Leader:** Ott (25:15)  
**Man Games Lost:** 88

Tue., **DECEMBER 17, 2013** **WPG 2 @ BUF 4**



**Goals:** Ott, Foligno, Moulson, Ellis  
**Goalie:** Miller (25 saves/27 shots)  
**Special Teams:** PP: 1/5; PK: 1/1;  
**Shots:** Buffalo 31 - Winnipeg 27  
**TOI Leader:** Ehrhoff (22:45)  
**Man Games Lost:** 89

Thu., **DECEMBER 19, 2013** **BOS 2 @ BUF 4**




**Goals:** Flynn, Foligno, Stafford, Myers  
**Goalie:** Miller (34 saves/36 shots)  
**Special Teams:** PP: 0/4; PK: 2/2;  
**Shots:** Boston 36 - Buffalo 23  
**TOI Leader:** Ehrhoff (24:17)  
**Man Games Lost:** 90


Sat., **DECEMBER 21, 2013** **BUF 1 @ BOS 4**




**Goals:** Girgensons  
**Goalie:** Enroth (35 saves/38 shots); 1 ENG  
**Special Teams:** PP: 0/6; PK: 2/3;  
**Shots:** Boston 39 - Buffalo 35  
**TOI Leader:** McBain (23:49)  
**Man Games Lost:** 92

Mon., **DECEMBER 23, 2013** PHX 1 @ BUF 2 (OT) 

**Goals:** Ennis, Pysyk  
**Goalie:** Miller (36 saves/37 shots)  
**Special Teams:** PP: 0/3; PK: 5/5;  
**Shots:** Phoenix 37 - Buffalo 32  
**TOI Leader:** Myers (25:03)  
**Man Games Lost:** 99

Fri., **DECEMBER 27, 2013** BUF 3 @ TOR 4 (SO) 

**Goals:** Moulson, Scott, Ott  
**Goalie:** Miller (39 saves/42 shots)  
**Special Teams:** PP: 1/1; PK: 2/3;  
**Shots:** Toronto 42 - Buffalo 35  
**TOI Leader:** Myers (25:19)  
**Man Games Lost:** 102

Sun., **DECEMBER 29, 2013** WSH 1 @ BUF 2 (SO) 

**Goals:** Stafford; GDG-Ott  
**Goalie:** Miller (49 saves/50 shots)  
**Special Teams:** PP: 0/0; PK: 2/2;  
**Shots:** Washington 50 - Buffalo 17  
**TOI Leader:** Ehrhoff (24:56)  
**Man Games Lost:** 105

Tue., **DECEMBER 31, 2013** BUF 0 @ WPG 3 

**Goals:** N/A  
**Goalie:** Enroth (23 saves/25 shots); 1 ENG  
**Special Teams:** PP: 0/4; PK: 3/3;  
**Shots:** Buffalo 27 - Winnipeg 26  
**TOI Leader:** Ehrhoff (23:35)  
**Man Games Lost:** 109

Thu., **JANUARY 2, 2014** BUF 1 @ MIN 4 


**Goals:** Myers  
**Goalie:** Miller (28 saves/31 shots); 1 ENG  
**Special Teams:** PP: 0/4; PK: 4/4;  
**Shots:** Minnesota 31 - Buffalo 20  
**TOI Leader:** Myers (23:47)  
**Man Games Lost:** 114

Sat., **JANUARY 4, 2014** NJD 1 @ BUF 2 

**Goals:** Moulson, D'Agostini  
**Goalie:** Miller (21 saves/22 shots)  
**Special Teams:** PP: 2/5; PK: 3/4;  
**Shots:** Buffalo 22 - New Jersey 22  
**TOI Leader:** Ehrhoff (24:24)  
**Man Games Lost:** 120

Fri., **JANUARY 9, 2014** FLA 2 @ BUF 1 (SO) 


**Goals:** McBain  
**Goalie:** Enroth (34 saves/35 shots)  
**Special Teams:** PP: 0/2; PK: 4/4;  
**Shots:** Florida 35 - Buffalo 24  
**TOI Leader:** Ehrhoff (24:56)  
**Man Games Lost:** 126

Sun., **JANUARY 12, 2014** BUF 2 @ WSH 1 (SO) 

**Goals:** Ennis; GDG-Hodgson  
**Goalie:** Miller (28 saves/29 shots)  
**Special Teams:** PP: 1/5; PK: 2/2;  
**Shots:** Buffalo 31 - Washington 29  
**TOI Leader:** Ehrhoff (25:59)  
**Man Games Lost:** 130

Tue., **JANUARY 14, 2014** PHI 4 @ BUF 3 

**Goals:** Hodgson, D'Agostini, Ennis  
**Goalie:** Enroth (29 saves/33 shots)  
**Special Teams:** PP: 0/4; PK: 4/6;  
**Shots:** Philadelphia 33 - Buffalo 19  
**TOI Leader:** Ehrhoff (23:27)  
**Man Games Lost:** 134

Wed., **JANUARY 15, 2014** BUF 3 @ TOR 4 (SO) 

**Goals:** Ellis, Moulson, Hodgson  
**Goalie:** Miller (36 saves/39 shots)  
**Special Teams:** PP: 1/2; PK: 2/2;  
**Shots:** Toronto 39 - Buffalo 30  
**TOI Leader:** Ehrhoff (26:08)  
**Man Games Lost:** 138

Sat., **JANUARY 18, 2014** CBJ 4 @ BUF 3 (SO) 

**Goals:** Myers (2), Stafford  
**Goalie:** Miller (32 saves/35 shots)  
**Special Teams:** PP: 1/4; PK: 1/2;  
**Shots:** Columbus 35 - Buffalo 29  
**TOI Leader:** Ehrhoff (29:19)  
**Man Games Lost:** 142

Tue., **JANUARY 21, 2014** FLA 4 @ BUF 3 

**Goals:** Stafford (2), Ott  
**Goalie:** Miller (18 saves/22 shots)  
**Special Teams:** PP: 2/7; PK: 1/1;  
**Shots:** Buffalo 35 - Florida 22  
**TOI Leader:** Myers (24:03)  
**Man Games Lost:** 145



Thu., **JANUARY 23, 2014** CAR 5 @ BUF 3



**Goals:** Hodgson, Flynn, Ennis  
**Goalie:** Enroth (28 saves/32 shots); 1 ENG  
**Special Teams:** PP: 0/2; PK: 3/3;  
**Shots:** Carolina 33 - Buffalo 29  
**TOI Leader:** Ehrhoff (23:36)  
**Man Games Lost:** 147

Sat., **JANUARY 25, 2014** BUF 5 @ CBJ 2



**Goals:** Ellis, Ehrhoff, Foligno, Ott, Hodgson  
**Goalie:** Miller (36 saves/38 shots)  
**Special Teams:** PP: 0/1; PK: 4/4;  
**Shots:** Columbus 38 - Buffalo 22  
**TOI Leader:** Myers (23:14)  
**Man Games Lost:** 149

Mon., **JANUARY 27, 2014** BUF 0 @ PIT 3



**Goals:** N/A  
**Goalie:** Miller (31 saves/33 shots); 1 ENG  
**Special Teams:** PP: 0/3; PK: 1/1;  
**Shots:** Pittsburgh 34 - Buffalo 24  
**TOI Leader:** Myers (24:07)  
**Man Games Lost:** 152

Tue., **JANUARY 28, 2014** WSH 5 @ BUF 4 (OT)



**Goals:** Hodgson (2), Ehrhoff, Varone  
**Goalie:** Enroth (30 saves/35 shots)  
**Special Teams:** PP: 1/2; PK: 1/3;  
**Shots:** Washington 35 - Buffalo 27  
**TOI Leader:** Myers (22:10)  
**Man Games Lost:** 155

Thu., **JANUARY 30, 2014** BUF 3 @ PHX 2



**Goals:** Ennis, Ott, Girgensons  
**Goalie:** Miller (38 saves/40 shots)  
**Special Teams:** PP: 1/2; PK: 2/3;  
**Shots:** Phoenix 40 - Buffalo 28  
**TOI Leader:** McBain (22:57)  
**Man Games Lost:** 158

Sat., **FEBRUARY 1, 2014** BUF 1 @ COL 7



**Goals:** D'Agostini  
**Goalie:** Miller (22 saves/27 shots)/Enroth (10 saves/12 shots)  
**Special Teams:** PP: 1/5; PK: 4/6;  
**Shots:** Colorado 39 - Buffalo 28  
**TOI Leader:** Ehrhoff (22:37)  
**Man Games Lost:** 161

Mon., **FEBRUARY 3, 2014** EDM 3 @ BUF 2



**Goals:** Ott, Stafford  
**Goalie:** Enroth (25 saves/28 shots)  
**Special Teams:** PP: 1/6; PK: 5/5;  
**Shots:** Buffalo 44 - Edmonton 28  
**TOI Leader:** Ehrhoff (24:29)  
**Man Games Lost:** 163

Wed., **FEBRUARY 5, 2014** PIT 5 @ BUF 1



**Goals:** Stafford  
**Goalie:** Miller (29 saves/34 shots)  
**Special Teams:** PP: 0/1; PK: 3/4;  
**Shots:** Pittsburgh 34 - Buffalo 25  
**TOI Leader:** Ehrhoff (23:59)  
**Man Games Lost:** 166

Thu., **FEBRUARY 6, 2014** BUF 2 @ OTT 3



**Goals:** Ennis, Stafford  
**Goalie:** Enroth (33 saves/36 shots)  
**Special Teams:** PP: 0/7; PK: 3/3;  
**Shots:** Ottawa 36 - Buffalo 32  
**TOI Leader:** Ehrhoff (24:39)  
**Man Games Lost:** 169

Tue., **FEBRUARY 25, 2014** CAR 2 @ BUF 3



**Goals:** Ehrhoff (2), Ennis  
**Goalie:** Miller (36 saves/38 shots)  
**Special Teams:** PP: 1/3; PK: 5/5;  
**Shots:** Carolina 38 - Buffalo 18  
**TOI Leader:** Ehrhoff (24:20)  
**Man Games Lost:** 169

Wed., **FEBRUARY 26, 2014** BOS 3 @ BUF 4 (OT)



**Goals:** Girgensons, Myers, Moulson, D'Agostini  
**Goalie:** Enroth (29 saves/33 shots)  
**Special Teams:** PP: 1/5; PK: 2/4;  
**Shots:** Boston 33 - Buffalo 26  
**TOI Leader:** Ott (21:51)  
**Man Games Lost:** 172

Fri., **FEBRUARY 28, 2014** SJS 2 @ BUF 4



**Goals:** Hodgson, Flynn, Moulson, Myers  
**Goalie:** Enroth (36 saves/38 shots)  
**Special Teams:** PP: 1/2; PK: 2/2;  
**Shots:** San Jose 38 - Buffalo 20  
**TOI Leader:** Ehrhoff (23:19)  
**Man Games Lost:** 173

Mon., **MARCH 3, 2014** BUF 2 @ DAL 3



**Goals:** Ennis (2)  
**Goalie:** Enroth (36 saves/39 shots)  
**Special Teams:** PP: 0/1; PK: 5/6;  
**Shots:** Dallas 39 - Buffalo 23  
**TOI Leader:** Myers (23:41)  
**Man Games Lost:** 173

Thu., **MARCH 6, 2014** BUF 3 @ TBL 1



**Goals:** Myers, Foligno, Hodgson  
**Goalie:** Enroth (43 saves/44 shots)  
**Special Teams:** PP: 0/2; PK: 3/3;  
**Shots:** Tampa Bay 44 - Buffalo 21  
**TOI Leader:** McBain (21:35)  
**Man Games Lost:** 173

Fri., **MARCH 7, 2014** BUF 0 @ FLA 2



**Goals:** N/A  
**Goalie:** Neuvirth (42 saves/44 shots)  
**Special Teams:** PP: 0/2; PK: 6/8;  
**Shots:** Florida 44 - Buffalo 25  
**TOI Leader:** Ehrhoff (24:40)  
**Man Games Lost:** 176

Sun., **MARCH 9, 2014** CHI 2 @ BUF 1



**Goals:** Stafford  
**Goalie:** Enroth (29 saves/31 shots)  
**Special Teams:** PP: 0/5; PK: 5/5;  
**Shots:** Chicago 31 - Buffalo 21  
**TOI Leader:** Ehrhoff (25:11)  
**Man Games Lost:** 180

Tue., **MARCH 11, 2014** NSH 4 @ BUF 1



**Goals:** Stafford  
**Goalie:** Enroth (29 saves/31 shots)  
**Special Teams:** PP: 0/5; PK: 5/5;  
**Shots:** Chicago 31 - Buffalo 21  
**TOI Leader:** Ennis (24:17)  
**Man Games Lost:** 184

Thu., **MARCH 13, 2014** BUF 2 @ CAR 4



**Goals:** Ennis, Stafford  
**Goalie:** Neuvirth (51 saves/54 shots); 1 ENG  
**Special Teams:** PP: 0/2; PK: 4/5;  
**Shots:** Carolina 55 - Buffalo 23  
**TOI Leader:** Myers (23:35)  
**Man Games Lost:** 187

Sat., **MARCH 15, 2014** BUF 1 @ NYI 4



**Goals:** Ennis  
**Goalie:** Enroth (34 saves/37 shots)  
**Special Teams:** PP: 1/6; PK: 2/3;  
**Shots:** NY Islanders 38 - Buffalo 34  
**TOI Leader:** Ehrhoff (25:43)  
**Man Games Lost:** 192

Sun., **MARCH 16, 2014** MTL 2 @ BUF 0



**Goals:** N/A  
**Goalie:** Enroth (20 saves/22 shots); Lieuwen (10 saves/10 shots)  
**Special Teams:** PP: 0/3; PK: 3/3;  
**Shots:** Montreal 32 - Buffalo 29  
**TOI Leader:** Ehrhoff (25:39)  
**Man Games Lost:** 198

Tue., **MARCH 18, 2014** BUF 1 @ CGY 3



**Goals:** Stafford  
**Goalie:** Lieuwen (23 saves/26 shots)  
**Special Teams:** PP: 0/2; PK: 1/1;  
**Shots:** Calgary 26 - Buffalo 14  
**TOI Leader:** Ehrhoff (25:23)  
**Man Games Lost:** 204

Thu., **MARCH 20, 2014** BUF 3 @ EDM 1



**Goals:** Conacher (2), Stafford  
**Goalie:** Hackett (35 saves/36 shots)  
**Special Teams:** PP: 1/2; PK: 5/6;  
**Shots:** Edmonton 36 - Buffalo 36  
**TOI Leader:** Stafford (22:19)  
**Man Games Lost:** 210

Sun., **MARCH 23, 2014** BUF 2 @ VAN 4



**Goals:** Ennis, McBain  
**Goalie:** Lieuwen (32 saves/36 shots)  
**Special Teams:** PP: 0/1; PK: 1/1;  
**Shots:** Vancouver 36 - Buffalo 18  
**TOI Leader:** Ehrhoff (22:36)  
**Man Games Lost:** 216

Tue., **MARCH 25, 2014** BUF 0 @ MTL 2



**Goals:** N/A  
**Goalie:** Hackett (33 saves/35 shots)  
**Special Teams:** PP: 0/3; PK: 5/6;  
**Shots:** Montreal 35 - Buffalo 24  
**TOI Leader:** Ehrhoff (25:08)  
**Man Games Lost:** 222



Thu., **MARCH 27, 2014** BUF 1 @ NSH 6



**Goals:** Ristolainen  
**Goalie:** Hackett (11 saves/15 shots); Lieuwen (17 saves/19 shots)  
**Special Teams:** PP: 0/3; PK: 2/3;  
**Shots:** Nashville 34 - Buffalo 33  
**TOI Leader:** McBain (23:13)  
**Man Games Lost:** 230

Sat., **MARCH 29, 2014** TBL 4 @ BUF 3 (OT)



**Goals:** D'Agostini, Hodgson, Conacher  
**Goalie:** Hackett (29 saves/33 shots)  
**Special Teams:** PP: 0/3; PK: 2/4;  
**Shots:** Tampa Bay 33 - Buffalo 28  
**TOI Leader:** Ehrhoff (26:06)  
**Man Games Lost:** 238

Tue., **APRIL 1, 2014** NJD 2 @ BUF 3 (SO)



**Goals:** Ennis (2); GDG-Leino  
**Goalie:** Lieuwen (33 saves/35 shots)  
**Special Teams:** PP: 1/3; PK: 1/2;  
**Shots:** New Jersey 35 - Buffalo 27  
**TOI Leader:** Ehrhoff (27:39)  
**Man Games Lost:** 245

Thu., **APRIL 3, 2014** BUF 1 @ STL 2



**Goals:** Hodgson  
**Goalie:** Lieuwen (26 saves/28 shots)  
**Special Teams:** PP: 1/3; PK: 2/2;  
**Shots:** St. Louis 28 - Buffalo 25  
**TOI Leader:** Leino (22:47)  
**Man Games Lost:** 254

Fri., **APRIL 4, 2014** BUF 2 @ DET 3



**Goals:** McBain, Deslauriers  
**Goalie:** Hackett (28 saves/31 shots)  
**Special Teams:** PP: 1/3; PK: 2/3;  
**Shots:** Detroit 31 - Buffalo 23  
**TOI Leader:** Ehrhoff (25:57)  
**Man Games Lost:** 264

Sun., **APRIL 6, 2014** BUF 2 @ PHI 5



**Goals:** Hodgson, Weber  
**Goalie:** Lieuwen (32 saves/37 shots)  
**Special Teams:** PP: 1/6; PK: 3/4;  
**Shots:** Philadelphia 37 - Buffalo 19  
**TOI Leader:** Ehrhoff (25:38)  
**Man Games Lost:** 274

Tue., **APRIL 8, 2014** DET 4 @ BUF 2



**Goals:** Girgensons (2)  
**Goalie:** Hackett (33 saves/36 shots); 1 ENG  
**Special Teams:** PP: 0/3; PK: 5/5;  
**Shots:** Detroit 37 - Buffalo 27  
**TOI Leader:** Ehrhoff (24:44)  
**Man Games Lost:** 282

Thu., **APRIL 10, 2014** BUF 1 @ NYR 2



**Goals:** Stafford  
**Goalie:** Hackett (30 saves/28 shots)  
**Special Teams:** PP: 0/2; PK: 4/4;  
**Shots:** NY Rangers 30 - Buffalo 24  
**TOI Leader:** Ehrhoff (24:08)  
**Man Games Lost:** 288

Sat., **APRIL 12, 2014** BUF 1 @ BOS 4



**Goals:** Hodgson  
**Goalie:** Hackett (20 saves/23 shots); Knapp (6 saves/7 shots)  
**Special Teams:** PP: 0/2; PK: 2/3;  
**Shots:** Boston 30 - Buffalo 25  
**TOI Leader:** Tallinder (23:17)  
**Man Games Lost:** 294

Sun., **APRIL 13, 2014** NYI 4 @ BUF 3 (SO)




**Goals:** McBain, Ellis, Mitchell  
**Goalie:** Knapp (22 saves/25 shots)  
**Special Teams:** PP: 0/2; PK: 1/2;  
**Shots:** Buffalo 39 - NY Islanders 25  
**TOI Leader:** McBain (25:41)  
**Man Games Lost:** 305

@ Anaheim	Ducks	Sabres	Attendance	Goaltenders	W. Goal
Nov 8, 2013	6	2	15,577	Frederik Andersen / Ryan Miller	Ryan Getzlaf

@ Buffalo	Ducks	Sabres	Attendance	Goaltenders	W. Goal
Nov 2, 2013	6	3	19,070	Jonas Hiller / Jhonas Enroth	Corey Perry

**SABRES**  INDIVIDUAL SCORING

Player	GP	G	A	P	+/-	PIM	PP	SH	GW	EN	S	%
Mikhail Grigorenko	1	2	0	2	0	0	0	0	0	0	4	50.0
Cody Hodgson	2	1	1	2	-1	0	1	0	0	0	2	50.0
Cody McCormick	2	0	2	2	0	2	0	0	0	0	3	0.0
Matt Moulson	2	0	2	2	-1	0	0	0	0	0	2	0.0
Tyler Myers	2	1	0	1	-1	2	0	0	0	0	3	33.3
Henrik Tallinder	2	1	0	1	-2	2	0	0	0	0	2	50.0
Johan Larsson	2	0	1	1	0	0	0	0	0	0	3	0.0
Mark Pysyk	2	0	1	1	-4	0	0	0	0	0	1	0.0
Drew Stafford	2	0	1	1	-1	0	0	0	0	0	6	0.0
Corey Tropp	2	0	1	1	-5	0	0	0	0	0	3	0.0
Tyler Ennis	2	0	0	0	-1	0	0	0	0	0	2	0.0
Steve Ott	2	0	0	0	-5	2	0	0	0	0	3	0.0
Marcus Foligno	2	0	0	0	-5	0	0	0	0	0	0	0.0
Christian Ehrhoff	1	0	0	0	-2	0	0	0	0	0	1	0.0
Brian Flynn	2	0	0	0	1	0	0	0	0	0	1	0.0
Zemgus Girgensons	2	0	0	0	1	0	0	0	0	0	3	0.0
Jamie McBain	1	0	0	0	0	0	0	0	0	0	1	0.0
Rasmus Ristolainen	2	0	0	0	-1	0	0	0	0	0	2	0.0
Ville Leino	1	0	0	0	-1	0	0	0	0	0	0	0.0
Nikita Zadorov	2	0	0	0	-2	2	0	0	0	0	2	0.0

**DUCKS**  INDIVIDUAL SCORING

Player	GP	G	A	P	+/-	PIM	PP	SH	GW	EN	S	%
Ryan Getzlaf	2	4	3	7	5	0	1	0	1	0	9	44.4
Dustin Penner	2	1	4	5	5	0	0	0	0	0	5	20.0
Corey Perry	2	2	4	6	0	0	0	0	1	0	9	22.2
Cam Fowler	2	1	2	3	0	0	1	0	0	0	3	33.3
Emerson Etem	2	2	0	2	2	0	0	0	0	0	7	28.6
Andrew Coglianò	2	1	1	2	0	0	0	0	0	0	5	20.0
Daniel Winnik	2	0	2	2	0	0	0	0	0	0	5	0.0
Mathieu Perreault	2	0	2	2	3	0	0	0	0	0	3	0.0
Sami Vatanen	2	1	0	1	1	0	0	0	0	0	2	50.0
Hampus Lindholm	2	0	1	1	2	0	0	0	0	0	3	0.0
Bryan Allen	2	0	1	1	3	0	0	0	0	0	2	0.0
Francois Beauchemin	2	0	1	1	4	2	0	0	0	0	1	0.0
Devante Smith-Pelly	2	0	1	1	2	0	0	0	0	0	7	0.0
Rickard Rakell	1	0	1	1	0	0	0	0	0	0	1	0.0
Ben Lovejoy	1	0	0	0	1	0	0	0	0	0	1	0.0
Nick Bonino	2	0	0	0	-1	0	0	0	0	0	3	0.0
Teemu Selanne	1	0	0	0	0	0	0	0	0	0	7	0.0
Patrick Maroon	1	0	0	0	-1	0	0	0	0	0	1	0.0
Luca Sbisa	1	0	0	0	1	4	0	0	0	0	0	0.0
Kyle Palmieri	2	0	0	0	-2	0	0	0	0	0	1	0.0
Peter Holland	1	0	0	0	-1	2	0	0	0	0	0	0.0

**Power Play:** 1 - 4 (25%) **Penalty Killing:** 3 - 5 (60%) 

Goaltender	GP	Min	GA	GAA	SO	W	L	OT	SA	SV%
Jhonas Enroth	2	80	6	4.50	0	0	1	0	41	.854
Ryan Miller	1	40	6	9.00	0	0	1	0	34	.824


**Power Play:** 2 - 5 (40%) **Penalty Killing:** 3 - 4 (75%) 

Goaltender	GP	Min	GA	GAA	SO	W	L	OT	SA	SV%
Frederik Andersen	1	60	2	2.00	0	1	0	0	27	.926
Jonas Hiller	1	60	3	3.00	0	1	0	0	17	.824




@ Boston	Bruins	Sabres	Attendance	Goaltenders	W. Goal
Dec 21, 2013	4	1	17,565	Tuukka Rask / Jhonas Enroth	David Krejci
Apr 12, 2014	4	1	17,565	Tuukka Rask / Matthew Hackett	David Krejci


@ Buffalo	Bruins	Sabres	Attendance	Goaltenders	W. Goal
Oct 23, 2013	5	2	17,645	Chad Johnson / Ryan Miller	Dougie Hamilton
Dec 19, 2013	2	4	18,217	Ryan Miller / Chad Johnson	Drew Stafford
Feb 26, 2014	4	5 (OT)	19,070	Jhonas Enroth / Chad Johnson	Matt D'Agostini

**SABRES**  INDIVIDUAL SCORING


Player	GP	G	A	P	+/-	PIM	PP	SH	GW	EN	S	%
Marcus Foligno	5	1	4	5	2	7	0	0	0	0	4	25.0
Brian Flynn	5	2	2	4	5	0	0	1	0	0	7	28.6
Cody Hodgson	4	2	1	3	-3	0	1	0	0	0	10	20.0
Zemgus Girgensons	5	2	1	3	0	2	0	0	0	0	12	16.7
Jamie McBain	4	0	3	3	-1	0	0	0	0	0	3	0.0
Ville Leino	3	0	3	3	2	0	0	0	0	0	2	0.0
Tyler Myers	4	2	0	2	1	5	1	0	0	0	5	40.0
Matt Moulson	3	1	1	2	-1	4	0	0	0	0	11	9.1
Matt D'Agostini	4	1	1	2	-1	0	0	0	1	0	8	12.5
Steve Ott	4	0	2	2	1	2	0	0	0	0	3	0.0
Christian Ehrhoff	5	0	2	2	-3	0	0	0	0	0	7	0.0
Drew Stafford	5	1	0	1	-4	0	0	0	1	0	14	7.1
Nikita Zadorov	1	1	0	1	-1	0	0	0	0	0	1	100.0
Alexander Sulzer	3	0	1	1	2	0	0	0	0	0	2	0.0
Henrik Tallinder	5	0	1	1	2	2	0	0	0	0	3	0.0
Thomas Vanek	1	0	1	1	-2	0	0	0	0	0	0	0.0
Mike Weber	5	0	1	1	-3	6	0	0	0	0	3	0.0
Matt Ellis	4	0	0	0	-1	0	0	0	0	0	13	0.0
Jake McCabe	1	0	0	0	0	15	0	0	0	0	0	0.0
Rasmus Ristolainen	1	0	0	0	-2	0	0	0	0	0	3	0.0
Tyler Ennis	4	0	0	0	-6	2	0	0	0	0	10	0.0
Johan Larsson	1	0	0	0	0	2	0	0	0	0	0	0.0
Mark Pysyk	1	0	0	0	-1	0	0	0	0	0	0	0.0
Linus Omark	1	0	0	0	-1	2	0	0	0	0	1	0.0
Cody McCormick	1	0	0	0	-1	0	0	0	0	0	0	0.0
Torrey Mitchell	1	0	0	0	0	0	0	0	0	0	1	0.0
Kevin Porter	3	0	0	0	0	2	0	0	0	0	0	0.0
Mikhail Grigorenko	1	0	0	0	0	0	0	0	0	0	1	0.0
Chris Stewart	1	0	0	0	0	0	0	0	0	0	0	0.0
Cory Conacher	1	0	0	0	0	2	0	0	0	0	1	0.0
John Scott	3	0	0	0	0	41	0	0	0	0	0	0.0

**BRUINS**  INDIVIDUAL SCORING

Player	GP	G	A	P	+/-	PIM	PP	SH	GW	EN	S	%
Milan Lucic	5	4	3	7	0	8	1	0	0	0	11	36.4
David Krejci	5	3	3	6	0	2	1	0	2	0	9	33.3
Torey Krug	5	2	4	6	0	2	1	0	0	0	18	11.1
Brad Marchand	5	3	2	5	4	2	0	1	0	0	9	33.3
Reilly Smith	5	2	2	4	4	0	1	0	0	1	11	18.2
Carl Soderberg	5	0	4	4	-2	4	0	0	0	0	11	0.0
Jarome Iginla	5	0	4	4	0	0	0	0	0	0	18	0.0
Patrice Bergeron	5	1	2	3	4	11	0	0	0	0	11	9.1
Zdeno Chara	5	1	2	3	1	14	1	0	0	0	16	6.2
Johnny Boychuk	5	0	2	2	3	4	0	0	0	0	8	0.0
Gregory Campbell	5	1	0	1	1	6	0	0	0	0	3	33.3
Dougie Hamilton	3	1	0	1	2	0	0	0	1	0	4	25.0
Chris Kelly	2	1	0	1	0	2	0	0	0	0	5	20.0
Matthew Bartkowski	4	0	1	1	2	0	0	0	0	0	6	0.0
Jordan Caron	3	0	1	1	0	2	0	0	0	0	5	0.0
Ryan Spooner	2	0	1	1	-2	2	0	0	0	0	3	0.0
Shawn Thornton	3	0	1	1	1	2	0	0	0	0	3	0.0
David Warsofsky	2	0	0	0	-1	0	0	0	0	0	2	0.0
Daniel Paille	3	0	0	0	-1	0	0	0	0	0	2	0.0
Loui Eriksson	3	0	0	0	-1	0	0	0	0	0	7	0.0
Matthew Fraser	2	0	0	0	-1	5	0	0	0	0	3	0.0
Kevan Miller	2	0	0	0	-1	2	0	0	0	0	1	0.0
Nick Johnson	2	0	0	0	-1	0	0	0	0	0	2	0.0
Adam McQuaid	1	0	0	0	0	17	0	0	0	0	0	0.0
Dennis Seidenberg	3	0	0	0	2	0	0	0	0	0	4	0.0

**Power Play:** 2 - 20 (10%) **Penalty Killing:** 11 - 16 (68.8%) 

Goaltender	GP	Min	GA	GAA	SO	W	L	OT	SA	SV%
Jhonas Enroth	2	118	7	3.56	0	1	1	0	71	.901
Ryan Miller	2	120	7	3.50	0	1	1	0	70	.900
Connor Knapp	1	11	1	5.18	0	0	0	0	7	.857
Matthew Hackett	1	48	3	3.72	0	0	1	0	23	.870

**Power Play:** 5 - 16 (31.2%) **Penalty Killing:** 18 - 20 (90%) 

Goaltender	GP	Min	GA	GAA	SO	W	L	OT	SA	SV%
Tuukka Rask	2	119	2	1.00	0	2	0	0	60	.967
Chad Johnson	3	177	11	3.71	0	1	1	1	65	.831

@ Calgary	Flames	Sabres	Attendance	Goaltenders	W. Goal
Mar 18, 2014	3	1	19,289	Joni Ortio / Nathan Lieuwen	Michael Cammalleri

@ Buffalo	Flames	Sabres	Attendance	Goaltenders	W. Goal
Dec 14, 2013	2	1	18,368	Karri Ramo / Jhonas Enroth	Matt Stajan

**SABRES**  INDIVIDUAL SCORING

Player	GP	G	A	P	+/-	PIM	PP	SH	GW	EN	S	%
Matt Moulson	1	1	0	1	1	0	0	0	0	0	2	50.0
Drew Stafford	2	1	0	1	0	2	0	0	0	0	4	25.0
Zemgus Girgensons	1	0	1	1	1	0	0	0	0	0	3	0.0
Christian Ehrhoff	2	0	1	1	-2	0	0	0	0	0	1	0.0
Torrey Mitchell	1	0	0	0	-1	0	0	0	0	0	0	0.0
Nicolas Deslauriers	1	0	0	0	-1	0	0	0	0	0	2	0.0
Matt D'Agostini	2	0	0	0	-3	0	0	0	0	0	3	0.0
Cory Conacher	1	0	0	0	0	0	0	0	0	0	0	0.0
Mike Weber	2	0	0	0	0	0	0	0	0	0	0	0.0
Brian Flynn	2	0	0	0	0	0	0	0	0	0	3	0.0
Jamie McBain	2	0	0	0	-1	0	0	0	0	0	3	0.0
Henrik Tallinder	2	0	0	0	0	0	0	0	0	0	1	0.0
John Scott	2	0	0	0	-1	2	0	0	0	0	0	0.0
Chad Ruhwedel	1	0	0	0	0	0	0	0	0	0	1	0.0
Steve Ott	1	0	0	0	-1	0	0	0	0	0	0	0.0
Ville Leino	2	0	0	0	-2	0	0	0	0	0	4	0.0
Rasmus Ristolainen	1	0	0	0	-2	0	0	0	0	0	1	0.0
Cody Hodgson	1	0	0	0	-1	0	0	0	0	0	3	0.0
Cody McCormick	1	0	0	0	0	0	0	0	0	0	0	0.0
Tyler Myers	1	0	0	0	0	0	0	0	0	0	1	0.0
Matt Ellis	2	0	0	0	-1	0	0	0	0	0	3	0.0
Tyler Ennis	2	0	0	0	2	0	0	0	0	0	4	0.0
Brayden McNabb	1	0	0	0	0	2	0	0	0	0	2	0.0
Marcus Foligno	2	0	0	0	-2	6	0	0	0	0	0	0.0

**FLAMES**  INDIVIDUAL SCORING

Player	GP	G	A	P	+/-	PIM	PP	SH	GW	EN	S	%
Paul Byron	2	2	1	3	4	0	0	1	0	0	3	66.7
Chris Butler	2	0	3	3	3	0	0	0	0	0	0	0.0
Joe Colborne	2	1	0	1	0	0	0	0	0	0	5	20.0
Michael Cammalleri	2	1	0	1	0	0	0	0	1	0	10	10.0
Matt Stajan	2	1	0	1	0	4	0	0	1	0	2	50.0
David Jones	1	0	1	1	1	0	0	0	0	0	0	0.0
Tj Brodie	2	0	1	1	-1	4	0	0	0	0	3	0.0
Sean Monahan	2	0	1	1	0	0	0	0	0	0	2	0.0
Mikael Backlund	2	0	1	1	2	0	0	0	0	0	1	0.0
Shane O'Brien	1	0	0	0	1	0	0	0	0	0	0	0.0
Lance Bouma	2	0	0	0	1	0	0	0	0	0	4	0.0
Mark Giordano	2	0	0	0	2	0	0	0	0	0	5	0.0
Curtis Glencross	2	0	0	0	1	0	0	0	0	0	2	0.0
Ben Hanowski	1	0	0	0	-1	0	0	0	0	0	0	0.0
Ladislav Smid	2	0	0	0	1	2	0	0	0	0	0	0.0
Tyler Wotherspoon	1	0	0	0	0	0	0	0	0	0	0	0.0
Kris Russell	2	0	0	0	0	0	0	0	0	0	2	0.0
Brian McGrattan	2	0	0	0	0	0	0	0	0	0	4	0.0
Kevin Westgarth	1	0	0	0	0	0	0	0	0	0	0	0.0
T.J. Galiardi	1	0	0	0	0	2	0	0	0	0	2	0.0
Jiri Hudler	1	0	0	0	0	2	0	0	0	0	3	0.0
Lee Stempniak	1	0	0	0	-1	0	0	0	0	0	4	0.0

Power Play: 0 - 7 (0%)      Penalty Killing: 5 - 5 (100%) 

Goaltender	GP	Min	GA	GAA	SO	W	L	OT	SA	SV%
Jhonas Enroth	1	60	2	1.98	0	0	0	1	26	.923
Nathan Lieuwen	1	59	3	3.02	0	0	1	0	26	.885

Power Play: 0 - 5 (0%)      Penalty Killing: 7 - 7 (100%) 

Goaltender	GP	Min	GA	GAA	SO	W	L	OT	SA	SV%
Joni Ortio	1	60	1	1.00	0	1	0	0	14	.929
Karri Ramo	1	60	1	1.00	0	1	0	0	27	.963





@ Carolina	Hurricanes	Sabres	Attendance	Goaltenders	W. Goal
Mar 13, 2014	4	2	13,654	Cam Ward / Michal Neuvirth	Jiri Tlusty

@ Buffalo	Hurricanes	Sabres	Attendance	Goaltenders	W. Goal
Jan 23, 2014	5	3	18,468	Anton Khudobin / Jhonas Enroth	Andrej Sekera
Feb 25, 2014	2	3	18,719	Ryan Miller / Cam Ward	Christian Ehrhoff

SABRES INDIVIDUAL SCORING												
Player	GP	G	A	P	+/-	PIM	PP	SH	GW	EN	S	%
Drew Stafford	3	1	3	4	-3	0	0	0	0	0	5	20.0
Tyler Ennis	3	3	0	3	0	2	0	0	0	0	9	33.3
Christian Ehrhoff	3	2	0	2	-3	2	1	0	1	0	9	22.2
Cody Hodgson	3	1	0	1	-4	0	0	0	0	0	8	12.5
Brian Flynn	3	1	0	1	1	2	0	0	0	0	7	14.3
Zenon Konopka	2	0	1	1	0	0	0	0	0	0	1	0.0
Marcus Foligno	3	0	1	1	1	2	0	0	0	0	2	0.0
Matt Moulson	2	0	1	1	-3	0	0	0	0	0	2	0.0
Philip Varone	1	0	1	1	0	0	0	0	0	0	2	0.0
Cory Conacher	1	0	1	1	1	2	0	0	0	0	1	0.0
Mike Weber	3	0	1	1	-1	0	0	0	0	0	1	0.0
Steve Ott	2	0	1	1	-2	4	0	0	0	0	3	0.0
Cody McCormick	1	0	0	0	0	0	0	0	0	0	0	0.0
Tyler Myers	3	0	0	0	-5	2	0	0	0	0	5	0.0
Matt Ellis	3	0	0	0	0	0	0	0	0	0	2	0.0
Alexander Sulzer	3	0	0	0	0	0	0	0	0	0	1	0.0
Nicolas Deslauriers	1	0	0	0	-2	0	0	0	0	0	3	0.0
Matt D'Agostini	2	0	0	0	-2	2	0	0	0	0	4	0.0
Henrik Tallinder	2	0	0	0	-1	2	0	0	0	0	0	0.0
Jamie McBain	3	0	0	0	2	0	0	0	0	0	1	0.0
Zemgus Girgensons	2	0	0	0	0	4	0	0	0	0	2	0.0
John Scott	2	0	0	0	2	2	0	0	0	0	0	0.0
Ville Leino	3	0	0	0	-2	0	0	0	0	0	2	0.0

HURRICANES INDIVIDUAL SCORING												
Player	GP	G	A	P	+/-	PIM	PP	SH	GW	EN	S	%
Alexander Semin	3	4	1	5	4	4	1	0	0	0	13	30.8
Andrej Sekera	3	1	4	5	4	0	0	0	1	0	6	16.7
Jiri Tlusty	3	2	1	3	3	0	0	0	1	1	9	22.2
Eric Staal	3	1	2	3	5	0	0	0	0	0	11	9.1
Jeff Skinner	3	2	0	2	0	2	0	0	0	0	25	8.0
Justin Faulk	2	0	2	2	4	0	0	0	0	0	3	0.0
Jordan Staal	3	0	2	2	2	0	0	0	0	0	10	0.0
Nathan Gerbe	3	1	0	1	1	0	0	0	0	1	5	20.0
Mike Komisarek	2	0	1	1	-1	0	0	0	0	0	1	0.0
Tuomo Ruutu	2	0	1	1	-1	0	0	0	0	0	1	0.0
Patrick Dwyer	2	0	1	1	1	0	0	0	0	0	4	0.0
Ryan Murphy	1	0	1	1	0	0	0	0	0	0	1	0.0
Elias Lindholm	2	0	1	1	1	0	0	0	0	0	1	0.0
John-Michael Liles	2	0	0	0	-2	0	0	0	0	0	4	0.0
Riley Nash	3	0	0	0	0	4	0	0	0	0	8	0.0
Brett Bellemore	2	0	0	0	2	2	0	0	0	0	3	0.0
Drayson Bowman	3	0	0	0	-1	0	0	0	0	0	2	0.0
Jay Harrison	3	0	0	0	1	2	0	0	0	0	5	0.0
Andrei Loktionov	1	0	0	0	0	0	0	0	0	0	3	0.0
Radek Dvorak	3	0	0	0	-1	2	0	0	0	0	4	0.0
Manny Malhotra	2	0	0	0	-2	0	0	0	0	0	2	0.0
Ron Hainsey	3	0	0	0	1	0	0	0	0	0	5	0.0

Power Play:	1 - 7 (14.3%)	Penalty Killing:	12 - 13 (92.3%)							
Goaltender	GP	Min	GA	GAA	SO	W	L	OT	SA	SV%
Ryan Miller	1	60	2	2.00	0	1	0	0	38	.947
Jhonas Enroth	1	58	4	4.08	0	0	1	0	32	.875
Michal Neuvirth	1	58	3	3.07	0	0	1	0	54	.944

Power Play:	1 - 13 (7.7%)	Penalty Killing:	6 - 7 (85.7%)							
Goaltender	GP	Min	GA	GAA	SO	W	L	OT	SA	SV%
Anton Khudobin	1	59	3	3.01	0	1	0	0	29	.897
Cam Ward	2	119	5	2.51	0	1	1	0	41	.878



@ Chicago	Blackhawks	Sabres	Attendance	Goaltenders	W. Goal
Oct 12, 2013	2	1	21,261	Corey Crawford / Ryan Miller	Patrick Kane

@ Buffalo	Blackhawks	Sabres	Attendance	Goaltenders	W. Goal
Mar 9, 2014	2	1	19,070	Corey Crawford / Jhonas Enroth	Jonathan Toews

**SABRES** **INDIVIDUAL SCORING**

Player	GP	G	A	P	+/-	PIM	PP	SH	GW	EN	S	%
Drew Stafford	2	2	0	2	1	0	0	0	0	0	4	50.0
Mark Pysyk	1	0	1	1	1	0	0	0	0	0	3	0.0
Cory Conacher	1	0	1	1	0	0	0	0	0	0	3	0.0
Cody Hodgson	2	0	1	1	0	2	0	0	0	0	7	0.0
Tyler Ennis	2	0	1	1	-1	2	0	0	0	0	4	0.0
Nicolas Deslauriers	1	0	0	0	0	0	0	0	0	0	1	0.0
Johan Larsson	1	0	0	0	0	0	0	0	0	0	0	0.0
Matt D'Agostini	1	0	0	0	-1	4	0	0	0	0	0	0.0
Mike Weber	1	0	0	0	0	0	0	0	0	0	0	0.0
Henrik Tallinder	1	0	0	0	0	0	0	0	0	0	0	0.0
Jamie McBain	2	0	0	0	-1	0	0	0	0	0	2	0.0
Brian Flynn	2	0	0	0	-1	0	0	0	0	0	1	0.0
Steve Ott	1	0	0	0	0	4	0	0	0	0	5	0.0
John Scott	2	0	0	0	0	0	0	0	0	0	0	0.0
Zemgus Girgensons	1	0	0	0	0	2	0	0	0	0	1	0.0
Christian Ehrhoff	2	0	0	0	0	2	0	0	0	0	5	0.0
Ville Leino	1	0	0	0	0	0	0	0	0	0	0	0.0
Mikhail Grigorenko	1	0	0	0	0	0	0	0	0	0	1	0.0
Cody McCormick	1	0	0	0	0	0	0	0	0	0	0	0.0
Chad Ruhwedel	1	0	0	0	-1	2	0	0	0	0	2	0.0
Zenon Konopka	1	0	0	0	0	0	0	0	0	0	0	0.0
Tyler Myers	2	0	0	0	0	2	0	0	0	0	4	0.0
Rasmus Ristolainen	1	0	0	0	-1	2	0	0	0	0	0	0.0
Matt Ellis	1	0	0	0	0	0	0	0	0	0	0	0.0
Thomas Vanek	1	0	0	0	0	0	0	0	0	0	6	0.0
Marcus Foligno	2	0	0	0	-1	0	0	0	0	0	1	0.0
Alexander Sulzer	1	0	0	0	0	0	0	0	0	0	0	0.0

**BLACKHAWKS** **INDIVIDUAL SCORING**

Player	GP	G	A	P	+/-	PIM	PP	SH	GW	EN	S	%
Patrick Kane	2	2	0	2	-1	2	1	0	1	0	10	20.0
Andrew Shaw	2	0	2	2	1	0	0	0	0	0	6	0.0
Patrick Sharp	2	0	2	2	0	0	0	0	0	0	8	0.0
Jonathan Toews	2	1	0	1	0	0	0	0	1	0	6	16.7
Ben Smith	2	1	0	1	1	0	0	0	0	0	3	33.3
Brandon Saad	2	0	1	1	1	2	0	0	0	0	4	0.0
John Oduya	2	0	1	1	-2	2	0	0	0	0	4	0.0
Duncan Keith	2	0	1	1	3	0	0	0	0	0	5	0.0
Brent Seabrook	2	0	1	1	2	0	0	0	0	0	3	0.0
Brandon Bollig	2	0	0	0	1	2	0	0	0	0	2	0.0
Peter Regin	1	0	0	0	0	2	0	0	0	0	1	0.0
Joakim Nordstrom	1	0	0	0	0	0	0	0	0	0	2	0.0
Kris Versteeg	1	0	0	0	0	0	0	0	0	0	3	0.0
Niklas Hjalmarsson	2	0	0	0	-1	4	0	0	0	0	2	0.0
Michal Handzus	1	0	0	0	0	0	0	0	0	0	1	0.0
Marian Hossa	1	0	0	0	0	0	0	0	0	0	4	0.0
Nick Leddy	2	0	0	0	0	0	0	0	0	0	3	0.0
Sheldon Brookbank	1	0	0	0	0	0	0	0	0	0	2	0.0
David Rundblad	1	0	0	0	0	0	0	0	0	0	0	0.0
Brandon Pirri	1	0	0	0	1	0	0	0	0	0	1	0.0
Marcus Kruger	2	0	0	0	0	4	0	0	0	0	1	0.0
Bryan Bickell	2	0	0	0	-1	0	0	0	0	0	0	0.0

Power Play:	0 - 8 (0%)	Penalty Killing:	9 - 10 (90%)							
Goaltender	GP	Min	GA	GAA	SO	W	L	OT	SA	SV%
Jhonas Enroth	1	58	2	2.05	0	0	1	0	31	.935
Ryan Miller	1	58	2	2.05	0	0	1	0	40	.950

Power Play:	1 - 10 (10%)	Penalty Killing:	8 - 8 (100%)							
Goaltender	GP	Min	GA	GAA	SO	W	L	OT	SA	SV%
Corey Crawford	2	119	2	1.00	0	2	0	0	50	.960





@ Colorado	Avalanche	Sabres	Attendance	Goaltenders	W. Goal
Feb 1, 2014	7	1	16,649	Semyon Varlamov / Ryan Miller	Jamie McGinn

@ Buffalo	Avalanche	Sabres	Attendance	Goaltenders	W. Goal
Oct 19, 2013	4	2	18,422	Jean-Sebastien Giguere / Ryan Miller	Matt Duchene

**SABRES** INDIVIDUAL SCORING

Player	GP	G	A	P	+/-	PIM	PP	SH	GW	EN	S	%
Cody Hodgson	2	1	0	1	-2	0	0	0	0	0	5	20.0
Marcus Foligno	2	1	0	1	-3	0	0	0	0	0	4	25.0
Matt D'Agostini	1	1	0	1	0	0	1	0	0	0	2	50.0
Henrik Tallinder	2	0	1	1	-2	0	0	0	0	0	3	0.0
Christian Ehrhoff	2	0	1	1	-2	4	0	0	0	0	3	0.0
Tyler Myers	2	0	1	1	-3	2	0	0	0	0	2	0.0
Tyler Ennis	2	0	1	1	-1	0	0	0	0	0	8	0.0
Thomas Vanek	1	0	1	1	0	0	0	0	0	0	2	0.0
Drew Stafford	1	0	1	1	0	0	0	0	0	0	5	0.0
John Scott	2	0	0	0	-1	2	0	0	0	0	1	0.0
Mikhail Grigorenko	1	0	0	0	0	0	0	0	0	0	0	0.0
Ville Leino	1	0	0	0	-2	0	0	0	0	0	0	0.0
Chad Ruhwedel	1	0	0	0	0	0	0	0	0	0	3	0.0
Steve Ott	2	0	0	0	-3	0	0	0	0	0	9	0.0
Nikita Zadorov	1	0	0	0	0	0	0	0	0	0	0	0.0
Zenon Konopka	1	0	0	0	-1	5	0	0	0	0	1	0.0
Matt Ellis	1	0	0	0	-3	0	0	0	0	0	1	0.0
Philip Varone	1	0	0	0	-2	2	0	0	0	0	0	0.0
Johan Larsson	1	0	0	0	0	2	0	0	0	0	1	0.0
Mark Pysyk	1	0	0	0	-1	0	0	0	0	0	0	0.0
Mike Weber	2	0	0	0	-2	11	0	0	0	0	1	0.0
Brian Flynn	2	0	0	0	0	0	0	0	0	0	4	0.0
Jamie McBain	2	0	0	0	-2	0	0	0	0	0	1	0.0
Zemgus Girgensons	2	0	0	0	0	0	0	0	0	0	2	0.0

AVALANCHE INDIVIDUAL SCORING

Player	GP	G	A	P	+/-	PIM	PP	SH	GW	EN	S	%
Gabriel Landeskog	2	3	1	4	3	2	0	0	0	0	5	60.0
Ryan O'Reilly	2	1	3	4	2	0	0	0	0	0	5	20.0
Erik Johnson	2	0	4	4	0	0	0	0	0	0	2	0.0
Jamie McGinn	2	2	1	3	3	0	1	0	1	0	7	28.6
Nathan MacKinnon	2	1	2	3	3	0	1	0	0	0	5	20.0
Matt Duchene	2	1	2	3	1	0	1	0	1	0	6	16.7
Paul Stastny	1	1	0	1	1	2	0	0	0	0	1	100.0
Marc-Andre Cliche	2	1	0	1	1	0	0	0	0	0	4	25.0
Tyson Barrie	1	1	0	1	2	0	0	0	0	0	3	33.3
Steve Downie	1	0	1	1	1	17	0	0	0	0	3	0.0
PA Parenteau	2	0	1	1	1	0	0	0	0	0	3	0.0
Ryan Wilson	2	0	1	1	5	0	0	0	0	0	3	0.0
Andre Benoit	2	0	1	1	0	0	0	0	0	0	3	0.0
Patrick Bordeleau	2	0	1	1	1	2	0	0	0	0	0	0.0
Cory Sarich	1	0	0	0	-1	0	0	0	0	0	0	0.0
Alex Tanguay	1	0	0	0	1	2	0	0	0	0	1	0.0
Maxime Talbot	1	0	0	0	0	0	0	0	0	0	1	0.0
Nate Guenin	2	0	0	0	3	0	0	0	0	0	1	0.0
Nick Holden	1	0	0	0	2	2	0	0	0	0	4	0.0
Jan Hejda	2	0	0	0	1	2	0	0	0	0	3	0.0
John Mitchell	2	0	0	0	0	2	0	0	0	0	4	0.0
Cody McLeod	1	0	0	0	0	5	0	0	0	0	1	0.0

Power Play: 1 - 8 (12.5%)      Penalty Killing: 6 - 9 (66.7%)

Goaltender	GP	Min	GA	GAA	SO	W	L	OT	SA	SV%
Jhonas Enroth	1	20	2	6.00	0	0	0	0	12	.833
Ryan Miller	2	97	9	5.54	0	0	2	0	53	.830

Power Play: 3 - 9 (33.3%)      Penalty Killing: 7 - 8 (87.5%)

Goaltender	GP	Min	GA	GAA	SO	W	L	OT	SA	SV%
Jean-Sebastien Giguere	1	59	2	2.00	0	1	0	0	30	.933
Semyon Varlamov	1	59	1	1.00	0	1	0	0	28	.964



@ Columbus	Blue Jackets	Sabres	Attend	Goaltenders	W. Goal
Jan 25, 2014	2	5	16,272	Ryan Miller / Sergei Bobrovsky	Marcus Foligno

@ Buffalo	Blue Jackets	Sabres	Attend	Goaltenders	W. Goal
Oct 10, 2013	4	1	18,210	Sergei Bobrovsky / Ryan Miller	Nick Foligno
Jan 18, 2014	4 (SO)	3	19,070	Sergei Bobrovsky / Ryan Miller	Ryan Johansen

**SABRES** INDIVIDUAL SCORING

Player	GP	G	A	P	+/-	PIM	PP	SH	GW	EN	S	%
Christian Ehrhoff	3	1	3	4	7	2	0	1	0	0	8	12.5
Cody Hodgson	3	1	3	4	2	0	0	0	0	1	5	20.0
Tyler Myers	3	2	0	2	-4	6	1	0	0	0	3	66.7
Steve Ott	3	1	1	2	1	0	0	0	0	0	4	25.0
Tyler Ennis	3	0	2	2	1	2	0	0	0	0	11	0.0
Matt Ellis	2	1	0	1	1	0	0	0	0	0	5	20.0
Thomas Vanek	1	1	0	1	0	0	0	0	0	0	6	16.7
Drew Stafford	3	1	0	1	0	0	0	0	0	0	10	10.0
Marcus Foligno	3	1	0	1	-1	4	0	1	1	0	3	33.3
Henrik Tallinder	1	0	1	1	0	0	0	0	0	0	1	0.0
Jamie McBain	3	0	1	1	1	0	0	0	0	0	3	0.0
Ville Leino	2	0	1	1	0	0	0	0	0	0	0	0.0
Matt Moulson	2	0	1	1	2	0	0	0	0	0	4	0.0
Patrick Kaleta	1	0	0	0	0	5	0	0	0	0	0	0.0
Johan Larsson	1	0	0	0	-1	0	0	0	0	0	1	0.0
Mike Weber	3	0	0	0	-6	11	0	0	0	0	2	0.0
Mark Pysyk	2	0	0	0	1	0	0	0	0	0	2	0.0
Brian Flynn	3	0	0	0	-4	0	0	0	0	0	2	0.0
John Scott	1	0	0	0	0	0	0	0	0	0	0	0.0
Zemgus Girgensons	3	0	0	0	0	0	0	0	0	0	3	0.0
Cody McCormick	1	0	0	0	0	5	0	0	0	0	0	0.0
Chad Ruhwedel	1	0	0	0	1	0	0	0	0	0	1	0.0
Zenon Konopka	2	0	0	0	0	7	0	0	0	0	0	0.0
Rasmus Ristolainen	1	0	0	0	0	0	0	0	0	0	1	0.0
Brayden McNabb	1	0	0	0	-1	0	0	0	0	0	0	0.0
Kevin Porter	1	0	0	0	-1	0	0	0	0	0	0	0.0
Philip Varone	1	0	0	0	-1	0	0	0	0	0	3	0.0

**BLUE JACKETS** INDIVIDUAL SCORING

Player	GP	G	A	P	+/-	PIM	PP	SH	GW	EN	S	%
Brandon Dubinsky	3	2	1	3	0	0	1	0	0	0	11	18.2
Derek MacKenzie	3	1	2	3	2	0	0	0	0	0	3	33.3
Marian Gaborik	1	1	2	3	2	0	0	0	0	0	5	20.0
Mark Letestu	3	1	2	3	0	0	0	0	0	0	5	20.0
Cameron Atkinson	3	1	2	3	0	0	0	0	0	0	13	7.7
David Savard	2	1	1	2	2	2	0	0	0	0	3	33.3
Ryan Murray	3	0	2	2	3	0	0	0	0	0	3	0.0
James Wisniewski	3	0	2	2	-2	0	0	0	0	0	5	0.0
Nick Foligno	3	1	0	1	-1	5	0	0	1	0	6	16.7
Matthew Calvert	3	1	0	1	-2	0	0	0	0	0	5	20.0
R.J. Umberger	3	0	1	1	-1	0	0	0	0	0	7	0.0
Corey Tropp	2	0	1	1	2	0	0	0	0	0	0	0.0
Nikita Nikitin	3	0	1	1	1	0	0	0	0	0	7	0.0
Ryan Johansen	3	0	1	1	-1	0	0	0	0	0	12	0.0
Cody Bass	1	0	0	0	0	5	0	0	0	0	0	0.0
Boone Jenner	2	0	0	0	0	0	0	0	0	0	2	0.0
Jared Boll	1	0	0	0	0	5	0	0	0	0	0	0.0
Artem Anisimov	3	0	0	0	-1	0	0	0	0	0	9	0.0
Fedor Tyutin	1	0	0	0	-1	0	0	0	0	0	1	0.0
Nathan Horton	2	0	0	0	-1	4	0	0	0	0	1	0.0
Blake Comeau	1	0	0	0	0	2	0	0	0	0	1	0.0
Dalton Prout	2	0	0	0	0	7	0	0	0	0	0	0.0
Jack Johnson	3	0	0	0	-3	2	0	0	0	0	7	0.0

Power Play: 1 - 6 (16.7%) Penalty Killing: 9 - 10 (90%)

Goaltender	GP	Min	GA	GAA	SO	W	L	OT	SA	SV%
Ryan Miller	3	183	9	2.94	0	1	1	1	106	.915

Power Play: 1 - 10 (10%) Penalty Killing: 5 - 6 (83.3%)

Goaltender	GP	Min	GA	GAA	SO	W	L	OT	SA	SV%
Sergei Bobrovsky	3	148	7	2.83	0	2	1	0	66	.894
Curtis McElhinney	1	35	1	1.68	0	0	0	0	11	.909



@ Dallas	Stars	Sabres	Attendance	Goaltenders	W. Goal
Mar 3, 2014	3	2	14,235	Kari Lehtonen / Jhonas Enroth	Alex Chiasson

@ Buffalo	Stars	Sabres	Attendance	Goaltenders	W. Goal
Oct 28, 2013	4	3	18,295	Kari Lehtonen / Ryan Miller	Jamie Benn

**SABRES**  INDIVIDUAL SCORING

Player	GP	G	A	P	+/-	PIM	PP	SH	GW	EN	S	%
Tyler Ennis	2	2	2	4	2	0	0	0	0	0	5	40.0
Matt Moulson	2	2	2	4	3	0	0	0	0	0	5	40.0
Steve Ott	1	1	0	1	0	4	1	0	0	0	4	25.0
Jamie McBain	1	0	1	1	1	0	0	0	0	0	0	0.0
Mikhail Grigorenko	1	0	1	1	-2	0	0	0	0	0	1	0.0
Christian Ehrhoff	2	0	1	1	2	0	0	0	0	0	5	0.0
Cody Hodgson	2	0	1	1	0	2	0	0	0	0	3	0.0
Tyler Myers	2	0	1	1	-2	0	0	0	0	0	3	0.0
Drew Stafford	2	0	1	1	0	0	0	0	0	0	2	0.0
Henrik Tallinder	2	0	0	0	-2	0	0	0	0	0	1	0.0
John Scott	1	0	0	0	0	2	0	0	0	0	0	0.0
Rasmus Ristolainen	1	0	0	0	0	0	0	0	0	0	3	0.0
Ville Leino	2	0	0	0	-1	0	0	0	0	0	0	0.0
Nikita Zadorov	1	0	0	0	-1	0	0	0	0	0	0	0.0
Cody McCormick	2	0	0	0	-1	2	0	0	0	0	1	0.0
Matt Ellis	1	0	0	0	0	0	0	0	0	0	1	0.0
Marcus Foligno	2	0	0	0	-1	5	0	0	0	0	3	0.0
Johan Larsson	1	0	0	0	0	0	0	0	0	0	1	0.0
Matt D'Agostini	1	0	0	0	-1	2	0	0	0	0	2	0.0
Mark Pysyk	1	0	0	0	0	4	0	0	0	0	2	0.0
Mike Weber	1	0	0	0	0	0	0	0	0	0	0	0.0
Brian Flynn	2	0	0	0	0	0	0	0	0	0	2	0.0
Chris Stewart	1	0	0	0	-2	0	0	0	0	0	1	0.0
Zemgus Girgensons	2	0	0	0	0	2	0	0	0	0	3	0.0

INDIVIDUAL SCORING **STARS** 

Player	GP	G	A	P	+/-	PIM	PP	SH	GW	EN	S	%
Tyler Seguin	2	1	2	3	2	0	0	0	0	0	7	14.3
Alex Goligoski	2	2	0	2	1	0	1	0	0	0	6	33.3
Jordie Benn	2	1	1	2	1	0	0	0	0	0	5	20.0
Jamie Benn	2	1	1	2	2	0	0	0	1	0	1	100.0
Ray Whitney	2	0	2	2	0	0	0	0	0	0	6	0.0
Erik Cole	2	0	2	2	1	0	0	0	0	0	7	0.0
Alex Chiasson	2	1	0	1	-2	0	1	0	1	0	10	10.0
Vernon Fiddler	2	1	0	1	1	2	0	0	0	0	2	50.0
Antoine Roussel	2	0	1	1	0	4	0	0	0	0	3	0.0
Shawn Horcoff	2	0	1	1	0	0	0	0	0	0	0	0.0
Lane MacDermid	1	0	1	1	1	0	0	0	0	0	0	0.0
Ryan Garbutt	1	0	1	1	0	0	0	0	0	0	2	0.0
Valeri Nichushkin	2	0	1	1	0	0	0	0	0	0	4	0.0
Sergei Gonchar	2	0	0	0	1	0	0	0	0	0	2	0.0
Stephane Robidas	1	0	0	0	-1	0	0	0	0	0	0	0.0
Cody Eakin	2	0	0	0	-1	2	0	0	0	0	5	0.0
Kevin Connauton	1	0	0	0	0	0	0	0	0	0	0	0.0
Brenden Dillon	2	0	0	0	0	7	0	0	0	0	1	0.0
Trevor Daley	2	0	0	0	0	0	0	0	0	0	5	0.0
Rich Peverley	2	0	0	0	-1	0	0	0	0	0	2	0.0

Power Play: 1 - 4 (25%) Penalty Killing: 7 - 9 (77.8%) 

Goaltender	GP	Min	GA	GAA	SO	W	L	OT	SA	SV%
Ryan Miller	1	58	4	4.10	0	0	1	0	29	.862
Jhonas Enroth	1	59	3	3.01	0	0	1	0	39	.923

Power Play: 2 - 9 (22.2%) Penalty Killing: 3 - 4 (75%) 

Goaltender	GP	Min	GA	GAA	SO	W	L	OT	SA	SV%
Kari Lehtonen	2	119	5	2.50	0	2	0	0	48	.896



@ Detroit	Red Wings	Sabres	Attendance	Goaltenders	W. Goal
Oct 2, 2013	2	1	20,066	Jimmy Howard / Ryan Miller	Pavel Datsyuk
Apr 4, 2014	3	2	20,066	Jimmy Howard / Matthew Hackett	Daniel Alfredsson

@ Buffalo	Red Wings	Sabres	Attendance	Goaltenders	W. Goal
Nov 24, 2013	3	1	18,721	Jonas Gustavsson / Ryan Miller	Johan Franzen
Apr 8, 2014	4	2	18,710	Jimmy Howard / Matthew Hackett	David Legwand

SABRES INDIVIDUAL SCORING												
Player	GP	G	A	P	+/-	PIM	PP	SH	GW	EN	S	%
Zemgus Girgensons	4	3	0	3	0	2	0	0	0	0	10	30.0
Cody Hodgson	4	1	2	3	-4	2	0	0	0	0	8	12.5
Nicolas Deslauriers	2	1	0	1	0	0	0	0	0	0	3	33.3
Jamie McBain	2	1	0	1	-2	0	1	0	0	0	3	33.3
Chad Ruhwedel	1	0	1	1	1	0	0	0	0	0	3	0.0
Mike Weber	3	0	1	1	-2	4	0	0	0	0	2	0.0
Johan Larsson	2	0	1	1	0	0	0	0	0	0	1	0.0
Mark Pysyk	3	0	1	1	2	2	0	0	0	0	4	0.0
Ville Leino	3	0	1	1	-2	0	0	0	0	0	2	0.0
Brian Flynn	4	0	1	1	0	2	0	0	0	0	3	0.0
Drew Stafford	2	0	1	1	-1	2	0	0	0	0	3	0.0
Kevin Porter	1	0	0	0	0	0	0	0	0	0	0	0.0
Tyler Myers	2	0	0	0	-3	4	0	0	0	0	2	0.0
Mikhail Grigorenko	2	0	0	0	1	0	0	0	0	0	3	0.0
Torrey Mitchell	1	0	0	0	1	0	0	0	0	0	2	0.0
Tyler Ennis	4	0	0	0	-4	2	0	0	0	0	5	0.0
Henrik Tallinder	2	0	0	0	-2	2	0	0	0	0	2	0.0
Jake McCabe	2	0	0	0	-1	0	0	0	0	0	0	0.0
Patrick Kaleta	1	0	0	0	0	0	0	0	0	0	0	0.0
Luke Adam	2	0	0	0	1	0	0	0	0	0	2	0.0
Steve Ott	2	0	0	0	-2	0	0	0	0	0	4	0.0
Matt D'Agostini	2	0	0	0	-2	0	0	0	0	0	4	0.0
Brayden McNabb	1	0	0	0	1	0	0	0	0	0	0	0.0
Christian Ehrhoff	4	0	0	0	-1	2	0	0	0	0	9	0.0
Rasmus Ristolainen	3	0	0	0	-3	0	0	0	0	0	5	0.0
Marcus Foligno	2	0	0	0	-1	0	0	0	0	0	3	0.0
Cody McCormick	1	0	0	0	0	0	0	0	0	0	1	0.0
Chris Stewart	1	0	0	0	-2	2	0	0	0	0	0	0.0
Matt Ellis	2	0	0	0	0	0	0	0	0	0	3	0.0
Thomas Vanek	1	0	0	0	-2	0	0	0	0	0	2	0.0
John Scott	1	0	0	0	0	2	0	0	0	0	0	0.0
Alexander Sulzer	1	0	0	0	0	0	0	0	0	0	1	0.0
Corey Tropp	1	0	0	0	0	0	0	0	0	0	0	0.0
Cory Conacher	2	0	0	0	-1	0	0	0	0	0	2	0.0
Matt Moulson	1	0	0	0	1	0	0	0	0	0	0	0.0

RED WINGS INDIVIDUAL SCORING												
Player	GP	G	A	P	+/-	PIM	PP	SH	GW	EN	S	%
Daniel Alfredsson	4	2	3	5	3	0	0	0	1	1	9	22.2
Darren Helm	3	3	0	3	1	2	0	0	0	0	11	27.3
Johan Franzen	4	1	2	3	2	0	1	0	1	0	14	7.1
Pavel Datsyuk	3	2	0	2	4	0	0	0	1	1	9	22.2
Justin Abdelkader	4	0	2	2	2	2	0	0	0	0	6	0.0
Daniel DeKeyser	3	0	2	2	1	2	0	0	0	0	5	0.0
Niklas Kronwall	4	0	2	2	4	0	0	0	0	0	7	0.0
Tomas Jurco	2	1	0	1	-2	0	1	0	0	0	8	12.5
David Legwand	2	1	0	1	0	2	0	0	1	0	6	16.7
Mikael Samuelsson	2	1	0	1	1	2	0	0	0	0	4	25.0
Brendan Smith	4	1	0	1	2	4	0	0	0	0	4	25.0
Kyle Quincey	4	0	1	1	1	4	0	0	0	0	5	0.0
Drew Miller	4	0	1	1	3	0	0	0	0	0	4	0.0
Jakub Kindl	4	0	1	1	0	0	0	0	0	0	2	0.0
Lucas Glendening	2	0	1	1	3	0	0	0	0	0	2	0.0
Cory Emmerton	1	0	1	1	1	2	0	0	0	0	1	0.0
Henrik Zetterberg	2	0	1	1	2	4	0	0	0	0	6	0.0
Jonathan Ericsson	2	0	0	0	2	2	0	0	0	0	3	0.0
Brian Lashoff	3	0	0	0	0	0	0	0	0	0	0	0.0
Tomas Tatar	3	0	0	0	-1	0	0	0	0	0	7	0.0
Todd Bertuzzi	1	0	0	0	-1	0	0	0	0	0	2	0.0
Riley Sheahan	2	0	0	0	-1	0	0	0	0	0	4	0.0
Dan Cleary	2	0	0	0	-1	2	0	0	0	0	3	0.0
Joakim Andersson	2	0	0	0	-1	0	0	0	0	0	7	0.0
Stephen Weiss	2	0	0	0	0	2	0	0	0	0	1	0.0
Gustav Nyquist	3	0	0	0	0	0	0	0	0	0	6	0.0

Power Play:	1 - 15 (6.7%)	Penalty Killing:	12 - 14 (85.7%)							
Goaltender	GP	Min	GA	GAA	SO	W	L	OT	SA	SV%
Matthew Hackett	2	118	6	3.05	0	0	2	0	67	.910
Ryan Miller	2	117	4	2.04	0	0	2	0	67	.940

Power Play:	2 - 14 (14.3%)	Penalty Killing:	14 - 15 (93.3%)							
Goaltender	GP	Min	GA	GAA	SO	W	L	OT	SA	SV%
Jimmy Howard	3	179	5	1.67	0	3	0	0	70	.929
Jonas Gustavsson	1	59	1	1.01	0	1	0	0	22	.955





@ Edmonton	Oilers	Sabres	Attendance	Goaltenders	W. Goal
Mar 20, 2014	1	3	16,839	Matthew Hackett / Ben Scrivens	Cory Conacher

@ Buffalo	Oilers	Sabres	Attendance	Goaltenders	W. Goal
Feb 3, 2014	3	2	18,531	Ilya Bryzgalov / Jhonas Enroth	Matt Hendricks

**SABRES** INDIVIDUAL SCORING

Player	GP	G	A	P	+/-	PIM	PP	SH	GW	EN	S	%
Cory Conacher	1	2	1	3	2	4	1	0	1	0	5	40.0
Drew Stafford	2	2	0	2	0	2	0	1	0	0	9	22.2
Cody Hodgson	2	0	2	2	0	0	0	0	0	0	2	0.0
Steve Ott	1	1	0	1	0	4	1	0	0	0	2	50.0
Tyler Myers	1	0	1	1	0	2	0	0	0	0	3	0.0
Tyler Ennis	2	0	1	1	-1	2	0	0	0	0	10	0.0
Mike Weber	2	0	1	1	1	7	0	0	0	0	3	0.0
Jamie McBain	2	0	1	1	0	0	0	0	0	0	5	0.0
Zemgus Girgensons	1	0	1	1	1	0	0	0	0	0	1	0.0
Zenon Konopka	1	0	0	0	0	5	0	0	0	0	1	0.0
Matt Ellis	2	0	0	0	-1	0	0	0	0	0	3	0.0
Alexander Sulzer	1	0	0	0	-1	0	0	0	0	0	1	0.0
Marcus Foligno	2	0	0	0	-1	2	0	0	0	0	3	0.0
Nicolas Deslauriers	1	0	0	0	0	0	0	0	0	0	1	0.0
Torrey Mitchell	1	0	0	0	1	2	0	0	0	0	1	0.0
Philip Varone	1	0	0	0	0	0	0	0	0	0	2	0.0
Matt D'Agostini	2	0	0	0	-1	0	0	0	0	0	2	0.0
Brian Flynn	2	0	0	0	0	0	0	0	0	0	3	0.0
Henrik Tallinder	2	0	0	0	1	0	0	0	0	0	0	0.0
John Scott	2	0	0	0	0	0	0	0	0	0	1	0.0
Chad Ruhwedel	1	0	0	0	0	0	0	0	0	0	1	0.0
Linus Omark	1	0	0	0	-1	0	0	0	0	0	3	0.0
Rasmus Ristolainen	1	0	0	0	1	0	0	0	0	0	4	0.0
Christian Ehrhoff	2	0	0	0	-1	6	0	0	0	0	14	0.0

OILERS INDIVIDUAL SCORING

Player	GP	G	A	P	+/-	PIM	PP	SH	GW	EN	S	%
David Perron	2	0	3	3	0	0	0	0	0	0	5	0.0
Justin Schultz	2	1	1	2	0	0	0	0	0	0	7	14.3
Matt Hendricks	2	1	0	1	1	7	0	1	1	0	3	33.3
Jeff Petry	2	1	0	1	1	0	0	0	0	0	5	20.0
Taylor Hall	2	1	0	1	-1	4	1	0	0	0	9	11.1
Boyd Gordon	2	0	1	1	1	0	0	0	0	0	2	0.0
Martin Marincin	2	0	1	1	0	0	0	0	0	0	1	0.0
Nail Yakupov	1	0	1	1	0	2	0	0	0	0	1	0.0
Andrew Ference	2	0	1	1	-1	2	0	0	0	0	1	0.0
Ales Hemsky	1	0	0	0	1	2	0	0	0	0	1	0.0
Philip Larsen	1	0	0	0	0	0	0	0	0	0	1	0.0
Anton Lander	1	0	0	0	-1	0	0	0	0	0	1	0.0
Ryan Jones	1	0	0	0	0	0	0	0	0	0	0	0.0
Mark Fraser	2	0	0	0	0	0	0	0	0	0	1	0.0
Tyler Pitlick	1	0	0	0	-1	0	0	0	0	0	1	0.0
Jesse Joensuu	1	0	0	0	0	0	0	0	0	0	1	0.0
Ryan Nugent-Hopkins	2	0	0	0	-1	2	0	0	0	0	6	0.0
Luke Gazdic	2	0	0	0	0	5	0	0	0	0	0	0.0
Oscar Klefbom	1	0	0	0	0	0	0	0	0	0	1	0.0
Ryan Smyth	2	0	0	0	0	2	0	0	0	0	5	0.0
Sam Gagner	2	0	0	0	-1	0	0	0	0	0	7	0.0
Nick Schultz	1	0	0	0	1	0	0	0	0	0	3	0.0
Jordan Eberle	1	0	0	0	-1	2	0	0	0	0	2	0.0

Power Play: 2 - 8 (25%)      Penalty Killing: 10 - 11 (90.9%)

Goaltender	GP	Min	GA	GAA	SO	W	L	OT	SA	SV%
Matthew Hackett	1	60	1	1.00	0	1	0	0	36	.972
Jhonas Enroth	1	58	3	3.07	0	0	1	0	28	.893

Power Play: 1 - 11 (9.1%)      Penalty Killing: 6 - 8 (75%)

Goaltender	GP	Min	GA	GAA	SO	W	L	OT	SA	SV%
Ilya Bryzgalov	1	59	2	2.00	0	1	0	0	44	.955
Ben Scrivens	1	57	3	3.13	0	0	1	0	36	.917



@ Florida	Panthers	Sabres	Attendance	Goaltenders	W. Goal
Oct 25, 2013	1	3	12,984	Jhonas Enroth / Jacob Markstrom	Steve Ott
Mar 7, 2014	2	0	14,402	Roberto Luongo / Michal Neuvirth	Jesse Winchester

@ Buffalo	Panthers	Sabres	Attendance	Goaltenders	W. Goal
Jan 9, 2014	2 (SO)	1	17,872	Tim Thomas / Jhonas Enroth	Brad Boyes
Jan 21, 2014	4	3	17,583	Tim Thomas / Ryan Miller	Nick Bjugstad

SABRES INDIVIDUAL SCORING													
Player	GP	G	A	P	+/-	PIM	PP	SH	GW	EN	S	%	
Steve Ott	3	2	2	4	1	5	1	0	1	0	5	40.0	
Drew Stafford	3	2	1	3	0	0	1	0	0	0	10	20.0	
Jamie McBain	4	1	1	2	1	0	0	0	0	0	7	14.3	
Cody Hodgson	3	1	0	1	0	0	0	0	0	1	12	8.3	
Rasmus Ristolainen	1	1	0	1	1	0	0	0	0	0	2	50.0	
Matt D'Agostini	2	0	1	1	1	4	0	0	0	0	4	0.0	
Marcus Foligno	4	0	1	1	-2	15	0	0	0	0	3	0.0	
Christian Ehrhoff	4	0	1	1	0	0	0	0	0	0	5	0.0	
Cody McCormick	1	0	1	1	1	5	0	0	0	0	0	0.0	
Linus Omark	2	0	1	1	-2	2	0	0	0	0	2	0.0	
Ville Leino	2	0	1	1	0	2	0	0	0	0	2	0.0	
Thomas Vanek	1	0	1	1	2	0	0	0	0	0	5	0.0	
Tyler Ennis	4	0	1	1	0	2	0	0	0	0	7	0.0	
Brayden McNabb	2	0	0	0	0	0	0	0	0	0	5	0.0	
Henrik Tallinder	2	0	0	0	-1	0	0	0	0	0	4	0.0	
Mike Weber	4	0	0	0	-3	0	0	0	0	0	2	0.0	
Nicolas Deslauriers	1	0	0	0	0	0	0	0	0	0	4	0.0	
Johan Larsson	2	0	0	0	1	0	0	0	0	0	1	0.0	
John Scott	3	0	0	0	0	4	0	0	0	0	0	0.0	
Mark Pysyk	2	0	0	0	2	0	0	0	0	0	1	0.0	
Brian Flynn	4	0	0	0	-1	0	0	0	0	0	6	0.0	
Zenon Konopka	2	0	0	0	-1	0	0	0	0	0	0	0.0	
Zemgus Girgensons	3	0	0	0	-2	0	0	0	0	0	6	0.0	
Matt Ellis	3	0	0	0	-1	0	0	0	0	0	4	0.0	
Mikhail Grigorenko	1	0	0	0	0	2	0	0	0	0	1	0.0	
Tyler Myers	3	0	0	0	-1	4	0	0	0	0	1	0.0	
Alexander Sulzer	2	0	0	0	-1	2	0	0	0	0	0	0.0	
Nikita Zadorov	1	0	0	0	0	2	0	0	0	0	1	0.0	
Matt Moulson	2	0	0	0	0	0	0	0	0	0	4	0.0	
Luke Adam	1	0	0	0	0	2	0	0	0	0	1	0.0	

PANTHERS INDIVIDUAL SCORING													
Player	GP	G	A	P	+/-	PIM	PP	SH	GW	EN	S	%	
Jesse Winchester	3	3	0	3	2	2	1	0	1	0	8	37.5	
Sean Bergenheim	4	1	2	3	3	0	0	0	0	0	23	4.3	
Tom Gilbert	4	0	3	3	0	0	0	0	0	0	4	0.0	
Nick Bjugstad	4	1	1	2	0	0	0	0	1	0	9	11.1	
Ed Jovanovski	3	1	1	2	3	6	0	0	0	0	5	20.0	
Brad Boyes	4	1	1	2	3	6	0	0	0	0	11	9.1	
Dmitry Kulikov	4	1	0	1	-1	4	1	0	0	0	8	12.5	
Scottie Upshall	3	0	1	1	-1	2	0	0	0	0	9	0.0	
Erik Gudbranson	4	0	1	1	1	12	0	0	0	0	4	0.0	
Brian Campbell	4	0	1	1	1	0	0	0	0	0	2	0.0	
Scott Gomez	2	0	1	1	1	0	0	0	0	0	1	0.0	
Jonathan Huberdeau	4	0	1	1	0	0	0	0	0	0	9	0.0	
Aleksander Barkov	3	0	1	1	0	0	0	0	0	0	4	0.0	
Drew Shore	2	0	0	0	0	0	0	0	0	0	1	0.0	
Kris Versteeg	1	0	0	0	-3	0	0	0	0	0	5	0.0	
Vincent Trocheck	1	0	0	0	0	0	0	0	0	0	3	0.0	
Shawn Matthias	2	0	0	0	0	0	0	0	0	0	3	0.0	
Krystofer Barch	3	0	0	0	0	0	0	0	0	0	0	0.0	
Mike Weaver	3	0	0	0	0	0	0	0	0	0	1	0.0	
Jimmy Hayes	2	0	0	0	0	2	0	0	0	0	0	0.0	
Matt Gilroy	1	0	0	0	-2	0	0	0	0	0	2	0.0	
Tomas Kopecky	2	0	0	0	0	0	0	0	0	0	6	0.0	
Dylan Olsen	1	0	0	0	0	0	0	0	0	0	3	0.0	
Marcel Goc	3	0	0	0	0	0	0	0	0	0	6	0.0	
Tomas Fleischmann	4	0	0	0	-3	0	0	0	0	0	14	0.0	
Brandon Pirri	1	0	0	0	0	0	0	0	0	0	5	0.0	

Power Play:	2 - 12 (16.7%)	Penalty Killing:	13 - 15 (86.7%)							
Goaltender	GP	Min	GA	GAA	SO	W	L	OT	SA	SV%
Jhonas Enroth	2	125	2	0.96	0	1	0	1	80	.975
Michal Neuvirth	1	58	2	2.05	0	0	1	0	44	.955
Ryan Miller	1	58	4	4.09	0	0	1	0	22	.818

Power Play:	2 - 15 (13.3%)	Penalty Killing:	10 - 12 (83.3%)							
Goaltender	GP	Min	GA	GAA	SO	W	L	OT	SA	SV%
Tim Thomas	2	124	4	1.92	0	2	0	0	59	.932
Roberto Luongo	1	59	0	0.00	1	1	0	0	25	.000
Jacob Markstrom	1	58	2	2.04	0	0	1	0	20	.900





@ Los Angeles	Kings	Sabres	Attendance	Goaltenders	W. Goal
Nov 7, 2013	2	0	18,118	Jonathan Quick / Jhonas Enroth	Mike Richards

@ Buffalo	Kings	Sabres	Attendance	Goaltenders	W. Goal
Nov 12, 2013	2	3 (SO)	18,281	Ryan Miller / Ben Scrivens	Matt Moulson

**SABRES** INDIVIDUAL SCORING

Player	GP	G	A	P	+/-	PIM	PP	SH	GW	EN	S	%
Cody Hodgson	2	2	0	2	1	2	1	0	0	0	4	50.0
Matt Moulson	2	0	2	2	1	0	0	0	0	0	5	0.0
Tyler Ennis	2	0	1	1	-1	0	0	0	0	0	3	0.0
Steve Ott	2	0	1	1	1	2	0	0	0	0	0	0.0
Tyler Myers	2	0	0	0	-1	11	0	0	0	0	3	0.0
Henrik Tallinder	2	0	0	0	-1	0	0	0	0	0	1	0.0
Marcus Foligno	2	0	0	0	-1	0	0	0	0	0	0	0.0
Christian Ehrhoff	2	0	0	0	0	4	0	0	0	0	2	0.0
Johan Larsson	1	0	0	0	0	0	0	0	0	0	0	0.0
Cody McCormick	2	0	0	0	0	0	0	0	0	0	2	0.0
Mark Pysyk	2	0	0	0	0	0	0	0	0	0	2	0.0
Brian Flynn	2	0	0	0	-1	0	0	0	0	0	1	0.0
Drew Stafford	2	0	0	0	-1	4	0	0	0	0	4	0.0
Zemgus Girgensons	2	0	0	0	-1	0	0	0	0	0	0	0.0
Jamie McBain	2	0	0	0	0	2	0	0	0	0	3	0.0
Mikhail Grigorenko	1	0	0	0	0	0	0	0	0	0	1	0.0
Corey Tropp	2	0	0	0	0	0	0	0	0	0	3	0.0
Rasmus Ristolainen	2	0	0	0	0	0	0	0	0	0	1	0.0
Ville Leino	2	0	0	0	-1	0	0	0	0	0	1	0.0

**KINGS** INDIVIDUAL SCORING

Player	GP	G	A	P	+/-	PIM	PP	SH	GW	EN	S	%
Mike Richards	2	1	2	3	0	0	1	0	1	0	12	8.3
Tyler Toffoli	2	0	2	2	0	0	0	0	0	0	5	0.0
Justin Williams	2	1	0	1	1	2	0	0	0	0	5	20.0
Anze Kopitar	2	1	0	1	1	2	1	0	0	0	7	14.3
Dwight King	2	1	0	1	0	0	0	0	0	0	1	100.0
Drew Doughty	2	0	1	1	0	0	0	0	0	0	9	0.0
Vjateslav Voinov	2	0	1	1	1	0	0	0	0	0	4	0.0
Jake Muzzin	2	0	1	1	0	4	0	0	0	0	5	0.0
Alec Martinez	2	0	0	0	0	0	0	0	0	0	3	0.0
Willie Mitchell	2	0	0	0	0	0	0	0	0	0	1	0.0
Matt Frattin	2	0	0	0	0	5	0	0	0	0	5	0.0
Robyn Regehr	2	0	0	0	1	2	0	0	0	0	1	0.0
Dustin Brown	2	0	0	0	1	0	0	0	0	0	4	0.0
Kyle Clifford	1	0	0	0	0	0	0	0	0	0	2	0.0
Linden Vey	2	0	0	0	0	0	0	0	0	0	0	0.0
Daniel Carcillo	2	0	0	0	0	2	0	0	0	0	1	0.0
Jordan Nolan	2	0	0	0	0	0	0	0	0	0	2	0.0
Trevor Lewis	2	0	0	0	0	0	0	0	0	0	3	0.0
Colin Fraser	1	0	0	0	0	0	0	0	0	0	3	0.0

Power Play:	1 - 6 (16.7%)	Penalty Killing:	8 - 10 (80%)							
Goaltender	GP	Min	GA	GAA	SO	W	L	OT	SA	SV%
Ryan Miller	1	65	2	1.85	0	1	0	0	45	.956
Jhonas Enroth	1	58	2	2.07	0	0	1	0	28	.929

Power Play:	2 - 10 (20%)	Penalty Killing:	5 - 6 (83.3%)							
Goaltender	GP	Min	GA	GAA	SO	W	L	OT	SA	SV%
Jonathan Quick	2	123	2	0.97	1	1	0	0	36	.944
Ben Scrivens	1	1	0	0.00	1	0	0	1	0	.000



@ Minnesota	Wild	Sabres	Attendance	Goaltenders	W. Goal
Jan 2, 2014	4	1	18,229	Niklas Backstrom / Ryan Miller	Jason Pominville

@ Buffalo	Wild	Sabres	Attendance	Goaltenders	W. Goal
Oct 14, 2013	2	1	18,111	Josh Harding / Jhonas Enroth	Jason Pominville

**SABRES** INDIVIDUAL SCORING

Player	GP	G	A	P	+/-	PIM	PP	SH	GW	EN	S	%
Tyler Myers	2	1	0	1	1	0	0	0	0	0	2	50.0
Brian Flynn	2	1	0	1	0	0	0	0	0	0	3	33.3
Matt Ellis	1	0	1	1	1	0	0	0	0	0	0	0.0
Mike Weber	2	0	1	1	0	0	0	0	0	0	1	0.0
Zemgus Girgensons	2	0	1	1	-2	0	0	0	0	0	4	0.0
Jamie McBain	2	0	0	0	-2	2	0	0	0	0	4	0.0
Mikhail Grigorenko	1	0	0	0	1	0	0	0	0	0	0	0.0
Christian Ehrhoff	2	0	0	0	-2	0	0	0	0	0	4	0.0
John Scott	1	0	0	0	0	4	0	0	0	0	0	0.0
Cody McCormick	1	0	0	0	0	5	0	0	0	0	2	0.0
Linus Omark	1	0	0	0	0	0	0	0	0	0	0	0.0
Cody Hodgson	1	0	0	0	-1	0	0	0	0	0	3	0.0
Thomas Vanek	1	0	0	0	-1	0	0	0	0	0	1	0.0
Alexander Sulzer	1	0	0	0	-1	0	0	0	0	0	0	0.0
Tyler Ennis	2	0	0	0	-2	0	0	0	0	0	3	0.0
Matt Moulson	1	0	0	0	-3	2	0	0	0	0	2	0.0
Marcus Foligno	2	0	0	0	1	2	0	0	0	0	4	0.0
Drew Stafford	2	0	0	0	0	2	0	0	0	0	4	0.0
Johan Larsson	2	0	0	0	0	0	0	0	0	0	0	0.0
Kevin Porter	1	0	0	0	0	0	0	0	0	0	0	0.0
Mark Pysyk	2	0	0	0	-2	2	0	0	0	0	3	0.0
Matt D'Agostini	1	0	0	0	0	0	0	0	0	0	0	0.0
Henrik Tallinder	1	0	0	0	0	2	0	0	0	0	1	0.0
Steve Ott	2	0	0	0	-3	0	0	0	0	0	2	0.0

**WILD** INDIVIDUAL SCORING

Player	GP	G	A	P	+/-	PIM	PP	SH	GW	EN	S	%
Mikko Koivu	2	0	3	3	1	0	0	0	0	0	6	0.0
Kyle Brodziak	2	2	0	2	2	0	0	0	0	1	2	100.0
Jason Pominville	2	2	0	2	0	0	1	0	2	0	9	22.2
Matt Cooke	2	0	2	2	3	0	0	0	0	0	3	0.0
Ryan Suter	2	0	2	2	3	2	0	0	0	0	4	0.0
Marco Scandella	1	1	0	1	0	2	0	0	0	0	2	50.0
Jason Zucker	1	1	0	1	1	0	0	0	0	0	3	33.3
Jonas Brodin	2	0	1	1	0	0	0	0	0	0	2	0.0
Jared Spurgeon	2	0	1	1	3	0	0	0	0	0	0	0.0
Mikael Granlund	2	0	1	1	0	0	0	0	0	0	1	0.0
Nino Niederreiter	2	0	1	1	0	0	0	0	0	0	1	0.0
Justin Fontaine	2	0	1	1	2	0	0	0	0	0	1	0.0
Clayton Stoner	2	0	0	0	0	11	0	0	0	0	1	0.0
Mathew Dumba	1	0	0	0	0	2	0	0	0	0	0	0.0
Torrey Mitchell	2	0	0	0	0	0	0	0	0	0	2	0.0
Dany Heatley	2	0	0	0	1	2	0	0	0	0	3	0.0
Nate Prosser	1	0	0	0	0	2	0	0	0	0	1	0.0
Stephane Veilleux	2	0	0	0	0	0	0	0	0	0	2	0.0
Zenon Konopka	1	0	0	0	0	0	0	0	0	0	1	0.0
Charlie Coyle	1	0	0	0	1	0	0	0	0	0	2	0.0
Keith Ballard	1	0	0	0	0	0	0	0	0	0	0	0.0
Zach Parise	1	0	0	0	-1	2	0	0	0	0	5	0.0

Power Play: 0 - 8 (0%) Penalty Killing: 6 - 7 (85.7%)

Goaltender	GP	Min	GA	GAA	SO	W	L	OT	SA	SV%
Jhonas Enroth	1	58	2	2.04	0	0	1	0	20	.900
Ryan Miller	1	59	3	3.04	0	0	1	0	31	.903

Power Play: 1 - 7 (14.3%) Penalty Killing: 8 - 8 (100%)

Goaltender	GP	Min	GA	GAA	SO	W	L	OT	SA	SV%
Niklas Backstrom	1	60	1	1.00	0	1	0	0	20	.950
Josh Harding	1	59	1	1.00	0	1	0	0	23	.957





@ Montreal	Canadiens	Sabres	Attendance	Goaltenders	W. Goal
Dec 7, 2013	3	2	21,273	Carey Price / Jhonas Enroth	Alex Galchenyuk
Mar 25, 2014	2	0	21,273	Carey Price / Matthew Hackett	Max Pacioretty

@ Buffalo	Canadiens	Sabres	Attendance	Goaltenders	W. Goal
Nov 27, 2013	3	1	18,497	Carey Price / Ryan Miller	David Desharnais
Mar 16, 2014	2	0	19,070	Dustin Tokarski / Jhonas Enroth	Dale Weise

SABRES INDIVIDUAL SCORING												
Player	GP	G	A	P	+/-	PIM	PP	SH	GW	EN	S	%
Tyler Ennis	4	1	1	2	-1	16	0	0	0	0	9	11.1
Zemgus Girgensons	2	1	0	1	0	0	0	0	0	0	2	50.0
Matt Moulson	2	1	0	1	1	2	0	0	0	0	5	20.0
Drew Stafford	4	0	1	1	-1	2	0	0	0	0	8	0.0
Henrik Tallinder	4	0	1	1	-1	0	0	0	0	0	3	0.0
Christian Ehrhoff	4	0	1	1	-1	0	0	0	0	0	6	0.0
Cody Hodgson	4	0	1	1	0	0	0	0	0	0	9	0.0
Luke Adam	2	0	0	0	-1	0	0	0	0	0	4	0.0
Brayden McNabb	1	0	0	0	-1	0	0	0	0	0	1	0.0
Torrey Mitchell	1	0	0	0	0	0	0	0	0	0	2	0.0
Marcus Foligno	4	0	0	0	0	2	0	0	0	0	2	0.0
Matt D'Agostini	3	0	0	0	-3	4	0	0	0	0	9	0.0
Nicolas Deslauriers	2	0	0	0	-1	2	0	0	0	0	2	0.0
Mike Weber	3	0	0	0	-2	2	0	0	0	0	2	0.0
Mark Pysyk	2	0	0	0	-2	2	0	0	0	0	3	0.0
Steve Ott	2	0	0	0	-2	0	0	0	0	0	4	0.0
Jamie McBain	3	0	0	0	0	4	0	0	0	0	6	0.0
Cory Conacher	2	0	0	0	-1	4	0	0	0	0	3	0.0
John Scott	3	0	0	0	0	5	0	0	0	0	1	0.0
Brian Flynn	4	0	0	0	0	0	0	0	0	0	3	0.0
Cody McCormick	1	0	0	0	0	0	0	0	0	0	0	0.0
Ville Leino	4	0	0	0	-3	0	0	0	0	0	5	0.0
Zenon Konopka	1	0	0	0	0	0	0	0	0	0	0	0.0
Mikhail Grigorenko	1	0	0	0	0	0	0	0	0	0	1	0.0
Matt Ellis	2	0	0	0	0	0	0	0	0	0	4	0.0
Tyler Myers	3	0	0	0	1	2	0	0	0	0	4	0.0
Chad Ruhwedel	2	0	0	0	-1	0	0	0	0	0	4	0.0
Alexander Sulzer	1	0	0	0	0	0	0	0	0	0	0	0.0
Rasmus Ristolainen	1	0	0	0	-1	0	0	0	0	0	1	0.0

CANADIENS INDIVIDUAL SCORING												
Player	GP	G	A	P	+/-	PIM	PP	SH	GW	EN	S	%
David Desharnais	4	1	3	4	1	0	1	0	1	0	2	50.0
Andrei Markov	4	0	4	4	4	2	0	0	0	0	4	0.0
Alex Galchenyuk	4	2	1	3	3	4	0	0	1	0	6	33.3
Tomas Plekanec	4	1	2	3	2	0	0	0	0	0	7	14.3
Brendan Gallagher	4	2	0	2	0	0	1	0	0	0	10	20.0
Brandon Prust	3	1	1	2	3	2	0	0	0	0	5	20.0
Travis Moen	3	0	2	2	2	0	0	0	0	0	2	0.0
Dale Weise	1	1	0	1	1	0	0	0	1	0	1	100.0
Danny Briere	4	1	0	1	0	0	1	0	0	0	7	14.3
Max Pacioretty	4	1	0	1	0	0	0	0	1	0	12	8.3
Thomas Vanek	2	0	1	1	1	0	0	0	0	0	10	0.0
Alexei Yemelin	4	0	1	1	2	0	0	0	0	0	10	0.0
Rene Bourque	1	0	1	1	0	0	0	0	0	0	0	0.0
Ryan White	3	0	1	1	1	0	0	0	0	0	5	0.0
P.K. Subban	4	0	1	1	2	10	0	0	0	0	6	0.0
Lars Eller	4	0	1	1	0	0	0	0	0	0	2	0.0
Josh Gorges	2	0	0	0	-1	0	0	0	0	0	2	0.0
Michael Bournival	3	0	0	0	-2	0	0	0	0	0	6	0.0
Jarred Tinordi	2	0	0	0	0	0	0	0	0	0	1	0.0
Raphael Diaz	2	0	0	0	0	0	0	0	0	0	1	0.0
Francis Bouillon	1	0	0	0	1	0	0	0	0	0	1	0.0
Brian Gionta	4	0	0	0	0	0	0	0	0	0	11	0.0
Douglas Murray	3	0	0	0	0	7	0	0	0	0	4	0.0
Mike Weaver	2	0	0	0	0	0	0	0	0	0	2	0.0

Power Play:	0 - 8 (0%)	Penalty Killing:	11 - 14 (78.6%)							
Goaltender	GP	Min	GA	GAA	SO	W	L	OT	SA	SV%
Nathan Lieuwen	1	21	0	0.00	1	0	0	0	10	.000
Ryan Miller	1	58	3	3.08	0	0	1	0	31	.903
Matthew Hackett	1	58	2	2.03	0	0	1	0	35	.943
Jhonas Enroth	2	95	5	3.16	0	0	2	0	41	.878

Power Play:	3 - 14 (21.4%)	Penalty Killing:	8 - 8 (100%)							
Goaltender	GP	Min	GA	GAA	SO	W	L	OT	SA	SV%
Carey Price	3	179	3	1.00	1	3	0	0	74	.959
Dustin Tokarski	1	60	0	0.00	1	1	0	0	29	.000



@ Nashville	Predators	Sabres	Attendance	Goaltenders	W. Goal
Mar 27, 2014	6	1	16,729	Carter Hutton / Matthew Hackett	Colin Wilson

@ Buffalo	Predators	Sabres	Attendance	Goaltenders	W. Goal
Mar 11, 2014	4	1	18,659	Carter Hutton / Jhonas Enroth	Shea Weber

SABRES INDIVIDUAL SCORING												
Player	GP	G	A	P	+/-	PIM	PP	SH	GW	EN	S	%
Drew Stafford	2	1	0	1	-5	0	1	0	0	0	8	12.5
Rasmus Ristolainen	1	1	0	1	0	0	0	0	0	0	1	100.0
Cody Hodgson	2	0	1	1	-1	0	0	0	0	0	7	0.0
Tyler Ennis	2	0	1	1	-5	0	0	0	0	0	6	0.0
Johan Larsson	1	0	1	1	-1	2	0	0	0	0	2	0.0
Brian Flynn	2	0	1	1	-1	0	0	0	0	0	1	0.0
Henrik Tallinder	2	0	0	0	-3	2	0	0	0	0	0	0.0
Tyler Myers	1	0	0	0	-1	0	0	0	0	0	2	0.0
Christian Ehrhoff	2	0	0	0	-2	0	0	0	0	0	4	0.0
Zenon Konopka	1	0	0	0	-1	5	0	0	0	0	0	0.0
Marcus Foligno	2	0	0	0	-3	0	0	0	0	0	2	0.0
Matt Ellis	2	0	0	0	-1	0	0	0	0	0	4	0.0
Nicolas Deslauriers	2	0	0	0	0	7	0	0	0	0	7	0.0
Matt D'Agostini	2	0	0	0	0	0	0	0	0	0	6	0.0
Cory Conacher	2	0	0	0	-3	2	0	0	0	0	3	0.0
Mike Weber	2	0	0	0	-2	0	0	0	0	0	2	0.0
Jamie McBain	2	0	0	0	-3	0	0	0	0	0	1	0.0
Chad Ruhwedel	2	0	0	0	-3	0	0	0	0	0	2	0.0
John Scott	2	0	0	0	-1	0	0	0	0	0	0	0.0
Ville Leino	2	0	0	0	0	0	0	0	0	0	0	0.0

PREDATORS INDIVIDUAL SCORING												
Player	GP	G	A	P	+/-	PIM	PP	SH	GW	EN	S	%
Shea Weber	2	3	1	4	5	0	1	0	1	0	8	37.5
Colin Wilson	2	1	2	3	2	2	0	0	1	0	4	25.0
Craig Smith	2	1	2	3	3	0	0	0	0	0	10	10.0
Nick Spaling	2	1	2	3	1	0	1	0	0	0	1	100.0
Eric Nystrom	2	1	1	2	3	0	0	0	0	0	6	16.7
Mike Fisher	2	0	2	2	2	4	0	0	0	0	3	0.0
Roman Josi	2	0	2	2	5	0	0	0	0	0	3	0.0
Rich Clune	2	0	2	2	2	4	0	0	0	0	2	0.0
Gabriel Bourque	2	0	2	2	2	0	0	0	0	0	3	0.0
Paul Gaustad	1	1	0	1	1	17	0	0	0	1	1	100.0
Calle Jankrok	1	1	0	1	1	0	0	0	0	0	1	100.0
Colton Sissons	2	1	0	1	2	0	0	0	0	0	1	100.0
Matt Cullen	2	0	1	1	1	2	0	0	0	0	3	0.0
Patric Hornqvist	2	0	1	1	1	0	0	0	0	0	3	0.0
Viktor Stalberg	2	0	1	1	0	0	0	0	0	0	2	0.0
Michael Del Zotto	2	0	0	0	2	2	0	0	0	0	3	0.0
Ryan Ellis	2	0	0	0	1	0	0	0	0	0	3	0.0
Mattias Ekholm	2	0	0	0	0	0	0	0	0	0	1	0.0
Victor Bartley	1	0	0	0	1	5	0	0	0	0	0	0.0
Seth Jones	1	0	0	0	0	0	0	0	0	0	0	0.0

SABRES GOALTENDING										
Goaltender	GP	Min	GA	GAA	SO	W	L	OT	SA	SV%
Nathan Liewuen	1	40	2	3.00	0	0	0	0	19	.895
Jhonas Enroth	1	59	3	3.03	0	0	1	0	23	.870
Matthew Hackett	1	20	4	12.00	0	0	1	0	15	.733

PREDATORS GOALTENDING										
Goaltender	GP	Min	GA	GAA	SO	W	L	OT	SA	SV%
Carter Hutton	2	120	2	1.00	0	2	0	0	58	.966





@ New Jersey	Devils	Sabres	Attendance	Goaltenders	W. Goal
Nov 30, 2013	1 (OT)	0	15,226	Cory Schneider / Jhonas Enroth	Steve Bernier

@ Buffalo	Devils	Sabres	Attendance	Goaltenders	W. Goal
Jan 4, 2014	1	2	19,070	Ryan Miller / Cory Schneider	Matt D'Agostini
Apr 1, 2014	2	3 (SO)	19,070	Nathan Lieuwen / Cory Schneider	Ville Leino

**SABRES** INDIVIDUAL SCORING

Player	GP	G	A	P	+/-	PIM	PP	SH	GW	EN	S	%
Tyler Ennis	3	2	1	3	0	0	1	0	0	0	9	22.2
Drew Stafford	2	0	2	2	0	0	0	0	0	0	5	0.0
Matt Moulson	2	1	0	1	-1	0	1	0	0	0	6	16.7
Matt D'Agostini	3	1	0	1	0	0	1	0	1	0	5	20.0
Ville Leino	2	0	1	1	1	2	0	0	0	0	0	0.0
Cody Hodgson	2	0	1	1	0	0	0	0	0	0	5	0.0
Linus Omark	1	0	1	1	0	0	0	0	0	0	0	0.0
Steve Ott	2	0	1	1	-1	2	0	0	0	0	2	0.0
Christian Ehrhoff	3	0	1	1	0	2	0	0	0	0	2	0.0
Cory Conacher	1	0	0	0	-1	0	0	0	0	0	1	0.0
Alexander Sulzer	1	0	0	0	0	0	0	0	0	0	1	0.0
Marcus Foligno	3	0	0	0	0	5	0	0	0	0	3	0.0
Chad Ruhwedel	1	0	0	0	0	0	0	0	0	0	2	0.0
Mark Pysyk	2	0	0	0	-1	0	0	0	0	0	0	0.0
Rasmus Ristolainen	1	0	0	0	1	0	0	0	0	0	1	0.0
Brian Flynn	3	0	0	0	0	4	0	0	0	0	2	0.0
Zemgus Girgensons	3	0	0	0	0	0	0	0	0	0	4	0.0
Mike Weber	3	0	0	0	-2	7	0	0	0	0	2	0.0
Zenon Konopka	1	0	0	0	0	0	0	0	0	0	1	0.0
John Scott	3	0	0	0	0	2	0	0	0	0	1	0.0
Matt Ellis	2	0	0	0	0	0	0	0	0	0	0	0.0
Jamie McBain	2	0	0	0	-1	0	0	0	0	0	7	0.0
Henrik Tallinder	2	0	0	0	1	0	0	0	0	0	0	0.0
Tyler Myers	2	0	0	0	0	2	0	0	0	0	4	0.0
Brayden McNabb	1	0	0	0	0	0	0	0	0	0	0	0.0
Johan Larsson	2	0	0	0	0	0	0	0	0	0	1	0.0
Luke Adam	1	0	0	0	0	0	0	0	0	0	0	0.0

**DEVILS** INDIVIDUAL SCORING

Player	GP	G	A	P	+/-	PIM	PP	SH	GW	EN	S	%
Michael Ryder	3	1	1	2	1	0	1	0	0	0	5	20.0
Marek Zidlicky	3	0	2	2	0	2	0	0	0	0	8	0.0
Andy Greene	3	0	2	2	0	0	0	0	0	0	5	0.0
Dainius Zubrus	3	1	0	1	1	4	0	0	0	0	6	16.7
Tuomo Ruutu	1	1	0	1	-1	0	1	0	0	0	2	50.0
Steve Bernier	3	1	0	1	1	4	0	0	1	0	4	25.0
Damien Brunner	2	0	1	1	1	0	0	0	0	0	2	0.0
Adam Henrique	3	0	1	1	1	2	0	0	0	0	4	0.0
Travis Zajac	3	0	1	1	-1	0	0	0	0	0	7	0.0
Adam Larsson	1	0	0	0	1	0	0	0	0	0	0	0.0
Peter Harrold	1	0	0	0	0	0	0	0	0	0	0	0.0
Stephen Gionta	1	0	0	0	0	0	0	0	0	0	1	0.0
Anton Volchenkov	2	0	0	0	0	0	0	0	0	0	3	0.0
Ryan Carter	3	0	0	0	0	5	0	0	0	0	1	0.0
Ryane Clowe	1	0	0	0	0	5	0	0	0	0	1	0.0
Andrei Loktionov	2	0	0	0	0	4	0	0	0	0	1	0.0
Jacob Josefson	2	0	0	0	0	2	0	0	0	0	1	0.0
Cam Janssen	1	0	0	0	0	0	0	0	0	0	0	0.0
Eric Gelinas	2	0	0	0	1	0	0	0	0	0	8	0.0
Jonathon Merrill	2	0	0	0	0	2	0	0	0	0	1	0.0
Jaromir Jagr	3	0	0	0	-1	0	0	0	0	0	8	0.0
Michael Sisco	2	0	0	0	0	0	0	0	0	0	6	0.0
Patrik Elias	2	0	0	0	0	2	0	0	0	0	3	0.0
Mark Fayne	3	0	0	0	0	2	0	0	0	0	3	0.0
Reid Boucher	1	0	0	0	0	0	0	0	0	0	0	0.0
Bryce Salvador	1	0	0	0	0	0	0	0	0	0	1	0.0

**Power Play:** 3 - 11 (27.3%) **Penalty Killing:** 6 - 8 (75%)

Goaltender	GP	Min	GA	GAA	SO	W	L	OT	SA	SV%
Ryan Miller	1	59	1	1.00	0	1	0	0	22	.955
Nathan Lieuwen	1	64	2	1.85	0	1	0	0	35	.943
Jhonas Enroth	1	64	1	0.94	0	0	0	1	24	.958

**Power Play:** 2 - 8 (25%) **Penalty Killing:** 8 - 11 (72.7%)

Goaltender	GP	Min	GA	GAA	SO	W	L	OT	SA	SV%
Cory Schneider	3	187	4	1.28	1	1	1	1	64	.938



@ New York	Islanders	Sabres	Attendance	Goaltenders	W. Goal
Oct 15, 2013	3	4 (SO)	10,512	Ryan Miller / Evgeni Nabokov	Tyler Ennis
Mar 15, 2014	4	1	14,388	Anders Nilsson / Jhonas Enroth	Kyle Okposo

@ Buffalo	Islanders	Sabres	Attendance	Goaltenders	W. Goal
Apr 13, 2014	4 (SO)	3	18,804	Anders Nilsson / Connor Knapp	Brock Nelson

**SABRES** INDIVIDUAL SCORING

Player	GP	G	A	P	+/-	PIM	PP	SH	GW	EN	S	%
Christian Ehrhoff	2	0	3	3	-2	0	0	0	0	0	3	0.0
Tyler Ennis	3	2	0	2	0	0	1	0	0	0	10	20.0
Marcus Foligno	3	1	1	2	2	0	0	0	0	0	5	20.0
Drew Stafford	3	0	2	2	0	2	0	0	0	0	13	0.0
Jamie McBain	2	1	0	1	-1	0	0	0	0	0	6	16.7
Matt Ellis	2	1	0	1	2	0	0	0	0	0	3	33.3
Thomas Vanek	1	1	0	1	0	0	1	0	0	0	4	25.0
Torrey Mitchell	1	1	0	1	1	0	0	0	0	0	3	33.3
Henrik Tallinder	3	0	1	1	0	6	0	0	0	0	2	0.0
Jake McCabe	1	0	1	1	1	0	0	0	0	0	0	0.0
Cody Hodgson	3	0	1	1	-2	0	0	0	0	0	7	0.0
Tyler Myers	1	0	1	1	0	0	0	0	0	0	2	0.0
Rasmus Ristolainen	3	0	1	1	-2	0	0	0	0	0	9	0.0
Matt D'Agostini	1	0	0	0	-1	0	0	0	0	0	4	0.0
Mark Pysyk	2	0	0	0	0	0	0	0	0	0	1	0.0
Mike Weber	3	0	0	0	0	4	0	0	0	0	4	0.0
Cory Conacher	2	0	0	0	-1	0	0	0	0	0	5	0.0
Steve Ott	1	0	0	0	0	4	0	0	0	0	4	0.0
Brian Flynn	2	0	0	0	-1	0	0	0	0	0	3	0.0
John Scott	3	0	0	0	-1	14	0	0	0	0	0	0.0
Zemgus Girgensons	2	0	0	0	0	0	0	0	0	0	6	0.0
Cody McCormick	1	0	0	0	-2	5	0	0	0	0	0	0.0
Ville Leino	2	0	0	0	-1	0	0	0	0	0	4	0.0
Zenon Konopka	2	0	0	0	1	5	0	0	0	0	0	0.0
Chad Ruhwedel	1	0	0	0	0	0	0	0	0	0	2	0.0
Kevin Porter	1	0	0	0	-2	0	0	0	0	0	0	0.0
Nicolas Deslauriers	2	0	0	0	-2	9	0	0	0	0	5	0.0
Johan Larsson	1	0	0	0	0	0	0	0	0	0	2	0.0

**ISLANDERS** INDIVIDUAL SCORING

Player	GP	G	A	P	+/-	PIM	PP	SH	GW	EN	S	%
Frans Nielsen	3	2	2	4	3	0	0	0	0	0	7	28.6
Lubomir Visnovsky	2	0	4	4	3	0	0	0	0	0	3	0.0
Anders Lee	2	2	1	3	1	0	1	0	0	0	10	20.0
Josh Bailey	3	0	3	3	3	0	0	0	0	0	8	0.0
Brock Nelson	2	1	1	2	2	0	0	0	0	0	7	14.3
Matthew Martin	3	1	1	2	0	2	0	0	0	0	6	16.7
Kyle Okposo	2	1	1	2	-1	4	1	0	1	0	6	16.7
Matt Moulson	1	1	0	1	0	0	1	0	0	0	3	33.3
Ryan Strome	2	1	0	1	1	0	0	0	0	0	9	11.1
Cal Clutterbuck	2	1	0	1	1	2	0	0	0	1	5	20.0
Casey Cizikas	3	0	1	1	0	0	0	0	0	0	4	0.0
Eric Boulton	1	0	1	1	1	5	0	0	0	0	1	0.0
Thomas Hickey	3	0	1	1	5	4	0	0	0	0	4	0.0
Pierre-Marc Bouchard	1	0	1	1	1	0	0	0	0	0	3	0.0
Travis Hamonic	3	0	1	1	3	0	0	0	0	0	6	0.0
John Tavares	1	0	1	1	-2	2	0	0	0	0	4	0.0
Michael Grabner	1	0	0	0	-2	0	0	0	0	0	8	0.0
Brian Strait	2	0	0	0	-1	0	0	0	0	0	3	0.0
Matt Carkner	3	0	0	0	-1	11	0	0	0	0	0	0.0
Andrew MacDonald	1	0	0	0	1	0	0	0	0	0	0	0.0
Justin Johnson	1	0	0	0	-1	7	0	0	0	0	0	0.0
Brett Gallant	1	0	0	0	0	5	0	0	0	0	0	0.0
John Persson	1	0	0	0	0	0	0	0	0	0	1	0.0
Scott Mayfield	1	0	0	0	-2	7	0	0	0	0	0	0.0
Colin McDonald	2	0	0	0	-1	2	0	0	0	0	0	0.0
Johan Sundstrom	1	0	0	0	0	0	0	0	0	0	1	0.0
Matt Donovan	1	0	0	0	-1	0	0	0	0	0	2	0.0
Peter Regin	1	0	0	0	0	0	0	0	0	0	0	0.0
Mike Halmo	2	0	0	0	0	0	0	0	0	0	3	0.0
Kevin Czuczman	1	0	0	0	-3	0	0	0	0	0	2	0.0
Calvin De Haan	1	0	0	0	0	4	0	0	0	0	1	0.0

Power Play: 2 - 12 (16.7%)      Penalty Killing: 5 - 8 (62.5%)

Goaltender	GP	Min	GA	GAA	SO	W	L	OT	SA	SV%
Ryan Miller	1	65	3	2.77	0	1	0	0	44	.932
Connor Knapp	1	64	3	2.77	0	0	0	1	25	.880
Jhonas Enroth	1	58	3	3.09	0	0	1	0	37	.919

Power Play: 3 - 8 (37.5%)      Penalty Killing: 10 - 12 (83.3%)

Goaltender	GP	Min	GA	GAA	SO	W	L	OT	SA	SV%
Anders Nilsson	2	125	4	1.92	0	2	0	0	73	.945
Evgeni Nabokov	1	65	3	2.77	0	0	0	1	34	.912





@ New York	Rangers	Sabres	Attendance	Goaltenders	W. Goal
Oct 31, 2013	2	0	18,006	Henrik Lundqvist / Ryan Miller	Derick Brassard
Apr 10, 2014	2	1	18,006	Henrik Lundqvist / Matthew Hackett	Rick Nash

@ Buffalo	Rangers	Sabres	Attendance	Goaltenders	W. Goal
Dec 5, 2013	3	1	18,088	Henrik Lundqvist / Ryan Miller	Brad Richards

**SABRES** INDIVIDUAL SCORING

Player	GP	G	A	P	+/-	PIM	PP	SH	GW	EN	S	%
Tyler Ennis	3	1	1	2	-1	2	0	0	0	0	6	16.7
Drew Stafford	3	1	0	1	-2	0	0	0	0	0	5	20.0
Zemgus Girgensons	3	0	1	1	1	2	0	0	0	0	3	0.0
Mike Weber	2	0	1	1	0	0	0	0	0	0	2	0.0
Chris Stewart	1	0	0	0	0	0	0	0	0	0	1	0.0
Cory Conacher	1	0	0	0	0	0	0	0	0	0	1	0.0
Henrik Tallinder	3	0	0	0	-3	2	0	0	0	0	1	0.0
Jamie McBain	3	0	0	0	0	0	0	0	0	0	8	0.0
Brian Flynn	2	0	0	0	0	0	0	0	0	0	4	0.0
Steve Ott	2	0	0	0	-1	0	0	0	0	0	4	0.0
John Scott	1	0	0	0	0	0	0	0	0	0	0	0.0
Christian Ehrhoff	3	0	0	0	0	4	0	0	0	0	4	0.0
Ville Leino	3	0	0	0	-1	0	0	0	0	0	2	0.0
Mikhail Grigorenko	1	0	0	0	0	0	0	0	0	0	3	0.0
Cody McCormick	2	0	0	0	0	5	0	0	0	0	3	0.0
Cody Hodgson	3	0	0	0	-2	2	0	0	0	0	13	0.0
Jake McCabe	1	0	0	0	0	0	0	0	0	0	0	0.0
Matt Ellis	1	0	0	0	0	0	0	0	0	0	3	0.0
Tyler Myers	2	0	0	0	-2	2	0	0	0	0	5	0.0
Rasmus Ristolainen	2	0	0	0	-1	0	0	0	0	0	0	0.0
Matt Moulson	2	0	0	0	-2	0	0	0	0	0	2	0.0
Luke Adam	1	0	0	0	1	0	0	0	0	0	0	0.0
Torrey Mitchell	1	0	0	0	-1	0	0	0	0	0	0	0.0
Marcus Foligno	3	0	0	0	0	2	0	0	0	0	2	0.0
Matt D'Agostini	2	0	0	0	-1	2	0	0	0	0	7	0.0
Johan Larsson	1	0	0	0	0	0	0	0	0	0	0	0.0
Mark Pysyk	2	0	0	0	0	2	0	0	0	0	2	0.0

**RANGERS** INDIVIDUAL SCORING

Player	GP	G	A	P	+/-	PIM	PP	SH	GW	EN	S	%
Mats Zuccarello Aasen	3	1	3	4	1	0	0	0	0	0	12	8.3
Derick Brassard	3	1	2	3	0	0	1	0	1	0	5	20.0
Ryan McDonagh	2	0	3	3	3	0	0	0	0	0	3	0.0
Rick Nash	2	2	0	2	2	0	0	0	1	0	7	28.6
Brad Richards	3	1	1	2	1	0	1	0	1	0	8	12.5
Derek Stepan	3	0	2	2	2	0	0	0	0	0	9	0.0
Benoit Pouliot	3	1	0	1	0	4	0	0	0	0	7	14.3
Chris Kreider	2	1	0	1	2	0	0	0	0	0	9	11.1
Martin St Louis	1	0	1	1	1	0	0	0	0	0	0	0.0
Jonathan Miller	1	0	1	1	0	0	0	0	0	0	2	0.0
Michael Del Zotto	2	0	1	1	0	2	0	0	0	0	4	0.0
Anton Stralman	3	0	0	0	-1	0	0	0	0	0	3	0.0
Dan Girardi	3	0	0	0	3	0	0	0	0	0	4	0.0
Jesper Fasth	1	0	0	0	0	0	0	0	0	0	0	0.0
Derek Dorsett	2	0	0	0	0	0	0	0	0	0	4	0.0
Raphael Diaz	1	0	0	0	1	0	0	0	0	0	0	0.0
Taylor Pyatt	2	0	0	0	1	0	0	0	0	0	3	0.0
Dominic Moore	2	0	0	0	0	2	0	0	0	0	5	0.0
Carl Hagelin	3	0	0	0	0	2	0	0	0	0	7	0.0
Brian Boyle	3	0	0	0	0	2	0	0	0	0	4	0.0
Kevin Klein	1	0	0	0	1	0	0	0	0	0	1	0.0
Ryan Callahan	1	0	0	0	-1	0	0	0	0	0	2	0.0
Brandon Mashinter	1	0	0	0	0	5	0	0	0	0	0	0.0
Marc Staal	3	0	0	0	-1	0	0	0	0	0	3	0.0
John Moore	3	0	0	0	0	0	0	0	0	0	5	0.0

Power Play: 0 - 5 (0%) Penalty Killing: 7 - 9 (77.8%)

Goaltender	GP	Min	GA	GAA	SO	W	L	OT	SA	SV%
Matthew Hackett	1	58	2	2.04	0	0	1	0	30	.933
Ryan Miller	2	116	5	2.58	0	0	2	0	77	.935

Power Play: 2 - 9 (22.2%) Penalty Killing: 5 - 5 (100%)

Goaltender	GP	Min	GA	GAA	SO	W	L	OT	SA	SV%
Henrik Lundqvist	3	179	2	0.67	1	3	0	0	81	.975



@ Ottawa	Senators	Sabres	Attendance	Goaltenders	W. Goal
Dec 12, 2013	2	1	15,578	Craig Anderson / Ryan Miller	Zack Smith
Feb 6, 2014	3	2	18,426	Craig Anderson / Jhonas Enroth	Milan Michalek

@ Buffalo	Senators	Sabres	Attendance	Goaltenders	W. Goal
Oct 4, 2013	1	0	19,070	Craig Anderson / Ryan Miller	Erik Karlsson
Dec 10, 2013	1	2 (SO)	18,594	Ryan Miller / Robin Lehner	Zemgus Girgensons

SABRES INDIVIDUAL SCORING												
Player	GP	G	A	P	+/-	PIM	PP	SH	GW	EN	S	%
Drew Stafford	4	1	2	3	1	0	0	0	0	0	13	7.7
Tyler Ennis	4	2	0	2	1	2	1	0	0	0	24	8.3
Christian Ehrhoff	4	0	2	2	2	2	0	0	0	0	14	0.0
Zemgus Girgensons	4	1	0	1	-1	0	0	0	0	0	4	25.0
Jamie McBain	3	0	1	1	-1	0	0	0	0	0	6	0.0
Ville Leino	2	0	1	1	1	0	0	0	0	0	4	0.0
Kevin Porter	1	0	0	0	0	0	0	0	0	0	1	0.0
Brayden McNabb	1	0	0	0	0	0	0	0	0	0	0	0.0
Henrik Tallinder	4	0	0	0	-4	0	0	0	0	0	2	0.0
Patrick Kaleta	1	0	0	0	0	0	0	0	0	0	0	0.0
Marcus Foligno	2	0	0	0	0	0	0	0	0	0	2	0.0
Steve Ott	4	0	0	0	-1	0	0	0	0	0	5	0.0
Matt D'Agostini	3	0	0	0	-1	2	0	0	0	0	12	0.0
Philip Varone	1	0	0	0	0	2	0	0	0	0	1	0.0
Mike Weber	3	0	0	0	-2	0	0	0	0	0	1	0.0
Johan Larsson	1	0	0	0	0	0	0	0	0	0	0	0.0
Cody McCormick	2	0	0	0	-2	5	0	0	0	0	1	0.0
Mark Pysyk	3	0	0	0	-1	2	0	0	0	0	2	0.0
Zenon Konopka	1	0	0	0	-1	0	0	0	0	0	1	0.0
John Scott	4	0	0	0	-3	8	0	0	0	0	1	0.0
Brian Flynn	4	0	0	0	-2	0	0	0	0	0	11	0.0
Matt Ellis	1	0	0	0	-1	0	0	0	0	0	2	0.0
Thomas Vanek	1	0	0	0	-1	0	0	0	0	0	9	0.0
Cody Hodgson	3	0	0	0	-2	0	0	0	0	0	5	0.0
Mikhail Grigorenko	1	0	0	0	0	0	0	0	0	0	1	0.0
Alexander Sulzer	1	0	0	0	1	0	0	0	0	0	1	0.0
Tyler Myers	3	0	0	0	-3	2	0	0	0	0	7	0.0
Chad Ruhwedel	1	0	0	0	0	0	0	0	0	0	1	0.0
Matt Moulson	2	0	0	0	0	2	0	0	0	0	7	0.0
Rasmus Ristolainen	1	0	0	0	0	0	0	0	0	0	2	0.0
Luke Adam	2	0	0	0	0	2	0	0	0	0	4	0.0

SENATORS INDIVIDUAL SCORING												
Player	GP	G	A	P	+/-	PIM	PP	SH	GW	EN	S	%
Milan Michalek	4	3	0	3	1	4	0	0	1	0	15	20.0
Kyle Turris	4	0	3	3	2	2	0	0	0	0	11	0.0
Cory Conacher	4	0	3	3	3	0	0	0	0	0	5	0.0
Erik Karlsson	4	2	0	2	2	6	0	0	1	0	16	12.5
Bobby Ryan	4	1	1	2	1	4	0	0	0	0	14	7.1
Jason Spezza	4	0	2	2	1	2	0	0	0	0	16	0.0
Zack Smith	4	1	0	1	1	2	0	0	1	0	5	20.0
Chris Neil	4	0	1	1	1	2	0	0	0	0	9	0.0
Clarke MacArthur	4	0	1	1	0	0	0	0	0	0	9	0.0
Stephane Da Costa	2	0	1	1	1	2	0	0	0	0	4	0.0
Mika Zibanejad	3	0	1	1	0	2	0	0	0	0	4	0.0
Eric Gryba	3	0	0	0	0	7	0	0	0	0	2	0.0
Cody Ceci	2	0	0	0	2	0	0	0	0	0	2	0.0
Chris Phillips	3	0	0	0	1	0	0	0	0	0	6	0.0
Erik Condra	4	0	0	0	1	4	0	0	0	0	2	0.0
Joe Corvo	2	0	0	0	0	0	0	0	0	0	7	0.0
Patrick Wiercioch	4	0	0	0	0	0	0	0	0	0	7	0.0
Jared Cowen	3	0	0	0	1	2	0	0	0	0	4	0.0
Marc Methot	3	0	0	0	2	2	0	0	0	0	3	0.0
Matt Kassian	1	0	0	0	0	0	0	0	0	0	1	0.0
Jean-Gabriel Pageau	2	0	0	0	0	0	0	0	0	0	2	0.0
Colin Greening	4	0	0	0	0	0	0	0	0	0	6	0.0

Power Play:	1 - 19 (5.3%)	Penalty Killing:	12 - 12 (100%)							
Goaltender	GP	Min	GA	GAA	SO	W	L	OT	SA	SV%
Ryan Miller	3	182	4	1.32	0	1	2	0	114	.965
Jhonas Enroth	1	59	3	3.02	0	0	1	0	36	.917

Power Play:	0 - 12 (0%)	Penalty Killing:	18 - 19 (94.7%)							
Goaltender	GP	Min	GA	GAA	SO	W	L	OT	SA	SV%
Carey Price	3	179	3	1.00	1	3	0	0	74	.959
Dustin Tokarski	1	60	0	0.00	1	1	0	0	29	.000





@ Philadelphia	Flyers	Sabres	Attendance	Goaltenders	W. Goal
Nov 21, 2013	4	1	19,973	Ray Emery / Ryan Miller	Matt Read
Apr 6, 2014	5	2	19,603	Steve Mason / Nathan Lieuwen	Brayden Schenn

@ Buffalo	Flyers	Sabres	Attendance	Goaltenders	W. Goal
Jan 14, 2014	4	3	18,667	Steve Mason / Jhonas Enroth	Vincent Lecavalier

**SABRES** INDIVIDUAL SCORING

Player	GP	G	A	P	+/-	PIM	PP	SH	GW	EN	S	%
Cody Hodgson	3	2	2	4	-1	2	1	0	0	0	14	14.3
Matt D'Agostini	2	1	2	3	1	0	0	0	0	0	4	25.0
Tyler Ennis	3	1	2	3	-3	0	0	0	0	0	5	20.0
Steve Ott	2	0	2	2	-1	0	0	0	0	0	3	0.0
Christian Ehrhoff	3	0	2	2	-2	2	0	0	0	0	7	0.0
Mike Weber	3	1	0	1	-2	2	0	0	0	0	2	50.0
Tyler Myers	1	1	0	1	-1	4	1	0	0	0	3	33.3
Ville Leino	3	0	1	1	-2	2	0	0	0	0	0	0.0
Matt Moulson	2	0	1	1	-2	0	0	0	0	0	6	0.0
Marcus Foligno	2	0	0	0	0	0	0	0	0	0	1	0.0
Nicolas Deslauriers	1	0	0	0	-1	0	0	0	0	0	1	0.0
Henrik Tallinder	1	0	0	0	-1	2	0	0	0	0	1	0.0
Jamie McBain	3	0	0	0	0	4	0	0	0	0	1	0.0
Johan Larsson	1	0	0	0	1	2	0	0	0	0	1	0.0
John Scott	2	0	0	0	-1	0	0	0	0	0	2	0.0
Mark Pysyk	1	0	0	0	1	2	0	0	0	0	0	0.0
Linus Omark	1	0	0	0	1	0	0	0	0	0	0	0.0
Cory Conacher	1	0	0	0	-1	0	0	0	0	0	0	0.0
Cody McCormick	1	0	0	0	0	2	0	0	0	0	0	0.0
Brian Flynn	2	0	0	0	-1	2	0	0	0	0	2	0.0
Zenon Konopka	1	0	0	0	0	4	0	0	0	0	0	0.0
Zemgus Girgensons	3	0	0	0	-2	0	0	0	0	0	4	0.0
Matt Ellis	2	0	0	0	0	0	0	0	0	0	0	0.0
Mikhail Grigorenko	1	0	0	0	0	0	0	0	0	0	0	0.0
Alexander Sulzer	1	0	0	0	-1	2	0	0	0	0	0	0.0
Jake McCabe	1	0	0	0	-3	0	0	0	0	0	1	0.0
Luke Adam	2	0	0	0	-1	0	0	0	0	0	2	0.0
Chad Ruhwedel	1	0	0	0	-2	0	0	0	0	0	0	0.0
Drew Stafford	1	0	0	0	-2	0	0	0	0	0	5	0.0
Brayden McNabb	2	0	0	0	1	2	0	0	0	0	1	0.0
Rasmus Ristolainen	1	0	0	0	0	0	0	0	0	0	2	0.0

**FLYERS** INDIVIDUAL SCORING

Player	GP	G	A	P	+/-	PIM	PP	SH	GW	EN	S	%
Matt Read	3	3	2	5	5	0	0	0	1	0	4	75.0
Vincent Lecavalier	3	3	1	4	-1	2	1	0	1	0	12	25.0
Scott Hartnell	3	2	2	4	2	4	1	0	0	1	7	28.6
Mark Streit	3	0	4	4	2	2	0	0	0	0	2	0.0
Brayden Schenn	3	3	0	3	1	0	1	0	1	0	8	37.5
Sean Couturier	3	0	3	3	5	2	0	0	0	0	7	0.0
Wayne Simmonds	3	0	3	3	1	0	0	0	0	0	5	0.0
Jakub Voracek	3	1	1	2	-1	0	1	0	0	0	12	8.3
Steve Downie	1	0	2	2	2	0	0	0	0	0	4	0.0
Claude Giroux	3	0	2	2	-1	2	0	0	0	0	11	0.0
Zac Rinaldo	2	1	0	1	2	26	0	0	0	0	2	50.0
Kimmo Timonen	3	0	1	1	2	0	0	0	0	0	12	0.0
Adam Hall	3	0	1	1	0	2	0	0	0	0	3	0.0
Andrej Meszaros	1	0	1	1	0	2	0	0	0	0	3	0.0
Chris Vande Velde	1	0	0	0	0	0	0	0	0	0	0	0.0
Michael Raffl	2	0	0	0	1	0	0	0	0	0	5	0.0
Andrew MacDonald	1	0	0	0	0	0	0	0	0	0	2	0.0
Luke Schenn	3	0	0	0	0	0	0	0	0	0	3	0.0
Braydon Coburn	3	0	0	0	4	0	0	0	0	0	6	0.0
Jay Rosehill	3	0	0	0	-1	4	0	0	0	0	3	0.0
Erik Gustafsson	1	0	0	0	1	0	0	0	0	0	1	0.0
Nicklas Grossman	3	0	0	0	1	2	0	0	0	0	4	0.0

Power Play: 2 - 15 (13.3%)      Penalty Killing: 13 - 17 (76.5%)

Goaltender	GP	Min	GA	GAA	SO	W	L	OT	SA	SV%
Ryan Miller	1	58	3	3.06	0	0	1	0	45	.933
Nathan Lieuwen	1	59	5	5.04	0	0	1	0	37	.865
Jhonas Enroth	1	59	4	4.01	0	0	1	0	33	.879

Power Play: 4 - 17 (23.5%)      Penalty Killing: 13 - 15 (86.7%)

Goaltender	GP	Min	GA	GAA	SO	W	L	OT	SA	SV%
Steve Mason	2	119	5	2.51	0	2	0	0	38	.868
Ray Emery	1	59	1	1.00	0	1	0	0	30	.967



@ Phoenix	Coyotes	Sabres	Attendance	Goaltenders	W. Goal
Jan 30, 2014	2	3	13,000	Ryan Miller / Thomas Greiss	Zemgus Girgensons

@ Buffalo	Coyotes	Sabres	Attendance	Goaltenders	W. Goal
Dec 23, 2013	1	2 (OT)	18,942	Ryan Miller / Mike Smith	Mark Pysyk

**SABRES** INDIVIDUAL SCORING

Player	GP	G	A	P	+/-	PIM	PP	SH	GW	EN	S	%
Zemgus Girgensons	2	1	2	3	1	0	0	1	1	0	11	9.1
Tyler Ennis	2	2	0	2	1	0	0	0	0	0	6	33.3
Matt Moulson	2	0	2	2	1	4	0	0	0	0	5	0.0
Steve Ott	2	1	0	1	0	2	1	0	0	0	5	20.0
Mark Pysyk	1	1	0	1	2	0	0	0	1	0	5	20.0
Ville Leino	1	0	1	1	0	0	0	0	0	0	1	0.0
Christian Ehrhoff	1	0	1	1	1	0	0	0	0	0	3	0.0
Alexander Sulzer	1	0	1	1	1	0	0	0	0	0	2	0.0
Jamie McBain	2	0	0	0	0	0	0	0	0	0	3	0.0
Henrik Tallinder	2	0	0	0	0	0	0	0	0	0	3	0.0
John Scott	1	0	0	0	0	2	0	0	0	0	0	0.0
Chad Ruhwedel	1	0	0	0	0	0	0	0	0	0	4	0.0
Cody Hodgson	1	0	0	0	0	6	0	0	0	0	0	0.0
Zenon Konopka	1	0	0	0	0	0	0	0	0	0	0	0.0
Tyler Myers	2	0	0	0	0	0	0	0	0	0	5	0.0
Matt Ellis	2	0	0	0	0	0	0	0	0	0	2	0.0
Marcus Foligno	1	0	0	0	0	0	0	0	0	0	0	0.0
Philip Varone	1	0	0	0	0	0	0	0	0	0	0	0.0
Drew Stafford	1	0	0	0	0	15	0	0	0	0	1	0.0
Johan Larsson	1	0	0	0	0	0	0	0	0	0	0	0.0
Matt D'Agostini	2	0	0	0	0	0	0	0	0	0	2	0.0
Mike Weber	2	0	0	0	0	0	0	0	0	0	0	0.0
Brian Flynn	2	0	0	0	1	0	0	0	0	0	2	0.0

COYOTES INDIVIDUAL SCORING

Player	GP	G	A	P	+/-	PIM	PP	SH	GW	EN	S	%
Martin Hanzal	2	1	0	1	0	4	0	0	0	0	9	11.1
Antoine Vermette	2	1	0	1	-3	0	1	0	0	0	5	20.0
David Moss	2	1	0	1	1	0	0	0	0	0	6	16.7
Keith Yandle	2	0	1	1	-1	0	0	0	0	0	8	0.0
Jeff Halpern	2	0	1	1	0	0	0	0	0	0	1	0.0
Tim Kennedy	2	0	1	1	1	0	0	0	0	0	2	0.0
Mikkel Boedker	2	0	1	1	-2	0	0	0	0	0	4	0.0
Zbynek Michalek	1	0	1	1	0	0	0	0	0	0	1	0.0
Connor Murphy	2	0	1	1	1	0	0	0	0	0	3	0.0
Kyle Chipchura	2	0	0	0	0	0	0	0	0	0	0	0.0
Shane Doan	1	0	0	0	-1	0	0	0	0	0	1	0.0
Lauri Korpikoski	2	0	0	0	0	0	0	0	0	0	9	0.0
Derek Morris	2	0	0	0	-1	2	0	0	0	0	1	0.0
Mike Ribeiro	2	0	0	0	0	2	0	0	0	0	1	0.0
Radim Vrbata	2	0	0	0	0	2	0	0	0	0	13	0.0
David Schlemko	1	0	0	0	0	0	0	0	0	0	2	0.0
Rostislav Klesla	1	0	0	0	-2	0	0	0	0	0	4	0.0
Rob Klinkhammer	1	0	0	0	0	0	0	0	0	0	1	0.0
Michael Stone	1	0	0	0	-2	2	0	0	0	0	1	0.0
Oliver Ekman-Larsson	2	0	0	0	0	0	0	0	0	0	4	0.0
Paul Bissonnette	2	0	0	0	0	2	0	0	0	0	1	0.0

<b>Power Play:</b> 1 - 5 (20%)	<b>Penalty Killing:</b> 7 - 8 (87.5%)
--------------------------------	---------------------------------------

Goaltender	GP	Min	GA	GAA	SO	W	L	OT	SA	SV%
Ryan Miller	2	123	3	1.45	0	2	0	0	77	.961

<b>Power Play:</b> 1 - 8 (12.5%)	<b>Penalty Killing:</b> 4 - 5 (80%)
----------------------------------	-------------------------------------

Goaltender	GP	Min	GA	GAA	SO	W	L	OT	SA	SV%
Mike Smith	1	63	2	1.88	0	0	0	1	32	.938
Thomas Greiss	1	58	3	3.08	0	0	1	0	28	.893





@ Pittsburgh	Penguins	Sabres	Attendance	Goaltenders	W. Goal
Oct 5, 2013	4	1	18,641	Marc-Andre Fleury / Jhonas Enroth	Chuck Kobasew
Jan 27, 2014	3	0	18,563	Marc-Andre Fleury / Ryan Miller	Chris Kunitz

@ Buffalo	Penguins	Sabres	Attendance	Goaltenders	W. Goal
Feb 5, 2014	5	1	18,408	Marc-Andre Fleury / Ryan Miller	Sidney Crosby

SABRES INDIVIDUAL SCORING												
Player	GP	G	A	P	+/-	PIM	PP	SH	GW	EN	S	%
Thomas Vanek	1	1	0	1	0	2	0	0	0	0	4	25.0
Drew Stafford	2	1	0	1	0	0	0	0	0	0	6	16.7
Cody Hodgson	3	0	1	1	-4	0	0	0	0	0	3	0.0
Tyler Ennis	3	0	1	1	-1	0	0	0	0	0	5	0.0
Mark Pysyk	1	0	0	0	0	0	0	0	0	0	1	0.0
Cody McCormick	1	0	0	0	0	0	0	0	0	0	0	0.0
Jamie McBain	3	0	0	0	-4	2	0	0	0	0	1	0.0
Brian Flynn	3	0	0	0	-4	0	0	0	0	0	6	0.0
Zenon Konopka	1	0	0	0	0	0	0	0	0	0	0	0.0
John Scott	1	0	0	0	0	7	0	0	0	0	1	0.0
Zemgus Girgensons	3	0	0	0	-4	0	0	0	0	0	1	0.0
Matt Ellis	2	0	0	0	0	2	0	0	0	0	2	0.0
Linus Omark	2	0	0	0	-1	0	0	0	0	0	2	0.0
Mikhail Grigorenko	1	0	0	0	-1	0	0	0	0	0	2	0.0
Ville Leino	1	0	0	0	-2	0	0	0	0	0	1	0.0
Chad Ruhwedel	2	0	0	0	1	0	0	0	0	0	3	0.0
Alexander Sulzer	1	0	0	0	-2	2	0	0	0	0	1	0.0
Rasmus Ristolainen	1	0	0	0	-1	0	0	0	0	0	1	0.0
Matt Moulson	1	0	0	0	-1	0	0	0	0	0	4	0.0
Tyler Myers	2	0	0	0	-3	2	0	0	0	0	3	0.0
Kevin Porter	1	0	0	0	-2	0	0	0	0	0	1	0.0
Marcus Foligno	2	0	0	0	-1	0	0	0	0	0	2	0.0
Henrik Tallinder	2	0	0	0	0	2	0	0	0	0	1	0.0
Patrick Kaleta	1	0	0	0	0	0	0	0	0	0	0	0.0
Philip Varone	2	0	0	0	0	0	0	0	0	0	3	0.0
Steve Ott	3	0	0	0	-4	0	0	0	0	0	2	0.0
Matt D'Agostini	1	0	0	0	-1	0	0	0	0	0	3	0.0
Johan Larsson	1	0	0	0	0	0	0	0	0	0	1	0.0
Christian Ehrhoff	3	0	0	0	-3	0	0	0	0	0	9	0.0
Mike Weber	3	0	0	0	-4	2	0	0	0	0	1	0.0

PENGUINS INDIVIDUAL SCORING												
Player	GP	G	A	P	+/-	PIM	PP	SH	GW	EN	S	%
Sidney Crosby	3	2	3	5	3	2	1	0	1	0	10	20.0
Craig Adams	3	1	3	4	3	0	0	0	0	1	4	25.0
Matt Niskanen	3	0	3	3	3	2	0	0	0	0	7	0.0
Chris Kunitz	3	2	0	2	3	2	0	0	1	0	8	25.0
Tanner Glass	3	1	1	2	1	4	0	0	0	1	5	20.0
Evgeni Malkin	3	1	1	2	2	0	0	0	0	0	11	9.1
Brian Gibbons	2	1	1	2	2	0	0	0	0	0	2	50.0
Brandon Sutter	3	0	2	2	2	2	0	0	0	0	5	0.0
James Neal	2	1	0	1	2	0	0	0	0	0	9	11.1
Deryk Engelland	2	1	0	1	1	5	0	0	0	0	3	33.3
Chuck Kobasew	1	1	0	1	1	0	0	0	1	0	3	33.3
Harrison Zolnierczyk	1	1	0	1	1	0	0	0	0	0	1	100.0
Brooks Orpik	3	0	1	1	4	0	0	0	0	0	5	0.0
Paul Martin	3	0	1	1	5	0	0	0	0	0	3	0.0
Pascal Dupuis	1	0	1	1	0	0	0	0	0	0	4	0.0
Jayson Megna	2	0	0	0	0	2	0	0	0	0	4	0.0
Taylor Pyatt	1	0	0	0	0	0	0	0	0	0	0	0.0
Kris Letang	1	0	0	0	1	0	0	0	0	0	2	0.0
Joe Vitale	1	0	0	0	1	0	0	0	0	0	0	0.0
Dustin Jeffrey	1	0	0	0	1	0	0	0	0	0	3	0.0
Jussi Jokinen	3	0	0	0	2	0	0	0	0	0	10	0.0
Robert Bortuzzo	2	0	0	0	0	0	0	0	0	0	1	0.0
Beau Bennett	1	0	0	0	0	0	0	0	0	0	0	0.0
Olli Maatta	3	0	0	0	1	0	0	0	0	0	2	0.0
Rob Scuderi	3	0	0	0	2	0	0	0	0	0	1	0.0

SABRES										
Power Play:	0 - 6 (0%)		Penalty Killing:		6 - 7 (85.7%)					
Goaltender	GP	Min	GA	GAA	SO	W	L	OT	SA	SV%
Jhonas Enroth	1	59	3	3.00	0	0	1	0	34	.912
Ryan Miller	2	118	7	3.55	0	0	2	0	67	.896

PENGUINS										
Power Play:	1 - 7 (14.3%)		Penalty Killing:		6 - 6 (100%)					
Goaltender	GP	Min	GA	GAA	SO	W	L	OT	SA	SV%
Marc-Andre Fleury	3	180	2	0.67	1	3	0	0	70	.971



@ San Jose	Sharks	Sabres	Attendance	Goaltenders	W. Goal
Nov 5, 2013	4	5 (SO)	17,562	Ryan Miller / Antti Niemi	Cody Hodgson

@ Buffalo	Sharks	Sabres	Attendance	Goaltenders	W. Goal
Feb 28, 2014	2	4	19,070	Jhonas Enroth / Antti Niemi	Matt Moulson

**SABRES** INDIVIDUAL SCORING

Player	GP	G	A	P	+/-	PIM	PP	SH	GW	EN	S	%
Tyler Myers	2	1	2	3	4	2	0	0	0	1	3	33.3
Matt Moulson	2	1	2	3	-1	0	0	0	1	0	5	20.0
Zemgus Girgenson	2	0	3	3	3	0	0	0	0	0	3	0.0
Cody Hodgson	2	1	1	2	0	0	1	0	0	0	9	11.1
Tyler Ennis	1	1	1	2	-1	0	1	0	0	0	3	33.3
Drew Stafford	2	1	1	2	0	0	0	0	0	0	8	12.5
Brian Flynn	2	1	0	1	1	0	0	0	0	0	2	50.0
Henrik Tallinder	2	1	0	1	1	0	0	0	0	0	3	33.3
Cody McCormick	2	1	0	1	0	5	0	0	0	0	2	50.0
Mike Weber	1	0	1	1	3	0	0	0	0	0	0	0.0
Jamie McBain	2	0	1	1	0	0	0	0	0	0	1	0.0
Christian Ehrhoff	2	0	1	1	-4	0	0	0	0	0	1	0.0
Matt D'Agostini	1	0	1	1	1	0	0	0	0	0	1	0.0
Steve Ott	1	0	0	0	-2	0	0	0	0	0	2	0.0
John Scott	1	0	0	0	0	0	0	0	0	0	0	0.0
Rasmus Ristolainen	1	0	0	0	0	2	0	0	0	0	1	0.0
Corey Tropp	1	0	0	0	-1	0	0	0	0	0	1	0.0
Ville Leino	2	0	0	0	-1	2	0	0	0	0	0	0.0
Zenon Konopka	1	0	0	0	0	0	0	0	0	0	0	0.0
Matt Ellis	1	0	0	0	1	0	0	0	0	0	2	0.0
Alexander Sulzer	1	0	0	0	-2	2	0	0	0	0	0	0.0
Marcus Foligno	2	0	0	0	-1	4	0	0	0	0	7	0.0
Johan Larsson	1	0	0	0	1	7	0	0	0	0	0	0.0
Mark Pysyk	1	0	0	0	-2	0	0	0	0	0	2	0.0

**SHARKS** INDIVIDUAL SCORING

Player	GP	G	A	P	+/-	PIM	PP	SH	GW	EN	S	%
Dan Boyle	2	0	3	3	0	2	0	0	0	0	7	0.0
Tomas Hertl	1	1	1	2	1	0	0	0	0	0	6	16.7
Martin Havlat	2	1	1	2	1	0	0	0	0	0	5	20.0
Joe Thornton	2	0	2	2	0	0	0	0	0	0	4	0.0
Marc-Edouard Vlasic	2	0	2	2	1	0	0	0	0	0	5	0.0
Patrick Marleau	2	1	0	1	0	0	0	0	0	0	9	11.1
James Sheppard	1	1	0	1	1	0	0	0	0	0	2	50.0
Tommy Wingels	2	1	0	1	0	0	0	0	0	0	6	16.7
Tyler Kennedy	2	1	0	1	-1	9	0	0	0	0	12	8.3
Scott Hannan	2	0	1	1	-1	2	0	0	0	0	3	0.0
Brad Stuart	1	0	1	1	1	0	0	0	0	0	1	0.0
Joe Pavelski	2	0	1	1	1	0	0	0	0	0	4	0.0
Mike Brown	2	0	0	0	-1	7	0	0	0	0	5	0.0
Andrew Desjardins	2	0	0	0	-1	2	0	0	0	0	2	0.0
John McCarthy	1	0	0	0	-1	0	0	0	0	0	1	0.0
Justin Braun	2	0	0	0	1	0	0	0	0	0	3	0.0
Logan Couture	2	0	0	0	0	0	0	0	0	0	6	0.0
Adam Burish	1	0	0	0	-1	0	0	0	0	0	0	0.0
Jason Demers	2	0	0	0	0	0	0	0	0	0	1	0.0
Brent Burns	1	0	0	0	0	0	0	0	0	0	4	0.0
Matthew Irwin	1	0	0	0	-2	0	0	0	0	0	2	0.0
Matthew Nieto	1	0	0	0	1	0	0	0	0	0	1	0.0

Power Play:	2 - 5 (40%)	Penalty Killing:	6 - 6 (100%)
-------------	-------------	------------------	--------------

Goaltender	GP	Min	GA	GAA	SO	W	L	OT	SA	SV%
Ryan Miller	1	65	4	3.69	0	1	0	0	51	.922
Jhonas Enroth	1	59	2	2.00	0	1	0	0	38	.947

Power Play:	0 - 6 (0%)	Penalty Killing:	3 - 5 (60%)
-------------	------------	------------------	-------------

Goaltender	GP	Min	GA	GAA	SO	W	L	OT	SA	SV%
Antti Niemi	2	122	7	3.42	0	0	1	1	55	.873





@ St. Louis	Blues	Sabres	Attendance	Goaltenders	W. Goal
Apr 3, 2014	2	1	16,146	Brian Elliott / Nathan Lieuwen	Brenden Morrow

@ Buffalo	Blues	Sabres	Attendance	Goaltenders	W. Goal
Nov 19, 2013	4	1	17,710	Jaroslav Halak / Ryan Miller	Vladimir Tarasenko

**SABRES** INDIVIDUAL SCORING

Player	GP	G	A	P	+/-	PIM	PP	SH	GW	EN	S	%
Tyler Ennis	2	1	1	2	1	4	0	0	0	0	10	10.0
Ville Leino	2	0	2	2	0	0	0	0	0	0	3	0.0
Cody Hodgson	2	1	0	1	-1	0	1	0	0	0	1	100.0
Henrik Tallinder	1	0	1	1	1	0	0	0	0	0	1	0.0
Chad Ruhwedel	1	0	0	0	0	0	0	0	0	0	2	0.0
Cody McCormick	1	0	0	0	-2	0	0	0	0	0	0	0.0
Tyler Myers	1	0	0	0	1	0	0	0	0	0	2	0.0
Rasmus Ristolainen	1	0	0	0	-1	0	0	0	0	0	2	0.0
Matt Ellis	1	0	0	0	-1	0	0	0	0	0	2	0.0
Matt Moulson	1	0	0	0	0	0	0	0	0	0	4	0.0
Marcus Foligno	2	0	0	0	-1	0	0	0	0	0	2	0.0
Drew Stafford	1	0	0	0	0	0	0	0	0	0	3	0.0
Nicolas Deslauriers	1	0	0	0	-1	0	0	0	0	0	0	0.0
Matt D'Agostini	1	0	0	0	0	2	0	0	0	0	0	0.0
Johan Larsson	1	0	0	0	0	0	0	0	0	0	2	0.0
Mike Weber	2	0	0	0	0	0	0	0	0	0	0	0.0
Mark Pysyk	1	0	0	0	-3	0	0	0	0	0	0	0.0
Jamie McBain	2	0	0	0	0	0	0	0	0	0	3	0.0
Cory Conacher	1	0	0	0	0	0	0	0	0	0	0	0.0
John Scott	2	0	0	0	-3	0	0	0	0	0	0	0.0
Brian Flynn	2	0	0	0	-2	2	0	0	0	0	6	0.0
Corey Tropp	1	0	0	0	-2	0	0	0	0	0	0	0.0
Zemgus Girgensons	2	0	0	0	-2	0	0	0	0	0	2	0.0
Steve Ott	1	0	0	0	1	2	0	0	0	0	1	0.0
Jake McCabe	1	0	0	0	0	0	0	0	0	0	0	0.0
Christian Ehrhoff	2	0	0	0	-5	0	0	0	0	0	3	0.0

BLUES INDIVIDUAL SCORING

Player	GP	G	A	P	+/-	PIM	PP	SH	GW	EN	S	%
Brenden Morrow	2	3	0	3	3	2	0	0	1	0	5	60.0
Chris Stewart	1	0	2	2	2	2	0	0	0	0	2	0.0
Jaden Schwartz	2	0	2	2	0	0	0	0	0	0	2	0.0
Ryan Reaves	2	0	2	2	2	0	0	0	0	0	0	0.0
Maxim Lapierre	2	1	0	1	2	0	0	0	0	0	3	33.3
Magnus Paajarvi-Svensson	2	1	0	1	1	0	0	0	0	0	2	50.0
Vladimir Tarasenko	1	1	0	1	-1	2	1	0	1	0	4	25.0
Derek Roy	2	0	1	1	2	0	0	0	0	0	2	0.0
Jay Bouwmeester	2	0	1	1	2	0	0	0	0	0	3	0.0
Roman Polak	2	0	1	1	1	0	0	0	0	0	3	0.0
T.J. Oshie	2	0	1	1	0	0	0	0	0	0	6	0.0
Vladimir Sobotka	2	0	1	1	0	2	0	0	0	0	3	0.0
Steve Ott	1	0	0	0	0	0	0	0	0	0	1	0.0
Carlo Colaiacovo	1	0	0	0	0	0	0	0	0	0	1	0.0
Patrik Berglund	1	0	0	0	0	0	0	0	0	0	3	0.0
Ian Cole	1	0	0	0	2	0	0	0	0	0	2	0.0
Kevin Shattenkirk	2	0	0	0	1	0	0	0	0	0	1	0.0
Alex Steen	1	0	0	0	0	0	0	0	0	0	6	0.0
Alex Pietrangelo	2	0	0	0	1	0	0	0	0	0	2	0.0
David Backes	2	0	0	0	0	2	0	0	0	0	5	0.0
Dmitrij Jaskin	1	0	0	0	1	0	0	0	0	0	1	0.0
Barret Jackman	1	0	0	0	1	0	0	0	0	0	1	0.0
Jordan Leopold	1	0	0	0	0	0	0	0	0	0	1	0.0

Power Play: 1 - 5 (20%) Penalty Killing: 4 - 5 (80%)

Goaltender	GP	Min	GA	GAA	SO	W	L	OT	SA	SV%
Nathan Lieuwen	1	59	2	2.03	0	0	1	0	28	.929
Ryan Miller	1	60	4	4.00	0	0	1	0	31	.871

Power Play: 1 - 5 (20%) Penalty Killing: 4 - 5 (80%)

Goaltender	GP	Min	GA	GAA	SO	W	L	OT	SA	SV%
Brian Elliott	1	60	1	1.00	0	1	0	0	25	.960
Jaroslav Halak	1	60	1	1.00	0	1	0	0	24	.958

@ Tampa Bay	Lightning	Sabres	Attendance	Goaltenders	W. Goal
Oct 26, 2013	3	2	18,088	Ben Bishop / Ryan Miller	Ondrej Palat
Mar 6, 2014	1	3	19,204	Jhonas Enroth / Anders Lindback	Marcus Foligno

@ Buffalo	Lightning	Sabres	Attendance	Goaltenders	W. Goal
Oct 8, 2013	3 (OT)	2	18,243	Ben Bishop / Jhonas Enroth	Alexander Killorn
Mar 29, 2014	4 (OT)	3	19,070	Ben Bishop / Matthew Hackett	Steven Stamkos

**SABRES**  INDIVIDUAL SCORING

Player	GP	G	A	P	+/-	PIM	PP	SH	GW	EN	S	%
Cody Hodgson	4	3	2	5	2	0	1	0	0	0	15	20.0
Thomas Vanek	2	1	2	3	-1	2	0	0	0	0	8	12.5
Marcus Foligno	4	1	2	3	2	5	0	0	1	0	5	20.0
Jamie McBain	3	1	1	2	0	0	1	0	0	0	1	100.0
Tyler Myers	3	1	1	2	1	2	0	0	0	0	3	33.3
Matt D'Agostini	2	1	0	1	1	0	0	0	0	0	3	33.3
Cory Conacher	1	1	0	1	0	2	0	0	0	1	1	100.0
Brian Flynn	4	1	0	1	2	2	0	0	0	0	5	20.0
Johan Larsson	2	0	1	1	1	4	0	0	0	0	2	0.0
Christian Ehrhoff	4	0	1	1	-1	2	0	0	0	0	6	0.0
Cody McCormick	1	0	1	1	0	2	0	0	0	0	1	0.0
Zemgus Girgensons	4	0	1	1	3	0	0	0	0	0	6	0.0
Ville Leino	2	0	1	1	0	0	0	0	0	0	1	0.0
Rasmus Ristolainen	3	0	1	1	-1	0	0	0	0	0	4	0.0
Patrick Kaleta	1	0	0	0	-1	0	0	0	0	0	0	0.0
Nicolas Deslauriers	1	0	0	0	-1	0	0	0	0	0	0	0.0
Henrik Tallinder	3	0	0	0	0	2	0	0	0	0	1	0.0
Steve Ott	2	0	0	0	-1	7	0	0	0	0	3	0.0
Mike Weber	3	0	0	0	2	7	0	0	0	0	1	0.0
Mark Pysyk	2	0	0	0	0	0	0	0	0	0	5	0.0
Chris Stewart	1	0	0	0	2	4	0	0	0	0	1	0.0
Matt Ellis	2	0	0	0	0	0	0	0	0	0	4	0.0
John Scott	3	0	0	0	-1	0	0	0	0	0	1	0.0
Mikhail Grigorenko	2	0	0	0	-1	0	0	0	0	0	1	0.0
Alexander Sulzer	1	0	0	0	0	0	0	0	0	0	0	0.0
Chad Ruhwedel	1	0	0	0	1	0	0	0	0	0	0	0.0
Drew Stafford	4	0	0	0	-1	2	0	0	0	0	8	0.0
Kevin Porter	1	0	0	0	0	0	0	0	0	0	0	0.0
Tyler Ennis	4	0	0	0	-2	4	0	0	0	0	8	0.0
Nikita Zadorov	1	0	0	0	0	0	0	0	0	0	0	0.0
Torrey Mitchell	1	0	0	0	0	2	0	0	0	0	0	0.0

LIGHTNING  INDIVIDUAL SCORING

Player	GP	G	A	P	+/-	PIM	PP	SH	GW	EN	S	%
Tyler Johnson	4	3	1	4	2	0	1	1	0	0	11	27.3
Steven Stamkos	4	2	2	4	-1	2	1	0	1	0	15	13.3
Teddy Purcell	4	1	2	3	0	0	1	0	0	0	8	12.5
Valtteri Filppula	4	0	3	3	-2	0	0	0	0	0	9	0.0
Alexander Killorn	4	2	0	2	0	2	0	0	1	0	9	22.2
Ondrej Palat	4	1	1	2	2	2	0	0	1	0	11	9.1
Martin St Louis	2	1	1	2	0	0	0	0	0	0	6	16.7
Matt Carle	4	0	2	2	4	0	0	0	0	0	7	0.0
Victor Hedman	4	0	2	2	-4	7	0	0	0	0	9	0.0
Radko Gudas	3	0	2	2	2	9	0	0	0	0	3	0.0
Ryan Callahan	2	1	0	1	-1	0	1	0	0	0	7	14.3
Nikita Kucherov	2	0	1	1	-1	2	0	0	0	0	4	0.0
Eric Brewer	4	0	1	1	1	2	0	0	0	0	6	0.0
J.T. Brown	2	0	1	1	0	0	0	0	0	0	3	0.0
Ryan Malone	3	0	1	1	-1	7	0	0	0	0	6	0.0
Sami Salo	4	0	0	0	-2	2	0	0	0	0	7	0.0
Keith Aulie	2	0	0	0	-1	0	0	0	0	0	0	0.0
Pierre-Cedric Labrie	1	0	0	0	0	2	0	0	0	0	0	0.0
Michael Kostka	2	0	0	0	-1	0	0	0	0	0	8	0.0
Mark Barberio	2	0	0	0	-1	0	0	0	0	0	7	0.0
Brandon Crombeen	3	0	0	0	-1	2	0	0	0	0	3	0.0
Nate Thompson	4	0	0	0	-2	2	0	0	0	0	5	0.0
Richard Panik	2	0	0	0	0	0	0	0	0	0	4	0.0
Tom Pyatt	2	0	0	0	-1	0	0	0	0	0	2	0.0

Power Play:	2 - 12 (16.7%)	Penalty Killing:	12 - 16 (75%)							
Goaltender	GP	Min	GA	GAA	SO	W	L	OT	SA	SV%
Jhonas Enroth	2	121	4	1.97	0	1	0	1	78	.949
Matthew Hackett	1	61	4	3.88	0	0	0	1	33	.879
Ryan Miller	1	58	3	3.07	0	0	1	0	39	.923

Power Play:	4 - 16 (25%)	Penalty Killing:	10 - 12 (83.3%)							
Goaltender	GP	Min	GA	GAA	SO	W	L	OT	SA	SV%
Ben Bishop	3	182	6	1.97	0	3	0	0	73	.918
Anders Lindback	1	58	3	3.07	0	0	1	0	21	.857





@ Toronto	Maple Leafs	Sabres	Attendance	Goaltenders	W. Goal
Nov 16, 2013	4	2	19,447	James Reimer / Jhonas Enroth	Nikolai Kulemin
Dec 27, 2013	4 (SO)	3	19,405	Jonathan Bernier / Ryan Miller	Joffrey Lupul
Jan 15, 2014	4 (SO)	3	19,372	James Reimer / Ryan Miller	Joffrey Lupul

@ Buffalo	Maple Leafs	Sabres	Attendance	Goaltenders	W. Goal
Nov 15, 2013	1	3	19,070	Ryan Miller / Jonathan Bernier	Marcus Foligno
Nov 29, 2013	2	3 (OT)	19,070	Ryan Miller / James Reimer	Christian Ehrhoff

SABRES INDIVIDUAL SCORING												
Player	GP	G	A	P	+/-	PIM	PP	SH	GW	EN	S	%
Matt Moulson	5	3	2	5	0	2	1	0	0	0	8	37.5
Tyler Myers	5	0	5	5	-1	0	0	0	0	0	17	0.0
Christian Ehrhoff	5	2	2	4	0	4	0	0	1	1	11	18.2
Steve Ott	5	2	1	3	-2	9	2	0	0	0	11	18.2
Zemgus Girgensons	5	0	3	3	0	0	0	0	0	0	14	0.0
Mark Pysyk	5	0	3	3	-1	0	0	0	0	0	9	0.0
Matt Ellis	2	1	1	2	0	0	0	0	0	0	3	33.3
Cody Hodgson	4	1	1	2	-2	0	1	0	0	0	7	14.3
Tyler Ennis	5	1	1	2	1	0	1	0	0	0	15	6.7
Marcus Foligno	4	1	1	2	0	2	0	0	1	0	6	16.7
Jamie McBain	4	1	1	2	1	0	0	0	0	0	9	11.1
Ville Leino	5	0	2	2	0	2	0	0	0	0	3	0.0
Luke Adam	1	1	0	1	0	0	0	0	0	0	3	33.3
John Scott	5	1	0	1	0	16	0	0	0	0	4	25.0
Drew Stafford	5	0	1	1	-1	2	0	0	0	0	11	0.0
Cody McCormick	2	0	0	0	0	2	0	0	0	0	2	0.0
Corey Tropp	2	0	0	0	0	0	0	0	0	0	0	0.0
Rasmus Ristolainen	2	0	0	0	1	0	0	0	0	0	2	0.0
Zenon Konopka	1	0	0	0	1	0	0	0	0	0	1	0.0
Alexander Sulzer	1	0	0	0	0	0	0	0	0	0	2	0.0
Matt D'Agostini	3	0	0	0	1	0	0	0	0	0	5	0.0
Brayden McNabb	1	0	0	0	1	2	0	0	0	0	0	0.0
Mike Weber	3	0	0	0	-1	2	0	0	0	0	6	0.0
Henrik Tallinder	4	0	0	0	-2	4	0	0	0	0	3	0.0
Brian Flynn	5	0	0	0	-2	0	0	0	0	0	4	0.0
Linus Omark	1	0	0	0	0	2	0	0	0	0	0	0.0

MAPLE LEAFS INDIVIDUAL SCORING												
Player	GP	G	A	P	+/-	PIM	PP	SH	GW	EN	S	%
Mason Raymond	5	1	4	5	3	0	1	0	0	0	16	6.2
Philip Kessel	5	3	1	4	0	2	1	0	0	0	18	16.7
Cody Franson	5	0	4	4	1	4	0	0	0	0	6	0.0
Nikolai Kulemin	5	3	0	3	0	0	0	0	1	0	6	50.0
James Van Riemsdyk	5	2	1	3	0	2	1	0	0	0	21	9.5
Trevor Smith	3	1	2	3	1	0	0	0	0	0	3	33.3
Jake Gardiner	5	1	2	3	4	0	0	0	0	0	11	9.1
Peter Holland	3	1	1	2	-1	2	0	0	0	0	6	16.7
Dion Phaneuf	5	0	2	2	-1	18	0	0	0	0	20	0.0
David Clarkson	5	0	2	2	1	5	0	0	0	0	8	0.0
Morgan Rielly	2	1	0	1	1	0	0	0	0	0	5	20.0
Paul Ranger	4	0	1	1	-2	6	0	0	0	0	5	0.0
Tyler Bozak	2	0	1	1	1	2	0	0	0	0	0	0.0
Nazem Kadri	3	0	1	1	2	0	0	0	0	0	3	0.0
Jay McClement	5	0	0	0	-1	2	0	0	0	0	5	0.0
Joffrey Lupul	4	0	0	0	0	0	0	0	0	0	20	0.0
Carl Gunnarsson	5	0	0	0	1	2	0	0	0	0	3	0.0
Carter Ashton	3	0	0	0	0	0	0	0	0	0	3	0.0
Mark Fraser	3	0	0	0	-2	2	0	0	0	0	0	0.0
Jerred Smithson	4	0	0	0	-2	0	0	0	0	0	0	0.0
Jerry D'Amigo	1	0	0	0	0	0	0	0	0	0	0	0.0
Colton Orr	5	0	0	0	0	12	0	0	0	0	1	0.0
Tim Gleason	1	0	0	0	-1	0	0	0	0	0	0	0.0
Frazer McLaren	2	0	0	0	0	14	0	0	0	0	0	0.0

Power Play:	5 - 13 (38.5%)	Penalty Killing:	8 - 11 (72.7%)							
Goaltender	GP	Min	GA	GAA	SO	W	L	OT	SA	SV%
Ryan Miller	4	249	9	2.17	0	2	0	2	138	.935
Jhonas Enroth	1	59	4	4.05	0	0	1	0	22	.818

Power Play:	3 - 11 (27.3%)	Penalty Killing:	8 - 13 (61.5%)							
Goaltender	GP	Min	GA	GAA	SO	W	L	OT	SA	SV%
James Reimer	3	184	8	2.60	0	2	0	1	94	.915
Jonathan Bernier	2	124	5	2.42	0	1	1	0	61	.918



@ Vancouver	Canucks	Sabres	Attendance	Goaltenders	W. Goal
Mar 23, 2014	4	2	18,910	Eddie Lack / Nathan Lieuwen	Yannick Weber

@ Buffalo	Canucks	Sabres	Attendance	Goaltenders	W. Goal
Oct 17, 2013	3	0	18,374	Roberto Luongo / Ryan Miller	Christopher Higgins

**SABRES** INDIVIDUAL SCORING

Player	GP	G	A	P	+/-	PIM	PP	SH	GW	EN	S	%
Tyler Ennis	2	1	0	1	1	0	0	0	0	0	4	25.0
Jamie McBain	1	1	0	1	1	0	0	0	0	0	1	100.0
Marcus Foligno	2	0	1	1	0	2	0	0	0	0	2	0.0
Matt D'Agostini	1	0	1	1	-1	0	0	0	0	0	0	0.0
Brian Flynn	2	0	1	1	-2	0	0	0	0	0	3	0.0
Christian Ehrhoff	2	0	1	1	-2	0	0	0	0	0	4	0.0
Chad Ruhwedel	1	0	0	0	-1	0	0	0	0	0	1	0.0
Cody McCormick	1	0	0	0	-1	0	0	0	0	0	2	0.0
Cody Hodgson	2	0	0	0	0	2	0	0	0	0	5	0.0
Rasmus Ristolainen	2	0	0	0	-3	2	0	0	0	0	4	0.0
Zenon Konopka	1	0	0	0	-1	0	0	0	0	0	0	0.0
Tyler Myers	1	0	0	0	-1	0	0	0	0	0	1	0.0
Matt Ellis	1	0	0	0	-1	0	0	0	0	0	0	0.0
Thomas Vanek	1	0	0	0	0	0	0	0	0	0	3	0.0
Drew Stafford	2	0	0	0	0	0	0	0	0	0	5	0.0
Nicolas Deslauriers	1	0	0	0	-1	0	0	0	0	0	1	0.0
Kevin Porter	1	0	0	0	-1	0	0	0	0	0	1	0.0
Johan Larsson	1	0	0	0	-2	0	0	0	0	0	2	0.0
Torrey Mitchell	1	0	0	0	-1	0	0	0	0	0	0	0.0
Mark Pysyk	1	0	0	0	-1	0	0	0	0	0	0	0.0
Cory Conacher	1	0	0	0	-2	0	0	0	0	0	1	0.0
Henrik Tallinder	2	0	0	0	-3	2	0	0	0	0	0	0.0
Mike Weber	2	0	0	0	0	2	0	0	0	0	1	0.0
Steve Ott	1	0	0	0	-1	0	0	0	0	0	0	0.0
Mikhail Grigorenko	1	0	0	0	-1	0	0	0	0	0	0	0.0
John Scott	2	0	0	0	-1	0	0	0	0	0	2	0.0

**CANUCKS** INDIVIDUAL SCORING

Player	GP	G	A	P	+/-	PIM	PP	SH	GW	EN	S	%
Zack Kassian	2	0	4	4	4	0	0	0	0	0	2	0.0
Brad Richardson	2	2	1	3	5	0	0	1	0	0	4	50.0
Shawn Matthias	1	1	2	3	3	0	0	0	0	0	1	100.0
Michael Santorelli	1	0	2	2	2	2	0	0	0	0	2	0.0
Yannick Weber	1	1	0	1	2	0	0	0	1	0	5	20.0
Christopher Higgins	2	1	0	1	-1	0	0	0	1	0	6	16.7
David Booth	2	1	0	1	1	2	0	0	0	0	4	25.0
Ryan Stanton	2	1	0	1	3	0	0	0	0	0	1	100.0
Jason Garrison	2	0	1	1	2	0	0	0	0	0	3	0.0
Daniel Sedin	2	0	1	1	1	0	0	0	0	0	9	0.0
Henrik Sedin	2	0	1	1	0	2	0	0	0	0	2	0.0
Kevin Bieksa	2	0	0	0	2	0	0	0	0	0	2	0.0
Andrew Alberts	1	0	0	0	0	0	0	0	0	0	0	0.0
Zac Dalpe	1	0	0	0	0	0	0	0	0	0	0	0.0
Ryan Kesler	2	0	0	0	1	0	0	0	0	0	8	0.0
Dale Weise	1	0	0	0	0	0	0	0	0	0	0	0.0
Jordan Schroeder	1	0	0	0	0	0	0	0	0	0	1	0.0
Alexander Edler	1	0	0	0	0	2	0	0	0	0	6	0.0
Christopher Tanev	1	0	0	0	1	0	0	0	0	0	2	0.0
Jannik Hansen	2	0	0	0	-1	0	0	0	0	0	5	0.0
Nicklas Jensen	1	0	0	0	0	0	0	0	0	0	2	0.0
Tommy Sestito	2	0	0	0	0	0	0	0	0	0	0	0.0
Dan Hamhuis	2	0	0	0	0	2	0	0	0	0	5	0.0

Power Play: 0 - 4 (0%)      Penalty Killing: 4 - 4 (100%)

Goaltender	GP	Min	GA	GAA	SO	W	L	OT	SA	SV%
Nathan Lieuwen	1	58	4	4.11	0	0	1	0	36	.889
Ryan Miller	1	60	3	3.00	0	0	1	0	34	.912

Power Play: 0 - 4 (0%)      Penalty Killing: 4 - 4 (100%)


Goaltender	GP	Min	GA	GAA	SO	W	L	OT	SA	SV%
Eddie Lack	1	60	2	2.00	0	1	0	0	18	.889
Roberto Luongo	1	59	0	0.00	1	1	0	0	25	.000



@ Washington	Capitals	Sabres	Attendance	Goaltenders	W. Goal
Jan 12, 2014	1	2 (SO)	18,506	Ryan Miller / Philipp Grubauer	Cody Hodgson

@ Buffalo	Capitals	Sabres	Attendance	Goaltenders	W. Goal
Dec 29, 2013	1	2 (SO)	19,070	Ryan Miller / Philipp Grubauer	Steve Ott
Jan 28, 2014	5 (OT)	4	18,923	Braden Holtby / Jhonas Enroth	Mike Green

SABRES INDIVIDUAL SCORING 												
Player	GP	G	A	P	+/-	PIM	PP	SH	GW	EN	S	%
Cody Hodgson	2	2	1	3	1	0	1	0	0	0	5	40.0
Christian Ehrhoff	3	1	2	3	0	0	0	0	0	0	5	20.0
Tyler Ennis	3	1	2	3	-1	0	1	0	0	0	6	16.7
Matt Moulson	3	0	2	2	0	0	0	0	0	0	8	0.0
Philip Varone	1	1	0	1	0	0	0	0	0	0	4	25.0
Drew Stafford	1	1	0	1	0	0	0	0	0	0	4	25.0
Marcus Foligno	3	0	1	1	0	17	0	0	0	0	4	0.0
Brian Flynn	3	0	1	1	0	0	0	0	0	0	2	0.0
Matt D'Agostini	2	0	0	0	0	0	0	0	0	0	5	0.0
Mike Weber	3	0	0	0	-2	6	0	0	0	0	6	0.0
Mark Pysyk	2	0	0	0	-1	0	0	0	0	0	2	0.0
Jamie McBain	2	0	0	0	0	0	0	0	0	0	4	0.0
Henrik Tallinder	2	0	0	0	1	2	0	0	0	0	0	0.0
John Scott	2	0	0	0	-1	0	0	0	0	0	1	0.0
Zemgus Girgensons	3	0	0	0	1	0	0	0	0	0	2	0.0
Steve Ott	3	0	0	0	1	2	0	0	0	0	5	0.0
Linus Omark	2	0	0	0	-1	0	0	0	0	0	2	0.0
Chad Ruhwedel	1	0	0	0	1	0	0	0	0	0	3	0.0
Ville Leino	3	0	0	0	0	0	0	0	0	0	1	0.0
Zenon Konopka	2	0	0	0	-1	2	0	0	0	0	0	0.0
Matt Ellis	3	0	0	0	-1	2	0	0	0	0	0	0.0
Tyler Myers	2	0	0	0	-2	0	0	0	0	0	0	0.0
Alexander Sulzer	2	0	0	0	1	0	0	0	0	0	5	0.0
Brayden McNabb	1	0	0	0	0	0	0	0	0	0	1	0.0

CAPITALS INDIVIDUAL SCORING 												
Player	GP	G	A	P	+/-	PIM	PP	SH	GW	EN	S	%
Alex Ovechkin	3	2	2	4	1	0	1	0	0	0	25	8.0
Troy Brouwer	3	2	1	3	1	4	1	0	0	0	8	25.0
Mike Green	3	2	1	3	3	2	0	0	1	0	9	22.2
Martin Erat	2	0	2	2	1	0	0	0	0	0	2	0.0
Jason Chimera	3	1	0	1	-1	0	0	0	0	0	9	11.1
Mikhail Grabovski	2	0	1	1	1	0	0	0	0	0	5	0.0
Connor Carrick	2	0	1	1	0	0	0	0	0	0	2	0.0
Nicklas Backstrom	3	0	1	1	0	2	0	0	0	0	8	0.0
Jay Beagle	3	0	1	1	0	2	0	0	0	0	5	0.0
Joel Ward	3	0	1	1	0	0	0	0	0	0	2	0.0
Marcus Johansson	3	0	1	1	2	0	0	0	0	0	1	0.0
Dmitri Orlov	3	0	1	1	3	2	0	0	0	0	3	0.0
Eric Fehr	3	0	1	1	-1	0	0	0	0	0	6	0.0
Thomas Wilson	1	0	0	0	-1	0	0	0	0	0	2	0.0
Karl Alzner	3	0	0	0	-1	7	0	0	0	0	3	0.0
John Erskine	3	0	0	0	-1	0	0	0	0	0	5	0.0
John Carlson	3	0	0	0	-1	2	0	0	0	0	9	0.0
Brooks Laich	2	0	0	0	0	0	0	0	0	0	3	0.0
Casey Wellman	1	0	0	0	-1	0	0	0	0	0	1	0.0
Aaron Volpatti	2	0	0	0	0	0	0	0	0	0	0	0.0

Power Play:	2 - 7 (28.6%)	Penalty Killing:	5 - 7 (71.4%)							
Goaltender	GP	Min	GA	GAA	SO	W	L	OT	SA	SV%
Ryan Miller	2	130	2	0.92	0	2	0	0	79	.975
Jhonas Enroth	1	61	5	4.92	0	0	0	1	35	.857

Power Play:	2 - 7 (28.6%)	Penalty Killing:	5 - 7 (71.4%)							
Goaltender	GP	Min	GA	GAA	SO	W	L	OT	SA	SV%
Braden Holtby	1	61	4	3.93	0	1	0	0	27	.852
Philipp Grubauer	2	130	2	0.92	0	0	0	2	48	.958



@ Winnipeg	Jets	Sabres	Attendance	Goaltenders	W. Goal
Dec 31, 2013	3	0	15,004	Al Montoya / Jhonas Enroth	Keaton Ellerby

@ Buffalo	Jets	Sabres	Attendance	Goaltenders	W. Goal
Dec 17, 2013	2	4	17,795	Ryan Miller / Ondrej Pavelec	Matt Moulson

**SABRES** INDIVIDUAL SCORING

Player	GP	G	A	P	+/-	PIM	PP	SH	GW	EN	S	%
Matt Ellis	2	1	0	1	1	0	0	0	0	0	4	25.0
Marcus Foligno	2	1	0	1	-1	0	0	0	0	0	4	25.0
Matt Moulson	2	1	0	1	-3	4	1	0	1	0	8	12.5
Steve Ott	2	1	0	1	0	0	0	0	0	0	4	25.0
Tyler Ennis	2	0	1	1	-3	0	0	0	0	0	3	0.0
Brian Flynn	2	0	1	1	1	0	0	0	0	0	3	0.0
Drew Stafford	2	0	1	1	1	4	0	0	0	0	2	0.0
Kevin Porter	1	0	1	1	1	0	0	0	0	0	0	0.0
Mike Weber	2	0	1	1	-1	0	0	0	0	0	2	0.0
Cody Hodgson	1	0	1	1	-1	0	0	0	0	0	5	0.0
Christian Ehrhoff	2	0	1	1	-1	0	0	0	0	0	6	0.0
Tyler Myers	2	0	1	1	-1	0	0	0	0	0	1	0.0
Alexander Sulzer	2	0	0	0	0	0	0	0	0	0	4	0.0
Zemgus Girgensons	2	0	0	0	-4	0	0	0	0	0	3	0.0
John Scott	1	0	0	0	0	12	0	0	0	0	0	0.0
Matt D'Agostini	2	0	0	0	0	0	0	0	0	0	4	0.0
Linus Omark	1	0	0	0	0	0	0	0	0	0	0	0.0
Mark Pysyk	1	0	0	0	0	0	0	0	0	0	1	0.0
Jamie McBain	2	0	0	0	-1	0	0	0	0	0	4	0.0
Henrik Tallinder	1	0	0	0	0	0	0	0	0	0	0	0.0
Ville Leino	2	0	0	0	1	0	0	0	0	0	0	0.0

JETS INDIVIDUAL SCORING

Player	GP	G	A	P	+/-	PIM	PP	SH	GW	EN	S	%
Mark Scheifele	2	2	1	3	2	0	0	0	0	0	5	40.0
Jacob Trouba	2	1	0	1	1	0	0	0	0	0	3	33.3
Anthony Peluso	1	1	0	1	1	0	0	0	0	0	1	100.0
Keaton Ellerby	1	1	0	1	2	0	0	0	1	0	2	50.0
Evander Kane	2	0	1	1	1	0	0	0	0	0	9	0.0
Andrew Ladd	2	0	1	1	1	0	0	0	0	0	3	0.0
Grant Clitsome	1	0	1	1	0	4	0	0	0	0	0	0.0
Devin Setoguchi	2	0	1	1	0	0	0	0	0	0	3	0.0
Chris Thorburn	2	0	1	1	1	2	0	0	0	0	3	0.0
Tobias Enstrom	2	0	0	0	0	4	0	0	0	0	1	0.0
Eric O'Dell	1	0	0	0	-1	2	0	0	0	0	0	0.0
Dustin Byfuglien	2	0	0	0	2	2	0	0	0	0	3	0.0
Blake Wheeler	2	0	0	0	1	4	0	0	0	0	4	0.0
Adam Pardy	1	0	0	0	-1	0	0	0	0	0	1	0.0
Zach Bogosian	1	0	0	0	0	0	0	0	0	0	1	0.0
Bryan Little	2	0	0	0	1	2	0	0	0	0	4	0.0
James Wright	1	0	0	0	0	0	0	0	0	0	0	0.0
Olli Jokinen	2	0	0	0	0	0	0	0	0	0	2	0.0
Michael Frolik	2	0	0	0	1	0	0	0	0	0	3	0.0
John Albert	1	0	0	0	-1	0	0	0	0	0	0	0.0
Mark Stuart	2	0	0	0	0	0	0	0	0	0	3	0.0
Eric Tangradi	2	0	0	0	-1	0	0	0	0	0	2	0.0

Power Play:	1 - 9 (11.1%)	Penalty Killing:	4 - 4 (100%)							
Goaltender	GP	Min	GA	GAA	SO	W	L	OT	SA	SV%
Ryan Miller	1	60	2	2.00	0	1	0	0	27	.926
Jhonas Enroth	1	59	2	2.02	0	0	1	0	25	.920

Power Play:	0 - 4 (0%)	Penalty Killing:	8 - 9 (88.9%)							
Goaltender	GP	Min	GA	GAA	SO	W	L	OT	SA	SV%
Al Montoya	1	60	0	0.00	1	1	0	0	27	.000
Ondrej Pavelec	1	58	4	4.08	0	0	1	0	31	.871



WE ARE HOCKEY  
WE ARE BUFFALO

2014-15 BUFFALO SABRES  
**RECORD BOOK**





**1970-71 24-39-15, 5TH PLACE - EAST DIVISION**

Oct. 10	@ Pittsburgh	2-1	W	Jan. 13	@ Chicago	2-4	L
Oct. 14	@ NY Rangers	0-3	L	Jan. 14	St. Louis	2-1	W
Oct. 15	Montreal	0-3	L	Jan. 16	@ Minnesota	4-3	W
Oct. 17	@ St. Louis	1-4	L	Jan. 17	Montreal	4-4	T
Oct. 18	Pittsburgh	1-1	T	Jan. 21	NY Rangers	5-5	T
Oct. 22	@ Philadelphia	2-4	L	Jan. 23	@ St. Louis	1-7	L
Oct. 23	Detroit	4-3	W	Jan. 24	Philadelphia	6-4	W
Oct. 25	Chicago	0-4	L	Jan. 27	@ Los Angeles	3-3	T
Oct. 27	@ Vancouver	2-7	L	Jan. 29	@ California	4-2	W
Oct. 30	@ California	1-6	L	Jan. 31	@ Vancouver	6-1	W
Nov. 1	@ Los Angeles	2-4	L	Feb. 4	Los Angeles	5-2	W
Nov. 5	Vancouver	1-4	L	Feb. 6	@ Boston	3-4	L
Nov. 7	@ Montreal	2-11	L	Feb. 7	Toronto	3-4	L
Nov. 8	Philadelphia	1-3	L	Feb. 9	@ Vancouver	3-6	L
Nov. 13	California	4-2	W	Feb. 10	@ California	1-5	L
Nov. 15	Montreal	2-2	T	Feb. 12	California	3-0	W
Nov. 18	@ Toronto	7-2	W	Feb. 14	Philadelphia	3-2	W
Nov. 21	@ Minnesota	0-3	L	Feb. 17	@ Chicago	1-5	L
Nov. 25	@ Pittsburgh	4-4	T	Feb. 18	Pittsburgh	6-6	T
Nov. 26	NY Rangers	2-2	T	Feb. 20	@ Detroit	5-6	L
Nov. 29	California	1-2	L	Feb. 21	St. Louis	1-3	L
Dec. 3	Boston	4-4	T	Feb. 23	Boston	3-6	L
Dec. 6	Minnesota	1-0	W	Feb. 25	@ Philadelphia	2-3	L
Dec. 9	@ Chicago	1-6	L	Feb. 27	@ Toronto	0-2	L
Dec. 10	@ Boston	2-8	L	Feb. 28	Minnesota	5-2	W
Dec. 12	@ Detroit	3-5	L	Mar. 3	@ Los Angeles	3-3	T
Dec. 13	Toronto	0-4	L	Mar. 5	Chicago	2-2	T
Dec. 16	@ NY Rangers	0-4	L	Mar. 7	Vancouver	6-3	W
Dec. 17	Los Angeles	4-3	W	Mar. 13	@ St. Louis	0-9	L
Dec. 19	@ Toronto	0-2	L	Mar. 14	@ Minnesota	5-0	W
Dec. 20	Toronto	2-4	L	Mar. 18	St. Louis	5-3	W
Dec. 22	NY Rangers	2-7	L	Mar. 20	@ Montreal	2-5	L
Dec. 26	@ Montreal	4-4	T	Mar. 21	@ Boston	7-5	W
Dec. 27	Detroit	5-2	W	Mar. 23	@ NY Rangers	2-7	L
Jan. 1	Boston	4-9	L	Mar. 26	Vancouver	3-1	W
Jan. 3	Chicago	3-5	L	Mar. 28	Minnesota	4-2	W
Jan. 7	Detroit	7-4	W	Mar. 31	@ Pittsburgh	6-4	W
Jan. 9	@ Detroit	2-3	L	Apr. 1	Pittsburgh	3-3	T
Jan. 10	Los Angeles	2-2	T	Apr. 4	@ Philadelphia	3-3	T

**1971-72 16-43-19, 6TH PLACE - EAST DIVISION**

Oct. 10	Pittsburgh	2-1	W	Jan. 2	California	4-4	T
Oct. 12	@ St. Louis	1-4	L	Jan. 6	Boston	2-5	L
Oct. 14	@ Boston	2-6	L	Jan. 9	Toronto	1-2	L
Oct. 16	@ Montreal	3-9	L	Jan. 13	NY Rangers	2-5	L
Oct. 17	Minnesota	2-3	L	Jan. 15	@ Montreal	2-6	L
Oct. 20	@ Toronto	2-2	W	Jan. 16	Montreal	4-2	W
Oct. 21	Chicago	7-5	L	Jan. 20	Vancouver	1-0	W
Oct. 23	@ Minnesota	1-5	L	Jan. 22	@ Detroit	2-3	L
Oct. 24	St. Louis	2-3	L	Jan. 23	@ Boston	3-3	T
Oct. 27	@ Los Angeles	3-2	W	Jan. 26	@ NY Rangers	1-5	L
Oct. 30	@ Vancouver	4-4	T	Jan. 27	Detroit	1-3	L
Oct. 31	@ California	2-2	T	Jan. 30	Los Angeles	2-2	T
Nov. 4	@ Detroit	4-4	T	Feb. 3	NY Rangers	2-4	L
Nov. 5	Philadelphia	5-2	W	Feb. 5	@ Minnesota	3-3	T
Nov. 7	Detroit	3-3	T	Feb. 6	Boston	8-2	W
Nov. 11	Los Angeles	2-4	L	Feb. 10	@ Detroit	2-4	L
Nov. 13	@ NY Rangers	2-5	L	Feb. 12	@ Boston	1-5	L
Nov. 14	Montreal	2-2	T	Feb. 13	Philadelphia	4-4	T
Nov. 18	California	5-7	L	Feb. 17	Pittsburgh	0-2	L
Nov. 21	Toronto	3-4	L	Feb. 19	@ Toronto	1-4	L
Nov. 24	@ Los Angeles	3-5	L	Feb. 20	Montreal	0-4	L
Nov. 27	@ Vancouver	2-5	L	Feb. 23	@ Chicago	2-1	W
Nov. 28	@ California	3-5	L	Feb. 24	Chicago	5-3	W
Dec. 1	@ NY Rangers	2-7	L	Feb. 27	California	4-4	T
Dec. 2	Los Angeles	2-0	W	Mar. 1	@ Montreal	1-4	L
Dec. 4	@ St. Louis	1-5	L	Mar. 2	NY Rangers	3-4	L
Dec. 5	Minnesota	3-1	W	Mar. 5	St. Louis	2-6	L
Dec. 9	Chicago	1-3	L	Mar. 8	@ California	3-6	L
Dec. 11	@ Pittsburgh	3-3	T	Mar. 10	@ Vancouver	2-3	L
Dec. 12	Toronto	2-4	L	Mar. 11	@ Los Angeles	3-5	L
Dec. 15	@ Chicago	1-2	L	Mar. 14	@ Minnesota	4-3	W
Dec. 16	@ Philadelphia	0-5	L	Mar. 16	@ Philadelphia	3-3	T
Dec. 18	@ Toronto	1-8	L	Mar. 17	Vancouver	2-6	L
Dec. 19	Vancouver	5-1	W	Mar. 19	@ Chicago	3-3	T
Dec. 23	Boston	4-4	T	Mar. 22	@ Pittsburgh	4-3	W
Dec. 25	@ St. Louis	4-4	T	Mar. 23	Minnesota	4-4	T
Dec. 26	@ St. Louis	6-3	W	Mar. 26	Pittsburgh	2-2	T
Dec. 29	Detroit	3-7	L	Mar. 30	@ Philadelphia	1-3	L
Dec. 31	@ Pittsburgh	3-3	T	Apr. 2	Philadelphia	3-2	W

**1970-71 REGULAR SEASON SCORING**

NO.	PLAYER	GP	G	A	PTS	+/-	PIM	PP	SH	GW	GT	SHOTS	PCT.
11	Gil Perreault	78	38	34	72	-39	19	14	0	5	3	210	18.1
10	Phil Goyette	60	15	46	61	-15	6	9	0	1	0	119	12.6
15	Gerry Meehan	77	24	31	55	-12	8	5	0	1	2	163	14.7
22	Don Marshall	62	20	29	49	-13	6	9	0	1	2	112	17.9
23	Eddie Shack	56	25	17	42	-29	93	10	0	4	1	192	13.0
19	Steve Atkinson	57	20	18	38	1	12	0	1	2	3	126	15.9
21	Paul Andrea	47	11	21	32	-16	4	2	0	3	0	99	11.1
6	Al Hamilton	69	2	28	30	-23	71	0	0	0	0	98	2.0
26	Larry Keenan	51	7	20	27	-10	6	3	0	2	0	67	10.4
5	Doug Barrie	75	4	23	27	-	168	0	0	0	1	128	3.1
16	Ron Anderson	74	14	12	26	-11	44	0	1	3	0	139	10.1
20	Dick Duff	53	7	13	20	-16	12	0	0	1	1	67	10.4
17	Floyd Smith	77	6	11	17	-12	46	0	2	0	0	80	7.5
9	Reg Fleming	78	6	10	16	-8	159	0	0	0	0	54	11.1
7	Cliff Schmutz	26	5	7	12	0	10	2	0	0	0	44	11.4
2	Jim Watson	78	2	9	11	-28	147	0	0	0	1	114	1.8
12	Skip Krake	74	4	5	9	-21	68	1	0	0	0	64	6.3
18	Kevin O'Shea	41	4	4	8	-11	8	0	1	1	1	33	12.1
3	Tracy Pratt	76	1	7	8	0	179	0	0	0	0	34	2.9
24	Jean-Guy Talbot	57	0	7	7	0	36	0	0	0	0	41	0.0
14	Randy Wyrozub	16	2	2	4	0	6	1	0	0	0	22	9.1
19	Francois Lacombe	1	0	1	1	0	2	0	0	0	0	1	0.0
28	Dave Dryden	10	0	1	1	0	0	0	0	0	0	0	0.0
8	Billy Inglis	14	0	1	1	0	4	0	0	0	0	9	0.0
30	Joe Daley	38	0	1	1	0	12	0	0	0	0	0	0.0
19	Brian Perry	1	0	0	0	0	0	0	0	0	0	0	0.0
28	Terry Ball	2	0	0	0	0	0	0	0	0	0	2	0.0
21	Jean-Guy Lagace	3	0	0	0	0	2	0	0	0	0	3	0.0
23	Paul Terbenche	3	0	0	0	0	2	0	0	0	0	1	0.0
24	Butch Deadmarsh	10	0	0	0	0	9	0	0	0	0	7	0.0
20	Brian McDonald	12	0	0	0	0	29	0	0	0	0	15	0.0
4	Mike McMahon	12	0	0	0	0	4	0	0	0	0	20	0.0
25	Hap Myers	13	0	0	0	0	6	0	0	0	0	14	0.0
1	Roger Crozier	43	0	0	0	0	0	0	0	0	0	0	0.0
NO.	GOALTENDER	GP	MIN	AVG.	W	L	T	EN	SO	GA	SA	PCT.	
30	Joe Daley	38	2073	3.70	12	16	8	2	1	128	1247	.897	
1	Roger Crozier	43	2198	3.68	9	20	7	1	1	135	1347	.901	
28	Dave Dryden	10	409	3.37	3	3	0	2	1	23	206	.889	
	<b>TEAM TOTALS</b>	<b>78</b>	<b>4680</b>	<b>3.73</b>	<b>24</b>	<b>39</b>	<b>15</b>	<b>5</b>	<b>3</b>	<b>291</b>	<b>2800</b>	<b>.896</b>	

**1971-72 REGULAR SEASON SCORING**

NO.	PLAYER	GP	G	A	PTS	+/-	PIM	PP	SH	GW	GT	SHOTS	PCT.
7	Rick Martin	73	44	30	74	-38	36	19	0	5	4	266	16.5
11	Gil Perreault	76	26	48	74	-40	24	11	0	1	1	218	11.9
15	Gerry Meehan	77	19	27	46	-28	12	4	0	2	2	164	11.6
6	Al Hamilton	76	4	30	34	-12	105	1	0	1	1	91	4.4
23	Eddie Shack	55	11	14	25	-11	34	4	0	0	0	92	11.9
19	Steve Atkinson	67	14	10	24	-22	26	3	0	0	1	122	11.5
8	Jim Lorentz	35	10	14	24	-11	12	2	0	1	0	85	11.8
24	Chris Evans	61	6	18	24	-	98	2	0	0	0	99	6.1
10	Phil Goyette	37	3	21	24	-10	14	3	0	0	0	33	9.1
20	Don Luce	78	11	8	19	-18	38	0	0	1	1	126	8.7
9	Danny Lawson	78	10	6	16	-23	15	0	1	0	3	176	5.7
12	Mike Byers	46	9	7	16	-	12	3	0	1	1	69	13.0
25	Craig Ramsay	57	6	10	16	5	0	0	0	2	0	43	14.0
18	Kevin O'Shea	52	6	9	15	-	44	0	0	0	1	56	10.7
3	Mike Robitaille	31	2	10	12	-14	22	1	0	0	0	62	3.2
5	Larry Hillman	43	1	11	12	-21	58	0	0	0	0	78	1.3
4	Tracy Pratt	27	0	10	10	0	52	0	0	0	0	31	0.0
23	Rene Robert	12	6	3	9	-5	2	3	0	0	2	42	14.3
2	Jim Watson	66	2	6	8	-33	101	1	0	0	1	78	2.6
26	Randy Wyrozub	34	3	4	7	-1	0	0	0	0	0	36	8.3
5	Doug Barrie	27	2	5	7	-21	45	0	0	1	1	24	8.3
8	Dick Duff	8	2	2	4	-2	0	0	0	0	0	5	40.0
16	Ron Anderson	37	0	4	4	-10	19	0	0	0	0	35	0.0
14	Rod Zaine	24	2	1	3	-14	4	0	0	1	0	23	8.6
22	Ray McKay	39	0	3	3	-12	18	0	0	0	0	18	0.0
26	Larry Keenan	14	2	0	2	-3	2	0	0	0	0	15	13.3
8	Butch Deadmarsh	12	1	1	2	-10	4	0	0	0	0	10	10.0
23	John Gould	2	1	0	1	-1	0	0	0	0	0	3	33.3
21	Larry Mickey	4	0	1	1	-1	0	0	0	0	0	5	0.0
1													



**1972-73 37-27-14, 4TH PLACE - EAST DIVISION**

Oct. 8	Atlanta	5-3	W	Jan. 4	@ Detroit	2-4	L
Oct. 11	Los Angeles	7-3	W	Jan. 6	@ NY Rangers	4-1	W
Oct. 14	@ Atlanta	1-1	T	Jan. 7	Philadelphia	2-0	W
Oct. 15	Toronto	3-2	W	Jan. 11	NY Rangers	2-4	L
Oct. 19	Vancouver	6-0	W	Jan. 14	@ Boston	0-6	L
Oct. 21	@ St. Louis	1-1	T	Jan. 18	Chicago	5-1	W
Oct. 22	Atlanta	7-2	W	Jan. 20	@ Detroit	2-4	L
Oct. 25	Boston	2-2	T	Jan. 21	Philadelphia	3-4	L
Oct. 28	@ Montreal	3-3	T	Jan. 25	Minnesota	5-2	W
Oct. 29	Minnesota	2-1	W	Jan. 28	Atlanta	5-8	L
Nov. 1	@ Toronto	1-7	L	Feb. 1	Los Angeles	5-3	W
Nov. 4	@ Philadelphia	3-5	L	Feb. 3	@ NY Islanders	1-1	T
Nov. 5	St. Louis	1-1	T	Feb. 4	@ NY Islanders	5-1	W
Nov. 9	California	0-0	T	Feb. 7	@ Chicago	1-2	L
Nov. 11	@ Philadelphia	1-3	L	Feb. 8	California	4-0	W
Nov. 12	Pittsburgh	1-0	W	Feb. 10	@ Montreal	1-2	L
Nov. 15	@ Los Angeles	3-3	T	Feb. 11	Detroit	2-5	L
Nov. 17	@ California	1-5	L	Feb. 14	@ Toronto	3-2	W
Nov. 19	@ Vancouver	5-9	L	Feb. 15	NY Rangers	4-1	W
Nov. 22	@ Detroit	2-6	L	Feb. 17	@ Pittsburgh	3-3	T
Nov. 23	NY Rangers	5-3	W	Feb. 18	Pittsburgh	4-1	W
Nov. 26	NY Islanders	9-2	W	Feb. 22	Vancouver	3-1	W
Nov. 28	@ NY Islanders	7-2	W	Feb. 24	@ Minnesota	2-4	L
Nov. 30	@ Boston	4-5	L	Feb. 25	Pittsburgh	2-1	W
Dec. 2	@ Minnesota	6-8	L	Mar. 1	@ Atlanta	4-4	T
Dec. 3	Minnesota	7-4	W	Mar. 4	Montreal	2-4	L
Dec. 6	@ NY Rangers	3-2	W	Mar. 6	@ Los Angeles	2-2	T
Dec. 7	Detroit	6-1	W	Mar. 7	@ California	2-2	T
Dec. 10	Montreal	4-2	W	Mar. 9	@ Vancouver	2-5	L
Dec. 13	Boston	7-3	W	Mar. 13	@ St. Louis	0-2	L
Dec. 16	@ St. Louis	4-3	W	Mar. 15	Boston	1-4	L
Dec. 17	Toronto	4-0	W	Mar. 17	@ Montreal	3-3	T
Dec. 20	Vancouver	6-3	W	Mar. 18	Toronto	5-1	W
Dec. 22	@ California	2-4	L	Mar. 21	@ Chicago	2-6	L
Dec. 23	@ Los Angeles	0-2	L	Mar. 24	@ Pittsburgh	4-4	T
Dec. 27	@ NY Rangers	4-1	W	Mar. 25	@ Boston	1-6	L
Dec. 28	Chicago	8-2	W	Mar. 27	@ NY Islanders	3-2	W
Dec. 31	@ Chicago	2-4	L	Mar. 28	Philadelphia	6-3	W
Jan. 3	NY Islanders	4-1	W	Apr. 1	St. Louis	3-1	W

**1973-74 32-34-12, 5TH PLACE - EAST DIVISION**

Oct. 10	@ Toronto	4-7	L	Jan. 9	@ Atlanta	0-3	L
Oct. 13	@ Minnesota	4-3	W	Jan. 10	NY Rangers	7-2	W
Oct. 14	Vancouver	1-3	L	Jan. 12	@ Pittsburgh	2-5	L
Oct. 18	Los Angeles	6-2	W	Jan. 13	St. Louis	1-0	W
Oct. 20	@ NY Islanders	2-1	W	Jan. 17	@ Philadelphia	2-7	L
Oct. 21	Toronto	4-3	W	Jan. 19	@ NY Islanders	2-2	T
Oct. 24	Chicago	3-1	W	Jan. 20	California	6-4	W
Oct. 25	@ Boston	4-9	L	Jan. 24	Montreal	1-4	L
Oct. 28	NY Islanders	5-2	W	Jan. 27	Vancouver	2-3	L
Oct. 31	California	3-2	W	Jan. 31	@ Philadelphia	3-4	L
Nov. 4	Montreal	1-1	T	Feb. 2	@ St. Louis	1-6	L
Nov. 6	@ Vancouver	2-3	L	Feb. 3	Toronto	3-3	T
Nov. 9	@ California	3-6	L	Feb. 6	@ Los Angeles	1-5	L
Nov. 10	@ Los Angeles	5-3	W	Feb. 8	@ California	7-2	W
Nov. 14	@ Atlanta	3-1	W	Feb. 10	@ Vancouver	2-5	L
Nov. 16	@ Montreal	5-8	L	Feb. 14	Los Angeles	4-2	W
Nov. 18	California	0-2	L	Feb. 17	Detroit	2-1	W
Nov. 21	@ Atlanta	2-3	L	Feb. 20	@ Toronto	2-4	L
Nov. 22	NY Rangers	6-7	L	Feb. 21	Atlanta	4-4	T
Nov. 25	Atlanta	3-4	L	Feb. 24	Boston	3-2	W
Nov. 29	Los Angeles	2-1	W	Feb. 28	Chicago	2-2	T
Dec. 1	@ Detroit	4-1	W	Mar. 2	@ Philadelphia	2-4	L
Dec. 2	Detroit	6-1	W	Mar. 3	NY Islanders	4-3	W
Dec. 6	NY Rangers	8-4	W	Mar. 6	@ Minnesota	4-4	T
Dec. 8	@ Boston	2-5	L	Mar. 8	@ Vancouver	4-2	W
Dec. 9	Toronto	5-2	W	Mar. 10	Philadelphia	3-4	L
Dec. 12	@ NY Rangers	1-1	T	Mar. 12	@ Boston	0-4	L
Dec. 15	@ Minnesota	3-4	L	Mar. 14	Boston	3-4	L
Dec. 16	St. Louis	2-5	L	Mar. 16	@ St. Louis	2-2	T
Dec. 19	@ Chicago	2-2	T	Mar. 17	Minnesota	5-2	W
Dec. 20	Montreal	2-2	T	Mar. 20	@ Chicago	3-2	W
Dec. 22	@ Montreal	1-7	L	Mar. 23	@ NY Islanders	1-1	T
Dec. 23	Pittsburgh	3-2	W	Mar. 24	@ NY Rangers	3-5	L
Dec. 27	Detroit	3-1	W	Mar. 27	@ Detroit	1-3	L
Dec. 30	Philadelphia	4-5	L	Mar. 28	Chicago	2-2	T
Dec. 31	@ Detroit	6-5	W	Mar. 31	Minnesota	6-1	W
Jan. 3	Pittsburgh	6-1	W	Apr. 4	@ Pittsburgh	2-4	L
Jan. 5	@ Pittsburgh	2-5	L	Apr. 6	@ Toronto	1-3	L
Jan. 6	Vancouver	6-3	W	Apr. 7	St. Louis	5-2	W

**1972-73 REGULAR SEASON SCORING**

NO.	PLAYER	GP	G	A	PTS	+/-	PIM	PP	SH	GW	GT	SHOTS	PCT.
11	Gil Perreault	78	28	60	88	11	10	8	0	7	0	234	12.0
14	Rene Robert	75	40	43	83	16	83	9	0	6	0	265	15.1
7	Rick Martin	75	37	36	73	4	79	11	0	4	3	299	12.4
8	Jim Lorentz	78	27	35	62	6	30	11	0	5	1	175	15.4
15	Gerry Meehan	77	31	29	60	4	21	3	1	6	2	208	14.9
20	Don Luce	78	18	25	43	7	32	0	3	2	0	198	9.1
21	Hugh Harris	60	12	26	38	9	17	0	0	0	0	121	9.9
5	Larry Hillman	78	5	24	29	-3	56	2	0	0	0	102	4.9
10	Craig Ramsay	76	11	17	28	13	15	0	1	1	0	89	12.4
12	Larry Mickey	77	15	9	24	-6	47	1	0	2	3	160	9.4
3	Mike Robitaille	65	4	17	21	9	40	0	0	0	1	182	2.2
6	Jim Schoenfeld	66	4	15	19	12	178	1	0	0	0	91	4.4
19	Steve Atkinson	61	9	9	18	-5	36	2	0	1	1	96	9.4
2	Tim Horton	69	1	16	17	12	56	0	0	0	0	73	1.4
4	Tracy Pratt	74	1	15	16	9	116	0	0	0	0	63	1.6
9	Norm Gratton	21	6	5	11	0	12	2	0	1	1	26	23.1
23	Larry Carriere	40	2	8	10	-1	52	1	0	0	1	34	5.8
18	Paul Terbenche	42	0	7	7	7	8	0	0	0	0	20	0.0
16	Randy Wroozub	45	3	3	6	-1	4	0	0	2	0	23	13.0
22	Doug Rombough	5	2	0	2	2	0	0	0	0	0	3	66.7
9	Butch Deadmarsh	34	1	1	2	-3	26	1	0	0	0	15	6.6
17	Rick Dudley	6	0	1	1	-2	7	0	0	0	0	6	0.0
24	John Gould	8	0	1	1	0	0	0	0	0	0	4	0.0
24	Ron Busniuk	1	0	0	0	0	9	0	0	0	0	1	0.0
22	Ray McKay	1	0	0	0	0	0	0	0	0	0	0	0.0
28	Rocky Farr	1	0	0	0	0	0	0	0	0	0	0	0.0
17	Bob Richer	3	0	0	0	0	0	0	0	0	0	0	0.0
30	Dave Dryden	37	0	0	0	0	0	0	0	0	0	0	0.0
1	Roger Crozier	48	0	0	0	0	4	4	0	0	0	0	0.0
<b>NO. GOALTENDER</b>	<b>GP</b>	<b>MIN</b>	<b>AVG.</b>	<b>W</b>	<b>L</b>	<b>T</b>	<b>EN</b>	<b>SO</b>	<b>GA</b>	<b>SA</b>	<b>PCT.</b>		
1	Roger Crozier	48	2633	2.76	23	13	7	3	3	121	1277	.905	
30	Dave Dryden	37	2018	2.65	14	13	7	3	3	89	968	.908	
28	Rocky Farr	1	29	6.21	0	1	0	0	0	3	---	---	
<b>TEAM TOTALS</b>	<b>78</b>	<b>4680</b>	<b>2.81</b>	<b>37</b>	<b>27</b>	<b>14</b>	<b>6</b>	<b>6</b>	<b>219</b>				

**1973-74 REGULAR SEASON SCORING**

NO.	PLAYER	GP	G	A	PTS	+/-	PIM	PP	SH	GW	GT	SHOTS	PCT.
7	Rick Martin	78	52	34	86	-22	38	8	0	6	3	320	16.2
14	Rene Robert	76	21	44	65	-16	71	3	0	5	1	245	8.5
20	Don Luce	75	26	30	56	3	44	2	3	1	2	237	10.9
8	Jim Lorentz	78	23	31	54	-	28	12	0	4	0	145	15.8
11	Gil Perreault	55	18	33	51	-8	10	6	0	7	2	163	11.0
15	Gerry Meehan	72	20	26	46	-7	17	6	0	1	1	160	12.5
10	Craig Ramsay	78	20	26	46	17	0	1	2	3	2	154	12.9
23	Larry Carriere	77	6	24	30	3	103	3	0	0	0	113	5.3
17	Rick Dudley	67	13	13	26	0	71	0	0	2	1	100	13.0
3	Mike Robitaille	71	2	18	20	2	60	2	0	0	0	185	1.0
4	Jerry Korab	45	6	12	18	-23	73	2	0	0	0	106	5.6
9	Norm Gratton	56	6	12	18	-10	16	2	0	0	0	53	11.3
19	Steve Atkinson	70	6	10	16	1	22	0	0	1	0	109	5.5
22	Doug Rombough	46	6	9	15	2	27	0	0	1	0	38	15.7
18	Paul Terbenche	68	2	12	14	3	8	0	0	0	0	42	4.7
24	Peter McNab	22	3	6	9	-3	9	0	0	0	0	24	12.5
6	Jim Schoenfeld	28	1	8	9	-9	56	0	0	0	0	49	2.0
12	Larry Mickey	13	3	4	7	5	8	0	0	0	0	18	16.6
4	Tracy Pratt	33	0	7	7	9	52	0	0	0	0	20	0.0
21	John Gould	30	4	2	6	-7	2	0	0	1	0	48	8.3
2	Tim Horton	55	0	6	6	5	53	0	0	0	0	59	0.0
2	Brian Spencer	13	3	2	5	-3	4	1	0	0	0	21	14.2
21	Ron Busniuk	5	0	3	3	-1	4	0	0	0	0	3	0.0
16	Real Lemieux	11	1	1	2	0	4	0	0	0	0	4	25.0
24	Bill Hajt	6	0	2	2	-1	0	0	0	0	0	4	0.0
24	Randy Wroozub	5	0	1	1	-1	0	0	0	0	0	4	0.0
30	Dave Dryden	53	0	1	1	0	4	0	0	0	0	0	0.0
28	Rocky Farr	11	0	0	0	0	2	0	0	0	0	0	0.0
29	Gary Bromley	12	0	0	0	0	2	0	0	0	0	0	0.0
1	Roger Crozier	12	0	0	0	0	2	0	0	0	0	0	0.0
23	Joe Noris	18	0	0	0	-4	2	0	0	0	0	9	0.0
<b>NO. GOALTENDER</b>	<b>GP</b>	<b>MIN</b>	<b>AVG.</b>	<b>W</b>	<b>L</b>	<b>T</b>	<b>EN</b>	<b>SO</b>	<b>GA</b>	<b>SA</b>	<b>PCT.</b>		
30	Dave Dryden	53	2987	2.97	23	20	8	3	1	148	1399	.894	
1	Roger Crozier												



**1974-75 49-16-15, 1ST PLACE - ADAMS DIVISION**

Oct. 10	Boston	9-5	W	Jan. 11	@ Detroit	3-3	T
Oct. 12	@ Philadelphia	1-6	L	Jan. 12	Vancouver	5-1	W
Oct. 13	Los Angeles	1-4	L	Jan. 15	@ California	4-0	W
Oct. 17	California	6-1	W	Jan. 17	@ Vancouver	4-2	W
Oct. 19	@ Minnesota	2-1	W	Jan. 19	Kansas City	5-0	W
Oct. 20	Toronto	5-5	T	Jan. 23	Detroit	5-1	W
Oct. 24	@ Los Angeles	2-7	L	Jan. 25	@ Montreal	7-6	W
Oct. 26	@ St. Louis	2-0	W	Jan. 26	Atlanta	3-4	L
Oct. 27	Montreal	3-2	W	Jan. 30	NY Rangers	6-3	W
Nov. 2	@ Toronto	6-3	W	Feb. 1	@ Philadelphia	0-6	L
Nov. 3	@ NY Rangers	4-3	W	Feb. 2	Kansas City	8-1	W
Nov. 5	@ Boston	2-2	T	Feb. 4	@ Detroit	6-1	W
Nov. 6	Chicago	6-4	W	Feb. 6	@ NY Islanders	2-2	T
Nov. 9	@ Kansas City	6-1	W	Feb. 9	Montreal	4-4	T
Nov. 10	Pittsburgh	8-3	W	Feb. 12	@ Pittsburgh	3-3	T
Nov. 13	@ Montreal	8-6	W	Feb. 13	Boston	3-1	W
Nov. 14	Minnesota	5-3	W	Feb. 16	St. Louis	4-4	T
Nov. 16	@ Boston	5-7	L	Feb. 18	@ NY Islanders	3-2	W
Nov. 17	Atlanta	4-0	W	Feb. 20	Philadelphia	6-6	T
Nov. 20	Washington	7-3	W	Feb. 21	@ Washington	9-4	W
Nov. 22	@ Atlanta	4-4	T	Feb. 23	Toronto	4-1	W
Nov. 24	Montreal	6-4	W	Feb. 27	Los Angeles	5-0	W
Nov. 27	@ Chicago	3-1	W	Mar. 1	@ Detroit	2-3	L
Nov. 28	Detroit	5-2	W	Mar. 2	NY Islanders	3-3	T
Nov. 30	@ Pittsburgh	5-5	T	Mar. 5	@ NY Rangers	6-3	W
Dec. 1	Pittsburgh	6-3	W	Mar. 8	@ St. Louis	3-3	T
Dec. 3	@ Washington	5-3	W	Mar. 9	Pittsburgh	8-4	W
Dec. 5	Washington	9-2	W	Mar. 11	@ Los Angeles	2-2	T
Dec. 8	Minnesota	5-0	W	Mar. 12	@ California	7-2	W
Dec. 12	Vancouver	3-5	L	Mar. 14	@ Vancouver	1-5	L
Dec. 14	@ Minnesota	2-4	L	Mar. 16	@ Toronto	11-3	W
Dec. 15	California	5-5	T	Mar. 20	NY Rangers	6-3	W
Dec. 18	NY Islanders	3-2	W	Mar. 22	@ Kansas City	4-2	W
Dec. 22	@ Washington	4-0	W	Mar. 23	California	9-4	W
Dec. 26	Chicago	3-1	W	Mar. 26	@ Chicago	1-5	L
Dec. 27	@ NY Rangers	5-9	L	Mar. 28	@ Atlanta	2-3	L
Dec. 29	Philadelphia	2-5	L	Mar. 30	Toronto	4-5	L
Jan. 3	@ California	2-2	T	Apr. 1	@ Boston	3-1	W
Jan. 5	St. Louis	4-2	W	Apr. 3	Boston	4-2	W
Jan. 9	Los Angeles	2-5	L	Apr. 5	@ Toronto	4-2	W

**1975-76 46-21-13, 2ND PLACE - ADAMS DIVISION**

Oct. 9	Detroit	4-0	W	Jan. 13	@ St. Louis	3-7	L
Oct. 12	Toronto	8-3	W	Jan. 15	Washington	5-3	W
Oct. 16	Chicago	7-1	W	Jan. 17	@ Pittsburgh	2-3	L
Oct. 18	@ St. Louis	5-3	W	Jan. 18	Minnesota	4-1	W
Oct. 19	Washington	5-4	W	Jan. 22	@ Boston	3-5	L
Oct. 22	NY Rangers	9-1	W	Jan. 23	@ Atlanta	3-3	T
Oct. 25	@ Detroit	5-3	W	Jan. 25	St. Louis	4-2	W
Oct. 26	California	3-2	W	Jan. 28	@ NY Rangers	3-3	T
Oct. 29	@ Toronto	2-3	L	Jan. 29	Philadelphia	1-1	T
Oct. 30	Vancouver	4-4	T	Feb. 1	@ California	9-5	W
Nov. 2	@ Pittsburgh	7-2	W	Feb. 3	@ Vancouver	1-2	L
Nov. 3	@ Montreal	2-3	L	Feb. 4	@ Los Angeles	4-3	W
Nov. 5	Boston	4-0	W	Feb. 7	@ Minnesota	4-3	W
Nov. 9	Montreal	5-1	W	Feb. 8	California	5-5	T
Nov. 12	Philadelphia	1-3	L	Feb. 11	Detroit	4-2	W
Nov. 15	@ Pittsburgh	5-2	W	Feb. 13	@ Atlanta	3-2	W
Nov. 16	California	4-1	W	Feb. 15	NY Islanders	1-3	L
Nov. 18	@ NY Islanders	3-1	W	Feb. 18	@ Chicago	4-4	T
Nov. 20	Detroit	7-2	W	Feb. 19	Atlanta	3-1	W
Nov. 23	Kansas City	6-2	W	Feb. 21	@ Toronto	4-6	L
Nov. 25	@ Vancouver	0-4	L	Feb. 22	Montreal	2-4	L
Nov. 28	@ California	4-2	W	Feb. 26	Toronto	5-2	W
Nov. 29	@ Los Angeles	3-8	L	Feb. 28	@ Kansas City	4-4	T
Dec. 3	@ Washington	4-4	T	Feb. 29	Los Angeles	5-1	W
Dec. 4	NY Rangers	6-6	T	Mar. 4	Chicago	6-3	W
Dec. 6	@ NY Islanders	4-2	W	Mar. 6	@ Montreal	2-3	L
Dec. 7	NY Islanders	0-3	L	Mar. 7	St. Louis	4-4	T
Dec. 10	@ NY Rangers	2-2	T	Mar. 10	@ Pittsburgh	7-6	W
Dec. 14	Atlanta	4-7	L	Mar. 11	@ Philadelphia	1-6	L
Dec. 17	@ Detroit	1-3	L	Mar. 14	@ Minnesota	8-2	W
Dec. 18	Minnesota	5-2	W	Mar. 16	@ Los Angeles	4-2	W
Dec. 20	@ Boston	3-5	L	Mar. 17	@ California	5-3	W
Dec. 21	Washington	14-2	W	Mar. 21	Kansas City	3-1	W
Dec. 23	@ Kansas City	5-1	W	Mar. 24	NY Rangers	7-3	W
Dec. 26	Boston	3-6	L	Mar. 26	@ Washington	4-1	W
Dec. 28	@ Chicago	2-2	T	Mar. 27	@ Toronto	4-2	W
Jan. 1	Los Angeles	6-9	L	Mar. 30	@ Boston	4-4	T
Jan. 5	@ Montreal	4-2	W	Apr. 1	Boston	7-2	W
Jan. 8	Vancouver	8-5	W	Apr. 3	@ Philadelphia	2-5	L
Jan. 11	Pittsburgh	6-0	W	Apr. 4	Toronto	5-2	W

**1974-75 REGULAR SEASON SCORING**

NO.	PLAYER	GP	G	A	PTS	+/-	PIM	PP	SH	GW	GT	SHOTS	PCT.
14	Rene Robert	74	40	60	100	6	75	14	0	3	3	264	15.2
11	Gil Perreault	68	39	57	96	1	36	12	0	8	2	245	15.9
7	Rick Martin	68	52	43	95	5	72	21	0	6	2	301	17.3
20	Don Luce	80	33	43	76	61	45	1	8	6	0	245	13.5
9	Rick Dudley	78	31	39	70	29	116	4	0	6	0	226	13.7
8	Jim Lorentz	72	25	45	70	17	18	6	0	6	0	140	17.9
10	Craig Ramsay	80	26	38	64	51	26	1	7	7	1	200	13.0
18	Danny Gare	78	31	62	40	75	5	0	2	2	2	274	11.3
4	Jerry Korab	79	12	44	56	41	184	3	2	1	0	218	5.5
16	Peter McNab	53	22	21	43	13	8	1	0	1	2	90	24.4
21	Brian Spencer	73	12	29	41	17	77	1	0	1	1	126	9.5
17	Fred Stanfield	32	12	21	33	9	4	6	0	2	1	77	15.6
22	Jocelyn Guevremont	66	7	25	32	32	32	4	0	0	1	160	4.4
24	Bill Hajt	76	3	26	29	47	68	1	0	0	0	107	2.8
6	Jim Schoenfeld	68	1	19	20	35	184	0	0	0	0	148	0.7
23	Larry Carriere	80	1	11	12	12	111	0	0	0	0	84	1.2
9	Norm Gratton	25	3	6	9	2	2	1	0	0	0	16	18.8
5	Lee Fogolin	50	2	2	4	0	59	2	0	0	0	14	14.3
29	Gary Bromley	50	0	4	4	0	2	0	0	0	0	0	0.0
12	Larry Mickey	23	2	0	2	1	2	0	0	0	0	6	33.3
1	Roger Crozier	23	0	2	2	0	8	0	0	0	0	0	0.0
3	Mike Robitaille	3	0	1	1	2	0	0	0	0	0	4	0.0
15	Gerry Meehan	3	0	1	1	-3	2	0	0	0	0	4	0.0
3	Paul McIntosh	6	0	1	1	2	5	0	0	0	0	1	0.0
15	Bryan McSheffrey	3	0	0	0	1	0	0	0	0	0	1	0.0
30	Rocky Farr	7	0	0	0	0	0	0	0	0	0	0	0.0
30	Gerry Desjardins	9	0	0	0	0	0	0	0	0	0	0	0.0
19	Morris Titanic	17	0	0	0	-4	0	0	0	0	0	6	0.0
NO.	GOALTENDER	GP	MIN	AVG.	W	L	T	EN	SO	GA	SA	PCT.	
29	Gary Bromley	50	2787	3.10	26	11	11	2	4	144	1133	.873	
1	Roger Crozier	23	1260	2.62	17	2	1	0	3	55	573	.904	
30	Gerry Desjardins	9	540	2.78	6	2	1	0	0	25	264	.905	
30	Rocky Farr	7	213	3.94	0	1	2	0	0	14	114	.877	
<b>TEAM TOTALS</b>		<b>80</b>	<b>4800</b>	<b>3.00</b>	<b>49</b>	<b>16</b>	<b>15</b>	<b>2</b>	<b>7</b>	<b>240</b>	<b>2084</b>	<b>.885</b>	

**1975-76 REGULAR SEASON SCORING**

NO.	PLAYER	GP	G	A	PTS	+/-	PIM	PP	SH	GW	GT	SHOTS	PCT.
11	Gil Perreault	80	44	69	113	17	36	14	0	4	3	237	18.6
14	Rene Robert	72	35	52	87	17	53	11	0	4	2	273	12.8
7	Rick Martin	80	49	37	86	23	67	18	0	7	1	327	15.0
18	Danny Gare	79	50	23	73	32	129	8	1	0	4	303	16.5
10	Craig Ramsay	80	22	49	71	44	34	1	1	0	0	134	16.4
20	Don Luce	77	21	49	70	37	42	2	2	2	1	214	9.8
16	Peter McNab	79	24	32	56	18	16	3	0	3	0	125	19.2
22	Jocelyn Guevremont	80	12	40	52	47	57	6	0	3	0	229	5.2
17	Fred Stanfield	80	18	30	48	5	4	2	1	3	0	112	16.1
8	Jim Lorentz	75	17	24	41	3	18	2	1	4	0	116	14.7
4	Jerry Korab	65	13	28	41	18	85	3	0	1	1	146	8.9
21	Brian Spencer	77	13	26	39	14	70	0	0	1	1	84	15.5
9	Jacques Richard	73	12	23	35	4	31	3	0	5	0	104	11.5
24	Bill Hajt	80	6	21	27	39	48	0	0	0	0	117	5.1
6	Jim Schoenfeld	56	2	22	24	40	114	0	0	0	0	112	1.8
5	Lee Fogolin	58	0	9	9	15	64	0	0	0	0	61	0.0
12	Gary McAdam	31	1	2	3	0	2	0	0	0	0	12	8.3
1	Roger Crozier	11	0	1	1	0	0	0	0	0	0	0	0.0
3	Paul McIntosh	41	0	1	1	-5	61	0	0	0	0	9	0.0
30	Gerry Desjardins	55	0	1	1	0	2	0	0	0	0	0	0.0
29	Gary Bromley	1	0	0	0	0	0	0	0	0	0	0	0.0
25	Terry Martin	1	0	0	0	0	0	0	0	0	0	0	0.0
19	Morris Titanic	2	0	0	0	0	0	0	0	0	0	2	0.0
23	Ken Breitenbach	7	0	0	0	4	6	0	0	0	0	0	0.0
31	Al Smith	14	0	0	0	0	0	0	0	0	0	0	0.0
NO.	GOALTENDER	GP	MIN	AVG.	W	L	T	EN	SO	GA	SA	PCT.	
30	Gerry Desjardins	55	3280	2.94	29	15	11	1	2	161	1461	.890	
31	Al Smith	14	840	3.07	9	3	2	1	0	43	360	.881	
1	Roger Crozier	11	620	2.61	8	2	0	0	1	27	241	.888	
29	Gary Bromley	1	60	7.00	0	1	0	0	0	7	34	.794	
<b>TEAM TOTALS</b>		<b>80</b>	<b>4800</b>	<b>3.00</b>	<b>46</b>	<b>21</b>	<b>13</b>	<b>2</b>	<b>3</b>	<b>240</b>	<b>2096</b>	<b>.885</b>	



**1976-77 48-24-8, 2ND PLACE - ADAMS DIVISION**

Oct. 9	@ Detroit	0-4	L	Jan. 9	Cleveland	7-4	W
Oct. 10	Montreal	3-1	W	Jan. 13	NY Rangers	7-5	W
Oct. 13	NY Islanders	3-4	L	Jan. 15	@ Pittsburgh	2-5	L
Oct. 16	@ Minnesota	2-1	W	Jan. 16	Colorado	3-0	W
Oct. 17	Atlanta	5-6	L	Jan. 19	Washington	2-4	L
Oct. 20	Vancouver	4-0	W	Jan. 22	@ Minnesota	3-4	L
Oct. 23	@ Philadelphia	2-3	L	Jan. 23	Cleveland	0-3	L
Oct. 24	Washington	2-1	W	Jan. 27	Atlanta	1-1	T
Oct. 27	Pittsburgh	4-4	T	Jan. 29	@ Montreal	3-3	T
Oct. 31	Boston	4-1	W	Feb. 1	@ NY Islanders	3-6	L
Nov. 1	@ Montreal	2-3	L	Feb. 3	@ Colorado	6-4	W
Nov. 5	@ Washington	3-2	W	Feb. 5	@ St. Louis	5-6	L
Nov. 7	Philadelphia	5-3	W	Feb. 9	@ NY Rangers	2-1	W
Nov. 10	St. Louis	5-0	W	Feb. 10	Boston	4-3	W
Nov. 13	@ NY Rangers	6-2	W	Feb. 13	Minnesota	6-2	W
Nov. 14	Minnesota	4-4	T	Feb. 14	Toronto*	7-2	W
Nov. 17	@ Vancouver	3-2	W	Feb. 16	Chicago	3-0	W
Nov. 20	@ Los Angeles	4-3	W	Feb. 19	@ Detroit	2-1	W
Nov. 24	Vancouver	4-4	T	Feb. 20	@ Philadelphia	2-4	L
Nov. 27	@ St. Louis	2-3	L	Feb. 23	@ Cleveland	5-3	W
Nov. 28	Detroit	3-1	W	Feb. 24	Philadelphia	2-0	W
Nov. 30	@ Boston	6-2	W	Feb. 26	@ Toronto	6-5	W
Dec. 4	@ NY Islanders	0-3	L	Feb. 27	Los Angeles	1-5	L
Dec. 5	Colorado	5-3	W	Mar. 2	Chicago	6-3	W
Dec. 8	@ Cleveland	5-1	W	Mar. 3	Los Angeles**	7-2	W
Dec. 9	Pittsburgh	1-2	L	Mar. 5	@ Boston	1-3	L
Dec. 11	@ Los Angeles	4-2	W	Mar. 6	Montreal	4-1	W
Dec. 14	@ Vancouver	6-3	W	Mar. 9	Detroit	6-3	W
Dec. 16	NY Rangers	7-2	W	Mar. 12	@ Pittsburgh	2-3	L
Dec. 18	@ NY Islanders	4-2	W	Mar. 13	Toronto	6-1	W
Dec. 19	Detroit	6-1	W	Mar. 16	@ Cleveland	6-2	W
Dec. 22	@ Chicago	4-2	W	Mar. 17	@ Boston	2-4	L
Dec. 23	Toronto	4-2	W	Mar. 20	@ Washington	6-2	W
Dec. 26	Washington	5-2	W	Mar. 22	@ Atlanta	6-3	W
Dec. 29	@ Atlanta	6-3	W	Mar. 23	Cleveland	4-2	W
Jan. 1	@ Pittsburgh	3-6	L	Mar. 25	@ Colorado	2-2	T
Jan. 2	NY Islanders	3-3	T	Mar. 26	@ Los Angeles	4-6	L
Jan. 5	@ Chicago	1-2	L	Mar. 30	Boston	3-4	L
Jan. 6	Montreal	2-9	L	Apr. 2	@ Toronto	1-1	T
Jan. 8	@ Toronto	4-2	W	Apr. 3	St. Louis	7-3	W

\* - Re-scheduled from February 7 \*\* - Re-scheduled from January 30

**1977-78 44-19-17, 2ND PLACE - ADAMS DIVISION**

Oct. 13	NY Islanders	3-2	W	Jan. 12	@ Cleveland*	3-6	L
Oct. 15	@ Toronto	5-2	W	Jan. 14	@ Detroit	2-6	L
Oct. 16	Chicago	0-2	L	Jan. 19	Cleveland	9-2	W
Oct. 19	@ Chicago	2-2	T	Jan. 21	@ St. Louis	3-1	W
Oct. 20	Colorado	7-5	W	Jan. 22	Vancouver	2-2	T
Oct. 23	Minnesota	4-1	W	Jan. 26	Minnesota	1-2	L
Oct. 29	@ NY Islanders	2-4	L	Jan. 28	@ Pittsburgh	3-3	T
Oct. 30	@ Montreal	4-0	W	Jan. 30	NY Islanders	3-2	W
Nov. 3	@ Boston	4-1	W	Feb. 1	@ Toronto	2-2	T
Nov. 5	@ St. Louis	3-1	W	Feb. 2	Boston	3-1	W
Nov. 6	St. Louis	7-4	W	Feb. 4	@ Minnesota	4-2	W
Nov. 9	@ NY Rangers	4-8	L	Feb. 5	Washington	4-1	W
Nov. 10	@ Philadelphia	3-2	W	Feb. 8	@ Cleveland	5-2	W
Nov. 13	Pittsburgh	3-3	T	Feb. 9	NY Rangers	2-0	W
Nov. 16	@ Atlanta	6-2	W	Feb. 13	Toronto	2-4	L
Nov. 17	Toronto	1-2	L	Feb. 16	Los Angeles	5-0	W
Nov. 19	@ Washington	7-6	W	Feb. 19	St. Louis	6-2	W
Nov. 20	Washington	5-2	W	Feb. 20	@ Montreal	2-4	L
Nov. 23	Boston	0-2	L	Feb. 23	Philadelphia	4-0	W
Nov. 24	@ Montreal	1-4	L	Feb. 25	@ Cleveland	13-3	W
Nov. 27	NY Rangers	3-2	W	Feb. 26	Pittsburgh	4-4	T
Nov. 30	@ Chicago	3-2	W	Mar. 1	@ Atlanta	4-3	W
Dec. 1	Montreal	3-1	W	Mar. 2	NY Islanders	6-3	W
Dec. 3	@ Pittsburgh	4-4	T	Mar. 4	@ Boston	3-7	L
Dec. 4	Detroit	6-1	W	Mar. 6	Montreal	2-1	W
Dec. 8	Cleveland	5-2	W	Mar. 9	Los Angeles	3-3	T
Dec. 10	@ Minnesota	4-2	W	Mar. 11	@ NY Islanders	2-4	L
Dec. 11	Vancouver	3-0	W	Mar. 12	Chicago	5-2	W
Dec. 13	@ Colorado	1-4	L	Mar. 16	Philadelphia	3-1	W
Dec. 15	@ Los Angeles	7-3	W	Mar. 18	@ Philadelphia	2-2	T
Dec. 17	@ Vancouver	5-5	T	Mar. 21	@ Los Angeles	6-2	W
Dec. 21	@ Detroit	5-3	W	Mar. 24	@ Vancouver	2-2	T
Dec. 22	Pittsburgh	3-3	T	Mar. 25	@ Colorado	4-3	W
Dec. 29	Detroit	3-3	T	Mar. 28	@ Detroit	0-7	L
Dec. 31	@ NY Rangers	2-2	T	Mar. 30	Cleveland	3-5	L
Jan. 1	Atlanta	2-2	T	Apr. 1	@ Toronto	2-3	L
Jan. 5	Colorado	5-3	W	Apr. 2	Atlanta	2-4	L
Jan. 7	@ Washington	4-4	T	Apr. 4	@ Washington	3-4	L
Jan. 8	Boston	5-3	W	Apr. 6	@ Boston	5-2	W
Jan. 11	Los Angeles	3-3	T	Apr. 9	Toronto	2-1	W

\* - Re-scheduled from January 4

**1976-77 REGULAR SEASON SCORING**

NO.	PLAYER	GP	G	A	PTS	+/-	PIM	PP	SH	GW	GT	SHOTS	PCT.
11	Gil Perreault	80	39	56	95	10	30	7	2	9	0	195	20.0
14	Rene Robert	80	33	40	73	27	46	5	0	4	1	250	13.2
20	Don Luce	80	26	43	69	38	16	6	1	6	1	206	12.6
7	Rick Martin	66	36	29	65	10	58	12	0	6	2	221	16.3
10	Craig Ramsay	80	20	41	61	37	20	2	3	2	1	145	13.8
12	Andre Savard	80	25	35	60	9	30	4	0	4	0	160	15.6
8	Jim Lorentz	79	23	33	56	3	8	7	0	3	0	156	14.7
4	Jerry Korab	77	14	33	47	22	120	4	0	1	1	185	7.6
22	Jocelyn Guevremont	80	9	29	38	26	46	2	0	2	0	210	4.3
6	Jim Schoenfeld	65	7	25	32	28	97	2	0	2	2	181	3.9
21	Brian Spencer	77	14	15	29	0	55	1	0	2	0	78	17.9
15	Gary McAdam	73	13	16	29	17	17	1	0	2	0	86	15.1
18	Danny Gare	35	11	15	26	7	73	3	0	0	0	92	12.0
24	Bill Hajt	79	6	20	26	39	56	0	0	1	0	106	5.7
25	Terry Martin	62	11	12	23	6	8	1	0	0	0	72	15.3
17	Fred Stanfield	79	9	14	23	-2	6	2	0	2	0	69	13.0
5	Lee Fogolin	71	3	15	18	9	100	1	0	2	0	76	3.9
27	Joe Kowal	16	0	5	5	3	6	0	0	0	0	6	0.0
23	Ken Breitenbach	31	0	5	5	-2	18	0	0	0	0	11	0.0
9	Jacques Richard	21	2	0	2	-3	16	0	0	0	0	20	10.0
29	Don Edwards	25	0	1	1	0	2	0	0	0	0	0	0.0
26	Alex Tidey	2	0	0	0	-1	0	0	0	0	0	3	0.0
28	Bob Sauve	4	0	0	0	0	0	0	0	0	0	0	0.0
16	Derek Smith	5	0	0	0	-1	0	0	0	0	0	0	0.0
31	Al Smith	7	0	0	0	0	0	0	0	0	0	0	0.0
30	Gerry Desjardins	49	0	0	0	0	2	0	0	0	0	0	0.0
NO.	GOALTENDER	GP	MIN	AVG.	W	L	T	EN	SO	GA	SA	PCT.	
30	Gerry Desjardins	49	2871	2.63	31	12	6	1	3	126	1261	.900	
29	Don Edwards	25	1480	2.51	16	7	2	1	2	62	584	.899	
28	Bob Sauve	4	184	3.55	1	2	0	0	0	11	70	.843	
31	Al Smith	7	265	4.30	0	3	0	0	0	19	114	.830	
<b>TEAM TOTALS</b>		<b>80</b>	<b>4800</b>	<b>2.75</b>	<b>48</b>	<b>24</b>	<b>8</b>	<b>2</b>	<b>5</b>	<b>220</b>	<b>2029</b>	<b>.892</b>	

**1977-78 REGULAR SEASON SCORING**

NO.	PLAYER	GP	G	A	PTS	+/-	PIM	PP	SH	GW	GT	SHOTS	PCT.
11	Gil Perreault	79	41	48	89	18	20	7	0	7	2	192	21.4
18	Danny Gare	69	39	38	77	32	95	9	0	2	6	265	14.7
14	Rene Robert	67	25	48	73	19	25	7	0	4	1	209	12.0
10	Craig Ramsay	80	28	43	71	33	18	2	5	3	2	159	17.6
7	Rick Martin	65	28	35	63	16	16	7	0	6	3	221	12.7
20	Don Luce	78	26	35	61	32	24	5	2	3	0	170	15.3
15	Gary McAdam	79	19	22	41	3	44	2	0	5	0	160	11.9
4	Jerry Korab	77	7	34	41	19	119	3	0	2	0	204	3.4
12	Andre Savard	80	19	20	39	1	40	2	0	0	0	127	15.0
16	Ric Seiling	80	19	19	38	13	33	2	0	4	1	114	16.7
22	Jocelyn Guevremont	66	7	28	35	25	46	0	0	1	0	162	4.3
8	Jim Lorentz	70	9	15	24	-4	12	6	0	2	1	85	10.6
5	Lee Fogolin	76	0	23	23	7	98	0	0	0	0	77	0.0
24	Bill Hajt	76	4	18	22	36	30	0	0	0	1	78	5.1
6	Jim Schoenfeld	60	2	20	22	24	89	0	0	0	0	114	1.8
17	Fred Stanfield	57	3	8	11	-8	2	0	0	0	0	38	7.9
21	Ron Schock	40	4	4	8	-5	0	0	0	2	0	19	21.1
19	Derek Smith	36	3	3	6	-4	0	0	0	0	0	25	12.0
25	Terry Martin	21	3	2	5	-1	9	0	0	2	0	17	17.6
29	Richie Dunn	25	0	3	3	-3	16	0	0	0	0	23	0.0
1	Don Edwards	72	0	3	3	0	12	0	0	0	0	0	0.0
3	Bill Stewart	13	2	0	2	1	15	0	0	1	0	12	16.7
28	Bob Sauve	11	0	1	1	0	0	0	0	0	0	0	0.0
26	Alex Tidey	1	0	0	0	-1	0	0	0	0	0	2	0.0
32	Wayne Ramsey	2	0	0	0	0	0	0	0	0	0	0	0.0
30	Gerry Desjardins	3	0	0	0	0	0	0	0	0	0	0	0.0
27	Joe Kowal	6	0	0	0	0	7	0	0	0	0	3	0.0
23	Larry Carriere	9	0	0	0	-1	18	0	0	0	0	4	0.0
NO.	GOALTENDER	GP	MIN	AVG.	W	L	T	EN	SO	GA	SA	PCT.	
1	Don Edwards	72	4209	2.64	38	16	17	3	5	185	1970	.906	
28	Bob Sauve	11	480	2.50	6	2	0	0	0	20	224	.917	
30	Gerry Desjardins	3	111	3.78	0	1	0	0	0	7	25	.781	
<b>TEAM TOTALS</b>		<b>80</b>	<b>4800</b>	<b>2.69</b>	<b>44</b>	<b>19</b>	<b>17</b>	<b></b>					



**1978-79 36-28-16, 2ND PLACE - ADAMS DIVISION**

Oct. 12	NY Islanders	2-2	T	Jan. 11	Washington	6-2	W
Oct. 14	@ Minnesota	5-2	W	Jan. 13	@ Montreal	2-5	L
Oct. 15	Detroit	2-3	L	Jan. 14	@ Pittsburgh	4-5	L
Oct. 18	@ Toronto	0-2	L	Jan. 18	@ Philadelphia	4-4	T
Oct. 19	Toronto	1-0	W	Jan. 20	@ Boston	2-1	W
Oct. 22	@ Vancouver	2-3	L	Jan. 25	NY Rangers	4-5	L
Oct. 26	@ Los Angeles	0-6	L	Jan. 27	@ Detroit	6-3	W
Oct. 28	@ St. Louis	7-7	T	Jan. 28	Minnesota	1-3	L
Nov. 2	@ Philadelphia	3-3	T	Jan. 31	Atlanta	2-5	L
Nov. 4	@ Minnesota	1-2	L	Feb. 3	@ Minnesota	2-1	W
Nov. 5	Minnesota	2-1	W	Feb. 4	St. Louis	3-1	W
Nov. 9	Pittsburgh	4-4	T	Feb. 14	NY Islanders*	2-1	W
Nov. 11	@ Washington	2-0	W	Feb. 15	NY Rangers	4-3	W
Nov. 12	Boston	4-4	T	Feb. 17	@ Pittsburgh	3-6	L
Nov. 15	@ Toronto	2-2	T	Feb. 18	Montreal	2-5	L
Nov. 16	St. Louis	6-2	W	Feb. 21	@ Chicago	2-3	L
Nov. 18	@ Detroit	3-1	W	Feb. 22	Chicago	2-4	L
Nov. 19	Minnesota	9-2	W	Feb. 24	@ Washington	6-4	W
Nov. 22	Philadelphia	2-3	L	Feb. 26	Toronto	3-1	W
Nov. 23	@ Boston	2-5	L	Mar. 1	Minnesota	5-5	T
Nov. 26	Colorado	4-1	W	Mar. 3	@ NY Rangers	2-2	T
Nov. 30	Boston	3-4	L	Mar. 4	Philadelphia	1-6	L
Dec. 2	@ Montreal	1-8	L	Mar. 6	@ NY Islanders	3-2	W
Dec. 3	Montreal	1-4	L	Mar. 8	Los Angeles	6-4	W
Dec. 7	Los Angeles	3-3	T	Mar. 10	@ Atlanta	5-5	T
Dec. 9	@ Pittsburgh	4-4	T	Mar. 11	Atlanta	9-4	W
Dec. 10	Toronto	5-3	W	Mar. 14	@ Toronto	4-1	W
Dec. 13	@ Chicago	6-2	W	Mar. 15	Vancouver	4-2	W
Dec. 14	Chicago	3-2	W	Mar. 17	@ Philadelphia	3-5	L
Dec. 16	@ Minnesota	5-2	W	Mar. 18	Washington	3-3	T
Dec. 17	Vancouver	6-3	W	Mar. 21	@ Colorado	3-2	W
Dec. 20	@ NY Rangers	3-6	L	Mar. 23	@ Vancouver	4-3	W
Dec. 21	Atlanta	5-4	W	Mar. 24	@ Los Angeles	3-2	W
Dec. 23	@ Boston	4-6	L	Mar. 26	@ St. Louis	4-2	W
Dec. 27	@ Colorado	5-2	W	Mar. 28	Boston	9-2	W
Dec. 28	@ Vancouver	3-3	T	Mar. 31	@ NY Islanders	0-2	L
Dec. 31	Boston	3-7	L	Apr. 1	Toronto	3-6	L
Jan. 4	Chicago	3-3	T	Apr. 5	@ Boston	9-3	W
Jan. 7	Detroit	4-3	W	Apr. 7	@ Toronto	2-6	L
Jan. 9	@ Atlanta	3-5	L	Apr. 8	Colorado	5-5	T

\* - Re-scheduled from January 21

**1979-80 47-17-16, 1ST PLACE - ADAMS DIVISION**

Oct. 11	Washington	6-3	W	Jan. 9	NY Islanders	3-2	W
Oct. 13	@ NY Islanders	5-2	W	Jan. 11	@ Colorado	4-3	W
Oct. 14	Minnesota	4-5	L	Jan. 13	@ Edmonton	5-6	L
Oct. 17	Hartford	3-1	W	Jan. 16	@ Los Angeles	4-2	W
Oct. 20	@ St. Louis	2-3	L	Jan. 18	@ Vancouver	2-2	T
Oct. 21	Vancouver	3-3	T	Jan. 20	Edmonton	4-4	T
Oct. 24	Pittsburgh	7-3	W	Jan. 21	@ Atlanta	3-3	T
Oct. 25	@ Detroit	0-4	L	Jan. 24	@ Boston	3-4	L
Oct. 27	@ Quebec	3-0	W	Jan. 26	@ Montreal	7-2	W
Oct. 28	Colorado	4-2	W	Jan. 27	Los Angeles	9-1	W
Oct. 31	@ Chicago	0-0	T	Jan. 31	NY Rangers	6-2	W
Nov. 3	@ Toronto	4-3	W	Feb. 2	@ NY Islanders	2-3	L
Nov. 4	@ Philadelphia	1-3	L	Feb. 3	Vancouver	3-0	W
Nov. 8	Chicago	3-3	T	Feb. 7	Pittsburgh	9-0	W
Nov. 10	@ Washington	5-3	W	Feb. 9	@ St. Louis	2-3	L
Nov. 11	Colorado	3-5	L	Feb. 11	St. Louis	4-2	W
Nov. 15	Atlanta	5-1	W	Feb. 14	Boston	3-3	T
Nov. 17	@ Minnesota	4-2	W	Feb. 16	@ Detroit	4-3	W
Nov. 18	Edmonton	9-7	W	Feb. 17	Montreal	2-2	T
Nov. 21	@ Hartford	3-5	L	Feb. 19	@ Quebec	3-1	W
Nov. 24	@ Washington	6-1	W	Feb. 20	Winnipeg	4-3	W
Nov. 25	Minnesota	6-2	W	Feb. 24	@ Chicago	1-3	L
Nov. 27	@ Boston	5-2	W	Feb. 27	Philadelphia	1-1	T
Nov. 29	NY Rangers	2-1	W	Feb. 29	@ Edmonton	4-2	W
Dec. 2	Washington	2-0	W	Mar. 2	@ Minnesota	2-2	T
Dec. 5	Atlanta	6-1	W	Mar. 5	@ NY Rangers	2-4	L
Dec. 7	@ Colorado	5-3	W	Mar. 6	Hartford	4-3	W
Dec. 10	Detroit	4-0	W	Mar. 9	St. Louis	9-4	W
Dec. 13	Chicago	5-2	W	Mar. 12	@ Winnipeg	3-3	T
Dec. 15	@ Philadelphia	2-3	L	Mar. 15	@ Los Angeles	2-2	T
Dec. 16	Boston	1-5	L	Mar. 19	@ Vancouver	3-3	T
Dec. 19	@ Winnipeg	3-2	W	Mar. 22	@ Toronto	5-1	W
Dec. 20	Los Angeles	5-3	W	Mar. 23	NY Islanders	1-1	T
Dec. 22	@ Hartford	4-2	W	Mar. 25	@ NY Rangers	3-3	T
Dec. 23	Quebec	1-3	L	Mar. 27	Detroit	10-1	W
Dec. 27	Toronto	5-3	W	Mar. 30	Montreal	1-1	T
Dec. 29	@ Montreal	3-6	L	Apr. 1	@ Atlanta	5-2	W
Dec. 31	Winnipeg	6-2	W	Apr. 3	Quebec	8-3	W
Jan. 5	@ Pittsburgh	5-4	W	Apr. 5	@ Pittsburgh	9-1	W
Jan. 6	Philadelphia	2-4	L	Apr. 6	Toronto	7-3	W

**1978-79 REGULAR SEASON SCORING**

NO.	PLAYER	GP	G	A	PTS	+/-	PIM	PP	SH	GW	GT	SHOTS	PCT.
11	Gil Perreault	79	27	58	85	12	20	6	0	4	0	172	15.7
18	Danny Gare	71	27	40	67	18	90	7	0	3	4	260	10.4
14	Rene Robert	68	22	40	62	-12	46	1	0	6	0	206	10.7
20	Don Luce	79	26	35	61	20	14	6	2	7	2	149	17.4
10	Craig Ramsay	80	26	31	57	21	10	4	3	3	3	113	23.0
7	Rick Martin	73	32	21	53	-7	35	8	0	3	0	250	12.8
4	Jerry Korab	78	11	40	51	10	104	8	1	0	2	204	5.4
16	Ric Seiling	78	20	22	42	15	56	2	0	4	0	136	14.7
12	Andre Savard	65	18	22	40	2	20	2	2	1	0	97	18.6
19	Derek Smith	43	14	12	26	-5	8	1	0	0	2	85	16.5
9	Jacques Richard	61	10	15	25	8	26	0	0	1	1	85	11.8
6	Jim Schoenfeld	46	8	17	25	8	67	6	0	0	0	99	8.1
8	Tony McKegney	52	8	14	22	-2	10	0	0	1	0	67	11.9
5	Lee Fogolin	74	3	19	22	-4	103	0	0	0	0	70	4.3
3	Bill Stewart	68	1	17	18	0	101	0	0	0	0	87	1.1
25	Terry Martin	64	6	8	14	-17	33	1	0	0	0	38	15.8
15	Gary McAdam	40	6	5	11	-6	13	1	0	1	0	39	15.4
17	Rick Dudley	24	5	6	11	11	2	0	0	1	0	36	13.9
22	Jocelyn Guevremont	34	3	8	11	12	8	0	0	0	0	51	5.9
24	Bill Hajt	40	3	8	11	-4	20	0	1	1	0	53	5.7
23	Ken Breitenbach	30	1	8	9	5	25	0	0	0	0	41	2.4
21	Dave Schultz	28	2	3	5	-12	86	0	0	0	1	16	12.5
15	Mike Boland	22	1	2	3	6	29	0	0	0	1	17	5.9
29	Richie Dunn	24	0	3	3	-2	14	0	0	0	0	18	0.0
27	Larry Playfair	26	0	3	3	1	60	0	0	0	0	12	0.0
1	Don Edwards	54	0	2	2	0	8	0	0	0	0	0	0.0
28	Bob Sauve	2	0	0	0	0	0	0	0	0	0	0	0.0
30	Randy Ireland	2	0	0	0	0	0	0	0	0	0	0	0.0
28	Bob Sauve	29	0	0	0	0	2	0	0	0	0	0	0.0
<b>NO. GOALTENDER</b>	<b>GP</b>	<b>MIN</b>	<b>AVG.</b>	<b>W</b>	<b>L</b>	<b>T</b>	<b>EN</b>	<b>SO</b>	<b>GA</b>	<b>SA</b>	<b>PCT.</b>		
1	Don Edwards	54	3160	3.02	26	18	9	1	2	159	1568	.899	
28	Bob Sauve	29	1610	3.73	10	10	7	0	0	100	810	.877	
30	Randy Ireland	2	30	6.00	0	0	0	0	0	3	17	.824	
<b>TEAM TOTALS</b>	<b>80</b>	<b>4800</b>	<b>3.29</b>	<b>36</b>	<b>28</b>	<b>16</b>	<b>1</b>	<b>2</b>	<b>263</b>	<b>2395</b>	<b>.890</b>		

**1979-80 REGULAR SEASON SCORING**

NO.	PLAYER	GP	G	A	PTS	+/-	PIM	PP	SH	GW	GT	SHOTS	PCT.
11	Gil Perreault	80	40	66	106	32	57	10	0	5	1	180	22.2
18	Danny Gare	76	56	33	89	49	90	17	0	11	3	270	20.7
7	Rick Martin	80	45	34	79	18	54	8	0	3	1	257	17.5
19	Derek Smith	79	24	39	63	33	16	8	0	3	0	137	17.5
16	Ric Seiling	80	25	35	60	30	54	5	1	2	2	155	16.1
10	Craig Ramsay	80	21	39	60	15	18	5	0	4	1	103	20.4
8	Tony McKegney	80	23	29	52	40	24	1	0	6	1	140	16.4
5	John Van Boxmeer	80	11	40	51	40	55	4	0	1	2	198	5.5
20	Don Luce	80	14	29	43	22	30	0	0	0	2	137	10.2
3	Richie Dunn	80	7	31	38	25	59	4	0	2	0	147	4.8
6	Jim Schoenfeld	77	9	27	36	60	72	4	0	1	2	114	7.9
9	Rick Dudley	66	11	22	33	11	58	0	0	2	0	109	10.1
22	Lindy Ruff	63	5	14	19	-2	38	1	0	0	0	77	6.5
17	John Gould	52	9	9	18	9	11	0	0	2	0	72	12.5
24	Bill Hajt	75	4	12	16	36	24	0	1	0	0	63	6.3
12	Andre Savard	33	3	10	13	4	16	0	0	2	0	36	8.3
27	Larry Playfair	79	2	10	12	13	145	0	0	0	0	32	6.3
4	Jerry Korab	43	1	10	11	0	74	0	0	1	0	55	1.8
25	Bob Mongrain	34	4	6	10	6	4	0	0	1	0	33	12.1
15	Rob McClanahan	13	2	5	7	8	0	0	0	0	0	13	15.4
23	Mike Ramsey	13	1	6	7	9	6	0	0	1	0	17	5.9
28	Bob Sauve	32	0	4	4	0	2	0	0	0	0	0	0.0
21	Dave Schultz	13	1	0	1	0	28	0	0	0	0	1	100
1	Don Edwards	49	0	1	1	0	8	0	0	0	0	0	0.0
<b>NO. GOALTENDER</b>	<b>GP</b>	<b>MIN</b>	<b>AVG.</b>	<b>W</b>	<b>L</b>	<b>T</b>	<b>EN</b>	<b>SO</b>	<b>GA</b>	<b>SA</b>	<b>PCT.</b>		
1	Don Edwards	49	2020	2.57	27	9	12	1	2	125	1177	.893	
28	Bob Sauve	32	1880	2.36	20	8	4	1	4	74	740	.900	
<b>TEAM TOTALS</b>	<b>80</b>	<b>4800</b>	<b>2.51</b>	<b>47</b>	<b>17</b>	<b>16</b>	<b>2</b>	<b>6</b>	<b>201</b>	<b>1917</b>	<b>.895</b>		



**1980-81 39-20-21, 1ST PLACE - ADAMS DIVISION**

Oct. 9	@ Chicago	3-4	L	Jan. 11	Los Angeles	4-4	T
Oct. 12	Hartford	3-3	T	Jan. 14	Minnesota	1-1	T
Oct. 15	Edmonton	2-0	W	Jan. 16	Edmonton	5-5	T
Oct. 18	@ Pittsburgh	4-2	W	Jan. 18	NY Rangers	4-0	W
Oct. 19	Toronto	2-4	L	Jan. 19	@ Boston	1-5	L
Oct. 22	Winnipeg	7-4	W	Jan. 21	@ Quebec	6-5	W
Oct. 25	@ Montreal	5-2	W	Jan. 24	@ Washington	7-4	W
Oct. 26	NY Islanders	5-2	W	Jan. 26	@ NY Islanders	5-3	W
Oct. 29	Pittsburgh	1-1	T	Jan. 28	Philadelphia	4-4	T
Nov. 1	@ Detroit	4-2	W	Jan. 31	@ Hartford	5-3	W
Nov. 2	Vancouver	4-3	W	Feb. 1	Winnipeg	4-0	W
Nov. 5	Colorado	5-3	W	Feb. 5	@ Philadelphia	4-0	W
Nov. 8	@ Washington	3-3	T	Feb. 6	Detroit	7-3	W
Nov. 9	Washington	3-3	T	Feb. 8	St. Louis	3-3	T
Nov. 12	Detroit	4-4	T	Feb. 12	Washington	6-3	W
Nov. 15	@ NY Islanders	1-4	L	Feb. 14	@ Calgary	4-4	T
Nov. 16	Quebec	8-1	W	Feb. 15	@ Edmonton	2-2	T
Nov. 19	@ Chicago	2-5	L	Feb. 19	@ Montreal	2-5	L
Nov. 21	@ Winnipeg	4-2	W	Feb. 21	@ Pittsburgh	6-1	W
Nov. 23	@ Edmonton	3-6	L	Feb. 22	Montreal	2-4	L
Nov. 25	@ St. Louis	3-5	L	Feb. 25	@ NY Rangers	3-6	L
Nov. 27	Calgary	6-3	W	Feb. 27	Chicago	6-1	W
Nov. 29	@ Hartford	5-2	W	Mar. 1	@ Boston	4-6	L
Nov. 30	Colorado	4-1	W	Mar. 4	Calgary	4-0	W
Dec. 3	Montreal	5-6	L	Mar. 6	Hartford	3-5	L
Dec. 6	@ Minnesota	3-3	T	Mar. 8	Philadelphia	4-4	W
Dec. 7	Pittsburgh	10-1	W	Mar. 11	@ Minnesota	1-3	L
Dec. 9	@ Colorado	4-4	T	Mar. 13	@ Winnipeg	5-2	W
Dec. 11	@ Calgary	4-8	L	Mar. 14	@ Vancouver	1-2	L
Dec. 13	@ Toronto	5-4	W	Mar. 17	@ Los Angeles	3-1	W
Dec. 14	Vancouver	2-2	T	Mar. 19	Toronto	14-4	W
Dec. 20	@ Los Angeles	7-4	W	Mar. 21	@ Toronto	6-2	W
Dec. 21	@ Vancouver	3-3	T	Mar. 22	St. Louis	5-6	L
Dec. 26	Chicago	3-2	W	Mar. 25	NY Rangers	4-2	W
Dec. 28	Boston	5-2	W	Mar. 27	@ Colorado	5-3	W
Dec. 31	Los Angeles	2-5	L	Mar. 28	@ St. Louis	4-7	L
Jan. 3	@ Quebec	3-3	T	Mar. 30	Boston	2-2	T
Jan. 4	Minnesota	2-2	T	Apr. 2	@ Philadelphia	2-2	T
Jan. 7	Quebec	5-1	W	Apr. 4	@ Detroit	5-4	W
Jan. 9	@ NY Rangers	3-3	T	Apr. 5	NY Islanders	3-7	L

**1981-82 39-26-15, 3RD PLACE - ADAMS DIVISION**

Oct. 7	Washington	5-3	W	Jan. 6	Detroit	5-2	W
Oct. 10	@ Montreal	0-9	L	Jan. 9	@ Hartford	3-2	W
Oct. 11	Vancouver	2-2	T	Jan. 10	Los Angeles	6-4	W
Oct. 14	Quebec	4-2	W	Jan. 13	Chicago	6-2	W
Oct. 17	@ Washington	4-2	W	Jan. 15	Toronto	8-2	W
Oct. 18	Montreal	3-3	T	Jan. 17	Hartford	7-1	W
Oct. 21	Winnipeg	2-2	T	Jan. 19	@ Montreal	2-2	T
Oct. 23	Toronto	6-2	W	Jan. 22	Quebec	5-3	W
Oct. 25	Minnesota	3-6	L	Jan. 23	@ Quebec	3-2	W
Oct. 28	St. Louis	6-2	W	Jan. 27	@ Vancouver	3-4	L
Oct. 31	@ Pittsburgh	1-3	L	Jan. 29	@ Edmonton	1-3	L
Nov. 1	Philadelphia	6-2	W	Jan. 30	@ Calgary	2-3	L
Nov. 4	Calgary	3-3	T	Feb. 3	Boston	2-5	L
Nov. 7	@ NY Islanders	6-2	W	Feb. 4	@ Boston	2-5	L
Nov. 8	Hartford	2-2	T	Feb. 7	NY Islanders	3-7	L
Nov. 11	@ NY Rangers	3-7	L	Feb. 10	Winnipeg	4-3	W
Nov. 13	NY Rangers	3-3	T	Feb. 11	@ Philadelphia	4-6	L
Nov. 15	Boston	3-1	W	Feb. 16	@ St. Louis	2-1	W
Nov. 18	@ Chicago	3-4	L	Feb. 17	@ Chicago	3-2	W
Nov. 20	@ Colorado	4-3	W	Feb. 20	@ Montreal	2-2	T
Nov. 21	@ Los Angeles	7-1	W	Feb. 21	Colorado	6-2	W
Nov. 25	@ Detroit	3-1	W	Feb. 24	Edmonton	3-6	L
Nov. 28	@ Toronto	4-4	T	Feb. 26	@ Winnipeg	4-4	T
Nov. 29	NY Islanders	5-2	W	Feb. 27	@ Minnesota	5-5	T
Dec. 3	@ Boston	3-6	L	Mar. 3	Hartford	3-3	T
Dec. 4	@ Hartford	4-2	W	Mar. 6	@ Hartford	2-2	T
Dec. 6	Pittsburgh	7-4	W	Mar. 7	Montreal	3-5	L
Dec. 9	Colorado	7-1	W	Mar. 10	@ Vancouver	7-4	W
Dec. 12	@ Detroit	4-2	W	Mar. 12	@ Edmonton	3-2	W
Dec. 13	Quebec	4-4	T	Mar. 13	@ Calgary	1-4	L
Dec. 15	Los Angeles	3-4	L	Mar. 16	Boston	3-3	T
Dec. 17	@ Philadelphia	1-2	L	Mar. 18	@ Hartford	1-4	L
Dec. 19	@ Quebec	3-7	L	Mar. 20	@ Boston	4-6	L
Dec. 20	Hartford	8-2	W	Mar. 21	Montreal	5-4	W
Dec. 22	@ St. Louis	2-3	L	Mar. 25	@ Boston	1-5	L
Dec. 26	@ Pittsburgh	7-5	W	Mar. 26	NY Rangers	5-8	L
Dec. 27	Washington	3-2	W	Mar. 28	Boston	9-5	W
Dec. 31	Minnesota	4-2	W	Mar. 30	@ Quebec	6-4	W
Jan. 2	@ Quebec	3-6	L	Apr. 3	@ Montreal	5-4	W
Jan. 3	Montreal	3-2	W	Apr. 4	Quebec	4-7	L

**1980-81 REGULAR SEASON SCORING**

NO.	PLAYER	GP	G	A	PTS	+/-	PIM	PP	SH	GW	GT	SHOTS	PCT.
18	Danny Gare	73	46	39	85	12	109	15	0	7	2	248	.185
12	Andre Savard	79	31	43	74	32	63	2	2	4	1	149	.208
8	Tony McKegney	80	37	32	69	11	24	9	0	4	0	236	.157
4	John Van Boxmeer	80	18	51	69	-2	69	6	1	2	2	258	7.0
19	Derek Smith	69	21	43	64	14	12	11	0	2	0	166	12.7
10	Craig Ramsay	80	24	35	59	39	12	1	1	3	2	110	21.8
11	Gil Perreault	56	20	39	59	3	56	5	0	3	1	150	13.3
16	Ric Seiling	74	30	27	57	20	80	2	1	4	2	140	21.4
3	Richie Dunn	79	7	42	49	21	34	4	0	1	2	175	40.0
14	Alan Haworth	49	16	20	36	-6	34	4	0	1	1	72	22.2
6	Jim Schoenfeld	71	8	25	33	28	110	3	0	0	0	101	7.9
20	Don Luce	61	15	13	28	14	19	0	4	2	1	94	16.0
22	Lindy Ruff	65	8	18	26	3	121	1	0	2	0	97	8.2
9	Rick Dudley	38	10	13	23	7	10	2	0	0	0	49	20.4
7	Rick Martin	23	7	14	21	4	20	2	0	3	1	57	12.3
24	Bill Hajt	68	2	19	21	38	42	0	0	0	0	58	3.4
9	Gilles Hamel	51	10	9	19	-8	53	2	0	0	2	56	17.9
5	Mike Ramsey	72	3	14	17	3	56	0	0	1	0	72	4.2
15	Rob McClanahan	53	3	12	15	-	38	1	0	1	1	67	4.5
21	J.F. Sauve	20	5	9	14	-2	12	3	0	0	0	26	19.2
27	Larry Playfair	75	3	9	12	4	169	0	0	1	1	54	5.6
26	Steve Patrick	30	1	7	8	1	25	0	0	0	0	35	2.9
9	Mike Moller	5	2	2	4	3	0	0	0	0	0	7	28.6
1	Don Edwards	45	0	2	2	0	0	0	0	0	0	0	0.0
28	Bob Sauve	35	0	1	1	0	0	0	0	0	0	0	0.0
23	Randy Cunneyworth	1	0	0	0	0	2	0	0	0	0	1	0.0
25	Bob Mongrain	4	0	0	0	-2	2	0	0	0	0	2	0.0
NO.	GOALTENDER	GP	MIN	AVG.	W	L	T	EN	SO	GA	SA	PCT.	
45	Don Edwards	2700	2.96	23	10	12	4	3	133	1297	.897		
28	Bob Sauve	35	2100	3.17	16	10	9	2	2	111	926	.880	
<b>TEAM TOTALS</b>		<b>80</b>	<b>4800</b>	<b>3.13</b>	<b>39</b>	<b>20</b>	<b>21</b>	<b>6</b>	<b>5</b>	<b>250</b>	<b>2223</b>	<b>.888</b>	

**1981-82 REGULAR SEASON SCORING**

NO.	PLAYER	GP	G	A	PTS	+/-	PIM	PP	SH	GW	GT	SHOTS	PCT.
11	Gil Perreault	62	31	42	73	19	40	2	0	4	0	155	20.0
4	John Van Boxmeer	69	14	54	68	23	62	7	0	1	1	196	7.1
15	Yvon Lambert	77	25	39	64	22	38	14	0	4	2	108	23.1
21	J.F. Sauve	69	19	36	55	7	46	5	0	0	1	119	16.0
8	Tony McKegney	73	23	29	52	-12	41	8	0	0	1	187	12.3
17	Mike Foligno	56	20	31	51	21	149	4	0	6	0	124	16.1
10	Craig Ramsay	80	16	35	51	14	8	0	1	2	1	109	14.7
22	Lindy Ruff	79	16	32	48	1	194	3	0	6	1	183	8.7
16	Ric Seiling	57	22	25	47	7	58	7	1	3	1	112	19.6
7	Dale McCourt	52	20	22	42	-1	12	4	1	2	1	122	16.4
14	Alan Haworth	57	21	18	39	6	30	3	0	1	2	114	18.4
12	Andre Savard	62	18	20	38	5	24	2	1	3	0	118	15.3
5	Mike Ramsey	80	7	23	30	18	56	2	0	0	0	94	7.4
3	Richie Dunn	72	7	19	26	6	73	0	0	1	1	122	5.7
18	Danny Gare	22	7	14	21	0	25	2	0	1	0	71	9.9
26	Steve Patrick	41	8	8	16	3	64	0	0	0	0	52	15.4
27	Larry Playfair	77	6	10	16	-5	258	0	0	0	3	68	8.8
20	Brent Peterson	46	9	5	14	-3	43	0	0	0	0	41	22.0
24	Bill Hajt	65	2	9	11	11	44	0	0	0	0	58	3.4
25	Bob Mongrain	24	6	4	10	-3	6	0	0	2	0	29	20.7
9	Gilles Hamel	16	2	7	9	-1	2	0	0	1	0	17	11.8
23	Bob Hess	33	0	8	8	6	14	0	0	0	0	33	0.0
28	Ron Fischer	15	0	7	7	-3	6	0	0	0	0	16	0.0
7	Randy Cunneyworth	20	2	4	6	-3	47	0	0	0	0	33	6.1
6	Jim Schoenfeld	13	3	2	5	5	30	0	0	1	0	21	14.3
19	Derek Smith	13	3	1	4	0	2	0	0	0	1	15	20.0
1	Don Edwards	62	0	2	2	0	2	0	0	0	0	0	0.0
23	Sean McKenna	3	0	1	1	3	2	0	0	0	0	6	0.0
23	Hannu Virta	3	0	1	1	-4	4	0	0	0	0	3	0.0
28	Jim Walsh	4	0	1	1	1	4	0	0	0	0	8	0.0
19	Jeff Eatough	1	0	0	0	-1	0	0	0	0	0	0	0.0
20	Kai Suikkanen	1	0	0	0	-1	0	0	0	0	0	0	0.0
30	Paul Harrison	6	0	0	0	0	2	0	0	0	0	0	0.0
29	Val James	7	0	0	0	-1	16	0	0	0	0	5	0.0
29	Jacques Cloutier	7	0	0	0	0							



**1982-83 38-29-13, 3RD PLACE - ADAMS DIVISION**

Oct. 6	Quebec	4-6	L	Jan. 7	Vancouver	5-5	T
Oct. 9	@ Quebec	4-6	L	Jan. 9	Los Angeles	7-2	W
Oct. 10	Hartford	4-4	T	Jan. 12	Quebec	2-1	W
Oct. 14	@ Philadelphia	2-4	L	Jan. 14	Washington	3-2	W
Oct. 16	@ Washington	9-2	W	Jan. 15	@ Washington	4-2	W
Oct. 17	Edmonton	6-4	W	Jan. 20	@ Boston	0-4	L
Oct. 20	@ Chicago	0-4	L	Jan. 22	@ Montreal	1-4	L
Oct. 23	@ Detroit	2-6	L	Jan. 23	Winnipeg	5-2	W
Oct. 24	St. Louis	6-2	W	Jan. 26	Montreal	7-3	W
Oct. 26	@ Montreal	7-7	T	Jan. 28	Chicago	6-2	W
Oct. 30	@ Toronto	3-3	T	Jan. 29	@ Toronto	3-5	L
Oct. 31	Montreal	3-1	W	Feb. 2	Minnesota	2-2	T
Nov. 3	Boston	2-3	L	Feb. 5	@ Quebec	0-0	T
Nov. 6	@ Hartford	5-2	W	Feb. 6	Boston	1-5	L
Nov. 7	Vancouver	3-1	W	Feb. 10	@ Los Angeles	2-7	L
Nov. 10	Philadelphia	7-2	W	Feb. 12	@ Calgary	2-4	L
Nov. 13	@ Boston	2-3	L	Feb. 14	@ St. Louis	4-6	L
Nov. 14	Pittsburgh	6-6	T	Feb. 16	Boston	3-1	W
Nov. 17	@ Winnipeg	7-2	W	Feb. 18	Calgary	5-1	W
Nov. 18	@ Minnesota	1-2	L	Feb. 20	Edmonton	4-5	L
Nov. 20	@ Los Angeles	5-2	W	Feb. 21	@ New Jersey	4-4	T
Nov. 24	@ Hartford	4-2	W	Feb. 23	Philadelphia	4-2	W
Nov. 26	St. Louis	8-6	W	Feb. 25	Boston	7-6	W
Nov. 28	NY Rangers	7-3	W	Feb. 27	New Jersey	6-2	W
Dec. 1	Montreal	2-2	T	Mar. 1	@ Hartford	6-5	W
Dec. 4	@ Quebec	2-3	L	Mar. 3	@ Boston	3-2	W
Dec. 5	Chicago	3-3	T	Mar. 4	Pittsburgh	10-2	W
Dec. 8	@ Pittsburgh	2-4	L	Mar. 6	Detroit	6-4	W
Dec. 11	@ Montreal	2-3	L	Mar. 8	@ Minnesota	1-5	L
Dec. 12	Hartford	1-3	L	Mar. 9	@ Winnipeg	0-6	L
Dec. 14	@ NY Islanders	5-3	W	Mar. 12	@ Vancouver	3-8	L
Dec. 16	@ Boston	1-8	L	Mar. 13	@ Edmonton	2-6	L
Dec. 18	@ Quebec	5-4	W	Mar. 16	Calgary	5-3	W
Dec. 19	Quebec	3-1	W	Mar. 19	@ Montreal	6-4	W
Dec. 22	@ NY Rangers	3-1	W	Mar. 20	Montreal	4-7	L
Dec. 26	Detroit	2-2	T	Mar. 23	Hartford	8-3	W
Dec. 31	NY Islanders	5-1	W	Mar. 27	Quebec	6-6	T
Jan. 2	Hartford	8-4	W	Mar. 29	@ Hartford	4-5	L
Jan. 4	@ NY Islanders	2-5	L	Mar. 31	@ New Jersey	8-5	W
Jan. 5	@ NY Rangers	3-3	T	Apr. 3	Toronto	3-4	L

**1983-84 48-25-7, 2ND PLACE - ADAMS DIVISION**

Oct. 5	Hartford	5-3	W	Jan. 7	@ Washington	4-2	W
Oct. 8	@ Quebec	2-9	L	Jan. 8	Montreal	4-3	W
Oct. 9	Washington	5-2	W	Jan. 11	Philadelphia	6-2	W
Oct. 12	@ Toronto	4-4	T	Jan. 13	Edmonton	3-1	W
Oct. 15	@ Boston	3-5	L	Jan. 14	@ Detroit	2-1	W
Oct. 16	NY Islanders	2-3	L	Jan. 17	@ Vancouver	5-1	W
Oct. 18	@ Pittsburgh	3-1	W	Jan. 18	@ Los Angeles	4-0	W
Oct. 22	@ Hartford	5-2	W	Jan. 21	@ St. Louis	2-1	W
Oct. 23	Winnipeg	5-2	W	Jan. 23	@ Boston	5-3	W
Oct. 26	@ Detroit	5-6	L*	Jan. 25	Washington	2-2	T
Oct. 28	Los Angeles	3-3	T	Jan. 27	Detroit	2-2	T
Oct. 30	Montreal	5-4	W	Jan. 29	Pittsburgh	7-3	W
Nov. 2	NY Rangers	3-3	T	Feb. 2	@ Boston	3-5	L
Nov. 5	@ NY Islanders	0-4	L	Feb. 3	Minnesota	1-4	L
Nov. 6	Quebec	1-7	L	Feb. 5	Quebec	1-2	L
Nov. 9	Boston	3-1	W	Feb. 8	@ Pittsburgh	6-5	W*
Nov. 11	Toronto	3-1	W	Feb. 9	New Jersey	8-5	W
Nov. 13	Calgary	11-2	W	Feb. 11	@ Montreal	4-3	W
Nov. 16	@ Winnipeg	6-5	W*	Feb. 15	Boston	7-4	W
Nov. 18	@ Edmonton	0-7	L	Feb. 17	Minnesota	5-4	W*
Nov. 19	@ Calgary	5-2	W	Feb. 19	Hartford	5-2	W
Nov. 23	@ NY Rangers	6-4	W	Feb. 21	@ Philadelphia	5-4	W*
Nov. 25	Chicago	5-2	W	Feb. 23	@ Hartford	2-3	L
Nov. 26	@ Quebec	2-3	L	Feb. 25	@ Minnesota	1-5	L
Nov. 29	@ Montreal	5-2	W	Feb. 27	Boston	1-3	L
Dec. 2	St. Louis	7-6	W	Feb. 29	@ Chicago	3-4	L
Dec. 4	Montreal	6-2	W	Mar. 3	@ Quebec	2-4	L
Dec. 6	@ St. Louis	2-8	L	Mar. 4	Quebec	1-1	T
Dec. 7	@ Chicago	2-4	L	Mar. 6	@ Montreal	8-3	W
Dec. 10	@ Boston	4-2	W	Mar. 9	Los Angeles	7-3	W
Dec. 11	@ Philadelphia	6-5	W	Mar. 11	Hartford	4-3	W*
Dec. 14	New Jersey	3-3	T	Mar. 14	@ Calgary	4-2	W
Dec. 17	@ Hartford	4-1	W	Mar. 17	@ Vancouver	5-2	W
Dec. 18	Vancouver	3-2	W	Mar. 18	@ Edmonton	3-4	L
Dec. 21	Hartford	3-6	L	Mar. 21	Montreal	4-2	W
Dec. 26	Boston	1-2	L	Mar. 24	@ New Jersey	6-0	W
Dec. 27	@ Montreal	7-4	W	Mar. 25	NY Islanders	3-5	L
Dec. 29	Quebec	8-5	W	Mar. 27	@ Hartford	1-4	L
Dec. 31	NY Rangers	2-3	L	Mar. 31	@ Quebec	1-4	L
Jan. 4	Winnipeg	9-4	W	Apr. 1	Toronto	4-2	W

\* - overtime decision

**1982-83 REGULAR SEASON SCORING**

NO.	PLAYER	GP	G	A	PTS	+/-	PIM	PP	SH	GW	GT	SHOTS	PCT.
11	Gil Perreault	77	30	46	76	-10	34	8	2	5	0	192	15.6
8	Tony McKegney	78	36	37	73	2	18	10	0	2	1	180	20.0
6	Phil Housley	77	19	47	66	-4	39	11	0	2	2	183	10.4
7	Dale McCourt	62	20	32	52	-12	10	3	1	3	1	117	17.1
17	Mike Foligno	66	22	25	47	9	135	4	0	4	2	130	16.9
9	Gilles Hamel	66	22	20	42	4	26	2	0	1	1	120	18.3
16	Ric Seiling	75	19	22	41	2	41	6	0	2	0	127	15.0
12	Andre Savard	68	16	25	41	11	28	3	2	2	0	122	13.1
5	Mike Ramsey	77	8	30	38	20	55	1	1	1	0	116	6.9
29	Dave Andreychuk	43	14	23	37	6	16	3	0	1	0	66	21.2
3	Hannu Virta	74	13	24	37	7	18	2	2	1	0	169	7.7
20	Brent Peterson	75	13	24	37	10	38	1	1	0	1	98	13.3
22	Lindy Ruff	60	12	17	29	15	130	2	0	1	1	110	10.9
10	Craig Ramsay	64	11	18	29	14	7	0	3	1	2	87	12.6
18	Paul Cyr	36	15	12	27	-6	59	5	0	2	1	65	23.1
4	John Van Boxmeer	65	6	21	27	7	53	1	0	1	0	144	4.2
19	Sean McKenna	46	10	14	24	-4	4	1	0	1	0	69	14.5
26	Steve Patrick	56	9	13	22	4	26	0	0	1	0	63	14.3
25	Mal Davis	24	8	12	20	-6	0	3	0	3	0	32	25.0
14	Mike Moller	49	6	12	18	2	14	1	0	3	0	43	14.0
27	Larry Playfair	79	4	13	17	5	180	0	0	0	0	75	5.3
24	Bill Hajt	72	3	12	15	6	26	0	0	1	0	52	5.8
31	Dave Fenyves	24	0	8	8	-10	14	0	0	0	0	20	0.0
21	J.F. Sauve	9	0	4	4	0	9	0	0	0	0	15	0.0
15	Geordie Robertson	5	1	2	3	-1	7	0	0	0	0	10	10.0
32	Gary McAdam	4	1	0	1	-4	0	0	0	0	0	3	33.3
28	Bob Sauve	54	0	1	1	0	8	0	0	0	0	0	0.0
23	Kai Suikkanen	1	0	0	0	1	0	0	0	0	0	1	0.0
23	Ron Fischer	3	0	0	0	0	0	0	0	0	0	1	0.0
25	Jere Gillis	3	0	0	0	-6	0	0	0	0	0	3	0.0
33	Phil Myre	5	0	0	0	0	2	0	0	0	0	0	0.0
1	Jacques Cloutier	25	0	0	0	0	0	0	0	0	0	0	0.0
NO.	GOALTENDER	GP	MIN	AVG.	W	L	T	EN	SO	GA	SA	PCT.	
28	Bob Sauve	54	3110	3.45	25	20	7	3	1	179	1393	.871	
1	Jacques Cloutier	25	1390	3.50	10	7	6	0	0	81	572	.858	
33	Phil Myre	5	300	4.20	3	2	0	1	0	21	152	.861	
<b>TEAM TOTALS</b>		<b>80</b>	<b>4800</b>	<b>3.56</b>	<b>38</b>	<b>29</b>	<b>13</b>	<b>4</b>	<b>1</b>	<b>285</b>	<b>2117</b>	<b>.865</b>	

**1983-84 REGULAR SEASON SCORING**

NO.	PLAYER	GP	G	A	PTS	+/-	PIM	PP	SH	GW	GT	SHOTS	PCT.
11	Gil Perreault	73	31	59	90	19	32	8	2	7	1	165	18.8
25	Dave Andreychuk	78	38	42	80	20	42	10	7	1	1	178	21.3
6	Phil Housley	75	31	46	77	4	33	13	2	6	1	234	13.2
17	Mike Foligno	70	32	31	63	32	151	6	0	5	0	183	17.5
8	Real Cloutier	77	24	36	60	-1	25	9	0	6	0	169	14.2
22	Lindy Ruff	58	14	31	45	15	101	3	0	4	0	126	11.1
9	Gilles Hamel	75	21	23	44	4	37	4	2	1	0	135	15.6
18	Paul Cyr	71	16	27	43	-3	52	5	0	1	1	142	11.3
3	Hannu Virta	70	6	30	36	14	12	4	0	0	0	98	6.1
16	Ric Seiling	78	13	22	35	10	42	0	3	0	0	135	9.6
5	Mike Ramsey	72	9	22	31	26	82	1	0	4	0	134	6.7
12	Sean McKenna	78	20	10	30	0	45	0	0	2	0	107	18.7
24	Bill Hajt	79	3	24	27	26	32	0	1	0	0	53	5.7
10	Craig Ramsay	76	9	17	26	3	17	0	0	0	0	97	9.3
20	Brent Peterson	70	9	12	21	3	52	0	0	0	0	81	11.1
19	Jim Wiemer	64	5	15	20	1	48	0	1	0	1	91	5.5
7	John Tucker	21	12	4	16	2	4	5	0	2	0	40	30.0
14	Mike Moller	59	5	11	16	2	27	0	0	1	0	43	11.6
27	Larry Playfair	76	5	11	16	4	209	0	0	0	0	27	7.5
44	Jerry Korab	48	2	9	11	4	82	1	0	1	0	41	4.9
21	Claude Verret	11	2	5	7	-3	2	1	0	0	0	14	14.3
26	Steve Patrick	11	1	4	5	-2	6	0	0	0	0	11	9.1
15	Adam Creighton	7	2	2	4	0	4	0	0	1	0	8	25.0
17	Dale McCourt	5	1	3	4	-2	0	0	0	0	0	5	20.0
4	Mark Renaud	10	1	3	4	1	6	0	0	0	0	11	9.1
31	Dave Fenyves	10	0	4	4	7	9	0	0	0	0	4	0.0
26	Mal Davis	11	2	1	3	-1	4	1	0	0	0	12	16.7
30	Tom Barraso	42	0	2	2	0	20	0	0	0	0	0	0.0
16	Chris Langevin	6											



**1984-85 38-28-14, 3RD PLACE - ADAMS DIVISION**

Oct. 11	Montreal	4-3	W	Jan. 10	@ Boston	3-0	W
Oct. 13	@ Toronto	3-4	L*	Jan. 12	@ Montreal	1-1	T
Oct. 14	Detroit	6-4	W	Jan. 13	Edmonton	4-5	L
Oct. 17	@ Quebec	1-4	L	Jan. 16	@ NY Rangers	2-2	T
Oct. 19	Quebec	5-4	W	Jan. 18	Chicago	4-3	W
Oct. 21	Minnesota	8-6	W	Jan. 19	@ Hartford	2-0	W
Oct. 25	@ Montreal	2-3	L	Jan. 24	@ Boston	2-5	L
Oct. 26	@ Detroit	3-7	L	Jan. 25	@ Quebec	2-4	L
Oct. 28	Calgary	6-2	W	Jan. 27	Quebec	3-2	W
Oct. 31	Philadelphia	3-3	T	Jan. 30	Boston	6-2	W
Nov. 2	Hartford	8-1	W	Feb. 2	@ Philadelphia	6-3	W
Nov. 3	@ Hartford	4-4	T	Feb. 3	Calgary	6-1	W
Nov. 7	@ Minnesota	9-6	W	Feb. 6	@ Minnesota	3-1	W
Nov. 9	@ Los Angeles	2-3	L	Feb. 9	@ Calgary	6-1	W
Nov. 11	@ Winnipeg	2-3	L	Feb. 15	Montreal	3-4	L*
Nov. 14	Boston	4-2	W	Feb. 16	@ Montreal	4-3	W
Nov. 16	Washington	3-2	W	Feb. 18	Edmonton	4-6	L
Nov. 17	@ Washington	2-3	L	Feb. 22	St. Louis	1-4	L
Nov. 21	@ NY Rangers	2-3	L	Feb. 24	Los Angeles	2-4	L
Nov. 23	Philadelphia	2-4	L	Feb. 26	@ New Jersey	4-3	W
Nov. 24	@ NY Islanders	3-6	L	Feb. 27	@ St. Louis	1-3	L
Nov. 27	@ Pittsburgh	2-2	T	Mar. 2	@ Washington	4-0	W
Nov. 30	Montreal	2-2	T	Mar. 3	NY Islanders	2-3	L
Dec. 1	@ Montreal	2-3	L	Mar. 5	Hartford	6-3	W
Dec. 5	Boston	3-3	T	Mar. 8	Chicago	7-2	W
Dec. 8	@ Boston	3-1	W	Mar. 10	@ Los Angeles	4-4	T
Dec. 9	Quebec	4-4	T	Mar. 13	@ Vancouver	4-6	L
Dec. 12	@ Hartford	2-2	T	Mar. 15	@ Edmonton	4-4	T
Dec. 14	Detroit	4-4	T	Mar. 17	@ Winnipeg	3-5	L
Dec. 16	Vancouver	2-2	T	Mar. 20	Vancouver	4-5	L
Dec. 19	@ Chicago	6-3	W	Mar. 22	Pittsburgh	3-1	W
Dec. 22	@ Quebec	1-3	L	Mar. 24	Boston	3-4	L*
Dec. 23	St. Louis	3-2	W	Mar. 26	@ Quebec	3-4	L
Dec. 26	Toronto	6-0	W	Mar. 27	NY Rangers**	3-2	W
Dec. 28	Winnipeg	4-0	W	Mar. 30	@ Hartford	2-1	W
Dec. 29	@ New Jersey	2-1	W	Mar. 31	Quebec	3-1	W
Dec. 31	New Jersey	6-4	W	Apr. 2	Hartford	2-1	W
Jan. 4	Pittsburgh	7-2	W	Apr. 4	@ Boston	3-5	L
Jan. 5	@ NY Islanders	7-3	W	Apr. 6	@ Toronto	5-2	W
Jan. 8	Hartford	4-4	T	Apr. 7	Montreal	4-5	L

\* - overtime decision \*\* - rescheduled from Jan. 22

**1985-86 37-37-6, 5TH PLACE - ADAMS DIVISION**

Oct. 10	Hartford	4-5	L	Jan. 10	Toronto	9-7	W
Oct. 12	@ Minnesota	6-2	W	Jan. 11	@ Pittsburgh	3-3	T
Oct. 14	Detroit	6-1	W	Jan. 15	@ Chicago	2-4	L
Oct. 16	@ Montreal	6-0	W	Jan. 17	Montreal	5-4	W*
Oct. 18	Washington	1-4	L	Jan. 19	@ New Jersey	6-3	W
Oct. 19	@ Washington	2-2	T	Jan. 22	Winnipeg	6-3	W
Oct. 23	Montreal	4-5	L	Jan. 24	Chicago	3-5	L
Oct. 25	Vancouver	5-4	W	Jan. 25	@ Quebec	3-4	L
Oct. 27	Minnesota	3-2	W	Jan. 27	@ Montreal	1-4	L
Oct. 30	@ Calgary	2-4	L	Jan. 29	@ Winnipeg	3-5	L
Nov. 1	@ Edmonton	2-0	W	Jan. 31	NY Rangers	5-3	W
Nov. 2	@ Vancouver	2-6	L	Feb. 2	Quebec	5-3	W
Nov. 6	Winnipeg	7-3	W	Feb. 6	@ Boston	8-6	W
Nov. 8	St. Louis	5-4	W	Feb. 8	@ Hartford	4-2	W
Nov. 10	Calgary	5-1	W	Feb. 9	Edmonton	4-2	W
Nov. 13	Boston	6-4	W	Feb. 12	Philadelphia	0-4	L
Nov. 16	@ Quebec	1-3	L	Feb. 14	@ Calgary	3-3	T
Nov. 17	Toronto	3-5	L	Feb. 16	@ Edmonton	5-7	L
Nov. 19	@ Hartford	2-0	W	Feb. 19	Hartford	4-6	L
Nov. 22	Quebec	7-5	W	Feb. 21	NY Islanders	5-1	W
Nov. 25	Minnesota	3-4	L	Feb. 23	Washington	4-1	W
Nov. 27	@ Detroit	1-4	L	Feb. 26	@ Pittsburgh	2-5	L
Nov. 29	Montreal	2-5	L	Feb. 28	Quebec	2-6	L
Nov. 30	@ Toronto	2-3	L*	Mar. 1	@ Quebec	8-4	W
Dec. 4	@ St. Louis	6-3	W	Mar. 4	@ Philadelphia	6-4	W
Dec. 6	@ Pittsburgh	1-3	L	Mar. 5	@ Hartford	1-5	L
Dec. 8	@ Boston	3-3	T	Mar. 7	Hartford	2-6	L
Dec. 10	@ Quebec	3-7	L	Mar. 9	New Jersey	4-3	W
Dec. 13	Hartford	4-6	L	Mar. 11	@ St. Louis	2-3	L*
Dec. 15	Quebec	6-2	W	Mar. 12	@ Chicago	7-6	W
Dec. 17	@ NY Islanders	3-7	L	Mar. 15	@ Los Angeles	3-5	L
Dec. 18	@ NY Rangers	5-4	W	Mar. 19	@ Vancouver	4-3	W
Dec. 21	@ Montreal	1-3	L	Mar. 21	New Jersey	3-6	L
Dec. 22	Boston	5-3	W	Mar. 23	Los Angeles	6-1	W
Dec. 26	NY Rangers	6-1	W	Mar. 27	@ Philadelphia	1-0	W
Dec. 29	NY Islanders	4-3	W	Mar. 29	@ Boston	1-2	L
Dec. 31	Hartford	6-6	T	Mar. 30	Boston	3-5	L
Jan. 2	@ Detroit	2-2	T	Apr. 1	@ Hartford	3-5	L
Jan. 4	@ Boston	0-4	L	Apr. 4	Montreal	4-2	W
Jan. 5	Los Angeles	2-3	L	Apr. 5	@ Montreal	2-4	L

\* - overtime decision

**1984-85 REGULAR SEASON SCORING**

NO.	PLAYER	GP	G	A	PTS	+/-	PIM	PP	SH	GW	GT	SHOTS	PCT.
11	Gil Perreault	78	30	53	83	5	42	10	1	1	0	167	18.0
6	Phil Housley	73	16	53	69	13	28	3	0	4	0	187	8.6
25	Dave Andreychuk	64	31	30	61	-2	54	14	0	2	1	153	20.3
17	Mike Foligno	77	27	29	56	14	154	6	0	6	2	167	16.2
7	John Tucker	64	22	27	49	6	21	11	0	3	0	111	19.8
9	Gilles Hamel	80	18	30	48	-1	36	5	3	4	2	158	11.4
18	Paul Cyr	71	22	24	46	-5	63	5	0	1	2	168	13.1
12	Sean McKenna	65	20	16	36	-6	41	2	0	0	0	108	18.5
20	Brent Peterson	74	12	22	34	16	47	2	1	2	0	104	11.5
10	Craig Ramsay	79	12	21	33	17	16	0	0	1	0	70	17.1
16	Ric Seiling	73	16	15	31	28	86	2	3	3	0	118	13.6
5	Mike Ramsey	79	8	22	30	29	102	3	0	2	0	159	5.0
29	Mal Davis	47	17	9	26	-2	26	5	0	5	0	62	27.4
22	Lindy Ruff	39	13	11	24	-3	45	2	0	2	0	71	18.3
3	Hannu Virta	51	1	23	24	-1	16	0	0	0	0	57	1.8
26	Dave Maloney	52	1	21	22	17	41	0	0	0	0	36	2.8
24	Bill Hajt	57	5	13	18	32	14	1	1	0	1	53	9.4
27	Larry Playfair	72	3	14	17	-2	157	0	0	1	0	63	4.8
15	Adam Creighton	30	2	8	10	-7	33	1	0	0	0	20	10.0
23	Gates Orlando	11	3	6	9	3	6	1	0	0	0	22	13.6
31	Dave Fenyves	60	1	8	9	1	27	0	0	0	0	50	2.0
4	Jerry Korab	25	1	6	7	-8	29	0	0	1	0	30	3.3
32	Norm Lacombe	30	2	4	6	-3	25	0	0	0	0	30	6.7
4	Timo Jutila	10	1	5	6	-5	13	1	0	0	0	28	3.6
30	Tom Barrasso	54	0	6	6	0	41	0	0	0	0	0	0.0
19	Jim Wiemer	10	3	2	5	-5	4	2	0	0	0	22	13.6
26	Steve Patrick	14	2	2	4	-3	4	0	0	0	0	12	16.7
13	Jim Schoenfeld	34	0	3	3	-1	28	0	0	0	0	38	0.0
8	Bob Mongrain	8	1	1	2	1	0	0	0	0	0	10	10.0
14	Mike Moller	5	0	2	2	0	0	0	0	0	0	5	0.0
1	Jacques Cloutier	1	0	1	1	0	0	0	0	0	0	1	0.0
28	Bob Sauve	27	0	1	1	0	4	0	0	0	0	0	0.0
21	Claude Verret	3	0	0	0	-2	0	0	0	0	0	5	0.0
8	Real Cloutier	4	0	0	0	-2	0	0	0	0	0	6	0.0

NO.	GOALTENDER	GP	MIN	AVG.	W	L	T	EN	SO	GA	SA	PCT.
30	Tom Barrasso	54	3248	2.66	25	18	10	4	5	144	1274	.887
28	Bob Sauve	27	1564	3.22	13	10	3	1	0	84	581	.855
1	Jacques Cloutier	1	65	3.69	0	0	1	0	0	4	37	.892
	<b>TEAM TOTALS</b>	<b>80</b>	<b>4877</b>	<b>2.92</b>	<b>38</b>	<b>28</b>	<b>14</b>	<b>5</b>	<b>5</b>	<b>237</b>	<b>1892</b>	<b>.875</b>

**1985-86 REGULAR SEASON SCORING**

NO.	PLAYER	GP	G	A	PTS	+/-	PIM	PP	SH	GW	GT	SHOTS	PCT.
25	Dave Andreychuk	80	36	51	87	3	61	12	0	3	0	225	16.0
17	Mike Foligno	79	41	39	80	25	168	7	1	4	0	223	18.4
7	John Tucker	75	31	34	65	0	39	8	0	3	0	146	21.2
6	Phil Housley	79	15	47	62	-9	54	7	0	2	0	180	8.3
11	Gil Perreault	72	21	39	60	-10	28	5	1	3	0	164	12.8
18	Paul Cyr	71	20	31	51	4	120	4	1	2	0	151	13.2
9	Gilles Hamel	77	19	25	44	-27	61	4	3	4	0	158	12.0
22	Lindy Ruff	54	20	12	32	8	158	5	1	4	0	131	15.3
5	Mike Ramsey	76	7	21	28	1	117	1	0	1	1	154	4.5
3	Hannu Virta	47	5	23	28	2	16	1	0	0	0	81	6.2
23	Gates Orlando	61	13	12	25	-7	29	1	2	1	0	70	18.6
16	Ric Seiling	69	12	13	25	-5	74	0	0	1	0	85	14.1
4	Steve Dykstra	65	4	21	25	1	108	1	1	0	0	70	5.7
15	Doug Smith	30	10	11	21	2	73	3	1	3	0	72	13.9
12	Sean McKenna	45	6	12	18	-8	28	1	0	2	0	83	7.2
24	Bill Hajt	58	1	16	17	17	25	0	0	0	0	42	2.4
32	Norm Lacombe	25	6	7	13	9	13	3	0	2	0	38	15.8
26	Pat Hughes	50	4	9	13	-6	25	0	0	0	0	51	7.8
14	Mikael Andersson	33	1	9	10	0	4	0	0	0	0	13	7.7
19	Bob Halkidis	37	1	9	10	-3	115	0	0	0	0	19	5.3
21	Richie Dunn	29	4	5	9	-5	25	4	0	0	0	55	7.3
20	Don Lever	29	7	1	8	-5	6	0	1	1	0	31	22.6
8	Dave Fenyves	47	0	7	7	12	37	0	0	0	0	31	0.0
12	Jody Gage	7	3	2	5	-3	0	3	0	0	0	18	16.7
26	Phil Russell	12	2	3	5	-8	12	0	0	0	0	15	



**1986-87 28-44-8, 5TH PLACE - ADAMS DIVISION**

Oct. 9	@ Winnipeg	2-3	L	Jan. 8	@ Minnesota	4-5	L*
Oct. 11	@ Toronto	5-5	T	Jan. 10	@ Los Angeles	8-5	W
Oct. 12	Calgary	2-4	L	Jan. 14	@ Montreal	3-3	T
Oct. 15	Montreal	0-0	T	Jan. 17	@ Montreal	2-4	L
Oct. 17	Pittsburgh	3-7	L	Jan. 18	Edmonton	6-5	W*
Oct. 18	@ Washington	4-2	W	Jan. 20	@ Minnesota	0-5	L
Oct. 22	@ Pittsburgh	4-5	L*	Jan. 23	Washington	2-3	L
Oct. 24	Hartford	4-5	L	Jan. 24	@ Washington	6-3	W
Oct. 25	@ Hartford	2-3	L	Jan. 26	@ Boston	2-6	L
Oct. 29	@ Montreal	2-5	L	Jan. 28	Philadelphia	4-7	L
Nov. 1	@ New Jersey	3-1	W	Jan. 30	Quebec	3-1	W
Nov. 2	@ Boston	7-1	W	Feb. 1	Detroit	6-1	W
Nov. 5	Boston	8-3	W	Feb. 4	@ Hartford	3-1	W
Nov. 7	Vancouver	6-7	L	Feb. 7	@ Quebec	2-5	L
Nov. 9	NY Islanders	3-4	L	Feb. 8	Chicago	7-4	W
Nov. 12	@ NY Rangers	1-2	L*	Feb. 14	@ NY Islanders	5-1	W
Nov. 15	@ Montreal	2-4	L	Feb. 18	Boston	4-3	W
Nov. 19	Boston	4-4	T	Feb. 20	@ NY Rangers	6-3	W
Nov. 21	Quebec	1-6	L	Feb. 22	Hartford	5-3	W
Nov. 22	@ Quebec	1-3	L	Feb. 24	NY Rangers	3-6	L
Nov. 26	@ Hartford	0-3	L	Feb. 26	St. Louis	4-3	W
Nov. 28	Boston	4-3	W	Feb. 28	@ Boston	1-5	L
Nov. 29	@ Boston	2-6	L	Mar. 1	Vancouver	2-4	L
Dec. 2	Minnesota	4-5	L	Mar. 3	@ Philadelphia	2-4	L
Dec. 5	St. Louis	5-6	L	Mar. 5	New Jersey	6-4	W
Dec. 6	@ New Jersey	3-4	L	Mar. 7	@ Hartford	5-5	T
Dec. 9	@ Detroit	5-5	T	Mar. 8	Quebec	5-1	W
Dec. 10	@ Chicago	3-6	L	Mar. 11	@ Los Angeles	3-2	W
Dec. 13	@ Quebec	0-7	L	Mar. 13	@ Vancouver	4-6	L
Dec. 14	Hartford	4-3	W	Mar. 14	@ Edmonton	3-5	L
Dec. 17	@ Hartford	3-4	L	Mar. 17	@ Calgary	2-6	L
Dec. 19	Montreal	3-2	W	Mar. 20	Montreal	2-3	L
Dec. 20	@ Toronto	4-5	L*	Mar. 22	Detroit	3-2	W
Dec. 23	Philadelphia	2-1	W	Mar. 24	Toronto	5-6	L
Dec. 26	Pittsburgh	3-3	T	Mar. 26	Los Angeles	3-5	L
Dec. 28	Calgary	1-4	L	Mar. 28	@ Montreal	3-6	L
Dec. 31	Chicago	5-2	W	Mar. 29	Edmonton	2-3	L
Jan. 2	Winnipeg	3-6	L	Apr. 2	@ St. Louis	3-5	L
Jan. 4	Quebec	7-2	W	Apr. 4	@ NY Islanders	6-6	T
Jan. 7	@ Winnipeg	4-2	W	Apr. 5	Hartford	6-0	W

\* - overtime decision

**1987-88 37-32-11, 3RD PLACE - ADAMS DIVISION**

Oct. 8	Minnesota	2-2	T	Jan. 8	Hartford	3-1	W
Oct. 10	@ Montreal	3-6	L	Jan. 10	NY Rangers	4-3	W
Oct. 11	Washington	6-5	W	Jan. 12	@ St. Louis	4-2	W
Oct. 13	@ Pittsburgh	3-8	L	Jan. 14	@ Philadelphia	1-3	L
Oct. 16	Quebec	2-2	T	Jan. 16	@ Boston	1-5	L
Oct. 17	@ Quebec	6-3	W	Jan. 17	NY Islanders	5-2	W
Oct. 21	Hartford	3-5	L	Jan. 20	Boston	5-3	W
Oct. 23	Montreal	5-3	W	Jan. 22	New Jersey	7-3	W
Oct. 24	@ Pittsburgh	3-5	L	Jan. 23	@ Washington	3-3	T
Oct. 28	@ Hartford	2-2	T	Jan. 25	@ New Jersey	5-2	W
Oct. 30	Los Angeles	5-1	W	Jan. 27	Montreal	1-4	L
Nov. 1	Chicago	5-3	W	Jan. 29	NY Islanders	2-5	L
Nov. 4	@ Los Angeles	5-4	W	Jan. 31	Winnipeg	4-4	T
Nov. 7	@ Edmonton	0-5	L	Feb. 2	@ Quebec	6-3	W
Nov. 8	@ Calgary	6-3	W	Feb. 5	Toronto	5-2	W
Nov. 11	@ Vancouver	4-4	T	Feb. 6	@ NY Islanders	4-6	L
Nov. 13	Minnesota	4-5	L	Feb. 12	@ Winnipeg	5-7	L
Nov. 15	Toronto	5-4	W	Feb. 14	@ Chicago	3-4	L*
Nov. 18	@ Hartford	1-9	L	Feb. 16	@ St. Louis	3-0	W
Nov. 20	Washington	5-3	W	Feb. 19	Philadelphia	4-5	L
Nov. 22	Los Angeles	5-8	L	Feb. 21	Quebec	5-6	L
Nov. 25	@ Philadelphia	2-5	L	Feb. 25	St. Louis	5-2	W
Nov. 27	Hartford	2-4	L	Feb. 27	@ Hartford	4-3	W
Nov. 29	Edmonton	2-5	L	Feb. 28	Winnipeg	5-3	W
Dec. 3	Quebec	6-3	W	Mar. 1	@ Detroit	0-4	L
Dec. 5	@ Hartford	1-2	L	Mar. 4	NY Rangers	6-3	W
Dec. 6	Vancouver	1-5	L	Mar. 6	Boston	3-0	W
Dec. 9	@ Chicago	6-2	W	Mar. 9	@ Minnesota	6-2	W
Dec. 12	@ Boston	3-3	T	Mar. 12	@ Calgary	4-10	L
Dec. 13	Calgary	1-7	L	Mar. 13	@ Vancouver	7-5	W
Dec. 18	Montreal	2-2	T	Mar. 15	@ Edmonton	4-6	L
Dec. 19	@ Montreal	2-1	W	Mar. 19	@ Boston	4-3	W
Dec. 22	@ Boston	0-9	L	Mar. 20	Boston	2-6	L
Dec. 23	@ Detroit	5-2	W	Mar. 22	@ NY Rangers	3-2	W
Dec. 27	Pittsburgh	3-3	T	Mar. 25	New Jersey	2-2	T
Dec. 29	@ Quebec	1-5	L	Mar. 27	Detroit	3-5	L
Dec. 31	Boston	0-2	L	Mar. 29	@ Quebec	3-1	W
Jan. 2	@ Toronto	6-4	W	Mar. 31	Hartford	3-2	W
Jan. 3	Quebec	2-1	W	Apr. 2	@ Montreal	4-9	L
Jan. 6	@ Montreal	6-5	W	Apr. 3	Montreal	4-4	T

\* - overtime decision

**1986-87 REGULAR SEASON SCORING**

NO.	PLAYER	GP	G	A	PTS	+/-	PIM	PP	SH	GW	GT	SHOTS	PCT.
25	Dave Andreychuk	77	25	48	73	2	46	13	0	2	1	255	9.8
6	Phil Housley	78	21	46	67	-2	57	8	1	2	0	202	10.4
21	Christian Ruuttu	76	22	43	65	9	62	3	1	1	1	167	13.2
17	Mike Foligno	75	30	29	59	13	176	11	1	5	0	185	16.2
7	John Tucker	54	17	34	51	-3	21	4	0	0	1	104	16.3
38	Adam Creighton	56	18	22	40	4	26	6	0	3	0	109	16.5
15	Doug Smith	62	16	24	40	-	106	7	0	2	0	158	10.1
5	Mike Ramsey	80	8	31	39	1	109	2	1	0	0	154	5.2
27	Wilf Paiement	56	20	17	37	2	108	2	0	3	0	117	17.1
18	Paul Cyr	73	11	16	27	-16	122	0	0	1	0	131	8.4
39	Clark Gillies	61	10	17	27	0	81	1	0	2	0	106	9.4
9	Scott Arniel	63	11	14	25	-1	59	0	0	3	0	90	12.2
28	Tom Kurvers	55	6	17	23	-10	24	1	0	1	0	71	8.5
22	Lindy Ruff	50	6	14	20	-12	74	0	1	1	0	95	6.3
12	Ken Priestlay	34	11	6	17	3	8	3	0	0	0	49	22.4
11	Gil Perreault	20	9	7	16	-2	6	1	0	1	0	35	25.7
34	Jim Korn	52	4	10	14	-3	158	0	0	0	0	35	11.4
37	Shawn Anderson	41	2	11	13	0	23	0	0	0	0	26	7.7
32	Norm Lacombe	39	4	7	11	-9	8	1	0	0	1	48	8.3
26	Bob Logan	22	7	3	10	5	0	1	0	0	0	22	31.8
65	Mark Napier	15	5	5	10	-5	0	1	0	0	0	40	12.5
23	Gates Orlando	27	2	8	10	-6	16	0	0	0	0	24	8.3
31	Joe Reekie	56	1	8	9	6	82	0	0	0	0	56	1.8
29	Jeff Parker	15	3	3	6	1	7	0	0	0	0	10	30.0
20	Mike Hartman	17	3	3	6	2	69	0	0	0	0	19	15.8
20	Don Lever	10	3	2	5	-3	4	3	0	1	0	8	37.5
40	Uwe Krupp	26	1	4	5	-9	23	0	0	0	0	34	2.9
16	Paul Brydges	15	2	2	4	4	6	0	0	0	0	8	25.0
29	Mark Ferner	13	0	3	3	2	9	0	0	0	0	5	0.0
14	Mikael Andersson	16	0	3	3	-2	0	0	0	0	0	6	0.0
19	Bob Halkidis	6	1	1	2	3	19	0	0	0	0	4	25.0
26	Phil Russell	6	0	2	2	0	12	0	0	0	0	2	0.0
33	Lee Fogolin	9	0	2	2	-2	8	0	0	0	0	5	0.0
24	Bill Hajt	23	0	2	2	0	4	0	0	0	0	11	0.0
1	Jacques Cloutier	40	0	2	2	0	10	0	0	0	0	0	0.0
8	Dave Fenyves	7	1	0	1	-3	0	0	0	0	0	3	33.3
3	Richie Dunn	2	0	1	1	2	2	0	0	0	0	1	0.0
4	Steve Dykstra	37	0	1	1	-7	179	0	0	0	0	21	0.0
30	Tom Barrasso	46	0	1	1	0	22	0	0	0	0	0	0.0
8	Richard Hajdu	2	0	0	0	1	0	0	0	0	0	1	0.0
19	Doug Trapp	2	0	0	0	0	0	0	0	0	0	1	0.0
35	Daren Puppa	3	0	0	0	0	2	0	0	0	0	0	0.0
3	Jim Hofford	12	0	0	0	-1	40	0	0	0	0	8	0.0
NO.	GOALTENDER	GP	MIN	AVG.	W	L	T	EN	SO	GA	SA	PCT.	
30	Tom Barrasso	46	2501	3.65	17	23	2	4	2	152	1202	.873	
1	Jacques Cloutier	40	2167	3.79	11	19	5	1	0	137	1035	.868	
35	Daren Puppa	3	185	4.22	0	2	1	0	0	13	80	.835	
TEAM TOTALS		80	4853	3.81	28	44	8	6	2	308	2317	.867	

**1987-88 REGULAR SEASON SCORING**

NO.	PLAYER	GP	G	A	PTS	+/-	PIM	PP	SH	GW	GT	SHOTS	PCT.
25	Dave Andreychuk	80	30	48	78	1	112	15	0	5	0	253	11.9
21	Christian Ruuttu	73	26	45	71	-3	85	8	1	4	0	185	14.1
6	Phil Housley	74	29	37	66	-17	96	6	0	1	1	231	12.6
23	Ray Sheppard	74	38	27	65	-6	14	15	0	5	2	173	22.0
17	Mike Foligno	74	29	28	57	-11	220	10	0	7	1	159	18.2
77	Pierre Turgeon	76	14	28	42	-8	34	8	0	3	0	101	13.9
3	Calle Johansson	71	4	38	42	12	37	2	0	0	0	93	4.3
9	Scott Arniel	73	17	23	40	8	61	0	3	2	0	111	15.3
7	John Tucker	45	19	19	38	4	20	6	0	0	1	93	20.4
15	Doug Smith	70	9	19	28	-10	117	1	0	0	0	136	6.6
38	Adam Creighton	36	10	17	27	7	87	4	0	1	0	61	16.4
22	Lindy Ruff	77	2	23	25	-9	179	0	0	0	0	106	1.9
14	Mikael Andersson	37	3	20	23	7	10	0	1	1	0	34	8.8
5	Mike Ramsey	63	5	16	21	6	77	1	0	0	0	94	5.3
65	Mark Napier	47	10	8	18	-3	8	0	1	2	0	81	12.3
12	Ken Priestlay	33	5	12	17	-4	35	1	1	0	0	63	7.9
16	Mike Donnelly	40	6	8	14	-1	44	0	0	0	0	69	8.7
40	Uwe Krupp	75											



**1988-89 38-35-7, 3RD PLACE - ADAMS DIVISION**

Oct. 6	Montreal	3-2	W	Jan. 6	@ New Jersey	4-5	L
Oct. 8	@ Washington	2-6	L	Jan. 7	@ Toronto	6-1	W
Oct. 9	@ Philadelphia	3-4	L*	Jan. 12	@ Chicago	6-5	W
Oct. 12	Pittsburgh	5-5	W	Jan. 14	@ Quebec	1-1	T
Oct. 14	@ Quebec	8-4	W	Jan. 15	Calgary	3-2	W
Oct. 16	Quebec	3-5	L	Jan. 18	Minnesota	3-3	T
Oct. 19	@ Toronto	2-4	L	Jan. 21	@ Boston	6-5	W*
Oct. 21	Montreal	5-3	W	Jan. 22	Boston	6-4	W
Oct. 22	@ Montreal	3-4	L	Jan. 25	@ Detroit	6-3	W
Oct. 25	@ New Jersey	7-4	W	Jan. 27	Montreal	4-2	W
Oct. 26	Hartford	1-7	L	Jan. 28	@ Montreal	1-2	L
Oct. 29	@ Boston	3-3	T	Jan. 31	@ Hartford	5-3	W
Oct. 30	Boston	3-3	T	Feb. 2	@ St. Louis	3-7	L
Nov. 2	NY Rangers	6-4	W	Feb. 4	@ Los Angeles	3-5	L
Nov. 4	@ Edmonton	3-7	L	Feb. 9	@ Hartford	2-5	L
Nov. 5	@ Calgary	0-9	L	Feb. 10	Vancouver	4-5	L
Nov. 9	Calgary	3-2	W	Feb. 12	St. Louis	5-2	W
Nov. 12	@ NY Islanders	3-0	W	Feb. 14	@ Pittsburgh	3-7	L
Nov. 13	Edmonton	4-5	L*	Feb. 15	New Jersey	5-3	W
Nov. 16	@ Chicago	2-3	L	Feb. 17	Pittsburgh	5-1	W
Nov. 19	@ Los Angeles	4-5	L	Feb. 19	Detroit	8-4	W
Nov. 22	@ Vancouver	2-4	L	Feb. 22	NY Islanders	7-5	W
Nov. 25	Chicago	5-4	W*	Feb. 24	Winnipeg	5-4	W
Nov. 27	Philadelphia	7-3	W	Feb. 25	@ Montreal	1-6	L
Nov. 30	Quebec	6-2	W	Mar. 1	Los Angeles	4-5	L
Dec. 2	Hartford	1-6	L	Mar. 4	@ Quebec	2-6	L
Dec. 3	@ Montreal	2-3	L*	Mar. 5	Quebec	2-8	L
Dec. 6	@ Hartford	0-9	L	Mar. 8	@ NY Rangers	2-0	W
Dec. 8	@ Boston	4-2	W	Mar. 11	@ Boston	6-6	T
Dec. 11	Washington	4-6	L	Mar. 12	Boston	3-2	W
Dec. 14	@ Winnipeg	3-4	L	Mar. 16	@ Hartford	6-1	W
Dec. 15	@ Minnesota	2-2	T	Mar. 18	@ Minnesota	0-3	L
Dec. 19	Edmonton	5-5	T	Mar. 20	@ Winnipeg	4-1	W
Dec. 21	@ NY Rangers	5-2	W	Mar. 22	St. Louis	1-2	L
Dec. 23	Toronto	5-2	W	Mar. 24	Vancouver	5-2	W
Dec. 26	Boston	2-1	W	Mar. 25	@ Quebec	1-4	L
Dec. 28	Detroit	4-1	W	Mar. 28	Hartford	4-2	W
Dec. 30	@ Washington	3-5	L	Mar. 30	Montreal	2-4	L
Dec. 31	Philadelphia	2-3	L	Apr. 1	@ NY Islanders	4-3	W
Jan. 4	Hartford	4-5	L*	Apr. 2	Quebec	4-2	W

\* - overtime decision

**1989-90 45-27-8, 2ND PLACE - ADAMS DIVISION**

Oct. 5	Quebec	4-3	W	Jan. 2	@ New Jersey	3-5	L
Oct. 7	@ Montreal	1-5	L	Jan. 6	@ Montreal	3-6	L
Oct. 8	Minnesota	2-2	T	Jan. 7	@ Boston	1-2	L
Oct. 11	@ Toronto	7-1	W	Jan. 11	@ Calgary	3-5	L
Oct. 13	Hartford	4-1	W	Jan. 13	@ Vancouver	5-3	W
Oct. 14	@ Detroit	2-6	L	Jan. 16	@ Los Angeles	4-2	W
Oct. 18	@ Hartford	1-2	L	Jan. 19	Washington	3-6	L
Oct. 20	Montreal	6-2	W	Jan. 23	@ Philadelphia	3-2	W
Oct. 21	@ Pittsburgh	4-2	W	Jan. 24	@ Chicago	3-2	W
Oct. 25	@ Minnesota	2-4	L	Jan. 26	Chicago	2-4	L
Oct. 27	Toronto	6-5	W*	Jan. 28	Pittsburgh	7-2	W
Oct. 29	Boston	4-3	W	Jan. 30	@ Quebec	5-2	W
Nov. 2	@ Montreal	4-3	W	Jan. 31	Quebec	6-3	W
Nov. 4	@ Boston	3-3	T	Feb. 3	@ Montreal	0-1	L
Nov. 5	Los Angeles	5-3	W	Feb. 4	NY Islanders	0-1	L
Nov. 8	@ Hartford	6-3	W	Feb. 7	Montreal	3-1	W
Nov. 10	Vancouver	4-2	W	Feb. 9	NY Rangers	3-2	W
Nov. 12	Edmonton	6-5	W	Feb. 11	@ St. Louis	2-4	L
Nov. 16	@ Calgary	4-4	T	Feb. 13	@ Chicago	1-4	L
Nov. 17	@ Edmonton	0-3	L	Feb. 16	Montreal	5-3	W
Nov. 19	@ Vancouver	2-2	T	Feb. 18	Hartford	4-6	L
Nov. 22	NY Rangers	4-1	W	Feb. 20	@ Winnipeg	4-3	W*
Nov. 25	@ Quebec	3-2	W	Feb. 21	@ Edmonton	3-7	L
Nov. 26	Hartford	4-2	W	Feb. 23	Hartford	7-3	W
Nov. 28	@ Hartford	4-2	W	Feb. 25	Winnipeg	3-1	W
Nov. 30	@ Boston	1-5	L	Feb. 27	@ St. Louis	1-4	L
Dec. 1	New Jersey	6-4	W	Mar. 3	@ Quebec	3-3	T
Dec. 3	St. Louis	4-3	W	Mar. 4	Quebec	5-3	W
Dec. 5	@ NY Islanders	0-3	L	Mar. 6	@ Washington	1-1	T
Dec. 7	@ Philadelphia	3-4	L*	Mar. 8	@ Boston	10-4	W
Dec. 10	Washington	4-3	W	Mar. 10	@ Hartford	5-0	W
Dec. 13	Boston	2-4	L	Mar. 14	Los Angeles	5-6	L*
Dec. 16	@ Boston	3-1	W	Mar. 16	Toronto	3-4	L
Dec. 17	Philadelphia	4-3	W	Mar. 18	Winnipeg	4-3	W*
Dec. 20	@ NY Rangers	2-2	T	Mar. 21	Calgary	5-4	W
Dec. 22	Montreal	2-2	T	Mar. 25	New Jersey	3-4	L
Dec. 23	@ Quebec	6-5	W	Mar. 27	@ Detroit	6-5	W
Dec. 26	Detroit	6-3	W	Mar. 29	Minnesota	4-2	W
Dec. 29	Boston	3-4	L*	Mar. 31	@ Pittsburgh	3-2	W*
Dec. 31	NY Islanders	2-4	L	Apr. 1	Quebec	5-2	W

\* - overtime decision

**1988-89 REGULAR SEASON SCORING**

NO.	PLAYER	GP	G	A	PTS	+/-	PIM	PP	SH	GW	GT	SHOTS	PCT.
77	Pierre Turgeon	80	34	54	88	-3	26	19	0	5	0	182	18.7
6	Phil Housley	72	26	44	70	6	47	5	0	3	0	178	14.6
21	Christian Ruuttu	67	14	46	60	13	98	5	0	1	0	149	9.4
25	Dave Andreychuk	56	28	24	52	1	40	7	0	3	0	145	19.3
17	Mike Foligno	75	27	22	49	-7	156	11	0	5	1	144	18.8
8	Doug Bodger	61	7	40	47	9	52	6	0	1	0	134	5.2
33	Benoit Hogue	69	14	30	44	-4	120	1	2	0	0	114	12.3
7	John Tucker	60	13	31	44	-4	31	3	0	1	0	94	13.8
23	Ray Sheppard	67	22	21	43	-7	15	7	0	4	1	147	14.8
9	Scott Arniel	80	18	23	41	10	46	0	2	3	1	122	14.8
22	Rick Vaive	28	19	13	32	7	64	7	0	3	0	81	23.5
65	Mark Napier	66	11	17	28	-4	33	0	2	1	0	92	12.0
29	Jeff Parker	57	9	9	18	3	82	0	0	2	0	78	11.5
19	Kevin Maguire	60	8	10	18	9	241	0	0	2	0	35	22.9
4	Uwe Krupp	70	5	13	18	0	55	0	1	0	0	51	9.8
20	Mike Hartman	70	8	9	17	8	316	1	0	0	0	91	8.8
38	Adam Creighton	24	7	10	17	-5	44	3	0	1	0	42	16.7
22	Lindy Ruff	63	6	11	17	-17	86	0	0	0	0	69	8.7
5	Mike Ramsey	56	2	14	16	5	84	0	0	1	0	63	3.2
3	Calle Johansson	47	2	11	13	-7	33	0	0	1	0	53	3.8
37	Shawn Anderson	33	2	10	12	3	18	2	0	0	0	26	7.7
16	Mike Donnelly	22	4	6	10	-1	10	0	0	0	0	25	16.0
3	Grant Ledyard	13	1	5	6	1	8	0	0	1	0	25	4.0
55	Joe Reekie	15	1	3	4	6	26	1	0	0	0	14	7.1
31	Daren Puppa	37	0	4	4	---	21	0	0	0	0	0	0.0
30	Tom Barrasso	10	0	3	3	---	21	0	0	0	0	0	0.0
27	Larry Playfair	42	0	3	3	-10	110	0	0	0	0	6	0.0
56	Ken Priestlay	15	2	0	2	-8	2	0	0	0	0	20	10.0
32	Scott Metcalfe	9	1	1	2	-1	13	0	0	0	0	11	9.1
36	Jan Ludvig	13	0	2	2	-1	39	0	0	0	0	11	0.0
1	Jacques Cloutier	36	0	2	2	---	6	0	0	0	0	0	0.0
26	Richie Dunn	4	0	1	1	-1	2	0	0	0	0	2	0.0
14	Mikael Andersson	14	0	1	1	-1	4	0	0	0	0	12	0.0
18	Bob Halkidis	16	0	1	1	-1	66	0	0	0	0	9	0.0
39	Trent Kaese	1	0	0	0	0	0	0	0	0	0	5	0.0
28	Mark Ferner	2	0	0	0	-2	2	0	0	0	0	0	0.0
34	Darren Eliot	2	0	0	0	---	0	0	0	0	0	0	0.0
26	Darrin Shannon	3	0	0	0	-2	0	0	0	0	0	0	0.0
24	Steve Smith	3	0	0	0	0	0	0	0	0	0	2	0.0
35	Darcy Wakaluk	6	0	0	0	---	0	0	0	0	0	0	0.0
30	Clint Malarchuk	7	0	0	0	---	6	0	0	0	0	0	0.0
44	Brad Miller	7	0	0	0	-1	6	0	0	0	0	0	0.0
<b>NO. GOALTENDER</b>	<b>GP</b>	<b>MIN</b>	<b>AVG.</b>	<b>W</b>	<b>L</b>	<b>T</b>	<b>EN</b>	<b>SO</b>	<b>GA</b>	<b>SA</b>	<b>PCT.</b>		
31	Daren Puppa	37	1908	3.36	17	10	6	1	1	107	961	.889	
1	Jacques Cloutier	36	1786	3.63	15	14	0	1	0	108	857	.874	
30	Clint Malarchuk	7	326	2.39	3	1	0	1	0	13	142	.908	
30	Tom Barrasso	10	545	4.95	2	7	0	1	0	45	285	.842	
35	Darcy Wakaluk	6	214	4.21	1	3	0	1	0	15	90	.831	
34	Darren Eliot	2	67	6.27	0	0	0	0	0	7	43	.837	
<b>TEAM TOTALS</b>	<b>80</b>	<b>4855</b>	<b>3.70</b>	<b>38</b>	<b>35</b>	<b>7</b>	<b>4</b>	<b>2</b>	<b>299</b>	<b>2378</b>	<b>.874</b>		

**1989-90 REGULAR SEASON SCORING**

NO.	PLAYER	GP	G	A	PTS	+/-	PIM	PP	SH	GW	GT	SHOTS	PCT.
77	Pierre Turgeon	80	40	66	106	10	29	17	1	10	1	193	20.7
25	Dave Andreychuk	73	40	42	82	6	42	18	0	3	0	206	19.4
6	Phil Housley	80	21	60	81	11	32	8	1	4	0	201	10.4
21	Christian Ruuttu	75	19	41	60	9	66	4	1	2	1	160	11.9
22	Rick Vaive	70	29	19	48	9	74	8	0	4	0	195	14.9
8	Doug Bodger	71	12	36	48	0	64	8	0	1	0	167	7.2
89	Alexander Mogilyny	65	15	28	43	8	16	4	0	2	1	130	11.5
17	Mike Foligno	61	15	25	40	13	99	3	0	1	1	107	14.0
9	Scott Arniel	79	18	14	32	4	77	1	1	4	0	123	14.6
18	Dave Snuggerud	80	14	16	30	8	41	1	2	2	0	120	11.7
5	Mike Ramsey	73	4	21	25	21	47	1	0	2	0	91	4.4
4	Uwe Krupp	74	3	20	23	15	85	0	1	1	0	69	4.3
20	Mike Hartman	60	11	10	21	-10	211	2	0	3	0	97	11.3
33	Benoit Hogue	45	11	7	18	0	79	1	0	1	0	73	15.1
19	Kevin Maguire	61	6										



**1990-91 31-30-19, 3RD PLACE - ADAMS DIVISION**

Oct. 4	Montreal	3-3	T	Jan. 4	Winnipeg	4-1	W
Oct. 6	@ Montreal	5-6	L	Jan. 8	@ Vancouver	3-3	T
Oct. 10	@ Hartford	3-4	L	Jan. 10	@ Los Angeles	2-5	L
Oct. 12	Quebec	2-4	L	Jan. 12	@ Minnesota	5-3	W
Oct. 13	@ Quebec	4-4	T	Jan. 14	@ Toronto	9-3	W
Oct. 17	Montreal	3-4	L	Jan. 16	Detroit	5-3	W
Oct. 19	Pittsburgh	4-4	T	Jan. 22	Boston	6-4	W
Oct. 20	@ NY Islanders	3-1	W	Jan. 24	@ Chicago	5-4	W
Oct. 25	@ New Jersey	1-5	L	Jan. 26	@ Montreal	1-4	L
Oct. 27	@ Toronto	3-1	W	Jan. 27	Calgary	4-5	L
Oct. 28	Hartford	5-0	W	Jan. 29	@ St. Louis	3-8	L
Oct. 31	Boston	3-3	T	Jan. 31	Quebec	1-4	L
Nov. 3	@ Boston	4-1	W	Feb. 3	Edmonton	2-3	L
Nov. 4	Calgary	2-1	W	Feb. 6	St. Louis	4-5	L*
Nov. 7	@ NY Rangers	2-6	L	Feb. 8	Los Angeles	4-4	T
Nov. 9	Vancouver	7-1	W	Feb. 10	@ Winnipeg	2-0	W
Nov. 10	@ Washington	4-2	W	Feb. 12	@ Quebec	4-4	T
Nov. 14	@ Los Angeles	2-4	L	Feb. 13	Minnesota	6-6	T
Nov. 16	@ Edmonton	2-4	L	Feb. 15	Montreal	2-2	T
Nov. 17	@ Calgary	3-3	T	Feb. 17	Toronto	0-3	L
Nov. 21	NY Rangers	5-5	T	Feb. 19	@ Pittsburgh	3-6	L
Nov. 23	Edmonton	3-2	W*	Feb. 23	Hartford	5-4	W
Nov. 26	@ NY Rangers	0-5	L	Feb. 24	Hartford	5-5	T
Nov. 28	@ Montreal	2-1	W	Feb. 26	@ NY Islanders	1-1	T
Dec. 1	@ Quebec	2-4	L	Feb. 28	@ Quebec	5-1	W
Dec. 2	Detroit	3-3	T	Mar. 2	@ Boston	7-4	W
Dec. 6	@ Philadelphia	4-3	W	Mar. 6	New Jersey	3-3	T
Dec. 7	Hartford	3-4	L*	Mar. 8	Chicago	3-5	L
Dec. 9	Boston	2-3	L	Mar. 10	Vancouver	5-7	L
Dec. 11	@ Detroit	3-8	L	Mar. 12	@ Minnesota	2-5	L
Dec. 14	Pittsburgh	3-4	L	Mar. 13	@ Winnipeg	6-2	W
Dec. 16	St. Louis	3-5	L	Mar. 16	@ Montreal	4-6	L
Dec. 18	@ Hartford	4-3	W*	Mar. 17	Hartford	6-1	W
Dec. 20	@ Boston	1-4	L	Mar. 20	Montreal	3-2	W*
Dec. 23	Quebec	10-3	W	Mar. 23	@ Boston	3-6	L
Dec. 26	Boston	3-3	T	Mar. 24	Philadelphia	6-2	W
Dec. 28	Chicago	5-0	W	Mar. 26	@ Washington	4-2	W
Dec. 29	@ New Jersey	4-4	T	Mar. 28	Quebec	4-4	T
Dec. 31	Philadelphia	5-2	W	Mar. 30	@ Hartford	5-5	T
Jan. 2	NY Islanders	5-4	W	Mar. 31	Washington	5-2	W

\* - overtime decision

**1991-92 31-37-12, 3RD PLACE - ADAMS DIVISION**

Oct. 4	Pittsburgh	4-5	L	Jan. 8	Quebec	4-2	W
Oct. 5	@ Washington	1-3	L	Jan. 10	Edmonton	8-2	W
Oct. 9	Boston	4-4	T	Jan. 12	NY Rangers	6-3	W
Oct. 12	@ Quebec	5-4	W	Jan. 14	@ NY Rangers	2-6	L
Oct. 13	Vancouver	1-3	L	Jan. 15	@ New Jersey	8-8	T
Oct. 16	@ Montreal	1-5	L	Jan. 21	@ St. Louis	4-5	L
Oct. 18	Montreal	3-1	W	Jan. 23	@ Pittsburgh	5-4	W*
Oct. 19	@ Hartford	1-4	L	Jan. 25	@ Montreal	4-3	W
Oct. 25	San Jose	3-1	W	Jan. 26	Winnipeg	5-2	W
Oct. 27	Hartford	5-1	W	Jan. 29	@ Detroit	4-4	T
Oct. 30	@ Detroit	1-3	L	Jan. 31	Montreal	5-3	W
Nov. 1	Montreal	1-5	L	Feb. 1	@ Boston	2-2	T
Nov. 2	@ Montreal	0-5	L	Feb. 4	Washington	7-3	W
Nov. 7	@ Philadelphia	2-5	L	Feb. 7	Minnesota	0-2	L
Nov. 8	Philadelphia	4-3	W*	Feb. 9	Los Angeles	4-5	L
Nov. 12	@ San Jose	7-1	W	Feb. 11	@ Hartford	1-5	L
Nov. 14	@ Los Angeles	2-2	T	Feb. 12	Detroit	4-9	L
Nov. 16	@ Calgary	5-4	W	Feb. 14	San Jose	7-6	W
Nov. 20	Boston	3-1	W	Feb. 16	Hartford	5-4	W
Nov. 22	Chicago	2-0	W	Feb. 19	@ Vancouver	5-6	L
Nov. 23	@ Boston	4-7	L	Feb. 23	@ Edmonton	2-5	L
Nov. 27	Quebec	4-4	T	Feb. 25	@ Calgary	5-3	W
Nov. 29	NY Rangers	4-5	L*	Feb. 29	@ Pittsburgh	2-5	L
Nov. 30	@ Quebec	3-4	L	Mar. 1	Chicago	1-3	L
Dec. 4	@ Winnipeg	4-5	L	Mar. 3	@ Quebec	4-4	T
Dec. 7	@ Hartford	6-6	T	Mar. 6	New Jersey	5-4	W
Dec. 8	Calgary	2-4	L	Mar. 8	NY Islanders	2-6	L
Dec. 11	St. Louis	3-6	L	Mar. 11	Boston	6-3	W
Dec. 13	Hartford	4-8	L	Mar. 14	@ NY Islanders	1-4	L
Dec. 14	@ Montreal	2-4	L	Mar. 15	Quebec	6-4	W
Dec. 18	Washington	2-2	T	Mar. 17	@ Minnesota	1-3	L
Dec. 20	Edmonton	4-4	T	Mar. 19	@ Los Angeles	8-2	W
Dec. 21	@ Toronto	4-1	W	Mar. 22	@ Chicago	6-2	W
Dec. 23	@ Hartford	3-4	L	Mar. 25	Toronto	5-2	W
Dec. 27	Boston	8-1	W	Mar. 28	@ Boston	3-4	L*
Dec. 28	@ New Jersey	0-3	L	Mar. 29	Hartford	2-2	T
Dec. 31	St. Louis	4-3	W	Mar. 31	@ Minnesota	3-5	L
Jan. 3	NY Islanders	5-2	W	Apr. 12	Montreal	3-1	W
Jan. 4	@ Boston	2-4	L	Apr. 14	@ Quebec	3-7	L
Jan. 7	@ Philadelphia	5-5	T	Apr. 15	Quebec	3-4	L

\* - overtime decision

**1990-91 REGULAR SEASON SCORING**

NO.	PLAYER	GP	G	A	PTS	+/-	PIM	PP	SH	GW	GT	SHOTS	PCT.
10	Dale Hawerchuk	80	31	58	89	2	32	12	0	1	1	194	16.0
77	Pierre Turgeon	78	32	47	79	14	26	13	2	3	0	174	18.4
25	Dave Andreychuk	80	36	33	69	11	32	13	0	4	3	234	15.4
89	Alexander Mogilny	62	30	34	64	14	16	3	3	5	0	201	14.9
22	Rick Vaive	71	25	27	52	11	74	9	0	3	1	155	16.1
21	Christian Ruutu	77	16	34	50	-6	96	2	3	1	1	155	10.3
33	Benoit Hogue	76	19	28	47	-8	74	1	0	2	2	134	14.2
4	Uwe Krupp	74	12	32	44	14	66	6	0	0	2	138	8.7
3	Grant Ledyard	60	8	23	31	13	46	2	1	1	1	118	6.8
8	Doug Bodger	58	5	23	28	-8	54	2	0	0	0	139	3.6
18	Dave Snuggerud	80	9	15	24	-13	32	0	4	2	0	128	7.0
42	Mikko Makela	60	15	7	22	-2	25	2	2	1	1	62	24.2
5	Mike Ramsey	71	6	14	20	14	46	0	0	1	0	87	6.9
32	Rob Ray	66	8	8	16	-11	350	0	0	1	0	54	14.8
16	Darrin Shannon*	34	8	6	14	-11	12	1	0	0	1	56	14.3
26	Dean Kennedy	64	4	8	12	5	119	0	0	2	0	46	8.7
20	Mike Hartman	60	9	2	11	-10	204	2	0	1	0	65	13.8
17	Mike Foligno	31	4	5	9	4	42	0	0	0	1	27	14.8
41	Ken Sutton*	15	3	6	9	2	13	2	0	0	0	26	11.5
7	Kevin Haller*	21	1	8	9	9	20	1	0	0	0	42	2.4
15	Lou Franceschetti	35	1	8	9	2	26	0	0	1	0	20	5.0
19	Tony Tanti	10	1	7	8	2	6	0	0	0	0	19	5.3
28	Donald Audette*	8	4	3	7	-1	4	2	0	1	0	17	23.5
7	John Tucker	18	1	3	4	0	4	0	0	0	0	16	6.3
30	Clint Malarchuk	37	0	4	4	0	19	0	0	0	0	0	0.0
31	Daren Pappa	38	0	4	4	0	6	0	0	0	0	0	0.0
12	Greg Paslawski	12	2	1	3	0	4	0	0	1	0	9	22.2
9	Greg Brown*	39	1	2	3	-	35	0	0	0	0	26	3.8
24	Jay Wells	43	1	2	3	-18	86	0	0	0	0	36	2.8
37	Bill Houlder	7	0	2	2	-2	4	0	0	0	0	7	0.0
23	Jiri Sejba	11	0	2	2	-5	8	0	0	0	0	10	0.0
38	Joel Savage*	3	0	1	1	-2	0	0	0	0	0	2	0.0
39	Brian Curran	17	0	1	1	-3	43	0	0	0	0	7	0.0
34	Dave Littman*	1	0	0	0	0	0	0	0	0	0	0	0.0
36	Darcy Loewen*	6	0	0	0	-4	8	0	0	0	0	2	0.0
44	Brad Miller*	13	0	0	0	-1	67	0	0	0	0	4	0.0
35	Darcy Wakaluk*	16	0	0	0	0	2	0	0	0	0	0	0.0
NO.	GOALTENDER	GP	MIN	AVG.	W	L	T	EN	SO	GA	SA	PCT.	
31	Daren Pappa	38	2092	3.38	15	11	6	0	2	118	1029	.885	
30	Clint Malarchuk	37	2131	3.35	12	14	10	1	1	119	1090	.891	
35	Darcy Wakaluk*	16	630	3.33	4	5	3	2	0	35	292	.880	
34	Dave Littman*	1	36	5.00	0	0	0	0	0	3	18	.833	
<b>TEAM TOTALS</b>		<b>80</b>	<b>4902</b>	<b>3.40</b>	<b>31</b>	<b>30</b>	<b>19</b>	<b>3</b>	<b>3</b>	<b>278</b>	<b>2432</b>	<b>.886</b>	

\* - rookie

**1991-92 REGULAR SEASON SCORING**

NO.	PLAYER	GP	G	A	PTS	+/-	PIM	PP	SH	GW	GT	SHOTS	PCT.
10	Dale Hawerchuk	77	23	75	98	-22	27	13	0	4	0	242	9.5
16	Pat LaFontaine	57	46	47	93	10	98	23	0	5	1	203	22.7
25	Dave Andreychuk	80	41	50	91	-9	71	28	0	2	2	337	12.2
89	Alexander Mogilny	67	39	45	84	7	73	15	0	2	0	236	16.5
28	Donald Audette	63	3	17	48	-1	75	5	0	6	1	180	20.3
8	Doug Bodger	73	11	35	46	-1	108	4	0	1	0	150	6.1
15	Randy Wood	70	20	16	36	-9	65	7	1	3	0	185	10.8
19	Tony Tanti	70	15	16	31	-4	100	6	1	0	1	133	11.3
21	Christian Ruutu	70	4	21	25	-7	76	0	2	1	0	108	3.7
7	Kevin Haller	58	6	15	21	-13	75	2	0	1	0	74	7.9
3	Grant Ledyard	50	5	16	21	4	45	0	0	0	0	87	5.7
41	Ken Sutton	64	2	18	20	5	71	0	0	0	0	81	2.5
18	Dave Snuggerud	55	3	15	18	-3	36	0	0	0	0	75	4.0
27	Brad May	69	11	6	17	-12	309	1	0	3	0	82	13.4
17	Mike Ramsey	66	3	14	17	8	67	0	0	1	0	55	5.5
5	Colin Patterson	52	4	8	12	-4	30	0	2	0	0	33	12.1
24	Jay Wells	41	2	9	11	-3	157	0	0	0	0	26	7.7
32	Rob Ray	63	5	3	8	-9	354	0	0	0	0	29	17.2
77	Pierre Turgeon	8	2	6	8	-1	4	0	0	0	0	14	14.3
7	Petr Svoboda	13	1	6	7	-1	4	0	0	0	0	23	4.3
14	Dave Hannan	12	2	4	6	1	48	0	2	0	1	8	25.0
29	Bob Corkum	20	2	4	6	-9	21	0	0	0	0		



**1992-93 38-36-10, 4TH PLACE - ADAMS DIVISION**

Oct. 8	Quebec	4-5	L	Jan. 12	@ Boston	2-5	L
Oct. 10	@ Hartford	5-2	W	Jan. 15	@ Vancouver	1-4	L
Oct. 11	Montreal	8-2	W	Jan. 17	@ Edmonton	2-3	L*
Oct. 13	@ Pittsburgh	5-6	L	Jan. 19	@ Calgary	3-2	W*
Oct. 16	Tampa Bay	5-4	W*	Jan. 22	Quebec	6-2	W
Oct. 17	@ Washington	4-6	L	Jan. 23	@ Quebec	3-4	L
Oct. 21	Chicago	4-1	W	Jan. 26	@ Philadelphia	4-3	W*
Oct. 23	San Jose	5-4	W	Jan. 27	Washington	4-3	W
Oct. 28	@ Toronto	4-4	T	Jan. 29	NY Rangers	6-4	W
Oct. 30	Ottawa	12-3	W	Jan. 31	Edmonton	4-5	L*
Oct. 31	@ Ottawa	2-2	T	Feb. 3	Hartford	3-2	W
Nov. 2	@ NY Rangers	6-7	L*	Feb. 8	@ Ottawa	2-4	L
Nov. 5	@ San Jose	5-7	L	Feb. 10	@ Winnipeg	6-2	W
Nov. 7	@ Los Angeles	2-5	L	Feb. 12	Vancouver	1-3	L
Nov. 11	Boston	7-2	W	Feb. 14	Pittsburgh	7-4	W
Nov. 13	Hartford	8-2	W	Feb. 17	@ Hartford	5-3	W
Nov. 14	@ NY Islanders	5-7	L	Feb. 19	@ New Jersey	3-3	T
Nov. 17	@ Pittsburgh	2-4	L	Feb. 24	Detroit	10-7	W
Nov. 18	@ New Jersey#	2-3	L	Feb. 26	Montreal	4-6	L
Nov. 21	Minnesota	3-4	L	Feb. 27	@ Montreal	4-8	L
Nov. 22	@ Philadelphia	4-4	T	Mar. 1	Vancouver#	2-5	L
Nov. 25	Quebec	1-1	T	Mar. 3	@ NY Rangers	2-2	T
Nov. 27	Ottawa	4-1	W	Mar. 5	Hartford	2-4	L
Nov. 29	@ Ottawa	5-2	W	Mar. 7	Winnipeg	2-1	W
Nov. 30	@ Montreal	0-3	L	Mar. 10	@ Quebec	7-4	W
Dec. 4	NY Islanders	5-5	T	Mar. 13	@ Hartford	3-3	T
Dec. 6	New Jersey	3-7	L	Mar. 15	Los Angeles**	2-4	L
Dec. 7	@ Quebec	3-4	L	Mar. 16	@ St. Louis	2-2	T
Dec. 9	Boston	5-2	W	Mar. 20	@ Tampa Bay	3-1	W
Dec. 11	Hartford	9-3	W	Mar. 22	@ Montreal	8-3	W
Dec. 12	@ Hartford	1-1	T	Mar. 24	Boston	0-2	L
Dec. 15	@ Boston	3-2	W	Mar. 25	@ Chicago	6-4	W
Dec. 19	@ Montreal	2-4	L	Mar. 28	Ottawa	3-1	W
Dec. 20	Toronto	5-4	W	Mar. 30	@ Washington	1-4	L
Dec. 23	Washington	4-1	W	Mar. 31	New Jersey	5-2	W
Dec. 27	Pittsburgh	2-4	L	Apr. 3	@ Boston	2-3	L
Dec. 31	NY Rangers	11-6	W	Apr. 4	Boston	0-3	L
Jan. 2	@ Ottawa	7-2	W	Apr. 6	@ Minnesota	1-3	L
Jan. 3	St. Louis	6-5	W*	Apr. 10	@ Detroit	5-6	L
Jan. 6	@ Hartford	3-1	W	Apr. 11	Quebec	1-3	L
Jan. 8	NY Islanders	6-5	W	Apr. 13	Montreal	2-3	L*
Jan. 10	Calgary	5-3	W	Apr. 15	Philadelphia	4-7	L

\* - overtime decision \*\* - rescheduled from March 14 # - played at Hamilton, Ont.

**1993-94 43-32-9, 4TH PLACE - NORTHEAST DIVISION**

Oct. 7	@ Boston	5-3	W	Jan. 12	@ Winnipeg	2-3	L
Oct. 9	@ Montreal	4-7	L	Jan. 15	@ St. Louis	1-2	L
Oct. 10	Hartford	2-3	L	Jan. 16	@ Dallas	4-2	W
Oct. 12	@ Philadelphia	3-5	L	Jan. 19	Edmonton	1-1	T
Oct. 15	NY Rangers	2-5	L	Jan. 24	Tampa Bay	0-4	L
Oct. 16	@ Washington	3-4	L	Jan. 27	Washington	7-2	W
Oct. 18	Detroit	4-6	L	Jan. 29	@ Montreal	3-2	W
Oct. 22	Pittsburgh	2-4	L	Jan. 30	Florida	2-3	L
Oct. 23	@ Hartford	3-3	T	Feb. 2	@ New Jersey	3-2	W
Oct. 27	@ Calgary	5-3	W	Feb. 4	@ Florida	7-2	W
Oct. 29	@ Edmonton	6-3	W	Feb. 6	NY Islanders	4-1	W
Oct. 30	@ Vancouver	6-3	W	Feb. 8	@ NY Islanders	1-3	L
Nov. 3	Pittsburgh#	2-6	L	Feb. 10	@ Boston	3-3	T
Nov. 7	Boston	3-4	L	Feb. 11	Montreal	5-1	W
Nov. 10	Philadelphia	3-5	L	Feb. 13	Dallas	3-5	L
Nov. 13	@ Philadelphia	7-2	W	Feb. 16	@ Hartford	5-3	W
Nov. 17	@ New Jersey	0-4	L	Feb. 18	Florida	4-1	W
Nov. 19	Winnipeg	6-0	W	Feb. 20	@ Washington	3-3	T
Nov. 21	San Jose	6-5	W	Feb. 21	Quebec	2-1	W
Nov. 22	@ Ottawa	5-2	W	Feb. 23	Anaheim	4-2	W
Nov. 24	New Jersey	3-5	L	Feb. 25	Chicago	1-3	L
Nov. 26	Ottawa	5-2	W	Feb. 26	@ Pittsburgh	3-4	L
Nov. 27	@ Quebec	2-2	T	Mar. 2	@ Ottawa	7-2	W
Nov. 29	@ Toronto	3-0	W	Mar. 4	Pittsburgh	2-1	W
Dec. 1	@ Tampa Bay	3-0	W	Mar. 6	@ Detroit	3-2	W
Dec. 2	@ Florida	1-2	L*	Mar. 8	@ San Jose	4-4	T
Dec. 5	Boston	3-1	W	Mar. 9	@ Anaheim	3-0	W
Dec. 8	@ Ottawa	3-1	W	Mar. 12	@ Los Angeles	5-3	W
Dec. 10	Calgary	6-2	W	Mar. 17	New Jersey	1-6	L
Dec. 11	@ Hartford	3-0	W	Mar. 18	@ NY Islanders##	2-2	T
Dec. 13	@ NY Rangers	0-2	L	Mar. 20	Ottawa	6-2	W
Dec. 16	@ Pittsburgh	1-2	L	Mar. 23	St. Louis	2-3	L
Dec. 17	Los Angeles	2-0	W	Mar. 25	Hartford	6-3	W
Dec. 19	Tampa Bay	3-3	T	Mar. 27	NY Islanders	4-1	W
Dec. 23	Montreal	5-0	W	Mar. 30	Tampa Bay	2-3	L*
Dec. 26	@ NY Islanders	3-4	L*	Apr. 1	Boston	5-0	W
Dec. 27	Philadelphia	0-2	L	Apr. 2	@ Quebec	6-2	W
Dec. 31	NY Rangers	4-1	W	Apr. 4	@ Quebec**	4-6	L
Jan. 2	Toronto	3-3	T	Apr. 8	Montreal	1-0	W
Jan. 7	Pittsburgh	3-4	L*	Apr. 10	Quebec	4-1	W
Jan. 9	Vancouver	5-3	W	Apr. 12	@ NY Rangers	2-3	L
Jan. 11	@ Chicago	5-2	W	Apr. 14	Washington	2-3	L

\* - overtime decision \*\* - rescheduled from March 1 # - played at Sacramento, Calif. ## - played at Minneapolis, Minn.

**1992-93 REGULAR SEASON SCORING**

NO.	PLAYER	GP	G	A	PTS	+/-	PIM	PP	SH	GW	GT	SHOTS	PCT.
16	Pat LaFontaine	84	53	95	148	11	63	20	2	7	1	306	17.3
89	Alexander Mogilny	77	76	51	127	7	40	27	0	11	0	360	21.1
10	Dale Hawerchuk	81	16	80	96	-17	52	8	0	2	0	259	6.2
25	Dave Andreychuk	52	29	32	61	-8	48	20	0	2	0	171	17.0
8	Doug Bodger	81	9	45	54	14	87	6	0	0	1	154	5.8
20	Bob Sweeney	80	21	26	47	2	118	4	3	3	0	120	17.5
19	Randy Wood	82	18	25	43	6	77	3	2	2	0	176	10.2
13	Yuri Khmylev	68	20	19	39	6	28	0	3	3	0	122	16.4
18	Wayne Presley	79	15	17	32	5	96	0	1	2	0	97	15.5
42	Richard Smehlik*	80	4	27	31	9	59	0	0	0	0	82	4.9
27	Brad May	82	13	13	26	3	242	0	0	1	0	114	11.4
7	Petr Svoboda	40	2	24	26	3	59	1	0	1	0	61	3.3
41	Ken Sutton	63	8	14	22	-3	30	1	0	2	1	77	10.4
14	Dave Hannan	55	5	15	20	8	43	0	0	0	0	43	11.6
28	Donald Audette	44	12	7	19	-8	51	2	0	0	0	92	13.0
3	Grant Ledyard	50	2	14	16	-2	45	1	0	0	0	79	2.5
34	Gord Donnelly	60	3	8	11	5	221	0	0	0	0	38	7.9
29	Bob Corkum	68	6	4	10	-3	38	0	1	1	0	69	8.7
5	Mike Ramsey	33	2	8	10	4	20	0	0	0	0	27	7.4
9	Viktor Gordiuk*	16	3	6	9	4	0	0	0	0	0	24	12.5
24	Randy Moller	35	2	7	9	6	83	0	0	0	0	25	8.0
23	Bill Houlder	15	3	5	8	5	6	0	0	0	1	29	10.3
17	Colin Patterson	36	4	2	6	-2	22	0	1	0	0	30	13.3
6	Keith Carney*	30	2	4	6	3	55	0	0	1	0	26	7.7
32	Rob Ray	68	3	2	5	-3	211	1	0	0	0	28	10.7
12	Bob Errey	8	1	3	4	2	4	0	0	0	0	9	11.1
4	Philippe Boucher*	18	0	4	4	1	14	0	0	0	0	28	0.0
21	Scott Thomas*	7	1	1	2	2	15	0	0	0	0	4	25.0
36	Matthew Barnaby*	2	1	0	1	0	10	1	0	0	0	8	12.5
44	Doug Macdonald*	5	1	0	1	0	2	0	0	0	0	1	100
15	Greg Brown	10	0	1	1	-5	6	0	0	0	0	10	0.0
31	Daren Puppa	24	0	1	1	0	0	0	0	0	0	0	0.0
35	Tom Draper	11	0	1	1	0	2	0	0	0	0	0	0.0
12	Peter Ciavaglia*	3	0	0	0	0	0	0	0	0	0	2	0.0
39	Dominik Hasek	28	0	0	0	0	0	0	0	0	0	0	0.0
31	Grant Fuhr	29	0	0	0	0	10	0	0	0	0	0	0.0
<b>NO. GOALTENDER</b>	<b>GP</b>	<b>MIN</b>	<b>AVG.</b>	<b>W</b>	<b>L</b>	<b>T</b>	<b>EN</b>	<b>SO</b>	<b>GA</b>	<b>SA</b>	<b>PCT.</b>		
31	Daren Puppa	24	1305	3.58	11	5	4	0	0	78	706	.890	
39	Dominik Hasek	28	1429	3.15	11	10	4	1	0	75	720	.896	
31	Grant Fuhr	29	1694	3.47	11	15	2	3	0	98	903	.891	
35	Tom Draper	11	664	3.70	5	6	0	1	0	41	344	.881	
<b>TEAM TOTALS</b>	<b>84</b>	<b>5104</b>	<b>3.49</b>	<b>38</b>	<b>36</b>	<b>10</b>	<b>5</b>	<b>0</b>	<b>297</b>	<b>2678</b>	<b>.889</b>		

\* - rookie

**1993-94 REGULAR SEASON SCORING**

NO.	PLAYER	GP	G	A	PTS	+/-	PIM	PP	SH	GW	GT	SHOTS	PCT.
10	Dale Hawerchuk	81	35	51	86	10	91	13	1	7	0	227	15.4
89	Alexander Mogilny	66	32	47	79	8	22	17	0	7	1	258	12.4
28	Donald Audette	77	29	30	59	2	41	16	1	4	0	207	14.0
13	Yuri Khmylev	72	27	31	58	13	49	11	0	4	0	171	15.8
26	Derek Plante*	77	21	35	56	4	24	8	1	2	0	147	14.3
27	Brad May	84	18	27	45	-6	171	3	0	3	0	166	10.8
42	Richard Smehlik	84	14	27	41	22	69	3	3	1	1	106	13.2
8	Doug Bodger	75	7	32	39	8	76	5	1	1	0	144	4.9
19	Randy Wood	84	22	16	38	11	71	2	2	5	0	161	13.7
18	Wayne Presley	65	17	8	25	18	103	1	5	1	0	93	18.3
20	Bob Sweeney	60	11	14	25	3	94	3	3	1	0	76	14.5
41	Ken Sutton	78	4	20	24	-6	71	1	0	0	0	95	4.2
14	Dave Hannan	83	6	15	21	10	53	0	3	1	0	40	15.0
16	Pat LaFontaine	16	5	13	18	-4	2	1	0	0	0	40	12.5
22	Craig Simpson	22	8	8	16	-2	8	2	0	2	0	28	28.6
7	Petr Svoboda	60	2	14	16	11	89	1	0	0	0	80	2.5
4	Philippe Boucher*	38	6	8	14	-1	29	4	0	1	0	67	9.0
43	Jason Dawe*	32	6	7	13	1	12	3	0	1	0	35	17.1
24	Randy Moller	78	2	11	13	-5							



**1994-95 22-19-7, 4TH PLACE - NORTHEAST DIVISION**

Jan. 20	@ NY Rangers	2-1	W	Apr. 23	Philadelphia	4-2	W
Jan. 22	@ Tampa Bay	5-2	W	Apr. 24	Tampa Bay	3-1	W
Jan. 25	New Jersey	2-1	W	Apr. 26	Florida	5-0	W
Jan. 27	Quebec	3-7	L	Apr. 28	@ Washington	1-5	L
Jan. 28	@ Ottawa	2-2	T	Apr. 29	@ Montreal	3-3	T
Jan. 31	@ New Jersey	1-2	L	May 1	Montreal	2-0	W
Feb. 2	@ Washington	1-0	W	May 3	New Jersey	5-4	W
Feb. 4	@ Philadelphia	2-4	L				
Feb. 5	Tampa Bay	2-1	W				
Feb. 7	Washington	2-1	W				
Feb. 11	@ NY Islanders	1-2	L				
Feb. 12	Boston	1-2	L				
Feb. 15	NY Rangers	1-2	L				
Feb. 19	@ Pittsburgh	3-3	T				
Feb. 22	NY Islanders	3-3	T				
Feb. 25	@ Hartford	3-1	W				
Feb. 26	NY Rangers	2-4	L				
Mar. 2	Pittsburgh	6-3	W				
Mar. 4	@ Quebec	1-1	T				
Mar. 5	Montreal	4-1	W				
Mar. 8	@ Montreal	2-2	T				
Mar. 11	@ Pittsburgh	2-6	L				
Mar. 14	@ Florida	2-1	W*				
Mar. 16	NY Islanders	6-3	W				
Mar. 18	@ Ottawa	3-4	L*				
Mar. 19	Tampa Bay	1-6	L				
Mar. 21	Pittsburgh	2-3	L				
Mar. 24	Florida	3-0	W				
Mar. 26	@ Philadelphia	1-3	L				
Mar. 28	Quebec	5-3	W				
Mar. 30	Ottawa	7-0	W				
Apr. 1	@ NY Islanders	5-1	W				
Apr. 4	Hartford	6-3	W				
Apr. 6	@ Boston	1-1	T				
Apr. 8	@ Hartford	2-4	L				
Apr. 9	Boston	5-6	L				
Apr. 12	@ NY Rangers	1-3	L				
Apr. 14	@ Quebec	2-5	L				
Apr. 16	Ottawa	2-1	W				
Apr. 18	Hartford	1-2	L				
Apr. 19	@ Boston	1-4	L				

\* - overtime decision

**1995-96 33-42-7, 5TH PLACE - NORTHEAST DIVISION**

Oct. 7	@ Ottawa	3-1	W	Jan. 12	@ Calgary	1-3	L
Oct. 9	@ Boston	3-5	L	Jan. 13	@ Edmonton	4-5	L*
Oct. 13	Anaheim	1-4	L	Jan. 17	Pittsburgh	0-1	L
Oct. 15	New Jersey	3-4	L	Jan. 24	Hartford	4-2	W
Oct. 18	Edmonton	4-1	W	Jan. 26	@ Washington	0-1	L
Oct. 20	NY Rangers	1-3	L	Jan. 27	@ Florida	3-6	L
Oct. 22	St. Louis	5-2	W	Jan. 30	@ NY Islanders	4-5	L*
Oct. 24	@ Dallas	0-3	L	Jan. 31	Florida	6-1	W
Oct. 27	@ Colorado	4-5	L	Feb. 3	@ Boston	2-4	L
Oct. 29	@ Chicago	3-6	L	Feb. 4	Tampa Bay	2-5	L
Nov. 1	Detroit	2-1	W	Feb. 7	Boston	2-1	W*
Nov. 3	Pittsburgh	3-3	T	Feb. 8	@ Philadelphia	2-1	W
Nov. 5	Winnipeg	3-4	L	Feb. 10	@ Toronto	2-2	T
Nov. 8	San Jose	7-2	W	Feb. 14	Los Angeles	2-2	T
Nov. 11	@ Florida	1-4	L	Feb. 16	New Jersey	2-2	T
Nov. 12	@ Tampa Bay	6-4	W	Feb. 17	@ Hartford	1-2	L*
Nov. 15	Dallas	2-1	W	Feb. 21	Pittsburgh	6-3	W
Nov. 18	@ New Jersey	5-4	W	Feb. 23	Philadelphia	7-2	W
Nov. 19	Ottawa	6-0	W	Feb. 25	Florida	6-1	W
Nov. 24	NY Islanders	1-1	T	Feb. 28	@ Ottawa	3-2	W*
Nov. 25	@ Pittsburgh	3-5	L	Mar. 1	@ NY Rangers	3-3	T
Nov. 27	@ St. Louis	2-0	W	Mar. 3	Vancouver	0-3	L
Nov. 29	@ NY Rangers	3-5	L	Mar. 6	@ Vancouver	2-5	L
Dec. 1	Hartford	2-1	W	Mar. 8	@ Anaheim	2-3	L*
Dec. 2	@ Boston	4-6	L	Mar. 10	@ San Jose	4-6	L
Dec. 7	@ Philadelphia	3-7	L	Mar. 13	@ Los Angeles	6-2	W
Dec. 8	Washington	2-2	T	Mar. 15	Calgary	1-3	L
Dec. 11	Tampa Bay	1-6	L	Mar. 16	@ Hartford	1-2	L
Dec. 13	Colorado	4-3	W	Mar. 18	@ Montreal	2-3	L
Dec. 15	NY Rangers	5-4	W	Mar. 22	Montreal	1-4	L
Dec. 16	@ New Jersey	3-2	W	Mar. 23	@ Pittsburgh	7-5	W
Dec. 20	Montreal	2-1	W*	Mar. 27	@ Detroit	2-4	L
Dec. 22	Boston	2-3	L*	Mar. 29	Philadelphia	5-6	L*
Dec. 23	@ Ottawa	4-2	W	Mar. 31	Boston	5-6	L
Dec. 26	@ Pittsburgh	3-6	L	Apr. 1	@ Montreal	6-4	W
Dec. 27	Ottawa	3-4	L	Apr. 3	Washington	1-5	L
Dec. 29	Chicago	2-5	L	Apr. 5	@ Tampa Bay	4-3	W
Dec. 31	NY Islanders	2-5	L	Apr. 6	@ NY Islanders	0-3	L
Jan. 5	Toronto	3-1	W	Apr. 10	Ottawa	5-2	W
Jan. 6	@ Montreal	7-6	W	Apr. 13	@ Washington	3-2	W
Jan. 10	@ Winnipeg	1-4	L	Apr. 14	Hartford	4-1	W

\* - overtime decision

**1994-95 REGULAR SEASON SCORING**

NO.	PLAYER	GP	G	A	PTS	+/-	PIM	PP	SH	GW	GT	SHOTS	PCT.
89	Alexander Mogilny	44	19	28	47	0	36	12	0	2	1	148	12.8
28	Donald Audette	46	24	13	37	-3	27	13	0	7	0	124	19.4
16	Pat LaFontaine	22	12	15	27	2	4	6	1	3	1	54	22.2
13	Yuri Khmylev	48	8	17	25	8	14	2	1	1	0	71	11.3
26	Derek Plante	47	3	19	22	-4	12	2	0	0	0	94	3.2
8	Doug Bodger	44	3	17	20	-3	47	2	0	0	0	87	3.4
18	Wayne Presley	46	14	5	19	5	41	0	5	2	0	90	15.6
10	Dale Hawerchuk	23	5	11	16	-2	2	2	0	2	0	56	8.9
14	Dave Hannan	42	4	12	16	3	32	0	2	0	0	36	11.1
43	Jason Dawe	42	7	4	11	-6	19	0	1	2	0	51	13.7
17	Craig Simpson	24	4	7	11	-5	26	1	0	0	1	20	20.0
42	Richard Smehlik	39	4	7	11	5	46	0	1	1	0	49	8.2
3	Garry Galley	14	1	9	10	4	10	1	0	0	0	31	3.2
20	Bob Sweeney	45	5	4	9	-6	18	1	2	0	0	47	10.6
44	Alexei Zhitnik	21	2	5	7	-3	34	1	0	0	0	33	6.1
27	Brad May	33	3	3	6	5	87	1	0	0	0	42	7.1
22	Charlie Huddy	32	2	4	6	-1	36	1	0	0	0	40	5.0
5	Craig Muni	40	0	6	6	-4	36	0	0	0	0	32	0.0
24	Philippe Boucher	9	1	4	5	6	0	0	0	0	0	15	6.7
7	Petr Svoboda	26	0	5	5	-5	60	0	0	0	0	22	0.0
33	Mark Astley*	14	2	1	3	-2	12	0	0	0	0	21	9.5
29	Scott Pearson	14	2	1	3	-3	20	0	0	0	0	19	10.5
41	Ken Sutton	12	1	2	3	-2	30	0	0	1	0	12	8.3
6	Doug Houda	28	1	2	3	1	68	0	0	0	0	21	4.8
19	Brian Holzinger*	4	0	3	3	2	0	0	0	0	0	3	0.0
32	Rob Ray	47	0	3	3	-4	173	0	0	0	0	7	0.0
37	Curtis Brown*	1	1	1	2	2	2	0	0	0	0	4	25.0
36	Matthew Barnaby	23	1	1	2	-2	116	0	0	0	0	27	3.7
9	Viktor Gordiuk*	10	0	2	2	-3	0	0	0	0	0	10	0.0
76	Wayne Primeau*	1	1	0	1	-2	0	0	0	1	0	2	50.0
12	Peter Ambroziak*	12	0	1	1	-1	0	0	0	0	0	3	0.0
44	Doug Macdonald*	2	0	0	0	-1	0	0	0	0	0	0	0.0
29	Denis Tsygurov*	4	0	0	0	-1	4	0	0	0	0	4	0.0
31	Grant Fuhr	3	0	0	0	0	0	0	0	0	0	0	0.0
3	Dean Melanson*	5	0	0	0	-1	4	0	0	0	0	1	0.0
35	Robb Stauber	6	0	0	0	0	0	0	0	0	0	0	0.0
39	Dominik Hasek	41	0	0	0	0	2	0	0	0	0	0	0.0
NO.	GOALTENDER	GP	MIN	AVG.	W	L	T	EN	SO	GA	SA	PCT.	
39	Dominik Hasek	41	2416	2.11	19	14	7	2	5	85	1221	.930	
35	Robb Stauber	6	317	3.79	2	3	0	0	0	20	150	.867	
31	Grant Fuhr	3	180	4.00	1	2	0	0	0	12	85	.859	
<b>TEAM TOTALS</b>		<b>48</b>	<b>2920</b>	<b>2.45</b>	<b>22</b>	<b>19</b>	<b>7</b>	<b>2</b>	<b>5</b>	<b>119</b>	<b>1458</b>	<b>.918</b>	

\* - rookie

**1995-96 REGULAR SEASON SCORING**

NO.	PLAYER	GP	G	A	PTS	+/-	PIM	PP	SH	GW	GT	SHOTS	PCT.
16	Pat LaFontaine	76	40	51	91	-8	36	15	3	7	1	224	17.9
12	Randy Burridge	74	25	33	58	0	30	6	0	3	0	154	16.2
26	Derek Plante	76	23	33	56	-4	28	4	0	5	0	203	11.3
3	Garry Galley	78	10	44	54	-2	81	7	1	2	0	175	5.7
43	Jason Dawe	67	25	25	50	-8	33	8	1	0	2	130	19.2
10	Brad May	79	15	29	44	6	295	3	0	4	0	168	8.9
44	Alexei Zhitnik	80	6	30	36	-25	58	5	0	0	0	193	3.1
36	Matthew Barnaby	73	15	16	31	-2	335	0	0	0	0	131	11.5
27	Michael Peca	68	11	20	31	-1	67	4	3	1	0	109	10.1
13	Yuri Khmylev	66	8	20	28	-12	40	5	1	1	1	123	6.5
28	Donald Audette	23	12	13	25	0	18	8	0	1	0	92	13.0
19	Brian Holzinger*	58	10	10	20	-21	37	5	0	1	0	71	14.1
21	Mark Astley	60	2	18	20	-12	80	0	0	0	0	80	2.5
41	Dave Hannan	57	6	10	16	2	30	1	1	2	0	40	15.0
17	Brent Hughes	76	5	10	15	-9	148	0	0	0	0	56	8.9
34	Mike Wilson*	58	4	8	12	13	41	1	0	1	0	52	7.7
18	Michal Grosse	22	6	4	10	0	31	2	0	1	1	33	18.2
22	Charlie Huddy	52	5	5	10	-5	59	2	0	1	0	57	8.8
24	Dane Jackson*	22	5	4	9	3	41	0	0	1	0	20	25.0
32	Rob Ray	71	3	6	9	-8	287	0	0	0	1	21	14.3
8	Darryl Shannon	26	2	6	8	10	20	0	0	0	0	25	8.0
25	Rob Conn	28	2	5	7	-9	18	0	0	0	0	36	5.6
8	Doug Bodger	16	0	5	5	-6	18	0	0	0	0	27	0.0
33	Scott Pearson	27	4	0	4	-4	67	0	0	1	0	26	15.4
15	Dixon Ward	8	2	2	4	1	6	0	0	1	0	12	16.7
6	Doug Houda	38	1	3	4	3	52	0	0	0	0		



**1996-97 40-30-12, 1ST PLACE - NORTHEAST DIVISION**

Oct. 4	@ Edmonton	3-4	L	Jan. 9	@ Los Angeles	3-6	L
Oct. 6	@ Calgary	0-3	L	Jan. 10	@ Anaheim	2-5	L
Oct. 9	@ Vancouver	2-1	W	Jan. 12	@ Phoenix	3-2	W*
Oct. 12	Detroit	1-6	L	Jan. 15	@ NY Islanders	2-1	W
Oct. 15	Tampa Bay	0-4	L	Jan. 20	Chicago	2-1	W
Oct. 17	Pittsburgh	4-1	W	Jan. 22	Montreal	6-1	W
Oct. 18	@ Washington	4-1	W	Jan. 24	Edmonton	1-3	L
Oct. 24	Montreal	6-3	W	Jan. 25	Hartford	1-5	L
Oct. 26	Hartford	6-3	W	Jan. 29	Pittsburgh	3-1	W
Oct. 27	@ NY Rangers	4-6	L	Jan. 31	Dallas	3-1	W
Oct. 30	@ Dallas	0-2	L	Feb. 2	Washington	2-2	T
Nov. 1	@ St. Louis	4-2	W	Feb. 4	@ Philadelphia	1-1	T
Nov. 2	@ Colorado	0-0	T	Feb. 6	Florida	1-1	T
Nov. 7	Philadelphia	2-5	L	Feb. 8	@ Tampa Bay	3-1	W
Nov. 9	@ Hartford	3-4	L*	Feb. 9	Ottawa	2-1	W
Nov. 11	Florida	3-2	W*	Feb. 12	Montreal	2-2	T
Nov. 12	@ Pittsburgh	0-3	L	Feb. 16	San Jose	6-2	W
Nov. 14	Colorado	5-4	W	Feb. 18	Calgary	5-5	T
Nov. 19	@ Toronto	3-4	L	Feb. 21	NY Islanders	5-2	W
Nov. 21	Toronto	6-3	W	Feb. 23	Boston	5-1	W
Nov. 23	@ Boston	3-2	W*	Feb. 27	@ New Jersey	1-4	L
Nov. 26	@ Florida	3-4	L	Mar. 1	@ Ottawa	3-1	W
Nov. 27	@ Tampa Bay	3-0	W	Mar. 5	Pittsburgh	4-2	W
Nov. 29	Ottawa	3-0	W	Mar. 8	@ Montreal	3-3	T
Nov. 30	@ NY Islanders	3-2	W	Mar. 9	New Jersey	1-4	L
Dec. 4	Vancouver	6-7	L*	Mar. 11	Philadelphia#	3-2	W*
Dec. 6	Anaheim	1-1	T	Mar. 15	@ Philadelphia	7-5	W
Dec. 7	@ Hartford	4-6	L	Mar. 17	Boston##	5-1	W
Dec. 11	@ Montreal	3-2	W*	Mar. 18	@ Pittsburgh	3-5	L
Dec. 13	NY Rangers	0-3	L	Mar. 21	@ Washington	4-1	W
Dec. 14	@ Boston	4-0	W	Mar. 22	@ Florida	2-3	L
Dec. 18	Tampa Bay	5-3	W	Mar. 26	NY Islanders	2-3	L*
Dec. 20	Los Angeles	6-2	W	Mar. 28	@ Detroit	1-2	L*
Dec. 21	@ Ottawa	3-2	W	Mar. 30	@ Chicago	2-3	L
Dec. 23	@ New Jersey	0-0	T	Apr. 1	@ NY Rangers	1-1	T
Dec. 26	Hartford	5-1	W	Apr. 2	Ottawa	0-2	L
Dec. 28	@ Pittsburgh	0-2	L	Apr. 4	NY Rangers	5-1	W
Dec. 31	New Jersey	6-5	W	Apr. 7	@ Hartford	2-4	L
Jan. 3	St. Louis	2-2	T	Apr. 10	@ Boston	5-1	W
Jan. 5	Phoenix	5-1	W	Apr. 12	@ Ottawa	0-1	L
Jan. 7	@ San Jose	1-1	T	Apr. 13	Washington	3-8	L

\* - overtime decision # - rescheduled from March 16 ## - rescheduled from November 16

**1997-98 36-29-17, 3RD PLACE - NORTHEAST DIVISION**

Oct. 1	@ St. Louis	3-1	W	Jan. 8	@ Los Angeles	2-2	T
Oct. 3	@ Washington	2-6	L	Jan. 10	@ San Jose	2-5	L
Oct. 5	@ Tampa Bay	1-1	T	Jan. 14	@ Toronto	4-1	W
Oct. 7	Dallas	2-4	L	Jan. 15	Vancouver	6-2	W
Oct. 9	Washington	5-2	W	Jan. 20	@ Philadelphia	0-3	L
Oct. 11	@ New Jersey	2-3	L	Jan. 21	Carolina	2-1	W
Oct. 15	@ Carolina	3-3	T	Jan. 23	Tampa Bay	4-1	W
Oct. 17	Montreal	1-5	L	Jan. 27	St. Louis	3-3	T
Oct. 19	@ Chicago	2-5	L	Jan. 30	Phoenix	3-3	T
Oct. 22	Calgary	4-1	W	Feb. 1	@ Florida	5-2	W
Oct. 26	@ Phoenix	1-6	L	Feb. 2	@ Tampa Bay	7-3	W
Oct. 28	@ Colorado	2-3	L	Feb. 4	Boston	2-2	T
Oct. 31	@ Carolina	3-2	W*	Feb. 6	Pittsburgh	2-2	T
Nov. 1	@ Florida	4-3	W*	Feb. 7	@ Montreal	4-1	W
Nov. 6	Florida	2-4	L	Feb. 25	Toronto	2-2	T
Nov. 8	@ Pittsburgh	2-2	T	Feb. 26	@ Boston	1-1	T
Nov. 10	Edmonton	4-4	T	Mar. 1	@ Washington	3-0	W
Nov. 13	Washington	2-3	L	Mar. 2	@ NY Rangers	1-0	W
Nov. 15	New Jersey	2-3	L	Mar. 6	NY Islanders	2-4	L
Nov. 20	@ Boston	5-0	W	Mar. 7	@ Montreal	2-1	W
Nov. 22	NY Islanders	6-1	W	Mar. 10	@ NY Islanders	2-2	T
Nov. 24	@ Pittsburgh	1-5	L	Mar. 12	San Jose	3-1	W
Nov. 26	Philadelphia	1-3	L	Mar. 14	@ Pittsburgh	1-2	L
Nov. 28	NY Rangers	3-3	T	Mar. 15	Pittsburgh	3-0	W
Dec. 1	@ Philadelphia	1-1	T	Mar. 17	Chicago	3-5	L
Dec. 3	Anaheim	4-0	W	Mar. 19	Florida	6-1	W
Dec. 5	Tampa Bay	4-0	W	Mar. 21	Boston	1-2	L
Dec. 6	@ Ottawa	0-3	L	Mar. 24	@ Calgary	2-0	W
Dec. 11	@ Boston	1-2	L	Mar. 26	@ Vancouver	5-2	W
Dec. 12	Carolina	3-2	W*	Mar. 27	@ Edmonton	1-0	W
Dec. 15	@ Dallas	4-8	L	Mar. 29	@ Detroit	2-4	L
Dec. 17	@ NY Islanders	0-4	L	Apr. 1	Los Angeles	4-0	W
Dec. 19	Montreal	1-0	W	Apr. 3	Boston	5-4	W
Dec. 21	@ NY Rangers	2-0	W	Apr. 5	Ottawa	0-1	L
Dec. 23	Detroit	1-3	L	Apr. 8	Carolina	3-1	W
Dec. 26	NY Rangers	3-0	W	Apr. 10	Montreal	2-1	W
Dec. 27	@ Carolina	1-4	L	Apr. 11	@ Ottawa	4-4	T
Dec. 29	New Jersey	1-3	L	Apr. 13	Philadelphia	2-1	W
Dec. 31	Ottawa	3-0	W	Apr. 15	@ New Jersey	4-5	L*
Jan. 2	Colorado	2-2	T	Apr. 18	@ Montreal	3-3	T
Jan. 7	@ Anaheim	3-2	W	Apr. 19	Ottawa	1-2	L

\* - overtime decision

**1996-97 REGULAR SEASON SCORING**

NO.	PLAYER	GP	G	A	PTS	+/-	PIM	PP	SH	GW	GT	SHOTS	PCT.
26	Derek Plante	82	27	26	53	14	24	5	0	6	1	191	14.1
19	Brian Holzinger	81	22	29	51	9	54	2	2	6	0	142	15.5
28	Donald Audette	73	28	22	50	-6	48	8	0	5	1	182	15.4
27	Michael Peca	79	20	29	49	26	80	5	6	4	0	137	14.6
43	Jason Dawe	81	22	26	48	14	32	4	1	3	0	136	16.2
15	Dixon Ward	79	13	32	45	17	36	1	2	4	0	93	14.0
36	Matthew Barnaby	68	19	24	43	16	249	2	0	1	0	121	15.7
3	Garry Galley	71	4	34	38	10	102	1	1	1	0	84	4.8
18	Michal Grosek	82	15	21	36	25	71	1	0	2	1	117	12.8
44	Alexei Zhitnik	80	7	28	35	10	95	3	1	0	1	170	4.1
12	Randy Burridge	55	10	21	31	17	20	1	3	0	0	85	11.8
8	Darryl Shannon	82	4	19	23	23	112	1	0	1	0	94	4.3
4	Mike Wilson	77	2	9	11	13	51	0	0	1	0	57	3.5
81	Miroslav Satan	12	8	2	10	1	4	2	0	1	0	29	27.6
32	Rob Ray	82	7	3	10	3	286	0	0	1	0	45	15.6
74	Jay McKee*	43	1	9	10	3	35	0	0	0	0	29	3.4
16	Pat LaFontaine	13	2	6	8	-8	4	1	0	0	0	38	5.3
38	Barrie Moore*	31	2	6	8	1	18	1	0	0	0	42	4.8
6	Bob Boughner	77	1	7	8	12	225	0	0	0	0	34	2.9
37	Curtis Brown*	28	4	3	7	4	18	0	0	1	0	31	12.9
10	Brad May	42	3	4	7	-8	106	1	0	1	0	75	4.0
93	Anatoli Semenov	25	2	4	6	-3	2	1	0	1	0	21	9.5
76	Wayne Primeau*	45	2	4	6	-2	64	1	0	0	0	25	8.0
5	Ed Ronan	18	1	4	5	4	11	0	0	0	0	10	10.0
39	Dominik Hasek	67	0	3	3	0	30	0	0	0	0	0	0.0
22	Charlie Huddy	1	0	0	0	-1	0	0	0	0	0	0	0.0
40	Rumun Ndur*	2	0	0	0	1	2	0	0	0	0	0	0.0
30	Andrei Trefilov	3	0	0	0	0	0	0	0	0	0	0	0.0
25	Vaclav Varada*	5	0	0	0	0	2	0	0	0	0	2	0.0
31	Steve Shields*	13	0	0	0	0	4	0	0	0	0	0	0.0
<b>NO. GOALTENDER</b>	<b>GP</b>	<b>MIN</b>	<b>AVG.</b>	<b>W</b>	<b>L</b>	<b>T</b>	<b>EN</b>	<b>SO</b>	<b>GA</b>	<b>SA</b>	<b>PCT.</b>		
39	Dominik Hasek	67	4037	2.27	37	20	10	3	5	153	2177	.930	
31	Steve Shields*	13	789	2.97	3	8	2	2	0	39	447	.913	
30	Andrei Trefilov	3	159	3.77	0	2	0	1	0	10	98	.898	
<b>TEAM TOTALS</b>	<b>82</b>	<b>5003</b>	<b>2.49</b>	<b>40</b>	<b>30</b>	<b>12</b>	<b>6</b>	<b>5</b>	<b>208</b>	<b>2728</b>	<b>.924</b>		

\* - rookie

**1997-98 REGULAR SEASON SCORING**

NO.	PLAYER	GP	G	A	PTS	+/-	PIM	PP	SH	GW	GT	SHOTS	PCT.
81	Miroslav Satan	79	22	24	46	2	34	9	0	4	0	139	15.8
44	Alexei Zhitnik	78	15	30	45	19	102	2	3	3	2	191	7.9
28	Donald Audette	75	24	20	44	10	59	10	0	5	1	198	12.1
27	Michael Peca	61	18	22	40	12	57	6	5	1	1	132	13.6
17	Jason Dawe	68	19	17	36	10	36	4	1	3	1	115	16.5
19	Brian Holzinger	69	14	21	35	-2	36	4	2	1	1	116	12.1
5	Jason Woolley	71	9	26	35	8	35	3	0	2	1	129	7.0
26	Derek Plante	72	13	21	34	8	26	5	0	1	0	150	8.7
18	Michal Grosek	67	10	20	30	9	60	2	0	1	0	114	8.8
36	Matthew Barnaby	72	5	20	25	8	289	0	0	2	0	96	5.2
37	Curtis Brown	63	12	12	24	11	34	1	1	2	1	91	13.2
15	Dixon Ward	71	10	13	23	9	42	0	2	3	1	99	10.1
8	Darryl Shannon	76	3	19	22	26	56	1	0	1	0	85	3.5
42	Richard Smehlik	72	3	17	20	11	62	0	1	0	0	90	3.3
74	Jay McKee	56	1	13	14	-1	42	0	0	0	0	55	1.8
22	Wayne Primeau	69	6	6	12	9	87	2	0	1	0	51	11.8
10	Brad May	36	4	7	11	2	113	0	0	0	0	41	9.8
25	Vaclav Varada*	27	5	6	11	0	15	0	0	1	1	27	18.5
12	Randy Burridge	30	4	6	10	0	0	1	0	1	0	40	10.0
80	Geoff Sanderson	26	4	5	9	6	20	0	0	2	0	72	5.6
4	Mike Wilson	66	4	4	8	13	48	0	0	1	0	52	7.7
32	Rob Ray	63	2	4	6	2	234	1	0	1	0	19	10.5
9	Erik Rasmussen*	21	2	3	5	2	14	0	0	0	0	28	7.1
6	Bob Boughner	69	1	3	4	5	165	0	0	0	0	26	3.8
24	Paul Kruse	12	1	1	2	1	49	0	0	0	0	8	12.5
39	Dominik Hasek	72	0	2	2	0	12	0	0	0	0	0	0.0
40	Rumun Ndur*	1	0	0	0	-1	2	0	0	0	0	0	0.0
21	Mike Hurlbut	3	0	0	0								



record book\_2013.14 **YEAR-BY-YEAR RESULTS**

**1998-99 37-28-17, 4TH PLACE - NORTHEAST DIVISION**

Oct. 10	@ Dallas	1-4	L	Jan. 18	@ Florida	4-0	W
Oct. 12	@ Colorado	3-0	W	Jan. 19	@ Tampa Bay	1-2	L
Oct. 16	Florida	2-2	T	Jan. 26	Phoenix	1-1	T
Oct. 17	@ Montreal	4-3	W	Jan. 28	Nashville	2-4	L
Oct. 23	Washington	0-1	L	Jan. 30	Los Angeles	4-1	W
Oct. 24	@ NY Islanders	4-5	L	Feb. 2	@ Pittsburgh	3-5	L
Oct. 27	@ NY Rangers	0-0	T	Feb. 3	Colorado	3-5	L
Oct. 30	Toronto	4-1	W	Feb. 6	@ Montreal	2-3	L
Oct. 31	@ Toronto	6-3	W	Feb. 7	@ Washington	1-3	L
Nov. 3	Boston	4-2	W	Feb. 9	@ Ottawa	1-1	T
Nov. 7	@ Philadelphia	2-2	T	Feb. 11	Montreal	5-2	W
Nov. 10	Ottawa	2-2	T	Feb. 13	NY Islanders	2-2	T
Nov. 12	@ Washington	2-0	W	Feb. 15	Carolina	3-2	W
Nov. 14	Chicago	6-1	W	Feb. 17	Toronto	2-3	L*
Nov. 20	Toronto	4-1	W	Feb. 19	San Jose	4-2	W
Nov. 21	@ Toronto	1-2	L	Feb. 21	Detroit	4-4	T
Nov. 25	NY Rangers	4-2	W	Feb. 24	@ Calgary	2-2	T
Nov. 28	@ Florida	2-6	L	Feb. 26	@ Edmonton	3-6	L
Nov. 29	@ Tampa Bay	6-3	W	Feb. 28	@ Vancouver	2-0	W
Dec. 2	Florida	2-1	W	Mar. 3	Edmonton	3-5	L
Dec. 4	Philadelphia	3-0	W	Mar. 5	Dallas	2-1	W
Dec. 5	@ Nashville	3-1	W	Mar. 7	Philadelphia	1-1	T
Dec. 8	@ St. Louis	2-2	T	Mar. 8	@ Carolina	1-4	L
Dec. 11	NY Rangers	2-0	W	Mar. 11	Tampa Bay	2-5	L
Dec. 12	@ Boston	4-1	W	Mar. 13	Boston	3-1	W
Dec. 18	Montreal	4-2	W	Mar. 15	NY Islanders	2-1	W
Dec. 19	Carolina	2-3	L	Mar. 19	@ NY Rangers	3-2	W*
Dec. 21	@ Carolina	4-1	W	Mar. 23	@ New Jersey	1-1	T
Dec. 23	Tampa Bay	2-0	W	Mar. 24	@ Detroit	1-2	L
Dec. 26	@ New Jersey	2-0	W	Mar. 27	@ Pittsburgh	1-1	T
Dec. 28	New Jersey	4-7	L	Mar. 28	Pittsburgh	4-3	W*
Dec. 30	Ottawa	2-3	L*	Mar. 31	@ Chicago	1-2	L
Jan. 1	Anaheim	2-7	L	Apr. 3	@ Montreal	1-2	L
Jan. 2	Calgary	7-1	W	Apr. 5	@ Pittsburgh	3-1	W
Jan. 6	@ Anaheim	3-2	W*	Apr. 6	@ NY Islanders	4-3	W
Jan. 7	@ Los Angeles	2-4	L	Apr. 9	Florida	3-1	W
Jan. 9	@ San Jose	2-2	T	Apr. 10	@ Ottawa	1-1	T
Jan. 11	@ Phoenix	0-1	L	Apr. 13	@ Philadelphia	2-2	T
Jan. 13	St. Louis	2-4	L	Apr. 14	New Jersey	1-2	L
Jan. 15	Boston	2-1	W	Apr. 17	@ Boston	1-2	L*
Jan. 16	@ Ottawa	1-1	T	Apr. 18	Washington	3-0	W

\* - overtime decision

**1999-00 35-32-11-4, 3RD PLACE - NORTHEAST DIVISION**

Oct. 2	@ Detroit	0-2	L	Jan. 8	@ Ottawa	7-4	W
Oct. 8	Washington	2-3	L	Jan. 13	@ Boston	0-0	T
Oct. 9	@ Atlanta	5-5	T	Jan. 14	Montreal	1-2	L
Oct. 11	Phoenix	2-2	T	Jan. 17	@ Anaheim	5-0	W
Oct. 16	@ Montreal	1-2	L	Jan. 18	@ Los Angeles	3-5	L
Oct. 17	@ Philadelphia	2-5	L	Jan. 20	@ Phoenix	1-2	L
Oct. 20	Nashville	3-4	L	Jan. 22	@ Carolina	1-4	L
Oct. 22	Carolina	7-3	W	Jan. 25	Tampa Bay	2-1	W
Oct. 23	@ Ottawa	0-4	L	Jan. 28	Ottawa	1-0	W
Oct. 27	Tampa Bay	4-3	W	Jan. 29	@ Boston	0-1	L
Oct. 29	Florida	3-2	W*	Feb. 1	Anaheim	2-2	T
Oct. 30	@ Boston	0-3	L	Feb. 3	Ottawa	4-2	W
Nov. 3	@ Dallas	3-1	W	Feb. 8	@ Colorado	2-0	W
Nov. 4	@ Chicago	5-4	W*	Feb. 10	@ Nashville	2-1	W*
Nov. 6	@ NY Islanders	2-1	W	Feb. 12	@ Philadelphia	2-3	O*
Nov. 10	Boston	6-2	W	Feb. 13	Edmonton	2-2	T
Nov. 12	@ Tampa Bay	2-4	L	Feb. 16	@ Pittsburgh	1-1	T
Nov. 13	@ Florida	1-3	L	Feb. 17	Vancouver	1-2	L
Nov. 16	@ Pittsburgh	2-3	L	Feb. 19	Los Angeles	4-1	W
Nov. 19	@ Atlanta	4-0	W	Feb. 21	New Jersey	3-2	W
Nov. 20	Atlanta	4-3	W	Feb. 25	NY Rangers	3-6	L
Nov. 24	Washington	5-2	W	Feb. 26	@ Toronto	2-5	L
Nov. 26	St. Louis	0-2	L	Feb. 28	@ Florida	5-2	W
Nov. 28	@ Tampa Bay	3-2	W*	Mar. 1	@ NY Rangers	3-3	T
Nov. 30	Pittsburgh	1-4	L	Mar. 4	@ NY Islanders	2-4	L
Dec. 2	Philadelphia	2-4	L	Mar. 5	@ Washington	1-2	L
Dec. 4	NY Rangers	1-1	T	Mar. 8	Boston	2-1	W*
Dec. 6	@ Toronto	2-3	O*	Mar. 10	Montreal	2-3	L
Dec. 8	Ottawa	0-0	T	Mar. 12	NY Islanders	4-2	W
Dec. 10	Chicago	2-1	W	Mar. 15	@ San Jose	5-6	O*
Dec. 14	Philadelphia	3-1	W	Mar. 16	@ Vancouver	3-6	L
Dec. 17	Florida	2-4	L	Mar. 18	@ Calgary	5-1	W
Dec. 18	@ NY Islanders	2-2	T	Mar. 20	Montreal	4-1	W
Dec. 21	@ NY Rangers	3-1	W	Mar. 23	Calgary	4-2	W
Dec. 23	Colorado	2-1	W	Mar. 27	@ Carolina	5-1	W
Dec. 27	@ New Jersey	1-4	L	Mar. 31	Carolina	1-3	L
Dec. 28	Detroit	2-7	L	Apr. 1	@ Montreal	2-0	W
Jan. 1	Toronto	8-1	W	Apr. 3	Toronto	3-2	W
Jan. 3	@ Toronto	2-6	L	Apr. 6	@ New Jersey	5-0	W
Jan. 4	Atlanta	4-5	L	Apr. 7	Pittsburgh	1-2	O*
Jan. 6	New Jersey	3-6	L	Apr. 9	@ Washington	1-1	T

\* - overtime decision O - overtime loss

**1998-99 REGULAR SEASON SCORING**

NO.	PLAYER	GP	G	A	PTS	+/-	PIM	PP	SH	GW	GT	SHOTS	PCT.
81	Miroslav Satan	81	40	26	66	24	44	13	3	6	1	208	19.2
27	Michael Peca	82	27	29	56	7	81	10	0	8	1	199	13.6
18	Michal Grosek	76	20	30	50	21	102	4	0	3	1	140	14.3
37	Curtis Brown	78	16	31	47	23	56	5	1	3	3	128	12.5
15	Dixon Ward	78	20	24	44	10	44	2	1	4	1	101	19.8
5	Jason Woolley	80	10	33	43	16	62	4	0	2	1	154	6.5
19	Brian Holzinger	81	17	17	34	2	45	5	0	2	0	143	11.9
44	Alexei Zhitnik	81	7	26	33	-6	96	3	1	2	0	185	3.8
25	Vaclav Varada	72	7	24	31	11	61	1	0	1	0	123	5.7
80	Geoff Sanderson	75	12	18	30	8	22	1	0	1	0	155	7.7
26	Derek Plante	41	4	11	15	3	12	0	0	0	0	66	6.1
8	Darryl Shannon	71	3	12	15	28	52	1	0	0	1	80	3.8
42	Richard Smehlik	72	3	11	14	-9	44	0	0	0	0	61	4.9
22	Wayne Primeau	67	5	8	13	-6	38	0	0	0	1	55	9.1
9	Erik Rasmussen*	42	3	7	10	6	37	0	0	0	0	40	7.5
36	Matthew Barnaby	44	4	4	8	-2	143	0	0	3	0	52	7.7
3	James Patrick	45	1	7	8	12	16	0	0	0	0	31	3.2
74	Jay McKee	72	0	6	6	20	75	0	0	0	0	57	0.0
17	Randy Cunneynworth	14	2	2	4	1	0	0	0	1	0	12	16.7
41	Stu Barnes	18	0	4	4	1	10	0	0	0	0	25	0.0
32	Rob Ray	76	0	4	4	-2	261	0	0	0	0	23	0.0
24	Paul Kruse	43	3	0	3	0	114	0	0	0	0	33	9.1
4	Mike Wilson	30	1	2	3	10	47	0	0	1	0	40	2.5
90	Joe Juneau	9	1	1	2	-1	2	0	0	0	0	8	12.5
4	Rhett Warrrener	13	1	0	1	3	20	0	0	0	0	11	9.1
34	J-Luc Grand-Pierre*	16	0	1	1	0	17	0	0	0	0	11	0.0
21	Mike Hurlbut	1	0	0	0	2	0	0	0	0	0	2	0.0
46	Dean Sylvester*	1	0	0	0	-1	0	0	0	0	0	1	0.0
83	Domenik Pitis*	3	0	0	0	2	0	0	0	0	0	1	0.0
29	Jason Holland*	3	0	0	0	-1	8	0	0	0	0	2	0.0
6	Cory Sarich*	4	0	0	0	3	0	0	0	0	0	2	0.0
43	Martin Biron*	6	0	0	0	0	0	0	0	0	0	0	0.0
40	Rumun Ndur	8	0	0	0	1	16	0	0	0	0	21	4.8
30	Dwayne Roloson	18	0	0	0	0	4	0	0	0	0	0	0.0
39	Domenik Hasek	64	0	0	0	0	14	0	0	0	0	0	0.0
NO.	GOALTENDER	GP	MIN	AVG.	W	L	T	EN	SO	GA	SA	PCT.	
39	Domenik Hasek	64	3817	1.87	30	18	14	2	9	119	1877	.937	
43	Martin Biron*	6	281	2.14	1	2	1	1	0	10	120	.917	
30	Dwayne Roloson	18	911	2.77	6	8	2	1	1	42	460	.909	
<b>TEAM TOTALS</b>		<b>82</b>	<b>5020</b>	<b>2.09</b>	<b>37</b>	<b>28</b>	<b>17</b>	<b>4</b>	<b>10</b>	<b>175</b>	<b>2461</b>	<b>.929</b>	

\* - rookie

**1999-00 REGULAR SEASON SCORING**

NO.	PLAYER	GP	G	A	PTS	+/-	PIM	PP	SH	GW	GT	SHOTS	PCT.
81	Miroslav Satan	81	33	34	67	16	32	5	3	5	1	265	12.5
37	Curtis Brown	74	22	29	51	19	42	5	0	4	1	149	14.8
41	Stu Barnes	82	20	25	45	-3	16	8	2	2	0	137	14.6
27	Michael Peca	73	20	21	41	6	67	2	0	3	0	144	13.9
25	Vaclav Varada	76	10	27	37	12	62	0	0	0	0	140	7.1
61	Maxim Afinogenov*	65	16	18	34	-4	41	2	0	2	0	128	12.5
18	Michal Grosek	61	11	23	34	12	35	2	0	2	0	96	11.5
5	Jason Woolley	74	8	25	33	14	52	2	0	2	0	113	7.1
8	Geoff Sanderson	67	13	13	26	4	22	4	0	3	0	136	9.6
19	Brian Holzinger	59	7	17	24	4	30	1	2	0	0	81	8.6
15	Dixon Ward	71	11	9	20	1	41	1	2	2	0	101	10.9
29	Vladimir Tsyplakov	34	6	13	19	17	10	0	0	1	0	46	13.0
74	Jay McKee	78	5	12	17	5	50	1	0	1	0	84	6.0
93	Doug Gilmour	11	3	14	17	3	12	2	0	0	0	13	23.1
9	Erik Rasmussen	67	8	6	14	1	43	0	0	2	0	76	10.5
3	James Patrick	66	5	8	13	8	22	0	0	3	0	40	12.5
44	Alexei Zhitnik	74	2	11	13	-6	95	1	0	0	0	139	1.4
22	Wayne Primeau	41	5	7	12	-8	38	2	0	1	0	40	12.5
42	Richard Smehlik	64	2	9	11	13	50	0	0	0	0	67	3.0
77	Chris Gratton	14	1	7	8	1	15	0	0	0	0	34	2.9
51	Brian Campbell*	12	1	4	5	-2	4	0	0	0	0	10	10.0
32	Rob Ray	69	1	3	4	0	158	0	0	0	0	17	5.9
6	Cory Sarich	42	0	4	4	2	35	0	0	0	0	49	0.0
4	Rhett Warrrener	61	0	3	3</								



record book\_2013.14 **YEAR-BY-YEAR RESULTS**

**2000-01 46-30-5-1, 2ND PLACE - NORTHEAST DIVISION**

Oct. 5	Chicago	4-2	W	Jan. 11	@ Los Angeles	2-3	L
Oct. 7	Los Angeles	5-3	W	Jan. 12	@ Anaheim	4-0	W
Oct. 13	@ Edmonton	2-3	L	Jan. 16	Tampa Bay	3-1	W
Oct. 14	@ Vancouver	0-4	L	Jan. 19	Florida	1-0	W
Oct. 17	@ Montreal	3-4	L	Jan. 20	@ Toronto	0-2	L
Oct. 20	Anaheim	2-2	T	Jan. 23	Columbus	1-2	L
Oct. 21	@ Detroit	4-5	O*	Jan. 26	Boston	1-2	L
Oct. 25	Carolina	4-1	W	Jan. 27	@ NY Islanders	2-1	W
Oct. 27	Toronto	2-1	W	Jan. 31	@ Florida	2-5	L
Oct. 28	@ Chicago	3-1	W	Feb. 1	@ Tampa Bay	2-4	L
Nov. 3	Montreal	5-4	W	Feb. 6	@ NY Rangers	6-3	W
Nov. 4	@ Philadelphia	0-3	L	Feb. 7	NY Islanders	2-1	W*
Nov. 9	NY Islanders	3-0	W	Feb. 10	@ Ottawa	2-1	W*
Nov. 11	@ New Jersey	4-0	W	Feb. 11	Montreal	3-4	L
Nov. 13	Calgary	3-2	W*	Feb. 13	@ Atlanta	4-5	L
Nov. 15	Dallas	2-2	T	Feb. 15	Atlanta	3-1	W
Nov. 17	Minnesota	3-1	W	Feb. 17	New Jersey	5-1	W
Nov. 18	@ St. Louis	1-4	L	Feb. 19	Ottawa	2-0	W
Nov. 22	Philadelphia	1-3	L	Feb. 22	@ New Jersey	1-0	W
Nov. 24	NY Rangers	3-2	W	Feb. 23	Phoenix	3-7	L
Nov. 25	@ Montreal	5-3	W	Feb. 25	Tampa Bay	5-4	W
Nov. 28	@ Ottawa	1-3	L	Feb. 27	@ Ottawa	4-1	W
Dec. 1	Pittsburgh	4-6	L	Mar. 1	@ Philadelphia	0-2	L
Dec. 2	@ Pittsburgh	3-2	W	Mar. 3	@ Colorado	3-2	W*
Dec. 5	@ Montreal	3-2	W	Mar. 4	@ Dallas	1-4	L
Dec. 7	New Jersey#	5-2	W	Mar. 6	@ Boston	3-1	W
Dec. 8	@ NY Rangers	2-5	L	Mar. 9	Edmonton	0-4	L
Dec. 12	@ Boston	3-0	W	Mar. 14	NY Rangers	6-3	W
Dec. 15	@ Carolina	3-5	L	Mar. 16	Vancouver	4-2	W
Dec. 16	Florida	3-2	W	Mar. 17	@ Washington	3-2	W
Dec. 20	@ Washington	2-2	T	Mar. 20	Toronto	3-0	W
Dec. 21	Washington	1-3	L	Mar. 21	@ Carolina	0-1	L
Dec. 23	San Jose	5-2	W	Mar. 24	Carolina	3-1	W
Dec. 26	Pittsburgh	3-5	L	Mar. 26	@ Atlanta	4-0	W
Dec. 29	Ottawa	2-0	W	Mar. 27	@ Pittsburgh	1-4	L
Dec. 30	@ NY Islanders	2-0	W	Mar. 30	Atlanta	4-0	W
Jan. 1	Boston	3-4	L	Apr. 1	@ Tampa Bay	4-2	W
Jan. 3	@ Toronto	1-1	T	Apr. 2	@ Florida	5-3	W
Jan. 5	Toronto	3-3	T	Apr. 4	Boston	2-3	L
Jan. 6	@ Nashville	2-0	W	Apr. 6	Washington	2-1	W
Jan. 9	@ San Jose	1-2	L	Apr. 8	Philadelphia	1-2	L

\* - overtime decision O - overtime loss # - rescheduled from Dec. 6

**2001-02 35-35-11-1, 5TH PLACE - NORTHEAST DIVISION**

Oct. 4	Atlanta	1-2	L	Jan. 6	@ Minnesota	4-1	W
Oct. 6	Ottawa	3-2	W	Jan. 8	Vancouver	3-2	W
Oct. 7	@ NY Rangers	4-5	O*	Jan. 10	Pittsburgh	0-2	L
Oct. 10	Philadelphia	2-1	W	Jan. 12	New Jersey	2-1	W
Oct. 12	@ Detroit	2-4	L	Jan. 16	@ Anaheim	3-1	W
Oct. 14	Pittsburgh	4-1	W	Jan. 17	@ Los Angeles	2-4	L
Oct. 16	Nashville	3-3	T	Jan. 19	@ Phoenix	3-1	W
Oct. 19	Columbus	1-3	L	Jan. 21	@ Colorado	2-3	L
Oct. 20	@ Montreal	3-1	W	Jan. 23	St. Louis	2-5	L
Oct. 22	San Jose	4-1	W	Jan. 25	Tampa Bay	4-1	W
Oct. 26	Montreal	2-5	L	Jan. 27	@ Washington	3-2	W*
Oct. 27	@ New Jersey	1-3	L	Jan. 29	@ Carolina	2-2	T
Oct. 30	Phoenix	2-3	L	Feb. 5	@ Boston	2-2	T
Nov. 2	Tampa Bay	4-1	W	Feb. 8	Ottawa	3-2	W*
Nov. 3	@ Ottawa	0-3	L	Feb. 10	@ New Jersey	1-4	L
Nov. 8	Atlanta	8-0	W	Feb. 12	New Jersey	2-2	T
Nov. 10	NY Rangers	2-4	L	Feb. 26	@ Atlanta	1-2	L
Nov. 12	@ Florida	5-3	W	Mar. 1	Boston	4-3	W
Nov. 13	@ Nashville	1-4	L	Mar. 2	@ Toronto	3-3	T
Nov. 16	Florida	0-2	L	Mar. 4	Edmonton	0-3	L
Nov. 17	@ Boston	1-3	L	Mar. 7	@ NY Islanders	5-0	W
Nov. 19	@ Atlanta	2-3	L	Mar. 8	Montreal	3-0	W
Nov. 21	Toronto	4-2	W	Mar. 10	Detroit	5-1	W
Nov. 23	Calgary	5-2	W	Mar. 12	NY Islanders	0-3	L
Nov. 24	@ Pittsburgh	1-3	L	Mar. 14	@ Philadelphia	3-1	W
Nov. 27	NY Rangers	2-2	T	Mar. 15	@ Florida	2-5	L
Nov. 28	@ Washington	5-2	W	Mar. 17	@ Tampa Bay	2-2	T
Dec. 1	@ NY Islanders	4-2	W	Mar. 19	Ottawa	5-1	W
Dec. 4	@ Carolina	4-2	W	Mar. 21	Boston	1-2	L
Dec. 7	Colorado	1-4	L	Mar. 23	@ Toronto	0-2	L
Dec. 8	@ Boston	2-4	L	Mar. 24	@ Ottawa	3-2	W*
Dec. 12	@ Dallas	3-4	L	Mar. 26	Washington	3-4	L
Dec. 14	Carolina	3-2	W*	Mar. 28	@ St. Louis	1-4	L
Dec. 15	@ NY Rangers	2-4	L	Mar. 30	@ Philadelphia	3-1	W
Dec. 19	Chicago	5-6	L	Apr. 1	Philadelphia	3-1	W
Dec. 21	Toronto	3-3	T	Apr. 3	NY Islanders	1-1	T
Dec. 22	@ Toronto	2-3	L	Apr. 5	Florida	3-1	W
Dec. 26	Montreal	3-1	W	Apr. 7	@ Tampa Bay	5-3	W
Dec. 29	@ Columbus	2-2	T	Apr. 10	@ Pittsburgh	4-4	T
Dec. 31	Carolina	4-5	L	Apr. 12	Washington	1-3	L
Jan. 3	@ Calgary	1-3	L	Apr. 13	@ Montreal	3-0	W

\* - overtime decision O - overtime loss

**2000-01 REGULAR SEASON SCORING**

NO.	PLAYER	GP	G	A	PTS	+/-	PIM	PP	SH	GW	GT	SHOTS	PCT.
28	Donald Audette	76	34	45	79	-2	76	14	1	3	2	225	15.1
81	Miroslav Satan	82	29	33	62	5	36	8	2	4	1	206	14.1
57	Steve Heinze	79	27	54	54	-13	46	15	0	4	0	144	18.8
17	J-P Dumont	79	23	28	51	1	54	9	0	5	0	156	14.7
41	Stu Barnes	75	19	24	43	-2	26	3	2	5	0	160	11.9
77	Chris Gratton	82	19	21	40	0	102	5	0	5	1	156	12.2
93	Doug Gilmour	71	7	31	38	3	70	4	0	0	0	91	7.7
44	Alexei Zhitnik	78	8	29	37	-3	75	5	0	1	1	149	5.4
61	Maxim Afinogenov	78	14	22	36	1	40	3	0	5	0	190	7.4
52	Dave Andreychuk	74	20	13	33	0	32	8	0	4	0	119	16.8
37	Curtis Brown	70	10	22	32	15	34	2	1	0	0	105	9.5
9	Erik Rasmussen	82	12	19	31	0	51	1	0	3	0	95	12.6
25	Vaclav Varada	75	10	21	31	-2	81	2	0	2	0	112	8.9
5	Jason Woolley	67	5	18	23	0	46	4	0	3	0	92	5.4
45	Dmitri Kalinin*	79	4	18	22	-2	38	2	0	0	0	88	4.5
4	Rhett Warrrener	77	3	16	19	10	78	0	0	2	0	103	2.9
42	Richard Smehlik	56	3	12	15	6	4	0	0	1	0	40	7.5
29	Vladimir Tsylplakov	36	7	14	22	0	10	0	0	0	0	39	17.9
3	James Patrick	54	4	9	13	9	12	1	0	0	0	48	8.3
55	Denis Hamel*	41	8	3	11	-2	22	1	1	3	0	55	14.5
74	Jay McKee	74	1	10	11	9	76	0	0	0	0	62	1.6
32	Rob Ray	63	4	6	10	2	210	0	0	1	0	33	12.1
26	Eric Boulton*	35	1	2	3	-1	94	0	0	0	0	20	5.0
39	Dominik Hasek	67	0	3	3	0	22	0	0	0	0	0	0.0
16	Chris Taylor	14	0	2	2	1	6	0	0	0	0	21	0.0
35	Mika Noronen*	2	0	0	0	0	0	0	0	0	0	0	0.0
51	Brian Campbell*	8	0	0	0	-2	2	0	0	0	0	7	0.0
43	Martin Biron	18	0	0	0	0	0	0	0	0	0	0	0.0
NO.	GOALTENDER	GP	MIN	AVG.	W	L	T	EN	SO	GA	SA	PCT.	
39	Dominik Hasek	67	3904	2.11	37	24	4	2	11	137	1726	.921	
43	Martin Biron	18	918	2.55	7	7	1	1	2	39	427	.909	
35	Mika Noronen*	2	108	2.78	2	0	0	0	0	5	39	.872	
34	Peter Skudra	1	0	0.00	0	0	0	0	0	0	0	.000	
<b>TEAM TOTALS</b>		<b>82</b>	<b>4956</b>	<b>2.24</b>	<b>46</b>	<b>31</b>	<b>5</b>	<b>3</b>	<b>13</b>	<b>184</b>	<b>2195</b>	<b>.916</b>	

\* - rookie

**2001-02 REGULAR SEASON SCORING**

NO.	PLAYER	GP	G	A	PTS	+/-	PIM	PP	SH	GW	GT	SHOTS	PCT.
81	Miroslav Satan	82	37	36	73	14	33	15	5	5	0	267	13.9
41	Stu Barnes	68	17	31	48	6	26	5	0	4	1	127	13.4
18	Tim Connolly	82	10	35	45	4	34	3	0	3	0	126	7.9
17	J-P Dumont	76	23	21	44	-10	42	7	0	3	1	154	14.9
61	Maxim Afinogenov	81	21	19	40	-9	69	3	1	0	0	234	9.0
77	Chris Gratton	82	15	24	39	0	75	1	0	5	0	139	10.8
37	Curtis Brown	82	20	17	37	-4	32	4	1	5	0	171	11.7
44	Alexei Zhitnik	82	1	33	34	-1	80	1	0	0	0	150	0.7
5	Jason Woolley	59	8	20	28	-6	34	6	0	2	0	90	8.9
25	Vaclav Varada	76	7	16	23	-7	82	1	0	1	0	138	5.1
13	Vyacheslav Kozlov	38	9	13	22	0	16	3	0	1	0	68	13.2
24	Taylor Pyatt	48	10	10	20	4	35	0	0	0	1	61	16.4
9	Erik Rasmussen	69	8	11	19	-1	34	0	0	2	0	89	9.0
3	James Patrick	56	5	8	13	3	16	1	0	0	0	45	11.1
74	Jay McKee	81	2	11	13	18	43	0	0	1	0	50	4.0
45	Dmitri Kalinin*	58	2	11	13	-6	26	0	0	0	0	67	3.0
4	Rhett Warrrener	65	5	5	10	15	113	0	0	1	1	66	7.6
42	Richard Smehlik	60	3	6	9	-9	22	0	0	1	1	52	5.8
29	Bob Corkum	75	3	5	8	-32	20	0	0	0	0	80	3.8
55	Denis Hamel	61	2	6	8	-1	28	0	0	0	0	80	2.5
51	Brian Campbell	29	3	3	6	0	12	0	0	0	0	30	10.0
32	Rob Ray	71	2	3	5	-3	200	0	0	0	0	23	8.7
26	Eric Boulton	35	2	3	5	-1	129	0	0	1	0	21	9.5
12	Ales Kotalik*	13	1	3	4	-1	2	0	0	0	0	21	4.8
19	Norman Milley*	5	0	1	1	0	0	0	0	0	0	10	0.0
43	Martin Biron	72	0	1	1	0	8	0	0	0	0	0	0.0
8	Rory Fitzpatrick	5	0	0	0	-2	4	0	0	0	0	2	0.0
10	Henrik Tallinder	2	0	0	0	-1	0	0	0	0	0	4	0.0
35	Mika Noronen*	10	0	0	0	0	2	0	0	0	0	0	0.0
31	Bob Essensa												



**2002-03 27-37-10-8, 5TH PLACE - NORTHEAST DIVISION**

Oct. 10	NY Islanders	5-1	W	Jan. 11	@ Montreal	3-2	W
Oct. 12	@ Montreal	6-1	W	Jan. 14	@ Minnesota	1-0	W
Oct. 13	@ Chicago	0-3	L	Jan. 16	@ San Jose	2-2	T
Oct. 17	NY Rangers	4-4	T	Jan. 18	@ Phoenix	1-0	W
Oct. 19	Phoenix	2-3	L	Jan. 21	Pittsburgh	0-0	T
Oct. 22	Philadelphia	2-1	W	Jan. 24	Toronto	4-0	W
Oct. 25	New Jersey	1-2	L	Jan. 25	@ Ottawa	3-4	O*
Oct. 26	@ Pittsburgh	2-5	L	Jan. 27	Nashville	1-5	L
Oct. 29	@ Vancouver	1-1	T	Jan. 30	@ St. Louis	1-2	O*
Oct. 31	@ Calgary	0-3	L	Feb. 4	@ New Jersey	1-4	L
Nov. 1	@ Edmonton	1-1	T	Feb. 7	Vancouver	2-4	L
Nov. 3	@ Columbus	2-3	L	Feb. 8	@ NY Islanders	1-3	L
Nov. 7	@ Carolina	0-2	L	Feb. 11	St. Louis	2-3	L
Nov. 9	Atlanta	4-6	L	Feb. 13	@ Detroit	2-4	L
Nov. 12	Boston	3-4	L	Feb. 15	NY Rangers	5-4	W
Nov. 15	Toronto	2-3	L	Feb. 17	@ Atlanta	3-4	O*
Nov. 16	@ Ottawa	1-4	L	Feb. 19	Montreal	2-1	W*
Nov. 19	@ New Jersey	3-4	O*	Feb. 21	Los Angeles	1-4	L
Nov. 22	Columbus	5-4	W	Feb. 23	@ Tampa Bay	4-1	W
Nov. 23	@ Boston	1-4	L	Feb. 24	@ Florida	2-2	T
Nov. 27	Tampa Bay	1-1	T	Feb. 26	@ Washington	2-3	L
Nov. 29	Pittsburgh	1-4	L	Feb. 28	Dallas	5-3	W
Nov. 30	@ Toronto	1-3	L	Mar. 1	@ NY Islanders	1-2	O*
Dec. 4	Anaheim	4-0	W	Mar. 4	Washington	1-2	L
Dec. 6	@ NY Rangers	4-1	W	Mar. 6	Toronto	4-2	W
Dec. 7	Washington	4-3	W	Mar. 8	@ Florida	4-0	W
Dec. 10	Ottawa	2-4	L	Mar. 9	@ Tampa Bay	1-1	T
Dec. 13	Chicago	1-1	T	Mar. 12	Carolina	2-3	O*
Dec. 14	@ Philadelphia	0-2	L	Mar. 14	Tampa Bay	2-4	L
Dec. 18	Boston	4-2	W	Mar. 15	@ Atlanta	3-5	L
Dec. 20	Florida	0-2	L	Mar. 18	Philadelphia	5-2	W
Dec. 21	@ Montreal	2-6	L	Mar. 19	@ NY Rangers	0-3	L
Dec. 23	@ Pittsburgh	2-5	L	Mar. 22	@ Toronto	2-3	O*
Dec. 26	Ottawa	2-3	L	Mar. 24	Colorado	4-3	W*
Dec. 28	Minnesota	3-4	L	Mar. 26	Florida	2-1	W
Dec. 30	@ Washington	3-4	L	Mar. 28	Montreal	4-1	W
Dec. 31	NY Islanders	0-1	O*	Mar. 29	@ Carolina	3-1	W
Jan. 3	Carolina	6-3	W	Mar. 31	@ Dallas	0-3	L
Jan. 4	@ Ottawa	2-1	W*	Apr. 2	Atlanta	4-3	W
Jan. 7	@ Philadelphia	2-3	L	Apr. 5	@ Boston	5-8	L
Jan. 10	Boston	4-2	W	Apr. 6	New Jersey	2-2	T

\* - overtime decision O - overtime loss # - rescheduled from Dec. 6

**2003-04 37-34-5-4, 5TH PLACE - NORTHEAST DIVISION**

Oct. 9	@ Philadelphia	0-2	L	Jan. 7	Philadelphia	1-1	T
Oct. 11	NY Islanders	0-6	L	Jan. 9	Ottawa	3-2	W
Oct. 13	Dallas	4-3	W	Jan. 12	@ Boston	3-4	L
Oct. 16	@ Edmonton	1-4	L	Jan. 13	Philadelphia	6-2	W
Oct. 18	@ Calgary	2-0	W	Jan. 15	Boston	0-1	L
Oct. 20	@ Vancouver	1-6	L	Jan. 17	@ NY Islanders	2-4	L
Oct. 23	@ Los Angeles	5-1	W	Jan. 20	@ Atlanta	1-4	L
Oct. 24	@ Anaheim	5-2	W	Jan. 22	@ Boston	3-2	W
Oct. 26	@ Colorado	3-1	W	Jan. 24	@ Philadelphia	1-2	L
Oct. 28	Minnesota	1-3	L	Jan. 25	@ Carolina	4-2	W
Oct. 30	Toronto	5-3	W	Jan. 27	Montreal	4-1	W
Nov. 1	@ Ottawa	1-1	T	Jan. 30	@ NY Rangers	3-1	W
Nov. 5	Atlanta	4-7	L	Jan. 31	NY Rangers	3-1	W
Nov. 7	Montreal	2-1	W	Feb. 5	Boston	2-6	L
Nov. 8	@ Montreal	0-3	L	Feb. 10	San Jose	2-1	W
Nov. 12	New Jersey	2-2	T#	Feb. 13	Los Angeles	8-3	W
Nov. 14	Pittsburgh	1-2	O*	Feb. 14	@ Toronto	6-4	W
Nov. 17	@ Ottawa	2-1	W	Feb. 16	Atlanta	7-2	W
Nov. 19	@ New Jersey	1-4	L	Feb. 18	Florida	1-1	T
Nov. 21	Carolina	5-0	W	Feb. 20	Tampa Bay	4-3	W*
Nov. 22	@ Tampa Bay	1-2	L	Feb. 21	@ NY Islanders	1-4	L
Nov. 24	@ Florida	1-2	L	Feb. 25	@ New Jersey	2-8	L
Nov. 26	Washington	5-2	W	Feb. 27	NY Islanders	2-4	L
Nov. 28	Florida	4-3	W	Feb. 28	@ Ottawa	1-7	L
Nov. 29	Nashville	1-4	L	Mar. 3	Ottawa	4-3	W
Dec. 3	@ Chicago	3-2	W	Mar. 6	@ Toronto	5-1	W
Dec. 4	Phoenix	2-3	L	Mar. 7	St. Louis	1-5	L
Dec. 6	Tampa Bay	1-3	L	Mar. 10	@ Washington	6-0	W
Dec. 10	Detroit	2-7	L	Mar. 11	Boston	2-3	O*
Dec. 12	NY Rangers	1-3	L	Mar. 13	@ Boston	2-3	O*
Dec. 13	@ Minnesota	2-3	L	Mar. 15	Toronto	5-6	O*
Dec. 16	@ Pittsburgh	1-2	L	Mar. 17	@ Atlanta	4-3	W*
Dec. 19	New Jersey	2-5	L	Mar. 18	@ Tampa Bay	1-3	L
Dec. 23	Ottawa	2-2	T	Mar. 20	@ Florida	2-1	W
Dec. 26	Carolina	3-1	W	Mar. 24	Montreal	2-1	W
Dec. 27	@ Washington	3-1	W	Mar. 26	Pittsburgh	5-1	W
Dec. 29	@ Carolina	1-2	L	Mar. 27	@ Pittsburgh	2-2	T
Dec. 31	Washington	7-1	W	Mar. 29	Columbus	6-0	W
Jan. 2	Anaheim	5-2	W	Mar. 31	@ NY Rangers	4-3	L
Jan. 3	@ Toronto	3-3	T	Apr. 2	Toronto	0-2	W
Jan. 6	@ Montreal	1-3	L	Apr. 3	@ Montreal	3-6	L

\* - overtime decision O - overtime loss # - played at Blue Cross Arena (Rochester, NY)

**2002-03 REGULAR SEASON SCORING**

NO.	PLAYER	GP	G	A	PTS	+/-	PIM	PP	SH	GW	GT	SHOTS	PCT.
81	Miroslav Satan	79	26	49	75	-3	20	11	1	3	1	240	10.8
77	Chris Gratton	66	15	29	44	-5	86	4	0	2	0	187	8.0
12	Ales Kotalik*	68	21	14	35	-2	30	4	0	2	2	138	15.2
17	J-P Dumont	76	14	21	35	-14	44	2	0	2	0	135	10.4
41	Stu Barnes	68	11	21	32	-13	20	2	1	2	0	124	8.9
37	Curtis Brown	74	15	16	31	4	40	3	4	4	0	144	10.4
24	Taylor Pyatt	78	14	14	28	-8	38	2	0	0	0	110	12.7
71	Jochen Hecht	49	10	16	26	4	30	2	0	2	0	145	6.9
18	Tim Connolly	80	12	13	25	-28	32	6	0	2	0	159	7.5
45	Dmitri Kalinin	65	8	13	21	-7	57	3	1	0	1	83	9.6
44	Alexei Zhitnik	70	3	18	21	-5	85	0	0	1	0	138	2.2
51	Brian Campbell	65	2	17	19	-8	20	0	0	1	0	90	2.2
22	Adam Mair	79	6	11	17	-4	146	0	1	1	0	83	7.2
3	James Patrick	69	4	12	16	-3	26	2	0	1	0	63	6.3
10	Henrik Tallinder*	46	3	10	13	-3	28	1	0	0	0	37	8.1
48	Daniel Briere	14	7	5	12	-	12	5	0	1	1	39	17.9
25	Vaclav Varada	44	7	4	11	-2	23	1	0	0	0	64	10.9
61	Maksim Afinogenov	35	5	6	11	-12	21	2	0	2	0	77	6.5
4	Rhett Warriner	50	0	9	9	1	63	0	0	0	0	47	0.0
26	Eric Boulton	58	1	5	6	1	178	0	0	0	0	33	3.0
28	Jason Botterill	17	1	4	5	1	14	1	0	0	0	20	5.0
74	Jay McKee	59	0	5	5	-16	49	0	0	0	0	44	0.0
16	Chris Taylor	11	1	3	4	-1	2	0	0	0	0	10	10.0
8	Rory Fitzpatrick	36	1	3	4	-7	16	0	0	0	0	29	3.4
5	Jason Woolley	14	0	3	3	-1	29	0	0	0	0	29	0.0
55	Denis Hamel	25	2	0	2	-4	17	0	0	1	0	41	4.9
19	Norman Milley*	8	0	2	2	-2	6	0	0	0	0	8	0.0
15	Milan Bartovic*	3	1	0	1	0	0	0	0	0	0	5	20.0
43	Martin Biron	54	0	1	1	0	12	0	0	0	0	0	0.0
6	Doug Houda	1	0	0	0	-2	2	0	0	0	0	1	0.0
60	Paul Gaustad*	1	0	0	0	0	0	0	0	0	0	0	0.0
23	Sean McMorrow*	1	0	0	0	0	0	0	0	0	0	0	0.0
29	Jaroslav Kristek*	6	0	0	0	-2	4	0	0	0	0	4	0.0
33	Doug Janik*	6	0	0	0	1	2	0	0	0	0	1	0.0
21	Radoslav Hecl	14	0	0	0	0	2	0	0	0	0	3	0.0
32	Rob Ray	41	0	0	0	-5	92	0	0	0	0	14	0.0
30	Ryan Miller*	15	0	0	0	0	0	0	0	0	0	0	0.0
35	Mika Noronen*	16	0	0	0	0	0	0	0	0	0	0	0.0
NO.	GOALTENDER	GP	MIN	AVG.	W	L	T	EN	SO	GA	SA	PCT.	
16	Mika Noronen*	16	891	2.42	4	9	3	2	1	36	411	.912	
43	Martin Biron	54	3170	2.56	17	28	6	5	4	135	1468	.908	
30	Ryan Miller*	15	912	2.63	6	8	1	1	1	40	410	.902	
TEAM TOTALS		82	5002	2.63	27	45	10	8	6	219	2297	.905	

\* - rookie

**2003-04 REGULAR SEASON SCORING**

NO.	PLAYER	GP	G	A	PTS	+/-	PIM	PP	SH	GW	GT	SHOTS	PCT.
48	Daniel Briere	82	28	37	65	-7	70	11	0	3	0	194	14.4
81	Miroslav Satan	82	29	28	57	-15	30	11	1	5	0	206	14.1
17	J-P Dumont	77	22	31	53	-9	40	10	1	0	0	156	14.1
23	Chris Drury	76	18	35	53	8	68	5	1	2	0	152	11.8
55	Jochen Hecht	64	15	37	52	17	49	2	1	0	0	174	8.6
45	Dmitri Kalinin	77	10	24	34	0	42	2	1	4	0	118	8.5
61	Maksim Afinogenov	73	17	14	31	-4	57	3	0	4	1	148	11.5
44	Alexei Zhitnik	68	4	24	28	-13	102	2	0	0	1	134	3.0
12	Ales Kotalik	62	15	11	26	-1	41	2	0	3	0	142	10.6
37	Curtis Brown	68	9	12	21	2	30	2	1	2	0	117	7.7
24	Taylor Pyatt	63	8	12	20	-7	25	1	2	4	0	98	8.2
22	Adam Mair	81	6	14	20	-3	146	1	0	1	0	82	7.3
9	Derek Roy*	49	9	10	19	-8	12	1	0	4	0	71	12.7
16	Chris Taylor	54	6	6	12	-2	22	0	0	0	0	50	12.0
3	James Patrick	55	4	7	11	-11	12	0	0	1	0	44	9.1
8	Rory Fitzpatrick	60	4	7	11	-5	44	2	0	2	0	78	5.1
51	Brian Campbell	53	3	8	11	-8	12	0	0	0	0	45	6.7
10	Henrik Tallinder	72	1	9	10	5	26	0	0	0	0	63	1.6
4	Mike Grier	14	1	8	9	10	4	0	0	0	0	18	5.6
15	Milan Bartovic*	23	1	8	9	1	18	0	0	0	0	30	3.3
5	Andy Delmore	37	2	5	7	-5	29	2	0	0	0	40	5



**2005-06 52-24-6, 2ND PLACE - NORTHEAST DIVISION**

Oct. 5	NY Islanders	6-4	W	Jan. 7	New Jersey	2-3	L
Oct. 7	Boston	4-1	W	Jan. 12	Phoenix	1-2	O**
Oct. 8	@ Ottawa	0-5	L	Jan. 14	Los Angeles	10-1	W
Oct. 10	Pittsburgh	3-2	W*	Jan. 16	@ Edmonton	3-1	W
Oct. 13	@ Tampa Bay	4-3	W**	Jan. 19	@ Vancouver	1-4	L
Oct. 15	@ Florida	2-3	L	Jan. 21	@ Calgary	1-4	L
Oct. 20	@ Boston	4-3	W	Jan. 24	@ NY Rangers	2-1	W
Oct. 22	NY Rangers	3-1	W	Jan. 26	@ Toronto	8-4	W
Oct. 26	Washington#	2-3	L	Jan. 31	@ Atlanta	5-2	W
Oct. 28	@ New Jersey	2-3	L	Feb. 2	Philadelphia	4-2	W
Oct. 29	@ NY Islanders	6-4	W	Feb. 4	Ottawa	2-1	W**
Nov. 2	Ottawa	4-10	L	Feb. 7	@ Montreal	3-2	W*
Nov. 4	Montreal	2-3	L	Feb. 9	Montreal	2-3	O*
Nov. 5	@ Montreal	2-3	L	Feb. 11	Florida	5-3	W
Nov. 9	Carolina	3-5	L	Feb. 12	@ Carolina	3-4	O**
Nov. 11	Toronto	5-2	W	Mar. 1	Atlanta	2-4	L
Nov. 12	@ Ottawa	1-6	L	Mar. 3	Toronto	6-2	W
Nov. 15	New Jersey	4-1	W	Mar. 4	@ Boston	3-2	W
Nov. 17	Washington	8-5	W	Mar. 7	Boston	3-2	W
Nov. 19	@ Boston	3-2	W	Mar. 9	Tampa Bay	8-5	W
Nov. 22	NY Rangers	2-3	O**	Mar. 11	@ Philadelphia	6-5	W
Nov. 23	@ NY Islanders	4-3	W**	Mar. 12	Boston	6-2	W
Nov. 25	Montreal	3-1	W	Mar. 14	@ Washington	6-4	W
Nov. 27	@ Washington	3-2	W	Mar. 16	Toronto	3-1	W
Nov. 29	@ Pittsburgh	3-2	W	Mar. 18	@ Ottawa	2-4	L
Dec. 1	@ Montreal	3-2	W*	Mar. 20	@ Atlanta	0-5	L
Dec. 2	San Jose	0-5	L	Mar. 22	Carolina	3-4	L
Dec. 4	@ Colorado	6-4	W	Mar. 24	Ottawa	1-3	L
Dec. 8	Anaheim	3-2	W*	Mar. 25	@ Boston	4-5	L
Dec. 11	@ Minnesota	3-2	W	Mar. 27	@ NY Rangers	4-5	O**
Dec. 14	Dallas	4-3	W	Mar. 29	Boston	4-3	W
Dec. 16	@ Pittsburgh	4-3	W*	Mar. 30	@ New Jersey	1-3	L
Dec. 17	Pittsburgh	4-3	W	Apr. 1	@ Toronto	0-7	L
Dec. 19	@ Philadelphia	2-1	W**	Apr. 3	@ Toronto	3-2	W**
Dec. 22	@ Florida	1-4	L	Apr. 5	Ottawa	5-4	W*
Dec. 23	@ Tampa Bay	4-1	W	Apr. 7	Philadelphia	2-4	L
Dec. 26	NY Islanders	6-3	W	Apr. 8	@ Ottawa	6-2	W
Dec. 29	@ Toronto	3-4	O**	Apr. 12	Montreal	3-1	W
Dec. 30	Atlanta	4-1	W	Apr. 15	@ Montreal	4-2	W
Jan. 1	Florida	1-2	L	Apr. 16	Toronto	6-0	W
Jan. 5	Tampa Bay	3-1	W	Apr. 18	@ Carolina	4-0	W

\* - overtime decision O - overtime loss # - played at Blue Cross Arena (Rochester, NY)

**2006-07 52-22-7, 1ST PLACE - NORTHEAST DIVISION**

Oct. 4	@ Carolina	3-2	W**	Jan. 6	@ Toronto	4-3	W
Oct. 6	Montreal	5-4	W**	Jan. 10	@ Chicago	2-1	W
Oct. 7	@ Ottawa	4-3	W	Jan. 11	Toronto	2-4	L
Oct. 13	@ Detroit	3-2	W**	Jan. 13	Tampa Bay	2-3	L
Oct. 14	NY Rangers	7-4	W	Jan. 15	@ Boston	2-3	O**
Oct. 17	Philadelphia	9-1	W	Jan. 17	Boston	6-3	W
Oct. 20	Carolina	5-4	W	Jan. 19	Vancouver	4-3	W**
Oct. 21	@ Boston	6-2	W	Jan. 20	@ Montreal	3-4	L
Oct. 23	@ Montreal	4-1	W	Jan. 26	@ Columbus	2-3	L
Oct. 26	@ NY Islanders	3-0	W	Jan. 27	@ NY Islanders	3-5	L
Oct. 28	Atlanta	4-5	O**	Jan. 30	Boston	7-1	W
Nov. 2	@ Boston	5-4	W**	Feb. 1	@ Boston	3-1	W
Nov. 4	Toronto	1-4	L	Feb. 3	@ New Jersey	2-3	L
Nov. 5	@ NY Rangers	4-3	W*	Feb. 6	@ Atlanta	4-3	W**
Nov. 10	Florida	5-4	W*	Feb. 7	Ottawa	3-2	W
Nov. 11	@ Philadelphia	5-4	W*	Feb. 10	Calgary	3-2	W**
Nov. 13	@ Carolina	7-4	W	Feb. 15	Edmonton	2-1	W*
Nov. 15	Ottawa	2-4	L	Feb. 17	Boston	3-4	O**
Nov. 17	Pittsburgh	4-2	W	Feb. 20	Philadelphia	6-3	W
Nov. 18	@ Ottawa	1-4	L	Feb. 22	Ottawa	6-5	W**
Nov. 20	Tampa Bay	7-2	W	Feb. 24	@ Ottawa	5-6	L
Nov. 22	Toronto	7-4	W	Feb. 27	@ Toronto	6-1	W
Nov. 24	Montreal	1-2	O*	Mar. 2	Montreal	8-5	W
Nov. 26	@ NY Rangers	3-2	W*	Mar. 3	@ Toronto	3-1	W
Dec. 1	NY Rangers	4-3	W**	Mar. 7	Colorado	2-3	L
Dec. 2	@ Washington	4-7	L	Mar. 9	Minnesota	1-5	L
Dec. 5	@ Tampa Bay	4-1	W	Mar. 10	New Jersey	2-3	L
Dec. 7	@ Florida	1-3	L	Mar. 13	@ Pittsburgh	4-5	O**
Dec. 9	@ Montreal	3-2	W**	Mar. 15	@ Florida	5-3	W
Dec. 12	@ New Jersey	3-2	W	Mar. 16	@ Tampa Bay	3-2	W
Dec. 14	Florida	2-1	W	Mar. 18	@ Atlanta	3-4	O*
Dec. 16	Ottawa	1-3	L	Mar. 21	Washington	5-2	W
Dec. 19	Montreal	2-5	L	Mar. 23	Toronto	5-4	W
Dec. 21	@ Nashville	7-2	W	Mar. 24	Toronto	1-4	L
Dec. 23	@ St. Louis	2-3	O*	Mar. 28	New Jersey	4-3	W
Dec. 26	Washington	6-3	W	Mar. 30	NY Islanders	6-4	W
Dec. 28	Carolina	4-1	W	Mar. 31	@ Montreal	3-4	L
Dec. 30	Atlanta	4-1	W	Apr. 3	@ Pittsburgh	4-1	W
Jan. 1	NY Islanders	3-1	W	Apr. 5	Boston	4-2	W
Jan. 3	@ Ottawa	3-6	L	Apr. 7	@ Washington	2-0	W
Jan. 5	Pittsburgh	2-4	L	Apr. 8	@ Philadelphia	3-4	L

\* - overtime decision O - overtime loss \*\* - shootout decision

**2005-06 REGULAR SEASON SCORING**

NO.	PLAYER	GP	G	A	PTS	+/-	PIM	PP	SH	GW	OT	SHOTS	PCT.
61	Maxim Afinogenov	77	22	51	73	6	84	11	0	3	2	241	9.1
23	Chris Drury	81	30	37	67	-12	32	16	2	5	1	172	17.4
12	Ales Kotalik	82	25	37	62	-3	62	10	0	5	0	261	14.1
48	Daniel Briere	48	25	33	58	3	48	11	0	4	1	147	17.0
19	Tim Connolly	63	16	39	55	5	28	7	0	3	0	99	16.2
26	Thomas Vanek*	81	25	23	48	-11	72	11	0	4	0	204	12.2
9	Derek Roy	70	18	28	46	1	57	5	1	1	0	151	11.9
51	Brian Campbell	79	12	32	44	-14	16	5	0	5	1	105	11.4
55	Jochen Hecht	64	18	24	42	10	34	4	2	4	1	179	10.1
27	Teppo Numminen	75	2	38	40	6	36	0	0	0	0	60	5.0
17	J-P Dumont	54	20	20	40	-2	38	9	0	3	0	116	17.2
29	Jason Pominville*	57	18	12	30	-4	22	10	2	2	0	124	14.5
28	Paul Gaustad*	78	9	15	24	4	65	0	0	0	0	113	7.9
25	Mike Grier	81	7	16	23	-7	28	0	0	4	0	109	6.4
10	Henrik Tallinder	82	6	15	21	10	74	0	1	1	0	79	7.6
45	Dmitri Kalinin	55	2	16	18	14	54	0	0	0	0	47	4.3
5	Toni Lydman	75	1	16	17	9	82	0	0	0	0	68	1.5
74	Jay McKee	75	5	11	16	0	57	0	1	0	0	50	10.0
24	Taylor Pyatt	41	6	6	12	-1	33	0	0	1	0	62	9.6
8	Rory Fitzpatrick	56	4	5	9	-18	50	2	0	1	0	44	9.1
22	Adam Mair	40	2	5	7	-2	47	0	0	0	0	40	5.0
13	Jiri Novotny*	14	2	1	3	-5	0	0	1	0	0	15	13.3
20	Daniel Paille*	14	1	2	3	5	2	0	0	0	0	15	6.7
30	Ryan Miller*	48	0	2	2	0	0	0	0	0	0	0	0.0
38	Nathan Paetsch*	1	0	1	1	-1	0	0	0	0	0	0	0.0
47	Chris Thorburn*	2	0	1	1	-1	7	0	0	0	0	1	0.0
45	Martin Biron	35	0	1	1	0	10	0	0	0	0	0	0.0
76	Andrew Peters	28	0	0	0	-2	100	0	0	0	0	6	0.0
34	Jeff Jillson	2	0	0	0	0	4	0	0	0	0	1	0.0
35	Mika Noronen	4	0	0	0	0	2	0	0	0	0	0	0.0
NO.	GOALTENDER	GP	MIN	AVG.	W	L	T	EN	SO	GA	SA	PCT.	
30	Ryan Miller*	48	2862	2.60	30	14	3	3	1	124	1440	.914	
43	Martin Biron	35	1934	2.89	21	8	3	2	1	93	980	.905	
35	Mika Noronen	4	169	4.26	1	2	0	0	0	12	77	.844	
<b>TEAM TOTALS</b>		<b>82</b>	<b>4965</b>	<b>2.82</b>	<b>52</b>	<b>24</b>	<b>6</b>	<b>5</b>	<b>2</b>	<b>234</b>	<b>2502</b>	<b>.906</b>	

\* - rookie

**2006-07 REGULAR SEASON SCORING**

NO.	PLAYER	GP	G	A	PTS	+/-	PIM	PP	SH	GW	OT	SHOTS	PCT.
48	Daniel Briere	81	32	63	95	17	89	9	0	6	3	234	13.7
26	Thomas Vanek	82	43	41	84	47	40	15	0	5	1	237	18.1
23	Chris Drury	77	37	32	69	1	30	17	3	9	1	199	18.6
29	Jason Pominville	82	34	34	68	25	30	2	2	5	0	212	16.0
9	Derek Roy	75	21	42	63	37	60	6	1	3	0	130	16.2
61	Maxim Afinogenov	56	23	38	61	19	66	7	0	3	0	151	15.2
55	Jochen Hecht	76	19	37	56	19	39	3	0	1	0	197	9.6
51	Brian Campbell	82	6	42	48	28	35	1	0	1	0	92	6.5
12	Ales Kotalik	66	16	22	38	-5	46	3	0	1	0	162	9.9
45	Dmitri Kalinin	82	7	22	29	19	36	0	1	0	0	86	8.1
27	Teppo Numminen	79	2	27	29	17	32	0	0	0	0	69	2.9
21	Drew Stafford*	41	13	14	27	5	33	3	0	3	0	67	19.4
38	Nathan Paetsch*	63	2	22	24	10	50	0	0	0	0	62	3.2
28	Paul Gaustad	54	9	13	22	11	74	3	0	0	0	75	12.0
6	Jaroslav Spacek	65	5	16	21	20	62	1	0	2	0	78	6.4
5	Toni Lydman	67	2	17	19	10	55	0	0	1	0	44	4.5
10	Henrik Tallinder	47	4	10	14	19	34	0	0	0	0	34	11.8
13	Jiri Novotny	50	6	7	13	-2	26	0	0	0	0	60	10.0
20	Daniel Paille*	29	3	8	11	5	18	0	0	0	0	45	6.7
22	Adam Mair	82	2	9	11	-1	128	0	0	0	0	73	2.7
15	Dainius Zubrus	19	4	4	8	-3	12	1	0	0	0	31	12.9
41	Clarke MacArthur*	19	3	4	7	4	4	0	0	0	0	16	18.8
37	Michael Ryan*	19	3	2	5	-8	2	0	1	0	0	34	8.8
76	Andrew Peters	58	1	1	2	-1	125	0	0	0	0	19	5.3
3	Michael Funk*	5	0	2	2	2	0	0	0	0	0	1	0.0
36	Patrick Kaleta*	7	0	2	2	3	21	0	0	0	0	6	0.0
30	Ryan Miller	63	0	2	2	0	2	0	0	0	0	0	0.0
19	Tim Connolly	2	1	0	1	1	2	0					







**2009-10 45-27-10, 1ST PLACE - NORTHEAST DIVISION**

Oct. 3	Montreal	1-2	O*	Jan. 6	Tampa Bay	5-3	W
Oct. 8	Phoenix	2-1	W	Jan. 8	Toronto	3-2	W
Oct. 10	@ Nashville	1-0	W	Jan. 9	Colorado	3-4	O**
Oct. 13	Detroit	6-2	W	Jan. 14	@ Atlanta	2-1	W**
Oct. 16	NY Islanders	6-3	W	Jan. 16	@ NY Islanders	2-3	O**
Oct. 17	Atlanta	2-4	L	Jan. 18	@ Phoenix	7-2	W
Oct. 21	@ Florida	5-2	W	Jan. 19	@ Anaheim	4-5	L
Oct. 24	@ Tampa Bay	3-2	W**	Jan. 21	@ Los Angeles	3-4	O**
Oct. 28	@ New Jersey	4-1	W	Jan. 23	@ San Jose	2-5	L
Oct. 30	Toronto	3-2	W*	Jan. 25	@ Vancouver	2-3	L
Oct. 31	@ NY Islanders	0-5	L	Jan. 27	New Jersey	2-1	W**
Nov. 4	NY Islanders	3-0	W	Jan. 29	Boston	2-1	W
Nov. 6	Philadelphia	2-5	L	Feb. 1	@ Pittsburgh	4-5	L
Nov. 7	@ Boston	2-4	L	Feb. 3	Ottawa	2-4	L
Nov. 11	Edmonton	3-1	W	Feb. 5	Carolina	3-4	L
Nov. 13	Calgary	2-1	W**	Feb. 6	@ Columbus	0-4	L
Nov. 14	@ Philadelphia	3-2	W	Feb. 9	Boston	2-3	O**
Nov. 18	Florida	2-6	L	Feb. 11	@ Carolina	3-4	O*
Nov. 20	Boston	1-2	O*	Feb. 13	San Jose	3-1	W
Nov. 21	@ Ottawa	3-5	L	Mar. 2	@ Pittsburgh	2-3	L
Nov. 25	@ Washington	0-2	L	Mar. 3	Washington	1-3	L
Nov. 27	@ Philadelphia	4-2	W	Mar. 5	Philadelphia	3-2	W*
Nov. 28	Carolina	5-1	W	Mar. 7	@ NY Rangers	2-1	W*
Nov. 30	@ Toronto	3-0	W	Mar. 10	Dallas	5-3	W
Dec. 3	Montreal	6-2	W	Mar. 12	Minnesota	2-3	L
Dec. 5	NY Rangers	1-2	L	Mar. 13	@ Detroit	2-3	O*
Dec. 7	New Jersey	0-3	L	Mar. 16	@ Atlanta	3-4	L
Dec. 9	Washington	3-0	W	Mar. 18	@ Tampa Bay	6-2	W
Dec. 11	Chicago	2-1	W	Mar. 20	@ Florida	3-1	W
Dec. 12	@ NY Rangers	3-2	W	Mar. 21	@ Carolina	5-3	W
Dec. 14	@ Montreal	4-3	W	Mar. 24	Montreal	3-2	W**
Dec. 16	@ Ottawa	0-2	L	Mar. 26	Ottawa	2-4	L
Dec. 18	Toronto	5-2	W	Mar. 27	Tampa Bay	7-1	W
Dec. 19	Pittsburgh	1-2	O**	Mar. 29	@ Boston	3-2	W
Dec. 21	@ Toronto	3-2	W*	Mar. 31	Florida	6-2	W
Dec. 23	@ Washington	2-5	L	Apr. 1	@ Toronto	2-4	L
Dec. 26	Ottawa	2-3	O**	Apr. 3	@ Montreal	0-3	L
Dec. 27	@ St. Louis	5-3	W	Apr. 6	NY Rangers	5-2	W
Dec. 29	Pittsburgh	4-3	W	Apr. 8	@ Boston	1-3	L
Jan. 1	Atlanta	4-3	W*	Apr. 10	@ Ottawa	5-2	W
Jan. 3	@ Montreal	1-0	W	Apr. 11	@ New Jersey	1-2	L

\* - overtime decision O - overtime loss \*\* - shootout decision

**2010-11 43-29-10, 3RD PLACE - NORTHEAST DIVISION**

Oct. 8	@ Ottawa	2-1	W	Jan. 11	Philadelphia	2-5	L
Oct. 9	NY Rangers	3-6	L	Jan. 13	Carolina	3-2	W
Oct. 11	Chicago	3-4	L	Jan. 15	@ NY Islanders	3-5	L
Oct. 13	New Jersey	0-1	O*	Jan. 18	Montreal	2-1	W*
Oct. 15	Montreal	1-2	L	Jan. 20	@ Boston	4-2	W
Oct. 16	@ Chicago	3-4	L	Jan. 21	NY Islanders	2-5	L
Oct. 20	@ Atlanta	4-1	W	Jan. 23	@ NY Islanders	5-3	W
Oct. 22	Ottawa	2-4	L	Jan. 25	@ Ottawa	3-2	W*
Oct. 23	@ New Jersey	6-1	W	Feb. 4	@ Pittsburgh	2-3	L
Oct. 26	@ Philadelphia	3-4	L	Feb. 5	Toronto	6-2	W
Oct. 29	@ Atlanta	3-4	O*	Feb. 8	@ Tampa Bay	7-4	W
Oct. 30	@ Dallas	0-4	L	Feb. 10	@ Florida	3-2	W*
Nov. 3	Boston	2-5	L	Feb. 13	NY Islanders	6-7	O*
Nov. 5	Montreal	2-3	L	Feb. 15	@ Montreal	2-3	W**
Nov. 6	@ Toronto	3-2	W**	Feb. 16	Toronto	1-2	L
Nov. 10	@ New Jersey	5-4	W**	Feb. 18	St. Louis	0-3	L
Nov. 11	@ NY Rangers	2-3	O*	Feb. 20	Washington	1-2	L
Nov. 13	Washington	3-2	W*	Feb. 23	Atlanta	4-1	W
Nov. 15	Vancouver	4-3	W**	Feb. 25	Ottawa	4-2	W
Nov. 17	@ Washington	2-4	L	Feb. 26	Detroit	2-3	O**
Nov. 19	Los Angeles	4-2	W	Mar. 1	@ NY Rangers	3-2	W
Nov. 20	Tampa Bay	1-2	L	Mar. 3	@ Carolina	2-3	O*
Nov. 24	Pittsburgh	0-1	L	Mar. 5	@ Philadelphia	5-3	W
Nov. 26	Toronto	1-1	W	Mar. 6	@ Minnesota	3-2	W*
Nov. 27	@ Montreal	1-3	L	Mar. 8	@ Pittsburgh	1-3	L
Dec. 3	Columbus	5-0	W	Mar. 10	@ Boston	4-3	W*
Dec. 4	@ Ottawa	1-0	W**	Mar. 12	@ Toronto	3-4	L
Dec. 7	@ Boston	2-3	O*	Mar. 13	Ottawa	6-4	W
Dec. 9	San Jose	6-3	W	Mar. 15	Carolina	0-1	L
Dec. 11	Pittsburgh	2-5	L	Mar. 19	Atlanta	8-2	W
Dec. 15	Boston	3-2	W	Mar. 20	Nashville	3-4	O*
Dec. 17	@ Florida	2-6	L	Mar. 22	@ Montreal	2-0	W
Dec. 18	@ Tampa Bay	1-3	L	Mar. 25	Florida	4-2	W
Dec. 21	Anaheim	5-2	W	Mar. 26	New Jersey	2-0	W
Dec. 23	Florida	3-4	L	Mar. 29	@ Toronto	3-4	L
Dec. 27	@ Calgary	2-5	L	Mar. 30	NY Rangers	1-0	W
Dec. 28	@ Edmonton	4-2	W	Apr. 2	@ Washington	4-5	O*
Jan. 1	Boston	7-6	W**	Apr. 3	@ Carolina	2-1	W*
Jan. 4	@ Colorado	3-4	O*	Apr. 5	Tampa Bay	4-2	W
Jan. 6	@ San Jose	3-0	W	Apr. 8	Philadelphia	4-3	W*
Jan. 8	@ Phoenix	2-1	W*	Apr. 9	@ Columbus	5-4	W

\* - overtime decision O - overtime loss \*\* - shootout decision

**2009-10 REGULAR SEASON SCORING**

NO.	PLAYER	GP	G	A	PTS	+/-	PIM	PP	SH	GW	OT	SHOTS	PCT.
9	Derek Roy	80	26	43	69	9	48	10	1	6	3	215	12.1
19	Tim Connolly	73	17	48	65	10	28	7	1	5	2	206	8.3
29	Jason Pominville	82	24	38	62	13	22	8	0	2	0	252	9.5
26	Thomas Vanek	71	28	25	53	9	42	10	0	6	0	182	15.4
57	Tyler Myers*	82	11	37	48	13	32	3	0	1	0	104	10.6
55	Jochen Hecht	79	21	21	42	14	35	3	0	2	0	224	9.4
21	Drew Stafford	71	14	20	34	4	35	5	0	1	0	181	7.7
41	Clarke MacArthur	60	13	13	26	-14	47	3	0	3	0	99	13.1
13	Tim Kennedy*	78	10	16	26	-3	50	1	0	3	0	98	10.2
4	Steve Montador	78	5	18	23	0	75	0	0	2	0	134	3.7
28	Paul Gaustad	65	12	10	22	-7	82	3	0	1	0	111	10.8
25	Mike Grier	73	10	12	22	-4	14	0	0	2	0	123	8.1
34	Chris Butler	59	1	20	21	-15	22	0	0	0	0	61	1.6
5	Toni Lydman	67	4	16	20	10	30	0	0	1	0	77	5.2
10	Henrik Tallinder	82	4	16	20	13	32	0	0	0	0	53	7.5
36	Patrick Kaleta	55	10	5	15	2	89	0	2	4	1	64	15.6
52	Craig Rivet	78	1	14	15	-6	100	0	0	0	0	63	1.6
22	Adam Mair	69	6	8	14	-2	73	0	0	0	0	67	9.0
37	Matt Ellis	72	3	10	13	-1	12	0	0	1	0	112	2.7
44	Andrej Sekera	49	4	7	11	-1	6	0	0	0	0	59	6.8
63	Tyler Ennis*	10	3	6	9	1	6	0	0	0	0	23	13.0
42	Nathan Gerbe*	10	2	3	5	1	4	2	0	1	0	29	6.9
17	Raffi Torres	14	0	5	5	-3	2	0	0	0	0	21	0.0
12	Mark Mancari*	6	1	1	2	3	4	0	0	0	0	19	5.3
38	Nathan Paetsch	11	1	1	2	2	6	0	0	0	0	9	11.1
20	Daniel Paille	2	0	1	1	1	0	0	0	0	0	2	0.0
1	Jhonas Enroth*	1	0	0	0	0	0	0	0	0	0	0	0.0
40	Patrick Lalime	16	0	0	0	0	2	0	0	0	0	0	0.0
30	Ryan Miller	69	0	0	0	0	4	0	0	0	0	0	0.0
<b>NO. GOALTENDER</b>	<b>GP</b>	<b>MIN</b>	<b>AVG.</b>	<b>W</b>	<b>L</b>	<b>T</b>	<b>EN</b>	<b>SO</b>	<b>GA</b>	<b>SA</b>	<b>PCT.</b>		
30	Ryan Miller	69	4047	2.22	41	18	8	7	5	150	2098	.929	
40	Patrick Lalime	16	854	2.81	4	8	2	0	0	40	432	.907	
1	Jhonas Enroth*	1	58	4.12	0	1	0	0	0	4	37	.892	
<b>TEAM TOTALS</b>	<b>82</b>	<b>4992</b>	<b>2.42</b>	<b>45</b>	<b>27</b>	<b>10</b>	<b>7</b>	<b>5</b>	<b>201</b>	<b>2574</b>	<b>.922</b>		

\* - rookie

**2010-11 REGULAR SEASON SCORING**

NO.	PLAYER	GP	G	A	PTS	+/-	PIM	PP	SH	GW	OT	SHOTS	PCT.
26	Thomas Vanek	80	32	41	73	2	24	11	0	5	2	238	13.4
21	Drew Stafford	62	31	21	52	13	34	11	0	4	2	179	17.3
29	Jason Pominville	73	22	30	52	1	15	5	1	2	1	215	10.2
63	Tyler Ennis*	82	20	29	49	0	30	5	0	1	0	210	9.5
19	Tim Connolly	68	13	29	42	-10	20	6	0	3	0	151	8.6
57	Tyler Myers	80	10	27	37	0	40	3	0	5	2	122	8.2
3	Jordan Leopold	71	13	22	35	-11	36	5	0	1	0	134	9.7
9	Derek Roy	35	10	25	35	-1	16	2	0	1	0	89	11.2
42	Nathan Gerbe	64	16	15	31	11	34	2	0	3	0	171	9.4
28	Paul Gaustad	81	12	19	31	7	101	1	0	3	0	117	10.3
55	Jochen Hecht	67	12	17	29	4	40	0	0	4	0	172	7.0
44	Andrej Sekera	76	3	26	29	11	34	0	0	0	0	88	3.4
4	Steve Montador	73	5	21	26	16	83	0	0	0	0	118	4.2
8	Cody McCormick	81	8	12	20	2	142	0	0	1	0	104	7.7
20	Rob Niedermayer	71	5	14	19	-8	22	0	0	1	0	80	6.3
6	Mike Weber	58	4	13	17	13	69	0	0	0	0	53	7.5
25	Mike Grier	73	5	11	16	0	12	0	0	0	0	107	4.7
22	Brad Boyes	21	5	9	14	2	6	2	0	1	1	46	10.9
36	Patrick Kaleta	51	4	5	9	-4	78	0	1	0	0	65	6.2
34	Chris Butler	49	2	7	9	8	26	0	0	0	0	52	3.8
12	Mark Mancari	20	1	7	8	-1	12	1	0	0	0	43	2.3
27	Shaone Morrisonn	62	1	4	5	-2	32	0	0	1	1	44	2.3
72	Luke Adam*	19	3	1	4	6	12	0	0	1	0	31	9.7
17	Marc-Andre Gragnani*	1	2	3	0	2	0	0	0	1	1	11	9.1
24	Paul Byron*	8	1	1	2	0	2	0	0	0	0	5	20.0
30	Ryan Miller	66	0	2	2	0	6	0	0	0	0	0	0.0
40	Patrick Lalime	7	0	1	1	0	0	0	0	0	0	0	0.0
10	Mark Parrish	2	0	0	0	-2	0	0	0	0	0	0	0.0
23	Colin Stuart	3	0	0	0	1							



**2011-12 39-32-11, 3RD PLACE - NORTHEAST DIVISION**

Oct. 7	Anaheim#	4-1	W	Jan. 10	@ Toronto	0-2	L
Oct. 8	@ Los Angeles#	4-2	W	Jan. 13	Toronto	3-2	W
Oct. 14	Carolina	3-4	L	Jan. 14	@ NY Islanders	2-3	L
Oct. 15	@ Pittsburgh	3-2	W	Jan. 16	@ Detroit	0-5	L
Oct. 18	@ Montreal	3-1	W	Jan. 18	@ Chicago	2-6	L
Oct. 20	@ Florida	3-0	W	Jan. 19	@ Winnipeg	1-4	L
Oct. 22	@ Tampa Bay	0-3	L	Jan. 21	@ St. Louis	2-4	L
Oct. 25	Tampa Bay	3-4	L	Jan. 24	@ New Jersey	2-1	W**
Oct. 27	Columbus	4-2	W	Jan. 31	@ Montreal	3-1	W
Oct. 29	Florida	2-3	L	Feb. 1	NY Rangers	0-1	O**
Nov. 2	Philadelphia	2-3	L	Feb. 4	@ NY Islanders	4-3	W**
Nov. 4	Calgary	2-1	W	Feb. 8	Boston	6-0	W
Nov. 5	@ Ottawa	3-2	W**	Feb. 10	Dallas	3-2	W**
Nov. 8	Winnipeg	6-5	W*	Feb. 11	Tampa Bay	1-2	L
Nov. 11	Ottawa	5-1	W	Feb. 14	New Jersey	1-4	L
Nov. 12	@ Boston	2-6	L	Feb. 16	@ Philadelphia	2-7	L
Nov. 14	@ Montreal	3-2	W**	Feb. 17	Montreal	3-4	O**
Nov. 16	New Jersey	3-5	L	Feb. 19	Pittsburgh	6-2	W
Nov. 18	@ Carolina	1-0	W	Feb. 21	NY Islanders	2-1	W
Nov. 19	Phoenix	2-4	L	Feb. 24	Boston	2-1	W**
Nov. 23	Boston	3-4	O**	Feb. 25	@ NY Rangers	2-3	O*
Nov. 25	@ Columbus	1-5	L	Feb. 29	@ Anaheim	2-0	W
Nov. 26	Washington	5-1	W	Mar. 1	@ San Jose	1-0	W
Nov. 29	NY Islanders	1-2	L	Mar. 3	@ Vancouver	5-3	W
Dec. 2	Detroit	1-4	L	Mar. 5	@ Winnipeg	1-3	L
Dec. 3	@ Nashville	3-2	W	Mar. 7	Carolina	3-2	W*
Dec. 7	Philadelphia	4-5	O*	Mar. 8	@ Boston	1-3	L
Dec. 9	Florida	2-1	W*	Mar. 10	@ Ottawa	4-3	W**
Dec. 10	NY Rangers	1-4	L	Mar. 12	Montreal	3-2	W*
Dec. 13	Ottawa	2-3	O*	Mar. 14	Colorado	4-5	O**
Dec. 16	Toronto	5-4	W	Mar. 17	@ Florida	2-3	O**
Dec. 17	@ Pittsburgh	3-8	L	Mar. 19	@ Tampa Bay	7-3	W
Dec. 20	@ Ottawa	1-4	L	Mar. 21	Montreal	3-0	W
Dec. 22	@ Toronto	2-3	L	Mar. 23	@ NY Rangers	4-1	W
Dec. 26	Washington	4-2	W	Mar. 24	Minnesota	3-1	W
Dec. 28	@ New Jersey	1-3	L	Mar. 27	@ Washington	5-1	W
Dec. 30	@ Washington	1-3	L	Mar. 30	Pittsburgh	3-5	L
Dec. 31	Ottawa	2-3	O**	Mar. 31	@ Toronto	3-4	L
Jan. 3	Edmonton	4-3	W	Apr. 3	Toronto	6-5	W*
Jan. 6	@ Carolina	2-4	L	Apr. 5	@ Philadelphia	1-2	L
Jan. 7	Winnipeg	1-2	O*	Apr. 7	@ Boston	3-4	O**

\* - overtime decision O - overtime loss \*\* - shootout decision # - played at Hartwall Arena (Helsinki, Finland) ## - played at Arena Berlin (Berlin, Germany)

**2012-13 21-21-6, 5TH PLACE - NORTHEAST DIVISION**

Jan. 20	Philadelphia	5-2	W	Apr. 13	Philadelphia	1-0	W
Jan. 21	@ Toronto	2-1	W	Apr. 14	Tampa Bay	3-1	W
Jan. 24	@ Carolina	3-6	L	Apr. 17	@ Boston	3-2	W**
Jan. 25	Carolina	1-3	L	Apr. 19	NY Rangers	4-8	L
Jan. 27	@ Washington	2-3	L	Apr. 22	NY Rangers	1-2	L
Jan. 29	Toronto	3-4	O*	Apr. 23	@ Pittsburgh#	4-2	W
Jan. 31	@ Boston	7-4	W	Apr. 26	NY Islanders	2-1	W**
Feb. 2	@ Montreal	1-6	L				
Feb. 3	Florida	3-4	L				
Feb. 5	@ Ottawa	3-4	L				
Feb. 7	Montreal	5-4	W**				
Feb. 9	@ NY Islanders	3-2	W				
Feb. 10	Boston	1-3	L				
Feb. 12	@ Ottawa	0-2	L				
Feb. 15	Boston	4-2	W				
Feb. 17	Pittsburgh	3-4	L				
Feb. 19	Winnipeg	1-2	L				
Feb. 21	@ Toronto	1-3	L				
Feb. 23	NY Islanders	0-4	L				
Feb. 26	@ Tampa Bay	2-1	W				
Feb. 28	@ Florida	4-3	W**				
Mar. 2	New Jersey	4-3	W**				
Mar. 3	@ NY Rangers	2-3	O**				
Mar. 5	@ Carolina	3-4	L				
Mar. 7	@ New Jersey	2-3	O**				
Mar. 10	@ Philadelphia	2-3	L				
Mar. 12	NY Rangers	3-1	W				
Mar. 16	Ottawa	3-4	O*				
Mar. 17	@ Washington	3-5	L				
Mar. 19	@ Montreal	3-2	W*				
Mar. 21	Toronto	5-4	W**				
Mar. 23	@ Montreal	2-1	W				
Mar. 26	@ Tampa Bay	1-2	L				
Mar. 28	@ Florida	4-5	O**				
Mar. 30	Washington	3-4	O**				
Mar. 31	Boston	0-2	L				
Apr. 2	@ Pittsburgh	4-1	W				
Apr. 5	Ottawa	4-2	W				
Apr. 7	New Jersey	3-2	W**				
Apr. 9	@ Winnipeg	1-4	L				
Apr. 11	Montreal	1-5	L				

\* - overtime decision O - overtime loss \*\* - shootout decision # - rescheduled from April 20

**2011-12 REGULAR SEASON SCORING**

NO.	PLAYER	GP	G	A	PTS	+/-	PIM	PP	SH	GW	OT	SHOTS	PCT.
29	Jason Pominville	82	30	43	73	-7	12	8	2	5	2	235	12.8
26	Thomas Vanek	78	26	35	61	-6	52	10	0	5	1	204	12.7
21	Drew Stafford	80	20	30	50	5	46	3	1	4	0	226	8.8
9	Derek Roy	80	17	27	44	-7	54	6	1	2	1	176	9.7
63	Tyler Ennis	48	15	19	34	11	14	2	0	1	0	82	18.3
10	Christian Ehrhoff	66	5	27	32	-2	47	1	0	3	0	136	3.7
23	Ville Leino	71	8	17	25	-2	16	1	0	1	0	78	10.3
42	Nathan Gerbe	62	6	19	25	2	32	0	0	2	0	137	4.4
3	Jordan Leopold	79	10	14	24	4	28	1	0	0	0	110	9.1
57	Tyler Myers	55	8	15	23	5	33	3	0	1	1	84	9.5
22	Brad Boyes	65	8	15	23	2	6	2	0	0	0	100	8.0
72	Luke Adam*	52	10	10	20	-6	14	0	0	0	0	89	11.2
28	Paul Gaustad	56	7	10	17	-1	70	0	0	3	0	62	11.3
82	Marcus Foligno*	14	6	7	13	6	9	2	0	1	0	23	26.1
44	Andrej Sekera	69	3	10	13	3	18	1	0	0	0	88	3.4
17	Marc-Andre Gragnani*44	1	11	12	10	20	1	0	0	0	0	35	2.9
36	Patrick Kaleta	63	5	5	10	-5	116	0	0	1	0	69	7.2
55	Jochen Hecht	22	4	4	8	1	6	0	1	0	0	40	10.0
52	Alexander Sulzer	15	3	5	8	2	6	0	0	0	0	22	13.6
19	Cody Hodgson*	20	3	5	8	-7	2	2	0	1	0	51	5.9
78	Corey Tropp*	34	3	5	8	0	20	0	0	1	0	32	9.4
37	Matt Ellis	60	3	5	8	-3	25	0	0	1	0	85	3.5
81	Brayden McNabb*	25	1	7	8	-1	15	1	0	0	0	23	4.3
6	Mike Weber	51	1	4	5	-19	64	0	0	0	0	51	2.0
24	Robyn Regehr	76	1	4	5	-12	56	0	0	0	0	49	2.0
58	Paul Szczechura	9	1	3	4	0	4	0	0	0	0	11	9.1
8	Cody McCormick	50	1	3	4	-7	56	0	0	0	0	43	2.3
65	Travis Turnbull*	3	1	0	1	0	5	0	0	0	0	3	33.3
33	TJ Brennan*	11	1	0	1	0	6	0	0	0	0	14	7.1
15	Colin Stuart	2	0	0	0	-3	0	0	0	0	0	0	0.0
31	Drew MacIntyre*	2	0	0	0	0	0	0	0	0	0	0	0.0
71	Derek Whitmore	2	0	0	0	0	0	0	0	0	0	2	0.0
4	Joe Finley*	5	0	0	0	-3	12	0	0	0	0	1	0.0
1	Jhonas Enroth*	26	0	0	0	0	2	0	0	0	0	0	0.0
30	Ryan Miller	61	0	0	0	0	0	0	0	0	0	0	0.0

NO.	GOALTENDER	GP	MIN	AVG.	W	L	T	EN	SO	GA	SA	PCT.
30	Ryan Miller	61	3536	2.55	31	21	7	6	6	150	1788	.916
1	Jhonas Enroth*	26	1399	2.70	8	11	4	3	1	63	756	.917
31	Drew MacIntyre*	2	43	1.40	0	0	0	0	0	1	18	.944
	<b>TEAM TOTALS</b>	<b>82</b>	<b>4978</b>	<b>2.58</b>	<b>39</b>	<b>32</b>	<b>11</b>	<b>9</b>	<b>7</b>	<b>214</b>	<b>2562</b>	<b>.916</b>

\* - rookie

**2012-13 REGULAR SEASON SCORING**

NO.	PLAYER	GP	G	A	PTS	+/-	PIM	PP	SH	GW	OT	SHOTS	PCT.
26	Thomas Vanek	38	20	21	41	-1	20	9	1	2	0	119	16.8
19	Cody Hodgson	48	15	19	34	-4	20	3	1	1	0	114	13.2
63	Tyler Ennis	47	10	21	31	-14	16	2	0	0	0	108	9.3
29	Jason Pominville	37	10	15	25	1	8	1	1	1	0	94	10.6
9	Steve Ott	48	9	15	24	3	93	2	0	3	1	73	12.3
10	Christian Ehrhoff	47	5	17	22	6	34	1	0	2	0	102	4.9
21	Drew Stafford	46	6	12	18	-16	21	0	0	0	0	121	5.0
82	Marcus Foligno*	47	5	13	18	-4	41	1	0	0	0	55	9.1
55	Jochen Hecht	47	5	9	14	6	18	0	1	1	0	69	7.2
44	Andrej Sekera	37	2	10	12	-2	4	0	0	0	0	33	6.1
65	Brian Flynn*	26	6	5	11	6	0	0	1	1	0	49	12.2
42	Nathan Gerbe	42	5	5	10	-3	14	0	1	0	0	64	7.8
12	Kevin Porter	31	4	5	9	-1	10	0	1	0	0	37	10.8
57	Tyler Myers	39	3	5	8	-8	32	1	0	2	0	48	6.3
3	Jordan Leopold	24	2	6	8	-6	14	0	0	0	0	38	5.3
6	Mike Weber	42	1	6	7	3	70	0	0	0	0	25	4.0
23	Ville Leino	8	2	4	6	0	6	1	0	0	0	11	18.2
53	Mark Pysyk*	19	1	4	5	-7	0	1	0	0	0	21	4.8
25	Mikhail Grigorenko*	25	1	4	5	-1	0	0	0	0	0	31	3.2
17	Alexander Sulzer	17	3	1	4	3	10	0	0	1	0	15	20.0
27	Adam Pardy	17	0	4	4	4	14	0	0	0	0	6	0.0
24	Robyn Regehr	29	0	2	2	-4	21	0	0	0	0	15	0.0
36	Patrick Kaleta	34	1	0	1	-4	67	0	0	0	0	34	2.9
33	TJ Brennan*	10	1	0	1	-1	6	1	0	0	0	18	5.6
72	Luke Adam	4	1	0	1	1	2	0	0	0	0	2	50.0
32	John Scott	34	0	0	0	-1	69	0	0	0	0	15	0.0
5	Chad Ruhwedel*	7	0	0	0	0	0	0	0	0	0	8	0.0
8	Cody McCormick	8	0	0	0	-2							



**2013-14 21-51-10, 8TH PLACE - ATLANTIC DIVISION**

Oct. 2	@ Detroit	1-2	L	Jan. 4	New Jersey	2-1	W
Oct. 4	Ottawa	0-1	L	Jan. 9	Florida	1-2	O**
Oct. 5	@ Pittsburgh	1-4	L	Jan. 12	@ Washington	2-1	W**
Oct. 8	Tampa Bay	2-3	O*	Jan. 14	Philadelphia	3-4	L
Oct. 10	Columbus	1-4	L	Jan. 15	@ Toronto	3-4	O**
Oct. 12	@ Chicago	1-2	L	Jan. 18	Columbus	3-4	O**
Oct. 14	Minnesota	1-2	L	Jan. 21	Florida	3-4	L
Oct. 15	@ NY Islanders	4-3	W**	Jan. 23	Carolina	3-5	L
Oct. 17	Vancouver	0-3	L	Jan. 25	@ Columbus	5-2	W
Oct. 19	Colorado	2-4	L	Jan. 27	@ Pittsburgh	0-3	L
Oct. 23	Boston	2-5	L	Jan. 28	Washington	4-5	O*
Oct. 25	@ Florida	3-1	W	Jan. 30	@ Phoenix	3-2	W
Oct. 26	@ Tampa Bay	2-3	L	Feb. 1	@ Colorado	1-7	L
Oct. 28	Dallas	3-4	L	Feb. 3	Edmonton	2-3	L
Oct. 31	@ NY Rangers	0-2	L	Feb. 5	Pittsburgh	1-5	L
Nov. 2	Anaheim	3-6	L	Feb. 6	@ Ottawa	2-3	L
Nov. 5	@ San Jose	5-4	W**	Feb. 25	Carolina#	3-2	W
Nov. 7	@ Los Angeles	0-2	L	Feb. 26	Boston	5-4	W*
Nov. 8	@ Anaheim	2-6	L	Feb. 28	San Jose	4-2	W
Nov. 12	Los Angeles	3-2	W**	Mar. 3	@ Dallas	2-3	L
Nov. 15	Toronto	1-3	L	Mar. 6	@ Tampa Bay	3-1	W
Nov. 16	@ Toronto	2-4	L	Mar. 7	@ Florida	0-2	L
Nov. 19	St. Louis	1-4	L	Mar. 9	Chicago	1-2	L
Nov. 21	@ Philadelphia	1-4	L	Mar. 11	Nashville	1-4	L
Nov. 24	Detroit	1-3	L	Mar. 13	@ Carolina	2-4	L
Nov. 27	Montreal	1-3	L	Mar. 15	@ NY Islanders	1-4	L
Nov. 29	Toronto	3-2	W*	Mar. 16	Montreal	0-2	L
Nov. 30	@ New Jersey	0-1	O*	Mar. 18	@ Calgary	1-3	L
Dec. 5	NY Rangers	1-3	L	Mar. 20	@ Edmonton	3-1	W
Dec. 7	@ Montreal	2-3	L	Mar. 23	@ Vancouver	2-4	L
Dec. 10	Ottawa	2-1	W**	Mar. 25	@ Montreal	0-2	L
Dec. 12	@ Ottawa	1-2	L	Mar. 27	@ Nashville	1-6	L
Dec. 14	Calgary	1-2	O*	Mar. 29	Tampa Bay	3-4	O*
Dec. 17	Winnipeg	4-2	W	Apr. 1	New Jersey	3-2	W**
Dec. 19	Boston	4-2	W	Apr. 3	@ St. Louis	1-2	L
Dec. 21	@ Boston	1-4	L	Apr. 4	@ Detroit	2-3	L
Dec. 23	Phoenix	2-1	W*	Apr. 6	@ Philadelphia	2-5	L
Dec. 27	@ Toronto	3-4	O**	Apr. 8	Detroit	2-4	L
Dec. 29	Washington	2-1	W**	Apr. 10	@ NY Rangers	1-2	L
Dec. 31	@ Winnipeg	0-3	L	Apr. 12	@ Boston	1-4	L
Jan. 2	@ Minnesota	1-4	L	Apr. 13	NY Islanders	3-4	O**

\* - overtime decision O - overtime loss \*\* - shootout decision # - rescheduled from January 7

**2013-14 REGULAR SEASON SCORING**

NO.	PLAYER	GP	G	A	PTS	+/-	PIM	PP	SH	GW	OT	SHOTS	PCT.
19	Cody Hodgson	72	20	24	44	-26	20	9	0	0	0	182	11.0
63	Tyler Ennis	80	21	22	43	-25	42	6	0	0	0	210	10.0
21	Drew Stafford	70	16	18	34	-19	39	2	1	1	0	185	8.6
10	Christian Ehrhoff	79	6	27	33	-27	38	1	1	2	1	161	3.7
26	Matt Moulson	44	11	18	29	-8	20	3	0	2	0	105	10.5
57	Tyler Myers	62	9	13	22	-26	58	3	0	0	0	99	9.1
28	Zemgus Girgensons*	70	8	14	22	-6	14	0	1	1	0	115	7.0
9	Steve Ott	59	9	11	20	-26	55	6	0	1	0	99	9.1
82	Marcus Foligno	74	7	12	19	-17	82	0	1	3	0	79	8.9
4	Jamie McBain	69	6	11	17	-13	14	2	0	0	0	98	6.1
23	Ville Leino	58	0	15	15	-16	10	0	0	0	0	38	0.0
65	Brian Flynn	79	6	7	13	-10	14	0	1	0	0	102	5.9
27	Matt D'Agostini	49	5	6	11	-14	22	2	0	2	1	99	5.1
26	Thomas Vanek	13	4	5	9	-5	4	1	0	0	0	50	8.0
6	Mike Weber	68	1	8	9	-29	73	0	0	0	0	47	2.1
20	Henrik Tallinder	64	2	6	8	-21	34	0	0	0	0	40	5.0
3	Mark Pysyk*	44	1	6	7	-11	16	0	0	1	1	51	2.0
37	Matt Ellis	50	4	2	6	-6	4	0	0	0	0	70	5.7
88	Cory Conacher	19	3	3	6	-7	16	1	0	1	0	27	11.1
8	Cody McCormick	29	1	4	5	-8	45	0	0	0	0	20	5.0
55	Rasmus Ristolainen*	34	2	2	4	-15	6	0	0	0	0	52	3.8
22	Johan Larsson*	28	0	4	4	0	19	0	0	0	0	21	0.0
25	Mikhail Grigorenko*	18	2	1	3	-3	2	0	0	0	0	20	10.0
84	Philip Varone*	9	1	1	2	-3	4	0	0	0	0	15	6.7
52	Alexander Sulzer	25	0	2	2	-3	8	0	0	0	0	21	0.0
17	Linus Omark	13	0	2	2	-5	6	0	0	0	0	10	0.0
32	John Scott	56	1	0	1	-12	125	0	0	0	0	16	6.3
44	Nicolas Deslauriers*	17	1	0	1	-10	18	0	0	0	0	30	3.3
72	Luke Adam	12	1	0	1	0	4	0	0	0	0	16	6.3
17	Torrey Mitchell	9	1	0	1	0	4	0	0	0	0	9	11.1
61	Nikita Zadorov*	7	1	0	1	-4	4	0	0	0	0	4	25.0
5	Chad Ruhwedel*	21	0	1	1	-3	2	0	0	0	0	35	0.0
24	Zenon Konopka	23	0	1	1	-4	33	0	0	0	0	6	0.0
12	Kevin Porter	12	0	1	1	-5	2	0	0	0	0	3	0.0
29	Jake McCabe*	7	0	1	1	-3	15	0	0	0	0	1	0.0
78	Corey Tropp	9	0	1	1	-8	0	0	0	0	0	7	0.0
44	Brayden McNabb*	12	0	0	0	1	6	0	0	0	0	10	0.0
80	Chris Stewart	5	0	0	0	-2	6	0	0	0	0	3	0.0
36	Patrick Kaleta	5	0	0	0	-1	5	0	0	0	0	0	0.0
NO.	GOALTENDER	GP	MIN	AVG.	W	L	T	EN	SO	GA	SA	PCT.	
30	Ryan Miller	40	2384	2.72	15	22	3	4	0	108	1411	.923	
1	Jhonas Enroth	28	1574	2.82	4	17	5	6	0	74	834	.911	
50	Nathan Liewuene*	7	363	2.98	1	4	0	0	0	18	191	.906	
31	Matt Hackett*	8	426	3.10	1	6	1	1	0	22	239	.908	
34	Michal Neuvirth	2	117	2.56	0	2	0	1	0	5	98	.949	
49	Connor Knapp*	2	77	3.12	0	0	1	0	0	4	32	.875	
<b>TEAM TOTALS</b>		<b>82</b>	<b>4941</b>	<b>2.81</b>	<b>21</b>	<b>51</b>	<b>10</b>	<b>12</b>	<b>0</b>	<b>231</b>	<b>2805</b>	<b>.918</b>	

\* - rookie

record book\_2013.14 **ALL-TIME HOME & AWAY RECORD**

HOME								AWAY							
YEAR	GP	W	L	T/OTL	GF	GA	PTS	GP	W	L	T/OTL	GF	GA	PTS	
1970-71	39	16	13	10	119	123	42	39	8	26	5	98	168	21	
1971-72	39	11	19	9	110	127	31	39	5	24	10	93	162	20	
1972-73	39	30	6	3	162	80	63	39	7	21	11	95	139	25	
1973-74	39	23	10	6	142	99	52	39	9	24	6	100	151	24	
1974-75	40	28	6	6	199	113	62	40	21	10	9	155	127	51	
1975-76	40	28	7	5	197	106	61	40	18	14	8	142	134	44	
1976-77	40	27	8	5	165	101	59	40	21	16	3	136	119	45	
1977-78	40	25	7	8	142	86	58	40	19	12	9	146	129	47	
1978-79	40	19	13	8	150	130	46	40	17	15	8	130	133	42	
1979-80	40	27	5	8	180	95	62	40	20	12	8	138	106	48	
1980-81	40	21	7	12	177	111	54	40	18	13	9	150	139	45	
1981-82	40	23	8	9	179	128	55	40	16	18	6	128	145	38	
1982-83	40	25	7	8	189	124	58	40	13	22	5	129	161	31	
1983-84	40	25	9	6	168	119	56	40	23	16	1	147	138	47	
1984-85	40	23	10	7	164	116	53	40	15	18	7	126	121	37	
1985-86	40	23	16	1	169	147	47	40	14	21	5	127	144	33	
1986-87	40	18	18	4	153	144	40	40	10	26	4	127	164	24	
1987-88	40	19	14	7	144	138	45	40	18	18	4	139	167	40	
1988-89	40	25	12	3	167	141	53	40	13	23	4	124	158	30	
1989-90	40	27	11	2	160	121	56	40	18	16	6	126	127	42	
1990-91	40	15	13	12	157	129	42	40	16	17	7	135	149	39	
1991-92	40	22	13	5	158	133	49	40	9	24	7	131	166	25	
1992-93	42	25	15	2	190	145	52	42	13	21	8	145	152	34	
1993-94	42	22	17	3	140	107	47	42	21	15	6	142	111	48	
1994-95	24	15	8	1	80	58	31	24	7	11	6	50	61	20	
1995-96	41	19	17	5	125	111	43	41	14	25	2	122	151	30	
1996-97	41	24	11	6	139	107	54	41	16	19	6	98	101	38	
1997-98	41	20	13	8	113	82	48	41	16	16	9	98	105	41	
1998-99	41	23	12	6	117	88	52	41	14	16	11	90	87	39	
1999-00	41	21	15	5	112	98	48	41	14	21	6	101	106	37	
2000-01	41	26	12	3	120	89	55	41	20	19	2	98	95	43	
2001-02	41	20	16	5	111	93	45	41	15	20	6	102	107	37	
2002-03	41	18	18	5	112	106	43	41	9	27	5	78	113	29	
2003-04	41	21	16	4	126	108	49	41	16	22	3	94	113	36	
2005-06	41	27	11	3	152	111	57	41	25	13	3	129	128	53	
2006-07	41	28	10	3	166	124	59	41	25	12	4	142	118	54	
2007-08	41	20	15	6	140	123	46	41	19	16	6	115	119	44	
2008-09	41	23	15	3	128	112	49	41	18	17	6	122	122	42	
2009-10	41	25	10	6	125	96	56	41	20	17	4	110	111	44	
2010-11	41	21	16	4	124	111	46	41	22	13	6	121	118	50	
2011-12	41	21	12	8	121	105	50	41	18	20	3	90	118	39	
2012-13	24	11	10	3	58	70	25	24	10	11	3	60	69	23	
2013-14	41	13	21	7	85	119	33	41	8	30	3	65	124	19	
<b>TOTALS</b>	<b>1705</b>	<b>943</b>	<b>522</b>	<b>240</b>	<b>6135</b>	<b>4774</b>	<b>2132</b>	<b>1705</b>	<b>668</b>	<b>787</b>	<b>250</b>	<b>4994</b>	<b>5476</b>	<b>1598</b>	



**SABRES ALL-TIME RECORD BY TEAM**

<b>TEAM</b>	<b>GP</b>	<b>W</b>	<b>L</b>	<b>OTL/T</b>	<b>GF</b>	<b>GA</b>	<b>PTS.</b>
Anaheim	28	15	10	3	83	67	33
Boston	268	116	112	40	866	869	272
Calgary	99	48	34	17	349	306	113
Carolina	186	97	65	24	640	536	218
Chicago	113	53	47	13	356	327	119
Colorado	135	59	52	24	466	464	142
Columbus	17	6	9	2	44	51	14
Dallas	114	54	43	17	368	336	125
Detroit	120	53	51	16	409	398	122
Edmonton	67	22	35	10	214	246	54
Florida	76	43	27	6	217	177	92
Los Angeles	115	56	40	19	435	363	131
Minnesota	14	7	7	0	32	34	14
Montreal	257	116	104	37	759	783	269
Nashville	17	7	8	2	42	50	16
New Jersey	139	71	45	23	460	397	165
N.Y. Islanders	153	74	56	23	470	435	171
N.Y. Rangers	165	77	56	32	536	505	186
Ottawa	116	57	43	16	325	299	130
Philadelphia	161	61	77	23	475	519	145
Phoenix	70	41	21	8	247	187	90
Pittsburgh	173	62	70	41	570	562	165
St. Louis	110	45	50	15	343	370	105
San Jose	31	20	6	5	122	89	45
Tampa Bay	78	48	23	7	255	199	103
Toronto	189	104	61	24	687	525	232
Vancouver	112	46	47	19	371	370	111
Washington	143	85	41	17	517	370	187
Winnipeg	50	22	17	11	176	150	55
Defunct Clubs	46	25	13	8	191	139	58

**SABRES ALL-TIME RECORD BY TEAM - HOME**

TEAM	GP	W	L	OTL/T	GF	GA	PTS.
Anaheim	13	7	3	3	39	28	17
Boston	132	70	41	21	470	378	161
Calgary	48	30	13	5	196	135	65
Carolina	91	54	29	8	359	260	116
Chicago	56	34	15	7	207	144	75
Colorado	66	36	19	11	256	216	83
Columbus	8	4	4	0	23	20	8
Dallas	55	31	13	11	200	147	73
Detroit	57	34	14	9	238	170	77
Edmonton	33	13	13	7	118	117	33
Florida	37	24	10	3	111	76	51
Los Angeles	56	31	16	9	236	160	71
Minnesota	6	2	4	0	13	17	4
Montreal	126	68	34	24	390	327	160
Nashville	7	1	4	2	20	26	4
New Jersey	68	36	22	***10	243	202	82
N.Y. Islanders	75	41	23	11	253	210	93
N.Y. Rangers	82	46	23	13	317	248	105
Ottawa	55	30	19	6	170	136	66
Philadelphia	77	38	29	10	257	224	86
Phoenix	35	22	7	6	137	88	50
Pittsburgh	85	40	**23	****22	312	232	102
St. Louis	55	30	19	6	207	174	66
San Jose	15	14	1	0	67	41	28
Tampa Bay	37	22	13	2	121	102	46
Toronto	93	61	25	7	367	243	129
Vancouver	55	29	*18	8	199	160	66
Washington	70	44	***20	6	269	179	94
Winnipeg	24	14	6	4	105	67	32
Defunct Clubs	23	13	5	5	94	63	31

\* - includes one game played at Hamilton, Ont. \*\* - includes one game played at Sacramento, Calif.

\*\*\* - includes one game played at Rochester, N.Y. \*\*\*\* - includes 2008 Winter Classic played at Orchard Park, N.Y.



**HOME GAMES MOST TO LEAST RECENT**

TEAM	1	2	3	4	5	6	7	8	9	10	RECORD
Anaheim Ducks	L	W	W	L	W	W	W	T	T	L	5-3-2
Arizona Coyotes	W	L	W	W	O	L	L	L	L	T	3-5-2
Boston Bruins	W	W	L	L	W	L	W	W	O	W	6-3-1
Calgary Flames	O	W	W	W	W	W	W	W	W	T	8-0-2
Carolina Hurricanes	W	L	L	W	L	L	W	L	W	L	4-6-0
Chicago Blackhawks	L	L	W	W	T	L	W	W	W	L	5-4-1
Colorado Avalanche	L	O	O	L	W	L	W	L	T	W	3-4-3
Columbus Blue Jackets	O	L	W	W	L	L	W	W	L	L	4-5-1
Dallas Stars	L	W	W	W	W	W	T	W	L	W	7-2-1
Detroit Red Wings	L	L	L	O	W	L	L	L	W	L	2-7-1
Edmonton Oilers	L	W	W	W	L	L	T	L	T	L	3-5-2
Florida Panthers	L	O	L	W	L	W	L	W	L	W	4-5-1
Los Angeles Kings	W	W	W	W	W	L	W	W	W	W	9-1-0
Minnesota Wild	L	W	L	L	L	L	W	--	--	--	2-5-0
Montreal Canadiens	L	L	L	W	W	W	O	W	L	L	4-5-1
Nashville Predators	L	O	L	W	L	T	L	L	--	--	1-5-2
New Jersey Devils	W	W	W	W	L	L	W	O	W	L	6-3-1
New York Islanders	O	W	L	W	L	O	L	W	W	W	5-3-2
New York Rangers	L	L	W	O	L	W	L	W	L	W	4-5-1
Ottawa Senators	W	L	W	O	O	O	W	W	W	L	5-2-3
Philadelphia Flyers	L	W	W	O	L	W	L	W	L	L	4-5-1
Pittsburgh Penguins	L	L	L	W	L	L	W	O	O	W	3-5-2
San Jose Sharks	W	W	W	W	L	W	W	W	W	W	9-1-0
St. Louis Blues	L	L	W	L	L	L	L	L	L	T	1-8-1
Tampa Bay Lightning	O	O	W	L	L	W	L	W	W	W	5-3-2
Toronto Maple Leafs	W	W	W	O	W	W	W	L	W	W	8-1-1
Vancouver Canucks	L	W	W	W	L	W	W	L	W	L	6-4-0
Washington Capitals	O	W	O	W	W	L	W	L	W	L	5-3-2
Winnipeg Jets	W	L	L	O	W	W	W	W	L	O	5-3-2

**ROAD GAMES MOST TO LEAST RECENT**

TEAM	1	2	3	4	5	6	7	8	9	10	RECORD
Anaheim Ducks	L	W	L	L	L	W	W	W	W	W	6-4-0
Arizona Coyotes	W	W	W	W	L	W	W	L	L	L	6-4-0
Boston Bruins	L	L	W	W	O	L	L	W	W	O	4-4-2
Calgary Flames	L	L	L	L	W	L	L	W	T	W	3-6-1
Carolina Hurricanes	L	L	L	L	W	W	O	W	O	W	4-4-2
Chicago Blackhawks	L	L	L	L	W	W	L	W	W	L	4-6-0
Colorado Avalanche	L	O	O	W	W	L	W	W	W	L	5-3-2
Columbus Blue Jackets	W	L	W	L	L	L	T	--	--	--	2-4-1
Dallas Stars	L	L	W	W	L	L	L	W	L	L	3-7-0
Detroit Red Wings	L	L	L	O	L	W	L	L	O	L	1-7-2
Edmonton Oilers	W	W	W	W	L	T	L	L	W	L	5-4-1
Florida Panthers	L	W	O	W	O	W	W	L	W	W	6-2-2
Los Angeles Kings	L	W	O	L	W	L	L	L	L	T	2-6-2
Minnesota Wild	L	W	W	W	L	W	W	--	--	--	5-2-0
Montreal Canadiens	L	L	W	W	L	W	W	W	W	W	7-3-0
Nashville Predators	L	W	W	W	L	L	W	W	W	--	6-3-0
New Jersey Devils	O	O	W	L	W	W	L	W	W	W	6-2-2
New York Islanders	L	W	W	W	L	W	L	O	L	L	4-5-1
New York Rangers	L	L	O	W	O	W	O	W	W	L	4-3-3
Ottawa Senators	L	L	L	L	W	L	W	W	W	W	5-5-0
Philadelphia Flyers	L	L	L	L	L	W	L	W	W	L	3-7-0
Pittsburgh Penguins	L	L	W	W	L	W	L	L	L	L	3-7-0
San Jose Sharks	W	W	W	L	W	T	L	O	T	L	4-3-4
St. Louis Blues	L	L	W	O	O	L	L	T	W	W	3-4-3
Tampa Bay Lightning	W	L	L	W	W	L	W	L	W	W	6-4-0
Toronto Maple Leafs	O	O	L	L	W	L	L	L	L	L	1-7-2
Vancouver Canucks	L	W	L	L	L	T	L	L	W	W	3-6-1
Washington Capitals	W	L	L	W	L	O	L	L	L	W	3-6-1
Winnipeg Jets	L	L	L	L	O	W	L	W	O	O	2-5-3

**OVERALL GAMES MOST TO LEAST RECENT**

TEAM	1	2	3	4	5	6	7	8	9	10	RECORD
Anaheim Ducks	L	L	W	W	W	L	L	L	L	W	4-6-0
Arizona Coyotes	W	W	L	W	W	W	W	W	L	O	7-2-1
Boston Bruins	L	W	L	W	L	W	L	W	L	W	5-5-0
Calgary Flames	L	O	W	L	W	L	W	L	W	L	4-5-1
Carolina Hurricanes	L	W	L	L	L	L	W	L	W	L	3-7-0
Chicago Blackhawks	L	L	L	L	L	W	L	W	W	W	4-6-0
Colorado Avalanche	L	L	O	O	O	O	L	W	W	W	3-3-4
Columbus Blue Jackets	W	O	L	L	W	W	W	L	L	L	4-5-1
Dallas Stars	L	L	W	L	W	W	W	W	W	L	6-4-0
Detroit Red Wings	L	L	L	L	L	L	O	O	W	L	1-7-2
Edmonton Oilers	W	L	W	W	W	W	W	W	L	T	7-2-1
Florida Panthers	L	L	O	W	O	W	L	O	W	L	3-4-3
Los Angeles Kings	W	L	W	W	O	W	L	W	W	W	7-2-1
Minnesota Wild	L	L	W	W	L	W	L	W	L	L	4-6-0
Montreal Canadiens	L	L	L	L	L	W	W	W	L	W	4-6-0
Nashville Predators	L	L	W	O	W	L	W	W	L	L	4-5-1
New Jersey Devils	W	W	O	W	O	W	L	W	L	L	5-3-2
New York Islanders	O	L	W	W	L	W	W	W	L	L	5-4-1
New York Rangers	L	L	L	L	W	O	W	O	O	L	2-5-3
Ottawa Senators	L	L	W	L	W	O	L	L	W	O	3-5-2
Philadelphia Flyers	L	L	L	W	L	W	L	L	O	L	2-7-1
Pittsburgh Penguins	L	L	L	W	W	L	L	W	L	W	4-6-0
San Jose Sharks	W	W	W	W	W	W	L	W	W	L	8-2-0
St. Louis Blues	L	L	L	L	W	W	L	O	L	L	2-7-1
Tampa Bay Lightning	O	W	L	O	W	L	W	W	L	L	4-4-2
Toronto Maple Leafs	O	O	W	L	W	W	L	O	W	W	5-2-3
Vancouver Canucks	L	L	W	W	L	W	W	L	L	L	4-6-0
Washington Capitals	O	W	W	O	L	L	W	L	W	W	5-3-2
Winnipeg Jets	L	W	L	L	L	L	L	O	W	W	3-6-1



**2001-02 SEASON**

DAY	NO.	RECORD	PTS
Sunday	9	6-2-1	13
Monday	6	2-4-0	4
Tuesday	14	4-5-5	13
Wednesday	10	5-3-2	12
Thursday	9	3-6-0	6
Friday	16	8-7-1	17
Saturday	18	7-9-2	16

**2002-03 SEASON**

DAY	NO.	RECORD	PTS
Sunday	5	1-2-2	4
Monday	7	1-5-1	3
Tuesday	15	3-9-3	9
Wednesday	9	5-3-1	11
Thursday	9	2-5-2	6
Friday	14	7-5-2	16
Saturday	23	8-15-0	16

**2003-04 SEASON**

DAY	NO.	RECORD	PTS
Sunday	3	2-1-0	4
Monday	9	4-5-0	8
Tuesday	8	3-4-1	7
Wednesday	16	8-5-3	19
Thursday	10	3-7-0	6
Friday	15	11-4-0	22
Saturday	21	6-12-3	15

**2005-06 SEASON**

DAY	NO.	RECORD	PTS
Sunday	7	5-1-1	11
Monday	6	4-1-1	9
Tuesday	10	9-0-1	19
Wednesday	11	6-5-0	12
Thursday	16	10-3-3	23
Friday	12	7-5-0	14
Saturday	20	11-9-0	22

**2006-07 SEASON**

DAY	NO.	RECORD	PTS
Sunday	4	2-1-1	5
Monday	5	4-1-0	8
Tuesday	11	9-1-1	19
Wednesday	10	7-3-0	14
Thursday	12	10-2-0	20
Friday	15	11-3-1	23
Saturday	25	10-12-1	21

**2007-08 SEASON**

DAY	NO.	RECORD	PTS
Sunday	5	2-3-0	4
Monday	7	2-3-2	6
Tuesday	8	5-1-2	12
Wednesday	17	10-7-0	20
Thursday	9	4-3-2	10
Friday	18	7-7-4	18
Saturday	18	9-7-2	20

**2008-09 SEASON**

DAY	NO.	RECORD	PTS
Sunday	1	0-1-0	0
Monday	9	4-4-1	9
Tuesday	8	4-4-0	8
Wednesday	14	8-5-1	17
Thursday	9	5-3-1	11
Friday	16	10-5-1	21
Saturday	24	10-9-5	25

**2009-10 SEASON**

DAY	NO.	RECORD	PTS
Sunday	5	4-1-0	8
Monday	8	5-3-0	10
Tuesday	7	3-3-1	7
Wednesday	16	10-6-0	20
Thursday	8	4-2-2	10
Friday	15	10-4-1	21
Saturday	23	9-8-6	24

**2010-11 SEASON**

DAY	NO.	RECORD	PTS
Sunday	7	4-1-2	10
Monday	3	1-2-0	2
Tuesday	16	9-5-2	20
Wednesday	10	5-4-1	11
Thursday	9	6-1-2	14
Friday	15	7-7-1	15
Saturday	22	11-9-2	24

**2011-12 SEASON**

DAY	NO.	RECORD	PTS
Sunday	1	1-0-0	2
Monday	6	4-2-0	8
Tuesday	14	8-5-1	17
Wednesday	12	4-4-4	12
Thursday	8	3-5-0	6
Friday	17	10-6-1	22
Saturday	24	9-10-5	23

**2012-13 SEASON**

DAY	NO.	RECORD	PTS
Sunday	11	3-7-1	7
Monday	2	1-1-0	2
Tuesday	12	5-6-1	11
Wednesday	1	1-0-0	2
Thursday	9	4-3-2	10
Friday	5	3-2-0	6
Saturday	8	4-2-2	10

**2013-14 SEASON**

DAY	NO.	RECORD	PTS
Sunday	8	2-5-1	5
Monday	6	1-5-0	2
Tuesday	17	7-8-2	16
Wednesday	6	1-4-1	3
Thursday	19	4-14-1	9
Friday	9	4-4-1	9
Saturday	17	2-11-4	8

**2001-02 SEASON**

MONTH	NO.	RECORD	PTS
October	13	5-7-1	11
November	14	6-7-1	13
December	13	4-7-2	10
January	13	7-5-1	15
February	5	1-2-2	4
March	17	8-7-2	18
April	7	4-1-2	10

**2002-03 SEASON**

MONTH	NO.	RECORD	PTS
October	10	3-5-2	8
November	13	1-10-2	4
December	14	4-9-1	9
January	13	7-4-2	16
February	13	4-8-1	9
March	16	7-8-1	15
April	3	1-1-1	3

**2003-04 SEASON**

MONTH	NO.	RECORD	PTS
October	11	6-5-0	12
November	14	5-7-2	12
December	13	4-8-1	9
January	16	8-6-2	18
February	11	5-5-1	11
March	15	9-5-1	19
April	2	0-2-0	0

**2005-06 SEASON**

MONTH	NO.	RECORD	PTS
October	11	7-4-0	14
November	14	8-5-1	17
December	14	11-2-1	23
January	11	6-4-1	13
February	6	4-0-2	10
March	17	9-7-1	19
April	9	7-2-0	14

**2006-07 SEASON**

MONTH	NO.	RECORD	PTS
October	11	10-0-1	21
November	13	9-3-1	19
December	14	9-4-1	19
January	14	6-7-1	13
February	11	8-2-1	17
March	15	8-5-2	18
April	4	3-1-0	6

**2007-08 SEASON**

MONTH	NO.	RECORD	PTS
October	10	5-5-0	10
November	13	6-6-1	13
December	14	8-5-1	17
January	13	4-5-4	12
February	15	8-4-3	19
March	14	6-5-3	15
April	3	2-1-0	4

**2008-09 SEASON**

MONTH	NO.	RECORD	PTS
October	10	6-2-2	14
November	13	5-7-1	11
December	14	6-6-2	14
January	13	9-4-0	18
February	13	5-6-2	12
March	12	6-5-1	13
April	7	4-2-1	9

**2009-10 SEASON**

MONTH	NO.	RECORD	PTS
October	11	8-2-1	17
November	13	7-5-1	15
December	15	9-4-2	20
January	14	8-3-3	19
February	7	1-4-2	4
March	16	10-5-1	21
April	6	2-4-0	4

**2010-11 SEASON**

MONTH	NO.	RECORD	PTS
October	12	3-7-2	8
November	13	6-6-1	13
December	12	6-5-1	13
January	12	8-3-1	17
February	12	6-4-2	22
March	16	10-4-2	22
April	5	4-0-1	9

**2011-12 SEASON**

MONTH	NO.	RECORD	PTS
October	10	6-4-0	12
November	134	7-6-1	15
December	14	4-7-3	11
January	12	4-7-1	9
February	13	7-3-3	17
March	16	10-4-2	22
April	3	1-1-1	3

**2012-13 SEASON**

MONTH	NO.	RECORD	PTS
October			
November			
December			
January	7	3-3-1	7
February	14	5-9-0	10
March	15	5-5-5	15
April	12	8-4-0	16

**2013-14 SEASON**

MONTH	NO.	RECORD	PTS
October	15	2-12-1	5
November	13	4-8-1	9
December	12	5-5-2	12
January	13	4-5-4	12
February	7	3-4-0	6
March	14	2-11-1	5
April	8	1-6-1	3



**BEST & WORST RECORDS BY MONTH**

<b>MONTH</b>	<b>BEST (YEAR)</b>	<b>WORST (YEAR)</b>
<b>October</b>	10-0-1, 21 pts. (2006)	1-7-2, 4 pts. (1986)
<b>November</b>	12-1-3, 27 pts (1974)	1-10-2, 4 pts. (2002)
<b>December</b>	11-2-1, 23 pts. (2005)	3-8-2, 8 pts. (1970)
<b>January</b>	11-0-2, 24 pts. (1984)	2-7-3, 7 pts. (1972) 3-2-1, 7 pts. (1995)* 3-3-1, 7 pts. (2013)*
<b>February</b>	10-4-0, 20 pts. (1977) 9-2-2, 20 pts. (1978)	4-10-1, 9 pts. (1971) 3-6-3, 9pts. (1972) 3-4-0, 6 pts. (2014)** 1-4-2, 4 pts. (2010)**
<b>March</b>	10-3-4, 24 pts. (1979)	2-11-1, 5 pts. (1996)
<b>April</b>	8-4-0, 16 pts. (2013)* 6-7-2, 14 pts. (1995)* 7-2-0, 14 pts. (2006)	0-1-0, 0 pts. (1983) 0-7-0, 0 pts. (1993) 0-2-0, 0 pts. (2004)
<b>May</b>	2-0-0, 4 pts. (1995)*	1-6-1, 3 pts. (2014)

\* Shortened season (48 games) \*\* Schedule affected by Olympics

**THE LAST TIME THE SABRES...****RECORDED A HAT TRICK:****HOME:** 4/5/2011 vs. Tampa Bay (Thomas Vanek)**ROAD:** 1/31/13 at Boston (Thomas Vanek)**SCORED TWO HAT TRICKS IN ONE GAME:**

1/18/2008 vs. Atlanta (Drew Stafford &amp; Derek Roy)

**HAD A FOUR-GOAL GAME:**

4/10/2010 at Ottawa (Thomas Vanek)

**HAD A FIVE-GOAL GAME:**

2/06/1986 at Boston (Dave Andreychuk)

**ALLOWED A HAT TRICK:****HOME:** 4/19/2013 vs. NY Rangers (Brad Richards)**ROAD:** 11/8/2013 at Anaheim (Ryan Getzlaf)**ALLOWED TWO HAT TRICKS IN ONE GAME:**

11/22/1987 vs. Los Angeles (Bernie Nicholls &amp; Bob Carpenter)

**ALLOWED TWO FOUR-GOAL GAMES IN ONE GAME:**

11/2/2005 vs. Ottawa (Alfredsson &amp; Havlat)

**ALLOWED A FIVE-GOAL GAME:**

(Has never happened)

**WON A HOME GAME IN OVERTIME:**

2/26/2014 vs. Boston (Matt D'Agostini)

**LOST A HOME GAME IN OVERTIME:**

3/29/2014 vs. Tampa Bay (Steven Stamkos)

**WON A ROAD GAME IN OVERTIME:**

3/20/2013 at Montreal (Steve Ott)

**LOST A ROAD GAME IN OVERTIME:**

11/30/2013 at New Jersey (Steve Bernier)

**WON A HOME GAME IN A SHOOTOUT:**

4/1/2014 vs. New Jersey (Ville Leino)

**LOST A HOME GAME IN A SHOOTOUT:**

4/13/2014 vs. New York Islanders (Brock Nelson)

**WON A ROAD GAME IN A SHOOTOUT:**

1/12/2014 at Washington (Cody Hodgson)

**LOST A ROAD GAME IN A SHOOTOUT:**

1/15/2014 at Toronto (Joffrey Lupul)

**SHUT OUT AN OPPONENT AT HOME:**

3/21/2012 vs. Montreal (Ryan Miller, 34 saves)

**SHUT OUT OPPONENT ON THE ROAD:**

3/1/2012 at San Jose (Ryan Miller, 39 saves)

**WERE SHUT OUT AT HOME:**

3/16/2014 vs. Montreal (Dustin Tokarski, 29 saves)

**WERE SHUT OUT ON THE ROAD:**

3/25/2014 at Montreal (Carey Price, 24 saves)

**THE LAST TIME THE SABRES...****HAD TWO STRAIGHT SHUTOUTS:**

2/29/2012 at Anaheim (Ryan Miller, 43 saves)

3/1/2012 at San Jose (Ryan Miller, 39 saves)

**WERE SHUT OUT IN TWO STRAIGHT GAMES:**

10/09/2003 at Philadelphia (Jeff Hackett, 17 saves)

10/11/2003 vs. NY Islanders (Rick DiPietro, 13 saves)

**WON A 1-0 GAME AT HOME:**

4/13/2013 vs. Philadelphia (Jhonas Enroth)

**WON A 1-0 GAME ON THE ROAD:**

3/1/2012 at San Jose (Ryan Miller)

**LOST A 1-0 GAME AT HOME:**

10/4/2013 vs. Ottawa (Craig Anderson)

**LOST A 1-0 GAME ON THE ROAD:**

11/30/2013 at New Jersey (Cory Schneider)

**WON BY FIVE OR MORE GOALS:****HOME:** 2/8/2012 (6-0 vs. Boston)**ROAD:** 10/23/2010 (6-1 at New Jersey)**LOST BY FIVE OR MORE GOALS:****HOME:** 11/14/2008 (6-1 vs. Columbus)**ROAD:** 2/1/2014 (7-1 at Colorado)**SCORED 10 OR MORE GOALS AT HOME:**

1/18/2008 vs. Atlanta (10-1)

**SCORED 10 OR MORE GOALS ON THE ROAD:**

1/28/2009 at Edmonton (10-2)

**ALLOWED 10 OR MORE GOALS AT HOME:**

11/2/2005 vs. Ottawa (10-4)

**ALLOWED 10 OR MORE GOALS ON THE ROAD:**

3/12/1988 at Calgary (10-4)

**RECORDED 20 OR MORE SHOTS IN A PERIOD:**

3/15/2011 vs. Carolina (22-1st)

**ALLOWED 20 OR MORE SHOTS IN A PERIOD:**

3/13/2014 at Carolina (22- 2nd)

**SCORED FIVE GOALS IN A PERIOD:****HOME:** 11/28/2009 vs. Carolina (3rd)**ROAD:** 10/21/2009 at Florida (1st)**RECORDED 50 OR MORE SHOTS:**

10/13/2007 vs. Washington (53)

**ALLOWED 50 OR MORE SHOTS:**

3/13/2014 at Carolina (55)

**SCORED A SHORTHANDED GOAL:**

2/3/2014 vs. Edmonton (Drew Stafford)

**SCORED A GOAL WHILE TWO MEN SHORT:**

1/30/1990 at Quebec (Phil Housley)



**THE LAST TIME THE SABRES...**

**SCORED TWO SHORTHANDED GOALS IN ONE GAME:**  
1/25/2014 at Columbus (Christian Ehrhoff & Marcus Foligno)

**SCORED THREE SHORTHANDED GOALS IN ONE GAME:**  
3/19/1998 vs. Florida (Michael Peca & Alexei Zhitnik [2])

**ALLOWED A SHORTHANDED GOAL:**  
3/18/2014 at Calgary (Paul Byron)

**ALLOWED A SHORTHANDED GOAL WITH  
A TWO-MAN ADVANTAGE:**

10/20/2006 vs. Carolina (Mike Commodore)

**ALLOWED TWO SHORTHANDED GOALS IN ONE GAME:**  
12/10/2011 vs. New York Rangers

(Carl Hagelin & Ryan Callahan)

**ALLOWED THREE SHORTHANDED GOALS IN ONE GAME:**  
(Has never happened)

**SCORED AN EMPTY NET GOAL:**  
HOME: 3/29/2014 vs. Tampa Bay (Cory Conacher)  
ROAD: 1/25/2014 at Columbus (Cody Hodgson)

**ALLOWED AN EMPTY NET GOAL:**  
HOME: 4/8/2014 vs. Detroit (Pavel Datsyuk)  
ROAD: 3/15/2014 at New York Islanders (Cal Clutterbuck)

**SCORED ON A PENALTY SHOT:**  
3/13/2014 at Carolina (Tyler Ennis on Cam Ward)

**WERE UNSUCCESSFUL ON A PENALTY SHOT:**  
1/15/2014 at Toronto (Zemgus Girgensons on James Reimer)

**ALLOWED A GOAL ON A PENALTY SHOT:**  
10/5/2013 at Pittsburgh (Chris Kunitz on Jhonas Enroth)

**STOPPED THE SHOOTER ON A PENALTY SHOT:**  
3/7/2014 (Sean Bergenheim on Michal Neuvirth)

**LAST FOUR-POINT GAME:**  
12/16/2011 vs. Toronto, Thomas Vanek (2+2)

**LAST FIVE-POINT GAME:**  
1/31/2013 at Boston, Thomas Vanek (3+2)

**LAST SIX-POINT GAME:**  
2/10/1993 at Winnipeg, Pat LaFontaine (1+5)

**LEADS & DEFICITS**

**THE SABRES TRAILED BY TWO GOALS AND WON:**  
December 17, 2013 vs. Winnipeg (4-2)

**THE SABRES TRAILED BY THREE GOALS AND WON:**  
April 3, 2012 vs. Toronto (6-5, OT)

**THE SABRES TRAILED BY FOUR GOALS AND WON:**  
January 21, 1989 at Boston (6-5, OT)

**THE SABRES TRAILED BY FIVE GOALS AND WON:**  
February, 25, 1983 vs. Boston (7-6)

**THE SABRES LED BY TWO GOALS AND LOST:**  
April 13, 2014 vs. New York Islanders (4-3, SO)

**THE SABRES LED BY THREE GOALS AND LOST:**  
December 7, 2011 vs. Philadelphia (5-4, OT)

**THE SABRES LED BY FOUR GOALS AND LOST:**  
March 12, 1987 at Calgary (10-4)

**THE SABRES LED BY FIVE GOALS AND LOST:**  
(Has never happened)

**SABRES LONGEST WINNING STREAKS**

GAMES	DATES
10	10/4/06 to 10/26/06
10	1/4/84 to 1/23/84
9	12/11/76 to 12/29/76
9	11/24/79 to 12/13/79

Note: Sabres won 15 straight over two seasons -- 4/8/06 to 10/26/06

**SABRES LONGEST LOSING STREAKS**

GAMES	DATES
8	1/25/03 to 2/13/03
7	3/7/14 to 3/18/14
7	12/4/03 to 12/19/03
7	12/20/02 to 12/31/02
7	11/3/02 to 11/19/02

**SABRES LONGEST UNBEATEN STREAKS**

GAMES	DATES
14	3/6/80 to 4/6/80
13	1/4/84 to 1/29/84
13	1/21/98 to 3/2/98

**SABRES LONGEST WINLESS STREAKS**

GAMES	DATES
12	11/23/91 to 12/20/91
12	10/25/02 to 11/19/02
10	11/7/71 to 12/1/71

**MOST CONSECUTIVE TIES**

GAMES	DATES
4	12/22/77 to 1/1/78
4	1/9/81 to 1/16/81
4	2/26/82 to 3/6/82
4	12/9/84 to 12/16/84

**SABRES WINNING STREAKS**

GAMES	DATES
5	3/19/12 to 3/27/12
6	12/27/09 to 1/8/10
7	12/4/06 to 12/19/06
8	3/3/06 to 3/16/06
9	11/24/79 to 12/13/79
10	10/4/06 to 10/26/06

**SABRES LOSING STREAKS**

GAMES	DATES
5	1/14/12 to 1/21/12
6	3/18/06 to 3/27/06
7	3/7/14 to 3/18/14
8	1/25/03 to 2/13/03

**SABRES UNBEATEN STREAKS**

GAMES	DATES
6	1/24/12 to 2/10/12
7	2/23/11 to 3/6/11
8	11/29/98 to 12/18/98
9	3/12/12 to 3/27/12
10	12/23/84 to 1/12/85
11	12/15/77 to 1/11/78
12	1/29/97 to 2/23/97
13	1/21/98 to 3/2/98
14	3/6/80 to 4/6/80

**SABRES WINLESS STREAKS**

GAMES	DATES
6	3/22/97 to 4/2/97
7	4/3/14 to 4/13/14
8	12/4/03 to 12/23/03
9	None
10	12/26/07 to 1/16/08
11	None
12	11/23/91 to 12/20/91



OPENER				HOME			ROAD		
SEASON	DATE	OPPONENT	SCORE	DATE	OPPONENT	SCORE	DATE	OPPONENT	SCORE
1970-71	10/10/70	at PIT	2-1	10/15/70	vs. MTL	0-3	10/10/70	at PIT	2-1
1971-72	10/10/71	vs. PIT	2-1	10/10/71	vs. PIT	2-1	10/12/71	at STL	1-4
1972-73	10/8/72	vs. ATL	5-3	10/8/72	vs. ATL	5-3	10/14/72	at ATL	1-1
1973-74	10/10/73	at TOR	4-7	10/14/73	vs. VAN	3-1	10/10/73	at TOR	4-7
1974-75	10/10/74	vs. BOS	9-5	10/10/74	vs. BOS	9-5	10/12/74	at PHI	1-6
1975-76	10/9/75	vs. DET	4-0	10/9/75	vs. DET	4-0	10/18/75	at STL	5-3
1976-77	10/9/76	at DET	0-4	10/10/76	vs. MTL	3-1	10/9/76	at DET	0-4
1977-78	10/13/77	vs. NYI	3-2	10/13/77	vs. NYI	3-2	10/15/77	at TOR	5-2
1978-79	10/12/78	vs. NYI	2-2	10/12/78	vs. NYI	2-2	10/14/78	at MIN	5-2
1979-80	10/11/79	vs. WSH	6-3	10/11/79	vs. WSH	6-3	10/13/79	at NYI	5-2
1980-81	10/9/80	at CHI	3-4	10/12/80	vs. HFD	3-3	10/9/80	at CHI	3-4
1981-82	10/7/81	vs. WSH	5-3	10/7/81	vs. WSH	5-3	10/10/81	at MTL	0-9
1982-83	10/6/82	vs. QUE	4-6	10/6/82	vs. QUE	4-6	10/9/82	at QUE	4-6
1983-84	10/5/83	vs. HFD	5-3	10/5/83	vs. HFD	5-3	10/8/83	at QUE	2-9
1984-85	10/11/84	vs. MTL	4-3	10/11/84	vs. MTL	4-3	10/13/84	at TOR	3-4*
1985-86	10/10/85	vs. HFD	4-5	10/10/85	vs. HFD	4-5	10/12/85	at MIN	6-2
1986-87	10/9/86	at WPG	2-3	10/12/86	vs. CGY	2-4	10/9/86	at WPG	2-3
1987-88	10/8/87	vs. MIN	2-2*	10/8/87	vs. MIN	2-2*	10/10/87	at MTL	3-6
1988-89	10/6/88	vs. MTL	3-2	10/6/88	vs. MTL	3-2	10/8/88	at WSH	2-6
1989-90	10/5/89	vs. QUE	4-3	10/5/89	vs. QUE	4-3	10/7/89	at MTL	1-5
1990-91	10/4/90	vs. MTL	3-3*	10/4/90	vs. MTL	3-3*	10/6/90	at MTL	5-6
1991-92	10/4/91	vs. PIT	4-5	10/4/91	vs. PIT	4-5	10/5/91	at WSH	1-3
1992-93	10/8/92	vs. QUE	4-5	10/8/92	vs. QUE	4-5	10/10/92	at HFD	5-2
1993-94	10/7/93	at BOS	5-3	10/10/93	vs. HFD	2-3	10/7/93	at BOS	5-3
1994-95	1/20/95	at NYR	2-1	1/25/95	vs. NJD	2-1	1/20/95	at NYR	2-1
1995-96	10/7/95	at OTT	3-1	10/13/95	vs. ANA	1-4	10/7/95	at OTT	3-1
1996-97	10/4/96	at EDM	3-4	10/12/96	vs. DET	1-6	10/4/96	at EDM	3-4
1997-98	10/1/97	at STL	3-1	10/7/97	vs. DAL	2-4	10/1/97	at STL	3-1
1998-99	10/10/98	at DAL	1-4	10/16/98	vs. FLA	2-2*	10/10/98	at DAL	1-4
1999-00	10/2/99	at DET	0-2	10/8/99	vs. WSH	2-3	10/2/99	at DET	0-2
2000-01	10/5/00	vs. CHI	4-2	10/5/00	vs. CHI	4-2	10/13/00	at EDM	2-3
2001-02	10/4/01	vs. ATL	1-2	10/4/01	vs. ATL	1-2	10/7/01	at NYR	4-5*
2002-03	10/10/02	vs. NYI	5-1	10/10/02	vs. NYI	5-1	10/12/02	at MTL	6-1
2003-04	10/9/03	at PHI	0-2	10/11/03	vs. NYI	0-6	10/9/03	at PHI	0-2
2005-06	10/5/05	vs. NYI	6-4	10/5/05	vs. NYI	6-4	10/8/05	at OTT	0-5
2006-07	10/4/06	at CAR	3-2**	10/6/06	vs. MTL	5-4**	10/4/06	at CAR	3-2**
2007-08	10/5/07	vs. NYI	4-6	10/5/07	vs. NYI	4-6	10/6/07	at NYI	2-3
2008-09	10/10/08	vs. MTL	2-1**	10/10/08	vs. MTL	2-1**	10/13/08	at NYI	7-1
2009-10	10/3/09	vs. MTL	1-2 *	10/3/09	vs. MTL	1-2 *	10/10/09	at NSH	1-0
2010-11	10/8/10	at OTT	2-1	10/9/10	vs. NYR	3-6	10/8/10	at OTT	2-1
2011-12	10/7/11	vs. ANA	4-1	10/7/11	vs. ANA	4-1	10/8/11	at LAK	4-2
2012-13	1/20/13	vs. PHI	5-2	1/20/13	vs. PHI	5-2	1/21/13	at TOR	2-1
2013-14	10/2/13	at DET	1-2	10/4/13	vs. OTT	0-1	10/2/13	at DET	1-2

The Sabres are 24-15-4 in opening games (17-6-4 at home and 7-9-0 on the road). The club is 21-16-6 in home openers and 18-24-1 in road openers.

\*Game decided in overtime. \*\*Game decided in shootout

record book\_2013.14 **SABRES RECORD YEAR-BY-YEAR**

PRESEASON				REGULAR SEASON							PLAYOFFS	
YEAR	W	L	OTL/T	GP	W	L	OTL/T	GF	GA	PTS	W	L
1970-71	1	4	4	78	24	39	15	217	291	63	--	--
1971-72	3	1	5	78	16	43	19	203	289	51	--	--
1972-73	4	2	2	78	37	27	14	257	219	88	2	4
1973-74	0	6	2	78	32	34	12	242	250	76	--	--
1974-75	4	4	0	80	49	16	15	354	240	113	10	7
1975-76	3	6	0	80	46	21	13	339	240	105	4	5
1976-77	4	5	1	80	48	24	8	301	220	104	2	4
1977-78	3	3	4	80	44	19	17	288	215	105	3	5
1978-79	5	6	0	80	36	28	16	280	263	88	1	2
1979-80	3	6	2	80	47	17	16	318	201	110	9	5
1980-81	4	5	2	80	39	20	21	327	250	99	4	4
1981-82	2	5	3	80	39	26	15	307	273	93	1	3
1982-83	5	2	4	80	38	29	13	318	285	89	6	4
1983-84	2	8	0	80	48	25	7	315	257	103	0	3
1984-85	5	2	2	80	38	28	14	290	237	90	2	3
1985-86	3	3	2	80	37	37	6	296	291	80	--	--
1986-87	4	5	0	80	28	44	8	280	308	64	--	--
1987-88	7	2	0	80	37	32	11	283	305	85	2	4
1988-89	7	0	1	80	38	35	7	291	299	83	1	4
1989-90	4	3	2	80	45	27	8	286	248	98	2	4
1990-91	2	4	2	80	31	30	19	292	278	81	2	4
1991-92	3	5	1	80	31	37	12	289	299	74	3	4
1992-93	5	4	0	84	38	36	10	335	297	86	4	4
1993-94	1	6	0	84	43	32	9	282	218	95	3	4
1994-95	2	4	1	48	22	19	7	130	119	51	1	4
1995-96	4	4	0	82	33	42	7	247	262	73	--	--
1996-97	3	4	1	82	40	30	12	237	208	92	5	7
1997-98	0	6	2	82	36	29	17	211	187	89	10	5
1998-99	2	6	0	82	37	28	17	207	175	91	14	7
1999-00	2	4	1	82	35	36	11	213	204	85	1	4
2000-01	7	1	0	82	46	31	5	218	184	98	7	6
2001-02	2	4	0	82	35	36	11	213	200	82	--	--
2002-03	4	2	1	82	27	45	10	190	219	72	--	--
2003-04	3	4	1	82	37	34	11	220	221	85	--	--
2005-06	6	2	0	82	52	24	6	281	239	110	11	7
2006-07	4	1	0	82	53	22	7	308	242	113	9	7
2007-08	4	2	0	82	39	31	12	255	242	90	--	--
2008-09	2	4	1	82	41	32	9	250	234	91	--	--
2009-10	4	1	1	82	45	27	10	235	207	100	2	4
2010-11	4	2	0	82	43	29	10	245	229	96	3	4
2011-12	4	2	0	82	39	32	11	218	230	89	--	--
2012-13	--	--	--	48	21	21	6	125	143	48	--	--
2013-14	4	2	1	82	21	51	10	157	248	52	--	--
<b>TOTALS</b>	<b>145</b>	<b>152</b>	<b>49</b>	<b>3410</b>	<b>1611</b>	<b>1309</b>	<b>490</b>	<b>11,150</b>	<b>10,266</b>	<b>3,730</b>	<b>124</b>	<b>132</b>



**1970 TO 1992**

DATE	OPPONENT	SCORER	SCORE	TIME
Oct. 26, 1983	at Detroit	Steve Yzerman	6-5 DET	4:38
<b>Nov. 16, 1983</b>	<b>at Winnipeg</b>	<b>Mike Ramsey</b>	<b>6-5 BUF</b>	<b>0:17</b>
<b>Feb. 8, 1984</b>	<b>at Pittsburgh</b>	<b>Dave Andreychuk</b>	<b>6-5 BUF</b>	<b>0:31</b>
<b>Feb. 17, 1984</b>	<b>Minnesota</b>	<b>Dave Andreychuk</b>	<b>5-4 BUF</b>	<b>1:31</b>
<b>Feb. 21, 1984</b>	<b>at Philadelphia</b>	<b>Phil Housley</b>	<b>5-4 BUF</b>	<b>4:09</b>
<b>Mar. 11, 1984</b>	<b>Hartford</b>	<b>Mike Foligno</b>	<b>4-3 BUF</b>	<b>1:53</b>
Oct. 13, 1984	at Toronto	Jim Benning	4-3 TOR	2:41
Feb. 15, 1985	Montreal	Mats Naslund	4-3 MTL	2:31
Mar. 24, 1985	Boston	Dave Reid	4-3 BOS	0:56
Nov. 30, 1985	at Toronto	Steve Thomas	3-2 TOR	0:26
<b>Jan. 17, 1986</b>	<b>Montreal</b>	<b>Gates Orlando</b>	<b>5-4 BUF</b>	<b>1:11</b>
Mar. 11, 1986	at St. Louis	Charlie Bourgeois	3-2 STL	2:04
Oct. 22, 1986	at Pittsburgh	Randy Cunneyworth	5-4 PIT	2:30
Nov. 12, 1986	N.Y. Rangers	Walt Poddubny	2-1 NYR	2:01
Dec. 20, 1986	at Toronto	Steve Thomas	5-4 TOR	4:55
Jan. 8, 1987	at Minnesota	Brian Bellows	5-4 MIN	1:05
<b>Jan. 18, 1987</b>	<b>Edmonton</b>	<b>Scott Arniel</b>	<b>6-5 BUF</b>	<b>1:49</b>
Feb. 14, 1988	Chicago	Steve Thomas	4-3 CHI	3:48
Oct. 9, 1988	at Philadelphia	Ron Sutter	4-3 PHI	2:44
Nov. 13, 1988	Edmonton	Esa Tikkanen	5-4 EDM	3:25
<b>Nov. 25, 1988</b>	<b>Chicago</b>	<b>Phil Housley</b>	<b>5-4 BUF</b>	<b>3:15</b>
Dec. 3, 1988	at Montreal	Guy Carbonneau	3-2 MTL	4:22
Jan. 4, 1989	Hartford	Brian Lawton	5-4 HFD	3:19
<b>Jan. 21, 1989</b>	<b>at Boston</b>	<b>Pierre Turgeon</b>	<b>6-5 BUF</b>	<b>3:58</b>
<b>Oct. 27, 1989</b>	<b>Toronto</b>	<b>Pierre Turgeon</b>	<b>6-5 BUF</b>	<b>2:30</b>
Dec. 7, 1989	at Philadelphia	Ron Sutter	4-3 PHI	0:24
Dec. 29, 1989	Boston	Craig Janney	4-3 BOS	1:33
<b>Feb. 20, 1990</b>	<b>at Winnipeg</b>	<b>Mike Hartman</b>	<b>4-3 BUF</b>	<b>2:06</b>
Mar. 14, 1990	Los Angeles	Bob Kudelski	6-5 LAK	1:25
<b>Mar. 18, 1990</b>	<b>Winnipeg</b>	<b>Phil Housley</b>	<b>4-3 BUF</b>	<b>2:03</b>
<b>Mar. 31, 1990</b>	<b>at Pittsburgh</b>	<b>Uwe Krupp</b>	<b>3-2 BUF</b>	<b>1:00</b>
<b>Nov. 23, 1990</b>	<b>Edmonton</b>	<b>Benoit Hogue</b>	<b>3-2 BUF</b>	<b>0:34</b>
Dec. 7, 1990	Hartford	Scott Young	4-3 HFD	0:53
<b>Dec. 18, 1990</b>	<b>at Hartford</b>	<b>Dave Andreychuk</b>	<b>4-3 BUF</b>	<b>1:07</b>
Feb. 6, 1991	St. Louis	Brett Hull	5-4 STL	4:15
<b>Mar. 20, 1991</b>	<b>Montreal</b>	<b>Dave Andreychuk</b>	<b>3-2 BUF</b>	<b>1:14</b>
<b>Nov. 8, 1991</b>	<b>Philadelphia</b>	<b>Donald Audette</b>	<b>4-3 BUF</b>	<b>1:29</b>
Nov. 29, 1991	N.Y. Rangers	Mark Messier	5-4 NYR	0:43
<b>Jan. 23, 1992</b>	<b>at Pittsburgh</b>	<b>Donald Audette</b>	<b>5-4 BUF</b>	<b>4:15</b>
Mar. 28, 1992	at Boston	Steve Heinze	4-3 BOS	3:59

**1992 TO 1999**

<b>DATE</b>	<b>OPPONENT</b>	<b>SCORER</b>	<b>SCORE</b>	<b>TIME</b>
<b>Oct. 16, 1992</b>	<b>Tampa Bay</b>	<b>Bob Sweeney</b>	<b>5-4 BUF</b>	<b>2:30</b>
Nov. 2, 1992	at N.Y. Rangers	Darren Turcotte	7-6 NYR	0:58
<b>Jan. 3, 1993</b>	<b>St. Louis</b>	<b>Brad May</b>	<b>6-5 BUF</b>	<b>1:20</b>
Jan. 17, 1993	at Edmonton	Zdeno Ciger	3-2 EDM	0:25
<b>Jan. 19, 1993</b>	<b>at Calgary</b>	<b>Yuri Khmylev</b>	<b>3-2 BUF</b>	<b>2:07</b>
<b>Jan. 26, 1993</b>	<b>at Philadelphia</b>	<b>Bob Sweeney</b>	<b>4-3 BUF</b>	<b>2:23</b>
Jan. 31, 1993	Edmonton	Kelly Buchberger	5-4 EDM	0:46
Apr. 13, 1993	Montreal	Brian Bellows	3-2 MTL	3:50
Dec. 2, 1993	at Florida	Jesse Belanger	2-1 FLA	0:23
Dec. 26, 1993	at NY Islanders	Benoit Hogue	4-3 NYI	2:28
Jan. 7, 1994	Pittsburgh	Ron Francis	4-3 PIT	4:54
Mar. 30, 1994	Tampa Bay	Brian Bradley	3-2 TBL	3:52
<b>Mar. 14, 1995</b>	<b>at Florida</b>	<b>Yuri Khmylev</b>	<b>2-1 BUF</b>	<b>0:54</b>
Mar. 18, 1995	at Ottawa	Troy Murray	4-3 OTT	3:42
Dec. 22, 1995	Boston	Ted Donato	3-2 BOS	1:37
Jan. 13, 1996	at Edmonton	Doug Weight	5-4 EDM	4:48
Jan. 30, 1996	at NY Islanders	Mathieu Schneider	5-4 NYI	2:19
<b>Feb. 7, 1996</b>	<b>Boston</b>	<b>Derek Plante</b>	<b>2-1 BUF</b>	<b>0:24</b>
Feb. 17, 1996	at Hartford	Geoff Sanderson	2-1 HFD	1:49
<b>Feb. 28, 1996</b>	<b>at Ottawa</b>	<b>Derek Plante</b>	<b>3-2 BUF</b>	<b>4:36</b>
Mar. 8, 1996	at Anaheim	Paul Kariya	3-2 ANA	2:03
Mar. 29, 1996	Philadelphia	Bob Corkum	6-5 PHI	3:50
Nov. 9, 1996	at Hartford	Curtis Leschyshyn	4-3 HFD	4:55
<b>Nov. 11, 1996</b>	<b>Florida</b>	<b>Donald Audette</b>	<b>3-2 BUF</b>	<b>4:01</b>
<b>Nov. 23, 1996</b>	<b>at Boston</b>	<b>Michal Grosek</b>	<b>3-2 BUF</b>	<b>2:39</b>
Dec. 4, 1996	Vancouver	Mike Sillinger	7-6 VAN	3:38
<b>Dec. 11, 1996</b>	<b>at Montreal</b>	<b>Dixon Ward</b>	<b>3-2 BUF</b>	<b>2:42</b>
<b>Jan. 12, 1997</b>	<b>at Phoenix</b>	<b>Jason Dawe</b>	<b>3-2 BUF</b>	<b>0:10</b>
<b>Mar. 11, 1997</b>	<b>Philadelphia</b>	<b>Michael Peca</b>	<b>3-2 BUF</b>	<b>0:42</b>
Mar. 26, 1997	NY Islanders	Bryan Berard	3-2 NYI	1:00
Mar. 28, 1997	at Detroit	Larry Murphy	2-1 DET	3:10
<b>Oct. 31, 1997</b>	<b>at Carolina</b>	<b>Jason Dawe</b>	<b>3-2 BUF</b>	<b>3:21</b>
<b>Nov. 1, 1997</b>	<b>at Florida</b>	<b>Dixon Ward</b>	<b>4-3 BUF</b>	<b>1:14</b>
<b>Dec 12, 1997</b>	<b>Carolina</b>	<b>Matthew Barnaby</b>	<b>3-2 BUF</b>	<b>4:45</b>
Apr. 15, 1998	at New Jersey	Scott Stevens	5-4 NJD	4:38
Dec. 30, 1998	at Ottawa	Andreas Dackell	3-2 OTT	2:24
<b>Jan. 6, 1999</b>	<b>at Anaheim</b>	<b>Michael Peca</b>	<b>3-2 BUF</b>	<b>0:29</b>
Feb. 17, 1999	Toronto	Mats Sundin	3-2 TOR	4:04
<b>Mar. 19, 1999</b>	<b>at NY Rangers</b>	<b>Miroslav Satan</b>	<b>3-2 BUF</b>	<b>1:18</b>
<b>Mar. 28, 1999</b>	<b>Pittsburgh</b>	<b>Dixon Ward</b>	<b>4-3 BUF</b>	<b>2:27</b>
Apr. 17, 1999	at Boston	Hal Gill	2-1 BOS	4:46



**1999 TO 2006**

<b>DATE</b>	<b>OPPONENT</b>	<b>SCORER</b>	<b>SCORE</b>	<b>TIME</b>
Oct. 29, 1999	Florida	Geoff Sanderson	3-2 BUF	4:54
Nov. 4, 1999	at Chicago	Curtis Brown	5-4 BUF	1:14
Nov. 28, 1999	at Tampa Bay	Michal Grosek	3-2 BUF	2:26
Dec. 8, 1999	at Toronto	Steve Thomas	3-2 TOR	1:05
Feb. 10, 2000	at Nashville	Jason Woolley	2-1 BUF	4:08
Feb. 12, 2000	at Philadelphia	John LeClair	3-2 PHI	2:28
Mar. 8, 2000	Boston	Stu Barnes	2-1 BUF	1:54
Mar. 15, 2000	at San Jose	Jeff Friesen	6-5 SJS	2:56
Apr. 7, 2000	Pittsburgh	Jaromir Jagr	2-1 PIT	0:13
Oct. 21, 2000	at Detroit	Brendan Shanahan	5-4 DET	4:28
Nov. 13, 2000	Calgary	J.P. Dumont	3-2 BUF	1:29
Feb. 7, 2001	NY Islanders	Maxim Afinogenov	2-1 BUF	0:42
Feb. 10, 2001	at Ottawa	Maxim Afinogenov	2-1 BUF	1:52
Mar. 3, 2001	at Colorado	Stu Barnes	3-2 BUF	2:08
Oct. 7, 2001	at NY Rangers	Brian Leetch	5-4 NYR	2:45
Dec. 14, 2001	Carolina	Stu Barnes	3-2 BUF	0:50
Jan. 27, 2002	at Washington	Stu Barnes	3-2 BUF	1:30
Feb. 8, 2002	Ottawa	Jason Woolley	3-2 BUF	4:21
Mar. 24, 2002	at Ottawa	Erik Rasmussen	3-2 BUF	1:27
Nov. 19, 2002	at New Jersey	Scott Niedermayer	4-3 NJD	1:23
Dec. 31, 2002	vs. NY Islanders	Jason Blake	1-0 NYI	1:36
Jan. 4, 2003	at Ottawa	Ales Kotalik	2-1 BUF	4:19
Jan. 25, 2003	at Ottawa	Daniel Alfredsson	4-3 OTT	2:22
Jan. 30, 2003	at St. Louis	Keith Tkachuk	2-1 STL	3:26
Feb. 17, 2003	at Atlanta	Patrik Stefan	4-3 ATL	3:54
Feb. 19, 2003	vs. Montreal	Miroslav Satan	2-1 BUF	3:49
Mar. 1, 2003	at NY Islanders	Jason Blake	2-1 NYI	2:42
Mar. 12, 2003	vs. Carolina	Craig Adams	3-2 CAR	3:41
Mar. 22, 2003	at Toronto	Bryan McCabe	3-2 TOR	0:36
Mar. 24, 2003	vs. Colorado	Jochen Hecht	4-3 BUF	4:15
Nov. 14, 2003	vs. Pittsburgh	Aleksey Morozov	2-1 PIT	3:09
Feb. 20, 2004	vs. Tampa Bay	Daniel Briere	4-3 BUF	3:01
Mar. 11, 2004	vs. Boston	Mike Knuble	3-2 BOS	1:15
Mar. 13, 2004	at Boston	Mike Knuble	3-2 BOS	4:54
Mar. 15, 2004	vs. Toronto	Tomas Kaberle	6-5 TOR	3:45
Mar. 17, 2004	at Atlanta	Derek Roy	4-3 BUF	0:15
Oct. 10, 2005	vs. Pittsburgh	Jochen Hecht	3-2 BUF	4:39
Dec. 1, 2005	at Montreal	Brian Campbell	3-2 BUF	2:15
Dec. 8, 2005	vs. Anaheim	Maxim Afinogenov	3-2 BUF	2:11
Dec. 16, 2005	at Pittsburgh	Chris Drury	4-3 BUF	1:32
Feb. 7, 2006	at Montreal	Maxim Afinogenov	3-2 BUF	0:30
Feb. 9, 2006	vs. Montreal	Alex Kovalev	3-2 MON	0:39
Apr. 5, 2006	vs. Ottawa	Daniel Briere	5-4 BUF	4:13

**2006 TO 2011**

<b>DATE</b>	<b>OPPONENT</b>	<b>SCORER</b>	<b>SCORE</b>	<b>TIME</b>
Nov. 5, 2006	at NY Rangers	Daniel Briere	4-3 BUF	3:57
Nov. 10, 2006	vs. Florida	Thomas Vanek	5-4 BUF	0:19
Nov. 11, 2006	at Philadelphia	Daniel Briere	5-4 BUF	0:21
Nov. 24, 2006	vs. Montreal	Sheldon Souray	2-1 MON	4:59
Nov. 26, 2006	at NY Rangers	Chris Drury	3-2 BUF	1:36
Dec. 23, 2006	at St. Louis	Bill Guerin	3-2 STL	1:35
Feb. 15, 2007	vs. Edmonton	Daniel Briere	2-1 BUF	1:02
Mar. 18, 2007	at Atlanta	Keith Tkachuk	4-3 ATL	4:22
Oct. 15, 2007	vs. Toronto	Paul Gaustad	5-4 BUF	4:56
Oct. 27, 2007	at Tampa Bay	Thomas Vanek	4-3 BUF	4:19
Nov. 1, 2007	at Boston	Marco Sturm	4-3 BOS	4:07
Nov. 7, 2007	vs. Boston	Clarke MacArthur	2-1 BUF	3:16
Feb. 20, 2008	vs. Tampa Bay	Thomas Vanek	4-3 BUF	2:25
Mar. 8, 2008	at Carolina	Scott Walker	4-3 CAR	2:50
Mar. 28, 2008	vs. Montreal	Chris Higgins	4-3 MTL	3:38
Mar. 30, 2008	vs. Boston	Andrej Sekera	2-1 BUF	0:39
Oct. 23, 2008	at Minnesota	Derek Roy	4-3 BUF	0:44
Nov. 7, 2008	vs. Atlanta	Jason Williams	5-4 ATL	0:48
Dec. 20, 2008	at Montreal	Alex Kovalev	4-3 MTL	4:35
Dec. 22, 2008	vs. Pittsburgh	Sidney Crosby	4-3 PIT	0:43
Apr. 1, 2009	at Atlanta	Ilya Kovalchuk	3-2 ATL	4:30
Apr. 3, 2009	at Washington	Jason Pominville	5-4 BUF	1:51
Oct. 3, 2009	vs. Montreal	Brian Gionta	2-1 MTL	2:42
Oct. 30, 2009	vs. Toronto	Tim Connolly	3-2 BUF	1:04
Nov. 20, 2009	vs. Boston	Patrice Bergeron	2-1 BOS	0:47
Dec. 21, 2009	at Toronto	Derek Roy	3-2 BUF	3:35
Jan. 1, 2010	vs. Atlanta	Derek Roy	4-3 BUF	4:02
Jan. 14, 2010	at Atlanta	Derek Roy	2-1 BUF	2:27
Feb. 11, 2010	at Carolina	Sergei Samsonov	4-3 CAR	1:47
Mar. 5, 2010	vs. Philadelphia	Tim Connolly	3-2 BUF	2:31
Mar. 7, 2010	at NY Rangers	Patrick Kaleta	2-1 BUF	2:22
Mar. 13, 2010	at Detroit	Brian Rafalski	3-2 DET	0:31
Oct. 13, 2010	vs. New Jersey	Ilya Kovalchuk	1-0 NJD	0:53
Oct. 29, 2010	at Atlanta	Dustin Byfuglien	4-3 ATL	4:31
Nov. 11, 2010	at NY Rangers	Artem Anisimov	3-2 NYR	1:32
Nov. 13, 2010	vs. Washington	Thomas Vanek	3-2 BUF	4:00
Nov. 15, 2010	vs. Vancouver	Tyler Myers	4-3 BUF	4:37
Dec. 7, 2010	at Boston	Mark Recchi	3-2 BOS	2:11
Jan. 2, 2011	at Colorado	David Jones	4-3 COL	4:17
Jan. 8, 2011	at Phoenix	Drew Stafford	2-1 BUF	3:12
Jan. 18, 2011	vs. Montreal	Jason Pominville	2-1 BUF	1:09
Jan. 25, 2011	at Ottawa	Shaone Morrisson	3-2 BUF	1:59
Feb. 10, 2011	at Florida	Tyler Myers	3-2 BUF	4:55
Feb. 13, 2011	vs. NY Islanders	Michael Grabner	7-6 NYI	2:55



**2011 TO 2014**

<b>DATE</b>	<b>OPPONENT</b>	<b>SCORER</b>	<b>SCORE</b>	<b>TIME</b>
Mar. 3, 2011	at Carolina	Jamie McBain	3-2 CAR	0:26
<b>Mar. 6, 2011</b>	<b>at Minnesota</b>	<b>Drew Stafford</b>	<b>3-2 BUF</b>	<b>0:46</b>
<b>Mar. 10, 2011</b>	<b>at Boston</b>	<b>Brad Boyes</b>	<b>4-3 BUF</b>	<b>3:44</b>
Mar. 20, 2011	vs. Nashville	Martin Erat	4-3 NSH	0:27
Apr. 2, 2011	at Washington	Alex Ovechkin	5-4 WSH	3:19
<b>Apr. 3, 2011</b>	<b>at Carolina</b>	<b>Marc-Andre Gagnani</b>	<b>2-1 BUF</b>	<b>2:56</b>
<b>Apr. 8, 2011</b>	<b>vs. Philadelphia</b>	<b>Thomas Vanek</b>	<b>4-3 BUF</b>	<b>1:16</b>
<b>Nov. 8, 2011</b>	<b>vs. Winnipeg</b>	<b>Thomas Vanek</b>	<b>6-5 BUF</b>	<b>4:35</b>
Dec. 7, 2011	vs. Philadelphia	Claude Giroux	5-4 PHI	2:37
<b>Dec. 9, 2011</b>	<b>vs. Florida</b>	<b>Jason Pominville</b>	<b>2-1 BUF</b>	<b>2:19</b>
Dec. 13, 2011	vs. Ottawa	Jared Cowen	3-2 OTT	0:45
Jan. 7, 2012	vs. Winnipeg	Johnny Oduya	2-1 WPG	0:57
Feb. 25, 2012	at NY Rangers	Ryan Callahan	3-2 NYR	2:59
Mar. 7, 2012	vs. Carolina	Jason Pominville	3-2 CAR	0:56
<b>Mar. 12, 2012</b>	<b>vs. Montreal</b>	<b>Tyler Myers</b>	<b>3-2 BUF</b>	<b>2:01</b>
<b>Apr. 3, 2012</b>	<b>vs. Toronto</b>	<b>Derek Roy</b>	<b>6-5 BUF</b>	<b>3:29</b>
Jan. 29, 2013	vs. Toronto	Matt Frattin	4-3 TOR	4:58
Mar. 16, 2013	vs. Ottawa	Kyle Turris	4-3 OTT	3:54
<b>Mar. 19, 2013</b>	<b>at Montreal</b>	<b>Steve Ott</b>	<b>3-2 BUF</b>	<b>2:16</b>
Oct. 8, 2013	vs. Tampa Bay	Alex Killorn	3-2 TBL	1:50
<b>Nov. 29, 2013</b>	<b>vs. Toronto</b>	<b>Christian Ehrhoff</b>	<b>3-2 BUF</b>	<b>0:38</b>
Nov. 30, 2013	at New Jersey	Steve Bernier	1-0 NJD	4:19
Dec. 14, 2013	vs. Calgary	Matt Stajan	2-1 CGY	0:42
<b>Dec. 23, 2013</b>	<b>vs. Phoenix</b>	<b>Mark Pysyk</b>	<b>2-1 BUF</b>	<b>3:47</b>
Jan. 28, 2014	vs. Washington	Mike Green	5-4 WSH	1:00
<b>Feb. 26, 2014</b>	<b>vs. Boston</b>	<b>Matt D'Agostini</b>	<b>5-4 BUF</b>	<b>0:22</b>
Mar. 29, 2014	vs. Tampa Bay	Steven Stamkos	4-3 TBL	1:53

All-Time Record in Overtime Decisions: 97-98

**1970 TO 1976**

SEASON	NO.	PLAYER	OPPONENT	SCORE	DATE	PLACE	GOALIE(S)
1970-71 (6)	1.	Gilbert Perreault	California	4-2 W	1-29-71	California	Gary Smith
	2.	Eddie Shack	Los Angeles	5-2 W	2-4-71	Buffalo	Denis DeJordy
	3.	Gerry Meehan	Detroit	5-6 L	2-20-71	Detroit	Jim Rutherford
	4.	Steve Atkinson	Minnesota	5-2 W	2-28-71	Buffalo	Lorne Worsley (2) Gilles Gilbert (1)
	5.	Eddie Shack (2)	Boston	7-5 W	3-21-71	Boston	Ed Johnston
	6.	Eddie Shack (3)	Pittsburgh	6-4 W	3-31-71	Pittsburgh	Cam Newton
1971-72 (3)	7.	Rick Martin	Vancouver	4-4 T	10-30-71	Vancouver	George Gardner
	# 8.	Craig Ramsay	Minnesota	3-1 W	12-5-71	Buffalo	Cesare Maniago
	9.	Rick Martin (2)	California	4-4 T	1-2-72	Buffalo	Gilles Meloche
1972-73 (4)	*10.	Rick Martin (3)	Atlanta	7-2 W	10-22-72	Buffalo	Phil Myre
	11.	Rene Robert	Minnesota	6-8 L	12-2-72	Minnesota	Gilles Gilbert
	12.	Gerry Meehan (2)	Minnesota	6-8 L	12-2-72	Minnesota	Gilles Gilbert
	13.	Gerry Meehan (3)	Chicago	8-2 W	12-28-72	Buffalo	Gary Smith
1973-74 (6)	14.	Rick Martin (4)	California	3-2 W	10-31-73	Buffalo	Marv Edwards
	15.	Rick Dudley	N.Y. Rangers	8-4 W	12-6-73	Buffalo	Ed Giacomin (2) Gilles Villemure (1)
	16.	Jim Lorentz	Detroit	6-5 W	12-31-73	Detroit	Bill McKenzie
	17.	Rick Martin (5)	Pittsburgh	6-1 W	1-3-74	Buffalo	Jim Rutherford
	18.	Rick Martin (6)	Minnesota	5-2 W	3-17-74	Buffalo	Gump Worsley
	19.	Rick Martin (7)	St. Louis	5-2 W	4-7-74	Buffalo	Wayne Stephenson
1974-75 (8)	20.	Gilbert Perreault (2)	Boston	9-5 W	10-10-74	Buffalo	Gilles Gilbert
	21.	Rene Robert (2)	Montreal	8-6 W	11-13-74	Montreal	Ken Dryden
	*22.	Rick Martin (8)	Washington	5-3 W	12-3-74	Washington	John Adams
	23.	Gilbert Perreault (3)	Washington	9-2 W	12-5-74	Buffalo	John Adams
	# 24.	Don Luce	Washington	4-0 W	12-22-74	Washington	Ron Low
	25.	Craig Ramsay (2)	Washington	9-4 W	2-21-75	Washington	Ron Low
	26.	Rick Martin (9)	Toronto	11-3 W	3-16-75	Toronto	Gord McRae (2) Doug Favell (1)
	27.	Gilbert Perreault (4)	Toronto	11-3 W	3-16-75	Toronto	Gord McRae (2) Doug Favell (1)
1975-76 (14)	28.	Danny Gare	Toronto	8-3 W	10-12-75	Buffalo	Wayne Thomas
	29.	Rick Martin (10)	Washington	5-4 W	10-19-75	Buffalo	Ron Low
	# 30.	Rick Martin (11)	N.Y. Rangers	9-1 W	10-22-75	Buffalo	John Davidson
	31.	Rick Martin (12)	Minnesota	5-2 W	12-18-75	Buffalo	Pete LoPresti (2) Cesare Maniago (1)
	*32.	Rick Martin (13)	Washington	14-2 W	12-21-75	Buffalo	Ron Low (3) Bernie Wolfe (1)
	33.	Fred Stanfield	Washington	14-2 W	12-21-75	Buffalo	Ron Low (2) Bernie Wolfe (1)
	34.	Rick Martin (14)	Montreal	4-2 W	1-5-76	Montreal	Ken Dryden
	35.	Gilbert Perreault (5)	Vancouver	8-5 W	1-8-76	Buffalo	Gary Smith
	36.	Danny Gare (2)	California	9-5 W	2-1-76	California	Gary Simmons
	37.	Rick Martin (15)	Chicago	6-3 W	3-4-76	Buffalo	Tony Esposito
	38.	Gilbert Perreault (6)	Minnesota	8-2 W	3-14-76	Minnesota	Paul Harrison
	39.	Jim Lorentz (2)	Minnesota	8-2 W	3-14-76	Minnesota	Paul Harrison
	40.	Rick Martin (16)	Toronto	4-2 W	3-27-76	Toronto	Wayne Thomas
	41.	Danny Gare (3)	Toronto	5-2 W	4-4-76	Buffalo	Gord McRae



**1976 TO 1982**

SEASON	NO.	PLAYER	OPPONENT	SCORE	DATE	PLACE	GOALIE(S)
<b>1976-77 (7)</b>	42.	Rick Martin (17)	Vancouver	4-4 T	11-24-76	Buffalo	Cesare Maniago
	43.	Rick Martin (18)	N.Y. Rangers	7-2 W	12-16-76	Buffalo	Gilles Gratton
	# 44.	Andre Savard	Cleveland	7-4 W	1-9-77	Buffalo	Gilles Meloche
	45.	Rene Robert (3)	Minnesota	6-2 W	2-13-77	Buffalo	Pete LoPresti
	# 46.	Rene Robert (4)	Toronto	7-2 W	2-14-77	Buffalo	Wayne Thomas
	47.	Jim Lorentz (3)	Chicago	6-3 W	3-2-77	Buffalo	Tony Esposito
	48.	Rene Robert (5)	St. Louis	7-3 W	4-3-77	Buffalo	Ed Staniowski
	<b>1977-78 (7)</b>	49.	Danny Gare (4)	Colorado	7-5 W	10-20-77	Buffalo
50.		Craig Ramsay (3)	Colorado	7-5 W	10-20-77	Buffalo	Michel Plasse (2) Doug Favell (1)
51.		Gilbert Perreault (7)	St. Louis	7-4 W	11-6-77	Buffalo	Ed Staniowski (2) Empty Net (1)
52.		Gilbert Perreault (8)	Washington	7-6 W	11-19-77	Washington	Bernie Wolfe
53.		Gilbert Perreault (9)	Los Angeles	7-3 W	12-15-77	Los Angeles	Rogie Vachon
54.		Gilbert Perreault (10)	Cleveland	3-6 L	1-12-78	Cleveland	Gary Edwards
55.		Danny Gare (5)	Cleveland	13-3 W	2-25-78	Cleveland	Gilles Meloche (2) Gary Edwards (1)
<b>1978-79 (6)</b>	56.	Rick Martin (19)	St. Louis	7-7 T	10-28-78	St. Louis	Doug Grant (1) Phil Myre (2)
	57.	Jerry Korab	Minnesota	9-2 W	11-19-78	Buffalo	Gary Edwards (1) Pete LoPresti (2)
	58.	Andre Savard (2)	Minnesota	9-2 W	11-19-78	Buffalo	Pete LoPresti
	59.	Rick Martin (20)	Boston	9-2 W	3-28-79	Boston	Jim Pettie
	60.	Danny Gare (6)	Boston	9-3 W	4-5-79	Boston	Gerry Cheevers (2) Jim Pettie (1)
	61.	Jacques Richard	Colorado	5-5 T	4-8-79	Buffalo	Bill Oleschuk
	<b>1979-80 (3)</b>	62.	Danny Gare (7)	Winnipeg	6-2 W	12-31-79	Buffalo
63.		Danny Gare (8)	Pittsburgh	9-0 W	2-7-80	Buffalo	Greg Millen
*64.		Rick Martin (21)	St. Louis	9-4 W	3-9-80	Buffalo	Ed Staniowski
<b>1980-81 (9)</b>	65.	Danny Gare (9)	Winnipeg	7-4 W	10-22-80	Buffalo	Markus Mattsson
	66.	Rick Dudley (2)	Pittsburgh	10-1 W	12-7-80	Buffalo	Greg Millen (1) Rob Holland (2)
	67.	Gilbert Perreault (11)	Quebec	6-5 W	1-21-81	Quebec	Michel Plasse
	68.	Andre Savard (3)	Detroit	7-3 W	2-6-81	Buffalo	Gilles Gilbert
	69.	Ric Seiling	Washington	6-3 W	2-12-81	Buffalo	Dave Parro (2) Empty Net (1)
	70.	Danny Gare (10)	Philadelphia	8-4 W	3-8-81	Buffalo	Pete Peeters
	71.	Jim Schoenfeld	Winnipeg	5-2 W	3-13-81	Winnipeg	Michel Dion
	72.	Gilbert Perreault (12)	Toronto	14-4 W	3-19-81	Buffalo	Michel Larocque
	73.	Andre Savard (4)	Toronto	14-4 W	3-19-81	Buffalo	Michel Larocque (2) Jiri Crha (1)
	<b>1981-82 (8)</b>	74.	Tony McKegney	Toronto	6-2 W	10-23-81	Buffalo
# 75.		John Van Boxmeer	N.Y. Islanders	6-2 W	11-7-81	New York	Billy Smith
76.		Lindy Ruff	N.Y. Islanders	5-2 W	11-29-81	Buffalo	Billy Smith
77.		Tony McKegney (2)	Colorado	7-1 W	12-9-81	Buffalo	Glenn Resch
78.		Gilbert Perreault (13)	Detroit	4-2 W	12-12-81	Detroit	Bob Sauve
79.		Yvon Lambert	Toronto	8-2 W	1-15-82	Buffalo	Michel Larocque
80.		Mike Foligno	Colorado	6-2 W	2-21-82	Buffalo	Glenn Resch
81.		Gilbert Perreault (14)	Edmonton	3-6 L	2-24-82	Buffalo	Grant Fuhr

**1982 TO 1992**

SEASON	NO.	PLAYER	OPPONENT	SCORE	DATE	PLACE	GOALIE(S)
1982-83 (4)	82.	Gilbert Perreault (15)	Washington	9-2 W	10-16-82	Washington	Dave Parro (1) Pat Riggan (2)
	83.	Phil Housley	Winnipeg	5-2 W	1-23-83	Buffalo	Brian Hayward
	# 84.	Paul Cyr	Boston	3-2 W	3-3-83	Boston	Pete Peeters
	85.	Hannu Virta	Montreal	6-4 W	3-19-83	Montreal	Rick Wamsley
1983-84 (6)	86.	Gilles Hamel	Winnipeg	5-2 W	10-23-83	Buffalo	Brian Hayward
	87.	Mike Foligno (2)	Calgary	11-2 W	11-13-83	Buffalo	Rejean Lemelin
	88.	Gilbert Perreault (16)	Calgary	11-2 W	11-13-83	Buffalo	Rejean Lemelin
	89.	Real Cloutier	Quebec	8-5 W	12-29-83	Buffalo	Brian Ford
	90.	Real Cloutier (2)	Winnipeg	9-4 W	1-4-84	Buffalo	Brian Hayward
	91.	John Tucker	Toronto	4-2 W	4-1-84	Buffalo	Bruce Dowie
1984-85 (3)	92.	Mike Foligno (3)	Quebec	5-4 W	10-19-84	Buffalo	Daniel Bouchard
	93.	Sean McKenna	Boston	3-3 T	12-5-84	Buffalo	Pete Peeters
	# 94.	Gilbert Perreault (17)	Calgary	6-1 W	2-9-85	Calgary	Rejean Lemelin (2) Don Edwards (1)
1985-86 (4)	# 95.	Gilbert Perreault (18)	Quebec	7-5 W	11-22-85	Buffalo	Mario Gosselin (2) Empty Net (1)
	*96.	Lindy Ruff (2)	Quebec	6-2 W	12-15-85	Buffalo	Clint Malarchuk
	97.	Mike Foligno (4)	N.Y. Islanders	4-3 W	12-29-85	Buffalo	Billy Smith
	**98.	Dave Andreychuk	Boston	8-6 W	2-6-86	Boston	Pat Riggan (1) Doug Keans (4)
1986-87 (1)	99.	Wilf Paiement	St. Louis	4-3 W	2-26-87	Buffalo	Rick Wamsley
1987-88 (6)	100.	Dave Andreychuk (2)	Quebec	6-3 W	12-3-87	Buffalo	Mario Brunetta
	101.	Dave Andreychuk (3)	Montreal	6-5 W	1-6-88	Montreal	Brian Hayward
	102.	Phil Housley (2)	New Jersey	7-3 W	1-22-88	Buffalo	Alain Chevrier
	103.	Dave Andreychuk (4)	N.Y. Islanders	4-6 L	2-6-88	N.Y. Islanders	Billy Smith
	104.	Ray Sheppard	Quebec	5-6 L	2-21-88	Buffalo	Mario Gosselin
	105.	Ray Sheppard (2)	Vancouver	7-5 W	3-13-88	Vancouver	Steve Weeks
1988-89 (3)	106.	Dave Andreychuk (5)	Pittsburgh	8-5 W	10-12-88	Buffalo	Wendell Young
	107.	Adam Creighton	N.Y. Rangers	6-4 W	11-2-88	Buffalo	Bob Froese
	108.	Mike Foligno (5)	Hartford	5-3 W	1-31-89	Hartford	Peter Sidorkiewicz
1989-90 (2)	109.	Pierre Turgeon	New Jersey	6-4 W	12-1-89	Buffalo	Chris Terreri (2) Sean Burke (1)
	110.	Dave Andreychuk (6)	Detroit	6-5 W	3-27-90	Detroit	Tim Cheveldae
1990-91 (3)	111.	Pierre Turgeon (2)	Hartford	5-0 W	10-28-90	Buffalo	Peter Sidorkiewicz
	112.	Dale Hawerchuk	Winnipeg	6-2 W	3-13-91	Winnipeg	Bob Essensa (2) Empty Net (1)
	113.	Alexander Mogilny	Washington	5-2 W	3-31-91	Buffalo	Don Beaupre
1991-92 (9)	114.	Pat LaFontaine	San Jose	7-1 W	11-12-91	San Jose	Arturs Irbe (1) Jeff Hackett (2)
	115.	Dave Andreychuk (7)	Boston	4-7 L	11-23-91	Boston	Matt Delguidice
	116.	Tony Tanti	Edmonton	4-4 T	12-20-91	Buffalo	Bill Ranford



**1992 TO 2002**

SEASON	NO.	PLAYER	OPPONENT	SCORE	DATE	PLACE	GOALIE(S)	
<b>1991-92 (3)</b>	# 117.	Alexander Mogilny (2)	N.Y. Islanders	5-2 W	1-3-92	Buffalo	Glenn Healy (2) Steve Weeks (1)	
	118.	Pat LaFontaine (2)	Edmonton	8-2 W	1-10-92	Buffalo	Bill Ranford	
	119.	Pat LaFontaine (3)	Montreal	4-3 W	1-25-92	Montreal	Patrick Roy	
	120.	Dale Hawerchuk (2)	San Jose	7-6 W	2-14-92	Buffalo	Jarmo Myllys	
	121.	Pat LaFontaine (4)	New Jersey	5-4 W	3-6-92	Buffalo	Craig Billington	
	*122.	Dave Andreychuk (8)	Los Angeles	8-2 W	3-19-92	Los Angeles	Kelly Hrudey (3) Steve Weeks (1)	
<b>1992-93 (10)</b>	123.	Alexander Mogilny (3)	Quebec	4-5 L	10-8-92	Buffalo	Ron Hextall	
	*124.	Dave Andreychuk (9)	Hartford	8-2 W	11-13-92	Buffalo	Sean Burke (3) Frank Pietrangelo (1)	
	125.	Alexander Mogilny (4)	Boston	5-2 W	12-9-92	Buffalo	Andy Moog	
	# 126.	Alexander Mogilny (5)	Washington	4-1 W	12-23-92	Buffalo	Don Beaupre	
	127.	Alexander Mogilny (6)	N.Y. Rangers	11-6 W	12-31-92	Buffalo	John Vanbiesbrouck (2) Mike Richter (1)	
	128.	Yuri Khmylev	N.Y. Rangers	11-6 W	12-31-92	Buffalo	Mike Richter	
	129.	Alexander Mogilny (7)	Ottawa	7-2 W	1-2-93	Ottawa	Daniel Berthiaume	
	130.	Pat LaFontaine (5)	Calgary	5-3 W	1-10-93	Buffalo	Mike Vernon	
	# *131.	Alexander Mogilny (8)	Winnipeg	6-2 W	2-10-93	Winnipeg	Bob Essensa	
	*132.	Alexander Mogilny (9)	Detroit	10-7 W	2-24-93	Buffalo	Tim Cheveldae	
	<b>1993-94 (2)</b>	133.	Alexander Mogilny (10)	Winnipeg	6-0 W	11-19-93	Buffalo	Bob Essensa (2) Stefan Beauregard (1)
		# 134.	Derek Plante	Tampa Bay	3-0 W	12-1-93	Tampa Bay	Daren Puppa
<b>1994-95 (1)</b>	135.	Donald Audette	Ottawa	7-0 W	3-30-95	Buffalo	Craig Billington	
<b>1995-96 (3)</b>	136.	Donald Audette (2)	San Jose	7-2 W	11-8-95	Buffalo	Wade Flaherty	
	137.	Jason Dawe	Montreal	7-6 W	1-6-96	Montreal	Jocelyn Thibault	
	138.	Pat LaFontaine (6)	Florida	6-1 W	2-25-96	Buffalo	John Vanbiesbrouck	
<b>1996-97 (2)</b>	139.	Michal Grosek	Vancouver	6-7 L	12-4-96	Buffalo	Mike Fountain	
	140.	Miroslav Satan	N.Y. Rangers	5-1 W	4-4-97	Buffalo	Glenn Healy	
<b>1997-98 (2)</b>	# 141.	Jason Dawe (2)	Edmonton	4-4 T	11-10-97	Buffalo	Curtis Joseph	
	# 142.	Miroslav Satan (2)	Washington	3-0 W	3-1-98	Washington	Olaf Kolzig (2) Empty Net (1)	
<b>1998-99 (2)</b>	# 143.	Geoff Sanderson	Toronto	6-3 W	10-31-98	Toronto	Felix Potvin	
	# 144.	Dixon Ward	N.Y. Rangers	4-2 W	11-25-98	Buffalo	Dan Cloutier	
<b>1999-00 (2)</b>	# 145.	Miroslav Satan (3)	Ottawa	7-4 W	1-8-00	Ottawa	Ron Tugnutt	
	# 146.	Michael Peca	N.Y. Rangers	3-6 L	2-25-00	Buffalo	Mike Richter	
<b>2000-01 (2)</b>	# 147.	J.P. Dumont	Boston	3-0 W	12-12-00	Boston	Peter Skudra (2) Empty Net (1)	
	# 148.	Steve Heinze	Vancouver	4-2 W	3-16-01	Buffalo	Bob Essensa	
<b>2001-02 (1)</b>	# 149.	J.P. Dumont (2)	Florida	5-3 W	11-12-01	Florida	Roberto Luongo	

**2002 TO 2011**

SEASON	NO.	PLAYER	OPPONENT	SCORE	DATE	PLACE	GOALIE(S)
2002-03 (3)	# 150.	Curtis Brown	Anaheim	4-0 W	12-4-02	Buffalo	Martin Gerber
	151.	Miroslav Satan (4)	NY Rangers	4-1 W	12-6-02	NY Rangers	Dan Blackburn
	152.	Taylor Pyatt	Montreal	4-1 W	3-28-03	Buffalo	Mathieu Garon
2003-04 (3)	153.	Maxim Afinogenov	Washington	7-1 W	12-31-03	Buffalo	Maxime Ouellet
	154.	Miroslav Satan (5)	Washington	7-1 W	12-31-03	Buffalo	Maxime Ouellet
	* 155.	Miroslav Satan (6)	Atlanta	7-2 W	2-16-04	Buffalo	Pasi Nurminen (1) Byron Dafoe (3)
2005-06 (5)	156.	Taylor Pyatt (2)	Washington	8-5 W	11-17-05	Buffalo	Brent Johnson
	157.	Jochen Hecht	Los Angeles	10-1 W	1-14-06	Buffalo	Mathieu Garon (1) Adam Hauser (2)
	158.	Jason Pominville	Los Angeles	10-1 W	1-14-06	Buffalo	Adam Hauser
	159.	Derek Roy	Toronto	6-2 W	3-3-06	Buffalo	Mikael Tellqvist
	160.	Derek Roy (2)	Tampa Bay	8-5 W	3-9-06	Buffalo	John Graeme (1) Sean Burke (1) Empty Net (1)
2006-07 (3)	161.	Chris Drury	NY Rangers	7-4 W	10-14-06	Buffalo	Kevin Weekes
	162.	Daniel Briere	Tampa Bay	4-1 W	12-5-06	Tampa Bay	Marc Denis
	163.	Daniel Briere (2)	Boston	7-1 W	1-30-07	Buffalo	Hannu Toivonen (2) Tim Thomas (1)
2007-08 (6)	164.	Derek Roy (3)	Atlanta	10-1 W	1-18-08	Buffalo	Johan Hedberg (2) Kari Lehtonen (1)
	165.	Drew Stafford	Atlanta	10-1 W	1-18-08	Buffalo	Johan Hedberg
	166.	Thomas Vanek	Ottawa	5-1 W	2-12-08	Ottawa	Ray Emery
	#167.	Thomas Vanek (2)	Tampa Bay	4-3 W	2-20-08	Buffalo	Johan Holmqvist
	#168.	Thomas Vanek (3)	Tampa Bay	7-4 W	3-19-08	Buffalo	Karri Ramo
	#169.	Thomas Vanek (4)	Boston	3-0 W	4-5-08	Boston	Tim Thomas Empty Net (1)
2008-09 (2)	170.	Drew Stafford (2)	Edmonton	10-2 W	1-27-09	Edmonton	Dwayne Roloson J. Drouin-Deslauriers (2)
	#171.	Thomas Vanek (5)	Toronto	5-0 W	2-4-09	Buffalo	Justin Pogge
2009-10 (3)	172.	Jason Pominville (2)	Tampa Bay	6-2 W	3-18-10	Tampa Bay	Antero Niitymaki
	173.	Derek Roy (4)	Tampa Bay	7-1 W	3-27-10	Buffalo	Antero Niitymaki (2) Mike Smith (1)
	*174.	Thomas Vanek (6)	Ottawa	5-2 W	4-10-10	Ottawa	Pascal Leclaire
2010-11 (5)	175.	Drew Stafford (3)	Boston	3-2 W	12-5-10	Buffalo	Tuukka Rask
	176.	Drew Stafford (4)	Boston	7-6 W	1-1-11	Buffalo	Tuukka Rask (1) Tim Thomas (1) Empty Net (1)
	177.	Drew Stafford (5)	Tampa Bay	7-4 W	2-8-11	Tampa Bay	Dwayne Roloson
	178.	Drew Stafford (6)	NY Islanders	7-6 L	2-13-11	Buffalo	Mikko Koskinen (2) Al Montoya (1)
	179.	Thomas Vanek (7)	Tampa Bay	4-2 W	4-5-11	Buffalo	Dwayne Roloson



**2011 TO 2014**

SEASON	NO.	PLAYER	OPPONENT	SCORE	DATE	PLACE	GOALIE(S)
2011-12	(0)	None					
2012-13	(1)	180. Thomas Vanek (8)	Boston	7-4 W	1-31-13	Boston	Tuukka Rask
2013-14	(0)	None					

\* - Indicates a four-goal game. \*\* - Indicates a five-goal game.

# - Indicates three consecutive and uninterrupted goals (true or natural hat trick).

Note: Alexander Mogilny's first three goals in a four-goal game at Winnipeg on 2-10-93 (6-2 W) were consecutive and uninterrupted.

Note: Figure in parentheses for scorer indicates cumulative total with the Sabres.

**SABRES HAT TRICK LEADERS**

Rick Martin (21), Gilbert Perreault (18), Danny Gare (10), Alexander Mogilny (10), Dave Andreychuk (9), Thomas Vanek (8), Pat LaFontaine (6), Miroslav Satan (6), **Drew Stafford (6)**, Mike Foligno (5), Rene Robert (5), Derek Roy (4), Andre Savard (4), Jim Lorentz (3), Gerry Meehan (3), Craig Ramsay (3), Eddie Shack (3), Donald Audette (2), Daniel Briere (2), Real Cloutier (2), Jason Dawe (2), Rick Dudley (2), J-P Dumont (2), Dale Hawerchuk (2), Phil Housley (2), Tony McKegney (2), Jason Pominville (2), Taylor Pyatt (2), Lindy Ruff (2), Ray Sheppard (2), Pierre Turgeon (2), Maxim Afinogenov, Steve Atkinson, Curtis Brown, Adam Creighton, Paul Cyr, Chris Drury, Michal Grosek, Gilles Hamel, Jochen Hecht, Steve Heinze, Yuri Khmylev, Jerry Korab, Yvon Lambert, Don Luce, Sean McKenna, Wilf Paiement, Michael Peca, Derek Plante, Jacques Richard, Geoff Sanderson, Jim Schoenfeld, Rick Seiling, Fred Stanfield, Tony Tanti, John Tucker, John Van Boxmeer, Hannu Virta, Dixon Ward

**Hat Tricks by Defensemen**

Phil Housley (2), Jerry Korab, Jim Schoenfeld, John Van Boxmeer, Hannu Virta

**1970 TO 1982**

SEASON	NO.	PLAYER	OPPONENT	SCORE	DATE	PLACE	GOALIE(S)
1970-71 (3)	1.	Dave Balon	N.Y. Rangers	2-7 L	12-22-70	Buffalo	Roger Crozier
	*2.	Rosaire Paiement	Vancouver	3-6 L	2-9-71	Vancouver	Roger Crozier
	3.	Garry Unger	St. Louis	0-9 L	3-13-71	St. Louis	Joe Daley
1971-72 (4)	4.	Bill Goldsworthy	Minnesota	1-5 L	10-23-71	Minnesota	Dave Dryden
	5.	Nick Libett	Detroit	1-3 L	1-27-72	Buffalo	Roger Crozier (2) Empty Net (1)
	6.	Darryl Sittler	Toronto	1-4 L	2-19-72	Toronto	Roger Crozier
	7.	Jim Johnston	California	3-6 L	3-8-72	California	Dave Dryden (1) Roger Crozier (2)
1972-73 (6)	*8.	Bob Schmautz	Vancouver	5-9 L	11-19-72	Vancouver	Dave Dryden
	9.	Pete Stemkowski	N.Y. Rangers	2-4 L	1-11-73	Buffalo	Dave Dryden
	*10.	Phil Esposito	Boston	0-6 L	1-14-73	Boston	Dave Dryden
	11.	Bill Flett	Philadelphia	3-4 L	1-21-73	Buffalo	Dave Dryden
	12.	Keith McCreary	Atlanta	5-8 L	1-28-73	Buffalo	Roger Crozier
	13.	Rey Comeau	Atlanta	5-8 L	1-28-73	Buffalo	Roger Crozier
1973-74 (2)	14.	Yvan Cournoyer	Montreal	1-7 L	12-22-73	Montreal	Roger Crozier
	15.	Billy Harris	N.Y. Islanders	4-3 W	3-3-74	Buffalo	Dave Dryden
1974-75 (3)	16.	Bob Nevin	Los Angeles	1-4 L	10-13-74	Buffalo	Gary Bromley
	17.	Don Kozak	Los Angeles	2-7 L	10-24-74	Los Angeles	Gary Bromley
	18.	Guy Lapointe	Montreal	8-6 W	11-13-74	Montreal	Gary Bromley
1975-76 (3)	19.	Larry Romanchych	Atlanta	4-7 L	12-14-75	Buffalo	Gerry Desjardins
	20.	Butch Goring	Los Angeles	6-9 L	1-1-76	Buffalo	Gerry Desjardins
	21.	Rick Kehoe	Pittsburgh	7-6 W	3-10-76	Pittsburgh	Al Smith
1976-77 (2)	22.	Bernie Federko	St. Louis	5-6 L	2-5-77	St. Louis	Gerry Desjardins
	23.	Marcel Dionne	Los Angeles	1-5 L	2-27-77	Buffalo	Don Edwards (2) Bob Sauve (1)
1977-78 (0)		None					
1978-79 (3)	24.	Guy Lafleur	Montreal	1-8 L	12-2-78	Montreal	Bob Sauve
	25.	Wayne Cashman	Boston	3-7 L	12-31-78	Buffalo	Don Edwards
	26.	Lanny McDonald	Toronto	3-6 L	4-1-79	Buffalo	Don Edwards
1979-80 (2)	27.	Blaine Stoughton	Hartford	3-5 L	11-21-79	Hartford	Don Edwards
	28.	Bernie Federko (2)	St. Louis	2-3 L	2-9-80	St. Louis	Don Edwards
1980-81 (3)	*29.	Mark Napier	Montreal	5-6 L	12-3-80	Buffalo	Bob Sauve
	30.	Dan Labraaten	Calgary	4-4 T	2-14-81	Calgary	Don Edwards
	31.	Dwight Foster	Boston	4-6 L	3-1-81	Boston	Don Edwards
1981-82 (2)	32.	Stan Smyl	Vancouver	3-4 L	1-27-82	Vancouver	Don Edwards
	33.	Wayne Gretzky	Edmonton	3-6 L	2-24-82	Buffalo	Don Edwards



**1982 TO 1990**

SEASON	NO.	PLAYER	OPPONENT	SCORE	DATE	PLACE	GOALIE(S)
<b>1982-83 (5)</b>	34.	Peter Stastny	Quebec	4-6 L	10-6-82	Buffalo	Bob Sauve
	35.	Peter Stastny (2)	Quebec	4-6 L	10-9-82	Quebec	Bob Sauve
	36.	John Paul Kelly	Los Angeles	2-7 L	2-10-83	Los Angeles	Jacques Cloutier
	37.	Tim Young	Minnesota	1-5 L	3-8-83	Minnesota	Phil Myre
	38.	Darcy Rota	Vancouver	3-8 L	3-12-83	Vancouver	Phil Myre
<b>1983-84 (2)</b>	39.	Anton Stastny	Quebec	2-9 L	10-8-83	Quebec	Bob Sauve
	40.	Wayne Babych	St. Louis	2-8 L	12-6-83	St. Louis	Bob Sauve
<b>1984-85 (0)</b>	None						
<b>1985-86 (3)</b>	41.	Paul Lawless	Hartford	4-6 L	12-13-85	Buffalo	Tom Barrasso
	42.	Steve Kasper	Boston	6-6 T	12-31-85	Buffalo	Tom Barrasso
	43.	Steve Larmer	Chicago	7-6 W	3-12-86	Chicago	Tom Barrasso
<b>1986-87 (6)</b>	*44.	Wendel Clark	Toronto	5-5 T	10-11-86	Toronto	Daren Puppa
	45.	Mario Lemieux	Pittsburgh	3-7 L	10-17-86	Buffalo	Tom Barrasso
	46.	Michel Goulet	Quebec	1-6 L	11-21-86	Buffalo	Jacques Cloutier
	47.	Brent Ashton	Quebec	0-7 L	12-13-86	Quebec	Tom Barrasso (2) Jacques Cloutier (1)
	48.	Peter Zezel	Philadelphia	4-7 L	1-28-87	Buffalo	Jacques Cloutier
49.	Tony McKegney	N.Y. Rangers	3-6 L	2-24-87	Buffalo	Tom Barrasso (2) Empty Net (1)	
<b>1987-88 (10)</b>	50.	Ron Francis	Hartford	1-9 L	11-18-87	Hartford	Daren Puppa (2) Jacques Cloutier (1)
	51.	Bob Carpenter	Los Angeles	5-8 L	11-22-87	Buffalo	Daren Puppa (1) Jacques Cloutier (2)
	52.	Bernie Nicholls	Los Angeles	5-8 L	11-22-87	Buffalo	Daren Puppa (2) Empty Net (1)
	*53.	Joe Nieuwendyk	Calgary	1-7 L	12-13-87	Buffalo	Daren Puppa
	54.	Cam Neely	Boston	1-5 L	1-16-88	Boston	Tom Barrasso
	55.	Peter Stastny (3)	Quebec	5-6 L	2-21-88	Buffalo	Tom Barrasso
	56.	Hakan Loob	Calgary	4-10 L	3-12-88	Calgary	Tom Barrasso (2) Jacques Cloutier (1)
	57.	Tony Tanti	Vancouver	7-5 W	3-13-88	Vancouver	Tom Barrasso
	58.	Geoff Courtnall	Edmonton	4-6 L	3-15-88	Edmonton	Jacques Cloutier
	59.	Stephane Richer	Montreal	4-9 L	4-2-88	Montreal	Daren Puppa
<b>1988-89 (4)</b>	60.	Joe Mullen	Calgary	0-9 L	11-5-88	Calgary	Tom Barrasso (1) Daren Puppa (2)
	61.	Trevor Linden	Vancouver	2-4 L	11-22-88	Vancouver	Daren Puppa (2) Empty Net (1)
	62.	Wayne Gretzky (2)	Los Angeles	3-5 L	2-4-89	Los Angeles	Darcy Wakaluk (2) Empty Net (1)
	63.	Mario Lemieux (2)	Pittsburgh	3-7 L	2-14-89	Pittsburgh	Jacques Cloutier
<b>1989-90 (2)</b>	64.	Pat LaFontaine	N.Y. Islanders	2-4 L	12-31-89	Buffalo	Daren Puppa
	65.	Vincent Damphousse	Toronto	3-4 L	3-16-90	Buffalo	Daren Puppa

**1990 TO 2003**

SEASON	NO.	PLAYER	OPPONENT	SCORE	DATE	PLACE	GOALIE(S)
1990-91 (1)	66.	Bryan Fogarty	Quebec	2-4 L	12-1-90	Quebec	Clint Malarchuk
1991-92 (5)	67.	Owen Nolan	Quebec	5-4 W	10-12-91	Quebec	Daren Puppa
	68.	Murray Craven	Hartford	6-6 T	12-7-91	Hartford	Clint Malarchuk
	69.	Steve Yzerman	Detroit	4-4 T	1-29-92	Detroit	Daren Puppa
	70.	Kevin Miller	Detroit	4-9 L	2-12-92	Buffalo	Daren Puppa
	*71.	Joe Sakic	Quebec	3-7 L	4-14-92	Quebec	Clint Malarchuk
1992-93 (5)	72.	Joe Juneau	Boston	2-5 L	1-12-93	Boston	Daren Puppa
	73.	Sergei Nemchinov	N.Y. Rangers	6-4 W	1-29-93	Buffalo	Tom Draper
	74.	Kelly Buchberger	Edmonton	4-5 L	1-31-93	Buffalo	Tom Draper
	*75.	Brian Bellows	Montreal	4-8 L	2-27-93	Montreal	Grant Fuhr
	76.	Kevin Dineen	Philadelphia	4-7 L	4-15-93	Buffalo	Grant Fuhr (1) Dominik Hasek (2)
1993-94 (1)	77.	Shawn Burr	Detroit	4-6 L	10-18-93	Buffalo	Grant Fuhr
1994-95 (0)	None						
1995-96 (4)	78.	Pierre Turgeon	Montreal	7-6 W	1-6-96	Montreal	John Blue (2) Martin Biron (1)
	79.	Gary Roberts	Calgary	1-3 L	1-12-96	Calgary	Dominik Hasek
	80.	Russ Courtnall	Vancouver	2-5 L	3-6-96	Vancouver	Dominik Hasek
	*81.	Peter Bondra	Washington	1-5 L	4-3-96	Buffalo	Andrei Trefilov
1996-97 (4)	82.	Ray Sheppard	Florida	3-4 L	11-26-96	Florida	Andrei Trefilov (2) Dominik Hasek (1)
	83.	Bill Guerin	New Jersey	6-5 W	12-31-96	Buffalo	Dominik Hasek
	84.	Paul Kariya	Anaheim	2-5 L	1-10-97	Anaheim	Dominik Hasek
	*85.	Jaroslav Svejksky	Washington	3-8 L	4-13-97	Buffalo	Steve Shields
	1997-98 (0)	None					
1998-99 (2)	86.	Teemu Selanne	Anaheim	2-7 L	1-1-99	Buffalo	Dominik Hasek
	87.	Vyacheslav Kozlov	Detroit	4-4 T	2-21-99	Buffalo	Dwayne Roloson
1999-00 (2)	88.	Pavel Bure	Florida	2-4 L	12-17-99	Buffalo	Martin Biron (2) Empty Net (1)
	89.	Petr Nedved	NY Rangers	3-6 L	2-25-00	Buffalo	Dominik Hasek (2) Empty Net (1)
2000-01 (2)	90.	Ray Ferraro	Atlanta	4-5 L	2-13-01	Atlanta	Martin Biron
	91.	Jeremy Roenick	Phoenix	3-7 L	2-23-01	Buffalo	Dominik Hasek (2) Martin Biron (1)
2001-02 (2)	92.	Brian Savage	Montreal	2-5 L	10-26-01	Buffalo	Martin Biron
	93.	Jason Arnott	New Jersey	1-4 L	2-10-02	New Jersey	Martin Biron
2002-03 (0)	None						



record book\_2013.14 **ALL-TIME HAT TRICKS AGAINST**

**2003 TO 2014**

SEASON	NO.	PLAYER	OPPONENT	SCORE	DATE	PLACE	GOALIE(S)
2003-04 (1)	94.	Vladimir Orszagh	Nashville	1-4 L	11-29-03	Nashville	Martin Biron
2005-06 (2)	*95.	Martin Havlat	Ottawa	4-10 L	11-2-05	Buffalo	Mika Noronen (3) Martin Biron (1)
	*96.	Daniel Alfredsson	Ottawa	4-10 L	11-2-05	Buffalo	Martin Biron
2006-07 (1)	97.	Dany Heatley	Ottawa	3-6 L	1-3-07	Ottawa	Ryan Miller
2007-08 (1)	98.	Tomas Plekanec	Montreal	2-6 L	2-29-08	Buffalo	Ryan Miller
2008-09 (1)	99.	Mike Cammalleri	Calgary	2-5 L	1-28-09	Calgary	Ryan Miller
2009-10 (2)	100.	Jeff Tambellini	NY Islanders	0-5 L	10-31-09	NY Islanders	Ryan Miller (2) Patrick Lalime (1)
	101.	Sidney Crosby	Pittsburgh	4-5 L	2-1-10	Pittsburgh	Ryan Miller
2010-11 (5)	102.	Derek Stepan	NY Rangers	3-6 L	10-9-10	Buffalo	Ryan Miller
	103.	Daniel Alfredsson (2)	Ottawa	2-4 L	10-22-10	Buffalo	Ryan Miller (2) Empty Net (1)
	104.	John Tavares	NY Islanders	3-5 L	1-15-11	NY Islanders	Ryan Miller
	105.	Michael Grabner	NY Islanders	6-7 L	2-13-11	Buffalo	Ryan Miller
	106.	Blake Geoffrion	Nashville	3-4 L	3-20-11	Buffalo	Ryan Miller
2011-12 (2)	107.	Evgeni Malkin	Pittsburgh	3-8 L	12-17-11	Pittsburgh	Ryan Miller (1) Jhonas Enroth (2)
	108.	Ilya Kovalchuk	New Jersey	1-4 L	2-14-12	Buffalo	Ryan Miller
2012-13 (2)	109.	Eric Staal	Carolina	3-6 L	1-24-13	Carolina	Jhonas Enroth
	110.	Brad Richards	NY Rangers	4-8 L	4-19-13	Buffalo	Ryan Miller (1) Jhonas Enroth (2)
2013-14 (1)	111.	Ryan Getzlaf	Anaheim	2-6 L	11-8-13	Anaheim	Ryan Miller

\* - indicates 4-goal game.

Note: Figure in parentheses for scorer indicates cumulative total against the Sabres.

**OPPONENT HAT TRICK LEADERS**

Peter Stastny (3), Daniel Alfredsson (2), Bernie Federko (2), Wayne Gretzky (2), Mario Lemieux (2)

**1970 TO 1980**

SEASON	NO.	GOALTENDER	OPPONENT	SCORE	DATE	PLACE	SAVES	
1970-71 (3)	1.	Roger Crozier	Minnesota	1-0	12-6-70	Buffalo	24	
	2.	Joe Daley	California	3-0	2-12-71	Buffalo	26	
	3.	Dave Dryden	Minnesota	5-0	3-14-71	Minnesota	35	
1971-72 (2)	4.	Roger Crozier (2)	Los Angeles	2-0	12-2-71	Buffalo	31	
	5.	Roger Crozier (3)	Vancouver	1-0	1-20-72	Buffalo	29	
1972-73 (6)	6.	Roger Crozier (4)	Vancouver	6-0	10-19-72	Buffalo	31	
	7.	Roger Crozier (5)	California	0-0	11-9-72	Buffalo	23	
	8.	Roger Crozier (6)	Pittsburgh	1-0	11-12-72	Buffalo	18	
	9.	Dave Dryden (2)	Toronto	4-0	12-17-72	Buffalo	21	
	10.	Dave Dryden (3)	Philadelphia	2-0	1-7-73	Buffalo	35	
	11.	Dave Dryden (4)	California	4-0	2-8-73	Buffalo	24	
1973-74 (1)	12.	Dave Dryden (5)	St. Louis	1-0	1-13-74	Buffalo	18	
1974-75 (7)	13.	Gary Bromley	St. Louis	2-0	10-26-74	St. Louis	21	
	14.	Roger Crozier (7)	Atlanta	4-0	11-17-74	Buffalo	25	
	15.	Gary Bromley (2)	Minnesota	5-0	12-8-74	Buffalo	14	
	16.	Gary Bromley (3)	Washington	4-0	12-22-74	Washington	26	
	17.	Roger Crozier (8)	California	4-0	1-15-75	California	26	
	18.	Gary Bromley (4)	Kansas City	5-0	1-19-75	Buffalo	20	
	19.	Roger Crozier (9)	Los Angeles	5-0	2-27-75	Buffalo	21	
	1975-76 (3)	20.	Roger Crozier (10)	Detroit	4-0	10-9-75	Buffalo	18
		21.	Gerry Desjardins	Boston	4-0	11-5-75	Buffalo	16
22.		Gerry Desjardins (2)	Pittsburgh	6-0	1-11-76	Buffalo	28	
1976-77 (5)	23.	Gerry Desjardins (3)	Vancouver	4-0	10-20-76	Buffalo	29	
	24.	Gerry Desjardins (4)	St. Louis	5-0	11-10-76	Buffalo	38	
	25.	Gerry Desjardins (5)	Colorado	3-0	1-16-77	Buffalo	21	
	26.	Don Edwards	Chicago	3-0	2-16-77	Buffalo	23	
	27.	Don Edwards (2)	Philadelphia	2-0	2-24-77	Buffalo	25	
1977-78 (5)	28.	Don Edwards (3)	Montreal	4-0	10-30-77	Montreal	34	
	29.	Don Edwards (4)	Vancouver	3-0	12-11-77	Buffalo	19	
	30.	Don Edwards (5)	NY Rangers	2-0	2-9-78	Buffalo	25	
	31.	Don Edwards (6)	Los Angeles	5-0	2-16-78	Buffalo	29	
	32.	Don Edwards (7)	Philadelphia	4-0	2-23-78	Buffalo	20	
	1978-79 (2)	33.	Don Edwards (8)	Toronto	1-0	10-19-78	Buffalo	19
34.		Don Edwards (9)	Washington	2-0	11-11-78	Washington	25	
1979-80 (6)	35.	Bob Sauve	Quebec	3-0	10-27-79	Quebec	19	
	36.	Bob Sauve (2)	Chicago	0-0	10-31-79	Chicago	20	
	37.	Bob Sauve (3)	Washington	2-0	12-2-79	Buffalo	20	
	38.	Don Edwards (10)	Detroit	4-0	12-10-79	Buffalo	14	
	39.	Bob Sauve (4)	Vancouver	3-0	2-3-80	Buffalo	22	
	40.	Don Edwards (11)	Pittsburgh	9-0	2-7-80	Buffalo	25	



**1980 TO 1994**

SEASON	NO.	GOALTENDER	OPPONENT	SCORE	DATE	PLACE	SAVES
<b>1980-81 (5)</b>	41.	Bob Sauve (5)	Edmonton	2-0	10-15-80	Buffalo	15
	42.	Don Edwards (12)	NY Rangers	4-0	1-18-81	Buffalo	30
	43.	Don Edwards (13)	Winnipeg	4-0	2-1-81	Buffalo	23
	44.	Don Edwards (14)	Philadelphia	4-0	2-5-81	Philadelphia	31
	45.	Bob Sauve (6)	Calgary	4-0	3-4-81	Buffalo	24
<b>1981-82 (0)</b>		None					
<b>1982-83 (1)</b>	46.	Bob Sauve (7)	Quebec	0-0	2-5-83	Quebec	22
<b>1983-84 (2)</b>	47.	Tom Barrasso	Los Angeles	4-0	1-18-84	Los Angeles	30
	48.	Tom Barrasso (2)	New Jersey	6-0	3-24-84	New Jersey	24
<b>1984-85 (5)</b>	49.	Tom Barrasso (3)	Toronto	6-0	12-26-84	Buffalo	22
	50.	Tom Barrasso (4)	Winnipeg	4-0	12-28-84	Buffalo	14
	51.	Tom Barrasso (5)	Boston	3-0	1-10-85	Boston	20
	52.	Tom Barrasso (6)	Hartford	2-0	1-19-85	Hartford	14
	53.	Tom Barrasso (7)	Washington	4-0	3-2-85	Washington	23
<b>1985-86 (4)</b>	54.	Tom Barrasso (8)	Montreal	6-0	10-16-85	Montreal	25
	55.	Daren Puppa	Edmonton	2-0	11-1-85	Edmonton	37
	56.	Tom Barrasso (9)	Hartford	2-0	11-19-85	Hartford	23
	57.	Jacques Cloutier	Philadelphia	1-0	3-27-86	Philadelphia	30
<b>1986-87 (2)</b>	58.	Tom Barrasso (10)	Montreal	0-0	10-15-86	Buffalo	28
	59.	Tom Barrasso (11)	Hartford	6-0	4-5-87	Buffalo	14
<b>1987-88 (2)</b>	60.	Tom Barrasso (12)	St. Louis	3-0	2-16-88	St. Louis	25
	61.	Tom Barrasso (13)	Boston	3-0	3-6-88	Buffalo	32
<b>1988-89 (2)</b>	62.	Daren Puppa (2)	NY Islanders	3-0	11-12-88	New York	34
	63.	Clint Malarchuk	NY Rangers	2-0	3-8-89	New York	32
<b>1989-90 (1)</b>	64.	Daren Puppa (3)	Hartford	5-0	3-10-90	Hartford	31
<b>1990-91 (3)</b>	65.	Clint Malarchuk (2)	Hartford	5-0	10-28-90	Buffalo	29
	66.	Daren Puppa (4)	Chicago	5-0	12-28-90	Buffalo	33
	67.	Daren Puppa (5)	Winnipeg	2-0	2-10-91	Winnipeg	24
<b>1991-92 (1)</b>	68.	Tom Draper	Chicago	2-0	11-22-91	Buffalo	29
<b>1992-93 (0)</b>		None					
<b>1993-94 (9)</b>	69.	Grant Fuhr	Winnipeg	6-0	11-19-93	Buffalo	22
	70.	Dominik Hasek	Toronto	3-0	11-29-93	Toronto	24
	71.	Dominik Hasek (2)	Tampa Bay	3-0	12-1-93	Tampa Bay	33
	72.	Dominik Hasek (3)	Hartford	3-0	12-11-93	Hartford	25
	73.	Dominik Hasek (4)	Los Angeles	2-0	12-17-93	Buffalo	27
	74.	Dominik Hasek (5)	Montreal	5-0	12-23-93	Buffalo	25
	75.	Dominik Hasek (6)	Anaheim	3-0	3-9-94	Anaheim	24
76.	Grant Fuhr (2)	Boston	5-0	4-1-94	Buffalo	31	
77.	Dominik Hasek (7)	Montreal	1-0	4-8-94	Buffalo	31	

**1994 TO 2000**

SEASON	NO.	GOALTENDER	OPPONENT	SCORE	DATE	PLACE	SAVES	
<b>1994-95 (5)</b>	78.	Dominik Hasek (8)	Washington	1-0	2-2-95	Washington	33	
	79.	Dominik Hasek (9)	Florida	3-0	3-24-95	Buffalo	28	
	80.	Dominik Hasek (10)	Ottawa	7-0	3-30-95	Buffalo	35	
	81.	Dominik Hasek (11)	Florida	5-0	4-26-95	Buffalo	31	
	82.	Dominik Hasek (12)	Montreal	2-0	5-1-95	Buffalo	32	
<b>1995-96 (2)</b>	83.	Dominik Hasek (13)	Ottawa	6-0	11-19-95	Buffalo	31	
	84.	Dominik Hasek (14)	St. Louis	2-0	11-27-95	St. Louis	30	
<b>1996-97 (5)</b>	85.	Dominik Hasek (15)	Colorado	0-0	11-2-96	Colorado	32	
	86.	Dominik Hasek (16)	Tampa Bay	3-0	11-27-96	Tampa Bay	32	
	87.	Dominik Hasek (17)	Ottawa	3-0	11-29-96	Buffalo	31	
	88.	Dominik Hasek (18)	Boston	4-0	12-14-96	Boston	29	
	89.	Dominik Hasek (19)	New Jersey	0-0	12-23-96	New Jersey	37	
<b>1997-98 (13)</b>	90.	Dominik Hasek (20)	Boston	5-0	11-20-97	Boston	29	
	91.	Dominik Hasek (21)	Anaheim	4-0	12-3-97	Buffalo	29	
	92.	Dominik Hasek (22)	Tampa Bay	4-0	12-5-97	Buffalo	38	
	93.	Dominik Hasek (23)	Montreal	1-0	12-19-97	Buffalo	42	
	94.	Dominik Hasek (24)	NY Rangers	2-0	12-21-97	New York	33	
	95.	Dominik Hasek (25)	NY Rangers	3-0	12-26-97	Buffalo	28	
	96.	Dominik Hasek (26)	Ottawa	3-0	12-31-97	Buffalo	36	
	97.	Dominik Hasek (27)	Washington	3-0	3-1-98	Washington	36	
	98.	Dominik Hasek (28)	NY Rangers	1-0	3-2-98	New York	33	
	99.	Dominik Hasek (29)	Pittsburgh	3-0	3-15-98	Buffalo	22	
	100.	Dominik Hasek (30)	Calgary	2-0	3-24-98	Calgary	29	
	101.	Dominik Hasek (31)	Edmonton	1-0	3-27-98	Edmonton	20	
	102.	Dominik Hasek (32)	Los Angeles	4-0	4-1-98	Buffalo	37	
<b>1998-99 (10)</b>	103.	Dominik Hasek (33)	Colorado	3-0	10-10-98	Colorado	32	
	104.	Dominik Hasek (34)	NY Rangers	0-0	10-27-98	New York	16	
	105.	Dominik Hasek (35)	Washington	2-0	11-12-98	Washington	23	
	106.	Dominik Hasek (36)	Philadelphia	3-0	12-4-98	Buffalo	31	
	107.	Dominik Hasek (37)	NY Rangers	2-0	12-11-98	Buffalo	16	
	108.	Dominik Hasek (38)	Tampa Bay	2-0	12-23-98	Buffalo	38	
	109.	Dominik Hasek (39)	New Jersey	2-0	12-26-98	New Jersey	34	
	110.	Dominik Hasek (40)	Florida	4-0	1-18-99	Florida	33	
	111.	Dwayne Roloson	Vancouver	2-0	2-28-99	Vancouver	15	
	112.	Dominik Hasek (41)	Washington	3-0	4-18-99	Buffalo	25	
	<b>1999-00 (8)</b>	113.	Martin Biron	Atlanta	4-0	11-19-99	Atlanta	18
		114.	Martin Biron (2)	Ottawa	0-0	12-8-99	Buffalo	30
115.		Martin Biron (3)	Boston	0-0	1-13-00	Boston	39	
116.		Martin Biron (4)	Anaheim	5-0	1-17-00	Anaheim	17	
117.		Martin Biron (5)	Ottawa	1-0	1-28-00	Buffalo	21	
118.		Dominik Hasek (42)	Colorado	2-0	2-8-00	Colorado	24	
119.		Dominik Hasek (43)	Montreal	2-0	4-1-00	Montreal	27	
120.		Dominik Hasek (44)	New Jersey	5-0	4-6-00	New Jersey	32	



**2000 TO 2010**

SEASON	NO.	GOALTENDER	OPPONENT	SCORE	DATE	PLACE	SAVES
<b>2000-01 (13)</b>	121.	Dominik Hasek (45)	NY Islanders	3-0	11-9-00	Buffalo	22
	122.	Dominik Hasek (46)	New Jersey	4-0	11-11-00	New Jersey	23
	123.	Dominik Hasek (47)	Boston	3-0	12-12-00	Boston	22
	124.	Dominik Hasek (48)	Ottawa	2-0	12-29-00	Buffalo	34
	125.	Martin Biron (6)	NY Islanders	2-0	12-30-00	New York	15
	126.	Martin Biron (7)	Nashville	2-0	1-6-01	Nashville	29
	127.	Dominik Hasek (49)	Anaheim	4-0	1-12-01	Anaheim	21
	128.	Dominik Hasek (50)	Florida	1-0	1-19-01	Buffalo	21
	129.	Dominik Hasek (51)	Ottawa	2-0	2-19-01	Buffalo	30
	130.	Dominik Hasek (52)	New Jersey	1-0	2-22-01	New Jersey	24
	131.	Dominik Hasek (53)	Toronto	3-0	3-20-01	Buffalo	16
	132.	Dominik Hasek (54)	Atlanta	4-0	3-26-01	Atlanta	19
	133.	Dominik Hasek (55)	Atlanta	1-0	3-30-01	Buffalo	30
<b>2001-02 (4)</b>	134.	Martin Biron (8)	Atlanta	8-0	11-8-01	Buffalo	16
	135.	Martin Biron (9)	NY Islanders	5-0	3-7-02	New York	26
	136.	Martin Biron (10)	Montreal	3-0	3-8-02	Buffalo	26
	137.	Martin Biron (11)	Montreal	3-0	4-13-02	Montreal	22
<b>2002-03 (6)</b>	138.	Martin Biron (12)	Anaheim	4-0	12-4-02	Buffalo	22
	139.	Ryan Miller	Minnesota	1-0	1-14-03	Minnesota	22
	140.	Martin Biron (13)	Phoenix	1-0	1-18-03	Phoenix	30
	141.	Martin Biron (14)	Pittsburgh	0-0	1-21-03	Buffalo	23
	142.	Martin Biron (15)	Toronto	4-0	1-24-03	Buffalo	27
	143.	Mika Noronen	Florida	4-0	3-8-03	Florida	29
<b>2003-04 (4)</b>	144.	Mika Noronen (2)	Calgary	2-0	10-18-03	Calgary	20
	145.	Mika Noronen (3)	Carolina	5-0	11-21-03	Buffalo	35
	146.	Martin Biron (16)	Washington	6-0	3-10-04	Washington	27
	147.	Martin Biron (17)	Columbus	6-0	3-29-04	Buffalo	23
<b>2005-06 (2)</b>	148.	Ryan Miller (2)	Toronto	6-0	4-16-06	Buffalo	31
	149.	Martin Biron (18)	Carolina	4-0	4-18-06	Carolina	33
<b>2006-07 (2)</b>	150.	Ryan Miller (3)	NY Islanders	3-0	10-26-06	New York	29
	151.	Ryan Miller (4)	Washington	2-0	4-7-07	Washington	26
<b>2007-08 (5)</b>	152.	Ryan Miller (5)	Atlanta	6-0	10-11-07	Buffalo	20
	153.	Jocelyn Thibault (1)	Montreal	3-0	11-24-07	Montreal	24
	154.	Ryan Miller (6)	Florida	1-0	1-30-08	Florida	32
	155.	Ryan Miller (7)	Toronto	1-0	2-13-08	Buffalo	35
	156.	Jocelyn Thibault (2)	Boston	3-0	4-5-08	Boston	17
<b>2008-09 (5)</b>	157.	Ryan Miller (8)	Washington	5-0	11-1-08	Buffalo	29
	158.	Ryan Miller (9)	New Jersey	2-0	11-3-08	New Jersey	24
	159.	Ryan Miller (10)	Los Angeles	5-0	12-19-08	Buffalo	40
	160.	Ryan Miller (11)	Phoenix	2-0	1-31-09	Phoenix	28
	161.	Ryan Miller (12)	Toronto	5-0	2-4-09	Buffalo	16
<b>2009-10 (5)</b>	162.	Ryan Miller (13)	Nashville	1-0	10-10-09	Nashville	25
	163.	Ryan Miller (14)	NY Islanders	3-0	11-4-09	Buffalo	24
	164.	Ryan Miller (15)	Toronto	3-0	11-30-09	Toronto	38
	165.	Ryan Miller (16)	Washington	3-0	12-9-09	Buffalo	35
	166.	Ryan Miller (17)	Montreal	1-0	1-3-10	Montreal	30

record book\_2013.14 **ALL-TIME SABRES SHUTOUTS**

**2010 TO 2014**

SEASON	NO.	GOALTENDER	OPPONENT	SCORE	DATE	PLACE	SAVES
<b>2010-11 (6)</b>	167.	Ryan Miller (18)	Columbus	5-0	12-3-10	Buffalo	19
	168.	Ryan Miller (19)	Ottawa	1-0*	12-4-10	Ottawa	32
	169.	Ryan Miller (20)	San Jose	3-0	1-6-11	San Jose	36
	170.	Ryan Miller (21)	Montreal	2-0	3-22-11	Montreal	31
	171.	Ryan Miller (22)	New Jersey	2-0	3-26-11	Buffalo	30
	172.	Jhonas Enroth (1)	NY Rangers	1-0	3-30-11	Buffalo	23
<b>2011-12 (7)</b>	173.	Ryan Miller (23)	Florida	3-0	10-20-11	Florida	22
	174.	Jhonas Enroth (2)	Carolina	1-0	11-18-11	Carolina	34
	175.	Ryan Miller (24)	NY Rangers	0-1**	2-1-12	Buffalo	29
	176.	Ryan Miller (25)	Boston	6-0	2-8-12	Buffalo	36
	177.	Ryan Miller (26)	Anaheim	2-0	2-29-12	Anaheim	43
	178.	Ryan Miller (27)	San Jose	1-0	3-1-12	San Jose	39
	179.	Ryan Miller (28)	Montreal	3-0	3-21-12	Buffalo	34
<b>2012-13 (1)</b>	180.	Jhonas Enroth (3)	Philadelphia	1-0	4-13-13	Buffalo	29
<b>2013-14 (0)</b>		None					

\* Buffalo won 1-0 in a shootout. Ottawa's Brian Elliott was also credited with a shutout.

\*\* New York won 1-0 in a shootout. New York's Henrik Lundqvist was credited with the shutout win.

**SABRES SHUTOUT LEADERS**

Dominik Hasek (55), Ryan Miller (28), Martin Biron (18), Don Edwards (14), Tom Barrasso (13), Roger Crozier (10), Bob Sauve (7), Gerry Desjardins (5), Dave Dryden (5), Daren Puppa (5), Gary Bromley (4), **Jhonas Enroth (3)**, Mika Noronen (3), Grant Fuhr (2), Clint Malarchuk (2), Jocelyn Thibault (2), Jacques Cloutier (1), Joe Daley (1), Tom Draper (1), Dwayne Roloson (1)

Note: Figure in parentheses for goaltender indicates cumulative total with the Sabres.



**1970 TO 1983**

SEASON	NO.	GOALTENDER	OPPONENT	SCORE	DATE	PLACE	SAVES
<b>1970-71 (9)</b>	1.	Ed Giacomin	NY Rangers	3-0	10-14-70	New York	15
	2.	Phil Myre	Montreal	3-0	10-15-70	Buffalo	14
	3.	Tony Esposito	Chicago	4-0	10-25-70	Buffalo	27
	4.	Cesar Maniago	Minnesota	3-0	11-21-70	Minnesota	22
	5.	Bruce Gamble	Toronto	4-0	12-13-70	Buffalo	17
	6.	Ed Giacomin (2)	NY Rangers	4-0	12-16-70	New York	20
	7.	Jacques Plante	Toronto	2-0	12-19-70	Toronto	24
	8.	Jacques Plante (2)	Toronto	2-0	2-27-71	Toronto	28
	9.	Glenn Hall	St. Louis	9-0	3-13-71	St. Louis	27
<b>1971-72 (3)</b>	10.	Doug Favell	Philadelphia	5-0	12-16-71	Philadelphia	35
	11.	Jim Rutherford	Pittsburgh	2-0	2-17-72	Buffalo	23
	12.	Ken Dryden	Montreal	4-0	2-20-72	Buffalo	32
<b>1972-73 (4)</b>	13.	Marv Edwards	California	0-0	11-9-72	Buffalo	28
	14.	Rogie Vachon	Los Angeles	2-0	12-23-72	Los Angeles	20
	15.	Ed Johnston	Boston	6-0	1-14-73	Boston	20
	16.	Jacques Caron	St. Louis	2-0	3-13-73	St. Louis	23
<b>1973-74 (3)</b>	17.	Gilles Meloche	California	2-0	11-18-73	Buffalo	27
	18.	Dan Bouchard	Atlanta	3-0	1-9-74	Atlanta	32
	19.	Gilles Gilbert	Boston	4-0	3-12-74	Boston	27
<b>1974-75 (1)</b>	20.	Bernie Parent	Philadelphia	6-0	2-1-75	Philadelphia	26
<b>1975-76 (2)</b>	21.	Gary Smith	Vancouver	4-0	11-25-75	Vancouver	35
	22.	Glenn Resch	NY Islanders	3-0	12-7-75	Buffalo	22
<b>1976-77 (3)</b>	23.	Ed Giacomin (3)	Detroit	4-0	10-9-76	Detroit	20
	24.	Glenn Resch (2)	NY Islanders	3-0	12-4-76	New York	33
	25.	Gary Edwards (2)	Cleveland	3-0	1-23-77	Buffalo	27
<b>1977-78 (3)</b>	26.	Mike Veisor	Chicago	2-0	10-16-77	Buffalo	34
	27.	Ron Grahame	Boston	2-0	11-23-77	Buffalo	21
	28.	Ron Low	Detroit	7-0	3-28-78	Detroit	25
<b>1978-79 (3)</b>	29.	Mike Palmateer	Toronto	2-0	10-18-78	Toronto	21
	30.	Mario Lessard	Los Angeles	6-0	10-26-78	Los Angeles	18
	31.	Glenn Resch (3)	NY Islanders	2-0	3-31-79	New York	32
<b>1979-80 (2)</b>	32.	Jim Rutherford (2)	Detroit	4-0	10-25-79	Detroit	26
	33.	Tony Esposito (2)	Chicago	0-0	10-31-79	Chicago	21
<b>1980-81 (0)</b>		None					
<b>1981-82 (1)</b>	34.	Rick Wamsley	Montreal	9-0	10-10-81	Montreal	22
<b>1982-83 (4)</b>	35.	Murray Bannerman	Chicago	4-0	10-20-82	Chicago	37
	36.	Pete Peeters	Boston	4-0	1-20-83	Boston	20
	37.	Dan Bouchard (2)	Quebec	0-0	2-5-83	Quebec	22
	38.	Brian Hayward	Winnipeg	6-0	3-9-83	Winnipeg	24

**1983 TO 1996**

SEASON	NO.	GOALTENDER	OPPONENT	SCORE	DATE	PLACE	SAVES
1983-84 (2)	39.	Billy Smith	NY Islanders	4-0	11-5-83	New York	25
	40.	Andy Moog	Edmonton	7-0	11-18-83	Edmonton	29
1984-85 (0)		None					
1985-86 (2)	41.	Pat Riggin	Boston	4-0	1-4-86	Boston	24
	42.	Bob Froese	Philadelphia	4-0	2-12-86	Buffalo	28
1986-87 (4)	43.	Patrick Roy	Montreal	0-0	10-15-86	Buffalo	23
	44.	Mike Liut	Hartford	3-0	11-26-86	Hartford	27
	45.	Clint Malarchuk	Quebec	7-0	12-13-86	Quebec	28
	46.	Don Beaupre	Minnesota	5-0	1-20-87	Minnesota	27
1987-88 (4)	47.	Grant Fuhr	Edmonton	5-0	11-7-87	Edmonton	26
	48.	Rejean Lemelin	Boston	9-0	12-22-87	Boston	33
	49.	Rejean Lemelin (2)	Boston	2-0	12-31-87	Buffalo	17
	50.	Greg Stefan	Detroit	4-0	3-1-88	Detroit	19
1988-89 (3)	51.	Rick Wamsley (2)	Calgary	9-0	11-5-88	Calgary	21
	52.	Peter Sidorkiewicz	Hartford	9-0	12-6-88	Hartford	31
	53.	Jon Casey	Minnesota	3-0	3-18-89	Minnesota	27
1989-90 (4)	54.	Grant Fuhr (2)	Edmonton	3-0	11-17-89	Edmonton	30
	55.	Mark Fitzpatrick	NY Islanders	3-0	12-5-89	New York	32
	56.	Patrick Roy (2)	Montreal	1-0	2-3-90	Montreal	30
	57.	Glenn Healy	NY Islanders	1-0	2-4-90	Buffalo	39
1990-91 (2)	58.	John Vanbiesbrouck	NY Rangers	5-0	11-26-90	New York	27
	59.	Jeff Reese	Toronto	3-0	2-17-91	Buffalo	28
1991-92 (3)	60.	Patrick Roy (3)	Montreal	5-0	11-2-91	Montreal	15
	61.	Craig Billington	New Jersey	3-0	12-28-91	New Jersey	26
	62.	Darcy Wakaluk	Minnesota	2-0	2-7-92	Buffalo	39
1992-93 (3)	63.	Patrick Roy (4)	Montreal	3-0	11-30-92	Montreal	23
	64.	Andy Moog (2)	Boston	2-0	3-24-93	Buffalo	21
	65.	Andy Moog (3)	Boston	3-0	4-4-93	Buffalo	31
1993-94 (4)	66.	Chris Terreri	New Jersey	4-0	11-17-93	New Jersey	30
	67.	Mike Richter	NY Rangers	2-0	12-13-93	New York	28
	68.	Tommy Soderstrom	Philadelphia	2-0	12-27-93	Buffalo	30
	69.	Daren Puppa	Tampa Bay	4-0	1-24-94	Tampa Bay	23
1994-95 (0)		None					
1995-96 (5)	70.	Darcy Wakaluk (2)	Dallas	3-0	10-24-95	Dallas	27
	71.	Tom Barrasso	Pittsburgh	1-0	1-17-96	Buffalo	31
	72.	Jim Carey	Washington	1-0	1-26-96	Washington	20
	73.	Kirk McLean	Vancouver	3-0	3-3-96	Buffalo	32
	74.	Eric Fichaud	NY Islanders	3-0	4-6-96	New York	20



**1996 TO 2003**

SEASON	NO.	GOALTENDER	OPPONENT	SCORE	DATE	PLACE	SAVES	
<b>1996-97 (10)</b>	75.	Rick Tabaracci	Calgary	3-0	10-6-96	Calgary	19	
	76.	Corey Schwab	Tampa Bay	4-0	10-15-96	Buffalo	22	
	77.	Andy Moog (4)	Dallas	2-0	10-30-96	Dallas	24	
	78.	Patrick Roy (5)	Colorado	0-0	11-2-96	Colorado	20	
	79.	Ken Wregget	Pittsburgh	3-0	11-12-96	Pittsburgh	25	
	80.	Mike Richter (2)	NY Rangers	3-0	12-13-96	Buffalo	30	
	81.	Martin Brodeur	New Jersey	0-0	12-23-96	New Jersey	37	
	82.	Patrick Lalime	Pittsburgh	2-0	12-28-96	Pittsburgh	21	
	83.	Ron Tugnutt	Ottawa	2-0	4-2-97	Buffalo	15	
	84.	Ron Tugnutt (2)	Ottawa	1-0	4-12-97	Ottawa	17	
	<b>1997-98 (4)</b>	85.	Ron Tugnutt (3)	Ottawa	3-0	12-6-97	Ottawa	25
		86.	Tommy Salo	NY Islanders	4-0	12-17-97	New York	28
		87.	Ron Hextall	Philadelphia	3-0	1-20-98	Philadelphia	29
		88.	Damian Rhodes	Ottawa	1-0	4-5-98	Buffalo	22
<b>1998-99 (3)</b>	89.	Olaf Kolzig	Washington	1-0	10-23-98	Buffalo	30	
	90.	Mike Richter (3)	NY Rangers	0-0	10-27-98	New York	24	
	91.	Nikolai Khabibulin	Phoenix	1-0	1-11-99	Phoenix	23	
<b>1999-00 (7)</b>	92.	Chris Osgood	Detroit	2-0	10-2-99	Detroit	22	
	93.	Ron Tugnutt (4)	Ottawa	4-0	10-23-99	Ottawa	19	
	94.	John Grahame	Boston	3-0	10-30-99	Boston	26	
	95.	Jamie McLennan	St. Louis	2-0	11-26-99	Buffalo	19	
	96.	Ron Tugnutt (5)	Ottawa	0-0	12-8-99	Buffalo	30	
	97.	Byron Dafoe	Boston	0-0	1-13-00	Boston	23	
	98.	Byron Dafoe (2)	Boston	1-0	1-29-00	Boston	25	
	<b>2000-01 (6)</b>	99.	Felix Potvin	Vancouver	4-0	10-14-00	Vancouver	27
100.		Roman Cechmanek	Philadelphia	3-0	11-4-00	Philadelphia	18	
101.		Curtis Joseph	Toronto	2-0	1-20-01	Toronto	28	
102.		Roman Cechmanek (2)	Philadelphia	2-0	3-1-01	Philadelphia	26	
103.		Tommy Salo (2)	Edmonton	4-0	3-9-01	Buffalo	28	
104.		Arturs Irbe	Carolina	1-0	3-21-01	Carolina	26	
<b>2001-02 (6)</b>	105.	Patrick Lalime	Ottawa	3-0	11-3-01	Ottawa	28	
	106.	Trevor Kidd	Florida	2-0	11-16-01	Buffalo	31	
	107.	Johan Hedberg	Pittsburgh	2-0	1-10-02	Buffalo	36	
	108.	Jussi Markkanen	Edmonton	3-0	3-4-02	Buffalo	25	
	109.	Chris Osgood (2)	NY Islanders	3-0	3-12-02	Buffalo	28	
	110.	Corey Schwab (2)	Toronto	2-0	3-23-02	Toronto	20	
<b>2002-03 (9)</b>	111.	Jocelyn Thibault	Chicago	3-0	10-13-02	Chicago	26	
	112.	Roman Turek	Calgary	3-0	10-31-02	Calgary	30	
	113.	Kevin Weekes	Carolina	2-0	11-7-02	Carolina	26	
	114.	Robert Esche	Philadelphia	2-0	12-14-02	Philadelphia	15	
	115.	Roberto Luongo	Florida	2-0	12-20-02	Buffalo	30	
	116.	Chris Osgood (3)	NY Islanders	1-0	12-31-02	Buffalo	38	
	117.	Sebastian Caron	Pittsburgh	0-0	1-21-03	Buffalo	34	
	118.	Mike Dunham	NY Rangers	3-0	3-19-03	New York	27	
	119.	Marty Turco	Dallas	3-0	3-31-03	Dallas	18	

**2003 TO 2013**

SEASON	NO.	GOALTENDER	OPPONENT	SCORE	DATE	PLACE	SAVES
<b>2003-04 (5)</b>	120.	Jeff Hackett	Philadelphia	2-0	10-9-03	Philadelphia	17
	121.	Rick DiPietro	NY Islanders	6-0	10-11-03	Buffalo	13
	122.	Jose Theodore	Montreal	3-0	11-8-03	Montreal	16
	123.	Felix Potvin (2)	Boston	1-0	1-15-04	Buffalo	27
	124.	Ed Belfour	Toronto	2-0	4-2-04	Buffalo	17
<b>2005-06 (4)</b>	125.	Dominik Hasek	Ottawa	5-0	10-8-05	Ottawa	35
	126.	Evgeni Nabokov/ Nolan Schaefer	San Jose	5-0	12-2-05	Buffalo	20 7
	127.	Kari Lehtonen	Atlanta	5-0	3-20-06	Atlanta	23
	128.	Jean-Sebastien Aubin	Toronto	7-0	4-1-06	Toronto	24
<b>2006-07 (0)</b>	None						
<b>2007-08 (4)</b>	129.	Pascal Leclaire	Columbus	3-0	10-19-07	Buffalo	21
	130.	Cristobal Huet	Montreal	2-0	11-5-07	Montreal	29
	131.	Andrew Raycroft	Toronto	3-0	11-9-07	Buffalo	30
	132.	Ty Conklin	Pittsburgh	2-0	12-29-07	Pittsburgh	26
<b>2008-09 (4)</b>	133.	Martin Biron	Philadelphia	3-0	11-21-08	Buffalo	40
	134.	Pekka Rinne	Nashville	2-0	12-1-08	Buffalo	30
	135.	Cam Ward	Carolina	3-0	2-15-09	Buffalo	36
	136.	Yann Danis	NY Islanders	2-0	2-28-09	New York	31
<b>2009-10 (6)</b>	137.	Martin Biron (2)	NY Islanders	5-0	10-31-09	New York	38
	138.	Jose Theodore (2)	Washington	2-0	11-25-09	Washington	25
	139.	Martin Brodeur (2)	New Jersey	3-0	12-7-09	Buffalo	37
	140.	Brian Elliott	Ottawa	2-0	12-16-09	Ottawa	22
	141.	Steve Mason	Columbus	4-0	2-6-10	Columbus	28
	142.	Jaroslav Halak	Montreal	3-0	4-3-10	Montreal	29
<b>2010-11 (6)</b>	143.	Martin Brodeur (3)	New Jersey	1-0	10-13-10	Buffalo	24
	144.	Andrew Raycroft (2)	Dallas	4-0	10-30-10	Dallas	34
	145.	Marc-Andre Fleury	Pittsburgh	1-0	11-24-10	Buffalo	30
	146.	Brian Elliott (2)	Ottawa	0-1*	12-4-10	Ottawa	31
	147.	Ty Conklin (2)	St. Louis	3-0	2-18-11	Buffalo	25
	148.	Cam Ward (2)	Carolina	1-0	3-15-11	Buffalo	40
<b>2011-12 (4)</b>	149.	Mathieu Garon	Tampa Bay	3-0	10-22-11	Tampa Bay	21
	150.	Jonas Gustavsson	Toronto	2-0	1-10-12	Toronto	32
	151.	Jimmy Howard	Detroit	5-0	1-16-12	Detroit	27
	152.	Henrik Lundqvist	NY Rangers	1-0**	2-1-12	Buffalo	34
<b>2012-13 (3)</b>	153.	Craig Anderson	Ottawa	2-0	2-12-13	Ottawa	42
	154.	Evgeni Nabokov#	NY Islanders	4-0	2-23-13	Buffalo	35
	155.	Anton Khudobin	Boston	2-0	3-31-13	Buffalo	26



record book\_2013.14 **ALL-TIME SHUTOUTS AGAINST**

**2013 TO 2014**

SEASON	NO.	GOALTENDER	OPPONENT	SCORE	DATE	PLACE	SAVES
2013-14 (10)	156.	Craig Anderson (2)	Ottawa	1-0	10-4-13	Buffalo	35
	157.	Roberto Luongo (2)	Vancouver	3-0	10-17-13	Buffalo	25
	158.	Henrik Lundqvist (2)	NY Rangers	2-0	10-31-13	New York	29
	159.	Jonathan Quick	Los Angeles	2-0	11-7-13	Los Angeles	19
	160.	Cory Schneider	New Jersey	1-0	11-30-13	New Jersey	15
	161.	Al Montoya	Winnipeg	3-0	12-31-13	Winnipeg	27
	162.	Marc-Andre Fleury (2)	Pittsburgh	3-0	1-27-14	Pittsburgh	24
	163.	Roberto Luongo (3)	Florida	2-0	3-7-14	Florida	25
	164.	Dustin Tokarski	Montreal	2-0	3-16-14	Buffalo	29
	165.	Carey Price	Montreal	2-0	3-25-14	Montreal	24

\* Buffalo won 1-0 in a shootout. Buffalo's Ryan Miller was credited with the shutout win.

\*\* New York won 1-0 in a shootout. Buffalo's Ryan Miller was also credited with a shutout.

# Evgeni Nabokov earned his first official shutout against the Sabres after sharing a shutout with Nolan Schaefer on Dec. 2, 2005 in Buffalo.

**OPPONENT SHUTOUT LEADERS**

Patrick Roy (5), Ron Tugnutt (5), Andy Moog (4), Martin Brodeur (3), Ed Giacomin (3), Roberto Luongo (3), Chris Osgood (3), Glenn Resch (3), Mike Richter (3)

Note: Figure in parentheses for goaltender indicates cumulative total against the Sabres.

**REGULAR SEASON - SABRES 1-0 GAMES**

DATE	OPPONENT	GOAL SCORER	WINNING GOALIE	SABRES RECORD
12-6-70	vs. Minnesota	Ron Anderson	Roger Crozier (BUF)	1-0
1-20-72	vs. Vancouver	Don Luce	Roger Crozier (BUF)	2-0
11-12-72	vs. Pittsburgh	Steve Atkinson	Roger Crozier (BUF)	3-0
1-13-74	vs. St. Louis	Gilbert Perreault	Dave Dryden (BUF)	4-0
10-19-78	vs. Toronto	Craig Ramsay	Don Edwards (BUF)	5-0
3-27-86	at Philadelphia	Gilbert Perreault	Jacques Cloutier (BUF)	6-0
2-3-90	at Montreal	Stephane Richer	Patrick Roy (MTL)	6-1
2-4-90	vs. NY Islanders	Derek King	Glenn Healy (NYI)	6-2
4-8-94	vs. Montreal	Donald Audette	Dominik Hasek (BUF)	7-2
2-2-95	at Washington	Dale Hawerchuk	Dominik Hasek (BUF)	8-2
1-17-96	vs. Pittsburgh	Jaromir Jagr	Tom Barrasso (PIT)	8-3
1-26-96	at Washington	Joe Juneau	Jim Carey (WSH)	8-4
4-12-97	at Ottawa	Steve Duchesne	Ron Tugnutt (OTT)	8-5
12-19-97	vs. Montreal	Donald Audette	D. Hasek (BUF)	9-5
3-2-98	at NY Rangers	Alexei Zhitnik	D. Hasek (BUF)	10-5
3-27-98	at Edmonton	Miroslav Satan	D. Hasek (BUF)	11-5
4-5-98	vs. Ottawa	Daniel Alfredsson	Damian Rhodes (OTT)	11-6
10-23-98	vs. Washington	Jaroslav Svejkovsky	Olaf Kolzig (WSH)	11-7
1-11-99	at Phoenix	Dallas Drake	Nikolai Khabibulin (PHX)	11-8
1-28-00	vs. Ottawa	James Patrick	Martin Biron (BUF)	12-8
1-29-00	at Boston	P.J. Axelsson	Byron Dafoe (BOS)	12-9
1-19-01	vs. Florida	Denis Hamel	Dominik Hasek (BUF)	13-9
2-22-01	at New Jersey	Dave Andreychuk	Dominik Hasek (BUF)	14-9
3-21-01	at Carolina	David Tanabe	Arturs Irbe (CAR)	14-10
12-31-02*	vs. NY Islanders	Jason Blake	Chris Osgood (NYI)	14-11
1-14-03	at Minnesota	Denis Hamel	Ryan Miller (BUF)	15-11
1-18-03	at Phoenix	Curtis Brown	Martin Biron (BUF)	16-11
1-15-04	vs. Boston	Sergei Samsonov	Felix Potvin (BOS)	16-12
1-30-08	at Florida	Thomas Vanek	Ryan Miller (BUF)	17-12
2-13-08	vs. Toronto	Paul Gaustad	Ryan Miller (BUF)	18-12
10-10-09	at Nashville	Mike Grier	Ryan Miller (BUF)	19-12
1-3-10	at Montreal	Tim Connolly	Ryan Miller (BUF)	20-12
10-13-10	vs. New Jersey	Ilya Kovalchuk	Martin Brodeur (NJD)	20-13
11-24-10	vs. Pittsburgh	Pascal Dupuis	Marc-Andre Fleury (PIT)	20-14
12-4-10**	at Ottawa	Thomas Vanek	Ryan Miller (BUF)	21-14
3-15-11	vs. Carolina	Brandon Sutter	Cam Ward (CAR)	21-15
3-30-11	vs. NY Rangers	Tim Connolly	Jhonas Enroth (BUF)	22-15
11-18-11	at Carolina	Jason Pominville	Jhonas Enroth (BUF)	23-15
2-1-12**	vs. NY Rangers	Ryan Callahan	Henrik Lundqvist (NJR)	23-16
3-1-12	at San Jose	Drew Stafford	Ryan Miller (BUF)	24-16
4-13-13	vs. Philadelphia	Christian Ehrhoff	Jhonas Enroth (BUF)	25-16
10-4-13	vs. Ottawa	Erik Karlsson	Craig Anderson (OTT)	25-17
11-30-13	at New Jersey	Steve Bernier	Cory Schneider (NJD)	25-18

**PLAYOFFS - SABRES 1-0 GAMES**

DATE	OPPONENT	GOAL SCORER	WINNING GOALIE	SABRES RECORD
4-6-83	at Montreal	Brent Peterson	Bob Sauve (BUF)	1-0
4-27-94*	vs. New Jersey	Dave Hannan	Dominik Hasek (BUF)	2-0
4-23-97*	at Ottawa	Daniel Alfredsson	Ron Tugnutt (OTT)	2-1
4-14-11	at Philadelphia	Patrick Kaleta	Ryan Miller (BUF)	3-1
4-20-11	vs. Philadelphia	Jason Pominville	Ryan Miller (BUF)	4-1

\* - overtime decision \*\* - shootout decision



**SABRES ALL-TIME PENALTY SHOTS**

<b>GAME</b>	<b>MATCHUP</b>	<b>RESULT</b>
Nov. 5, 1970 vs. Vancouver.....	Paul Andrea vs. Dunc Wilson .....	unsuccessful
Dec. 20, 1973 vs. Montreal .....	John Gould vs. Michel Plasse .....	unsuccessful
<b>Jan. 31, 1974 at Philadelphia.....</b>	<b>Rick Martin vs. Bernie Parent .....</b>	<b>goal</b>
Jan. 25, 1975 at Montreal .....	Rick Martin vs. Michel Larocque.....	unsuccessful
Feb. 2, 1975 vs. Kansas City.....	Don Luce vs. Denis Herron .....	unsuccessful
Oct. 19, 1975 vs. Washington .....	Don Luce vs. Ron Low .....	unsuccessful
Feb. 4, 1976 at Los Angeles .....	Gilbert Perreault vs. Rogie Vachon .....	unsuccessful
Feb. 22, 1976 vs. Montreal.....	Rene Robert vs. Ken Dryden.....	unsuccessful
April 1, 1978 at Toronto.....	Gilbert Perreault vs. Mike Palmateer .....	unsuccessful
Dec. 19, 1982 vs. Quebec.....	Brent Peterson vs. Dan Bouchard .....	unsuccessful
<b>Nov. 25, 1983 vs. Chicago .....</b>	<b>Gilbert Perreault vs. Murray Bannerman.....</b>	<b>goal</b>
Jan. 13, 1984 vs. Edmonton .....	Brent Peterson vs. Grant Fuhr.....	unsuccessful
Jan. 14, 1984 at Detroit.....	Brent Peterson vs. Greg Stefan.....	unsuccessful
<b>Oct. 31, 1984 vs. Philadelphia .....</b>	<b>John Tucker vs. Pelle Lindbergh .....</b>	<b>goal</b>
Dec. 26, 1984 vs. Toronto .....	John Tucker vs. Rick St. Croix .....	unsuccessful
Nov. 22, 1986 at Quebec.....	Dave Andreychuk vs. Clint Malarchuk .....	unsuccessful
Nov. 15, 1987 vs. Toronto.....	Christian Ruuttu vs. Ken Wregget .....	unsuccessful
<b>April 9, 1988 vs. Boston*.....</b>	<b>John Tucker vs. Andy Moog.....</b>	<b>goal</b>
Feb. 19, 1989 vs. Detroit .....	Mike Foligno vs. Glen Hanlon.....	unsuccessful
<b>Oct. 17, 1990 vs. Montreal.....</b>	<b>Pierre Turgeon vs. Patrick Roy .....</b>	<b>goal</b>
Oct. 12, 1991 at Quebec.....	Dave McLlwain vs. Ron Tugnutt .....	unsuccessful
Jan. 10, 1992 vs. Edmonton .....	Alexander Mogilny vs. Bill Ranford .....	unsuccessful
Feb. 7, 1992 vs. Minnesota .....	Dave Andreychuk vs. Darcy Wakaluk .....	unsuccessful
<b>Nov. 11, 1992 vs. Boston.....</b>	<b>Brad May vs. Andy Moog .....</b>	<b>goal</b>
<b>Nov. 29, 1992 at Ottawa .....</b>	<b>Pat LaFontaine vs. Peter Sidorkiewicz .....</b>	<b>goal</b>
Dec. 17, 1993 vs. Los Angeles .....	Alexander Mogilny vs. Robb Stauber .....	unsuccessful
<b>Jan. 11, 1994 at Chicago .....</b>	<b>Randy Wood vs. Jeff Hackett.....</b>	<b>goal</b>
Feb. 10, 1994 at Boston .....	Wayne Presley vs. Vincent Riendeau.....	unsuccessful
Oct. 22, 1995 vs. St. Louis .....	Dave Hannan vs. Grant Fuhr.....	unsuccessful
Feb. 3, 1996 at Boston.....	Randy Burridge vs. Bill Ranford .....	unsuccessful
Nov. 21, 1996 vs. Toronto.....	Donald Audette vs. Felix Potvin .....	unsuccessful
<b>April 11, 1998 at Ottawa .....</b>	<b>Dixon Ward vs. Damian Rhodes .....</b>	<b>goal</b>
<b>Oct. 9, 1999 at Atlanta.....</b>	<b>Miroslav Satan vs. Damien Rhodes .....</b>	<b>goal</b>
Dec. 28, 1999 vs. Detroit.....	Miroslav Satan vs. Ken Wregget.....	unsuccessful
March 4, 2000 at NY Islanders .....	Miroslav Satan vs. Kevin Weekes .....	unsuccessful
Nov. 3, 2001 at Ottawa .....	Miroslav Satan vs. Patrick Lalime .....	unsuccessful
<b>Nov. 19, 2001 at Atlanta.....</b>	<b>Tim Connolly vs. Milan Hnilicka.....</b>	<b>goal</b>
<b>Feb. 15, 2003 vs. NY Rangers .....</b>	<b>Miroslav Satan vs. Mike Dunham .....</b>	<b>goal</b>
<b>Dec. 8, 2005 vs. Anaheim .....</b>	<b>Thomas Vanek vs. J-S Giguere.....</b>	<b>goal</b>
<b>March 12, 2006 vs. Boston .....</b>	<b>Maxim Afinogenov vs. Andrew Raycroft.....</b>	<b>goal</b>
March 25, 2006 at Montreal .....	J-P Dumont vs. David Aebischer .....	unsuccessful
April 28, 2006 at Philadelphia* .....	Derek Roy vs. Robert Esche .....	unsuccessful
Nov. 10, 2006 vs. Florida.....	Thomas Vanek vs. Alexander Auld .....	unsuccessful

**SABRES ALL-TIME PENALTY SHOTS**

<b>GAME</b>	<b>MATCHUP</b>	<b>RESULT</b>
<b>Dec. 28, 2006 vs. Carolina</b>	<b>Ales Kotalik vs. John Grahame</b>	<b>goal</b>
Jan. 26, 2007 at Columbus	Daniel Paille vs. Fredrik Norrena	unsuccessful
Feb. 24, 2007 at Ottawa	Thomas Vanek vs. Ray Emery	unsuccessful
Dec. 1, 2007 vs. Carolina	Drew Stafford vs. John Grahame	unsuccessful
<b>April 9, 2009 at Carolina</b>	<b>Derek Roy vs. Michael Leighton</b>	<b>goal</b>
<b>Oct. 16, 2009 vs. NY Islanders</b>	<b>Clarke MacArthur vs. Dwayne Roloson</b>	<b>goal</b>
<b>Dec. 29, 2009 vs. Pittsburgh</b>	<b>Drew Stafford vs. Marc-Andre Fleury</b>	<b>goal</b>
<b>April 10, 2010 at Ottawa</b>	<b>Thomas Vanek vs. Pascal Leclaire</b>	<b>goal</b>
Jan. 14, 2012 at NY Islanders	Thomas Vanek vs. Evgeni Nabokov	unsuccessful
Feb. 19, 2012 vs. Pittsburgh	Patrick Kaleta vs. Marc-Andre Fleury	unsuccessful
Nov. 24, 2013 vs. Detroit	Steve Ott vs. Jonas Gustavsson	unsuccessful
Jan. 15, 2014 at Toronto	Zemgus Girgensons vs. James Reimer	unsuccessful
<b>March 13, 2014 at Carolina</b>	<b>Tyler Ennis vs. Cam Ward</b>	<b>goal</b>

**SHOTS FOR: 56**..... **GOALS: 20**..... **UNSUCCESSFUL: 36**

\* - Indicates a playoff game.



**OPPONENT PENALTY SHOTS**

<b>GAME</b>	<b>MATCHUP</b>	<b>RESULT</b>
Oct. 20, 1971 at Toronto .....	Paul Henderson vs. Roger Crozier .....	unsuccessful
Nov. 12, 1972 vs. Pittsburgh.....	Lowell McDonald vs. Roger Crozier.....	unsuccessful
March 9, 1973 at Vancouver.....	Andre Boudrias vs. Roger Crozier .....	goal
Nov. 13, 1974 at Montreal .....	Steve Shutt vs. Gary Bromley.....	unsuccessful
Dec. 5, 1974 vs. Washington.....	Tommy Williams vs. Gary Bromley.....	unsuccessful
Jan. 23, 1975 vs. Detroit.....	Pierre Jarry vs. Roger Crozier.....	unsuccessful
Feb. 22, 1981 vs. Montreal .....	Steve Shutt vs. Don Edwards.....	unsuccessful
Dec. 17, 1981 at Philadelphia .....	Behn Wilson vs. Don Edwards.....	goal
March 29, 1983 at Hartford .....	Blaine Stoughton vs. Bob Sauve .....	goal
March 9, 1984 vs. Los Angeles .....	Marcel Dionne vs. Tom Barrasso .....	goal
Jan. 5, 1985 at N.Y. Islanders.....	Bryan Trottier vs. Tom Barrasso .....	unsuccessful
Jan. 24, 1991 at Chicago .....	Dave Manson vs. Darcy Wakaluk .....	unsuccessful
Jan. 29, 1992 at Detroit.....	Steve Yzerman vs. Daren Pappa .....	goal
March 3, 1992 at Quebec.....	Mats Sundin vs. Tom Draper.....	goal
March 8, 1992 vs. NY Islanders.....	Marty McInnis vs. Tom Draper .....	unsuccessful
March 17, 1992 at Minnesota.....	Ulf Dahlen vs. Daren Pappa.....	unsuccessful
March 10, 1993 at Quebec.....	Alexei Gusarov vs. Grant Fuhr.....	goal
March 8, 1995 at Montreal .....	Mark Recchi vs. Dominik Hasek .....	unsuccessful
March 23, 1996 at Pittsburgh.....	Mario Lemieux vs. Dominik Hasek.....	unsuccessful
Feb. 27, 1997 at New Jersey.....	John MacLean vs. Dominik Hasek.....	goal
March 8, 1997 at Montreal .....	Vincent Damphousse vs. Dominik Hasek.....	unsuccessful
April 10, 1997 at Boston .....	Jason Allison vs. Dominik Hasek.....	unsuccessful
May 11, 1997 vs. Philadelphia*.....	Eric Lindros vs. Steve Shields .....	goal
Oct. 7, 1997 vs. Dallas.....	Jere Lehtinen vs. Dominik Hasek.....	goal
May 29, 1999 at Toronto* .....	Mats Sundin vs. Dominik Hasek.....	goal
Jan. 6, 2000 vs. New Jersey.....	Petr Sykora vs. Dwayne Roloson.....	goal
Jan. 8, 2000 at Ottawa .....	Daniel Alfredsson vs. Martin Biron .....	unsuccessful
March 4, 2000 at NY Islanders .....	Olli Jokinen vs. Dominik Hasek .....	goal
April 16, 2000 vs. Philadelphia*.....	Eric Desjardins vs. Dominik Hasek.....	unsuccessful
Nov. 3, 2002 vs. Montreal .....	Dainius Zubrus vs. Dominik Hasek.....	unsuccessful
Feb. 1, 2001 at Tampa Bay.....	Mike Johnson vs. Martin Biron .....	unsuccessful
April 11, 2001 at Philadelphia*.....	Mark Recchi vs. Dominik Hasek .....	unsuccessful
May 2, 2001 at Pittsburgh*.....	Martin Straka vs. Dominik Hasek .....	unsuccessful
Dec. 13, 2002 vs. Chicago .....	Alexei Zhamnov vs. Martin Biron .....	goal
Nov. 5, 2003 vs. Atlanta .....	Patrik Stefan vs. Martin Biron.....	goal
Nov. 9, 2005 vs. Carolina.....	Erik Cole vs. Martin Biron .....	unsuccessful
Nov. 9, 2005 vs. Carolina.....	Erik Cole vs. Martin Biron.....	goal
Dec. 5, 2005 at Colorado.....	Marek Svatos vs. Martin Biron.....	goal
March 25, 2006 at Boston.....	Travis Green vs. Ryan Miller .....	unsuccessful
Oct. 17, 2006 vs. Philadelphia .....	Mike Richards vs. Ryan Miller.....	unsuccessful
Dec. 16, 2006 vs. Ottawa .....	Jason Spezza vs. Ryan Miller .....	unsuccessful
March 9, 2007 vs. Minnesota.....	Marian Gaborik vs. Ryan Miller .....	unsuccessful
Oct. 19, 2007 vs. Columbus .....	Rick Nash vs. Ryan Miller .....	unsuccessful

**OPPONENT PENALTY SHOTS**

<b>GAME</b>	<b>MATCHUP</b>	<b>RESULT</b>
Dec. 28, 2007 at New Jersey	Arron Asham vs. Ryan Miller	unsuccessful
Feb. 27, 2008 vs. Nashville	Scott Nichol vs. Ryan Miller	unsuccessful
Jan. 1, 2009 at Toronto	Niklas Hagman vs. Ryan Miller	unsuccessful
Jan. 19, 2009 at Florida	David Booth vs. Ryan Miller	goal
March 20, 2009 vs. Philadelphia	Mike Richards vs. Patrick Lalime	unsuccessful
March 21, 2009 at NY Rangers	Lauri Korpikoski vs. Patrick Lalime	unsuccessful
Oct. 13, 2009 vs. Detroit	Valteri Filppula vs. Ryan Miller	unsuccessful
Oct. 31, 2009 at NY Islanders	Doug Weight vs. Patrick Lalime	unsuccessful
March 29, 2010 at Boston	Marco Sturm vs. Ryan Miller	unsuccessful
Dec. 18, 2010 at Tampa Bay	Vincent Lecavalier vs. Ryan Miller	unsuccessful
March 19, 2011 vs. Atlanta	Evander Kane vs. Ryan Miller	unsuccessful
Nov. 26, 2011 vs. Washington	Jason Chimera vs. Jhonas Enroth	goal
Dec. 16, 2011 vs. Toronto	Nikolai Kulemin vs. Ryan Miller	goal
Feb. 9, 2013 at NY Islanders	John Tavares vs. Ryan Miller	unsuccessful
April 22, 2013 vs. Winnipeg	Evander Kane vs. Jhonas Enroth	unsuccessful
Oct. 2, 2013 at Detroit	Cory Emmerton vs. Ryan Miller	unsuccessful
Oct. 5, 2013 at Pittsburgh	Chris Kunitz vs. Jhonas Enroth	goal
March 7, 2013 at Florida	Sean Bergenheim vs. Michal Neuvirth	unsuccessful

**SHOTS AGAINST: 61** ..... **GOALS AGAINST: 21** ..... **UNSUCCESSFUL: 40**

\* - Indicates a playoff game.



**1970 TO 2014 GOALS, ASSISTS & POINTS**

<b>YEAR</b>	<b>GOALS</b>	<b>ASSISTS</b>	<b>POINTS</b>
1970-71	Perreault (38)	Goyette (46)	Perreault (72)
1971-72	Martin (44)	Perreault (48)	Martin & Perreault (74)
1972-73	Robert (40)	Perreault (60)	Perreault (88)
1973-74	Martin (52)	Robert (44)	Martin (86)
1974-75	Martin (52)	Robert (60)	Robert (100)
1975-76	Gare (50)	Perreault (69)	Perreault (113)
1976-77	Perreault (39)	Perreault (56)	Perreault (95)
1977-78	Perreault (41)	Perreault & Robert (48)	Perreault (89)
1978-79	Martin (32)	Perreault (58)	Perreault (85)
1979-80	Gare (56)	Perreault (66)	Perreault (106)
1980-81	Gare (46)	Van Boxmeer (51)	Gare (85)
1981-82	Perreault (31)	Van Boxmeer (54)	Perreault (73)
1982-83	McKegney (36)	Housley (47)	Perreault (76)
1983-84	Andreychuk (38)	Perreault (59)	Perreault (90)
1984-85	Andreychuk (31)	Perreault & Housley (53)	Perreault (83)
1985-86	Foligno (41)	Andreychuk (51)	Andreychuk (87)
1986-87	Foligno (30)	Andreychuk (48)	Andreychuk (73)
1987-88	Sheppard (38)	Andreychuk (48)	Andreychuk (78)
1988-89	Turgeon (34)	Turgeon (54)	Turgeon (88)
1989-90	Andreychuk & Turgeon (40)	Turgeon (66)	Turgeon (106)
1990-91	Andreychuk (36)	Hawerchuk (58)	Hawerchuk (89)
1991-92	LaFontaine (46)	Hawerchuk (75)	Hawerchuk (98)
1992-93	Mogilny (76)	LaFontaine (95)	LaFontaine (148)
1993-94	Hawerchuk (35)	Hawerchuk (51)	Hawerchuk (86)
1994-95	Audette (24)	Mogilny (28)	Mogilny (47)
1995-96	LaFontaine (40)	LaFontaine (51)	LaFontaine (91)
1996-97	Audette (28)	Galley (34)	Plante (53)
1997-98	Audette (24)	Zhitnik (30)	Satan (46)
1998-99	Satan (40)	Woolley (33)	Satan (66)
1999-00	Satan (33)	Gilmour (48)	Gilmour (73)
2000-01	Audette (34)	Audette (45)	Audette (79)
2001-02	Satan (37)	Satan (36)	Satan (73)
2002-03	Satan (26)	Satan (49)	Satan (75)
2003-04	Satan (29)	Briere & Hecht (37)	Briere (65)
2005-06	Drury (30)	Afinogenov (51)	Afinogenov (73)
2006-07	Vanek (43)	Briere (63)	Briere (95)
2007-08	Vanek (36)	Pominville (53)	Roy (81)
2008-09	Vanek (40)	Pominville (46)	Roy (70)
2009-10	Vanek (28)	Connolly (48)	Roy (69)
2010-11	Vanek (32)	Vanek (41)	Vanek (73)
2011-12	Pominville (30)	Pominville (43)	Pominville (73)
2012-13	Vanek (20)	Vanek & Ennis (21)	Vanek (41)
2013-14	Ennis (21)	Ehrhoff (27)	Hodgson (44)

**1970 TO 2014 PENALTY MINUTES, PLUS/MINUS & GOALS-AGAINST AVERAGE**

<b>YEAR</b>	<b>PENALTY MINUTES</b>	<b>PLUS/MINUS</b>	<b>GOALS-AGAINST AVG.</b>
1970-71	Pratt (179)	Atkinson (+1)	Crozier (3.68)
1971-72	Hamilton (105)	Ramsay (+5)	Crozier (3.51)
1972-73	Schoenfeld (178)	Robert (+16)	Dryden (2.65)
1973-74	Carriere (103)	Ramsay (+17)	Dryden (2.97)
1974-75	Korab & Schoenfeld (184)	Luce (+61)	Bromley (3.10)
1975-76	Gare (129)	Guevremont (+47)	Desjardins (2.95)
1976-77	Korab (120)	Hajt (+39)	Edwards (2.51)
1977-78	Korab (119)	Hajt (+36)	Edwards (2.64)
1978-79	Korab (104)	Ramsay (+21)	Edwards (3.02)
1979-80	Playfair (145)	Schoenfeld (+60)	Sauve (2.36)
1980-81	Playfair (169)	Ramsay (+39)	Edwards (2.96)
1981-82	Playfair (258)	Van Boxmeer (+23)	Edwards (3.51)
1982-83	Playfair (180)	Ramsey (+20)	Sauve (3.45)
1983-84	Playfair (209)	Foligno (+32)	Barrasso (2.84)
1984-85	Playfair (157)	Hajt (+32)	Barrasso (2.66)
1985-86	Foligno (168)	Foligno (+25)	Barrasso (3.61)
1986-87	Dykstra (179)	Foligno (+13)	Barrasso (3.65)
1987-88	Foligno (220)	Johansson (+12)	Barrasso (3.31)
1988-89	Hartman (316)	Ruuttu (+13)	Puppa (3.36)
1989-90	Hartman (211)	Ramsey (+21)	Puppa (2.89)
1990-91	Ray (350)	Four Players (+14)	Malarchuk (3.35)
1991-92	Ray (354)	LaFontaine (+10)	Draper (3.21)
1992-93	May (242)	Bodger (+14)	Hasek (3.15)
1993-94	Ray (274)	Muni (+28)	Hasek (1.95)
1994-95	Ray (173)	Khmylev (+8)	Hasek (2.11)
1995-96	Barnaby (335)	Wilson (+13)	Hasek (2.83)
1996-97	Ray (286)	Peca (+26)	Hasek (2.27)
1997-98	Barnaby (289)	Shannon (+26)	Hasek (2.09)
1998-99	Ray (261)	Shannon (+28)	Hasek (1.87)
1999-00	Ray (158)	Tsyplakov (+23)	Hasek (2.21)
2000-01	Ray (210)	Brown (+15)	Hasek (2.11)
2001-02	Ray (200)	McKee (+18)	Biron (2.22)
2002-03	Boulton (178)	Brown & Hecht (+4)	Noronen (2.42)
2003-04	Peters (151)	Hecht (+17)	Biron (2.52)
2005-06	Peters (100)	Kalinin (+14)	Miller (2.60)
2006-07	Mair (128)	Vanek (+47)	Miller (2.73)
2007-08	Peters (100)	Pominville (+16)	Miller (2.64)
2008-09	Gaustad (108)	Connolly (+12)	Miller (2.53)
2009-10	Rivet (100)	Hecht (+14)	Miller (2.22)
2010-11	McCormick (142)	Montador (+16)	Miller (2.59)
2011-12	Kaleta (116)	Ennis (+11)	Miller (2.55)
2012-13	Ott (93)	Ehrhoff, Hecht & Flynn (+6)	Enroth (2.60)
2013-14	Scott (125)	McNabb (+1)	Miller (2.72)



**1970 TO 2001 GOALTENDERS YEARLY WIN/LOSS RECORDS**

YEAR	GOALTENDER	W	L	T/OTL	YEAR	GOALTENDER	W	L	T/OTL
1970-71	Roger Crozier	9	20	7	1986-87	Tom Barrasso	17	23	2
	Joe Daley	12	16	8		Jacques Cloutier	11	19	5
	Dave Dryden	3	3	0		Daren Puppa	0	2	1
1971-72	Roger Crozier	13	34	14	1987-88	Tom Barrasso	25	18	8
	Dave Dryden	3	9	5		Jacques Cloutier	4	8	2
1972-73	Roger Crozier	23	13	7		Daren Puppa	8	6	1
	Dave Dryden	14	13	7	1988-89	Tom Barrasso	2	7	0
	Rocky Farr	0	1	0		Jacques Cloutier	15	14	0
1973-74	Gary Bromley	3	5	3		Darren Eliot	0	0	0
	Roger Crozier	4	5	0	Clint Malarchuk	3	1	1	
	Dave Dryden	23	20	8	Daren Puppa	17	10	6	
	Rocky Farr	2	4	1	Darcy Wakaluk	1	3	0	
1974-75	Gary Bromley	26	11	11	1989-90	Clint Malarchuk	14	11	2
	Roger Crozier	17	2	1		Daren Puppa	31	16	6
	Gerry Desjardins	6	2	1	1990-91	David Littman	0	0	0
	Rocky Farr	0	1	2		Clint Malarchuk	12	14	10
1975-76	Gary Bromley	0	1	0		Daren Puppa	15	11	6
	Roger Crozier	8	2	5	Darcy Wakaluk	4	5	3	
	Gerry Desjardins	29	15	11	1991-92	Tom Draper	10	9	5
	Al Smith	9	3	2		David Littman	0	1	0
1976-77	Gerry Desjardins	31	12	6		Clint Malarchuk	10	13	3
	Don Edwards	16	7	2	Daren Puppa	11	14	4	
	Bob Sauve	1	2	0	1992-93	Tom Draper	5	6	0
	Al Smith	0	3	0		Grant Fuhr	11	15	2
1977-78	Gerry Desjardins	0	1	0		Dominik Hasek	11	10	4
	Don Edwards	38	16	17	Daren Puppa	11	5	4	
	Bob Sauve	6	2	0	1993-94	Grant Fuhr	13	12	3
1978-79	Don Edwards	26	18	9		Dominik Hasek	30	20	6
	Randy Ireland	0	0	0		Grant Fuhr	1	2	0
	Bob Sauve	10	10	7	1994-95	Dominik Hasek	19	14	7
1979-80	Don Edwards	27	9	12		Robb Stauber	2	3	0
	Bob Sauve	20	8	4		1995-96	Martin Biron	0	2
	1980-81	Don Edwards	23	10	12		John Blue	2	2
Bob Sauve		16	10	9	Dominik Hasek		22	30	6
1981-82		Jacques Cloutier	5	1	0	Steve Shields	1	0	0
	Don Edwards	26	23	9	Andrei Trefilov	8	8	1	
	Paul Harrison	2	1	1	1996-97	Dominik Hasek	37	20	10
	Bob Sauve	6	1	5		Steve Shields	3	8	2
1982-83	Jacques Cloutier	10	7	6		Andrei Trefilov	0	2	0
	Phil Myre	3	2	0	1997-98	Dominik Hasek	33	23	13
	Bob Sauve	25	20	7		Steve Shields	3	6	4
1983-84	Tom Barrasso	26	12	3		1998-99	Martin Biron	1	2
	Bob Sauve	22	13	4	Dominik Hasek		30	18	14
1984-85	Tom Barrasso	25	18	10	Dwayne Roloson		6	8	2
	Jacques Cloutier	0	0	1	1999-00	Martin Biron	19	18	2
	Bob Sauve	13	10	3		Dominik Hasek	15	11	6
1985-86	Tom Barrasso	29	24	5		Dwayne Roloson	1	7	3
	Jacques Cloutier	5	9	1	2000-01	Martin Biron	7	7	1
	Daren Puppa	0	2	1		Dominik Hasek	37	24	4

**2001 TO 2014 GOALTENDERS YEARLY WIN/LOSS RECORDS**

YEAR	GOALTENDER	W	L	T/OTL	YEAR	GOALTENDER	W	L	T/OTL
2000-01	Mika Noronen	2	0	0	2008-09	Patrick Lalime	5	13	3
	Peter Skudra	0	0	0		Ryan Miller	34	18	6
2001-02	Martin Biron	31	28	10	2009-10	Mikael Tellqvist	2	1	0
	Bob Essensa	0	5	0		Jhonas Enroth	0	1	0
	Mika Noronen	4	3	1	Patrick Lalime	4	8	2	
2002-03	Martin Biron	17	28	6	2010-11	Ryan Miller	41	18	8
	Ryan Miller	6	8	1		Jhonas Enroth	9	2	2
2003-04	Mika Noronen	4	9	3	2011-12	Patrick Lalime	0	5	0
	Martin Biron	26	18	5		Ryan Miller	34	22	8
	Ryan Miller	0	3	0	Jhonas Enroth	8	11	4	
2005-06	Mika Noronen	11	17	2	2012-13	Drew MacIntyre	0	0	0
	Martin Biron	21	8	3		Ryan Miller	31	21	7
	Ryan Miller	30	14	3	Jhonas Enroth	4	4	1	
2006-07	Mika Noronen	1	2	0	2013-14	Ryan Miller	17	17	5
	Martin Biron	12	4	1		Jhonas Enroth	4	17	5
	Ty Conklin	1	2	0	Matt Hackett	1	6	1	
2007-08	Ryan Miller	40	16	6	Connor Knapp	0	0	1	
	Ryan Miller	36	27	10	Nathan Lieuwen	1	4	0	
	Jocelyn Thibault	3	4	2	Ryan Miller	15	22	3	
					Michal Neuvirth	0	2	0	



**— GAMES PLAYED**

PLAYER	TOTAL
Gilbert Perreault	1,191
Craig Ramsay	1,070
Mike Ramsey	911
Rob Ray	889
Bill Hajt	854
Dave Andreychuk	837
Don Luce	766
Alexei Zhitnik	712
Rick Martin	681
Ric Seiling	664
Mike Foligno	664

**— POINTS**

PLAYER	TOTAL
Gilbert Perreault	1,326
Dave Andreychuk	804
Rick Martin	695
Craig Ramsay	672
Phil Housley	558
Rene Robert	552
Don Luce	527
Mike Foligno	511
Danny Gare	500
Thomas Vanek	497

**— GAME-WINNING GOALS**

PLAYER	TOTAL
Gilbert Perreault	81
Rick Martin	47
Mike Foligno	43
Thomas Vanek	41
Dave Andreychuk	38
Danny Gare	35
Miroslav Satan	33
Craig Ramsay	32
Rene Robert	32
<i>Three players tied</i>	<b>30</b>

**— GOALS**

PLAYER	TOTAL
Gilbert Perreault	512
Rick Martin	382
Dave Andreychuk	368
Danny Gare	267
Thomas Vanek	254
Craig Ramsay	252
Mike Foligno	247
Miroslav Satan	224
Rene Robert	222
Don Luce	216

**— POWER PLAY GOALS**

PLAYER	TOTAL
Dave Andreychuk	161
Gilbert Perreault	128
Rick Martin	112
Thomas Vanek	106
Alexander Mogilny	78
Miroslav Satan	74
Danny Gare	66
Pat LaFontaine	66
Donald Audette	65
Mike Foligno	62

**— GAME-TYING GOALS**

PLAYER	TOTAL
Danny Gare	21
Rick Martin	20
Gilbert Perreault	16
Craig Ramsay	15
Rene Robert	10
Don Luce	10
Mike Foligno	8
Dave Andreychuk	8
Gerry Meehan	7
<i>Two players tied</i>	<b>6</b>

**— ASSISTS**

PLAYER	TOTAL
Gilbert Perreault	814
Dave Andreychuk	436
Craig Ramsay	420
Phil Housley	380
Rene Robert	330
Rick Martin	313
Don Luce	310
Dale Hawerchuk	275
Jason Pominville	271
Derek Roy	266

**— SHORTHANDED GOALS**

PLAYER	TOTAL
Craig Ramsay	27
Don Luce	25
Miroslav Satan	15
Michael Peca	14
Wayne Presley	11
Jason Pominville	10
Curtis Brown	9
Ric Seiling	9
<i>Six players tied</i>	<b>8</b>

**— HAT TRICKS**

PLAYER	TOTAL
Rick Martin	21
Gilbert Perreault	18
Danny Gare	10
Alexander Mogilny	10
Dave Andreychuk	9
Thomas Vanek	8
Pat LaFontaine	6
Miroslav Satan	6
<b>Drew Stafford</b>	<b>6</b>
<i>Two players tied</i>	<b>5</b>

**SHOTS**

PLAYER	TOTAL
Gilbert Perreault	3,079
Rick Martin	2,519
Dave Andreychuk	2,342
Danny Gare	1,783
Don Luce	1,776
Rene Robert	1,754
Thomas Vanek	1,685
Craig Ramsay	1,614
Jason Pominville	1,606
Jochen Hecht	1,602

**PENALTY MINUTES**

PLAYER	TOTAL
Rob Ray	3,189
Mike Foligno	1,450
Larry Playfair	1,392
Brad May	1,323
Matthew Barnaby	1,248
Lindy Ruff	1,126
Jim Schoenfeld	1,025
Mike Ramsey	924
Mike Hartman	890
Jerry Korab	870

**GOALTENDER WINS**

GOALTENDER	TOTAL
Ryan Miller	284
Dominik Hasek	234
Don Edwards	156
Martin Biron	134
Tom Barrasso	124
Bob Sauve	119
Daren Puppa	96
Roger Crozier	74
Gerry Desjardins	66
Jacques Cloutier	50

**SHUTOUTS**

GOALTENDER	TOTAL
Dominik Hasek	55
Ryan Miller	28
Martin Biron	18
Don Edwards	14
Tom Barrasso	13
Roger Crozier	10
Bob Sauve	7
Gerry Desjardins	5
Dave Dryden	5
Daren Puppa	5

**GOALTENDER MINUTES**

GOALTENDER	TOTAL
Ryan Miller	31,661
Dominik Hasek	28,664
Don Edwards	17,969
Martin Biron	16,773
Tom Barrasso	15,426
Bob Sauve	14,063
Daren Puppa	11,759
Roger Crozier	10,980
Jacques Cloutier	7,438
Gerry Desjardins	6,802

**GOALTENDER GAMES**

GOALTENDER	TOTAL
Ryan Miller	540
Dominik Hasek	491
Don Edwards	307
Martin Biron	300
Tom Barrasso	266
Bob Sauve	246
Daren Puppa	215
Roger Crozier	202
Jacques Cloutier	144
Dave Dryden	120



**— MOST GOALS IN A SEASON**

76.....	Alexander Mogilny (1992-93)
56.....	Danny Gare (1979-80)
53.....	Pat LaFontaine (1992-93)
52.....	Rick Martin (1973-74)
52.....	Rick Martin (1974-75)
50.....	Danny Gare (1975-76)
49.....	Rick Martin (1975-76)
46.....	Pat LaFontaine (1991-92)
46.....	Danny Gare (1980-81)
45.....	Rick Martin (1979-80)

**— MOST ASSISTS IN A SEASON**

95.....	Pat LaFontaine (1992-93)
80.....	Dale Hawerchuk (1992-93)
75.....	Dale Hawerchuk (1991-92)
69.....	Gilbert Perreault (1975-76)
66.....	Gilbert Perreault (1979-80)
66.....	Pierre Turgeon (1989-90)
63.....	Daniel Briere (2006-07)
60.....	Rene Robert (1974-75)
60.....	Phil Housley (1989-90)
60.....	Gilbert Perreault (1972-73)

**— MOST POINTS IN A SEASON**

148.....	Pat LaFontaine (1992-93)
127.....	Alexander Mogilny (1992-93)
113.....	Gilbert Perreault (1975-76)
106.....	Gilbert Perreault (1979-80)
106.....	Pierre Turgeon (1989-90)
100.....	Rene Robert (1974-75)
98.....	Dale Hawerchuk (1991-92)
96.....	Dale Hawerchuk (1992-93)
96.....	Gilbert Perreault (1974-75)
95.....	Daniel Briere (2006-07)
95.....	Rick Martin (1974-75)
95.....	Gilbert Perreault (1976-77)

**— MOST POWER PLAY GOALS IN A SEASON**

28.....	Dave Andreychuk (1991-92)
27.....	Alexander Mogilny (1992-93)
23.....	Pat LaFontaine (1991-92)
21.....	Rick Martin (1974-75)
20.....	Thomas Vanek (2008-09)
20.....	Pat LaFontaine (1992-93)
20.....	Dave Andreychuk (1992-93)
19.....	Thomas Vanek (2007-08)
19.....	Pierre Turgeon (1988-89)
19.....	Rick Martin (1971-72)

**— BEST PLUS/MINUS IN A SEASON (40 GP)**

+61.....	Don Luce (1974-75)
+60.....	Jim Schoenfeld (1979-80)
+51.....	Craig Ramsay (1974-75)
+49.....	Danny Gare (1979-80)
+47.....	Bill Hajt (1974-75)
+47.....	Jocelyn Guevremont (1975-76)
+47.....	Thomas Vanek (2006-07)
+44.....	Craig Ramsay (1975-76)
+41.....	Jerry Korab (1974-75)
+40.....	Danny Gare (1974-75)
+40.....	Jim Schoenfeld (1975-76)
+40.....	Tony McKegney (1979-80)
+40.....	John Van Boxmeer (1979-80)

**— MOST SHORTHANDED GOALS IN A SEASON**

8.....	Don Luce (1974-75)
7.....	Craig Ramsay (1974-75)
6.....	Michael Peca (1996-97)
5.....	Michael Peca (1997-98)
5.....	Wayne Presley (1994-95)
5.....	Wayne Presley (1993-94)
5.....	Craig Ramsay (1977-78)
4.....	Dave Snuggerud (1990-91)
4.....	Don Luce (1980-81)
4.....	Curtis Brown (2002-03)

**— MOST GAME-WINNING GOALS IN A SEASON**

11.....	Alexander Mogilny (1992-93)
11.....	Danny Gare (1979-80)
10.....	Pierre Turgeon (1989-90)
9.....	Derek Roy (2008-09)
9.....	Thomas Vanek (2007-08)
9.....	Chris Drury (2006-07)
9.....	Gilbert Perreault (1976-77)
8.....	Michael Peca (1998-99)
8.....	Gilbert Perreault (1974-75)
7.....	15 players tied

**— MOST GAME-TYING GOALS IN A SEASON**

6.....	Danny Gare (1977-78)
4.....	Danny Gare (1978-79)
4.....	Danny Gare (1975-76)
4.....	Rick Martin (1971-72)
3.....	several players tied



**MOST SHOTS IN A SEASON**

360	Alexander Mogilny (1992-93)
337	Dave Andreychuk (1991-92)
327	Rick Martin (1975-76)
320	Rick Martin (1973-74)
306	Pat LaFontaine (1992-93)
303	Danny Gare (1975-76)
301	Rick Martin (1974-75)
299	Rick Martin (1972-73)
274	Danny Gare (1974-75)
273	Rene Robert (1975-76)

**MOST PENALTY MINUTES IN A SEASON**

354	Rob Ray (1991-92)
350	Rob Ray (1990-91)
335	Matthew Barnaby (1995-96)
316	Mike Hartman (1988-89)
309	Brad May (1991-92)
305	Gord Donnelly (1991-92)
295	Brad May (1995-96)
289	Matthew Barnaby (1997-98)
287	Rob Ray (1995-96)
286	Rob Ray (1996-97)

**MOST HAT TRICKS IN A SEASON**

7	Rick Martin (1975-76)
7	Alexander Mogilny (1992-93)
4	Pat LaFontaine (1991-92)
4	Rick Martin (1973-74)
4	Gilbert Perreault (1977-78)
<b>4</b>	<b>Drew Stafford (2010-11)</b>
4	Thomas Vanek (2007-08)
3	Dave Andreychuk (1987-88)
3	Danny Gare (1975-76)
3	Gilbert Perreault (1974-75)
3	Rene Robert (1976-77)
3	Eddie Shack (1970-71)

**BEST SHOOTING PERCENTAGE (50+ GP)**

24.4	Peter McNab (1974-75)
24.2	Mikko Makela (1990-91)
23.1	Yvon Lambert (1981-82)
23.0	Craig Ramsay (1978-79)
22.9	Kevin Maguire (1988-89)
22.7	Pat LaFontaine (1991-92)
22.2	Gilbert Perreault (1979-80)
22.0	Ray Sheppard (1987-88)
21.8	Craig Ramsay (1980-81)
21.4	Gilbert Perreault (1977-78)
21.4	Ric Seiling (1980-81)

**MOST GAMES BY A GOALTENDER**

76	Ryan Miller (2007-08)
72	Martin Biron (2001-02)
72	Don Edwards (1977-78)
72	Dominik Hasek (1997-98)
69	Ryan Miller (2009-10)
67	Dominik Hasek (1996-97)
67	Dominik Hasek (2000-01)
66	Ryan Miller (2010-11)
64	Dominik Hasek (1998-99)
63	Roger Crozier (1971-72)
63	Ryan Miller (2006-07)

**MOST MINUTES BY A GOALTENDER**

4,474	Ryan Miller (2007-08)
4,220	Dominik Hasek (1997-98)
4,209	Don Edwards (1977-78)
4,085	Martin Biron (2001-02)
4,047	Ryan Miller (2009-10)
4,037	Dominik Hasek (1996-97)
3,904	Dominik Hasek (2000-01)
3,829	Ryan Miller (2010-11)
3,817	Dominik Hasek (1998-99)
3,693	Ryan Miller (2006-07)
3,654	Roger Crozier (1971-72)

**MOST WINS BY A GOALTENDER**

41	Ryan Miller (2009-10)
40	Ryan Miller (2006-07)
38	Don Edwards (1977-78)
37	Dominik Hasek (1996-97)
37	Dominik Hasek (2000-01)
36	Ryan Miller (2007-08)
34	Ryan Miller (2008-09)
34	Ryan Miller (2010-11)
33	Dominik Hasek (1997-98)
31	Martin Biron (2001-02)
31	Gerry Desjardins (1976-77)
31	Daren Puppa (1989-90)

**MOST LOSSES BY A GOALTENDER**

34	Roger Crozier (1971-72)
30	Dominik Hasek (1995-96)
28	Martin Biron (2002-03)
28	Martin Biron (2001-02)
27	Ryan Miller (2007-08)
24	Dominik Hasek (2000-01)
24	Tom Barrasso (1985-86)
23	Dominik Hasek (1997-98)
23	Don Edwards (1981-82)
23	Tom Barrasso (1986-87)



**BEST SAVE PERCENTAGE (25+ GP)**

.937	Dominik Hasek (1998-99)
.932	Dominik Hasek (1997-98)
.930	Dominik Hasek (1996-97)
.930	Dominik Hasek (1994-95)
.930	Dominik Hasek (1993-94)
.929	Ryan Miller (2009-10)
.923	Ryan Miller (2013-14)
.921	Dominik Hasek (2000-01)
.920	Martin Biron (2001-02)
.920	Dominik Hasek (1995-96)

**LOWEST GOALS-AGAINST AVG. (25+ GP)**

1.87	Dominik Hasek (1998-99)
1.95	Dominik Hasek (1993-94)
2.09	Dominik Hasek (1997-98)
2.11	Dominik Hasek (2000-01)
2.11	Dominik Hasek (1994-95)
2.21	Dominik Hasek (1999-00)
2.22	Ryan Miller (2009-10)
2.22	Martin Biron (2001-02)
2.27	Dominik Hasek (1996-97)
2.36	Bob Sauve (1979-80)

**MOST SHOTS FACED BY A GOALTENDER**

2,190	Roger Crozier (1971-72)
2,177	Dominik Hasek (1996-97)
2,149	Dominik Hasek (1997-98)
2,098	Ryan Miller (2009-10)
2,011	Dominik Hasek (1995-96)
1,970	Don Edwards (1977-78)
1,964	Ryan Miller (2010-11)
1,886	Ryan Miller (2006-07)
1,877	Dominik Hasek (1998-99)
1,788	Ryan Miller (2011-12)

**MOST GOALS BY A DEFENSEMAN**

31	Phil Housley (1983-84)
29	Phil Housley (1987-88)
26	Phil Housley (1988-89)
21	Phil Housley (1986-87)
21	Phil Housley (1989-90)
19	Phil Housley (1982-83)
18	John Van Boxmeer (1980-81)
16	Phil Housley (1984-85)
15	Phil Housley (1985-86)
15	Alexei Zhitnik (1997-98)

**MOST ASSISTS BY A DEFENSEMAN**

60	Phil Housley (1989-90)
54	John Van Boxmeer (1981-82)
53	Phil Housley (1984-85)
51	John Van Boxmeer (1980-81)
47	Phil Housley (1985-86)
47	Phil Housley (1982-83)
46	Phil Housley (1986-87)
46	Phil Housley (1983-84)
45	Doug Bodger (1992-93)
44	Garry Galley (1995-96)
44	Jerry Korab (1974-75)
44	Phil Housley (1988-89)

**MOST POINTS BY A DEFENSEMAN**

81	Phil Housley (1989-90)
77	Phil Housley (1983-84)
70	Phil Housley (1988-89)
69	Phil Housley (1984-85)
69	John Van Boxmeer (1980-81)
68	John Van Boxmeer (1981-82)
67	Phil Housley (1986-87)
66	Phil Housley (1987-88)
66	Phil Housley (1982-83)
62	Phil Housley (1985-86)

**MOST GOALS BY A ROOKIE**

44	Rick Martin (1971-72)
38	Gilbert Perreault (1970-71)
38	Ray Sheppard (1987-88)
31	Donald Audette (1991-92)
31	Danny Gare (1974-75)
25	Thomas Vanek (2005-06)
22	Peter McNab (1974-75)
22	Christian Ruuttu (1986-87)
22	John Tucker (1984-85)
21	Ales Kotalik (2002-03)
21	Derek Plante (1993-94)

**MOST ASSISTS BY A ROOKIE**

47	Phil Housley (1982-83)
43	Christian Ruuttu (1986-87)
38	Calle Johansson (1987-88)
37	Tyler Myers (2009-10)
36	J.F. Sauve (1981-82)
35	Derek Plante (1993-94)
34	Gilbert Perreault (1970-71)
31	Danny Gare (1974-75)
30	Benoit Hogue (1988-89)
30	Rick Martin (1971-72)

**MOST POINTS BY A ROOKIE**

74.....	Rick Martin (1971-72)
72.....	Gilbert Perreault (1970-71)
66.....	Phil Housley (1982-83)
65.....	Christian Ruutu (1986-87)
65.....	Ray Sheppard (1987-88)
62.....	Danny Gare (1974-75)
56.....	Derek Plante (1993-94)
55.....	J.F. Sauve (1981-82)
<b>49.....</b>	<b>Tyler Ennis (2010-11)</b>
49.....	John Tucker (1984-85)

**MOST PENALTY MINUTES BY A ROOKIE**

309 .....	Brad May (1991-92)
178 .....	Jim Schoenfeld (1972-73)
168 .....	Doug Barrie (1970-71)
162 .....	Kevin Maguire (1987-88)
151 .....	Andrew Peters (2003-04)
120 .....	Benoit Hogue (1988-89)
115 .....	Bob Halkidis (1985-86)
108 .....	Steve Dykstra (1985-86)
106 .....	Matthew Barnaby (1993-94)
104 .....	Bob Boughner (1995-96)



## GAME RESULTS

### GREATEST MARGIN

<b>Winning</b>	12	(14-2 win 12-21-75 vs. Washington)
<b>Losing</b>	9	(11-2 loss 11-7-70 at Montreal) (9-0 loss 3-13-71 at St. Louis) (9-0 loss 10-10-81 at Montreal) (9-0 loss 12-22-87 at Boston) (9-0 loss 11-5-88 at Calgary) (9-0 loss 12-6-88 at Hartford)

### TIE SCORE

<b>Highest</b>	8-8	(1-15-92 at New Jersey)
<b>Lowest</b>	0-0	(11-9-72 vs. California) (10-31-79 at Chicago) (2-5-83 at Quebec) (10-15-86 vs. Montreal) (11-2-96 at Colorado) (12-23-96 at New Jersey) (10-27-98 at N.Y. Rangers) (12-8-99 vs. Ottawa) (1-13-00 at Boston)

## SCORING

### MOST GOALS

<b>For</b>	14	(14-4 win 3-19-81 vs. Toronto) (14-2 win 12-21-75 vs. Washington)
<b>Against</b>	11	(11-2 loss 11-7-70 at Montreal)
<b>Combined</b>	18	(14-4 win 3-19-81 vs. Toronto)

### MOST GOALS IN ONE PERIOD

<b>For</b>	9	(3-19-81 vs. Toronto)
<b>Allowed</b>	7	(11-7-70 at Montreal)
<b>Combined</b>	12	(3-19-81, at Buffalo, 9 and Toronto, 3)

### MOST BUFFALO POINTS

<b>Game</b>	40	(12-21-75 vs. Washington)
<b>Period</b>	23	(12-21-75 vs. Washington) (3-19-81 vs. Toronto)

### MOST POINTS IN ONE PERIOD

<b>Combined</b>	31	(3-19-81, at Buffalo, 23 and Toronto, 8)
-----------------	----	--

### FASTEST TWO GOALS

<b>For</b>	:04	(Lee Fogolin and Don Luce, 10-17-74 vs. California)
<b>Against</b>	:07	(Larry DePalma and Dave Snuggerud, 11-5-92 at San Jose) (Marcel Dionne and Hartland Monahan, 1-11-78 vs. Los Angeles) (Jim Moxey and Wayne Merrick, 2-1-76 at California)
<b>Combined</b>	:04	(Marian Stastny/Que. and Dale McCourt/Buf., 1-2-82 at Quebec)

## SCORING

### FASTEST THREE GOALS

<b>For</b>	:39	(Pat LaFontaine, Wayne Presley and Donald Audette, 3-22-92 at Chicago)
<b>Against</b>	:34	(Danny Gare twice and Bob Manno, 10-26-84 at Detroit)
<b>Combined</b>	:18	(Jim Moxey/Cal., Wayne Merrick/Cal. and Danny Gare/Buf., 2-1-76 at California)

### FASTEST TWO GOALS BY ONE PLAYER

<b>For</b>	:05	(Nathan Gerbe, 1-21-11 vs. NY Islanders)
<b>Against</b>	:10	(Darryl Sittler, 2-19-72 at Toronto)

### FASTEST THREE GOALS BY ONE PLAYER

<b>For</b>	3:49	(Don Luce, 12-22-74 at Washington)
<b>Against</b>	4:55	(Rick Kehoe, 3-10-76 at Pittsburgh)

### FASTEST GOAL FROM OPENING FACEOFF

<b>For</b>	:05	(Alexander Mogilny, 12-21-91 vs. Toronto)
<b>Against</b>	:09	(Yvon Cournoyer, 12-22-73 at Montreal) (Jim Wiemer, 3-27-85 vs. N.Y. Rangers)

### FASTEST BUFFALO GOALS FROM START OF PERIOD

<b>One Goal</b>	:05	(Alexander Mogilny, 12-21-91 vs. Toronto)
<b>Two Goals</b>	:31	(Rene Robert and Rick Martin, 1-10-74 at N.Y. Rangers)

## SHOTS ON GOAL

### SABRES SHOTS

<b>Most</b>	58	(2-2-75 vs. Kansas City)
<b>Fewest</b>	11	(12-3-81 at Boston)

### OPPONENT SHOTS

<b>Most</b>	72	(12-10-70 at Boston)
<b>Fewest</b>	8	(3-21-76 vs. Kansas City)

### SABRES AND OPPONENTS SHOTS COMBINED

<b>Most</b>	100	(12-10-70 vs. Boston)
<b>Fewest</b>	33	(10-15-83 vs. Boston)

### GREATEST MARGIN OF SHOTS FAVORING

<b>Sabres</b>	37	(3-3-82 vs. Hartford, 52-15)
<b>Opp.</b>	44	(12-10-70 vs. Boston, 72-28)

### SABRES SHOTS IN ONE PERIOD

<b>Most</b>	26	(2-25-78 vs. Cleveland)
<b>Fewest</b>	0	(2-19-81 at Montreal) (1-16-99 at Ottawa) (10-7-11 vs. Anaheim)

### SHOTS ALLOWED IN ONE PERIOD

<b>Most</b>	30	(12-10-70 at Boston)
<b>Fewest</b>	0	(3-21-76 vs. Kansas City)

**SHOTS ON GOAL**

**SABRES & OPPONENTS SHOTS COMBINED IN ONE PERIOD**

<b>Most</b>	41	(2-2-75 vs. Kansas City)
<b>Fewest</b>	5	(3-14-72 vs. Minnesota) (12-23-72 vs. Los Angeles) (1-13-74 vs. St. Louis)

**MOST SHOTS IN OVERTIME PERIOD**

<b>Sabres</b>	9	(2-1-00 vs. Anaheim)
<b>Opp.</b>	10	(2-16-96 vs. New Jersey)
<b>Combined</b>	12	(1-12-06 vs. Phoenix)

**PENALTY MINUTES**

**MOST PENALTY MINUTES**

<b>Sabres</b>	188	(3-31-92 at Minnesota)
<b>Opp.</b>	172	(3-31-92 at Minnesota)
<b>Combined</b>	360	(3-31-92 at Minnesota)



## SERVICE

### MOST SEASONS

**Career** 17 Gilbert Perreault (1970-71 to 1986-87)

### MOST GAMES PLAYED OVERALL

**Career** 1,191 Gilbert Perreault (1970-71 to 1986-87)

**Season** 84 Pat LaFontaine (1992-93)

Brad May (1993-94)

Richard Smehlik (1993-94)

Randy Wood (1993-94)

### MOST CONSECUTIVE GAMES PLAYED

**Career** 776 Craig Ramsay (3-27-73 to 2-10-83)

### MOST GAMES PLAYED BY LEFT WING

**Career** 1,070 Craig Ramsay (1971-72 to 1984-85)

**Season** 84 Brad May (1993-94)

Randy Wood (1993-94)

### MOST GAMES PLAYED BY CENTER

**Career** 1,191 Gilbert Perreault (1970-71 to 1986-87)

**Season** 84 Pat LaFontaine (1992-93)

### MOST GAMES PLAYED BY RIGHT WING

**Career** 889 Rob Ray (1989-90-2002-03)

**Season** 82 Ales Kotalik (2005-06)

### MOST GAMES PLAYED BY DEFENSEMAN

**Career** 911 Mike Ramsey (1979-80 to 1992-93)

**Season** 84 Richard Smehlik (1993-94)

## GOALS

### MOST GOALS OVERALL

**Career** 512 Gilbert Perreault (1970-71 to 1986-87)

**Season** 76 Alexander Mogilny (1992-93)

**Game** 5 Dave Andreychuk (2-6-86 at Boston)

### MOST CONSECUTIVE GOAL-SCORING GAMES

**Season** 8 Alexander Mogilny (12-15-92 to 1-3-93)

Mike Foligno (12-28-84 to 1-12-85)

Miroslav Satan (12-19-98 to 1-2-99)

### MOST GOALS BY LEFT WING

**Career** 382 Rick Martin (1971-72 to 1980-81)

**Season** 52 Rick Martin (1973-74; 1974-75)

**Game** 5 Dave Andreychuk (2-6-86 at Boston)

### MOST GOALS BY CENTER

**Career** 512 Gilbert Perreault (1970-71 to 1986-87)

**Season** 53 Pat LaFontaine (1992-93)

**Game** 3 Many times, last Derek Roy (3-9-06 vs. Lightning)

### MOST GOALS BY RIGHT WING

**Career** 267 Danny Gare (1974-75 to 1981-82)

**Season** 76 Alexander Mogilny (1992-93)

## GOALS

### MOST GOALS BY RIGHT WING *(Continued)*

**Game** 4 Alexander Mogilny (2-10-93 at Winnipeg; 2-24-93 vs. Detroit)

Miroslav Satan (2-16-04 vs. Atlanta)

### MOST GOALS BY DEFENSEMAN

**Career** 156 Phil Housley (1982-83 to 1989-90)

**Season** 29 Phil Housley (1987-88)

**Game** 3 Jerry Korab (11-19-78 vs. Minnesota)

Jim Schoenfeld (3-13-81 at Winnipeg)

John Van Boxmeer (11-7-81 at N.Y. Islanders)

Phil Housley (1-23-83 vs. Winnipeg;

1-22-88 vs. New Jersey)

Hannu Virta (3-19-83 at Montreal)

### MOST HAT TRICKS

**Career** 21 Rick Martin (1971-72 to 1980-81)

**Season** 7 Rick Martin (1975-76)

Alexander Mogilny (1992-93)

### MOST 4-OR-MORE GOAL GAMES

**Career** 4 Rick Martin (1971-72 to 1980-81)

**Season** 2 Alexander Mogilny (1992-93)

### MOST GAME-WINNING GOALS

**Career** 81 Gilbert Perreault (1970-71 to 1986-87)

**Season** 11 Danny Gare (1979-80)

Alexander Mogilny (1992-93)

### 20-GOAL SEASON

#### MOST 20-GOAL SEASONS

**Career** 15 Gilbert Perreault (1970-71 to 1972-73; 1974-75 to 1985-86)

#### MOST CONSECUTIVE 20-GOAL SEASONS

**Career** 12 Gilbert Perreault (1974-75 to 1985-86)

### 30-GOAL SEASON

#### MOST 30-GOAL SEASONS

**Career** 10 Gilbert Perreault (1970-71; 1974-75 to 1977-78; 1979-80; 1981-82 to 1984-85)

#### MOST CONSECUTIVE 30-GOAL SEASONS

**Career** 6 Rick Martin (1971-72 to 1976-77)

### 40-GOAL SEASON

#### MOST 40-GOAL SEASONS

**Career** 5 Rick Martin (1971-72; 1973-74 to 1975-76; 1979-80)

#### MOST CONSECUTIVE 40-GOAL SEASONS

**Career** 3 Rick Martin (1973-74 to 1975-76)

### 50-GOAL SEASON

#### MOST 50-GOAL SEASONS

**Career** 2 Danny Gare (1975-76; 1979-80)  
Rick Martin (1973-74 to 1974-75)

#### MOST CONSECUTIVE 50-GOAL SEASONS

**Career** 2 Rick Martin (1973-74 to 1974-75)



## ASSISTS

### MOST ASSISTS OVERALL

<b>Career</b>	814	Gilbert Perreault (1970-71 to 1986-87)
<b>Season</b>	95	Pat LaFontaine (1992-93)
<b>Game</b>	5	Gilbert Perreault (2-1-76 at California; 3-9-80 vs. St. Louis; 1-4-84 vs. Winnipeg) Dale Hawerchuk (1-15-92 at New Jersey) Pat LaFontaine (3-19-92 at Los Angeles; 12-31-92 vs. N.Y. Rangers; 2-10-93 at Winnipeg)

### MOST CONSECUTIVE ASSIST-SCORING GAMES

<b>Season</b>	11	Gilbert Perreault (12-23-84 to 1-13-85)
---------------	----	---

### MOST ASSISTS BY LEFT WING

<b>Career</b>	436	Dave Andreychuk (1982-83 to 1992-93; 2000-01)
<b>Season</b>	51	Dave Andreychuk (1985-86)
<b>Game</b>	5	Dale Hawerchuk (1-15-92 at New Jersey)

### MOST ASSISTS BY CENTER

<b>Career</b>	814	Gilbert Perreault (1970-71 to 1986-87)
<b>Season</b>	95	Pat LaFontaine (1992-93)
<b>Game</b>	5	Gilbert Perreault (2-1-76 at California; 3-9-80 vs. St. Louis; 1-4-84 vs. Winnipeg) Pat LaFontaine (3-19-92 at Los Angeles; 12-31-92 vs. N.Y. Rangers; 2-10-93 at Winnipeg)

### MOST ASSISTS BY RIGHT WING

<b>Career</b>	330	Rene Robert (1971-72 to 1978-79)
<b>Season</b>	60	Rene Robert (1974-75)
<b>Game</b>	4	Several times, last Alexander Mogilny (3-30-95 vs. Ottawa)

### MOST ASSISTS BY DEFENSEMAN

<b>Career</b>	334	Phil Housley (1982-83 to 1989-90)
<b>Season</b>	60	Phil Housley (1989-90)
<b>Game</b>	4	Bill Hajt (11-13-76 vs. N.Y. Rangers) Phil Housley (12-23-89 at Quebec)

## PENALTY MINUTES

### MOST PENALTY MINUTES OVERALL

<b>Career</b>	3,097	Rob Ray (1989-90 to 2001-02)
<b>Season</b>	354	Rob Ray (1991-92)
<b>Game</b>	39	Reg Fleming (10-18-70 vs. Pittsburgh)

### MOST PENALTY MINUTES BY LEFT WING

<b>Career</b>	1,746	Rob Ray (1989-90 to 1995-96)
<b>Season</b>	354	Rob Ray (1991-92)

### MOST PENALTY MINUTES BY CENTER

<b>Career</b>	500	Gilbert Perreault (1970-71 to 1986-87)
<b>Season</b>	120	Benoit Hogue (1988-89)

### MOST PENALTY MINUTES BY RIGHT WING

<b>Career</b>	1,450	Mike Foligno (1981-82 to 1990-91)
<b>Season</b>	335	Matthew Barnaby (1995-96)

## POINTS

### MOST POINTS OVERALL

<b>Career</b>	1,326	Gilbert Perreault (1970-71 to 1986-87)
<b>Season</b>	148	Pat LaFontaine (1992-93)
<b>Game</b>	7	Gilbert Perreault (2-1-76 at California)

### MOST POINT-SCORING GAMES IN SUCCESSION

<b>Season</b>	18	Gilbert Perreault (10-24-71 to 12-4-71)
---------------	----	---

### MOST POINTS BY LEFT WING

<b>Career</b>	804	Dave Andreychuk (1982-83 to 1992-93; 2000-01)
<b>Season</b>	95	Rick Martin (1974-75)
<b>Game</b>	6	Dave Andreychuk (2-6-86 at Boston)

### MOST POINTS BY CENTER

<b>Career</b>	1,326	Gilbert Perreault (1970-71 to 1986-87)
<b>Season</b>	148	LaFontaine (1992-93)
<b>Game</b>	7	Gilbert Perreault (2-1-76 at California)

### MOST POINTS BY RIGHT WING

<b>Career</b>	552	Rene Robert (1971-72 to 1978-79)
<b>Season</b>	127	Alexander Mogilny (1992-93)
<b>Game</b>	6	Jim Lorentz (12-6-73 vs. N.Y. Rangers)

### MOST POINTS BY DEFENSEMAN

<b>Career</b>	490	Phil Housley (1982-83 to 1989-90)
<b>Season</b>	81	Phil Housley (1989-90)
<b>Game</b>	5	John Van Boxmeer (11-7-81 at N.Y. Islanders) Phil Housley (12-23-89 at Quebec)

## SHOTS ON GOAL

### MOST SHOTS ON GOAL OVERALL

<b>Career</b>	2,837	Gilbert Perreault (1970-71 to 1986-87)
<b>Season</b>	360	Alexander Mogilny (1992-93)
<b>Game</b>	12	Rene Robert (4-1-76 vs. Boston) Jim Schoenfeld (12-10-78 vs. Toronto) Mike Foligno (3-3-82 vs. Hartford) Ken Priestley (3-4-88 vs. N.Y. Rangers) Dave Andreychuk (11-13-92 vs. Hartford) Alexander Mogilny (3-16-93 at St. Louis)

### HIGHEST SHOOTING PERCENTAGE

<b>Season (50+ Games)</b>	24.4	Peter McNab (1974-75)
<b>Career (50+ Goals)</b>	18.9	John Tucker (1983-84 to 1990-91)

## PLUS/MINUS

### HIGHEST PLUS/MINUS RATING

<b>Career</b>	+328	Craig Ramsay (1971-72 to 1984-85)
<b>Season</b>	+61	Don Luce (1974-75)



### SPECIAL TEAMS

#### MOST POWER PLAY GOALS

<b>Career</b>	161	Dave Andreychuk (1982-83 to 1992-93; 2000-01)
<b>Season</b>	28	Dave Andreychuk (1991-92)
<b>Game</b>	4	Dave Andreychuk (3-19-92 at Los Angeles)

#### MOST SHORTHANDED GOALS

<b>Career</b>	27	Craig Ramsay (1971-72 to 1984-85)
<b>Season</b>	8	Don Luce (1974-75)
<b>Game</b>	2	Don Luce (12-22-74 at Washington) Bob Sweeney (4-1-95 at N.Y. Islanders) Michael Peca (12-31-97 vs. Ottawa) Alexei Zhitnik (3-19-98 vs. Florida)

### ROOKIE RECORDS

#### MOST GOALS BY ROOKIE

<b>Season</b>	44	Rick Martin (1971-72)
---------------	----	-----------------------

#### MOST ASSISTS BY ROOKIE

<b>Season</b>	47	Phil Housley (1982-83)
---------------	----	------------------------

#### MOST POINTS BY ROOKIE

<b>Season</b>	74	Rick Martin (1971-72)
---------------	----	-----------------------

#### MOST PENALTY MINUTES BY ROOKIE

<b>Season</b>	309	Brad May (1991-92)
---------------	-----	--------------------

#### FASTEST GOAL BY ROOKIE FROM START OF FIRST NHL GAME

<b>Game</b>	:18	(Danny Gare, 10-10-74 vs. Boston)
-------------	-----	-----------------------------------

### GOALTENDERS

#### MOST GAMES PLAYED

<b>Career</b>	500	Ryan Miller (2002-03 to 2012-13)
<b>Season</b>	76	Ryan Miller (2007-08)

#### MOST WINS

<b>Career</b>	269	Ryan Miller (2002-03 to 2012-13)
<b>Season</b>	40	Ryan Miller (2006-07)

#### MOST LOSSES

<b>Career</b>	170	Dominik Hasek (1992-93 to 2000-01)
<b>Season</b>	34	Roger Crozier (1971-72)

#### MOST MINUTES PLAYED

<b>Career</b>	29,277	Ryan Miller (2002-03 to 2012-13)
<b>Season</b>	4,474	Ryan Miller (2007-08)

#### LOWEST GOALS AGAINST AVG.

<b>Career</b>	2.22	Dominik Hasek (1992-93 to 2000-01)
<b>Season</b>	1.87	Dominik Hasek (1998-99)

#### SAVES IN COMPLETE GAME

<b>Most</b>	64	Joe Daley (12-10-70 at Boston)
<b>Fewest</b>	7	Al Smith (3-21-76 vs. Kansas City)

#### MOST SHUTOUTS

<b>Career</b>	55	Dominik Hasek (1992-93 to 2000-01)
<b>Season</b>	13	Dominik Hasek (1997-98)

#### LONGEST SHUTOUT SEQUENCE

<b>Season</b>	221:58	Martin Biron (4:22 of 3rd period at San Jose 1/16/03 to 0:46 of 2nd period at Ottawa 1/25/03)
---------------	--------	---

#### SAVES IN SHUTOUT

<b>Most</b>	43	Ryan Miller (2-29-12 at Anaheim)
<b>Fewest</b>	14	Gary Bromley (12-8-74 vs. Minnesota) Don Edwards (12-10-79 vs. Detroit) Tom Barrasso (12-28-84 vs. Winnipeg; 1-19-85 at Hartford; 4-5-87 vs. Hartford)

#### MOST PENALTY MINUTES

<b>Career</b>	182	Tom Barrasso (1983-84 to 1988-89)
<b>Season</b>	50	Tom Barrasso (1987-88)

#### MOST ASSISTS

<b>Career</b>	17	Tom Barrasso (1983-84 to 1988-89)
<b>Season</b>	6	Tom Barrasso (1984-85)
<b>Game</b>	2	Daren Puppa (12-28-88 vs. Detroit; 1-14-91 at Toronto)

**A**

<b>PLAYER (SEASONS)</b>	<b>GP</b>	<b>G</b>	<b>A</b>	<b>PTS</b>	<b>PIM</b>	<b>UNIF. NO.</b>
<b>Adam, Luke (2010-11–2013-14)</b>	<b>87</b>	<b>15</b>	<b>11</b>	<b>26</b>	<b>32</b>	<b>72</b>
Afinogenov, Maxim (1999-00–2008-09)	569	134	200	334	440	61
Ambroziak, Peter (1994-95)	12	0	1	1	0	12
Anderson, Ron (1970-71–1971-72)	111	14	16	30	63	16
Anderson, Shawn (1986-87–1989-90)	113	6	26	32	66	37
Andersson, Mikael (1985-86–1988-89)	99	4	33	37	18	14
Andrea, Paul (1970-71)	47	11	21	32	4	21
Andreychuk, Dave (1982-83–1992-93; 2000-01)	837	368	436	804	596	25,29,52
Arniel, Scott (1986-87–1989-90)	295	64	74	138	243	9
Astley, Mark (1993-94–1995-96)	75	4	19	23	92	21,33
Atkinson, Steve (1970-71–1973-74)	255	49	47	96	96	19
Audette, Donald (1990-91–1997-98; 2000-01)	421	166	131	297	335	28,45

**B**

<b>PLAYER (SEASONS)</b>	<b>GP</b>	<b>G</b>	<b>A</b>	<b>PTS</b>	<b>PIM</b>	<b>UNIF. NO.</b>
Ball, Terry (1970-71–1971-72)	12	0	1	1	6	21,28
Barnaby, Matthew (1992-93–1998-99)	317	47	79	126	1248	36
Barnes, Stu (1998-99–2002-03)	310	67	105	172	98	41
Barrasso, Tom (1983-84–1988-89)	266	0	17	17	182	30
Barrie, Doug (1970-71–1971-72)	102	6	28	34	213	5
Bartovic, Milan (2002-03–2003-04)	26	2	8	10	18	15
Bernier, Steve (2007-08)	17	3	6	9	2	56
Biron, Martin (1995-96; 1998-99–2006-07)	300	0	5	5	57	00,43
Black, James (1993-94)	2	0	0	0	0	40
Blue, John (1995-96)	5	0	0	0	0	1
Bodger, Doug (1988-89–1995-96)	479	54	233	287	506	8
Boland, Mike (1978-79)	22	1	2	3	29	15
Botterill, Jason (2002-03–2003-04)	36	3	5	8	28	28
Boucher, Philippe (1992-93–1994-95)	65	7	16	23	43	24,4
Boulton, Eric (2000-01–2003-04)	172	5	12	17	511	26
Boughner, Bob (1995-96–1997-98)	177	2	11	13	494	6,46,4
Boyes, Brad (2010-11–2011-12)	86	13	24	37	12	22
Breitenbach, Ken (1975-76–1976-77; 1978-79)	68	1	13	14	49	23,26
Briere, Daniel (2002-03–2006-07)	225	92	138	230	219	48
Bromley, Gary (1973-74–1975-76)	63	0	4	4	4	24,28,29
Brown, Brad (2003-04)	13	0	2	2	12	4
Brown, Curtis (1994-95–2003-04)	542	109	143	252	288	37
Brown, Greg (1990-91; 1992-93)	49	1	3	4	41	15,9
Butler, Chris (2008-09–2010-11)	155	5	31	36	66	34
Brennan, TJ (2011-12–2012-13)	21	2	0	2	12	33
Brydges, Paul (1986-87)	15	2	2	4	6	16
Burrige, Randy (1995-96–1997-98)	159	39	60	99	50	12
Busniuk, Ron (1972-73–1973-74)	6	0	3	3	13	21,24
Byers, Mike (1971-72)	46	9	7	16	12	12
Byron, Paul (2010-11)	8	1	1	2	2	24

**C**

<b>PLAYER (SEASONS)</b>	<b>GP</b>	<b>G</b>	<b>A</b>	<b>PTS</b>	<b>PIM</b>	<b>UNIF. NO.</b>
Campbell, Brian (1999-00–2007-08)	391	32	144	176	113	51
Card, Mike (2006-07)	4	0	0	0	0	33
Carney, Keith (1991-92–1993-94)	51	4	9	13	77	6,26



**C**

<b>PLAYER (SEASONS)</b>	<b>GP</b>	<b>G</b>	<b>A</b>	<b>PTS</b>	<b>PIM</b>	<b>UNIF. NO.</b>
Carriere, Larry (1972-73–1974-75; 1977-78)	206	9	43	52	284	5,23
Ciavaglia, Peter (1991-92–1992-93)	5	0	0	0	0	12
Cloutier, Jacques (1981-82–1982-83; 1984-85–1988-89)	144	0	7	7	29	1,29
Cloutier, Real (1983-84–1984-85)	82	24	36	60	25	8
Conacher, Cory (2013-14)	19	3	3	6	16	88
Conklin, Ty (2006-07)	5	0	0	0	2	35
Conn, Rob (1995-96)	28	2	5	7	18	25
Connolly, Tim (2001-02–2010-11)	464	94	226	320	174	18,19
Corkum, Bob (1989-90; 1991-92–1992-93; 2001-02)	106	10	9	19	73	19,42,29
Creighton, Adam (1983-84–1988-89)	172	40	60	100	196	15,34,38
Crozier, Roger (1970-71–1975-76)	202	0	3	3	24	1
Cunneyworth, Randy (1980-81–1981-82; 1998-99)	35	4	6	10	49	7,19,23,17
Curran, Brian (1990-91–1991-92)	20	0	1	1	57	39,41
Cyr, Paul (1982-83–1987-88)	342	85	111	196	454	8,18

**D**

<b>PLAYER (SEASONS)</b>	<b>GP</b>	<b>G</b>	<b>A</b>	<b>PTS</b>	<b>PIM</b>	<b>UNIF. NO.</b>
D'Agostini, Matt (2013-14)	49	5	6	11	22	27
Daley, Joe (1970-71)	38	0	1	1	12	30
Davis, Mal (1982-83–1985-86)	89	29	22	51	34	25,29
Dawe, Jason (1993-94–1997-98)	290	79	79	158	132	17,43
Deadmarsh, Butch (1970-71–1972-73)	56	2	2	4	39	8,9,16,24
DeGray, Dale (1989-90)	6	0	0	0	6	28
Delmore, Andy (2003-04)	37	2	5	7	29	5
Desjardins, Gerry (1974-75–1977-78)	116	0	1	1	4	30
<b>Deslauriers, Nicolas (2013-14)</b>	<b>17</b>	<b>1</b>	<b>0</b>	<b>1</b>	<b>18</b>	<b>44</b>
Donnelly, Gord (1991-92–1993-94)	134	5	11	16	557	34
Donnelly, Mike (1987-88–1989-90)	74	11	16	27	62	7,16,24
Draper, Tom (1991-92–1992-93)	37	0	3	3	4	35
Drury, Chris (2003-04–2006-07)	234	85	104	189	130	23
Dryden, Dave (1970-71–1973-74)	120	0	2	2	4	28,30
Dudley, Rick (1972-73–1974-75; 1978-79–1980-81)	279	70	94	164	264	9,17
Duff, Dick (1970-71–1971-72)	61	9	15	24	12	8,20
Dumont, J.P. (2000-01–2005-06)	362	102	121	223	218	17
Dunn, Richie (1977-78–1981-82; 1985-86–1988-89)	327	27	105	132	235	3,21,26,29
Dykstra, Steve (1985-86–1987-88)	128	5	23	28	378	4,42

**E**

<b>PLAYER (SEASONS)</b>	<b>GP</b>	<b>G</b>	<b>A</b>	<b>PTS</b>	<b>PIM</b>	<b>UNIF. NO.</b>
Eatough, Jeff (1981-82)	1	0	0	0	0	19
Edwards, Don (1976-77–1981-82)	307	0	11	11	32	1,29
Ehrhoff, Christian (2011-12–2013-14)	192	16	71	87	119	10
Eliot, Darren (1988-89)	2	0	0	0	0	34
<b>Ellis, Matt (2008-09–2013-14)</b>	<b>247</b>	<b>17</b>	<b>22</b>	<b>39</b>	<b>53</b>	<b>37</b>
Engblom, Brian (1985-86)	30	1	4	5	16	28
<b>Ennis, Tyler (2009-10–2013-14)</b>	<b>267</b>	<b>69</b>	<b>97</b>	<b>166</b>	<b>108</b>	<b>63</b>
<b>Enroth, Jhonas (2009-10–2013-14)</b>	<b>81</b>	<b>0</b>	<b>0</b>	<b>0</b>	<b>2</b>	<b>1</b>
Errey, Bob (1992-93)	8	1	3	4	4	12
Essensa, Bob (2001-02)	9	0	0	0	0	31
Evans, Chris (1971-72)	61	6	18	24	98	24

record book 2013.14 **SABRES ALL-TIME INDIVIDUAL SCORING**

**F**

PLAYER (SEASONS)	GP	G	A	PTS	PIM	UNIF. NO.
Farr, Rocky (1972-73–1974-75)	19	0	0	0	2	28,30
Fenyves, Dave (1982-83–1986-87)	148	2	27	29	87	8,31
Ferner, Mark (1986-87; 1988-89)	15	0	3	3	11	28,29
Finley, Joe (2011-12)	5	0	0	0	12	4
Fischer, Ron (1981-82–1982-83)	18	0	7	7	6	6,23,28
Fitzpatrick, Rory (2001-02–2005-06)	157	9	15	24	114	8
Fleming, Reg (1970-71)	78	6	10	16	159	9
<b>Flynn, Brian (2012-13–2013-14)</b>	<b>105</b>	<b>12</b>	<b>12</b>	<b>24</b>	<b>14</b>	<b>65</b>
Fogolin, Lee (1974-75–1978-79; 1986-87)	338	8	70	78	432	5,33
<b>Foligno, Marcus (2011-12–2013-14)</b>	<b>135</b>	<b>18</b>	<b>32</b>	<b>50</b>	<b>132</b>	<b>82</b>
Foligno, Mike (1981-82–1990-91)	664	247	264	511	1450	17
Franceschetti, Lou (1990-91–1991-92)	36	1	8	9	26	15,37,34
Fuhr, Grant (1992-93–1994-95)	64	0	4	4	26	31
Funk, Michael (2006-07–2007-08)	9	0	2	2	0	3

**G**

PLAYER (SEASONS)	GP	G	A	PTS	PIM	UNIF. NO.
Gage, Jody (1985-86; 1987-88; 1991-92)	18	3	3	6	2	12,14,33
Galley, Garry (1994-95–1996-97)	163	15	87	102	193	3
Gardner, Paul (1985-86)	2	0	0	0	0	28
Gare, Danny (1974-75–1981-82)	503	267	233	500	686	18
Gaustad, Paul (2002-03; 2005-06–2011-12)	479	71	110	181	585	60,28
Gerbe, Nathan (2008-09–2012-13)	188	29	43	72	88	42
Gillies, Clark (1986-87–1987-88)	86	15	19	34	132	39,90
Gillis, Jere (1982-83)	3	0	0	0	0	25
Gilmour, Doug (1999-00–2000-01)	82	10	45	55	82	93
<b>Girgensons, Zemgus (2013-14)</b>	<b>70</b>	<b>8</b>	<b>14</b>	<b>22</b>	<b>14</b>	<b>28</b>
Gordiouk, Viktor (1992-93; 1994-95)	26	3	8	11	0	9
Gould, John (1971-72–1973-74; 1979-80)	92	14	12	26	13	17,21,23,24
Goyette, Phil (1970-71–1971-72)	97	18	67	85	20	10
Gragnani, Marc-Andre (2007-08–2008-09; 2011-12)	59	2	13	15	28	17
Grand-Pierre, Jean-Luc (1998-99–1999-00)	27	0	1	1	32	34
Gratton, Chris (1999-00–2002-03)	244	50	81	131	278	77
Gratton, Norm (1972-73–1974-75)	102	15	23	38	30	9,14
Grier, Mike (2003-04–2005-06; 2010-11)	241	23	47	70	58	25
<b>Grigorenko, Mikhail (2012-13–2013-14)</b>	<b>43</b>	<b>3</b>	<b>5</b>	<b>8</b>	<b>2</b>	<b>25</b>
Grosek, Michal (1995-96–1999-00)	308	62	98	160	299	18
Guay, Francois (1989-90)	1	0	0	0	0	43
Guevremont, Jocelyn (1974-75–1978-79)	326	38	130	168	189	3,22

**H**

PLAYER (SEASONS)	GP	G	A	PTS	PIM	UNIF. NO.
<b>Hackett, Matt (2013-14)</b>	<b>8</b>	<b>0</b>	<b>0</b>	<b>0</b>	<b>0</b>	<b>31</b>
Hajdu, Richard (1985-86–1986-87)	5	0	0	0	4	8,28
Hajt, Bill (1973-74–1986-87)	854	42	202	244	433	24
Halkidis, Bob (1985-86–1988-89)	89	2	14	16	315	18,19
Haller, Kevin (1989-90–1991-92)	81	7	23	30	95	7,15
Hamel, Denis (1999-00–2002-03)	130	13	9	22	67	55
Hamel, Gilles (1980-81–1985-86)	365	92	114	206	215	9,17,18
Hamilton, Al (1970-71–1971-72)	145	6	58	64	176	6



**H**

<b>PLAYER (SEASONS)</b>	<b>GP</b>	<b>G</b>	<b>A</b>	<b>PTS</b>	<b>PIM</b>	<b>UNIF. NO.</b>
Hannan, Dave (1991-92–1995-96)	249	23	56	79	206	41,14
Harris, Hugh (1972-73)	60	12	26	38	17	21
Harrison, Paul (1981-82)	6	0	0	0	2	30
Hartman, Mike (1986-87–1990-91)	225	34	25	59	890	20
Hasek, Dominik (1992-93–2000-01)	491	0	13	13	104	39
Hawerchuk, Dale (1990-91–1994-95)	342	110	275	385	204	10
Haworth, Alan (1980-81–1981-82)	106	37	38	75	64	14
Hecht, Jochen (2002-03–2012-13)	613	138	207	345	322	71,55
Hecl, Radoslav (2002-03)	14	0	0	0	2	21
Heinze, Steve (2000-01)	14	5	7	12	8	57
Hess, Bob (1981-82)	33	0	8	8	14	23
Hillier, Randy (1991-92)	28	0	1	1	48	23
Hillman, Larry (1971-72–1972-73)	121	6	35	41	114	5
<b>Hodgson, Cody (2011-12–2013-14)</b>	<b>140</b>	<b>38</b>	<b>48</b>	<b>86</b>	<b>42</b>	<b>19</b>
Hofford, Jim (1985-86–1986-87)	17	0	0	0	45	3,33
Hogue, Benoit (1987-88–1991-92)	196	45	67	112	273	33
Holland, Jason (1998-99–1999-00)	9	0	1	1	8	29,20
Holzinger, Brian (1994-95–1999-00)	352	70	97	167	202	19
Horton, Tim (1972-73–1973-74)	124	1	22	23	109	2
Hospodar, Ed (1987-88)	42	0	1	1	98	24
Houda, Doug (1994-95–1995-96; 1999-00–2002-03)	68	2	5	7	134	20,6
Houlder, Bill (1990-91–1992-93)	32	4	7	11	18	23,37,47
Housley, Phil (1982-83–1989-90)	608	178	380	558	386	6
Huddy, Charlie (1994-95–1996-97)	85	7	9	16	95	22
Hughes, Brent (1995-96)	76	5	10	15	148	17
Hughes, Pat (1985-86)	50	4	9	13	25	26
Hurlbut, Mike (1997-98–1999-00)	5	0	0	0	4	21

**I**

<b>PLAYER (SEASONS)</b>	<b>GP</b>	<b>G</b>	<b>A</b>	<b>PTS</b>	<b>PIM</b>	<b>UNIF. NO.</b>
Inglis, Billy (1970-71)	14	0	1	1	6	8
Ireland, Randy (1978-79)	2	0	0	0	0	30

**J**

<b>PLAYER (SEASONS)</b>	<b>GP</b>	<b>G</b>	<b>A</b>	<b>PTS</b>	<b>PIM</b>	<b>UNIF. NO.</b>
Jackson, Dane (1995-96)	22	5	4	9	41	24,29
Jackson, Jim (1987-88)	5	2	0	2	0	8
James, Val (1981-82)	7	0	0	0	16	26,29,30
Janik, Doug (2002-03–2003-04)	10	0	0	0	21	33
Jennings, Grant (1995-96)	6	0	0	0	28	4
Jillson, Jeff (2003-04–2005-06)	16	0	3	3	23	5,34
Johansson, Calle (1987-88–1988-89)	118	6	49	55	70	3
Jutila, Timo (1984-85)	10	1	5	6	13	4
Juneau, Joe (1998-99)	9	1	1	2	2	90

**K**

<b>PLAYER (SEASONS)</b>	<b>GP</b>	<b>G</b>	<b>A</b>	<b>PTS</b>	<b>PIM</b>	<b>UNIF. NO.</b>
Kaese, Trent (1988-89)	1	0	0	0	0	39
<b>Kaleta, Patrick (2006-07–2013-14)</b>	<b>306</b>	<b>27</b>	<b>24</b>	<b>51</b>	<b>506</b>	<b>36</b>
Kalinin, Dmitri (1999-00–2007-08)	466	34	111	145	289	45

**K**

<b>PLAYER (SEASONS)</b>	<b>GP</b>	<b>G</b>	<b>A</b>	<b>PTS</b>	<b>PIM</b>	<b>UNIF. NO.</b>
Kassian, Zack (2011-12)	27	3	4	7	20	54
Keenan, Larry (1970-71–1971-72)	66	9	20	29	8	21,26
Kennedy, Dean (1989-90–1990-91)	144	6	20	26	172	26
Kennedy, Tim (2008-09–2009-10)	79	10	16	26	50	58, 13
Khmylev, Yuri (1992-93–1995-96)	254	63	87	150	131	13
Knapp, Connor (2013-14)	2	0	1	1	0	49
Konopka, Zenon (2013-14)	23	0	1	1	33	24
Korab, Jerry (1973-74–1979-80; 1983-84–1984-85)	537	67	216	283	870	4,44
Korn, Jim (1986-87)	52	4	10	14	158	4,34
Kotalik, Ales (2001-02–2007-08)	426	114	126	240	267	20,12
Kowal, Joe (1976-77–1977-78)	22	0	5	5	13	27
Kozlov, Vyacheslav (2001-02)	38	9	13	22	16	13
Krake, Skip (1970-71)	74	4	5	9	68	12
Kristek, Jaroslav (2002-03)	6	0	0	0	0	29
Krupp, Uwe (1986-87–1991-92)	327	25	78	103	386	4,40
Kruse, Paul (1997-98–1999-00)	66	4	1	5	206	24,29
Kurvers, Tom (1986-87)	55	6	17	23	24	28

**L**

<b>PLAYER (SEASONS)</b>	<b>GP</b>	<b>G</b>	<b>A</b>	<b>PTS</b>	<b>PIM</b>	<b>UNIF. NO.</b>
Lacombe, Francois (1970-71)	1	0	1	1	2	19
Lacombe, Norm (1984-85–1986-87)	84	12	18	30	46	32
LaFontaine, Pat (1991-92–1996-97)	268	158	227	385	207	16
Lagace, Jean-Guy (1970-71)	3	0	0	0	2	21
Lalime, Patrick (2008-09–2010-11)	47	0	1	1	2	40
Lambert, Yvon (1981-82)	77	25	39	64	38	15
Langevin, Chris (1983-84; 1985-86)	22	3	1	4	22	15
Larson, Reed (1989-90)	1	0	0	0	0	55
<b>Larsson, Johan (2013-14)</b>	<b>28</b>	<b>0</b>	<b>4</b>	<b>4</b>	<b>19</b>	<b>22</b>
Lawson, Danny (1971-72)	78	10	6	16	15	9
Ledyard, Grant (1988-89–1992-93)	240	18	71	89	181	3
Leino, Ville (2012-13–2013-14)	137	10	36	46	32	23
Lemieux, Real (1973-74)	11	1	1	2	4	16
Leopold, Jordan (2010-11–2012-13)	174	25	42	67	78	3
Lever, Don (1985-86–1986-87)	39	10	3	13	10	8,20
<b>Lieuwen, Nathan (2013-14)</b>	<b>7</b>	<b>0</b>	<b>0</b>	<b>0</b>	<b>0</b>	<b>50</b>
Littman, David (1990-91–1991-92)	2	0	0	0	0	1,34
Loewen, Darcy (1989-90–1991-92)	12	0	0	0	14	36
Logan, Bob (1986-87–1987-88)	38	10	5	15	0	26
Lorentz, Jim (1971-72–1977-78)	487	134	197	331	126	8
Luce, Don (1971-72–1980-81)	766	216	310	526	304	14,20
Ludvig, Jan (1987-88–1988-89)	26	1	8	9	104	36
Ludzik, Steve (1989-90)	11	0	1	1	6	14
Lydman, Toni (2005-06–2009-10)	371	14	91	105	311	5

**M**

<b>PLAYER (SEASONS)</b>	<b>GP</b>	<b>G</b>	<b>A</b>	<b>PTS</b>	<b>PIM</b>	<b>UNIF. NO.</b>
MacArthur, Clarke (2006-07–2009-10)	187	41	38	79	127	41
Macdonald, Doug (1992-93–1994-95)	11	1	0	1	2	44
MacIntyre, Drew (2011-12)	2	0	0	0	0	31



**M**

<b>PLAYER (SEASONS)</b>	<b>GP</b>	<b>G</b>	<b>A</b>	<b>PTS</b>	<b>PIM</b>	<b>UNIF. NO.</b>
Maguire, Kevin (1987-88–1989-90)	167	18	25	43	518	19
Mair, Adam (2002-03–2009-10)	498	35	70	105	701	22
Makela, Mikko (1990-91)	60	15	7	22	25	42
Malarchuk, Clint (1988-89–1991-92)	102	0	6	6	41	30
Maloney, Dave (1984-85)	52	1	21	22	41	26
Mancari, Mark (2006-07; 2008-09–2010-11)	36	3	10	13	22	25, 12
Marshall, Don (1970-71)	62	20	29	49	6	22
Martin, Rick (1971-72–1980-81)	681	382	313	695	475	7,8,9
Martin, Terry (1975-76–1978-79)	148	20	22	42	50	25
May, Brad (1991-92–1997-98)	425	67	89	156	1323	10,48,27
McAdam, Gary (1975-76–1978-79; 1982-83)	227	40	45	85	76	12,15,32
McBain, Jamie (2013-14)	69	6	11	17	14	4
<b>McCabe, Jake (2013-14)</b>	<b>7</b>	<b>0</b>	<b>1</b>	<b>1</b>	<b>15</b>	<b>29</b>
McClanahan, Rob (1979-80–1980-81)	66	5	17	22	38	15
<b>McCormick, Cody (2010-11–2013-14)</b>	<b>168</b>	<b>10</b>	<b>19</b>	<b>29</b>	<b>253</b>	<b>8</b>
McCourt, Dale (1981-82–1983-84)	119	41	56	97	22	7
McDonald, Brian (1970-71)	12	0	0	0	29	20
McIntosh, Paul (1974-75–1975-76)	47	0	2	2	66	3
McKay, Ray (1971-72–1972-73)	40	0	3	3	18	22,24
McKee, Jay (1995-96–2005-06)	582	17	81	98	470	38,74
McKegney, Tony (1978-79–1982-83)	363	127	141	268	117	8
McKenna, Sean (1981-82–1985-86)	237	56	53	109	120	12,19,23
McLlwain, Dave (1991-92)	5	0	0	0	2	20
McMahon, Mike (1970-71)	12	0	0	0	0	4
McMorrow, Sean (2002-03)	1	0	0	0	0	23
McNab, Peter (1973-74–1975-76)	154	49	59	108	26	16,22,24
McNabb, Brayden (2011-12; 2013-14)	37	1	7	8	21	81,44
McSheffrey, Bryan (1974-75)	3	0	0	0	0	15
McSween, Don (1987-88; 1989-90)	9	0	1	1	12	32,39
Meehan, Gerry (1970-71–1974-75)	306	94	114	208	60	15
Melanson, Dean (1994-95)	5	0	0	0	4	3
Metcalfe, Scott (1987-88–1989-90)	17	1	2	3	18	12,32,34
Mickey, Larry (1971-72–1974-75)	117	20	14	34	65	12,21
Miller, Brad (1988-89–1991-92)	63	1	4	5	265	42,44
Miller, Ryan (2002-03–2013-14)	540	0	9	9	24	30
Milley, Norm (2001-02–2003-04)	15	0	3	3	8	19
<b>Mitchell, Torrey (2013-14)</b>	<b>9</b>	<b>1</b>	<b>0</b>	<b>1</b>	<b>4</b>	<b>17</b>
Mogilny, Alexander (1989-90–1994-95)	381	211	233	444	203	89
Moller, Mike (1980-81–1984-85)	127	13	27	40	41	9,14,29
Moller, Randy (1991-92–1993-94)	126	5	20	25	296	24
Molloy, Mitch (1989-90)	2	0	0	0	10	40
Mongrain, Bob (1979-80–1981-82; 1983-84–1984-85)	70	11	11	22	12	8,25,32
Montador, Steve (2009-10–2010-11)	151	10	39	49	158	4
Moore, Barrie (1995-96–1996-97)	34	2	6	8	18	38,37
Moore, Dominic (2008-09)	18	1	3	4	23	17
Moravec, David (1999-00)	1	0	0	0	0	64
Morrisonn, Shaone (2010-11)	62	1	4	5	32	27
<b>Moulson, Matt (2013-14)</b>	<b>44</b>	<b>11</b>	<b>18</b>	<b>29</b>	<b>20</b>	<b>26</b>
Muni, Craig (1993-94–1995-96)	160	2	18	20	167	5
Myers, Hap (1970-71)	13	0	0	0	6	25
<b>Myers, Tyler (2009-10–2013-14)</b>	<b>318</b>	<b>41</b>	<b>97</b>	<b>138</b>	<b>195</b>	<b>57</b>
Myre, Phil (1982-83)	5	0	0	0	2	33

**N**

<b>PLAYER (SEASONS)</b>	<b>GP</b>	<b>G</b>	<b>A</b>	<b>PTS</b>	<b>PIM</b>	<b>UNIF. NO.</b>
Napier, Mark (1986-87–1988-89)	128	26	30	56	41	65
Ndur, Rumun (1996-97–1997-98)	3	0	0	0	4	40
<b>Neuvirth, Michal (2013-14)</b>	<b>2</b>	<b>0</b>	<b>0</b>	<b>0</b>	<b>0</b>	<b>34</b>
Nichol, Scott (1995-96; 1997-98)	5	0	0	0	14	45
Niedermayer, Rob (2010-11)	71	5	14	19	22	20
Noris, Joe (1973-74)	18	0	0	0	2	23
Noronen, Mika (2000-01–2005-06)	67	1	0	1	4	35
Novotny, Jiri (2005-06–2006-07)	64	8	8	16	26	13
Numminen, Teppo (2005-06–2008-09)	212	6	80	86	90	27

**O**

<b>PLAYER (SEASONS)</b>	<b>GP</b>	<b>G</b>	<b>A</b>	<b>PTS</b>	<b>PIM</b>	<b>UNIF. NO.</b>
O'Shea, Kevin (1970-71–1971-72)	93	10	13	23	52	18
Omark, Limus (2013-14)	13	0	2	2	6	17
Orlando, Gates (1984-85–1986-87)	98	18	26	44	51	23
Ott, Steve (2012-13–2013-14)	107	18	26	44	148	9

**P-Q**

<b>PLAYER (SEASONS)</b>	<b>GP</b>	<b>G</b>	<b>A</b>	<b>PTS</b>	<b>PIM</b>	<b>UNIF. NO.</b>
Paetsch, Nathan (2005-06–2009-10)	157	7	34	41	108	38
Paiement, Wilf (1986-87)	56	20	17	37	108	27
Paille, Dan (2005-06–2009-10)	195	35	42	77	54	20
Pardy, Adam (2012-13)	17	0	4	4	14	27
Parker, Jeff (1986-87–1989-90)	137	16	19	35	161	28,29
Parrish, Mark (2010-11)	2	0	0	0	0	10
Paslowski, Greg (1990-91)	12	2	1	3	4	12
Patrick, James (1998-99–2003-04)	345	23	51	74	104	3
Patrick, Steve (1980-81–1984-85)	152	21	34	55	125	26
Patterson, Colin (1991-92–1992-93)	88	8	10	18	52	17
Pearson, Scott (1994-95–1995-96)	41	6	1	7	87	33,29
Peca, Michael (1995-96–1999-00)	363	96	121	217	352	27
Perreault, Gil (1970-71–1986-87)	1191	512	814	1326	500	11
Perry, Brian (1970-71)	1	0	0	0	0	19
Peters, Andrew (2003-04–2008-09)	200	4	3	7	557	76
Peterson, Brent (1981-82–1984-85)	265	43	63	106	180	20
Petrenko, Sergei (1993-94)	15	0	4	4	0	15
Pittis, Domenic (1998-99–1999-00; 2003-04)	15	1	0	1	12	83,12,28,38
Plante, Derek (1993-94–1997-98)	354	87	134	221	114	26
Playfair, Larry (1978-79–1985-86; 1988-89–1989-90)	577	24	76	100	1390	27,40
Pominville, Jason (2003-04–2012-13)	578	185	271	456	147	29
Porter, Kevin (2012-13–2013-14)	43	4	6	10	12	12
Pratt, Nolan (2007-08)	55	1	6	7	30	4
Pratt, Tracy (1970-71–1973-74)	210	2	39	41	399	3,4
Presley, Wayne (1991-92–1994-95)	202	48	32	80	297	18
Priestlay, Ken (1986-87–1989-90)	117	25	25	50	59	12,56
Primeau, Wayne (1994-95–1999-00)	225	19	25	44	227	22,76
Puppa, Daren (1985-86–1992-93)	215	0	14	14	30	31,35
Pyatt, Taylor (2001-02–2005-06)	230	38	42	80	131	24
<b>Pysyk, Mark (2012-13–2013-14)</b>	<b>63</b>	<b>2</b>	<b>10</b>	<b>12</b>	<b>16</b>	<b>53,3</b>



**R**

PLAYER (SEASONS)	GP	G	A	PTS	PIM	UNIF. NO.
Ramsay, Craig (1971-72–1984-85)	1070	252	420	672	201	10,25
Ramsey, Mike (1979-80–1992-93)	911	73	256	329	924	5,23
Ramsey, Wayne (1977-78)	2	0	0	0	0	32
Rasmussen, Erik (1997-98–2001-02)	281	33	46	79	179	9
Ray, Rob (1989-90–2002-03)	888	40	50	90	3189	32
Reekie, Joe (1985-86–1988-89)	104	3	15	18	190	27,31,55
Regehr, Robyn (2011-12–2012-13)	105	1	6	7	77	24
Renaud, Mark (1983-84)	10	1	3	4	6	4
Richard, Jacques (1975-76–1976-77; 1978-79)	155	24	38	62	73	9
Richer, Bob (1972-73)	3	0	0	0	0	17
<b>Ristolainen, Rasmus (2013-14)</b>	<b>34</b>	<b>2</b>	<b>2</b>	<b>4</b>	<b>6</b>	<b>55</b>
Rivet, Craig (2008-09–2010-11)	165	4	38	42	237	52
Robert, Rene (1971-72–1978-79)	524	222	330	552	401	7,14,23
Robertson, Geordie (1982-83)	5	1	2	3	7	15
Robitaille, Mike (1971-72–1974-75)	170	8	46	54	122	3
Roloson, Dwayne (1998-99–1999-00)	32	0	0	0	0	30
Rombough, Doug (1972-73–1973-74)	51	8	9	17	27	22
Ronan, Ed (1996-97)	18	1	4	5	11	5
Roy, Derek (2003-04–2011-12)	549	161	266	427	331	9
Ruff, Lindy (1979-80–1988-89)	608	102	183	285	1126	22
<b>Ruhwedel, Chad (2012-13–2013-14)</b>	<b>28</b>	<b>0</b>	<b>1</b>	<b>1</b>	<b>2</b>	<b>5</b>
Russell, Phil (1985-86–1986-87)	18	2	5	7	24	26
Ruutu, Christian (1986-87–1991-92)	438	101	220	331	483	21
Ryan, Michael (2006-07–2007-08)	65	7	6	13	32	37

**S**

PLAYER (SEASONS)	GP	G	A	PTS	PIM	UNIF. NO.
Sanderson, Geoff (1997-98–1999-00)	168	29	36	65	64	80,8
Sarich, Cory (1998-99–1999-00)	46	0	4	4	35	6
Satan, Miroslav (1996-97–2003-04)	578	224	232	456	233	18,81
Sauve, Bob (1976-77–1984-85)	246	0	8	8	20	28
Sauve, Jean-Francois (1980-81–1982-83)	98	24	49	73	67	9,21
Savage, Joel (1990-91)	3	0	1	1	0	38
Savard, Andre (1976-77–1982-83)	467	130	175	305	221	12
Schmautz, Cliff (1970-71)	26	5	7	12	10	7
Schock, Ron (1977-78)	40	4	4	8	0	21
Schoenfeld, Jim (1972-73–1981-82; 1984-85)	584	45	183	228	1025	6,13
Schultz, Dave (1978-79–1979-80)	41	3	3	6	114	21
Scott, John (2012-13–2013-14)	90	1	0	1	194	32
Seiling, Ric (1977-78–1985-86)	664	176	200	376	524	16
Sejba, Jiri (1990-91)	11	0	2	2	8	23
Sekera, Andrej (2006-07–2012-13)	339	17	75	92	102	44
Semenov, Anatoli (1996-97)	25	2	4	6	2	93
Shack, Eddie (1970-71–1971-72)	106	36	31	67	127	23
Shannon, Darrin (1988-89–1991-92)	55	10	14	24	16	16,26
Shannon, Darryl (1995-96–1998-99)	255	12	56	68	240	8,29
Sheppard, Ray (1987-88–1989-90)	159	64	50	114	29	23
Shields, Steve (1995-96–1997-98)	31	0	0	0	23	31
Simon, Todd (1993-94)	15	0	1	1	0	17
Simpson, Craig (1993-94–1994-95)	45	12	15	27	34	17,22
Skudra, Peter (2000-01)	1	0	0	0	0	34

**S**

<b>PLAYER (SEASONS)</b>	<b>GP</b>	<b>G</b>	<b>A</b>	<b>PTS</b>	<b>PIM</b>	<b>UNIF. NO.</b>
Smehlik, Richard (1992-93–1994-95; 1996-97–2001-02)	589	47	135	182	399	42
Smith, Al (1975-76–1976-77)	21	0	0	0	0	31
Smith, Derek (1976-77–1981-82)	244	65	98	163	38	16,17,19,26
Smith, Doug (1985-86–1987-88)	162	35	54	89	296	15
Smith, Floyd (1970-71–1971-72)	83	6	12	18	48	17
Smith, Steve (1988-89)	3	0	0	0	0	24
Snuggerud, Dave (1989-90–1991-92)	215	26	46	72	109	18
Spacek, Jaroslav (2006-07–2008-09)	205	22	76	98	142	6
Spencer, Brian (1973-74–1976-77)	240	42	72	114	206	21
Stewart, Bill (1977-78–1978-79)	81	3	17	20	116	3
<b>Stafford, Drew (2006-07–2013-14)</b>	<b>513</b>	<b>136</b>	<b>162</b>	<b>298</b>	<b>288</b>	<b>21</b>
Stanfield, Fred (1974-75–1977-78)	248	42	73	115	16	17,19
Stauber, Robb (1994-95)	6	0	0	0	0	35
<b>Stewart, Chris (2013-14)</b>	<b>5</b>	<b>0</b>	<b>0</b>	<b>0</b>	<b>6</b>	<b>80</b>
Stuart, Colin (2010-11–2011-12)	5	0	0	0	2	23,15
Suikkanen, Kai (1981-82–1982-83)	2	0	0	0	0	20,23
Sulzer, Alexander (2011-12–2013-14)	57	6	8	14	24	52
Sutton, Ken (1990-91–1994-95)	232	18	60	78	223	41
Svoboda, Petr (1991-92–1994-95)	139	5	49	54	260	7
Sweeney, Bob (1992-93–1994-95)	185	37	44	81	230	20,33
Sylvester, Dean (1998-99)	1	0	0	0	0	46
Szczuchura, Paul (2011-12)	9	1	3	4	4	58

**T-U**

<b>PLAYER (SEASONS)</b>	<b>GP</b>	<b>G</b>	<b>A</b>	<b>PTS</b>	<b>PIM</b>	<b>UNIF. NO.</b>
Talbot, Jean-Guy (1970-71)	57	0	7	7	36	24
Tallinder, Henrik (2001-02–2009-10; 2013-14)	516	22	94	116	312	10,20
Tanti, Tony (1990-91–1991-92)	80	16	23	39	106	19
Taylor, Chris (1999-00–2003-04)	90	8	12	20	32	16
Tellqvist, Mikael (2008-09)	6	0	0	0	0	32
Terbenche, Paul (1970-71–1973-74)	118	2	19	21	20	3,18,23
Thibault, Jocelyn (2007-08)	12	0	0	0	0	35
Thomas, Scott (1992-93–1993-94)	39	3	3	6	23	21
Thorburn, Chris (2005-06)	2	0	1	1	7	47
Tidey, Alex (1976-77–1977-78)	3	0	0	0	0	19,26
Titanic, Morris (1974-75–1975-76)	19	0	0	0	0	19
Torres, Raffi (2009-10)	14	0	5	5	2	17
Trapp, Doug (1986-87)	2	0	0	0	0	19
Trefilov, Andrei (1995-96–1996-97)	25	0	0	0	4	30
Tropp, Corey (2011-12; 2013-14)	43	3	6	9	20	78
Tsygurov, Denis (1993-94–1994-95)	12	0	0	0	12	29
Tsyplakov, Vladimir (1999-00–2000-01)	70	13	20	33	20	29
Tucker, John (1983-84–1990-91)	345	116	154	270	142	7
Turnbull, Travis (2011-12)	3	1	0	1	5	65
Turgeon, Pierre (1987-88–1991-92)	322	122	201	323	119	77

**V**

<b>PLAYER (SEASONS)</b>	<b>GP</b>	<b>G</b>	<b>A</b>	<b>PTS</b>	<b>PIM</b>	<b>UNIF. NO.</b>
Vaive, Rick (1988-89–1991-92)	190	74	62	136	226	12,22
Van Boxmeer, John (1979-80–1982-83)	294	49	166	215	239	4,5



**V****PLAYER (SEASONS)**

	<b>GP</b>	<b>G</b>	<b>A</b>	<b>PTS</b>	<b>PIM</b>	<b>UNIF. NO.</b>
Vanek, Thomas (2005-06–2013-14)	598	254	243	497	362	26
Varada, Vaclav (1995-96–2002-03)	376	46	98	144	326	9,25
<b>Varone, Phil (2013-14)</b>	<b>9</b>	<b>1</b>	<b>1</b>	<b>2</b>	<b>4</b>	<b>84</b>
Verret, Claude (1983-84–1984-85)	14	2	5	7	2	21
Virta, Hannu (1981-82–1985-86)	245	25	101	126	66	3,23

**WY****PLAYER (SEASONS)**

	<b>GP</b>	<b>G</b>	<b>A</b>	<b>PTS</b>	<b>PIM</b>	<b>UNIF. NO.</b>
Wakaluk, Darcy (1988-89; 1990-91)	22	0	0	0	2	35
Walsh, Jim (1981-82)	4	0	1	1	4	28
Ward, Dixon (1995-96–1999-00)	307	56	80	136	169	15,17
Warrener, Rhett (1998-99–2002-03)	266	9	33	42	363	4
Watson, Jim (1970-71–1971-72)	144	4	15	19	248	2
<b>Weber, Mike (2007-08–2008-09; 2011-12–2013-14)</b>	<b>242</b>	<b>7</b>	<b>34</b>	<b>41</b>	<b>309</b>	<b>34,4,6</b>
Wells, Jay (1989-90–1991-92)	85	3	12	15	243	24
Whitmore, Derek (2011-12)	2	0	0	0	0	71
Wiemer, Jim (1983-84–1984-85)	74	8	17	25	52	19
Wilson, Mike (1995-96–1998-99)	231	11	23	34	187	4,34
Wood, Randy (1991-92–1993-94)	236	60	57	117	213	19,15
Woolley, Jason (1997-98–2002-03)	365	40	125	165	258	5
Wyrozub, Randy (1970-71–1973-74)	100	8	10	18	10	14,16,24,26

**Z****PLAYER (SEASONS)**

	<b>GP</b>	<b>G</b>	<b>A</b>	<b>PTS</b>	<b>PIM</b>	<b>UNIF. NO.</b>
<b>Zadorov, Nikita (2013-14)</b>	<b>7</b>	<b>1</b>	<b>0</b>	<b>1</b>	<b>4</b>	<b>61</b>
Zaine, Rod (1971-72)	24	2	1	3	4	14,22
Zhitnik, Alexei (1994-95–2003-04)	712	55	234	289	822	4,44
Zubrus, Dainius (2006-07)	19	4	4	8	12	15

Any player who dressed in at least one Sabres regular season or playoff game in his career is listed. Twelve players have dressed but never played a game for Buffalo: #27 - Tim Regan (1973-74); #31 - Jim Weaver (1978-79); #30 - Jari Paavola (1981-82); #35 - Mike Craig (1984-85); #34 - Kenton Rein (1987-88); #33 - Bill Pye (1992-93); #30 - Markus Ketterer (1993-94 & 1994-95); #68 - Scott Buhler (1996-97); #50 - Michael Leighton (2005-06); #35 - Ryan Vinz (2013-14); #41 - Jaroslav Halak (2013-14); #35 - Andrey Makarov (2013-14).

Michel Deziel is the only Sabre to have played in a playoff game without participating in a regular season game.

**SABRES ALL-TIME GOALTENDER STATS**

GOALTENDER	GP	MIN	GA	SO	GAA	W	L	T/OTL
Barrasso, Tom	266	15,463	843	13	3.28	124	102	28
Biron, Martin	300	16,775	707	18	2.53	134	115	29
Blue, John	5	255	15	0	3.53	2	2	0
Bromley, Gary	63	2,334	184	4	3.20	29	17	14
Cloutier, Jacques	144	7,452	459	1	3.70	50	58	15
Conklin, Ty	5	227	13	0	3.43	1	2	0
Crozier, Roger	202	10,980	591	10	3.23	74	76	29
Daley, Joe	38	2,073	128	1	3.70	12	16	8
Desjardins, Gerry	116	6,802	319	5	2.81	66	30	18
Draper, Tom	37	2,067	116	1	3.37	15	15	5
Dryden, Dave	120	6,440	328	5	3.06	43	45	20
Edwards, Don	307	17,969	869	14	2.90	156	83	61
Eliot, Darren	2	67	7	0	6.27	0	0	0
<b>Enroth, Jhonas</b>	<b>81</b>	<b>4,425</b>	<b>203</b>	<b>3</b>	<b>2.75</b>	<b>25</b>	<b>35</b>	<b>12</b>
Essensa, Bob	9	350	17	0	2.91	0	5	0
Farr, Rocky	19	722	42	0	3.49	2	6	8
Fuhr, Grant	64	3,600	216	2	3.60	25	29	5
<b>Hackett, Matt</b>	<b>8</b>	<b>426</b>	<b>22</b>	<b>0</b>	<b>3.10</b>	<b>1</b>	<b>6</b>	<b>1</b>
Harrison, Paul	6	229	14	0	3.67	2	1	1
Hasek, Dominik	491	28,664	1062	55	2.22	234	172	70
Ireland, Randy	2	30	3	0	6.00	0	0	0
Knapp, Connor	2	77	4	0	3.12	0	0	1
Lalime, Patrick	47	2,516	125	0	2.98	9	26	5
<b>Lieuwen, Nathan</b>	<b>7</b>	<b>363</b>	<b>18</b>	<b>0</b>	<b>2.98</b>	<b>1</b>	<b>4</b>	<b>0</b>
Littman, David	2	96	7	0	4.37	0	1	0
MacIntyre, Drew	2	43	1	0	1.40	0	0	0
Malarchuk, Clint	102	5,692	323	2	3.40	39	39	16
Miller, Ryan	540	31,661	1,370	28	2.60	284	186	57
Myre, Phil	5	300	21	0	4.20	3	2	0
<b>Neuvirth, Michal</b>	<b>2</b>	<b>117</b>	<b>5</b>	<b>0</b>	<b>2.56</b>	<b>0</b>	<b>2</b>	<b>0</b>
Noronen, Mika	67	3,305	153	3	2.78	22	31	6
Puppa, Daren	215	11,763	668	5	3.41	96	68	28
Roloson, Dwayne	32	1,588	74	1	2.79	7	15	5
Sauve, Bob	246	14,063	752	7	3.20	113	76	39
Shields, Steve	31	1,649	80	0	2.91	7	14	6
Skudra, Peter	1	0:27	0	0	0.00	0	0	0
Smith, Al	21	1,105	62	0	3.37	9	6	2
Stauber, Robb	6	317	20	0	3.79	2	3	0
Tellqvist, Mikael	6	229	9	0	2.35	2	1	0
Thibault, Jocelyn	12	507	28	2	3.31	3	4	2
Trefilov, Andrei	25	1,253	74	0	3.54	8	10	1
Wakaluk, Darcy	22	844	50	0	3.55	5	8	3



**SABRES ALL-TIME POWER PLAY AND PENALTY KILLING**

Year	PP Opp.	PPG	PP%	Rank	TS	PPGA	PK%	Rank	SHG	SHGA
1970-71	298	56	18.8	6	302	56	81.5	9	5	12
1971-72	308	57	18.5	8	281	56	80.1	8	1	7
1972-73	270	52	19.2	7	241	35	85.5	2	5	5
1973-74	256	48	18.5	8	237	42	82.3	3	5	12
1974-75	303	83	27.4	3	326	56	82.8	4	17	5
1975-76	287	73	25.4	5	304	51	83.2	5	6	8
1976-77	262	60	22.9	4	274	38	86.1	2	6	7
1977-78	234	52	22.2	7	218	31	85.8	1	7	3
1978-79	267	55	20.6	13	258	55	78.7	8	9	4
1979-80	275	67	24.4	T-5	252	43	82.9	3	2	4
1980-81	310	73	23.5	10	268	44	83.6	1	9	10
1981-82	301	63	20.9	17	281	57	79.9	6	4	10
1982-83	311	67	21.5	16	274	48	82.5	2	12	9
1983-84	329	71	21.6	11	277	50	81.9	3	11	14
1984-85	322	76	23.6	T-7	295	52	82.4	T-1	9	5
1985-86	351	72	20.5	16	342	66	80.7	T-5	12	14
1986-87	364	68	18.7	17	355	86	75.8	18	5	9
1987-88	464	80	17.2	18	439	95	78.1	15	8	13
1988-89	380	78	20.5	13	410	86	79.0	12	7	12
1989-90	358	79	22.1	9	351	58	83.5	1	7	7
1990-91	400	73	18.3	14	367	62	83.1	5	15	8
1991-92	466	105	22.5	1	424	91	78.5	17	8	11
1992-93	467	95	20.3	10	437	72	83.5	T-2	13	17
1993-94	424	96	22.6	2	380	58	84.7	T-1	21	8
1994-95	242	45	18.6	11	220	32	85.5	3	13	7
1995-96	477	76	15.9	T-20	461	74	83.9	6	10	12
1996-97	326	43	13.2	26	364	59	83.8	13	16	4
1997-98	396	51	12.9	T-19	413	65	84.3	18	15	12
1998-99	363	49	13.5	21	399	55	86.2	7	6	7
1999-00	351	37	10.5	28	361	54	85.0	13	8	10
2000-01	373	60	16.1	T-17	334	40	88.0	1	6	5
2001-02	375	50	13.3	27	304	41	86.5	4	7	6
2002-03	354	51	14.4	20	363	53	85.4	6	8	11
2003-04	367	58	15.8	T-19	348	53	84.8	11	7	9
2005-06	477	101	21.2	3	439	59	86.6	2	10	17
2006-07	407	71	17.4	T-17	386	72	81.4	20	8	13
2007-08	366	66	18.0	14	333	56	83.2	T-10	9	8
2008-09	358	75	20.9	7	336	61	81.8	14	7	5
2009-10	313	55	17.6	17	284	38	86.6	2	4	3
2010-11	279	54	19.4	9	300	51	83.0	13	2	13
2011-12	258	44	17.0	T-16	257	47	81.7	19	5	7
2012-13	163	23	14.1	29	178	37	79.2	26	7	7
2013-14	256	36	14.1	29	274	51	81.4	20	5	5

PPG - Power Play Goals For  
 PPGA - Power Play Goals Against  
 TS - Times Shorthanded

Rank - Overall NHL Ranking  
 SHG - Shorthanded Goals For  
 SHGA - Shorthanded Goals Against

**2005-06 (5-5)**

<b>DATE</b>	<b>GDG</b>	<b>LOSING GOALIE</b>	<b>SCORE</b>
Oct. 13, 2005	Daniel Briere	John Grahame	BUF 4 at TBL 3
Nov. 22, 2005	Jaromir Jagr	Martin Biron	NYR 3 at BUF 2
Nov. 23, 2005	Ales Kotalik	Rick DiPietro	BUF 4 at NYI 3
Dec. 19, 2005	Maxim Afinogenov	Antero Niittymaki	BUF 2 at PHI 1
Dec. 29, 2005	Mats Sundin	Martin Biron	BUF 3 at TOR 4
Jan. 12, 2006	Geoff Sanderson	Martin Biron	PHX 2 at BUF 1
Feb. 4, 2006	Thomas Vanek	Dominik Hasek	OTT 1 at BUF 2
Feb. 12, 2006	Eric Staal	Ryan Miller	BUF 3 at CAR 4
Mar. 27, 2006	Petr Sykora	Ryan Miller	BUF 4 at NYR 5
Apr. 3, 2006	Maxim Afinogenov	J-S Aubin	BUF 3 at TOR 2

**2006-07 (10-4)**

<b>DATE</b>	<b>GDG</b>	<b>LOSING GOALIE</b>	<b>SCORE</b>
Oct. 4, 2006	Daniel Briere	Cam Ward	BUF 3 at CAR 2
Oct. 6, 2006	Maxim Afinogenov	Cristobal Huet	MTL 4 at BUF 5
Oct. 13, 2006	Ales Kotalik	Dominik Hasek	BUF 3 at DET 2
Oct. 28, 2006	Slava Kozlov	Ryan Miller	ATL 5 at BUF 4
Nov. 2, 2006	Ales Kotalik	Tim Thomas	BUF 5 at BOS 4
Dec. 1, 2006	Daniel Briere	Kevin Weekes	NYR 3 at BUF 4
Dec. 9, 2006	Thomas Vanek	Cristobal Huet	BUF 3 at MTL 2
Jan. 15, 2007	Marco Sturm	Ryan Miller	BUF 2 at BOS 3
Jan. 19, 2007	Ales Kotalik	Dany Sabourin	VAN 3 at BUF 4
Feb. 6, 2007	Daniel Briere	Kari Lehtonen	BUF 4 at ATL 3
Feb. 10, 2007	Ales Kotalik	Miikka Kiprusoff	CGY 2 at BUF 3
Feb. 17, 2007	Petr Tenkrat	Ryan Miller	BOS 4 at BUF 3
Feb. 22, 2007	Drew Stafford	Martin Gerber	OTT 5 at BUF 6
Mar. 13, 2007	Sidney Crosby	Ryan Miller	BUF 4 at PIT 5

**2007-08 (4-9)**

<b>DATE</b>	<b>GDG</b>	<b>LOSING GOALIE</b>	<b>SCORE</b>
Dec. 22, 2007	Ales Kotalik	Martin Biron	BUF 6 at PHI 5
Dec. 28, 2007	Zach Parise	Ryan Miller	BUF 1 at NJD 2
Jan. 1, 2008	Sidney Crosby	Ryan Miller	PIT 2 at BUF 1
Jan. 8, 2008	Patrik Elias	Ryan Miller	BUF 1 at NJD 2
Jan. 10, 2008	Dean McAmmond	Jocelyn Thibault	BUF 2 at OTT 3
Jan. 12, 2008	Zach Parise	Ryan Miller	NJD 3 at BUF 2
Feb. 1, 2008	Eric Perrin	Jocelyn Thibault	BUF 4 at ATL 5
Feb. 6, 2008	Drew Stafford	Martin Brodeur	NJD 2 at BUF 3
Feb. 8, 2008	Phil Kessel	Ryan Miller	BOS 3 at BUF 2
Feb. 25, 2008	Daniel Briere	Ryan Miller	PHI 4 at BUF 3
Mar. 10, 2008	Scott Gomez	Ryan Miller	NYR 3 at BUF 2
Mar. 27, 2008	Derek Roy	Martin Gerber	BUF 4 at OTT 3
Apr. 1, 2008	Maxim Afinogenov	Andrew Raycroft	BUF 4 at TOR 3

**2008-09 (8-5)**

<b>DATE</b>	<b>GDG</b>	<b>LOSING GOALIE</b>	<b>SCORE</b>
Oct. 10, 2008	Ales Kotalik	Carey Price	MTL 1 at BUF 2
Oct. 18, 2008	Slava Kozlov	Patrick Lalime	BUF 2 at ATL 3
Oct. 21, 2008	Thomas Vanek	Manny Fernandez	BOS 2 at BUF 3
Oct. 25, 2008	Ryan Smyth	Ryan Miller	BUF 1 at COL 2



**2008-09 (8-5)**

<b>DATE</b>	<b>GDG</b>	<b>LOSING GOALIE</b>	<b>SCORE</b>
Dec. 27, 2008	Ales Kotalik	Joey MacDonald	NYI 3 at BUF 4
Jan. 9, 2009	Ales Kotalik	Stephen Valliquette	NYR 1 at BUF 2
Jan. 15, 2009	Jason Pominville	Marty Turco	BUF 5 at DAL 4
Jan. 19, 2009	Ales Kotalik	Tomas Vokoun	BUF 3 at FLA 2
Feb. 7, 2009	Mike Fisher	Ryan Miller	BUF 2 at OTT 3
Feb 13, 2009	Derek Roy	Evgeni Nabokov	SJS 5 at BUF 6
Feb. 26, 2009	Jussi Jokinen	Patrick Lalime	BUF 1 at CAR 2
Mar. 14, 2009	Brett Sterling	Patrick Lalime	ATL 4 at BUF 3
Mar. 28, 2009	Toni Lydman	Carey Price	BUF 4 at MTL 3

**2009-10 (4-6)**

<b>DATE</b>	<b>GDG</b>	<b>LOSING GOALIE</b>	<b>SCORE</b>
Oct. 24, 2009	Tyler Myers	Mike Smith	BUF 3 at TBL 2
Nov. 13, 2009	Jason Pominville	Miikka Kiprusoff	CGY 1 at BUF 2
Dec. 19, 2009	Kris Letang	Patrick Lalime	PIT 2 at BUF 1
Dec. 26, 2009	Alexei Kovalev	Ryan Miller	OTT 3 at BUF 2
Jan. 9, 2010	Matt Hendricks	Patrick Lalime	COL 4 at BUF 3
Jan. 16, 2010	Trent Hunter	Ryan Miller	BUF 2 at NYR 3
Jan. 21, 2010	Dustin Brown	Ryan Miller	BUF 3 at LAK 4
Jan. 27, 2010	Jochen Hecht	Martin Brodeur	NJD 1 at BUF 2
Feb. 9, 2010	David Krejci	Ryan Miller	BOS 3 at BUF 2
Mar. 24, 2010	Jason Pominville	Carey Price	MON 2 at BUF 3

**2010-11 (5-1)**

<b>DATE</b>	<b>GDG</b>	<b>LOSING GOALIE</b>	<b>SCORE</b>
Nov. 6, 2010	Tyler Ennis	J-S Giguere	BUF 3 at TOR 2
Nov. 10, 2010	Derek Roy	Johan Hedberg	BUF 5 at NJD 4
Dec. 4, 2010	Thomas Vanek	Brian Elliot	BUF 1 at OTT 0
Jan. 1, 2011	Tyler Ennis	Tim Thomas	BOS 6 at BUF 7
Feb. 15, 2011	Jochen Hecht	Carey Price	BUF 3 at MTL 2
Feb. 26, 2011	Pavel Datsyuk	Ryan Miller	DET 3 at BUF 2

**2011-12 (7-7)**

<b>DATE</b>	<b>GDG</b>	<b>LOSING GOALIE</b>	<b>SCORE</b>
Nov. 5, 2011	Derek Roy	Craig Anderson	BUF 3 at OTT 2
Nov. 14, 2011	Brad Boyes	Carey Price	BUF 3 at MTL 2
Nov. 23, 2011	Benoit Pouliot	Jhonas Enroth	BOS 4 at BUF 3
Dec. 31, 2011	Bobby Butler	Jhonas Enroth	OTT 3 at BUF 2
Jan. 24, 2012	Nathan Gerbe	Martin Brodeur	BUF 2 at NJD 1
Feb. 1, 2012	Ryan Callahan	Ryan Miller	NYR 1 at BUF 0
Feb. 4, 2012	Brad Boyes	Al Montoya	BUF 4 at NYI 3
Feb. 10, 2012	Nathan Gerbe	Kari Lehtonen	DAL 2 at BUF 3
Feb. 17, 2012	Max Pacioretty	Ryan Miller	MTL 4 at BUF 3
Feb. 24, 2012	Derek Roy	Tuukka Rask	BOS 1 at BUF 2
Mar. 10, 2012	Tyler Ennis	Ben Bishop	BUF 4 at OTT 3
Mar. 14, 2012	Peter Mueller	Ryan Miller	COL 5 at BUF 4
Mar. 17, 2012	Dmitry Kulikov	Ryan Miller	BUF 2 at FLA 3
Apr. 7, 2012	Patrice Bergeron	Jhonas Enroth	BUF 3 at BOS 4

**2012-13 (7-4)**

<b>DATE</b>	<b>GDG</b>	<b>LOSING GOALIE</b>	<b>SCORE</b>
Feb. 7, 2013	Jason Pominville	Peter Budaj	MTL 4 at BUF 5
Feb. 28, 2013	Thomas Vanek	Jose Theodore	BUF 4 at FLA 3
Mar. 2, 2013	Jason Pominville	Johan Hedberg	NJD 3 at BUF 4
Mar. 3, 2013	Rick Nash	Ryan Miller	BUF 2 at NYR 3
Mar. 7, 2013	David Clarkson	Ryan Miller	BUF 2 at NJD 3
Mar. 21, 2013	<b>Steve Ott</b>	<b>James Reimer</b>	<b>TOR 4 at BUF 5</b>
Mar. 28, 2013	Mike Santorelli	Ryan Miller	BUF 3 at FLA 5
Mar. 30, 2013	Matt Hendricks	Jhonas Enroth	WSH 4 at BUF 3
Apr. 7, 2013	<b>Nathan Gerbe</b>	<b>Martin Brodeur</b>	<b>NJD 2 at BUF 3</b>
Apr. 17, 2013	<b>Drew Stafford</b>	Anton Khudobin	BUF 3 at BOS 2
Apr. 26, 2013	Thomas Vanek	Evgeni Nabokov	NYI 1 at BUF 2

**2013-14 (7-5)**

<b>DATE</b>	<b>GDG</b>	<b>LOSING GOALIE</b>	<b>SCORE</b>
Oct. 15, 2013	Tyler Ennis	Evgeni Nabokov	BUF 4 at NYI 3
Nov. 5, 2013	Cody Hodgson	Antti Niemi	BUF 5 at SJS 4
Nov. 12, 2013	Matt Moulson	Ben Scrivens	LAK 2 at BUF 3
Dec. 10, 2013	Zemgus Girgensons	Robin Lehner	OTT 1 at BUF 2
Dec. 27, 2013	Joffrey Lupul	Ryan Miller	BUF 3 at TOR 4
Dec. 29, 2013	<b>Steve Ott</b>	<b>Philipp Grubauer</b>	<b>WSH 1 at BUF 2</b>
Jan. 9, 2014	Brad Boyes	Jhonas Enroth	FLA 2 at BUF 1
Jan. 12, 2014	<b>Cody Hodgson</b>	<b>Philipp Grubauer</b>	<b>BUF 2 at WSH 1</b>
Jan. 15, 2014	Joffrey Lupul	Ryan Miller	BUF 3 at TOR 4
Jan. 18, 2014	Ryan Johansen	Ryan Miller	CBJ 4 at BUF 3
Apr. 1, 2014	<b>Ville Leino</b>	<b>Cory Schneider</b>	<b>NJD 2 at BUF 3</b>
Apr. 13, 2014	Brock Nelson	Connor Knapp	NYI 4 at BUF 3



**ALL-TIME BUFFALO SHOOTERS**

SHOOTER	GOALS	ATTEMPTS	PCT	GDG
Thomas Vanek	20	54	37.0	6
Ales Kotalik	18	36	50.0	9
Jason Pominville	18	47	38.3	5
Drew Stafford	13	40	32.5	3
Derek Roy	10	29	34.5	5
Tyler Ennis	9	27	33.3	4
Daniel Briere	8	18	44.4	4
Maxim Afinogenov	6	14	42.9	4
Brad Boyes	5	12	41.7	2
Jochen Hecht	4	8	50.0	2
Nathan Gerbe	4	9	44.4	3
Matt Moulson	4	9	44.4	1
Tim Connolly	4	23	17.4	1
Steve Ott	3	6	50.0	2
Cody Hodgson	2	10	20.0	2
Toni Lydman	1	1	100.0	1
Brian Flynn	1	3	33.3	0
Henrik Tallinder	1	3	33.3	0
Zemgus Girgensons	1	4	25.0	1
Ville Leino	1	4	25.0	1
Tyler Myers	1	4	25.0	1
Luke Adam	0	1	0.0	0
Steve Bernier	0	1	0.0	0
Paul Byron	0	1	0.0	0
Cory Conacher	0	1	0.0	0
Patrick Kaleta	0	1	0.0	0
Tim Kennedy	0	1	0.0	0
Jordan Leopold	0	1	0.0	0
Adam Mair	0	1	0.0	0
Dainius Zubrus	0	1	0.0	0
Matt D'Agostini	0	2	0.0	0
Chris Drury	0	2	0.0	0
Marcus Foligno	0	2	0.0	0
Linus Omark	0	2	0.0	0
Clarke MacArthur	0	7	0.0	0

**ALL-TIME BUFFALO GOALTENDERS**

GOALTENDER	GA	SA	SV%	W-L
Ryan Miller	81	277	.708	49-31
Jhonas Enroth	16	46	.652	5-5
Martin Biron	5	12	.583	2-3
Nathan Lieuwen	2	9	.778	1-0
Connor Knapp	1	2	.500	0-1
Jocelyn Thibault	3	10	.700	0-2
Patrick Lalime	9	23	.609	0-4
Mika Noronen	1	1	.000	---

**Most wins in a season:** 10 (2006-07)

**Fewest losses in a season:** 1 (2010-11)

**Most shootouts:** 14 (2006-07, 2011-12)

**Longest shootout:** 11 rounds/22 shooters (1/9/10 vs. Colorado)



WE ARE HOCKEY  
WE ARE BUFFALO

2014-15 BUFFALO SABRES  
PLAYOFFS





playoffs **SABRES ALL-TIME PLAYOFF SCORING**

**A**

PLAYER	GP	G	A	PTS	PIM
Afinogenov, Maxim	49	10	13	23	22
Anderson, Shawn	5	0	1	1	4
Andersson, Mikael	1	1	0	1	0
Andreychuk, Dave	54	13	22	35	36
Arniel, Scott	16	2	1	3	13
Astley, Mark	2	0	0	0	0
Audette, Donald	61	15	23	38	36
Atkinson, Steve	1	0	0	0	0

**B**

PLAYER	GP	G	A	PTS	PIM
Barnaby, Matthew	27	7	11	18	79
Barnes, Stu	39	14	7	21	10
Barrasso, Tom	12	0	0	0	9
Bodger, Doug	42	6	18	24	25
Boland, Michael	3	1	0	1	2
Boucher, Philippe	7	1	1	2	2
Boughner, Bob	25	0	5	5	24
Boyes, Brad	7	1	0	1	0
Breitenbach, Ken	8	0	1	1	4
Briere, Daniel	34	11	23	34	28
Brown, Curtis	52	14	11	25	34
Burridge, Randy	12	5	1	6	2
Butler, Chris	7	0	1	1	10

**C**

PLAYER	GP	G	A	PTS	PIM
Campbell, Brian	34	3	10	13	26
Carney, Keith	15	0	6	6	6
Carriere, Larry	23	0	3	3	40
Cloutier, Jacques	4	0	0	0	0
Cloutier, Real	2	0	0	0	0
Connolly, Tim	36	5	18	23	8
Corkum, Bob	14	2	0	2	6
Crozier, Roger	9	0	1	1	2
Cunneyworth, Randy	3	0	0	0	0
Cyr, Paul	18	3	6	9	21

**D**

PLAYER	GP	G	A	PTS	PIM
Davis, Mal	7	1	0	1	0
Dawe, Jason	22	4	3	7	18
Desjardins, Gerry	25	0	0	0	4
Deziel, Michel	1	0	0	0	0
Donnelly, Gord	6	0	1	1	0
Draper, Tom	7	0	0	0	0
Drury, Chris	34	17	14	31	12
Dryden, Dave	2	0	0	0	0
Dudley, Rick	25	7	2	9	69

**D**

PLAYER	GP	G	A	PTS	PIM
Dumont, J.P.	31	11	10	21	22
Dunn, Richie	27	2	14	16	16

**E**

PLAYER	GP	G	A	PTS	PIM
Edwards, Don	31	0	0	0	7
Ellis, Matt	4	1	0	1	0
Ennis, Tyler	13	3	5	8	4
Enroth, Jhonas	1	0	0	0	0
Errey, Bob	4	0	1	1	10

**F**

PLAYER	GP	G	A	PTS	PIM
Fenyves, Dave	11	0	0	0	9
Fitzpatrick, Rory	11	0	4	4	16
Fogolin, Lee	30	0	6	6	58
Foligno, Mike	39	13	11	24	143
Franceschetti, Lou	6	1	0	1	2
Fuhr, Grant	8	0	0	0	2

**G**

PLAYER	GP	G	A	PTS	PIM
Galley, Garry	17	0	9	9	18
Gare, Danny	58	23	21	44	147
Gaustad, Paul	38	0	8	8	37
Gerbe, Nathan	9	3	1	4	18
Gillies, Clark	5	0	1	1	25
Gilmour, Doug	18	2	5	7	12
Gragnani, Marc-Andre	7	1	6	7	4
Grand-Pierre, Jean-Luc	4	0	0	0	4
Gratton, Chris	18	6	5	11	14
Gratton, Norm	6	0	1	1	2
Grier, Mike	31	5	6	11	4
Grosek, Michal	40	9	11	20	64
Guevremont, Jocelyn	40	4	17	21	18

**H-I**

PLAYER	GP	G	A	PTS	PIM
Hajt, Bill	80	2	16	18	70
Halkidis, Bob	8	0	0	0	41
Haller, Kevin	6	1	4	5	10
Hamel, Gilles	18	2	5	7	8
Hannan, Dave	27	4	3	7	28
Harris, Hugh	3	0	0	0	0
Harrison, Paul	1	0	0	0	0
Hartman, Mike	19	0	0	0	104
Hasek, Dominik	68	0	2	2	24
Hawerchuk, Dale	30	9	25	34	16

playoffs **SABRES ALL-TIME PLAYOFF SCORING**

**\_ H-I**

PLAYER	GP	G	A	PTS	PIM
Haworth, Alan	10	4	5	9	4
Hecht, Jochen	32	6	8	14	18
Heinze, Steve	13	3	4	7	10
Hess, Robert	1	1	0	1	0
Hillman, Larry	6	0	0	0	8
Hogue, Benoit	13	3	1	4	37
Holland, Jason	1	0	0	0	0
Holzinger, Brian	52	11	18	29	61
Horton, Tim	6	0	1	1	4
Houlder, Bill	8	0	2	2	4
Housley, Phil	35	10	17	27	22
Huddy, Charlie	3	0	0	0	0

**\_ J**

PLAYER	GP	G	A	PTS	PIM
James, Val	3	0	0	0	0
Janik, Doug	5	1	0	1	2
Jillson, Jeff	4	0	0	0	0
Johansson, Calle	6	0	1	1	0
Juneau, Joe	20	3	8	11	10

**\_ K**

PLAYER	GP	G	A	PTS	PIM
Kaleta, Patrick	12	2	3	5	28
Kalinin, Dmitri	37	2	7	9	20
Kennedy, Dean	8	1	2	3	29
Kennedy, Tim	6	1	2	3	4
Khmylev, Yuri	20	7	5	12	20
Korab, Jerry	46	7	14	21	69
Kotalik, Ales	34	6	9	15	16
Kowal, Joe	2	0	0	0	0
Krupp, Uwe	23	1	2	3	29
Kruse, Paul	11	1	0	1	8

**\_ L**

PLAYER	GP	G	A	PTS	PIM
LaFontaine, Pat	19	12	15	27	6
Lambert, Yvon	4	3	0	3	2
Ledyard, Grant	19	4	5	9	20
Leopold, Jordan	5	0	1	1	4
Lorentz, Jim	37	11	9	20	22
Luce, Don	62	17	19	36	46
Lydman, Toni	40	3	7	10	38

**\_ M**

PLAYER	GP	G	A	PTS	PIM
Maguire, Kevin	10	0	0	0	86
Mair, Adam	25	2	5	7	14
Malarchuk, Clint	5	0	1	1	2

**\_ M**

PLAYER	GP	G	A	PTS	PIM
Maloney, Dave	1	0	0	0	0
Mancari, Mark	1	0	0	0	0
Martin, Rick	62	24	29	53	74
Martin, Terry	11	2	2	4	10
May, Brad	36	3	8	11	59
McAdam, Gary	15	3	2	5	7
McClanahan, Rob	15	0	2	2	17
McCormick, Cody	10	1	2	3	16
McCourt, Dale	14	5	5	10	4
McIntosh, Paul	2	0	0	0	7
McKee, Jay	51	3	6	9	60
McKegney, Tony	38	11	9	20	10
McKenna, Sean	8	1	1	2	2
McNab, Peter	25	2	6	8	4
Meehan, Gerry	6	0	1	1	0
Mickey, Larry	6	1	0	1	5
Miller, Ryan	47	0	1	1	6
Mogilny, Alexander	31	14	16	30	18
Moller, Mike	3	0	1	1	0
Moller, Randy	14	0	2	2	16
Mongrain, Bob	11	1	2	3	2
Montador, Steve	12	1	1	2	12
Morrison, Shaone	1	0	0	0	2
Muni, Craig	12	0	1	1	6
Myers, Tyler	13	2	5	7	20
Myre, Phil	1	0	0	0	0

**\_ N-O**

PLAYER	GP	G	A	PTS	PIM
Napier, Mark	9	1	3	4	0
Niedermayer, Rob	7	1	3	4	2
Novotny, Jiri	4	0	0	0	0
Numminen, Teppo	28	1	5	6	8
Orlando, Gates	5	0	4	4	14

**\_ P-Q**

PLAYER	GP	G	A	PTS	PIM
Paetsch, Nathan	1	0	0	0	0
Paille, Daniel	1	0	0	0	0
Parker, Jeff	5	1	2	3	28
Patrick, James	38	0	2	2	14
Patrick, Steve	8	0	1	1	6
Patterson, Colin	13	1	1	2	2
Pearson, Scott	5	0	0	0	4
Peca, Michael	49	8	13	21	38
Perreault, Gilbert	90	33	70	103	44
Peterson, Brent	22	2	3	5	50
Plante, Derek	30	5	9	14	14
Playfair, Larry	40	0	6	6	97
Pominville, Jason	45	12	16	28	12



playoffs **SABRES ALL-TIME PLAYOFF SCORING**

**\_ P-Q**

PLAYER	GP	G	A	PTS	PIM
Pratt, Tracy	6	0	0	0	6
Presley, Wayne	27	9	5	14	42
Priestley, Ken	14	0	0	0	21
Primeau, Wayne	42	4	7	11	18
Puppa, Daren	11	0	0	0	0
Pyatt, Taylor	14	0	5	5	10

**\_ R**

PLAYER	GP	G	A	PTS	PIM
Ramsay, Craig	89	17	31	48	27
Ramsey, Mike	72	8	18	26	158
Rasmussen, Erik	27	2	5	7	22
Ray, Rob	55	3	2	5	169
Reekie, Joe	2	0	0	0	4
Richard, Jacques	12	2	1	3	7
Rivet, Craig	6	1	0	1	11
Robert, Rene	47	22	17	39	71
Robitaille, Mike	6	0	0	0	0
Rolason, Dwayne	4	0	0	0	0
Ronan, Ed	6	1	0	1	6
Roy, Derek	41	7	18	25	34
Ruff, Lindy	42	11	10	21	164
Ruutu, Christian	23	3	8	11	43

**\_ S**

PLAYER	GP	G	A	PTS	PIM
Sanderson, Geoff	38	7	9	16	26
Satan, Miroslav	51	13	21	34	14
Sauve, Bob	23	0	0	0	2
Sauve, Jean Francois	7	2	2	4	0
Savard, Andre	45	5	11	16	40
Schock, Ron	2	0	0	0	0
Schoenfeld, Jim	75	3	13	16	151
Schultz, Dave	3	0	2	2	4
Seiling, Ric	55	14	14	28	31
Sekera, Andrej	8	1	0	1	11
Shannon, Darrin	14	1	3	4	8
Shannon, Darryl	29	4	7	11	16
Sheppard, Ray	7	1	2	3	2
Shields, Steve	10	0	0	0	9
Simon, Todd	5	1	0	1	0
Smehlik, Richard	83	1	14	15	38
Smith, Al	1	0	0	0	0
Smith, Derek	30	9	14	23	13
Smith, Doug	1	0	0	0	0
Snuggerud, Dave	12	1	3	4	6
Spacek, Jaroslav	16	0	0	0	10
Spencer, Brian	31	1	4	5	12

**\_ S**

PLAYER	GP	G	A	PTS	PIM
Stafford, Drew	20	3	4	7	6
Stanfeild, Fred	31	2	5	7	0
Stewart, Bill	9	0	3	3	0
Sutton, Ken	25	3	4	7	14
Svoboda, Petr	10	1	4	5	10
Sweeney, Bob	14	2	2	4	12
Sylvester, Dean	4	0	0	0	2

**\_ T-U**

PLAYER	GP	G	A	PTS	PIM
Tallinder, Henrik	36	2	10	12	28
Tanti, Tony	12	2	3	5	12
Taylor, Chris	2	0	0	0	2
Terbenche, Paul	6	0	0	0	0
Tidey, Alex	2	0	0	0	0
Torres, Raffi	4	0	2	2	12
Trefilov, Andrei	1	0	0	0	0
Tsyplakov, Vladimir	14	1	1	2	8
Tucker, John	17	9	11	20	18
Turgeon, Pierre	23	12	13	25	14

**\_ V**

PLAYER	GP	G	A	PTS	PIM
Vaive, Rick	17	7	5	12	20
Van Boxmeer, John	35	5	14	19	35
Vanek, Thomas	36	15	5	20	18
Varada, Vaclav	54	8	12	20	48
Virta, Hannu	17	1	3	4	6

**\_ W-Y**

PLAYER	GP	G	A	PTS	PIM
Wakaluk, Darcy	2	0	0	0	2
Ward, Dixon	53	12	17	29	46
Warrener, Rhett	38	1	5	6	38
Weber, Mike	7	0	1	1	6
Wells, Jay	7	0	1	1	12
Wiemer, Jim	1	0	0	0	0
Wilson, Mike	25	0	2	2	15
Wood, Randy	21	3	5	8	10
Woolley, Jason	49	7	27	34	26

**\_ Z**

PLAYER	GP	G	A	PTS	PIM
Zhitnik, Alexei	70	6	21	27	138
Zubrus, Dainius	15	0	8	8	8

playoffs **SABRES ALL-TIME PLAYOFF GOALIE STATS**

**SABRES ALL-TIME PLAYOFF GOALTENDING STATS**

PLAYER	GP	MIN	GA	EN	SO	GAA	W	L
Barrasso, Tom	12	661	46	1	0	4.18	3	8
Cloutier, Jacques	4	238	10	1	1	2.52	1	3
Crozier, Roger	9	541	25	1	0	2.77	5	4
Desjardins, Gerry	25	1383	75	1	0	3.25	11	11
Draper, Tom	7	433	19	0	1	2.63	3	6
Dryden, Dave	2	120	9	0	0	4.50	0	2
Edwards, Don	31	1859	98	3	1	3.16	13	18
Enroth, Jhonas	1	17	1	0	0	3.49	0	0
Fuhr, Grant	8	474	27	0	1	3.42	3	4
Harrison, Paul	1	26	1	0	0	2.31	0	0
Hasek, Dominik	68	4290	146	6	6	2.04	37	37
Malarchuk, Clint	5	305	22	0	0	4.33	2	4
Miller, Ryan	47	2945	121	4	3	2.47	25	22
Myre, Phil	1	57	7	0	0	7.37	0	0
Puppa, Daren	11	592	36	2	0	3.65	3	7
Roloson, Dwayne	4	139	10	1	0	4.31	1	1
Sauve, Bob	23	1268	59	1	4	2.79	13	9
Shields, Steve	10	570	26	3	1	2.74	4	7
Smith, Al	1	17	1	0	0	3.53	0	0
Trefilov, Andrei	1	5	0	0	0	0.00	0	0
Wakaluk, Darcy	2	37	2	0	0	3.22	0	1



playoffs **SABRES ALL-TIME PLAYOFF RESULTS**

**1973**

DATE	SCORE	GOALTENDERS	WINNING GOAL
April 4, 1973	@ Montreal 2, Buffalo 1	K. Dryden/D. Dryden	Cournoyer (MTL)
April 5, 1973	@ Montreal 7, Buffalo 3	K. Dryden/D. Dryden	Lapointe (MTL)
April 7, 1973	Montreal 5, @ Buffalo 2	K. Dryden/Crozier	Wilson (MTL)
<b>April 8, 1973</b>	<b>@ Buffalo 5, Montreal 1</b>	<b>Crozier/K. Dryden</b>	<b>Perreault (BUF)</b>
<b>April 10, 1973</b>	<b>Buffalo 3, @ Montreal 2 (OT)</b>	<b>Crozier/K. Dryden</b>	<b>Robert (BUF)</b>
April 12, 1973	Montreal 4, @ Buffalo 2	K. Dryden/Crozier	Lapointe (MTL)

*(Montreal wins series 4 games to 2)*

**1975**

DATE	SCORE	GOALTENDERS	WINNING GOAL
<b>April 13, 1975</b>	<b>@ Buffalo 4, Chicago 1</b>	<b>Desjardins/Esposito</b>	<b>Perreault (BUF)</b>
<b>April 15, 1975</b>	<b>@ Buffalo 3, Chicago 1</b>	<b>Desjardins/Esposito</b>	<b>Dudley (BUF)</b>
April 17, 1975	@ Chicago 5, Buffalo 4 (OT)	Esposito/Desjardins	Mikita (CHI)
<b>April 20, 1975</b>	<b>Buffalo 6, @ Chicago 2</b>	<b>Desjardins/Esposito</b>	<b>R. Martin (BUF)</b>
<b>April 22, 1975</b>	<b>@ Buffalo 3, Chicago 1</b>	<b>Desjardins/Esposito</b>	<b>Robert (BUF)</b>

*(Buffalo wins series 4 games to 1)*

DATE	SCORE	GOALTENDERS	WINNING GOAL
<b>April 27, 1975</b>	<b>@ Buffalo 6, Montreal 5 (OT)</b>	<b>Desjardins &amp; Crozier/Dryden</b>	<b>Gare (BUF)</b>
<b>April 29, 1975</b>	<b>@ Buffalo 4, Montreal 2</b>	<b>Crozier/Dryden</b>	<b>Ramsay (BUF)</b>
May 1, 1975	@ Montreal 7, Buffalo 0	Dryden/Crozier & Desjardins	Mahovich (MTL)
May 3, 1975	@ Montreal 8, Buffalo 2	Dryden/Desjardins	Lafleur (MTL)
<b>May 6, 1975</b>	<b>@ Buffalo 5, Montreal 4 (OT)</b>	<b>Desjardins/Dryden</b>	<b>Robert (BUF)</b>
<b>May 8, 1975</b>	<b>Buffalo 4, @ Montreal 3</b>	<b>Desjardins/Dryden</b>	<b>Lorentz (BUF)</b>

*(Buffalo wins series 4 games to 2)*

DATE	SCORE	GOALTENDERS	WINNING GOAL
May 15, 1975	@ Philadelphia 4, Buffalo 1	Parent/Desjardins	Lonsberry (PHI)
May 18, 1975	@ Philadelphia 2, Buffalo 1	Parent/Desjardins	Clarke (PHI)
<b>May 20, 1975</b>	<b>@ Buffalo 5, Philadelphia 4 (OT)</b>	<b>Crozier/Parent</b>	<b>Robert (BUF)</b>
<b>May 22, 1975</b>	<b>@ Buffalo 4, Philadelphia 2</b>	<b>Desjardins/Parent</b>	<b>Lorentz (BUF)</b>
May 25, 1975	@ Philadelphia 5, Buffalo 1	Parent/Desjardins	Dornhoefer (PHI)
May 27, 1975	Philadelphia 2, @ Buffalo 0	Parent/Crozier	Kelly (PHI)

*(Philadelphia wins series 4 games to 2)*

**1976**

DATE	SCORE	GOALTENDERS	WINNING GOAL
April 6, 1976	@ St. Louis 5, Buffalo 2	Staniowski/Desjardins	Patey (STL)
<b>April 8, 1976</b>	<b>@ Buffalo 3, St. Louis 2 (OT)</b>	<b>Desjardins/Staniowski</b>	<b>Gare (BUF)</b>
<b>April 9, 1976</b>	<b>@ Buffalo 2, St. Louis 1 (OT)</b>	<b>Desjardins/Staniowski</b>	<b>Luce (BUF)</b>

*(Buffalo wins series 2 games to 1)*

DATE	SCORE	GOALTENDERS	WINNING GOAL
<b>April 11, 1976</b>	<b>@ Buffalo 5, N.Y. Islanders 3</b>	<b>Desjardins/Resch &amp; Smith</b>	<b>R. Martin (BUF)</b>
<b>April 13, 1976</b>	<b>@ Buffalo 3, N.Y. Islanders 2 (OT)</b>	<b>Desjardins/Smith</b>	<b>Gare (BUF)</b>
April 15, 1976	@ N.Y. Islanders 5, Buffalo 3	Smith/Desjardins	MacMillan (NYI)
April 17, 1976	@ N.Y. Islanders 4, Buffalo 2	Smith/Desjardins	Potvin (NYI)
April 20, 1976	N.Y. Islanders 4, @ Buffalo 2	Smith/Desjardins	Marshall (NYI)
April 22, 1976	@ N.Y. Islanders 3, Buffalo 2	Smith/Desjardins	Gillies (NYI)

*(N.Y. Islanders win series 4 games to 2)*

playoffs **SABRES ALL-TIME PLAYOFF RESULTS**

**1977**

DATE	SCORE	GOALTENDERS	WINNING GOAL
April 5, 1977	@ Buffalo 4, Minnesota 2	Edwards/LoPresti	Korab (BUF)
April 7, 1977	Buffalo 7, @ Minnesota 1	Edwards/LoPresti & Smith	R. Martin (BUF)

*(Buffalo wins series 2 games to 0)*

DATE	SCORE	GOALTENDERS	WINNING GOAL
April 11, 1977	@ N.Y. Islanders 4, Buffalo 2	Smith/Edwards	Gillies (NYI)
April 13, 1977	@ N.Y. Islanders 4, Buffalo 2	Smith/Edwards	Gillies (NYI)
April 15, 1977	N.Y. Islanders 4, @ Buffalo 3	Smith/Edwards	Gillies (NYI)
April 17, 1977	N.Y. Islanders 4, @ Buffalo 3	Smith/Desjardins	MacMillan (NYI)

*(N.Y. Islanders win series 4 games to 0)*

**1978**

DATE	SCORE	GOALTENDERS	WINNING GOAL
April 11, 1978	@ Buffalo 4, N.Y. Rangers 1	Edwards/Thomas	R. Martin (BUF)
April 13, 1978	@ N.Y. Rangers 4, Buffalo 3 (OT)	Davidson/Edwards	Murdoch (NYR)
April 15, 1978	@ Buffalo 4, N.Y. Rangers 1	Edwards/Thomas	Ramsay (BUF)

*(Buffalo wins series 2 games to 1)*

DATE	SCORE	GOALTENDERS	WINNING GOAL
April 17, 1978	@ Philadelphia 4, Buffalo 1	Parent/Edwards	Kelly (PHI)
April 19, 1978	@ Philadelphia 3, Buffalo 2	Parent/Edwards	MacLeish (PHI)
April 22, 1978	@ Buffalo 4, Philadelphia 1	Edwards/Parent	Perreault (BUF)
April 23, 1978	Philadelphia 4, @ Buffalo 2	Parent/Edwards	MacLeish (PHI)
April 25, 1978	@ Philadelphia 4, Buffalo 2	Parent/Edwards	Lonsberry (PHI)

*(Philadelphia wins series 4 games to 1)*

**1979**

DATE	SCORE	GOALTENDERS	WINNING GOAL
April 10, 1979	Pittsburgh 4, @ Buffalo 3	Herron/Sauve	Kindrachuk (PIT)
April 12, 1979	Buffalo 3, @ Pittsburgh 1	Sauve/Herron	Richard (BUF)
April 14, 1979	Pittsburgh 4, @ Buffalo 3 (OT)	Herron/Sauve	Ferguson (PIT)

*(Pittsburgh wins series 2 games to 1)*

**1980**

DATE	SCORE	GOALTENDERS	WINNING GOAL
April 8, 1980	@ Buffalo 2, Vancouver 1	Edwards/Bromley	Luce (BUF)
April 9, 1980	@ Buffalo 6, Vancouver 0	Sauve/Bromley & Hanlon	Ramsay (BUF)
April 11, 1980	@ Vancouver 5, Buffalo 4	Hanlon & Bromley/Edwards	Brasar (VAN)
April 12, 1980	Buffalo 3, @ Vancouver 1	Sauve/Bromley	Perreault (BUF)

*(Buffalo wins series 3 games to 1)*

DATE	SCORE	GOALTENDERS	WINNING GOAL
April 16, 1980	@ Buffalo 5, Chicago 0	Edwards/Esposito	Van Boxmeer (BUF)
April 17, 1980	@ Buffalo 6, Chicago 4	Sauve/Veisor	Gare (BUF)
April 19, 1980	Buffalo 2, @ Chicago 1	Edwards/Esposito	Dudley (BUF)
April 20, 1980	Buffalo 3, @ Chicago 2	Sauve/Esposito	Perreault (BUF)

*(Buffalo wins series 4 games to 0)*



playoffs **SABRES ALL-TIME PLAYOFF RESULTS**

**1980 (CONTINUED)**

DATE	SCORE	GOALTENDERS	WINNING GOAL
April 29, 1980	N.Y. Islanders 4, @ Buffalo 1	Smith/Edwards	Bossy (NYI)
May 1, 1980	N.Y. Islanders 2, @ Buffalo 1 (2OT)	Smith/Sauve	Nystrom (NYI)
May 3, 1980	@ N.Y. Islanders 7, Buffalo 4	Smith/Edwards	Henning (NYI)
<b>May 6, 1980</b>	<b>Buffalo 7, @ N.Y. Islanders 4</b>	<b>Sauve/Smith &amp; Resch</b>	<b>Smith (BUF)</b>
<b>May 8, 1980</b>	<b>@ Buffalo 2, N.Y. Islanders 0</b>	<b>Sauve/Resch</b>	<b>Van Boxmeer (BUF)</b>
May 10, 1980	@ N.Y. Islanders 5, Buffalo 2	Smith/Sauve	Lorimer (NYI)

*(N.Y. Islanders win series 4 games to 2)*

**1981**

DATE	SCORE	GOALTENDERS	WINNING GOAL
<b>April 8, 1981</b>	<b>@ Buffalo 3, Vancouver 2 (OT)</b>	<b>Edwards/Brodeur</b>	<b>Haworth (BUF)</b>
<b>April 9, 1981</b>	<b>@ Buffalo 5, Vancouver 2</b>	<b>Edwards/Brodeur</b>	<b>Gare (BUF)</b>
<b>April 11, 1981</b>	<b>Buffalo 5, @ Vancouver 3</b>	<b>Edwards/Brodeur</b>	<b>Ruff (BUF)</b>

*(Buffalo wins series 3 games to 0)*

DATE	SCORE	GOALTENDERS	WINNING GOAL
April 16, 1981	Minnesota 4, @ Buffalo 3 (OT)	Meloche/Edwards	Payne (MIN)
April 17, 1981	Minnesota 5, @ Buffalo 2	Meloche/Edwards	Ciccarelli (MIN)
April 19, 1981	@ Minnesota 6, Buffalo 4	Meloche/Edwards	Brotten (MIN)
<b>April 20, 1981</b>	<b>Buffalo 5, @ Minnesota 4 (OT)</b>	<b>Edwards/Meloche</b>	<b>Ramsay (BUF)</b>
April 22, 1981	Minnesota 4, @ Buffalo 3	Beaupre/Edwards	MacAdam (MIN)

*(Minnesota wins series 4 games to 1)*

**1982**

DATE	SCORE	GOALTENDERS	WINNING GOAL
April 7, 1982	@ Boston 3, Buffalo 1	Moffat/Edwards	Park (BOS)
April 8, 1982	@ Boston 7, Buffalo 3	Moffat/Harrison	Pederson (BOS)
<b>April 10, 1982</b>	<b>@ Buffalo 5, Boston 2</b>	<b>Edwards/Moffat</b>	<b>Ramsay (BUF)</b>
April 11, 1982	Boston 5, @ Buffalo 2	Moffat/Edwards	O'Reilly (BOS)

*(Boston wins series 3 games to 1)*

**1983**

DATE	SCORE	GOALTENDERS	WINNING GOAL
<b>April 6, 1983</b>	<b>Buffalo 1, @ Montreal 0</b>	<b>Sauve/Wamsley</b>	<b>Peterson (BUF)</b>
<b>April 7, 1983</b>	<b>Buffalo 3, @ Montreal 0</b>	<b>Sauve/Wamsley &amp; Sevigny</b>	<b>McCourt (BUF)</b>
<b>April 9, 1983</b>	<b>@ Buffalo 4, Montreal 2</b>	<b>Sauve/Wamsley</b>	<b>McKegney (BUF)</b>

*(Buffalo wins series 3 games to 0)*

DATE	SCORE	GOALTENDERS	WINNING GOAL
<b>April 14, 1983</b>	<b>Buffalo 7, @ Boston 4</b>	<b>Sauve/Peeters</b>	<b>McKegney (BUF)</b>
April 15, 1983	@ Boston 5, Buffalo 3	Peeters/Sauve	Bourque (BOS)
<b>April 17, 1983</b>	<b>@ Buffalo 4, Boston 3</b>	<b>Sauve/Peeters</b>	<b>Ramsay (BUF)</b>
April 18, 1983	Boston 6, @ Buffalo 2	Peeters/Sauve	Middleton (BOS)
April 20, 1983	@ Boston 9, Buffalo 0	Peeters/Sauve & Myre	Crowder (BOS)
<b>April 22, 1983</b>	<b>@ Buffalo 5, Boston 3</b>	<b>Sauve/Peeters</b>	<b>Ruff (BUF)</b>
April 24, 1983	@ Boston 3, Buffalo 2 (OT)	Peeters/Sauve	Park (BOS)

*(Boston wins series 4 games to 3)*

playoffs **SABRES ALL-TIME PLAYOFF RESULTS**

**1984**

DATE	SCORE	GOALTENDERS	WINNING GOAL
April 4, 1984	Quebec 3, @ Buffalo 2	Bouchard/Barrasso & Sauve	M. Stastny (QUE)
April 5, 1984	Quebec 6, @ Buffalo 2	Bouchard/Sauve & Barrasso	Savard (QUE)
April 7, 1984	@ Quebec 4, Buffalo 1	Bouchard/Barrasso	J.F. Sauve (QUE)

*(Quebec wins series 3 games to 0)*

**1985**

DATE	SCORE	GOALTENDERS	WINNING GOAL
April 10, 1985	@ Quebec 5, Buffalo 2	Gosselin/Barrasso	A. Stastny (QUE)
April 11, 1985	@ Quebec 3, Buffalo 2	Gosselin/Barrasso	Rocheffort (QUE)
<b>April 13, 1985</b>	<b>@ Buffalo 6, Quebec 4</b>	<b>Barrasso/Gosselin</b>	<b>Andreychuk (BUF)</b>
<b>April 14, 1985</b>	<b>@ Buffalo 7, Quebec 4</b>	<b>Barrasso/Bouchard</b>	<b>Andreychuk (BUF)</b>
April 16, 1985	@ Quebec 6, Buffalo 4	Gosselin/Barrasso	Ashton (QUE)

*(Quebec wins series 3 games to 2)*

**1988**

DATE	SCORE	GOALTENDERS	WINNING GOAL
April 6, 1988	@ Boston 7, Buffalo 3	Lemelin/Barrasso & Puppa	Kluzak (BOS)
April 7, 1988	@ Boston 4, Buffalo 1	Lemelin/Barrasso	Shoebottom (BOS)
<b>April 9, 1988</b>	<b>@ Buffalo 6, Boston 2</b>	<b>Barrasso/Moog</b>	<b>Tucker (BUF)</b>
<b>April 10, 1988</b>	<b>@ Buffalo 6, Boston 5 (OT)</b>	<b>Puppa/Lemelin</b>	<b>Tucker (BUF)</b>
April 12, 1988	@ Boston 5, Buffalo 4	Lemelin/Puppa	Middleton (BOS)
April 14, 1988	Boston 5, @ Buffalo 2	Moog/Barrasso	Plett (BOS)

*(Boston wins series 4 games to 2)*

**1989**

DATE	SCORE	GOALTENDERS	WINNING GOAL
<b>April 5, 1989</b>	<b>Buffalo 6, @ Boston 0</b>	<b>Cloutier/Lemelin</b>	<b>Foligno (BUF)</b>
April 6, 1989	@ Boston 5, Buffalo 3	Moog/Malarchuk	Carpenter (BOS)
April 8, 1989	Boston 4, @ Buffalo 2	Moog/Cloutier	Neely (BOS)
April 9, 1989	Boston 3, @ Buffalo 2	Lemelin/Cloutier	Neely (BOS)
April 11, 1989	@ Boston 4, Buffalo 1	Moog/Cloutier	Neufeld (BOS)

*(Boston wins series 4 games to 1)*

**1990**

DATE	SCORE	GOALTENDERS	WINNING GOAL
<b>April 5, 1990</b>	<b>@ Buffalo 4, Montreal 1</b>	<b>Puppa/Roy</b>	<b>Vaive (BUF)</b>
April 7, 1990	Montreal 3, @ Buffalo 0	Roy/Puppa	Naslund (MTL)
April 9, 1990	@ Montreal 2, Buffalo 1 (OT)	Roy/Puppa	Skrudland (MTL)
<b>April 11, 1990</b>	<b>Buffalo 4, @ Montreal 2</b>	<b>Puppa/Roy</b>	<b>Turgeon (BUF)</b>
April 13, 1990	Montreal 4, @ Buffalo 2	Roy/Puppa	Richer (MTL)
April 15, 1990	@ Montreal 5, Buffalo 2	Roy/Puppa	Lemieux (MTL)

*(Montreal wins series 4 games to 2)*



playoffs **SABRES ALL-TIME PLAYOFF RESULTS**

**1991**

DATE	SCORE	GOALTENDERS	WINNING GOAL
April 3, 1991	@ Montreal 7, Buffalo 5	Roy/Puppa & Wakaluk	Gilchrist (MTL)
April 5, 1991	@ Montreal 5, Buffalo 4	Roy/Puppa	Carbonneau (MTL)
<b>April 7, 1991</b>	<b>@ Buffalo 5, Montreal 4</b>	<b>Malarchuk/Roy</b>	<b>Ramsey (BUF)</b>
<b>April 9, 1991</b>	<b>@ Buffalo 6, Montreal 4</b>	<b>Malarchuk/Roy &amp; Racicot</b>	<b>Ray (BUF)</b>
April 11, 1991	@ Montreal 4, Buffalo 3 (OT)	Roy/Malarchuk	Courtnall (MTL)
April 13, 1991	Montreal 5, @ Buffalo 1	Roy & Racicot/Malarchuk	Corson (MTL)

*(Montreal wins series 4 games to 2)*

**1992**

DATE	SCORE	GOALTENDERS	WINNING GOAL
<b>April 19, 1992</b>	<b>Buffalo 3, @ Boston 2</b>	<b>Draper/Moog</b>	<b>Bodger (BUF)</b>
April 21, 1992	@ Boston 3, Buffalo 2 (OT)	Moog/Draper	Oates (BOS)
April 23, 1992	Boston 3, @ Buffalo 2	Moog/Draper	Oates (BOS)
April 25, 1992	Boston 5, @ Buffalo 4 (OT)	Moog/Draper	Donato (BOS)
<b>April 27, 1992</b>	<b>Buffalo 2, @ Boston 0</b>	<b>Draper/Moog</b>	<b>LaFontaine (BUF)</b>
<b>April 29, 1992</b>	<b>@ Buffalo 9, Boston 3</b>	<b>Draper/Moog &amp; Lemelin</b>	<b>May (BUF)</b>
May 1, 1992	@ Boston 3, Buffalo 2	Moog/Draper	Reid (BOS)

*(Boston wins series 4 games to 3)*

**1993**

DATE	SCORE	GOALTENDERS	WINNING GOAL
<b>April 18, 1993</b>	<b>Buffalo 5, @ Boston 4 (OT)</b>	<b>Fuhr/Moog</b>	<b>Sweeney (BUF)</b>
<b>April 20, 1993</b>	<b>Buffalo 4, @ Boston 0</b>	<b>Fuhr/Moog &amp; Blue</b>	<b>Presley (BUF)</b>
April 22, 1993	@ Buffalo 4, Boston 3 (OT)	Fuhr/Blue	Khmylev (BUF)
<b>April 24, 1993</b>	<b>@ Buffalo 6, Boston 5 (OT)</b>	<b>Fuhr &amp; Hasek/Moog</b>	<b>May (BUF)</b>

*(Buffalo wins series 4 games to 0)*

DATE	SCORE	GOALTENDERS	WINNING GOAL
May 2, 1993	@ Montreal 4, Buffalo 3	Roy/Fuhr	Damphousse (MTL)
May 4, 1993	@ Montreal 4, Buffalo 3 (OT)	Roy/Fuhr	Carbonneau (MTL)
May 6, 1993	Montreal 4, @ Buffalo 3 (OT)	Roy/Fuhr	Dionne (MTL)
May 8, 1993	Montreal 4, @ Buffalo 3 (OT)	Roy/Fuhr	Muller (MTL)

*(Montreal wins series 4 games to 0)*

**1994**

DATE	SCORE	GOALTENDERS	WINNING GOAL
<b>April 17, 1994</b>	<b>Buffalo 2, @ New Jersey 0</b>	<b>Hasek/Brodeur</b>	<b>Simon (BUF)</b>
April 19, 1994	@ New Jersey 2, Buffalo 1	Brodeur/Hasek	Stevens (NJD)
April 21, 1994	New Jersey 2, @ Buffalo 1	Brodeur/Hasek	Albelin (NJD)
<b>April 23, 1994</b>	<b>@ Buffalo 5, New Jersey 3</b>	<b>Hasek/Brodeur</b>	<b>Presley (BUF)</b>
April 25, 1994	@ New Jersey 5, Buffalo 3	Brodeur/Hasek	Lemieux (NJD)
<b>April 27, 1994</b>	<b>@ Buffalo 1, New Jersey 0 (4OT)</b>	<b>Hasek/Brodeur</b>	<b>Hannan (BUF)</b>
April 29, 1994	@ New Jersey 2, Buffalo 1	Brodeur/Hasek	Lemieux (NJD)

*(New Jersey wins series 4 games to 3)*

playoffs **SABRES ALL-TIME PLAYOFF RESULTS**

**1995**

DATE	SCORE	GOALTENDERS	WINNING GOAL
May 7, 1995	@ Philadelphia 4, Buffalo 3 (OT)	Hextall/Hasek	Dykhuis (PHI)
May 8, 1995	@ Philadelphia 3, Buffalo 1	Hextall/Hasek	DiMaio (PHI)
<b>May 10, 1995</b>	<b>@ Buffalo 3, Philadelphia 1</b>	<b>Hasek/Hextall</b>	<b>Presley (BUF)</b>
May 12, 1995	Philadelphia 4, @ Buffalo 2	Hextall/Hasek	Desjardins (PHI)
May 14, 1995	@ Philadelphia 6, Buffalo 4	Hextall/Hasek	LeClair (PHI)

*(Philadelphia wins series 4 games to 1)*

**1997**

DATE	SCORE	GOALTENDERS	WINNING GOAL
April 17, 1997	@ Buffalo 3, Ottawa 1	Hasek/Tugnut	Plante (BUF)
April 19, 1997	Ottawa 3, @ Buffalo 1	Tugnut/Hasek	Duchesne (OTT)
<b>April 21, 1997</b>	<b>Buffalo 3, @ Ottawa 2</b>	<b>Hasek &amp; Shields/Tugnut</b>	<b>Ward (BUF)</b>
April 23, 1997	@ Ottawa 1, Buffalo 0 (OT)	Tugnut/Shields	Alfredsson (OTT)
April 25, 1997	Ottawa 4, @ Buffalo 1	Tugnut/Shields & Trefilov	Alfredsson (OTT)
<b>April 27, 1997</b>	<b>Buffalo 3, @ Ottawa 0</b>	<b>Shields/Tugnut</b>	<b>Holzinger (BUF)</b>
April 29, 1997	@ Buffalo 3, Ottawa 2 (OT)	Shields/Tugnut	Plante (BUF)

*(Buffalo wins series 4 games to 3)*

DATE	SCORE	GOALTENDERS	WINNING GOAL
May 3, 1997	Philadelphia 5, @ Buffalo 3	Snow/Shields	Podein (PHI)
May 5, 1997	Philadelphia 2, @ Buffalo 1	Snow/Shields	Therien (PHI)
May 7, 1997	@ Philadelphia 4, Buffalo 1	Snow/Shields	Hawerchuk (PHI)
<b>May 9, 1997</b>	<b>Buffalo 5, @ Philadelphia 4 (OT)</b>	<b>Shields/Snow</b>	<b>Ronan (BUF)</b>
May 11, 1997	Philadelphia 6, @ Buffalo 3	Hextall/Shields	Zubrus (PHI)

*(Philadelphia wins series 4 games to 1)*

**1998**

DATE	SCORE	GOALTENDERS	WINNING GOAL
April 22, 1998	Buffalo 3, @ Philadelphia 2	Hasek/Burke	Audette (BUF)
April 24, 1998	@ Philadelphia 3, Buffalo 2	Burke/Hasek	LeClair (PHI)
April 27, 1998	@ Buffalo 6, Philadelphia 1	Hasek/Burke & Hextall	Grosek (BUF)
<b>April 29, 1998</b>	<b>@ Buffalo 4, Philadelphia 1</b>	<b>Hasek/Burke</b>	<b>Satan (BUF)</b>
May 1, 1998	Buffalo 3, @ Philadelphia 2 (OT)	Hasek/Burke	Grosek (BUF)

*(Buffalo wins series 4 games to 1)*

DATE	SCORE	GOALTENDERS	WINNING GOAL
May 8, 1998	@ Buffalo 3, Montreal 2 (OT)	Hasek/Moog	Sanderson (BUF)
May 10, 1998	@ Buffalo 6, Montreal 3	Hasek/Moog & Thibault	Barnaby (BUF)
May 12, 1998	Buffalo 5, @ Montreal 4 (2OT)	Hasek/Thibault & Theodore	Peca (BUF)
May 14, 1998	Buffalo 3, @ Montreal 1	Hasek/Moog & Theodore	Audette (BUF)

*(Buffalo wins series 4 games to 0)*

DATE	SCORE	GOALTENDERS	WINNING GOAL
May 23, 1998	Buffalo 2, @ Washington 0	Hasek/Kolzig	Grosek (BUF)
May 25, 1998	@ Washington 3, Buffalo 2 (OT)	Kolzig/Hasek	Krygier (WSH)
May 28, 1998	Washington 4, @ Buffalo 3 (OT)	Kolzig/Hasek	Bondra (WSH)
May 30, 1998	Washington 2, @ Buffalo 0	Kolzig/Hasek	Berube (WSH)
<b>June 2, 1998</b>	<b>Buffalo 2, @ Washington 1</b>	<b>Hasek/Kolzig</b>	<b>Woolley (BUF)</b>
June 4, 1998	Washington 3, @ Buffalo 2 (OT)	Kolzig/Hasek	Juneau (WSH)

*(Washington wins series 4 games to 2)*



playoffs **SABRES ALL-TIME PLAYOFF RESULTS**

**1999**

DATE	SCORE	GOALTENDERS	WINNING GOAL
April 21, 1999	Buffalo 2, @ Ottawa 1	Hasek/Tugnutt	Brown (BUF)
April 23, 1999	Buffalo 3, @ Ottawa 2 (2OT)	Hasek/Rhodes	Satan (BUF)
April 25, 1999	@ Buffalo 3, Ottawa 0	Hasek/Rhodes	Ward (BUF)
April 27, 1999	@ Buffalo 4, Ottawa 3	Hasek/Tugnutt	Zhitnik (BUF)

*(Buffalo wins series 4 games to 0)*

DATE	SCORE	GOALTENDERS	WINNING GOAL
May 6, 1999	@ Boston 4, Buffalo 2	Dafoe/Hasek	Thornton (BOS)
May 9, 1999	Buffalo 3, @ Boston 1	Hasek/Dafoe	Brown (BUF)
May 12, 1999	@ Buffalo 3, Boston 2	Hasek/Dafoe	Ward (BUF)
May 14, 1999	@ Buffalo 3, Boston 0	Hasek/Dafoe	Zhitnik (BUF)
May 16, 1999	@ Boston 5, Buffalo 3	Dafoe/Hasek & Roloson	Khristich (BOS)
May 18, 1999	@ Buffalo 3, Boston 2	Hasek/Dafoe	Brown (BUF)

*(Buffalo wins series 4 games to 2)*

DATE	SCORE	GOALTENDERS	WINNING GOAL
May 23, 1999	Buffalo 5, @ Toronto 4	Roloson/Joseph	Sanderson (BUF)
May 25, 1999	@ Toronto 6, Buffalo 3	Joseph/Roloson	Perreault (TOR)
May 27, 1999	@ Buffalo 4, Toronto 2	Hasek & Roloson/Joseph	Barnes (BUF)
May 29, 1999	@ Buffalo 5, Toronto 2	Hasek/Joseph & Healy	Ray (BUF)
May 31, 1999	Buffalo 4, @ Toronto 2	Hasek/Joseph	Rasmussen (BUF)

*(Buffalo wins series 4 games to 1)*

DATE	SCORE	GOALTENDERS	WINNING GOAL
June 8, 1999	Buffalo 3, @ Dallas 2 (OT)	Hasek/Belfour	Woolley (BUF)
June 10, 1999	@ Dallas 4, Buffalo 2	Belfour/Hasek	Hull (DAL)
June 12, 1999	Dallas 2, @ Buffalo 1	Belfour/Hasek	Nieuwendyk (DAL)
June 15, 1999	@ Buffalo 2, Dallas 1	Hasek/Belfour	Ward (BUF)
June 17, 1999	@ Dallas 2, Buffalo 0	Belfour/Hasek	Sydor (DAL)
June 19, 1999	Dallas 2, @ Buffalo 1 (3OT)	Belfour/Hasek	Hull (DAL)

*(Dallas wins series 4 games to 2)*

**2000**

DATE	SCORE	GOALTENDERS	WINNING GOAL
April 13, 2000	@ Philadelphia 3, Buffalo 2	Boucher/Hasek	Gagne (PHI)
April 14, 2000	@ Philadelphia 2, Buffalo 1	Boucher/Hasek	Desjardins (PHI)
April 16, 2000	Philadelphia 2, @ Buffalo 0	Boucher/Hasek	LeClair (PHI)
April 18, 2000	@ Buffalo 3, Philadelphia 2 (OT)	Hasek/Boucher	Barnes (BUF)
April 20, 2000	@ Philadelphia 5, Buffalo 2	Boucher/Hasek	Langkow (PHI)

*(Philadelphia wins series 4 games to 1)*

**2001**

DATE	SCORE	GOALTENDERS	WINNING GOAL
April 11, 2001	Buffalo 2, @ Philadelphia 1	Hasek/Cechmanek	Gilmour (BUF)
April 14, 2001	Buffalo 4, @ Philadelphia 3 (OT)	Hasek/Cechmanek	McKee (BUF)
April 16, 2001	Philadelphia 3, @ Buffalo 2	Cechmanek/Hasek	Delmore (PHI)
April 17, 2001	@ Buffalo 4, Philadelphia 3 (OT)	Hasek/Cechmanek	Brown (BUF)
April 19, 2001	@ Philadelphia 3, Buffalo 1	Cechmanek/Hasek	Recchi (PHI)
April 21, 2001	@ Buffalo 8, Philadelphia 0	Hasek/Cechmanek & Boucher	Gratton (BUF)

*(Buffalo wins series 4 games to 2)*

playoffs **SABRES ALL-TIME PLAYOFF RESULTS**

**2001 (CONTINUED)**

DATE	SCORE	GOALTENDERS	WINNING GOAL
April 26, 2001	Pittsburgh 3, @ Buffalo 0	Hedberg/Hasek	Lemieux (PIT)
April 28, 2001	Pittsburgh 3 @ Buffalo 1	Hedberg/Hasek	Ference (PIT)
<b>April 30, 2001</b>	<b>Buffalo 4, @ Pittsburgh 1</b>	<b>Hasek/Hedberg</b>	<b>Woolley (BUF)</b>
<b>May 2, 2001</b>	<b>Buffalo 5, @ Pittsburgh 2</b>	<b>Hasek/Hedberg</b>	<b>Barnes (BUF)</b>
<b>May 5, 2001</b>	<b>@ Buffalo 3, Pittsburgh 2 (OT)</b>	<b>Hasek/Hedberg</b>	<b>Barnes (BUF)</b>
May 8, 2001	@ Pittsburgh 3, Buffalo 2 (OT)	Hedberg/Hasek	Straka (PIT)
May 10, 2001	Pittsburgh 3, @ Buffalo 2 (OT)	Hedberg & Aubin/Hasek	Kasparaitis (PIT)

*(Pittsburgh wins series 4 games to 3)*

**2006**

DATE	SCORE	GOALTENDERS	WINNING GOAL
April 22, 2006	@ Buffalo 3, Philadelphia 2 (2OT)	Miller/Esche	Briere (BUF)
April 24, 2006	@ Buffalo 8, Philadelphia 2	Miller/Esche-Niitymaki	Kotalik (BUF)
April 26, 2006	@ Philadelphia 4, Buffalo 2	Esche/Miller	Forsberg (PHI)
April 28, 2006	@ Philadelphia 5, Buffalo 4	Esche/Miller	Forsberg (PHI)
April 30, 2006	@ Buffalo 3, Philadelphia 0	Miller/Esche	Connolly (BUF)
May 2, 2006	Buffalo 7, @ Philadelphia 1	Miller/Esche-Niitymaki	Kotalik (BUF)

*(Buffalo wins series 4 games to 2)*

DATE	SCORE	GOALTENDERS	WINNING GOAL
May 5, 2006	Buffalo 7, @ Ottawa 6 (OT)	Miller/Emery	Drury (BUF)
May 8, 2006	Buffalo 2, @ Ottawa 1	Miller/Emery	Hecht (BUF)
May 10, 2006	@ Buffalo 3, Ottawa 2 (OT)	Miller/Emery	Dumont (BUF)
May 11, 2006	Ottawa 2, @ Buffalo 1	Emery/Miller	Redden (OTT)
May 13, 2006	Buffalo 3, @ Ottawa 2 (OT)	Miller/Emery	Pominville (BUF)

*(Buffalo wins series 4 games to 1)*

DATE	SCORE	GOALTENDERS	WINNING GOAL
May 20, 2006	Buffalo 3, @ Carolina 2	Miller/Ward	McKee (BUF)
May 22, 2006	@ Carolina 4, Buffalo 3	Ward/Miller	Williams (CAR)
May 24, 2006	@ Buffalo 4, Carolina 3	Miller/Ward-Gerber	Kotalik (BUF)
May 26, 2006	Carolina 4, @ Buffalo 0	Gerber/Miller	Recchi (CAR)
May 28, 2006	@ Carolina 4, Buffalo 3 (OT)	Gerber-Ward/Miller	Stillman (CAR)
May 30, 2006	@ Buffalo 2, Carolina 1 (OT)	Miller/Ward	Briere (BUF)
June 1, 2006	@ Carolina 4, Buffalo 2	Ward/Miller	Brind'Amour (CAR)

*(Carolina wins series 4 games to 3)*

**2007**

DATE	SCORE	GOALTENDERS	WINNING GOAL
April 12, 2007	@ Buffalo 4, NY Islanders 1	Miller/Dubielwicz	Drury (BUF)
April 14, 2007	NY Islanders 3, @ Buffalo 2	DiPietro/Miller	Bergeron (NYI)
April 16, 2007	Buffalo 3, @ NY Islanders 2	Miller/DiPietro	Briere (BUF)
April 18, 2007	Buffalo 4, @ NY Islanders 2	Miller/DiPietro	Drury (BUF)
April 20, 2007	@ Buffalo 4, NY Islanders 3	Miller/DiPietro	Afinogenov (BUF)

*(Buffalo wins series 4 games to 1)*



playoffs **SABRES ALL-TIME PLAYOFF RESULTS**

**2007 (CONTINUED)**

DATE	SCORE	GOALTENDERS	WINNING GOAL
April 25, 2007	@ Buffalo 5, NY Rangers 2	Miller/Lundqvist	Vanek (BUF)
April 27, 2007	@ Buffalo 3, NY Rangers 2	Miller/Lundqvist	Vanek (BUF)
April 29, 2007	@ NY Rangers 2, Buffalo 1 (OT)	Lundqvist/Miller	Rozsival (NYR)
May 1, 2007	@ NY Rangers 2, Buffalo 1	Lundqvist/Miller	Shanahan (NYR)
May 4, 2007	@ Buffalo 2, NY Rangers 1 (OT)	Miller/Lundqvist	Afinogenov (BUF)
May 6, 2007	Buffalo 5, @ NY Rangers 4	Miller/Lundqvist	Hecht (BUF)

*(Buffalo wins series 4 games to 2)*

DATE	SCORE	GOALTENDERS	WINNING GOAL
May 10, 2007	Ottawa 5, @ Buffalo 2	Emery/Miller	Saprykin (OTT)
May 12, 2007	Ottawa 4, @ Buffalo 3 (2OT)	Emery/Miller	Corvo (OTT)
May 14, 2007	@ Ottawa 1, Buffalo 0	Emery/Miller	Alfredsson (OTT)
May 16, 2007	Buffalo 3, @ Ottawa 2	Miller/Emery	Drury (BUF)
May 19, 2007	Ottawa 3, @ Buffalo 2 (OT)	Emery/Miller	Alfredsson (OTT)

*(Ottawa wins series 4 games to 1)*

**2010**

DATE	SCORE	GOALTENDERS	WINNING GOAL
April 15, 2010	@ Buffalo 2, Boston 1	Miller/Rask	Rivet (BUF)
April 17, 2010	Boston 5, @ Buffalo 3	Rask/Miller	Chara (BOS)
April 19, 2010	@ Boston 2, Buffalo 1	Rask/Miller	Bergeron (BOS)
April 21, 2010	@ Boston 3, Buffalo 2 (2OT)	Rask/Miller	Satan (BOS)
April 23, 2010	@ Buffalo 4, Boston 1	Miller/Rask	Pominville (BUF)
April 26, 2010	@ Boston 4, Buffalo 3	Rask/Miller	Satan (BOS)

*(Boston wins series 4 games to 2)*

**2011**

DATE	SCORE	GOALTENDERS	WINNING GOAL
April 14, 2011	Buffalo 1, @ Philadelphia 0	Miller/Bobrovsky	Kaleta (BUF)
April 16, 2011	@ Philadelphia 5, Buffalo 4	Boucher-Bobrovsky/Miller	Briere (PHI)
April 18, 2011	Philadelphia 4, @ Buffalo 2	Boucher/Miller	Zherdev (PHI)
April 20, 2011	@ Buffalo 1, Philadelphia 0	Miller/Boucher	Pominville (BUF)
April 22, 2011	Buffalo 4, @ Philadelphia 3 (OT)	Miller/Boucher-Leighton	Ennis (BUF)
April 24, 2011	Philadelphia 5, @ Buffalo 4 (OT)	Leighton-Boucher/Miller	Leino (PHI)
April 26, 2011	@ Philadelphia 5, Buffalo 2	Boucher/Miller-Enroth	van Riemsdyk (PHI)

*(Philadelphia wins series 4 games to 3)*

playoffs **SABRES PLAYOFF OVERTIME HISTORY****OVERTIME HISTORY - PLAYOFFS**

<b>DATE</b>	<b>OPPONENT</b>	<b>SCORER</b>	<b>SCORE</b>	<b>TIME</b>
April 10, 1973	@ Montreal	Rene Robert	3-2 BUF	9:18
April 17, 1975	@ Chicago	Stan Mikita	5-4 CHI	2:31
April 27, 1975	Montreal	Danny Gare	6-5 BUF	4:42
May 6, 1975	Montreal	Rene Robert	5-4 BUF	5:56
May 20, 1975	Philadelphia	Rene Robert	5-4 BUF	18:29
April 8, 1976	St. Louis	Danny Gare	3-2 BUF	11:43
April 9, 1976	St. Louis	Don Luce	2-1 BUF	14:27
April 13, 1976	N.Y. Islanders	Danny Gare	3-2 BUF	14:04
April 13, 1978	@ N.Y. Rangers	Don Murdoch	4-3 NYR	1:37
April 14, 1979	Pittsburgh	George Ferguson	4-3 PIT	0:47
May 1, 1980	N.Y. Islanders	Bob Nystrom	2-1 NYI	21:20
April 8, 1981	Vancouver	Alan Haworth	3-2 BUF	5:00
April 16, 1981	Minnesota	Steve Payne	4-3 MIN	0:22
April 20, 1981	@ Minnesota	Craig Ramsay	5-4 BUF	16:32
April 24, 1983	@ Boston	Brad Park	3-2 BOS	1:52
April 10, 1988	Boston	John Tucker	6-5 BUF	5:32
April 9, 1990	@ Montreal	Brian Skrudland	2-1 MTL	12:35
April 11, 1991	@ Montreal	Russ Courtnall	4-3 MTL	5:56
April 21, 1992	@ Boston	Adam Oates	3-2 BOS	11:14
April 25, 1992	Boston	Ted Donato	5-4 BOS	2:08
April 18, 1993	@ Boston	Bob Sweeney	5-4 BUF	11:03
April 22, 1993	Boston	Yuri Khmylev	4-3 BUF	1:05
April 24, 1993	Boston	Brad May	6-5 BUF	4:48
May 4, 1993	@ Montreal	Guy Carbonneau	4-3 MTL	2:50
May 6, 1993	Montreal	Gilbert Dionne	4-3 MTL	8:28
May 8, 1993	Montreal	Kirk Muller	4-3 MTL	11:37
April 27, 1994	New Jersey	Dave Hannan	1-0 BUF	65:43
May 7, 1995	@ Philadelphia	Karl Dykhuis	4-3 PHI	10:06
April 23, 1997	@ Ottawa	Daniel Alfredsson	1-0 OTT	2:34
April 29, 1997	Ottawa	Derek Plante	3-2 BUF	5:24
May 9, 1997	@ Philadelphia	Ed Ronan	5-4 BUF	6:24
May 1, 1998	@ Philadelphia	Michal Grosek	3-2 BUF	5:40
May 8, 1998	Montreal	Geoff Sanderson	3-2 BUF	2:37
May 12, 1998	@ Montreal	Michael Peca	5-4 BUF	21:24
May 25, 1998	@ Washington	Todd Krygier	3-2 WSH	3:01
May 28, 1998	Washington	Peter Bondra	4-3 WSH	9:37
June 4, 1998	Washington	Joe Juneau	3-2 WSH	6:24



playoffs **SABRES PLAYOFF OVERTIME HISTORY**

**OVERTIME HISTORY - PLAYOFFS**

<b>DATE</b>	<b>OPPONENT</b>	<b>SCORER</b>	<b>SCORE</b>	<b>TIME</b>
April 23, 1999	@ Ottawa	Miroslav Satan	3-2 BUF	30:35
June 8, 1999	@ Dallas	Jason Woolley	3-2 BUF	15:30
June 19, 1999	Dallas	Brett Hull	2-1 DAL	54:51
April 18, 2000	@ Philadelphia	Stu Barnes	3-2 BUF	4:42
April 14, 2001	@ Philadelphia	Jay McKee	4-3 BUF	18:02
April 17, 2001	Philadelphia	Curtis Brown	4-3 BUF	6:13
May 5, 2001	Pittsburgh	Stu Barnes	3-2 BUF	8:34
May 8, 2001	@ Pittsburgh	Martin Straka	3-2 PIT	11:29
May 10, 2001	Pittsburgh	Darius Kasparitis	3-2 PIT	13:01
April 22, 2006	Philadelphia	Daniel Briere	3-2 BUF	27:31
May 5, 2006	@ Ottawa	Chris Drury	7-6 BUF	0:18
May 10, 2006	Ottawa	J-P Dumont	3-2 BUF	5:05
May 13, 2006	@Ottawa	Jason Pominville	3-2 BUF	2:26
May 28, 2006	@ Carolina	Cory Stillman	4-3 CAR	8:46
May 30, 2006	Carolina	Daniel Briere	2-1 BUF	4:22
April 29, 2007	@ NY Rangers	Michal Rozsival	2-1 NYR	36:43
May 4, 2007	NY Rangers	Maxim Afinogenov	2-1 BUF	4:39
May 12, 2007	Ottawa	Joe Corvo	4-3 OTT	24:58
May 19, 2007	Ottawa	Daniel Alfredsson	3-2 OTT	9:32
April 21, 2010	@ Boston	Miroslav Satan	3-2 BOS	27:41
April 22, 2011	@ Philadelphia	Tyler Ennis	4-3 BUF	5:31
April 24, 2011	Philadelphia	Ville Leino	5-4 PHI	4:43

Sabres are 32-27 in overtime games during the playoffs (20-13 at home and 12-14 on road). Overtime goals have ended a Sabres play-off series 12 times (April 9, 1976; April 14, 1979; April 24, 1983; April 24, 1993; May 8, 1993; April 29, 1997; May 1, 1998; June 4, 1998; June 19, 1999; May 10, 2001; May 13, 2006 and May 19, 2007).

**SABRES PLAYOFF HAT TRICKS**

YEAR	NO.	PLAYER	OPPONENT	SCORE	DATE	PLACE	GOALIE(S)
1977 (1)	1.	Jim Lorentz	Minnesota	7-1 W	4-7-77	Minnesota	Pete LoPresti (2) Gary Smith (1)
1980 (1)	2.	Gil Perreault	N.Y. Islanders	7-4 W	5-6-80	New York	Billy Smith (2) Empty Net (1)
1985 (1)	3.	Dave Andreychuk	Quebec	7-4 W	4-14-85	Buffalo	Dan Bouchard
1988 (1)	4.	John Tucker*#	Boston	6-2 W	4-9-88	Buffalo	Andy Moog
1998 (1)	5.	Matthew Barnaby#	Montreal	6-3 W	5-10-98	Buffalo	Andy Moog (2) Empty Net (1)
2006 (2)	6.	J-P Dumont	Philadelphia	8-2 W	4-24-06	Buffalo	Robert Esche (3)**
	7.	Jason Pominville	Philadelphia	8-2 W	4-24-06	Buffalo	A. Niitymaki (3)**

**PLAYOFF HAT TRICKS AGAINST THE SABRES**

YEAR	NO.	PLAYER	OPPONENT	SCORE	DATE	PLACE	GOALIE(S)
1973 (1)	1.	Yvan Courmoyer	Montreal	3-7 L	4-5-73	Montreal	Dave Dryden
1975 (1)	2.	Guy Lafleur	Montreal	0-7 L	5-1-75	Montreal	Roger Crozier (1) Gerry Desjardins (2)
1982 (1)	3.	Barry Pederson	Boston	3-7 L	4-8-82	Boston	Don Edwards

\* - indicates 4-goal game.

# - indicates three consecutive and uninterrupted goals (true or natural hat trick). Note: John Tucker's final three goals in a four-goal game vs. Boston on 4-9-88 (6-2 W) were consecutive and uninterrupted.

\*\* - Esche allowed goals by Dumont (2) and Pominville (1); Niitymaki allowed goals by Dumont (1) and Pominville (2).



**SABRES PLAYOFF SHUTOUTS**

YEAR	NO.	GOALTENDER	OPPONENT	SCORE	DATE	PLACE	SAVES
1980 (3)	1.	Bob Sauve	Vancouver	6-0	4-9-80	Buffalo	22
	2.	Don Edwards	Chicago	5-0	4-16-80	Buffalo	17
	3.	Bob Sauve (2)	N.Y. Islanders	2-0	5-8-80	Buffalo	22
1983 (2)	4.	Bob Sauve (3)	Montreal	1-0	4-6-83	Montreal	24
	5.	Bob Sauve (4)	Montreal	3-0	4-7-83	Montreal	22
1989 (1)	6.	Jacques Cloutier	Boston	6-0	4-5-89	Boston	29
1992 (1)	7.	Tom Draper	Boston	2-0	4-27-92	Boston	28
1993 (1)	8.	Grant Fuhr	Boston	4-0	4-20-93	Boston	34
1994 (2)	9.	Dominik Hasek	New Jersey	2-0	4-17-94	New Jersey	30
	10.	Dominik Hasek (2)	New Jersey	1-0	4-27-94	Buffalo	70
1997 (1)	11.	Steve Shields	Ottawa	3-0	4-27-97	Ottawa	31
1998 (1)	12.	Dominik Hasek (3)	Washington	2-0	5-23-98	Washington	19
1999 (2)	13.	Dominik Hasek (4)	Ottawa	3-0	4-25-99	Buffalo	31
	14.	Dominik Hasek (5)	Boston	3-0	5-14-99	Buffalo	24
2000 (1)	15.	Dominik Hasek (6)	Philadelphia	8-0	4-21-01	Buffalo	24
2006 (1)	16.	Ryan Miller	Philadelphia	3-0	4-30-06	Buffalo	24
2011 (2)	17.	Ryan Miller (2)	Philadelphia	1-0	4-14-11	Philadelphia	35
	18.	Ryan Miller (3)	Philadelphia	1-0	4-20-11	Buffalo	32

Note: Figure in parentheses for goaltender indicates cumulative total with the Sabres in the playoffs.

**PLAYOFF SHUTOUTS AGAINST THE SABRES**

YEAR	NO.	GOALTENDER	OPPONENT	SCORE	DATE	PLACE	SAVES
1975 (2)	1.	Ken Dryden	Montreal	7-0	5-1-75	Montreal	27
	2.	Bernie Parent	Philadelphia	2-0	5-27-75	Buffalo	32
1983 (1)	3.	Pete Peeters	Boston	9-0	4-20-83	Boston	27
1990 (1)	4.	Patrick Roy	Montreal	3-0	4-7-90	Buffalo	26
1997 (1)	5.	Ron Tugnutt	Ottawa	1-0	4-23-97	Ottawa	17
1998 (1)	6.	Olaf Kolzig	Washington	2-0	5-30-98	Buffalo	30
1999 (1)	7.	Ed Belfour	Dallas	2-0	6-17-99	Dallas	23
2000 (1)	8.	Brian Boucher	Philadelphia	2-0	4-16-00	Buffalo	17
2001 (1)	9.	Johan Hedberg	Pittsburgh	3-0	4-26-01	Buffalo	25
2006 (1)	10.	Martin Gerber	Carolina	4-0	5-26-06	Buffalo	22
2007 (1)	11.	Ray Emery	Ottawa	1-0	5-14-07	Ottawa	15

Note: Figure in parentheses for goaltender indicates cumulative total against the Sabres in the playoffs.

playoffs **SABRES CAREER PLAYOFF LEADERS**

**GAMES PLAYED**

GAMES PLAYED	TOTAL
Gilbert Perreault	90
Craig Ramsay	89
Richard Smehlik	83
Bill Hajt	80
Jim Schoenfeld	75
Mike Ramsey	72
Alexei Zhitnik	70
Don Luce	62
Rick Martin	62
Donald Audette	61

**GOALS**

GOALS	TOTAL
Gilbert Perreault	33
Rick Martin	24
Danny Gare	23
Rene Robert	22
Chris Drury	17
Don Luce	17
Craig Ramsay	17
Donald Audette	15
Thomas Vanek	15
<i>Five players tied</i>	14

**ASSISTS**

ASSISTS	TOTAL
Gilbert Perreault	70
Craig Ramsay	31
Rick Martin	29
Jason Woolley	27
Dale Hawerchuk	25
Daniel Briere	23
Donald Audette	23
Dave Andreychuk	22
<i>Three players tied</i>	21

**POINTS**

POINTS	TOTAL
Gilbert Perreault	103
Rick Martin	53
Craig Ramsay	48
Danny Gare	44
Rene Robert	39
Donald Audette	38
Don Luce	36
Dave Andreychuk	35
Miroslav Satan	35
<i>Three players tied</i>	34

**POWER PLAY GOALS**

POWER PLAY GOALS	TOTAL
Rick Martin	12
Gilbert Perreault	10
Stu Barnes	8
Chris Drury	8
Danny Gare	8
Donald Audette	7
Pat LaFontaine	7
Rick Vaive	7
Thomas Vanek	7
Miroslav Satan	6

**SHORTHANDED GOALS**

SHORTHANDED GOALS	TOTAL
Dixon Ward	3
Curtis Brown	2
Brian Holzinger	2
Don Luce	2
Wayne Presley	2
Craig Ramsay	2
<i>14 players tied</i>	1

**GAME-WINNING GOALS**

GAME-WINNING GOALS	TOTAL
Gilbert Perreault	5
Danny Gare	5
Chris Drury	4
Stu Barnes	4
Curtis Brown	4
Rick Martin	4
Craig Ramsay	4
Rene Robert	4
Dixon Ward	4
<i>Seven players tied</i>	3

**PENALTY MINUTES**

PENALTY MINUTES	TOTAL
Rob Ray	169
Lindy Ruff	164
Mike Ramsey	158
Jim Schoenfeld	151
Danny Gare	147
Mike Foligno	143
Alexei Zhitnik	138
Mike Hartman	104
Larry Playfair	97
Kevin Maguire	86

**SHUTOUTS**

SHUTOUTS	TOTAL
Dominik Hasek	6
Bob Sauve	4
Ryan Miller	3
Jacques Cloutier	1
Tom Draper	1
Don Edwards	1
Grant Fuhr	1
Steve Shields	1

**GOALTENDER GAMES**

GOALTENDER GAMES	TOTAL
Dominik Hasek	68
Ryan Miller	47
Don Edwards	31
Gerry Desjardins	25
Bob Sauve	23
Tom Barrasso	12
Daren Puppia	11
Steve Shields	10
Roger Crozier	9
Grant Fuhr	8

**GOALTENDER WINS**

GOALTENDER WINS	TOTAL
Dominik Hasek	37
Ryan Miller	25
Don Edwards	13
Bob Sauve	13
Gerry Desjardins	11
Roger Crozier	5
Steve Shields	4
<i>Three players tied</i>	3

**GOALTENDER MINUTES**

GOALTENDER MINUTES	TOTAL
Dominik Hasek	4,290
Ryan Miller	2,945
Don Edwards	1,859
Gerry Desjardins	1,383
Bob Sauve	1,268
Tom Barrasso	661
Daren Puppia	592
Steve Shields	570
Roger Crozier	541
Grant Fuhr	474



**MOST PLAYOFF POINTS VS. SABRES**

<b>PLAYERS</b>	<b>GP</b>	<b>G</b>	<b>A</b>	<b>PTS</b>
Ray Bourque	39	6	29	35
Rick Middleton	14	10	19	29
Barry Pederson	11	10	13	23
Adam Oates	17	4	18	22
Daniel Alfredsson	21	11	11	22
Rod Brind'Amour	22	11	11	22
Eric Desjardins	43	6	16	22
Mark Recchi	28	9	10	19
Stephane Richer	19	13	6	19
Bryan Trottier	16	3	14	17
Denis Potvin	16	5	12	17
Cam Neely	15	11	6	17
John LeClair	33	8	9	17

**ONE PLAYOFF YEAR****Most Goals**

10 Gilbert Perreault (1980)

**Most Goals by Defenseman**4 Mike Ramsey (1983)  
Jason Woolley (1999)  
Alexei Zhitnik (1999)**Most Assists**

12 Daniel Briere (2007)

**Most Points**

21 Gilbert Perreault (1980)

**Most Penalty Minutes**

56 Rob Ray (1991)

**Most Power Play Goals**5 Rick Martin (1975)  
Pat LaFontaine (1992)  
Chris Drury (2006)**Most Shorthanded Goals**2 Dixon Ward (1999)  
Curtis Brown (2001)**Most Minutes Played by Goaltender**

1,217 Dominik Hasek (1999)

**Longest Shutout Sequence by Goaltender**

147:25 Bob Sauve (4-6-83 to 4-9-83 vs. Montreal)

**Most Shots on Goal**

66 Gilbert Perreault (1975)

**Most Consecutive Goal-Scoring Games**

7 Pat LaFontaine (1992)

**Most Point-Scoring Games in Succession**8 Dale Hawerchuk (1993)  
Donald Audette (1998)**ONE PLAYOFF SERIES****Most Goals**

8 Pat LaFontaine (1992 vs. Boston)

**Most Assists**7 Gilbert Perreault (1973 vs. Montreal;  
1982 vs. Boston, 1983 vs. Boston)  
Dale Hawerchuk (1994 vs. New Jersey)  
Miroslav Satan (2001 vs. Philadelphia)**Most Points**

11 Pat LaFontaine (1992 vs. Boston)

**Most Penalty Minutes**

56 Rob Ray (1991 vs. Montreal)

**Most Power Play Goals**

5 Pat LaFontaine (1992 vs. Boston)

**Most Shorthanded Goals**2 Dixon Ward (1999 vs. Toronto)  
Curtis Brown (2001 vs. Pittsburgh)**ONE PLAYOFF SERIES****Most Minutes Played by Goaltender**

484 Dominik Hasek (1994 vs. New Jersey)

**Most Shots on Goal**

38 Rick Martin (1973 vs. Montreal)

**Most Goals by Opposing Player**7 Guy Lafleur (1975 vs. Montreal)  
Barry Pederson (1983 vs. Boston)**Most Assists by Opposing Player**

14 Rick Middleton (1983 vs. Boston)

**Most Points by Opposing Player**

18 Rick Middleton (1983 vs. Boston)

**ONE STANLEY CUP FINAL SERIES****Most Goals**

3 Stu Barnes (1999 vs. Dallas)

**Most Assists**

4 Rick Martin (1975 vs. Philadelphia)

**Most Points**

6 Rick Martin (1975 vs. Philadelphia)

**Most Penalty Minutes**

18 Alexei Zhitnik (1999 vs. Dallas)

**Most Power Play Goals**1 Jerry Korab (1975 vs. Philadelphia)  
Rick Martin (1975 vs. Philadelphia)  
Michael Peca (1999 vs. Dallas)  
Gilbert Perreault (1975 vs. Philadelphia)  
Alexei Zhitnik (1999 vs. Dallas)**Most Shorthanded Goals**

0 N/A

**Most Minutes Played by Goaltender**

428 Dominik Hasek (1999 vs. Dallas)

**Most Shots on Goal**

23 Gilbert Perreault (1975 vs. Philadelphia)

**Most Goals by Opposing Player**3 Brett Hull (1999 vs. Dallas)  
Reggie Leach (1975 vs. Philadelphia)  
Jere Lehtinen (1999 vs. Dallas)**Most Assists by Opposing Player**

7 Mike Modano (1999 vs. Dallas)

**Most Points by Opposing Player**

7 Mike Modano (1999 vs. Dallas)

**ONE SEMIFINAL/CONFERENCE FINAL SERIES****Most Goals**

6 Gilbert Perreault (1980 vs. N.Y. Islanders)

**Most Assists**

4 Brian Holzinger (1999 vs. Toronto)



**ONE SEMIFINAL/CONFERENCE FINAL SERIES****Most Assists** *(continued)*

Peter McNab (1975 vs. Montreal)  
 Jason Woolley (1999 vs. Toronto)  
 Jochen Hecht (2006 vs. Carolina)  
 Jason Pominville (2007 vs. Ottawa)

**Most Points**

8 Gilbert Perreault (1980 vs. N.Y. Islanders)

**Most Penalty Minutes**

24 Larry Carriere (1975 vs. Montreal)

**Most Power Play Goals**

4 Stu Barnes (1999 vs. Toronto)

**Most Shorthanded Goals**

2 Dixon Ward (1999 vs. Toronto)

**Most Minutes Played by Goaltender**

379 Dominik Hasek (1998 vs. Washington)

**Most Shots on Goal**

27 Rick Martin (1975 vs. Montreal)

**Most Goals by Opposing Player**

7 Guy Lafleur (1975 vs. Montreal)

**Most Assists by Opposing Player**

7 Pete Mahovlich (1975 vs. Montreal)

**Most Points by Opposing Player**

10 Guy Lafleur (1975 vs. Montreal)  
 Jacques Lemaire (1975 vs. Montreal)  
 Pete Mahovlich (1975 vs. Montreal)

**ONE QUARTERFINAL SERIES****Most Goals**

5 Rene Robert (1973 vs. Montreal)

**Most Assists**

7 Gilbert Perreault (1973 vs. Montreal; 1983 vs. Boston)

**Most Points**

10 Gilbert Perreault (1973 vs. Montreal)

**Most Penalty Minutes**

47 Lindy Ruff (1983 vs. Boston)

**Most Power Play Goals**

3 Rick Martin (1975 vs. Chicago)

**Most Shorthanded Goals**

2 Curtis Brown (2001 vs. Pittsburgh)

**Most Minutes Played by Goaltender**

452 Dominik Hasek (2001 vs. Pittsburgh)

**Most Shots on Goal**

38 Rick Martin (1973 vs. Montreal)

**Most Goals by Opposing Player**

7 Barry Pederson (1983 vs. Boston)

**Most Assists by Opposing Player**

14 Rick Middleton (1983 vs. Boston)

**Most Points by Opposing Player**

18 Rick Middleton (1983 vs. Boston)

**ONE FIRST-ROUND SERIES****Most Goals**

8 Pat LaFontaine (1992 vs. Boston)

**Most Assists**

7 Gilbert Perreault (1982 vs. Boston)  
 Dale Hawerchuk (1994 vs. New Jersey)  
 Miroslav Satan (2001 vs. Pittsburgh)

**Most Points**

11 Pat LaFontaine (1992 vs. Boston)

**Most Penalty Minutes**

56 Rob Ray (1991 vs. Montreal)

**Most Power Play Goals**

5 Pat LaFontaine (1992 vs. Boston)

**Most Shorthanded Goals**

1 Craig Ramsay (1976 vs. St. Louis)  
 Scott Arniel (1989 vs. Boston)  
 Mike Foligno (1989 vs. Boston)  
 Christian Ruutu (1991 vs. Montreal)  
 Dave Snuggerud (1991 vs. Montreal)  
 Petr Svoboda (1992 vs. Boston)  
 Pat LaFontaine (1992 vs. Boston)  
 Wayne Presley (1993 vs. Boston; 1995 vs. Philadelphia)  
 Brian Holzinger (1997 vs. Ottawa; 1998 vs. Philadelphia)  
 Dixon Ward (1997 vs. Philadelphia)  
 Darryl Shannon (1998 vs. Philadelphia)  
 Chris Drury (2006 vs. Philadelphia)  
 Mike Grier (2006 vs. Philadelphia)

**Most Minutes Played by Goaltender**

484 Dominik Hasek (1994 vs. New Jersey)

**Most Shutouts**

2 Bob Sauve (1983 vs. Montreal)  
 Dominik Hasek (1994 vs. New Jersey)  
 Ryan Miller (2011 vs. Philadelphia)

**Most Shots on Goal**

33 Drew Stafford (2011 vs. Philadelphia)

**Most Goals by Opposing Player**

6 Michel Goulet (1982 vs. Quebec)  
 Danny Briere (2011 vs. Philadelphia)

**Most Assists by Opposing Player**

10 Peter McNab (1982 vs. Boston)  
 Peter Stastny (1985 of Quebec)

**Most Points by Opposing Player**

10 Peter McNab (1982 vs. Boston)  
 Peter Stastny (1985 vs. Quebec)  
 Denis Savard (1991 vs. Montreal)  
 Adam Oates (1992 vs. Boston)

playoffs **SABRES INDIVIDUAL PLAYOFF RECORDS**

**ONE GAME ONLY**

**Most Goals**

4 John Tucker (4-9-88 vs. Boston)

**Most Assists**

4 Gilbert Perreault (4-10-82 vs. Boston; 4-17-80 vs. Chicago)

Dave Andreychuk (4-11-90 at Montreal)

**Most Points**

5 John Tucker (4-10-88 vs. Boston)

Derek Roy (5-5-06 at Ottawa)

**Most Penalty Minutes**

32 Kevin Maguire (4-9-88 vs. Boston)

**Most Power Play Goals**

2 John Tucker (4-9-88 vs. Boston; 4-10-88 vs. Boston)

Randy Burridge (5-11-97 vs. Philadelphia)

Miroslav Satan (4-27-98 vs. Philadelphia)

J-P Dumont (4-24-06 vs. Philadelphia)

**ONE GAME ONLY**

**Most Shorthanded Goals**

1 (16x) Last: Jason Pominville (5-13-06 vs. Ottawa)

**Most Minutes Played by Goaltender**

125:43 Dominik Hasek (4-27-94 vs. New Jersey)

**Most Shots on Goal**

14 Daniel Briere (4-22-06 vs. Philadelphia)

**Most Goals by Opposing Player**

3 Yvon Cournoyer (4-5-73 at Montreal)

Guy Lafleur (5-1-75 at Montreal)

Barry Pederson (4-8-82 at Boston)

**Most Assists by Opposing Player**

4 Rick Middleton (4-18-83 vs. Boston)

Andrei Nikolishin (5-28-98 vs. Washington)

**Most Points by Opposing Player**

6 Rick Middleton (4-18-83 vs. Boston)



**ONE PLAYOFF YEAR****OVERALL WINS**

<b>Most</b>	14	(1999, 21 games)
<b>Fewest</b>	0	(1984, 3 games)

**OVERALL LOSSES**

<b>Most</b>	7	(1975, 17 games) (1997, 12 games) (1999, 21 games) (2006, 18 games) (2007, 16 games)
<b>Fewest</b>	2	(1979, 3 games)

**GOALS FOR**

<b>Most</b>	60	(2006, 18 games)
<b>Fewest</b>	5	(1984, 3 games)

**GOALS AGAINST**

<b>Most</b>	58	(1975, 17 games)
<b>Fewest</b>	9	(1979, 3 games)

**MOST SHUTOUTS**

<b>For</b>	3	(1980, 14 games)
<b>Against</b>	2	(1975, 17 games)

**MOST OVERTIME GAMES**

6	(1993, 8 games) (1998, 15 games) (2006, 18 games)
---	---

**LONGEST WINNING STREAK**

8	(4-27-98 to 5-23-98)
---	----------------------

**LONGEST LOSING STREAK**

4	(4-11-77 to 4-17-77) (4-15-76 to 4-22-76) (4-6-89 to 4-11-89) (5-2-93 to 5-8-93)
---	---

**MOST POWER PLAY GOALS**

<b>For</b>	17	(1980, 14 games)
<b>Against</b>	16	(2006, 18 games)

**MOST SHORTHANDED GOALS**

<b>For</b>	5	(2006, 18 games)
<b>Against</b>	3	(1988, 6 games) (1980, 14 games)

**SHOTS ON GOAL**

<b>Most</b>	561	(1999, 21 games)
<b>Fewest</b>	83	(1984, 3 games)

**SHOTS ON GOAL AGAINST**

<b>Most</b>	657	(1999, 21 games)
<b>Fewest</b>	73	(1984, 3 games)

**MOST PENALTY MINUTES**

<b>For</b>	349	(1988, 21 games)
<b>Against</b>	308	(1988, 6 games)

**ONE PLAYOFF SERIES****MOST GOALS SCORED IN TWO-GAME SERIES**

<b>For</b>	11	(1977 vs. Minnesota)
<b>Allowed</b>	3	(1977 vs. Minnesota)

**GOALS SCORED IN THREE-GAME SERIES**

<b>Most</b>	13	(1981 vs. Vancouver)
<b>Least</b>	5	(1984 vs. Quebec)

**GOALS ALLOWED IN THREE-GAME SERIES**

<b>Most</b>	13	(1984 vs. Quebec)
<b>Least</b>	2	(1983 vs. Montreal)

**GOALS SCORED IN FOUR-GAME SERIES**

<b>Most</b>	19	(1993 vs. Boston)
<b>Least</b>	10	(1977 vs. NY Islanders)

**GOALS ALLOWED IN FOUR-GAME SERIES**

<b>Most</b>	17	(1982 vs. Boston)
<b>Least</b>	6	(1999 vs. Ottawa)

**GOALS SCORED IN FIVE-GAME SERIES**

<b>Most</b>	22	(1985 vs. Quebec)
<b>Least</b>	8	(2000 vs. Philadelphia)

**GOALS ALLOWED IN FIVE-GAME SERIES**

<b>Most</b>	24	(1981 vs. Minnesota)
<b>Least</b>	9	(1998 vs. Philadelphia)

**GOALS SCORED IN SIX-GAME SERIES**

<b>Most</b>	24	(1991 vs. Montreal) (2006 vs. Philadelphia)
<b>Least</b>	9	(1999 vs. Dallas)

**GOALS ALLOWED IN SIX-GAME SERIES**

<b>Most</b>	29	(1975 vs. Montreal) (1991 vs. Montreal)
<b>Least</b>	13	(1998 vs. Washington) (1999 vs. Dallas) (2001 vs. Philadelphia) (2007 vs. NY Rangers)

**GOALS SCORED IN SEVEN-GAME SERIES**

<b>Most</b>	24	(1992 vs. Boston)
<b>Least</b>	14	(1994 vs. New Jersey) (1997 vs. Ottawa)

**GOALS ALLOWED IN SEVEN-GAME SERIES**

<b>Most</b>	33	(1983 vs. Boston)
<b>Least</b>	13	(1997 vs. Ottawa)

**ONE GAME ONLY****MOST GOALS**

<b>For</b>	9	(4-29-92 vs. Boston)
<b>Against</b>	9	(4-20-83 at Boston)
<b>Combined</b>	13	(5-5-06 at Ottawa, 7-6 BUF)

**ONE GAME ONLY (CONTINUED)****MOST GOALS IN ONE PERIOD**

<b>For</b>	5	(4-20-75 vs. Chicago, 3rd per.) (4-13-85 vs. Quebec, 3rd per.) (4-14-85 vs. Quebec, 3rd per.) (4-24-06 vs. Philadelphia, 1st per.)
<b>Against</b>	5	(4-5-73 at Montreal, 2nd per.) (4-8-82 at Boston, 2nd per.) (4-20-83 at Boston, 1st per.)
<b>Combined</b>	7	(4-13-85 vs. Quebec, 3rd per.) (5-11-97 vs. Philadelphia, 2nd. per.)

**MOST SHORTHANDED GOALS IN GAME**

<b>For</b>	2	(Scott Arniel and Mike Foligno, 4-5-89 at Boston) (Darryl Shannon and Brian Holzinger, 4-27-98 vs. Philadelphia)
------------	---	---

**MOST SHORTHANDED GOALS ON SAME PENALTY**

<b>For</b>	2	(Darryl Shannon and Brian Holzinger, 4-27-98 vs. Philadelphia)
------------	---	--

**GREATEST WINNING MARGIN**

8 (2001 vs. Philadelphia, 8-0)

**GREATEST LOSING MARGIN**

9 (1983 at Boston, 9-0)

**SHOTS ON GOAL**

<b>Most</b>	58	(4-22-06 vs. Philadelphia)
<b>Fewest</b>	12	(6-12-99 vs. Dallas)

**SHOTS ON GOAL AGAINST**

<b>Most</b>	70	(4-27-94 vs. New Jersey)
<b>Fewest</b>	14	(4-22-75 vs. Chicago)

**SHOTS ON GOAL IN ONE PERIOD**

<b>Most</b>	22	(4-8-76 vs. St. Louis, 1st per.) (4-15-77 vs. NY Islanders, 1st per.)
<b>Least</b>	2	(4-29-97 vs. Ottawa, 1st per.) (5-12-98 at Montreal, 3rd per.) (6-2-98 at Washington, 2nd per.) (6-15-99 vs. Dallas, 3rd per.) (5-8-01 vs. Pittsburgh, 3rd per.)

**SHOTS ON GOAL AGAINST IN ONE PERIOD**

<b>Most</b>	24	(4-20-80 at Chicago, 2nd per.) 24 (4-15-10 vs. Boston, 1st per.)
<b>Least</b>	1	(4-16-80 vs. Chicago, 1st per.) (4-11-82 vs. Boston, 3rd per.) (4-7-83 at Montreal, 1st per.) (4-4-84 vs. Quebec, 1st per.) (5-28-06 at Carolina, 3rd per.) (4-12-07 vs. NY Islanders, 1st per.)

**ONE GAME ONLY****SHOTS ON GOAL BY BOTH TEAMS IN ONE PERIOD**

<b>Most</b>	35	(4-9-91 vs. Montreal, 2nd per.)
-------------	----	---------------------------------

**MOST PENALTY MINUTES**

<b>For</b>	121	(4-9-88 vs. Boston)
<b>Against</b>	105	(4-9-88 vs. Boston)
<b>Combined</b>	226	(4-9-88 vs. Boston)

**FASTEST TWO GOALS BY TEAM**

<b>For</b>	:14	(Mike Foligno and Sean McKenna, 4-5-84 vs. Quebec)
<b>Against</b>	:08	(Eric Desjardins and Stephane Richer, 4-9-91 vs. Montreal)
<b>Combined</b>	:05	(Gil Perreault/BUF and Jim Hamilton/PIT, 4-14-79 vs. Pittsburgh)

**FASTEST TWO GOALS BY ONE PLAYER**

<b>For</b>	:27	(Pierre Turgeon, 4-6-89 at Boston)
<b>Against</b>	:27	(Guy Lafleur, 5-1-75 at Montreal)

**FASTEST THREE GOALS BY TEAM**

<b>For</b>	1:48	(Randy Wood, Dave Hannan and Bob Corkum, 4-29-92 vs. Boston)
<b>Against</b>	1:19	(Russ Courtnall twice and Mathieu Schneider, 4-3-91 at Montreal)
<b>Combined</b>	:36	(Eric Desjardins/MTL, Stephane Richer/MTL and Benoit Hogue/BUF, 4-9-91 vs. Montreal)

**FASTEST THREE GOALS BY ONE PLAYER**

<b>For</b>	12:37	(Dave Andreychuk, 4-14-85 vs. Quebec)
<b>Against</b>	13:40	(Barry Pederson, 4-8-82 at Boston)

**FASTEST FOUR GOALS**

<b>For</b>	5:28	(4-27-98 vs. Philadelphia)
<b>Against</b>	2:52	(4-3-91 at Montreal)
<b>Combined</b>	2:38	(4-9-91 vs. Montreal)

**FASTEST FIVE GOALS**

<b>For</b>	14:37	(4-20-75 at Chicago)
<b>Against</b>	9:31	(4-3-91 at Montreal)
<b>Combined</b>	6:19	(5-11-97 vs. Philadelphia)

**FASTEST GOAL FROM OPENING FACEOFF:**

<b>For</b>	:09	(Derek Roy, 5-16-07 at Ottawa)
<b>Against</b>	:14	(Kirk Muller, 5-6-93 vs. Montreal)

**SHORTEST OVERTIME GAME**

60:18 (Chris Drury/BUF scored, 5-5-06 at Ottawa)

**LONGEST OVERTIME GAME**

125:43 (Dave Hannan/BUF scored, 4-27-94 vs. New Jersey)







**\_ 00**

Martin Biron\*

**\_ 1**

Jhonas Enroth, John Blue, David Littman, Jacques Cloutier, Don Edwards, Roger Crozier

**\_ 2**

Tim Horton, Jim Watson

**\_ 3**

Mark Pysyk, Jordan Leopold, Michael Funk, James Patrick, Garry Galley, Dean Melanson, Grant Ledyard, Calle Johansson, Jim Hofford, Richie Dunn, Hannu Virta, Bill Stewart, Paul McIntosh, Jocelyn Guevremont, Mike Robitaille, Paul Terbenche, Tracy Pratt

**\_ 4**

Jamie McBain, Joe Finley, Steve Montador, Mike Weber, Nolan Pratt, Brad Brown, Rhet Warrener, Mike Wilson, Bob Boughner, Grant Jennings, Alexei Zhitnik, Philippe Boucher, Uwe Krupp, Steve Dykstra, Jim Korn, Jerry Korab, Timo Jutila, Mark Renaud, John Van Boxmeer, Tracy Pratt, Mike McMahon

**\_ 5**

Chad Ruhwedel, Toni Lydman, Jeff Jillson, Andy Delmore, Jason Woolley, Ed Ronan, Craig Muni, Mike Ramsey, John Van Boxmeer, Lee Fogolin, Larry Carriere, Larry Hillman, Doug Barrie

**\_ 6**

Mike Weber, Jaroslav Spacek, Cory Sarich, Bob Boughner, Doug Houda, Keith Carney, Phil Housley, Ron Fischer, Jim Schoenfeld, Al Hamilton

**\_ 7**

Petr Svoboda, Kevin Haller, John Tucker, Mike Donnelly, Dale McCourt, Randy Cunneyworth, Rick Martin, Rene Robert, Cliff Schmutz

**\_ 8**

Cody McCormick, Rory Fitzpatrick, Geoff Sanderson, Darryl Shannon, Doug Bodger, Jim Jackson, Paul Cyr, Richard Hajdu, Don Lever, Dave Fenyves, Bob Mongrain, Real Cloutier, Tony McKegney, Jim Lorentz, Rick Martin, Dick Duff, Butch Deadmarsh, Bill Inglis

**\_ 9**

Steve Ott, Derek Roy, Erik Rasmussen, Vaclav Varada, Viktor Gordiuk, Greg Brown, Scott Arniel, Gilles Hamel, Mike Moller, J.F. Sauve, Rick Dudley, Jacques Richard, Norm Gratton, Rick Martin, Butch Deadmarsh, Danny Lawson, Reggie Fleming

**\_ 10**

Christian Ehrhoff, Mark Parrish, Henrik Tallinder, Brad May, Dale Hawerchuk, Craig Ramsay, Phil Goyette

**\_ 11**

Gilbert Perreault

**\_ 12**

Kevin Porter, Mark Mancari, Ales Kotalik, Domenic Pittis, Randy Burridge, Peter Ambroziak, Bob Errey, Peter Ciavaglia, Greg Paslawski, Scott Metcalfe, Rick Vaive, Ken Priestley, Jody Gage, Sean McKenna, Andre Savard, Gary McAdam, Larry Mickey, Mike Byers, Skip Krake

**\_ 13**

Tim Kennedy, Jiri Novotny, Vyacheslav Kozlov, Yuri Khmylev, Jim Schoenfeld

**\_ 14**

Dave Hannan, Jody Gage, Steve Ludzik, Mikael Andersson, Mike Moller, Alan Haworth, Rene Robert, Norm Gratton, Don Luce, Rod Zaine, Randy Wyrozub

**\_ 15**

Colin Stuart, Dainius Zubrus, Milan Bartovic, Dixon Ward, Sergei Petrenko, Greg Brown, Randy Wood, Lou Franceschetti, Kevin Haller, Doug Smith, Chris Langevin, Adam Creighton, Geordie Robertson, Yvon Lambert, Rob McClanahan, Mike Boland, Gary McAdam, Michel Deziel, Bryan McSheffrey, Gerry Meehan

**\_ 16**

Chris Taylor, Pat LaFontaine, Darrin Shannon, Mike Donnelly, Paul Brydges, Ric Seiling, Derek Smith, Peter McNab, Real Lemieux, Randy Wyrozub, Ron Anderson, Butch Deadmarsh

**\_ 17**

Torrey Mitchell, Linus Omark, Marc-Andre Gagnani, Raffi Torres, Dominic Moore, J.P. Dumont, Randy Cunneyworth, Dixon Ward, Jason Dawe, Brent Hughes, Craig Simpson, Todd Simon, Colin Patterson, Mike Foligno, Gilles Hamel, John Gould, Rick Dudley, Derek Smith, Fred Stanfield, Bob Richer, Floyd Smith

**\_ 18**

Tim Connolly, Miroslav Satan, Michal Grosek, Wayne Presley, Dave Snuggerud, Bob Halkidis, Paul Cyr, Gilles Hamel, Danny Gare, Paul Terbenche, Kevin O'Shea



**19**

Cody Hodgson, Tim Connolly, Norm Milley, Brian Holzinger, Randy Wood, Tony Tanti, Kevin Maguire, Bob Corkum, Doug Trapp, Bob Halkidis, Jim Wiemer, Sean McKenna, Jeff Eatough, Randy Cunneynworth, Derek Smith, Alex Tidey, Morris Titanic, Fred Stanfield, Steve Atkinson, Francois Lacombe, Brian Perry

**20**

Henrik Tallinder, Rob Niedermayer, Daniel Paille, Ales Kotalik, Jason Holland, Doug Houda, Bob Sweeney, Dave McLlwain, Mike Hartman, Don Lever, Brent Peterson, Kai Suikkanen, Don Luce, Dick Duff, Brian McDonald

**21**

Drew Stafford, Radoslav Hecl, Mike Hurlbut, Mark Astley, Scott Thomas, Christian Ruuttu, Richie Dunn, Claude Verret, J.F. Sauve, Dave Schultz, Ron Schock, Brian Spencer, Ron Busniuk, John Gould, Hugh Harris, Terry Ball, Larry Mickey, Larry Keenan, Paul Andrea, Jean-Guy Lagace

**22**

Johan Larsson, Brad Boyes, Adam Mair, Wayne Primeau, Charlie Huddy, Craig Simpson, Rick Vaive, Lindy Ruff, Jocelyn Guevremont, Peter McNab, Doug Rombough, Ray McKay, Rod Zaine, Don Marshall

**23**

Ville Leino, Colin Stuart, Chris Drury, Sean McMorrow, Bill Houlder, Randy Hillier, Jiri Sejba, Ray Sheppard, Gates Orlando, Kai Suikkanen, Ron Fischer, Hannu Virta, Sean McKenna, Bob Hess, Randy Cunneynworth, Mike Ramsey, Ken Breitenbach, Larry Carriere, Joe Noris, Eddie Shack, John Gould, Rene Robert, Paul Terbenche

**24**

Zenon Konopka, Robyn Regehr, Paul Byron, Taylor Pyatt, Paul Kruse, Dane Jackson, Philippe Boucher, Randy Moller, Jay Wells, Mike Donnelly, Steve Smith, Ed Hospodar, Bill Hajt, Gary Bromley, Peter McNab, Randy Wyrozub, John Gould, Ron Busniuk, Chris Evans, Ray McKay, Jean-Guy Talbot, Butch Deadmarsh

**25**

Mikhail Grigorenko, Mike Grier, Mark Mancari, Vaclav Varada, Rob Conn, Dave Andreychuk, Mal Davis, Jere Gillis, Bob Mongrain, Terry Martin, Craig Ramsay, Hap Myers, Brian Perry

**26**

Matt Moulson, Thomas Vanek, Eric Boulton, Derek Plante, Keith Carney, Dean Kennedy, Darrin Shannon, Richie Dunn, Bob Logan, Phil Russell, Pat Hughes, Dave Maloney, Steve Patrick, Val James, Ken Breitenbach, Alex Tidey, Derek Smith, Randy Wyrozub, Larry Keenan

**27**

Matt D'Agostini, Adam Pardy, Shaone Morrisonn, Teppo Numminen, Michael Peca, Brad May, Larry Playfair, Joe Reekie, Wilf Paiement, Joe Kowal, Tim Regan\*

**28**

Zemgus Girgensons, Paul Gaustad, Jason Botterill, Donald Audette, Domenic Pittis, Dale DeGray, Mark Ferner, Jeff Parker, Tom Kurvers, Brian Engblom, Richard Hajdu, Paul Gardner, Bob Sauve, Ron Fischer, Jim Walsh, Gary Bromley, Rocky Farr, Dave Dryden, Terry Ball

**29**

Jake McCabe, Jason Pominville, Jaroslav Kristek, Bob Corkum, Vladimir Tsyplakov, Jason Holland, Paul Kruse, Darryl Shannon, Dane Jackson, Scott Pearson, Denis Tsygurov, Jeff Parker, Richie Dunn, Mark Ferner, Jeff Parker, Mal Davis, Dave Andreychuk, Jacques Cloutier, Val James, Mike Moller, Don Edwards, Gary Bromley

**30**

Ryan Miller, Dwayne Roloson, Andrei Trefilov, Markus Ketterer\*, Clint Malarchuk, Tom Barrasso, Paul Harrison, Val James, Jari Paavola\*, Randy Ireland, Gerry Desjardins, Rocky Farr, Dave Dryden, Joe Daley

**31**

Matt Hackett, Drew MacIntyre, Jhonas Enroth\*, Bob Essensa, Steve Shields, Grant Fuhr, Daren Puppa, Joe Reekie, Dave Fenyves, Jim Weaver\*, Al Smith

**32**

John Scott, Mikael Tellqvist, Rob Ray, Scott Metcalfe, Don McSween, Norm Lacombe, Bob Mongrain, Gary McAdam, Wayne Ramsey

**33**

TJ Brennan, Mike Card, Doug Janik, Scott Pearson, Mark Astley, Bob Sweeney, Bill Pye\*, Benoit Hogue, Jody Gage, Lee Fogolin, Jim Hofford, Phil Myre



**34**

Michal Neuvirth, Chris Butler, Mike Weber, Jeff Jillson, Peter Skudra, Jean-Luc Grand-Pierre, Mike Wilson, Gord Donnelly, David Littman, Lou Franceschetti, Darren Eliot, Scott Metcalfe, Kenton Rein\*, Jim Korn, Adam Creighton

**35**

Andrey Makarov\*, Ryan Vinz\*, Jocelyn Thibault, Ty Conklin, Mika Noronen, Robb Stauber, Tom Draper, Darcy Wakaluk, Daren Puppa, Mike Craig\*

**36**

Patrick Kaleta, Matthew Barnaby, Darcy Loewen, Jan Ludvig

**37**

Matt Ellis, Michael Ryan, Curtis Brown, Barrie Moore, Lou Franceschetti, Bill Houlder, Shawn Anderson

**38**

Nathan Paetsch, Domenic Pittis, Barrie Moore, Jay McKee, Joel Savage, Adam Creighton

**39**

Dominik Hasek, Brian Curran, Don McSween, Trent Kaese, Clark Gillies

**40**

Patrick Lalime, Rumun Ndur, James Black, Mitch Molloy, Larry Playfair, Uwe Krupp

**41**

Jaroslav Halak\*, Clarke MacArthur, Stu Barnes, Dave Hannan, Ken Sutton, Brian Curran

**42**

Nathan Gerbe, Richard Smehlik, Mikko Makela, Bob Corkum, Brad Miller, Steve Dykstra

**43**

Martin Biron, Jason Dawe, Francois Guay

**44**

Nicolas Deslauriers, Brayden McNabb, Andrej Sekera, Alexei Zhitnik, Doug Macdonald, Brad Miller, Jerry Korab

**45**

Dmitri Kalinin, Scott Nichol, Donald Audette

**46**

Dean Sylvester

**47**

Chris Thorburn, Bill Houlder

**48**

Daniel Briere, Brad May

**49**

Connor Knapp

**50**

Nathan Lieuwen, Michael Leighton\*

**51**

Brian Campbell

**52**

Alexander Sulzer, Craig Rivet, Dave Andreychuk

**53**

Mark Pysyk

**54**

Zack Kassian

**55**

Rasmus Ristolainen, Jochen Hecht, Denis Hamel, Reed Larson, Joe Reekie

**56**

Steve Bernier, Ken Priestlay

**57**

Tyler Myers, Steve Heinze

**58**

Paul Szczechura, Tim Kennedy

**60**

Paul Gaustad

**61**

Nikita Zadorov, Maxim Afinogenov

**63**

Tyler Ennis



**64**

David Moravec

**65**

Brian Flynn, Travis Turnbull, Mark Napier

**68**

Scott Buhler\*

**71**

Derek Whitmore, Jochen Hecht

**72**

Luke Adam

**74**

Jay McKee

**76**

Andrew Peters, Wayne Primeau

**77**

Chris Gratton, Pierre Turgeon

**78**

Corey Tropp

**80**

Chris Stewart, Geoff Sanderson

**81**

Brayden McNabb, Miroslav Satan

**82**

Marcus Foligno

**83**

Domenic Pittis

**84**

Phil Varone

**88**

Cory Conacher

**89**

Alexander Mogilny

**90**

Joe Juneau, Clark Gillies

**93**

Doug Gilmour, Anatoli Semenov

Any player who dressed in at least one Sabres regular season or playoff game in his career is listed. Twelve players have dressed but never played a game for Buffalo: #27 - Tim Regan (1973-74); #31 - Jim Weaver (1978-79); #30 - Jari Paavola (1981-82); #35 - Mike Craig (1984-85); #34 - Kenton Rein (1987-88); #33 - Bill Pye (1992-93); #30 - Markus Ketterer (1993-94 & 1994-95); #68 - Scott Buhler (1996-97); #50 - Michael Leighton (2005-06); #35 - Ryan Vinz (2013-14); #41 - Jaroslav Halak (2013-14); #35 - Andrey Makarov (2013-14).

Additionally, Martin Biron served as backup goaltender wearing #00 and did not play (3 times in 1996-97, 1 time in 1997-98) and Jhonas Enroth served as backup goaltender wearing #31 and did not play (3 times in 2008-09).

The Buffalo Sabres have retired only six numbers since the franchise's inception in 1970. The first Sabre to have his number retired was Gilbert Perreault (#11) on Oct. 17, 1990. The combination of center Perreault, left wing Rick Martin and right wing Rene Robert was one of the greatest lines in hockey history and without a doubt the best in Buffalo Sabres history. The three wore the blue and gold together from 1972 to 1979 and were labeled "The French Connection," a name whose familiarity was helped by the 1971 movie of the same name. The trio was honored as Martin (#7) and Robert (#14) joined Perreault in a ceremony to retire the numbers of Buffalo's famed "French Connection" on Nov. 15, 1995. The fourth Sabre to have his number retired was Tim Horton (#2) on Jan. 5, 1996. The Sabres retired two more numbers during the 2005-06 season. Right winger Danny Gare (#18) was honored on Nov. 22, 2005, while Pat LaFontaine's #16 was hoisted to the rafters on March 3, 2006. During the 2014-15 season, Dominik Hasek will become the seventh player - and first goaltender - to have his number retired by the team.



**11**

Center\_1970-71 to 1986-87 **GILBERT PERREAULT**

**CAREER SABRES TOTALS:**

1,191 games played	512 goals	814 assists	1,326 points (regular season)
90 games played	33 goals	70 assists	103 points (playoffs)

Gilbert Perreault can best be described as the "Original Sabre." The NHL Hall of Famer was Buffalo's first ever draft choice and set the standard by which all future Sabres would be measured. Perreault earned the Calder Trophy as the NHL's Rookie of the Year following his inaugural 1970-71 campaign. Even Perreault's uniform number bore the marks of an original Sabre, as it was #11 that came up on the wheel that gave Buffalo the first overall pick in the 1970 draft. Perreault's sportsmanship and outstanding play also helped him capture the Lady Byng Trophy in 1973. One of Perreault's six NHL All-Star games was the 1978 edition in Buffalo when he scored the game-winning goal 3:55 into overtime. He also served as the Sabres' team captain from 1981-82 until his November 1986 retirement. Perreault is a member of the Hockey Hall of Fame, as well as both the Buffalo Sabres and Greater Buffalo Sports Halls of Fame. Perreault is still the team's all-time leader in career (regular season) games played, goals, assists, points and game-winning goals. There was only one number 11 in Buffalo Sabres history and, rightfully so, there will never be another.

**Perreault's number 11 was retired on October 17, 1990.**





Left Wing\_1971-72 to 1980-81 **RICK MARTIN**

**CAREER SABRES TOTALS:**

681 games played	382 goals	313 assists	695 points <b>(regular season)</b>
62 games played	24 goals	29 assists	53 points <b>(playoffs)</b>

Buffalo Sabres fans saw Rick Martin in almost 750 regular season and playoff games between 1971 and 1981. Number 7's career with the Sabres was highlighted by a Stanley Cup Finals appearance in 1974-75. That spring, Martin finished with 52 goals, one of which was the 1,000th in team history. The year prior, on the final night of the 1973-74 campaign, he recorded a hat trick at "The Aud" against St. Louis to become the first player in Sabres' history to record 50 or more goals in one season. Martin even gave the hometown fans a reason to cheer in a game at "The Aud" in which he wasn't wearing a Sabres' uniform. On Jan. 24, 1978, he scored the tying goal in the 31st NHL All-Star Game with just 1:39 left in regulation time to force overtime. That was just one of seven of the League's showcase games he would appear in during his career. He still holds two single-season Sabres records and is tied for another. In addition, Martin remains in the top three in seven of Buffalo's (regular season) career leaders categories. Martin passed away on March 13, 2011, and his life was celebrated in a public memorial service at HSBC Arena on March 24. The team honored his memory by painting the number seven on the ice behind each goal for the remainder of the regular season and playoffs.

**Martin's number 7 was retired on November 15, 1995.**



Right Wing\_1971-72 to 1978-79 **RENE ROBERT**

**CAREER SABRES TOTALS:**

524 games played	222 goals	330 assists	552 points <b>(regular season)</b>
47 games played	22 goals	17 assists	39 points <b>(playoffs)</b>

With the warm spring air mixing with "The Aud" ice, Rene Robert skated out of the mist and scored the famous "Fog Goal" by beating Flyers' goalie Bernie Parent in overtime of game three of the 1975 Stanley Cup Finals. The historic goal might not have taken place if not for the Sabres' persistence in acquiring Robert. His road to Buffalo started by the Sabres claiming him from Toronto, only to lose the winger to Pittsburgh in the Intra-League draft on June 8, 1971. The Sabres were then able to acquire the final component of "The French Connection" in a trade with the Penguins on March 4, 1972. Robert finished the 1974-75 regular season with 100 points, marking the first time in club annals that a player reached the century mark in points in one season. That season, Robert was voted by his teammates as Buffalo's most valuable player. He later recorded another Sabres milestone by scoring the 2,000th goal in club history on Dec. 22, 1977. Robert still ranks as Buffalo's fifth all-time assist leader with 330 in his career with the Sabres. Coincidentally, Robert had also once worn number 7 in the blue and gold. He played in both the 1973 and 1975 NHL All-Star games.

**Robert's number 14 was retired on November 15, 1995.**





**2**

Defense\_1972-73 to 1973-74 **TIM HORTON**

**CAREER SABRES TOTALS:**

124 games played	1 goal	22 assists	23 points <b>(regular season)</b>
6 games played	0 goals	1 assist	1 point <b>(playoffs)</b>

Tim Horton skated in the Sabres' blue, white and gold for only two seasons, but the solid defenseman certainly made his mark on the team. Horton came to Buffalo in the intra-league draft in June 1972 from Pittsburgh. Following that campaign, proof that he had made an impression on his fourth NHL club (also played for Toronto, N.Y. Rangers and Pittsburgh) came when he was named the recipient of the Memorial Award as the team's most valuable player as voted by his teammates. Today, in honor of the late defenseman, Horton's name is on the Buffalo award presented annually to the player whose performance is far superior to the public recognition he has received (known as the Unsung Hero Award before 1975). Horton saw action in 1,446 NHL regular season games plus 126 more in the postseason. Included in his playing days were eight out of nine complete 70-game seasons played between 1958-59 and 1966-67. Horton was a member of four Stanley Cup winning teams with Toronto and appeared in seven NHL All-Star games. Horton became a member of the Hockey Hall of Fame in 1977 and is also a member of the Buffalo Sabres Hall of Fame.

**Horton's number 2 was retired on January 5, 1996.**



**18**

Right Wing\_1974-75 to 1981-82 **DANNY GARE**

**CAREER SABRES TOTALS:**

503 games played	267 goals	233 assists	500 points <b>(regular season)</b>
58 games played	23 goals	21 assists	44 points <b>(playoffs)</b>

Danny Gare played his first game for the Sabres on October 10, 1974 against Boston, and scored just 18 seconds into his first NHL shift. He finished his rookie season with 62 points (31+31) and contributed 13 points (7+6) in the Sabres' run to the 1975 Stanley Cup Finals. Gare followed up his strong rookie campaign with his first of two 50-goal seasons in 1975-76, when he netted 50 goals and 23 assists in 79 games, and chipped in two game-winning goals in the playoffs. That season, Gare recorded three of his 10 career hat tricks as a Sabre. In 1979-80, he scored a career-high 56 goals, including a club-record 11 game-winners. Rick Martin is the only other Sabre to have two 50-goal seasons. With 267 goals as a Sabre, Gare holds the record for goals by a Sabres right wing. He finished his Sabres career with 500 points. Gare's career as a Sabre came to an end on Dec. 2, 1981 when he was traded to the Detroit Red Wings. He spent his final NHL season in Edmonton in 1986-87. The Nelson, B.C. native finished his career with 685 points (354+331), and was inducted into the Sabres Hall of Fame in 1994.

**Gare's number 18 was retired on November 22, 2005.**





**16**

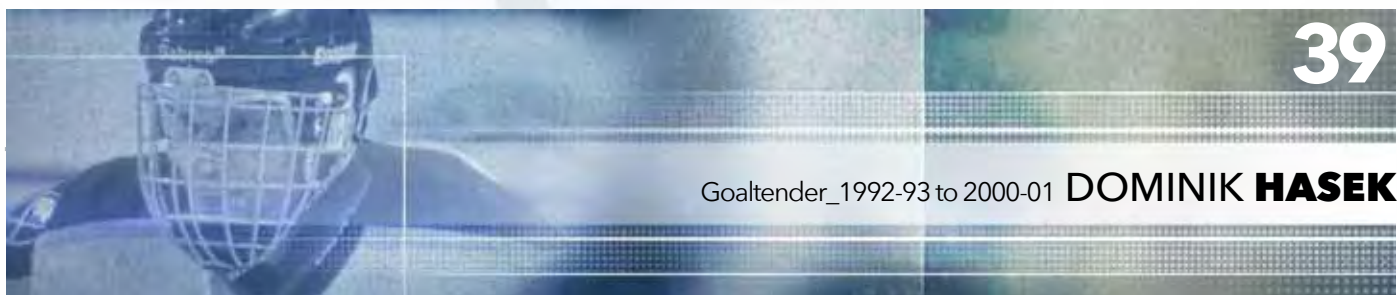
Center\_1991-92 to 1996-97 **PAT LaFontaine**

**CAREER SABRES TOTALS:**

268 games played	158 goals	227 assists	385 points <b>(regular season)</b>
19 games played	12 goals	15 assists	27 points <b>(playoffs)</b>

Pat LaFontaine enjoyed an illustrious 15-year career before retiring from the NHL in 1998 as the second highest-scoring American-born player with 468 goals and 1,013 points. He was born in St. Louis, but grew up in the suburbs of Detroit, and is still considered one of the game's best playmakers, fastest skaters, and most humble of superstars. A member of the Hockey Hall of Fame in Toronto, LaFontaine began his career in 1983-84 with the New York Islanders. He had a career year for Buffalo in 1992-93 when he set Sabres records for points (148) and assists (95) in a season. After being sidelined by a serious knee injury for most of the 1993-94 season, he returned as team captain in 1994-95 and was awarded the Bill Masterton Trophy for perseverance and dedication to hockey. LaFontaine was with the Sabres from 1991-1997, finishing with 385 points (158+227) in 268 games. He completed the "Empire State Hat Trick" by playing for all three NHL organizations within New York State when he was traded to the Rangers in 1997. He remained one of the Rangers' leading scorers until injuries forced him to prematurely retire on Aug. 11, 1998.

**LaFontaine's number 16 was retired on March 3, 2006.**



**39**

Goaltender\_1992-93 to 2000-01 **DOMINIK HASEK**

**CAREER SABRES TOTALS:**

491 games played	234 wins	55 shutouts	.926 save percentage	2.22 goals against avg. <b>(regular season)</b>
68 games played	37 wins	6 shutouts	.930 save percentage	2.04 goals against avg. <b>(playoffs)</b>

Originally acquired by the Sabres from the Chicago Blackhawks on Aug. 7, 1992, Hasek remains one of the most decorated goaltenders in team and league history, appearing in a total of 491 games for the Blue & Gold during a span of nine seasons from 1992-2001. Hasek appeared in a career-high 72 games for the club in the 1997-98 season, setting a team record with 13 shutouts, only to follow that up with a career-best 1.87 GAA, .937 save percentage and a Stanley Cup Final berth in 1998-99. While backstopping the Sabres, he became the first goaltender in NHL history to win the Hart Trophy twice (1997 & 1998), while also capturing six Vezina Trophies (1994, 1995, 1997, 1998, 1999 & 2001) as well as the William M. Jennings Trophy (1994 & 2001) and the Lester B. Pearson Award twice (1997 & 1998). By the end of his time in Buffalo, Hasek held every meaningful franchise goaltending record and still owns the team's career and single-season records (all from 1998-99) for shutouts (55 career/13 single-season), save percentage (.926/.937) and goals-against average (2.22/1.87).

**Hasek's number 39 will be retired in 2014-15.**



**BUFFALO SABRES ALUMNI PLAZA**

On Oct. 12, 2012, the Buffalo Sabres unveiled the newly named 'Alumni Plaza' outside First Niagara Center, designed to honor all former members of the team. As part of the plaza's transformation, the six concrete columns that support a pedestrian walkway above the plaza were surrounded by bricks and mortar. Every player ever to play a game for the franchise is commemorated with a plaque on those bricks, detailing his first game with the Sabres.

Also unveiled that day was the centerpiece of Alumni Plaza: a cast in bronze statue depicting the French Connection. Comprised of center Gilbert Perreault, left wing Rick Martin and right wing Rene Robert, the French Connection is widely considered to be one of the greatest forward lines in NHL history and remains the most celebrated offensive unit in Buffalo Sabres history. The trio, all of whom were French-Canadian, was dubbed 'The French Connection' - after the 1971 film of the same name - and played together in Buffalo from the team's acquisition of Robert on March 4, 1972 until his departure on Oct. 5, 1979.

Between them, the members of The French Connection played 2,396 games for the Sabres, scoring 1,116 goals and registering 2,573 total points. During their tenure in Buffalo, the three were honored with a combined 15 NHL All-Star Game appearances and seven selections to the First and Second NHL All-Star Teams. All three are members of the Sabres Hall of Fame and have had their numbers officially retired from use by the Sabres. Perreault, the franchise's first ever draft pick, served as the team's captain for five seasons and retired after 17 NHL seasons - all with the Sabres.

Inspiration for the statue came from a photograph taken during a playoff game at Memorial Auditorium on April 27, 1975 which features all three members of The French Connection. The photograph was taken by award-winning photographer Ron Moscati. During the game in which the photograph was taken, all three members of the French Connection scored a goal to lead the Sabres to a playoff win against the Montreal Canadiens.

To design and construct the statue, the Sabres commissioned distinguished American sculptor Jerry McKenna. McKenna is well known for his sports statues, and was named the 2003 'Sports Sculptor of the Year' by the All-American Football Foundation. A specially-designed pedestal, constructed by HHL Architects of Buffalo, features an integrated lighting system and an illuminated informational panel which provides a base for the statue.





**BUFFALO SABRES HALL OF FAME**

The highest honor bestowed by the Buffalo Sabres is induction into the team's Hall of Fame. The Buffalo Sabres Hall of Fame Committee is comprised of: Scotty Bowman, Seymour Knox IV, Kevin Gavagan, Jim Lorentz, Michael Gilbert, John Murphy, Bucky Gleason, Wayne Redshaw, Bill Hajt, Jeff Russo, Ed Kilgore and Floyd Smith.

Member	Induction	Member	Induction	Member	Induction
Frank Christie	1980	Ted Darling	1996	Pat LaFontaine	2004
Roger Crozier	1980	Seymour H. Knox, III	1996	Rudy Migay	2004
George "Punch" Imlach	1980	Northrup R. Knox	1996	Robert E. Rich, Jr.	2004
Tim Horton	1982	Larry Playfair	1998	George Strawbridge	2004
Fred T. Hunt	1982	Jack Gatecliff	1998	Phil Housley	2007
David Forman	1986	Don Edwards	2000	Dave Andreychuk	2008
Don Luce	1986	Bill Hajt	2000	Milt Ellis	2008
Craig Ramsay	1986	Wayne Redshaw	2000	Jim Lorentz	2010
Richard Martin	1989	Robert "Rip" Simonick	2000	Joe Crozier	2010
Gilbert Perreault	1989	Jerry Korab	2001	Jim Kelley	2011
Rene Robert	1989	Mike Racicot	2001	Alexander Mogilny	2011
Danny Gare	1994	Mike Ramsey	2001	Rick Jeanneret	2012
Jim Schoenfeld	1995	Mike Foligno	2004	Dale Hawerchuk	2012
Robert O. Swados	1995	Dick Johnston	2004	Dominik Hasek	2014

**HOCKEY HALL OF FAME**

There are 12 members of the Hockey Hall of Fame with connections to the Buffalo Sabres. Sabres co-founder Seymour H. Knox, III and former Sabres coaches Scotty Bowman, George "Punch" Imlach and Marcel Pronovost have all been honored with induction into the Hall of Fame. Joining them are former Sabres players Tim Horton, Gilbert Perreault, Dale Hawerchuk, Clark Gillies, Grant Fuhr, Pat LaFontaine, Dick Duff and Dominik Hasek. Long-time team play-by-play broadcaster Ted Darling was honored in 1994 upon receiving the Foster Hewitt Memorial Award for excellence in broadcasting, an award that his successor, Rick Jeanneret, received in 2012. Harry Neale, who joined Jeanneret in the Sabres' broadcast booth in 2007 after more than 20 years as a color analyst on *Hockey Night in Canada*, received the award the following year. In addition, four members of the newspaper industry in Western New York have received the Elmer Ferguson Memorial Award: Charlie Barton, Dick Johnston, Jack Gatecliff and Jim Kelley.

**PLAYERS CATEGORY**

Member	Induction
Tim Horton	1977
Marcel Pronovost	1978
Gilbert Perreault	1990
Dale Hawerchuk	2001
Clark Gillies	2002
Grant Fuhr	2003
Pat LaFontaine	2003
Dick Duff	2006
Dominik Hasek	2014

**FOSTER HEWITT MEMORIAL AWARD**

<i>Members of Radio &amp; TV Industry</i>	
Member	Year Honored
Ted Darling	1994
Rick Jeanneret	2012
Harry Neale	2013

**BUILDERS CATEGORY**

Member	Induction
George "Punch" Imlach	1984
Scotty Bowman	1991
Seymour H. Knox, III	1993

**ELMER FERGUSON MEMORIAL AWARD**

<i>Members of Newspaper Industry</i>	
Member	Year Honored
Charlie Barton, Buffalo-Courier Express	1985
Dick Johnston, Buffalo News	1986
Jack Gatecliff, St. Catharines Standard	1995
Jim Kelley, Buffalo News	2004

## NHL ALL-STAR GAME HISTORY

The Buffalo Sabres hosted the 31st NHL All-Star Game on Jan. 24, 1978 at Buffalo Memorial Auditorium. Sabres forwards Gilbert Perreault and Rick Martin each represented the Wales Conference in the game. Martin scored a goal with 1:39 remaining in the third period to tie the game, sending the All-Star Game to overtime for the first time in its 31-year history. Perreault broke the tie at 3:55 of overtime to give the Wales Conference a 3-2 victory.

### PLAYER APPEARANCES

Appearances/Player	Years
7 Rick Martin	(1972, 1973, 1974, 1975, 1976, 1977*, 1978)
6 Gilbert Perreault	(1971, 1972, 1977, 1978, 1980, 1984)
5 Dominik Hasek	(1996, 1997, 1998, 1999, 2001)
4 Mike Ramsey	(1982, 1983, 1985, 1986)
3 Phil Housley	(1984, 1989, 1990)
3 Alexander Mogilny	(1992, 1993, 1994)
2 Brian Campbell	(2007, 2008)
2 Danny Gare	(1980, 1981)
2 Jerry Korab	(1975, 1976)
2 Rene Robert	(1973, 1975)
2 Miroslav Satan	(2000, 2003)
2 Jim Schoenfeld	(1977, 1980)
2 Alexei Zhitnik	(1999, 2002)
1 Dave Andreychuk	(1990)
1 Tom Barrasso	(1985)
1 Daniel Briere	(2007*)
1 Gerry Desjardins	(1977)
1 Dave Dryden	(1974)
1 Don Edwards	(1980)
1 Uwe Krupp	(1991)
1 Pat LaFontaine	(1993)
1 Don Luce	(1975)
1 Ryan Miller	(2007)
1 Jason Pominville	(2012)
1 Daren Puppa	(1990)
1 Craig Ramsay	(1976)
1 Christian Ruuttu	(1988)
1 Pierre Turgeon	(1990)
1 Thomas Vanek	(2009)

\* - Named MVP of All-Star Game.

### COACH APPEARANCES

Appearances/Coach	Years
2 Lindy Ruff	(1999, 2007)
1 Scotty Bowman	(1981)
1 Floyd Smith	(1976)

## NHL ALL-STAR GAME HISTORY NOTES

**Note:** Dominik Hasek was selected to the Eastern Conference All-Stars roster in 1995, but the game was cancelled due to the lockout.

**Note:** Bill Hajt (1981, 1985) and John Van Boxmeer (1982) were also selected to appear in the NHL All-Star Game, but did not participate due to injury. Gilbert Perreault withdrew from the 1974 All-Star Game due to injury.

**Note:** Gilbert Perreault and Jim Schoenfeld were both selected to the NHL All-Stars roster for the 1979 Challenge Cup. Perreault recorded two points (1+1) in the three-game series. Schoenfeld did not participate due to injury.

**Note:** Mike Ramsey was selected to the NHL All-Stars roster for Rendez-vous '87, playing in both games in the two-game series.



**NHL ALL-STAR GAME STATISTICS** SKATERS

Skaters	GP	G	A	P	Skaters	GP	G	A	P
Rick Martin	7	4	3	7	Don Luce	1	1	0	1
Daniel Briere	1	1	4	5	Miroslav Satan	2	1	0	1
Alexander Mogilny	3	2	2	4	Alexei Zhitnik	2	0	1	1
Brain Campbell	2	1	2	3	Uwe Krupp	1	0	0	0
Gilbert Perreault	6	1	2	3	Craig Ramsay	1	0	0	0
Pierre Turgeon	1	2	0	2	Christian Ruuttu	1	0	0	0
Dave Andreychuk	1	1	1	2	Thomas Vanek	1	0	0	0
Jason Pominville	1	1	1	2	Danny Gare	2	0	0	0
Rene Robert	2	1	1	2	Jerry Korab	2	0	0	0
Phil Housley	3	0	2	2	Jim Schoenfeld	2	0	0	0
Pat LaFontaine	1	1	0	1	Mike Ramsey	4	0	0	0

**NHL ALL-STAR GAME STATISTICS** GOALTENDERS

Goaltenders	GP	GA	MIN	GAA	Goaltenders	GP	GA	MIN	GAA
Tom Barrasso	1	2	30:49	3.89	Daren Puppa	1	4	30:46	7.80
Don Edwards	1	2	29:27	4.07	Ryan Miller	1	3	20:00	9.00
Gerry Desjardins	1	2	28:33	4.20	Dave Dryden	1	5	30:01	9.99
Dominik Hasek	5	12	100:00	7.20					

**NHL ALL-STAR TEAMS**

**FIRST TEAM**

Players	Position	Year
Rick Martin	LW	1973-74
Rick Martin	LW	1974-75
Tom Barrasso	G	1983-84
Dominik Hasek	G	1993-94
Dominik Hasek	G	1994-95
Dominik Hasek	G	1996-97
Dominik Hasek	G	1997-98
Dominik Hasek	G	1998-99
Ryan Miller	G	2009-10

**SECOND TEAM**

Players	Position	Year
Rene Robert	RW	1974-75
Gilbert Perreault	C	1975-76
Rick Martin	LW	1975-76
Gilbert Perreault	C	1976-77
Rick Martin	LW	1976-77
Don Edwards	G	1977-78
Danny Gare	RW	1979-80
Jim Schoenfeld	D	1979-80
Don Edwards	G	1979-80
Tom Barrasso	G	1984-85
Daren Puppa	G	1989-90
Pat LaFontaine	C	1992-93
Alexander Mogilny	RW	1992-93
Thomas Vanek	LW	2006-07

**NHL ALL-ROOKIE TEAM**

Player	Position	Year
Phil Housley	D	1982-83
Tom Barrasso	G	1983-84
Ray Sheppard	RW	1987-88
Calle Johansson	D	1987-88
Tyler Myers	D	2009-10
Jhonas Enroth	G	2011-12

## REGULAR SEASON

<b>First Players on the Ice:</b>	Roger Crozier, Paul Terbenche, Tracy Pratt, Ron Anderson, Hap Myers and Bill Inglis
<b>First Goal:</b>	Jim Watson, Oct. 10, 1970 at Pittsburgh (5:01, second period)
<b>First Assist:</b>	Gerry Meehan, Oct. 10, 1970 at Pittsburgh on Jim Watson's goal
<b>First Penalty:</b>	Gerry Meehan, Oct. 10, 1970 at Pittsburgh (holding, 7:54, first period)
<b>First Goal by Opponent:</b>	Wally Boyer of Pittsburgh, Oct. 10, 1970 (8:09, second period)
<b>First Assist by Opponent:</b>	Duane Rupp of Pittsburgh, Oct. 10, 1970, on Boyer's goal
<b>First Penalty by Opponent:</b>	Duane Rupp of Pittsburgh, Oct. 10, 1970 (hooking, 1:41, first period)
<b>First Power Play Goal:</b>	Gil Perreault, Oct. 10, 1970, at Pittsburgh (11:26, third period)
<b>First Power Play Goal by Opponent:</b>	Dave Balon of N.Y. Rangers, Oct. 14, 1970 at New York (15:52, third period)
<b>First Shorthanded Goal:</b>	Ron Anderson, October 23, 1970 vs. Detroit (13:40, third period)
<b>First Major Penalty:</b>	Brian McDonald, Oct. 10, 1970, at Pittsburgh (fighting, 8:01, third period)
<b>First Major Penalty by Opponent:</b>	Bryan Hextall of Pittsburgh, Oct. 10, 1970 (fighting, 8:01, third period)
<b>First Win:</b>	Oct. 10, 1970 (2-1 at Pittsburgh)
<b>First Tie:</b>	Oct. 18, 1970 (1-1 vs. Pittsburgh)
<b>First Loss:</b>	Oct. 14, 1970 (3-0 at N.Y. Rangers)
<b>First Shutout:</b>	Dec. 6, 1970 by Roger Crozier vs. Minnesota (1-0)
<b>First Shutout by Opponent:</b>	Oct. 14, 1970 by Ed Giacomin at N.Y. Rangers (3-0)
<b>First Goal at Home:</b>	Oct. 18, 1970 by Gerry Meehan vs. Pittsburgh (5:48, second period)
<b>First Hat Trick:</b>	Jan. 29, 1971 by Gil Perreault vs. California
<b>First Hat Trick by Opponent:</b>	Dec. 22, 1970 by Dave Balon of N.Y. Rangers
<b>First Two-Goal Game:</b>	Oct. 27, 1970 by Randy Wyrozub vs. Vancouver
<b>First Multiple-Point Game:</b>	Oct. 10, 1970 by Gerry Meehan vs. Pittsburgh (two assists)

## PLAYOFFS

<b>First Game:</b>	April 4, 1973 at Montreal (lost 2-1)
<b>First Goal:</b>	Craig Ramsay, April 4, 1973 at Montreal (3:13, second period)
<b>First Assist:</b>	Don Luce, April 4, 1973 at Montreal on Ramsay's goal
<b>First Penalty:</b>	Larry Hillman, April 4, 1973 at Montreal (6:21, first period)
<b>First Major Penalty:</b>	Larry Mickey, April 5, 1973 at Montreal (17:19, first period)
<b>First Power Play Goal:</b>	Rick Martin, April 5, 1973 at Montreal (16:48, first period)
<b>First Shorthanded Goal:</b>	Don Luce, May 3, 1975 at Montreal (6:42, first period)
<b>First Game-Winning Goal:</b>	Gil Perreault, April 8, 1973 vs. Montreal (5-1)
<b>First Goal by Opponent:</b>	Jacques Lemaire of Montreal, April 4, 1973 (17:01, second period)
<b>First Hat Trick:</b>	Jim Lorentz, April 9, 1977 at Minnesota
<b>First Hat Trick by Opponent:</b>	Yvon Cournoyer of Montreal, April 5, 1973 at Montreal
<b>First Win:</b>	April 8, 1973 vs. Montreal (5-1)
<b>First Shutout:</b>	April 9, 1980 vs. Vancouver (6-0, Bob Sauve)
<b>First Time Shut Out:</b>	May 1, 1975 by Montreal (7-0, Ken Dryden)
<b>First Series Win:</b>	4 games to 1 vs. Chicago (April 1975)
<b>First Series Sweep:</b>	2 games to 0 vs. Minnesota (April 1977)



**ALL-TIME SABRES CAPTAINS**

Players	Years	Players	Years
Floyd Smith	(1970-71)	Chris Drury	(Nov. 2003)
Gerry Meehan	(1971-72 - 1973-74)	James Patrick	(Dec. 2003)
Jim Schoenfeld	(1974-75 - 1976-77)	J.P. Dumont	(Jan. 2004)
Danny Gare	(1977-78 - 1980-81)	Daniel Briere	(Feb. 2004; 2005-06 - 2006-07)
Gilbert Perreault	(1981-82-1985-86)	Chris Drury	(Mar. 2004; 2005-06 - 2006-07)
Lindy Ruff	(1986-87 - 1988-89)	Jochen Hecht	(Oct. 2007; Feb. 2008)
Mike Foligno	(1989-90)	Toni Lydman	(Nov. 2007)
Mike Ramsey	(1991-92)	Brian Campbell	(Dec. 2007)
Pat LaFontaine	(1992-93 - 1996-97)	Jaroslav Spacek	(Jan. 2008)
Alexander Mogilny*	(Nov. 1993 - Apr. 1994)	Craig Rivet	(2008-09 - Feb. 2011)
Michael Peca	(1997-98 - 1999-00)	Jason Pominville	(Mar. 2008 - Apr. 2008; 2011-12 - Apr. 2013)
Stu Barnes	(2001-02 - 2002-03)	Thomas Vanek**	(Oct. 2013)
Miroslav Satan	(Oct. 2003)	Steve Ott**	(Oct. 2013 - Feb. 2014)

\* - Due to season-ending injury to LaFontaine.

\*\* - Vanek and Ott served as co-captains until Vanek was traded to the New York Islanders on Oct. 27, 2013. Vanek was the captain for home games and Ott served as captain for road games. After the trade, Ott served as the team's full-time captain until he was traded to the St. Louis Blues on Feb. 28, 2014. The team finished the season without naming a replacement captain.

**ALL-TIME SABRES COACHES**

Name	Years	REGULAR SEASON					PLAYOFFS			
		Games	W	L	T/OTL	Pct.	G	W	L	Pct.
Punch Imlach	(Oct. 1970 - Jan. 1972)	119	32	62	25	.374	0	0	0	0
Joe Crozier	(Jan. 1972 - May 1974)	192	77	80	35	.492	6	2	4	.333
Floyd Smith	(May 1974 - May 1977)	241	143	62	36	.668	32	16	16	.500
Marcel Pronovost	(Oct. 1977 - Dec. 1978)	104	52	29	23	.611	8	3	5	.375
Billy Inglis	(Dec. 1978 - June 1979)	56	28	18	10	.589	3	1	2	.333
Roger Neilson	(Oct. 1980 - May 1981)	80	39	20	21	.619	8	4	4	.500
Jim Roberts	(Dec. 1981 - Mar. 1982)	45	21	16	8	.556	0	0	0	0
Jim Schoenfeld	(June 1985 - Jan. 1986)	43	19	19	5	.500	0	0	0	0
Scotty Bowman	(June 1979 - May 1980, Oct. 1981 - Dec. 1981, Mar. 1982 - May 1985, Jan. 1986 - Nov. 1986)	404	210	134	60	.594	36	18	18	.500
Craig Ramsay	(Nov. 1986 - Dec. 1986)	21	4	15	2	.238	0	0	0	0
Ted Sator	(Dec. 1986 - Apr. 1989)	207	96	89	22	.517	11	3	8	.273
Rick Dudley	(Oct. 1989 - Dec. 1991)	188	85	72	31	.535	12	4	8	.333
John Muckler	(Dec. 1991 - June 1995)	268	125	109	34	.530	27	11	16	.407
Lindy Ruff	(July 1997 - Feb. 2013)	1,165	571	432	162	.560	101	57	44	.564
Ron Rolston	(Feb. 2013 - Nov. 2013)	51	19	26	6	.373	0	0	0	0
Ted Nolan	(July 1995 - May 1997, Nov. 2013 - Present)	226	90	108	28	.460	12	5	7	.417
<b>TOTALS</b>		<b>3,410</b>	<b>1,611</b>	<b>1,291</b>	<b>508</b>	<b>.547</b>	<b>256</b>	<b>124</b>	<b>132</b>	<b>.48</b>

**ALL-TIME SABRES ASSISTANT COACHES**

Assistant Coach	Years
Roger Neilson	1979-80
Jim Roberts	1979-80 - 1983-84
Ron Smith	1980-81
Nick Polano	1981-82
Red Berenson	1982-83 - 1983-84
Joe Crozier	1984-85
Craig Ramsay	1984-85 - 1986-87
Barry Smith	1985-86 - 1988-89
John Van Boxmeer	1990-91 - 1991-92
John Tortorella	1989-90 - 1994-95
Terry Martin	1995-96
Paul Theriault	1996-97
Mike Ramsey	1997-98 - 1999-00

Assistant Coach	Years
Don Lever	1987-88 - 1989-90
	1992-93 - 2001-02
Scott Arniel	2002-03 - 2005-06
Brian McCutcheon	2000-01 - 2010-11
James Patrick	2006-07 - 2012-13
Kevyn Adams	2011-12 - 2012-13
Teppo Numminen	2011-12 - 2013-14
Joe Sacco	2013-14
Jerry Forton	2013-14
Bryan Trottier	2014-15
Danny Flynn	2014-15
Tom Coolen	2014-15



**NHL AWARDS WON BY SABRES**

<b>NHL Award</b>	<b>Award Winners</b>	<b>Year(s)</b>
Presidents' Trophy	<b>Buffalo Sabres</b>	2006-07
Hart Memorial Trophy	<b>Dominik Hasek</b>	1997, 1998
Art Ross Trophy	None	
Calder Memorial Trophy	<b>Gilbert Perreault</b>	1971
	<b>Tom Barrasso</b>	1984
	<b>Tyler Myers</b>	2010
	None	
James Norris Memorial Trophy	<b>Bob Sauve &amp; Don Edwards</b>	1980
Vezina Trophy	<b>Tom Barrasso</b>	1984
	<b>Dominik Hasek</b>	1994, 1995, 1997, 1998, 1999, 2001
	<b>Ryan Miller</b>	2010
	None	
Conn Smythe Trophy	<b>Gilbert Perreault</b>	1973
Lady Byng Memorial Trophy	<b>Craig Ramsay</b>	1985
Frank J. Selke Trophy	<b>Michael Peca</b>	1997
	<b>Tom Barrasso &amp; Bob Sauve</b>	1985
William M. Jennings Trophy	<b>Dominik Hasek &amp; Grant Fuhr</b>	1994
	<b>Dominik Hasek</b>	2001
Lester B. Pearson Award	<b>Dominik Hasek</b>	1997, 1998
Jack Adams Award	<b>Ted Nolan</b>	1997
	<b>Lindy Ruff</b>	2006
Bill Masterton Memorial Trophy	<b>Don Luce</b>	1975
	<b>Pat LaFontaine</b>	1995
Lester Patrick Trophy	<b>1980 U.S. Olympic Hockey Team</b>	Mike Ramsey & Rob McClanahan, 1980
	<b>Seymour H. Knox III &amp; Pat LaFontaine</b>	1997
King Clancy Memorial Trophy	<b>Rob Ray</b>	1999
NHL Foundation Award	<b>Rob Ray</b>	1999
	<b>Ryan Miller</b>	2010

**NHL AWARDS WON BY YEAR**

<b>1970-71</b>	Calder Trophy: <b>Gilbert Perreault</b> East Division All-Star: <b>Gilbert Perreault</b>
<b>1971-72</b>	East Division All-Star: <b>Rick Martin, Gilbert Perreault</b>
<b>1972-73</b>	Lady Byng Trophy: <b>Gilbert Perreault</b> East Division All-Star: <b>Rick Martin, Rene Robert</b>
<b>1973-74</b>	NHL First-Team All-Star: <b>Rick Martin (LW)</b> East Division All-Star: <b>Rick Martin, Dave Dryden, Gilbert Perreault</b>
<b>1974-75</b>	Bill Masterton Trophy: <b>Don Luce</b> NHL First-Team All-Star: <b>Rick Martin (LW)</b> NHL Second-Team All-Star: <b>Rene Robert (RW)</b> Wales Conference All-Star: <b>Rick Martin, Rene Robert, Jerry Korab, Don Luce</b>
<b>1975-76</b>	NHL Second-Team All-Star: <b>Gilbert Perreault (C), Rick Martin (LW)</b> Wales Conference All-Star: <b>Floyd Smith (Head Coach), Rick Martin, Jerry Korab, Craig Ramsay</b>
<b>1976-77</b>	Inducted into Hockey Hall of Fame: <b>Tim Horton</b> Charlie Conacher Memorial Trophy: <b>Jim Lorentz</b> NHL Second-Team All-Star: <b>Gilbert Perreault (C), Rick Martin (LW)</b> Wales Conference All-Star: <b>Gerry Desjardins, Gilbert Perreault, Rick Martin, Jim Schoenfeld</b> All-Star Game MVP: <b>Rick Martin (2 goals)</b>
<b>1977-78</b>	Inducted into Hockey Hall of Fame: <b>Marcel Pronovost</b> NHL Second-Team All-Star: <b>Don Edwards (G)</b> Wales Conference All-Star: <b>Gilbert Perreault, Rick Martin</b>
<b>1978-79</b>	NHL All-Star (Challenge Cup): <b>Gilbert Perreault, Jim Schoenfeld</b>
<b>1979-80</b>	Vezina Trophy: <b>Don Edwards &amp; Bob Sauve</b> NHL Second-Team All-Star: <b>Danny Gare, (RW), Jim Schoenfeld (D), Don Edwards (G)</b> Wales Conference All-Star: <b>Gilbert Perreault, Danny Gare, Jim Schoenfeld, Don Edwards</b>
<b>1980-81</b>	Wales Conference All-Star: <b>Scotty Bowman (Head Coach), Danny Gare, Bill Hajt</b>
<b>1981-82</b>	Wales Conference All-Star Game: <b>Mike Ramsey, John Van Boxmeer</b>
<b>1982-83</b>	NHL All-Rookie Team: <b>Phil Housley (D)</b> Wales Conference All-Star: <b>Mike Ramsey</b>
<b>1983-84</b>	Inducted into Hockey Hall of Fame: <b>Punch Imlach</b> Vezina Trophy: <b>Tom Barrasso</b> Calder Trophy: <b>Tom Barrasso</b> NHL First-Team All-Star: <b>Tom Barrasso (G)</b> NHL All-Rookie Team: <b>Tom Barrasso (G)</b> Wales Conference All-Star: <b>Gilbert Perreault, Phil Housley</b>
<b>1984-85</b>	Selke Trophy: <b>Craig Ramsay</b> William M. Jennings Trophy: <b>Tom Barrasso &amp; Bob Sauve</b> NHL Second-Team All-Star: <b>Tom Barrasso (G)</b> Wales Conference All-Star: <b>Tom Barrasso, Bill Hajt, Mike Ramsey</b>



**NHL AWARDS WON BY YEAR**

1985-86	Wales Conference All-Star: <b>Mike Ramsey</b>
1986-87	NHL All-Star (Rendez-vous '87): <b>Mike Ramsey</b>
1987-88	NHL All-Rookie Team: <b>Ray Sheppard (RW), Calle Johansson (D)</b> Wales Conference All-Star: <b>Christian Ruuttu</b> NHL Player of the Month: <b>Tom Barrasso (January 1988)</b> NHL Rookie of the Month: <b>Ray Sheppard (February 1988)</b>
1988-89	Wales Conference All-Star: <b>Phil Housley</b>
1989-90	Inducted into Hockey Hall of Fame: <b>Gilbert Perreault</b> NHL Second-Team All-Star: <b>Daren Puppa (G)</b> Wales Conference All-Star: <b>Pierre Turgeon, Dave Andreychuk, Daren Puppa, Phil Housley</b>
1990-91	Inducted into Hockey Hall of Fame: <b>Scotty Bowman</b> Wales Conference All-Star: <b>Uwe Krupp</b>
1991-92	Wales Conference All-Star: <b>Alexander Mogilny</b> NHL Co-Player of the Month: <b>Pat LaFontaine (January 1992)</b>
1992-93	Inducted into Hockey Hall of Fame: <b>Seymour H. Knox III</b> NHL Second-Team All-Star: <b>Pat LaFontaine (C), Alexander Mogilny (RW)</b> Wales Conference All-Star: <b>Alexander Mogilny, Pat LaFontaine</b> NHL Co-Player of the Month: <b>Alexander Mogilny (January 1993)</b>
1993-94	William M. Jennings Trophy: <b>Dominik Hasek &amp; Grant Fuhr</b> Vezina Trophy: <b>Dominik Hasek</b> NHL First-Team All-Star: <b>Dominik Hasek (G)</b> Eastern Conference All-Star: <b>Alexander Mogilny</b> NHL Co-Player of the Month: <b>Dominik Hasek (December 1993)</b>
1994-95	Bill Masterton Trophy: <b>Pat LaFontaine</b> Vezina Trophy: <b>Dominik Hasek</b> NHL First-Team All-Star: <b>Dominik Hasek (G)</b> Eastern Conference All-Star: <b>Dominik Hasek</b>
1995-96	Eastern Conference All-Star: <b>Dominik Hasek</b>
1996-97	Jack Adams Award: <b>Ted Nolan</b> Hart Trophy: <b>Dominik Hasek</b> Lester B. Pearson Award: <b>Dominik Hasek</b> Vezina Trophy: <b>Dominik Hasek</b> Selke Trophy: <b>Michael Peca</b> Lester Patrick Trophy: <b>Seymour H. Knox III &amp; Pat LaFontaine</b> NHL First-Team All-Star: <b>Dominik Hasek (G)</b> Eastern Conference All-Star: <b>Dominik Hasek</b>
1997-98	Hart Trophy: <b>Dominik Hasek</b> Lester B. Pearson Award: <b>Dominik Hasek</b> Vezina Trophy: <b>Dominik Hasek</b> NHL First-Team All-Star: <b>Dominik Hasek (G)</b> World Team All-Star: <b>Dominik Hasek (Starting Goaltender)</b> NHL Player of the Month: <b>Dominik Hasek (December 1997 &amp; February 1998)</b> NHL Player of the Week: <b>Dominik Hasek (Dec. 1-7, 1997)</b>

**NHL AWARDS WON BY YEAR**

<b>1998-99</b>	<p>Vezina Trophy: <b>Dominik Hasek</b>                  King Clancy Trophy: <b>Rob Ray</b>                  NHL First-Team All-Star: <b>Dominik Hasek (G)</b>                  North America Team All-Star: <b>Lindy Ruff (Head Coach)</b>                  World Team All-Star: <b>Dominik Hasek (Starting Goaltender, Leading Vote-getter), Alexei Zhitnik</b>                  NHL Player of the Month: <b>Dominik Hasek (December, 1998)</b>                  NHL Player of the Week: <b>Dominik Hasek (Nov. 30-Dec. 6, 1998; Dec. 7-13, 1998; Apr. 5-11, 1999), Miroslav Satan (Feb. 15-21, 1999; Mar. 15-21, 1999)</b></p>
<b>1999-00</b>	<p>World Team All-Star: <b>Miroslav Satan</b>                  NHL Player of the Week: <b>Martin Biron (Nov. 1-7, 1999), Dominik Hasek (Apr. 3-9, 2000)</b></p>
<b>2000-01</b>	<p>Vezina Trophy: <b>Dominik Hasek</b>                  William M. Jennings Trophy: <b>Dominik Hasek</b>                  World Team All-Star: <b>Dominik Hasek</b></p>
<b>2001-02</b>	<p>World Team All-Star: <b>Alexei Zhitnik</b>                  Selected to Future Stars Game at All-Star Game: <b>Tim Connolly</b></p>
<b>2002-03</b>	<p>Eastern Conference All-Star: <b>Miroslav Satan</b>                  Selected to Future Stars Game at All-Star Game: <b>Ryan Miller, Taylor Pyatt, Henrik Tallinder</b>                  NHL Player of the Week: <b>Miroslav Satan (Dec. 1-7, 2002)</b>                  NHL Rookie of the Month: <b>Ales Kotalik (January 2003)</b></p>
<b>2003-04</b>	<p>Selected to Future Stars Game at All-Star Game: <b>Derek Roy</b>                  NHL Defensive Player of the Week: <b>Martin Biron (Oct. 20-26, 2003)</b></p>
<b>2005-06</b>	<p>Jack Adams Award: <b>Lindy Ruff</b>                  NHL Defensive Player of the Week: <b>Ryan Miller (Dec. 19-25, 2005; Jan. 31-Feb 5, 2006)</b></p>
<b>2006-07</b>	<p>NHL Second-Team All-Star: <b>Thomas Vanek (LW)</b>                  Voted in as Eastern Conference All-Star Game starter: <b>Ryan Miller (G), Daniel Briere (F), Brian Campbell (D)</b>                  Eastern Conference All-Star: <b>Lindy Ruff (Head Coach)</b>                  All-Star Game MVP: <b>Daniel Briere (1 goal, 4 assists)</b>                  First Star of the Month: <b>Ryan Miller (October 2006)</b>                  Rookie of the Month: <b>Drew Stafford (March 2007)</b>                  First Star of the Week: <b>Maxim Afinogenov (Oct. 16-22, 2006)</b></p>
<b>2007-08</b>	<p>Eastern Conference All-Star: <b>Brian Campbell</b></p>
<b>2008-09</b>	<p>Eastern Conference All-Star: <b>Thomas Vanek</b>                  Third Star of the Month: <b>Ryan Miller (January 2009)</b>                  First Star of the Week: <b>Thomas Vanek (Oct. 13-19, 2008)</b>                  Third Star of the Week: <b>Thomas Vanek (Dec. 8-14, 2008)</b></p>
<b>2009-10</b>	<p>Vezina Trophy: <b>Ryan Miller</b>                  Calder Trophy: <b>Tyler Myers</b>                  NHL Foundation Award: <b>Ryan Miller</b>                  NHL First-Team All-Star: <b>Ryan Miller (G)</b>                  NHL All-Rookie Team: <b>Tyler Myers (D)</b>                  NHL Rookie of the Month: <b>Tyler Myers (January 2010)</b></p>



## NHL AWARDS WON BY YEAR

2010-11

Rookie All-Star Selection: **Tyler Ennis**

First Star of the Week: **Ryan Miller (Mar. 21-27, 2011), Thomas Vanek (Apr. 4-10, 2011)**

Second Star of the Week: **Ryan Miller (Nov. 29-Dec. 5, 2010), Drew Stafford (Feb. 7-13, 2011),  
Andrej Sekera (Feb. 28-Mar. 6, 2011)**

Third Star of the Week: **Jhonas Enroth (Mar. 28-Apr. 3, 2011)**

2011-12

NHL All-Rookie Team: **Jhonas Enroth (G)**

NHL All-Star: **Jason Pominville**

Rookie All-Star Selection: **Luke Adam**

Third Star of the Month: **Ryan Miller (March 2012)**

NHL Rookie of the Month: **Marcus Foligno (March 2012)**

First Star of the Week: **Ryan Miller (Feb. 27-Mar. 4, 2012)**

Second Star of the Week: **Ryan Miller (Mar. 19-25, 2012)**

2012-13

Third Star of the Month: **Thomas Vanek (January 2013)**

First Star of the Week: **Thomas Vanek (Jan. 28-Feb. 3, 2013)**

2013-14

Second Star of the Week: **Ryan Miller (Dec 23-Dec. 29, 2013)**

**BUFFALO SABRES EST. 1970**

The NHL officially came to Buffalo on Dec. 2, 1969, when the league awarded Seymour and Northrup Knox the franchise that would soon be named "Sabres." The brothers wasted little time in hiring George "Punch" Imlach, formerly of the Toronto Maple Leafs, as the team's first Head Coach and General Manager. In June 1970, the Sabres were awarded the first pick in the NHL Entry Draft, and Imlach selected highly-touted center Gilbert Perreault from the Montreal Jr. Canadiens. Perreault lived up to the advance billing, scoring 38 goals his rookie season en route to winning the Calder Trophy as the NHL's Rookie of the Year.

Another Junior Canadian, left winger Rick Martin, joined Perreault on the team's front line as the Sabres' top pick in 1971. That dominating duo turned into a trio when Rene Robert was acquired from the Pittsburgh Penguins near the end of the 1971-72 season. The line of Martin-Perreault-Robert would be dubbed "The French Connection" and would become one of the most dominating scoring lines of the 1970s.

By 1974-75, the young team was maturing and finished the season with a 49-16-15 record - still the best-ever season numbers in franchise history. Buffalo defeated Chicago in the first round of the playoffs and followed that with a second-round victory over Montreal to earn its first-ever berth in the Stanley Cup Finals vs. Philadelphia. While the Flyers defeated the Sabres in six games, the loss did not blemish the accomplishment of a team which had only been in the league for five years.

The Sabres had an opportunity to hire one of the game's all-time coaching greats, Scotty Bowman, and did so in 1979. In his first season as head coach, Bowman led the Sabres to the Wales Conference Finals before they lost, 4-2, to the eventual Stanley Cup Champion New York Islanders. Bowman finished with an impressive 210-134-60 mark.

Bowman spent the next few seasons revamping the Sabres' lineup, adding players such as Mike Ramsey, Phil Housley, Mike Foligno, Dave Andreychuk and Tom Barrasso. Those players formed the core of successful teams, and helped continue the tradition of winning hockey.

Through the good times and the bad times, there was always Perreault. Robert and Martin had both been traded by the early 1980s, but the original Sabre remained and continued to flourish. On March 9, 1986, Perreault and an Aud full of fans celebrated together as the franchise's favorite son scored his 500th career goal, making him the 12th player in history (at the time) to reach that milestone. Four years later, in 1990, Perreault was immortalized with induction into Hockey's Hall of Fame. This would be an omen of better things to come for the franchise.

Five-time Stanley Cup Champion John Muckler was chosen in 1991 to be the team's Director of Hockey Operations and soon assumed the title of head coach. He was instrumental in acquiring Pat LaFontaine from the Islanders in October 1991. LaFontaine teamed with Russian Alexander Mogilny to form a dynamic duo that combined to score 129 goals in 1992-93, including a franchise-record 76 goals by Mogilny. Buffalo capped that season by sweeping the Bruins in the first round of the playoffs to post its first playoff series win in 10 years.

That playoff excitement was just a precursor to Game Six of the 1994 Eastern Conference Quarterfinals vs. the New Jersey Devils. Buffalo won that game, 1-0, in four overtimes on a goal by Dave Hannan. Dominik Hasek posted an incredible 70 saves in the victory, playing the entire 125:43 without allowing a goal. Following that season, Hasek would win the first of two consecutive Vezina Trophies as the NHL's top goaltender. But that would only set the stage for the 1996-97 season.

Before it even started, the 1996-97 campaign was already one of the most memorable in team history. It would represent the first time in the team's history that it would have new uniforms (red and black replaced blue and gold) as well as a new state-of-the-art arena (HSBC Arena replaced Memorial Auditorium).

The Sabres shocked many of the so-called experts by winning the Northeast Division; the team's first such title since winning the Adams Division championship in 1981.

The end of the season also brought many notable achievements off the ice. The Sabres were the stars of the NHL's postseason awards banquet. Hasek won the Hart Trophy as league MVP, the first time a goalie had achieved such a feat since 1962. For good measure, Hasek also took home his third Vezina in four years, an equally stunning feat. Michael Peca, a 23-year-old center in just his second full season, joined Craig Ramsay as the only Sabres to win the Selke Trophy, symbolic of the league's best defensive forward. Ted Nolan won the Jack Adams Award as the Coach of the Year.

Lindy Ruff was named the Sabres' head coach at the start of the next season, and led Buffalo to the Eastern Conference Finals. The Sabres eventually fell to the Capitals in six games, but their performance marked the team's best playoff finish since 1980. Hasek once again shined bright, taking home his fourth Vezina Trophy and becoming the first goaltender ever to win two consecutive Hart Trophies.



**BUFFALO SABRES EST. 1970**

Buffalo celebrated its 30th anniversary season in the NHL in 1999-00 with the impressive rookie debuts of Martin Biron and Maxim Afinogenov. The development of Biron and Afinogenov, combined with the late-season additions of veterans Doug Gilmour and Chris Gratton, enabled the Sabres to continue their winning ways as they began their fourth decade of play in the NHL.

The 2000-01 campaign will be remembered as one of the most successful seasons in recent memory, as the Sabres won the fourth-most games in team history (46). Once again, Miroslav Satan led the team in goals scored and total points in the regular season and had a stellar postseason with three goals, a team-high 10 assists and 13 total points. As a whole, the Sabres were the league's top defense, allowing the fewest goals and boasting the best penalty-killing unit. Andreychuk proved that you can go home again, returning to the Sabres to score 20 goals - including eight on the power play - and add some veteran leadership to a young, yet maturing, hockey club. And as he had in past seasons, Hasek proved why he was one of the best goalies in the NHL, posting a 34-24-4 record with 2.11 goals against and 11 shutouts en route to his sixth Vezina Trophy.

Ruff became the team's all-time winningest head coach with a 5-2 win over Philadelphia on Mar. 18, 2003. Ales Kotalik broke onto the scene by scoring 21 goals, the second most by a rookie in 2002-03 while Satan once again led the Sabres in goals, assists and points. B. Thomas Golisano became the Sabres' owner in March and brought a new enthusiasm level to the franchise.

The 2003-04 Sabres once again were one of the League's top teams in the second half of the season. Daniel Briere, who came to the club near the end of the 2002-03 season, continued his outstanding play and led the Sabres in assists and points. Dumont and Chris Drury were threats to score, while Satan recorded a team-best 29 goals.

Following a lockout that forced the league to cancel the entire 2004-05 season, NHL hockey returned in 2005-06, featuring new rules intended to create a more exciting style of play. Despite low expectations set by many hockey observers, the Sabres turned in a historic season. Led by Lindy Ruff, who would win the Jack Adams Award as Coach of the Year, Buffalo set a franchise record for wins in a season, with 52. Rookie goaltender Ryan Miller won 30 games on the season, despite missing 18 games with a broken thumb early in the season. The Sabres featured a tremendously balanced scoring attack, with six 20-goal scorers and 12 players with at least 30 points. Afinogenov led the team with 73 points (22+51), while Chris Drury led all goal-scorers with 30. Seven different players reached career highs in either goals, assists, or points. Perhaps the most impressive offensive player on the season was Briere, who, despite being plagued by injuries for much of the season, recorded 58 points (25+33) in 48 games.

It was also a breakout year for several rookies. In addition to the strong freshman campaign turned in by Miller, Thomas Vanek burst on the scene with 25 goals and 23 assists. Jason Pominville, who appeared in 57 games after being called up from Rochester, showed a terrific scoring touch, collecting 18 goals.

Buffalo made the playoffs for the first time since the 2000-01 season, and began by knocking off the Philadelphia Flyers in six games. That set up what turned out to be a wild series with conference-rival Ottawa. With Buffalo leading three games to one, Pominville became the first player in NHL history to score a series-clinching, short-handed, overtime goal when he eluded two Ottawa defenders and slipped the puck past goalie Ray Emery. That set up a showdown with the Carolina Hurricanes in the Eastern Conference Finals, where the Sabres eventually lost in seven games.

The 2006-07 season was unlike any other in Sabres history, as the team captured the Presidents' Trophy by putting together the league's best regular season record. The team started out by tying an NHL record with 10 straight wins, before losing in a shootout to Atlanta on Oct. 28. The Sabres went on to post 53 wins, the most in franchise history. The season was also a success at the turnstiles, as they sold out HSBC Arena for all 41 regular season games and nine playoff games.

A contributing factor to the team's success was having four players with more than 30 goals. Daniel Briere led the team with 95 points (32+63), while Thomas Vanek was a close second with 84 points, including a team-high 43 goals. Chris Drury finished with 69 points (37+32) and Jason Pominville capped a terrific sophomore season with 34 goals. Goaltender Ryan Miller also set a club record with 40 victories after being voted in as a starter for the NHL All-Star game.

Buffalo made it to the playoffs for a second consecutive season. The Sabres eliminated the N.Y. Islanders in five games, and then defeated the N.Y. Rangers 4-2 in the Semifinals. Buffalo advanced to the Conference Finals for the second consecutive year (and fourth time since 1997), before losing in five games to Ottawa.

The 2007-08 season was a drastic change for the Sabres as they failed to make the playoffs after finishing atop the NHL in the regular season standings in 2006-07. The Sabres did see two young stars emerge as Derek Roy and Jason Pominville led the team with 81 and 80 points, respectively.



**BUFFALO SABRES EST. 1970**

The Sabres made history yet again as they hosted the 2008 AMP Winter Classic at Ralph Wilson Stadium in Orchard Park, NY. The Sabres faced the Pittsburgh Penguins in front of 71,217 fans as snow lightly fell on New Year's Day. The game was the first outdoor game to be played in the United States and set the record for attendance at an NHL game. Buffalo would lose the historic game, 2-1, in a shootout.

The 2008-09 season started with high expectations after the Sabres failed to make the post-season a year before. The team got off to a hot start, posting a 6-2-2 record in the month of October. However, injuries to leading goal-scorer Thomas Vanek and starting goaltender Ryan Miller late in the year were too much to overcome. Despite a resilient effort in the final two months, Buffalo failed to make the playoffs for a second consecutive season.

The 2009-10 campaign saw the emergence of one future star and the continuing evolution of another. Sabres defenseman Tyler Myers, the team's first-round selection (12th overall) in the 2008 Entry Draft, burst onto the NHL stage with an impressive rookie season. Myers led all NHL rookies in ice time (23:44) and assists (37) to help earn the Calder Trophy as the league's top first year player. Ryan Miller also continued to raise his status as one of the league's top netminders. Miller was in the top five all season in every goaltending category, including goals-against average (2.22) and save percentage (.929). Miller's strong season was capped off by winning the Vezina Trophy. Miller also set the franchise record for wins, with 41. Overall, the team cracked the 100-point plateau for the ninth time in franchise history and won their sixth division title before falling to the Boston Bruins in the first round of the playoffs.

Following their return to the playoffs, the Sabres entered the 2010-11 season poised to take another step forward. However, after a 3-9-2 start began their descent to the league basement, it looked like the team would instead be taking a step back. When top point scorer Derek Roy (35 points in 35 games) suffered a season-ending injury in late December, the prospects for the Sabres - still eight points out of the final playoff spot in the East - didn't look good.

The Sabres continued to fight and put together an 8-3-1 record in January to close the gap. On Feb. 22, Terry Pegula announced his purchase of the team at a press conference at HSBC Arena. Pegula's arrival invigorated both the fans and the team, who welcomed their new owner with a seven-game unbeaten streak and finished the season on a 16-4-4 run to snatch the final Eastern Conference playoff spot.

Thomas Vanek led the Sabres in goal scoring for the fifth straight year, and also led the team in points for the first time in his career, with 73 (32+41). Vanek is the only player in Sabres history to lead the team in goals for more than three consecutive seasons. Tyler Ennis had a strong debut season, ranking fourth among all NHL rookies with 49 points (20+29), the most by a Buffalo rookie since Derek Plante had 56 in 1993-94. The Sabres were eliminated in the first round of the playoffs after a Game 7 loss to Philadelphia.

The 2011-12 season began on a high note as Buffalo traveled to Europe to take part in the NHL Premiere Series and came away with two wins in Helsinki and Berlin. The team returned home to the newly-named First Niagara Center, which had recently undergone a multi-million dollar facelift, and continued its success on the ice by winning five of its first six games of the year.

A midseason slump put Buffalo near the bottom of the conference in February as the trade deadline approached and the team acquired center Cody Hodgson and defenseman Alexander Sulzer from the Vancouver Canucks. The roster changes, along with the return of a multitude of injured players, seemed to provide a spark for the team and Buffalo quickly started its climb up the conference standings in the second half of the season. The team's success in late February and March pushed Buffalo back into the playoff picture when Buffalo captured eighth place in the Eastern Conference on March 27. However, the team dropped four of its next five games to finish the season without a playoff berth.

A key factor in the team's success during the second half of the season was the strong play of its goaltender, Ryan Miller, who posted 31 wins and a career-high six shutouts during the season despite suffering a concussion earlier in the year. With the 31 wins, Miller became only the sixth goaltender in NHL history to record six consecutive seasons with at least 30 wins. Miller also forever etched a place in Sabres history by passing Dominik Hasek's franchise record of 234 wins - he finished the season with 252 career wins for the club.

A lockout-shortened 2012-13 NHL season left the Sabres with little time to try and meld the new faces brought in through free agency, trades and the draft with the experienced core of veterans on the roster and the team got off to a rocky start. Standing at 6-10-1 in mid-February, the Sabres replaced head coach Lindy Ruff with Ron Rolston, coach of the Rochester Americans, as the Sabres' interim head coach.

More familiar faces departed at the trade deadline, including team captain Jason Pominville, further ushering in a new era for the Sabres. These roster changes, however, armed the Sabres with a stockpile of draft picks - boosting their total to 10 in the 2013 NHL Entry Draft alone - and prospects to continue building its roster of young talent. Despite missing the playoffs, the team made measured strides under Rolston and finished the season 15-11-5 under his guidance, earning Rolston the team's full-time head coaching position.



**BUFFALO SABRES EST. 1970**

Despite missing 10 games to injury, Thomas Vanek led the team in goals (20), assists (21) and points (41) for the second time in his career and also finished tied for third in the league with nine power-play goals. Vanek also moved up in the Sabres' record books, passing Miroslav Satan for the 10th-most points in team history (457). Goaltender Ryan Miller also achieved several milestones during the season, including becoming the 20th NHL goaltender to play 500 games with one team. Miller also passed Dominik Hasek in the Sabres' record books for most games played (500) and most career saves (14,806) in franchise history.

The 2013-14 season marked a period of continued transition; co-captain Thomas Vanek was traded to the New York Islanders and the team's slow start through the first 20 games of the season led to the removal of both Darcy Regier and Ron Rolston. Ted Nolan returned to Buffalo to replace Rolston on an interim basis and on Jan. 9, the Sabres hired Tim Murray to serve as general manager. With a series of trades that included the departure of Miller and team captain Steve Ott, Murray added to the team's growing stockpile of draft picks, as well as bringing in both veterans and prospects. Murray officially named Nolan head coach on March 31, adding stability to a team in transition. In the offseason, the Sabres used the second overall pick in the draft to make forward Sam Reinhart the team's highest draft pick in more than 25 years.

**UNIFORM 1970 TO 2014**

Equipped with one of the National Hockey League's two new teams, the Knox Brothers sought a name for the club that would accompany the Vancouver Canucks into the 1970-71 season. A contest brought about the name "Sabres," which just needed a logo to become the trademark of hockey on the Niagara Frontier. The Sabres crest would remain identical over the first 26 years. The first major change to the team's look came in 1996-97, which accompanied a new home for the Buffalo Sabres (the team moved from Memorial Auditorium into its new address of HSBC Arena).

The crest which would adorn the blue, white and gold jerseys of Buffalo Sabres players from October 1970 until April 1996 reflected the team's name. Along with the Buffalo appeared two crossed sabres "renowned as a clean, sharp, decisive and penetrating weapon on offense, as well as a strong parrying weapon on defense," according to team Public Relations Director Chuck Burr's 1970 press release.

A few minor changes were seen in the Buffalo sweaters over the first 26 years, mostly simple accessory changes. After adding players' last names to the back of the sweaters a few years earlier, 1978-79 marked the first season the team's jerseys did not have drawstrings at the neckline and the debut of the team's crest on the shoulders. While the next season was Buffalo's 10th anniversary campaign, a patch honoring that winter's Olympic Games in Lake Placid, N.Y., was the notable change on the uniforms. The 1980 Winter Olympics is where the legendary "Miracle on Ice" would take place, and where the Sabres held their 1980 training camp. It was probably fitting that 10 years later, a Buffalo Sabres' 20th anniversary logo patch was embroidered on the front right shoulder of the players' uniforms for 1989-90. Two years later, the Sabres joined the other NHL teams in wearing a commemorative patch for the league's 75th anniversary, and fans even had the opportunity to see it on both the home and road jerseys as Buffalo joined 15 other teams in the season-long celebration. For the second half of that season, the Sabres wore their road jerseys at home and donned the home jerseys for away games, to complement the "original six" teams who wore "throwback jerseys." A Stanley Cup centennial patch appeared on the 1992-93 uniforms. Buffalo would again recognize a significant anniversary with a special 25th anniversary logo, which was designed for the team's 1994-95 campaign. Players wore the fifth patch in seven years on the team's sweaters in 1995-96 (bearing jersey number one), remembering former NHL goalie Roger Crozier, who played six of his 14 seasons in the league in Buffalo.

The 1996-97 season began a new era in Buffalo Sabres hockey with a new home, new colors and a new logo. The Sabres' new colors would be black, white, red, gray and silver, featuring a white buffalo head as the new team logo. A secondary logo of a "B" with the familiar sabre piercing through it would also be featured on the shoulder of the new jerseys. In their first season in the new uniforms, the Sabres honored the memory of co-founder Seymour H. Knox III with a circular patch bearing the initials SHK III.

On Nov. 22, 2000, the Sabres unveiled the team's third jersey against the Philadelphia Flyers. The third jersey was a tribute to the original sweater, while incorporating colors and elements from the current design, unveiled in 1996. The organization chose from over 50 different concepts and developed a blend of the 1970s blue and gold crest, featuring the traditional circle and crossed Sabres logo, adorned on a red-based jersey, trimmed in the team's black and silver of the 1990s. The word "BUFFALO" appeared on the lower trim to signify the team's proud attachment to its hometown. The third jersey also featured the current Sabres white buffalo-head logo appearing on the shoulders. The Sabres also wore their original blue and yellow colors with the former logo and design for the season finale, April 4, 2003, against New Jersey.

The Sabres new uniform scheme, unveiled on September 16, 2006, took its inspiration from the original Sabres uniform (1971-1996) and second uniform (1996-2005). The design was a collaborative effort between the Sabres and Reebok International. The new "blue and gold" colors were altered to a deeper navy blue and richer gold that had a greater visual impact both in person and on television broadcasts. Silver accents and a revised "B-Sabre" logo were carried over from the team's second uniform. Unique in the NHL, the new uniforms had player numbers on the front of the jersey. Buffalo also debuted a new alternate uniform that was the original blue uniform from 1970 with the player number on the front like on the newly designed uniforms. The alternate jersey was only worn for the 2006-07 season.

For the Winter Classic game on January 1, 2008, the Sabres wore a modified version of the team's original white jerseys. This was the only time the jersey was worn that season.

The Sabres introduced a new third jersey in 2008-09 that incorporated design elements from the original uniforms while linking elements from the current jerseys. The team's original road uniform (1971-1996) was updated to incorporate the darker navy blue and rich gold featured in the current uniforms along with silver accents on the stripes to give dimension to the original design. The player numbers appeared on the front of the uniform and a neck tie was incorporated, similar to what was worn by the team the first seven years Buffalo was in the league. The original crossed Sabres logo also features silver accents to give a beveled look to the team's original logo. The jersey was designed to incorporate the design elements of the Reebok EDGE uniform system.

During the 2010-11 season the Sabres completed the return to their roots, adopting a uniform at home and on the road that recalled elements of the first uniform in franchise history. At home, the Sabres utilized the team's previous third jersey. On the road, they donned a white jersey that incorporates the same accent elements of the updated home jersey. The team also unveiled an all new 40th anniversary uniform. This classically-designed uniform was a tribute to not only the history of Buffalo hockey, but early NHL jersey designs of the past.



**UNIFORM 1970 TO 2014**

The 40th anniversary alternate jersey was worn 12 times at HSBC Arena during the 2010-11 season and continued to serve as the team's alternate jersey in 2011-12.

The team unveiled another new alternate jersey prior to the 2013-14 season. Challenged by Sabres ownership to use gold as the primary jersey color for the first time in team history, the Sabres' creative team - in collaboration with Reebok - created a two-tone jersey with gold as the primary color on the front and navy blue on the back. A newly designed Buffalo Sabres wordmark appeared on the players' pant leg as well as just below the neckline on the main jersey, right above the Sabres' traditional crest on the front of the jersey. Additionally, a unique font and number art were designed by Reebok and were inspired by the tips of actual sabers. The all-new font was used for the jersey numbers as well as players' names. Captain and alternate captain insignia incorporated crossed sabers as design elements and the patches were moved from the traditional spot on the chest to the shoulder of the jersey.



1970 Home Jersey



1970 Road Jersey



1983 Home Jersey



1983 Road Jersey



1996 Home Jersey



1996 Road Jersey



2000 Alternate Jersey



2006 Alternate Jersey



**UNIFORM 1970 TO 2014**



2006 Home Jersey



2006 Road Jersey



2008 Alternate Jersey



Winter 2008 Jersey



2010 Home Jersey



2010 Road Jersey



2010 Alternate Jersey



2013 Alternate Jersey



**ALL-TIME ATTENDANCE STATISTICS**

Year	REGULAR SEASON			PLAYOFFS		
	GP	Attendance	Average	GP	Attendance	Average
1970-71	39	379,121	9,721	0	0	0
1971-72	39	597,622	15,324	0	0	0
1972-73	39	609,570	15,632	3	47,004	15,668
1973-74	39	611,052	15,668	0	0	0
1974-75	40	626,720	15,668	9	142,767	15,863
1975-76	40	657,320	16,433	5	82,165	16,433
1976-77	40	657,320	16,433	3	49,299	16,433
1977-78	40	657,320	16,433	4	65,732	16,433
1978-79	40	657,320	16,433	2	32,866	16,433
1979-80	40	657,320	16,433	7	115,031	16,433
1980-81	40	656,307	16,408	5	70,386	14,077
1981-82	40	619,400	15,585	2	30,043	15,022
1982-83	40	515,766	12,894	4	65,732	16,433
1983-84	40	566,562	14,164	2	32,866	16,433
1984-85	40	613,441	15,336	2	30,828	15,414
1985-86	40	587,635	14,691	0	0	0
1986-87	40	527,241	13,181	0	0	0
1987-88	40	571,088	14,277	3	49,299	16,433
1988-89	40	572,648	14,316	2	32,866	16,433
1989-90	40	634,692	15,867	3	49,076	16,359
1990-91	40	626,171	15,654	3	45,010	15,003
1991-92	40	615,668	15,392	3	44,069	14,690
1992-93	41	614,227	14,981	4	65,300	16,325
1993-94	41	602,779	14,702	3	46,889	15,630
1994-95	24	361,537	15,064	2	29,486	14,743
1995-96	41	563,271	13,738	0	0	0
1996-97	41	693,379	16,912	7	130,165	18,595
1997-98	41	641,034	15,635	7	130,165	18,595
1998-99	41	737,275	17,982	10	185,950	18,595
1999-00	41	736,174	17,955	2	37,380	18,690
2000-01	41	731,438	17,840	7	130,276	18,611
2001-02	41	705,468	17,207	0	0	0
2002-03	41	564,827	13,776	0	0	0
2003-04*	41	626,843	15,289	0	0	0
2005-06*	41	690,474	16,841	8	149,520	18,690
2006-07	41	766,290	18,690	9	168,210	18,690
2007-08**	41	765,817	18,678	0	0	0
2008-09	41	759,798	18,532	0	0	0
2009-10	41	759,695	18,529	3	56,070	18,690
2010-11	41	756,568	18,453	3	56,070	18,690
2011-12***	40	747,485	18,687	0	0	0
2012-13	24	455,281	18,970	0	0	0
2013-14	41	761,595	18,575	0	0	0

First Niagara Center increased capacity from 18,595 to 18,690 to start the 1999-00 season due to reconfiguration of the arena's handicapped seating, and from 18,690 to 19,070 to start the 2012-13 season.

\* - One game held at Blue Cross Arena, Rochester, NY (11,200).

\*\* - One game held at Ralph Wilson Stadium, Orchard Park, NY (71,217).

\*\*\* - One game held at Hartwall Areena, Helsinki, Finland (not included in totals).

Longest sellout streak including playoffs: 359 -- (October 15, 1972 to November 12, 1980)

**1970**

Player	RD.	NO.	POS.	AMATEUR TEAM
Perreault, Gilbert	1	1	C	Montreal Jr. Canadiens
Deadmarsh, Butch	2	15	LW	Brandon Wheat Kings
Cuddie, Steve	3	29	D	Toronto Marlboros
Wyrozub, Randy	4	43	C	Edmonton Oil Kings
Morton, Mike	5	57	F	Shawinigan Bruins
Keeler, Tim	6	71	D	Niagara Falls Flyers
Regan, Tim	7	84	G	Boston University
Rombough, Doug	8	97	C	St. Catharines Black Hawks
Nadeau, Luc	9	107	C	Drummondville Rangers

**1971**

Player	RD.	NO.	POS.	AMATEUR TEAM
Martin, Richard	1	5	LW	Montreal Jr. Canadiens
Ramsay, Craig	2	19	LW	Peterborough TPT's
Hajt, Bill	3	33	D	Saskatoon Blades
Richer, Robert	4	47	C	Three Rivers Dukes
Warr, Steve	5	61	D	Clarkson University
Duguay, Pierre	6	75	C	Quebec Remparts

**1972**

Player	RD.	NO.	POS.	AMATEUR TEAM
Schoenfeld, Jim	1	5	D	Niagara Falls Flyers
Carriere, Larry	2	25	D	Loyola Univ. (Montreal)
McMasters, Jim	3	37	D	Calgary Centennials
Campeau, Richard	4	53	D	Sorel Black Hawks
Gratton, Gilles	5	69	G	Oshawa Generals
McNab, Peter	6	85	RW	University of Denver

**1973**

Player	RD.	NO.	POS.	AMATEUR TEAM
Titanic, Morris	1	12	LW	Sudbury Wolves
Landry, Jean	2	28	D	Quebec Remparts
Deschamps, Andre	3	44	LW	Quebec Remparts
Dupuis, Yvon	4	60	LW	Quebec Remparts
Smulders, Bob	5	76	RW	Peterborough TPT's
Korzack, Neil	6	92	RW	Peterborough TPT's
Young, Bob	7	108	D	University of Denver
O'Connell, Tim	8	124	RW	University of Vermont

**1974**

Player	RD.	NO.	POS.	AMATEUR TEAM
Fogolin, Lee	1	11	D	Oshawa Generals
Gare, Danny	2	29	RW	Calgary Centennials
Deziel, Michel	3	47	LW	Sorel Black Hawks
McIntosh, Paul	4	65	D	Peterborough TPT's
Lariviere, Gary	5	83	D	St. Catharines Black Hawks
Given, David	6	101	D	Brown University
Noreau, Bernard	7	119	RW	Laval National
Constantin, Charles	8	136	LW	Quebec Remparts
Jodzio, Rick	9	153	LW	Hamilton Red Wings
Smith, Derek	10	168	C	Ottawa 67's
Tsujimoto, Taro	11	183	C	Tokyo Katanas
Geoffrion, Bob	12	196	LW	Cornwall Royals



**1975**

Player	RD.	NO.	POS.	AMATEUR TEAM
Sauve, Bob	1	17	G	Laval National
Breitenbach, Ken	2	35	D	St. Catharines Black Hawks
Martin, Terry	3	44	LW	London Knights
McAdam, Gary	3	53	RW	St. Catharines Black Hawks
Neeld, Greg	4	71	D	Calgary Centennials
Edwards, Don	5	89	G	Kitchener Rangers
Minor, Jim	6	107	LW	Regina Pats
Rowe, Grant	7	125	D	Ottawa 67's
Tidey, Alex	8	143	RW	Lethbridge Broncos
Whitby, Andy	9	159	RW	Oshawa Generals
Moher, Len	10	174	G	University of Notre Dame

**1976**

Player	RD.	NO.	POS.	AMATEUR TEAM
Kowal, Joe	2	33	LW	Hamilton Fincups
Maze, Henry	4	69	LW	Edmonton Oil Kings
Roscoe, Ron	5	87	D	Hamilton Fincups
Lemieux, Don	6	105	D	Three Rivers Draveurs

**1977**

Player	RD.	NO.	POS.	AMATEUR TEAM
Seiling, Ric	1	14	RW	St. Catharines Fincups
Areschenkoff, Ron	2	32	C	Medicine Hat Tigers
Stewart, Bill	4	68	D	Niagara Falls Flyers
Sirois, Richard	5	86	G	Laval National
Ramsey, Wayne	6	104	D	Brandon Wheat Kings

**1978**

Player	RD.	NO.	POS.	AMATEUR TEAM
Playfair, Larry	1	13	D	Portland Winter Hawks
McKegney, Tony	2	32	LW	Kingston Canadiens
McClanahan, Rob	3	49	LW	University of Minnesota
Gazdic, Mike	4	66	D	Sudbury Wolves
Ireland, Randy	5	82	G	Portland Winter Hawks
McGregor, Cam	6	99	LW	Cornwall Royals
Eastman, Dan	7	116	C	London Knights
Stroebel, Eric	8	133	C	University of Minnesota
O'Sullivan, Eugene	9	150	C	Calgary Wranglers

**1979**

Player	RD.	NO.	POS.	AMATEUR TEAM
Ramsey, Mike	1	11	D	University of Minnesota
Ruff, Lindy	2	32	D	Lethbridge Broncos
Robinson, Mark	3	53	D	Victoria Cougars
Cloutier, Jacques	3	55	G	Three Rivers Draveurs
Hamel, Gilles	4	74	LW	Laval National
Haworth, Alan	5	95	C	Sherbrooke Beavers
Knickle, Rick	6	116	G	Brandon Wheat Kings

**1980**

Player	RD.	NO.	POS.	AMATEUR TEAM
Patrick, Steve	1	20	RW	Brandon Wheat Kings
Moller, Mike	2	41	RW	Lethbridge Broncos
McKenna, Sean	3	56	RW	Sherbrooke Beavers
North, Jay	3	62	C	Jefferson (Minn.) H.S.
Wiemer, Jim	4	83	D	Peterborough Petes
Rueter, Dirk	5	104	D	Sault St. Marie Greyhounds
Naud, Daniel	6	125	D	Sorel Black Hawks
Paavola, Jari	7	146	G	T.P.S. (Finland)
Cunneyworth, Randy	8	167	C	Ottawa 67's
Beckon, Dave	9	188	C	Peterborough Petes
Bader, John	10	209	LW	Irondale (Minn.) H.S.

**1981**

Player	RD.	NO.	POS.	AMATEUR TEAM
Dudacek, Jiri	1	17	RW	Czechoslovakia
Virta, Hannu	2	38	D	T.P.S. (Finland)
Aldred, Jim	3	59	LW	Kingston Canadiens
Chisholm, Colin	3	60	D	Calgary Wranglers
Eatough, Jeff	4	80	RW	Cornwall Royals
Wikberg, Anders	4	83	LW	Timra (Sweden)
Eivola, Mauri	5	101	C	T.P.S. (Finland)
Butorac, Ali	6	122	D	Ottawa 67's
Leime, Heikki	7	143	D	T.P.S. (Finland)
Orlando, Gates	8	164	C	Providence College
Sebek, Venci	9	185	D	Niagara Falls Flyers
Harper, Warren	10	206	RW	Prince Albert

**1982**

Player	RD.	NO.	POS.	AMATEUR TEAM
Housley, Phil	1	6	D	South St. Paul (Minn.) H.S.
Cyr, Paul	1	9	LW	Victoria Cougars
Andreychuk, Dave	1	16	C	Oshawa Generals
Anderson, Mike	2	26	C	North St. Paul (Minn.) H.S.
Johansson, Jens	2	30	D	Pitea (Sweden)
Jutila, Timo	4	68	D	Tappara (Finland)
Hamilton, Jeff	4	79	C	Providence College
Logan, Bob	5	100	RW	West Island
Parker, Jeff	6	111	C	Mariner (Minn.) H.S.
Gustavsson, Jacob	6	121	G	Almtuna (Sweden)
Bishop, Alan	7	142	D	Niagara Falls Flyers
Verret, Claude	8	163	C	Three Rivers Draveurs
Norman, Rob	9	184	RW	Cornwall Royals
Craig, Mike	10	205	G	Billings Bighorns
Plankers, Jim	11	226	D	Cloquet (Minn.) H.S.

**1983**

Player	RD.	NO.	POS.	AMATEUR TEAM
Barrasso, Tom	1	5	G	Acton-Boxborough H.S.
Lacombe, Normand	1	10	RW	Univ. of New Hampshire
Creighton, Adam	1	11	C	Ottawa 67's
Tucker, John	2	31	C	Kitchener Rangers
Hajdu, Richard	2	34	LW	Kamloops Jr. Oilers



**1983 CONTINUED**

Player	RD.	NO.	POS.	AMATEUR TEAM
Puppa, Daren	4	74	G	Kirkland Lake Intermediates
Meyer, Jayson	5	94	D	Regina Pats
Hofford, James	6	114	D	Windsor Spitfires
Ruuttu, Christian	7	134	C	IFK, Helsinki (Finland)
McSween, Don	8	154	D	Redford (Mich.) Royals
Hoover, Tim	9	174	D	Sault St. Marie Greyhounds
Ferner, Mark	10	194	D	Kamloops Blazers
Krupp, Uwe	11	214	D	Kolner (West Germany)
Hamelin, Marc	12	234	G	Shawinigan Cataracts
Salfi, Kermit	12	235	LW	Northwood Prep H.S.

**1984**

Player	RD.	NO.	POS.	AMATEUR TEAM
Andersson, Mikael	1	18	LW	Vastra Frolunda (Sweden)
Trapp, Doug	2	39	LW	Regina Pats
Sheppard, Ray	3	60	RW	Cornwall Royals
Halkidis, Bob	4	81	D	London Knights
Rampton, Joey	5	102	LW	Sault Ste. Marie Greyhounds
Gasseau, James	6	123	D	Drummondville
Wakaluk, Darcy	7	144	G	Kelowna Wings
Stambert, Orwar	8	165	D	Djurgardens (Sweden)
McKinnon, Brian	10	207	C	Ottawa 67's
Delcourt, Grant	11	228	RW	Kelowna Wings
Baker, Sean	12	249	LW	Seattle Breakers

**1985**

Player	RD.	NO.	POS.	AMATEUR TEAM
Johansson, Calle	1	14	D	Vastra Frolunda (Sweden)
Hogue, Benoit	2	35	C	St. Jean Beavers
Gretzky, Keith	3	56	C	Windsor Compuware Spitfires
Moylan, Dave	4	77	D	Sudbury Wolves
Priestlay, Ken	5	98	C	Victoria Cougars
Reekie, Joe	6	119	D	Cornwall Royals
Matikainen, Petri	7	140	D	Sapko (Finland)
Kaese, Trent	8	161	RW	Lethbridge Broncos
Sejba, Jiri	9	182	LW	Dukla Jihlava (Czech.)
Sutton, Boyd	10	203	C	Stratford Jr. B
Larose, Guy	11	224	C	Guelph Platers
Baumgartner, Ken	12	245	D	Prince Albert Raiders

**1986**

Player	RD.	NO.	POS.	AMATEUR TEAM
Anderson, Shawn	1	5	D	Team Canada
Brown, Greg	2	26	D	St. Marks H.S.
Corkum, Bob	3	47	RW	University of Maine
Kerr, Kevin	3	56	RW	Windsor Compuware Spitfires
Baseggio, David	4	68	D	Yale University
Rooney, Larry	5	89	D	Thayer
Baldris, Miguel	6	110	D	Shawinigan Cataracts
Hartman, Mike	7	131	RW	North Bay Centennials
Guay, Francois	8	152	LW	Laval Titans
Whitham, Shawn	9	173	D	Providence College

Note: S in round number refers to the supplemental draft.

**1986 CONTINUED**

Player	RD.	NO.	POS.	AMATEUR TEAM
Rein, Kenton	10	194	G	Prince Albert Raiders
Arndt, Troy	11	215	D	Portland Winter Hawks
Capello, Jeff	S1	5	LW	University of Vermont
Cullen, John	S2	10	C	Boston University

**1987**

Player	RD.	NO.	POS.	AMATEUR TEAM
Turgeon, Pierre	1	1	C	Granby Bisons
Miller, Brad	2	22	D	Regina Pats
MacVicar, Andrew	3	53	LW	Peterborough Petes
Bradley, John	4	84	G	New Hampton H.S.
Pergola, David	5	85	RW	Belmont Hill H.S.
Marshall, Chris	6	106	LW	Boston College H.S.
Flanigan, Paul	7	127	D	New Hampton H.S.
Dooley, Sean	8	148	D	Groton
Roberts, Tim	8	153	C	Deerfield Academy
Tkachuk, Grant	9	169	LW	Saskatoon Blades
Herbers, Ian	10	190	D	Swift Current Broncos
Littman, David	11	211	G	Boston College
MacIassac, Allan	12	232	LW	Guelph Platers
Snuggerud, Dave	S1	1	LW	University of Minnesota
de Carle, Mike	S2	6	RW	Lake Superior St.

**1988**

Player	RD.	NO.	POS.	AMATEUR TEAM
Savage, Joel	1	13	RW	Victoria Cougars
Loewen, Darcy	3	55	LW	Spokane Chiefs
Carney, Keith	4	76	D	Mt. St. Charles H.S.
Mogilny, Alexander	5	89	RW	ZSKA Moscow
Ray, Rob	5	97	LW	Cornwall Royals
Di Vita, David	6	106	D	Lake Superior State
McLaughlin, Mike	6	118	LW	Choate
Griffith, Mike	7	139	RW	Ottawa 67's
Ruoho, Daniel	8	160	D	Madison Memorial H.S.
Flaherty, Wade	9	181	G	Victoria Cougars
Nieman, Thomas	11	223	RW	Choate
Wallwork, Robert	12	244	C	Miami (Ohio) University
Davies, Clarke	S3	18	D	Ferris State University

**1989**

Player	RD.	NO.	POS.	AMATEUR TEAM
Haller, Kevin	1	14	D	Regina Pats
Thomas, Scott	3	56	RW	Nichols (N.Y.) H.S.
MacDonald, Doug	4	77	C	University of Wisconsin
Sutton, Ken	5	98	D	Saskatoon Blades
Pye, Bill	6	107	G	Northern Michigan University
Barkley, Mike	6	119	RW	University of Maine
Plante, Derek	8	161	C	Cloquet (Minn.) H.S.
Audette, Donald	9	183	RW	Laval Titans
Astley, Mark	10	194	D	Lake Superior State
Nelson, John	10	203	C	Toronto Marlboros

Note: S in round number refers to the supplemental draft.



**1989 CONTINUED**

Player	RD.	NO.	POS.	AMATEUR TEAM
Henderson, Todd	11	224	G	Thunder Bay
Bavis, Michael	12	245	RW	Cushing Academy
Boyce, Ian	S3	19	LW	University of Vermont

**1990**

Player	RD.	NO.	POS.	AMATEUR TEAM
May, Brad	1	14	LW	Niagara Falls Thunder
McCarthy, Brian	4	82	C	Pingree H.S. (Mass.)
Smehlik, Richard	5	97	D	Vitkovice (Czech.)
Bojcun, Todd	5	100	G	Peterborough (OHL)
Pascall, Brad	5	103	D	University of North Dakota
Gordiouk, Viktor	7	142	LW	Krylja Sovetov
Nedoma, Milan	8	166	D	Zetor Brno (Czech.)
Winch, Jason	9	187	LW	Niagara Falls Thunder
Naud, Sylvain	10	208	RW	Laval Titans
Martin, Kenneth	11	229	LW	Belmont Hill (Mass.) H.S.
Rubachuk, Brad	12	250	C	Lethbridge Hurricanes
McFarlane, Shane	S3	24	C	University of North Dakota

**1991**

Player	RD.	NO.	POS.	AMATEUR TEAM
Boucher, Philippe	1	13	D	Granby Bisons
Dawe, Jason	2	35	LW	Peterborough Petes
Young, Jason	3	57	LW	Sudbury Wolves
Ambroziak, Peter	4	72	LW	Ottawa 67's
Shields, Steve	5	101	G	Univ. of Michigan
O'Donnell, Sean	6	123	D	Sudbury Wolves
Holzinger, Brian	6	124	C	Detroit Red Wings Jr. A
Snell, Chris	7	145	D	Ottawa 67's
Kuntos, Jiri	8	162	D	Jihlava (Czech.)
Iob, Tony	9	189	LW	Sault St. Marie Greyhounds
Meany, Spencer	10	211	RW	St. Lawrence University
Volkov, Mihail	11	233	RW	Krylja (U.S.S.R.)
Smith, Mike	12	255	D	Lake Superior State
Steer, Jamie	S3	19	RW	Michigan Tech

**1992**

Player	RD.	NO.	POS.	AMATEUR TEAM
Cooper, David	1	11	D	Medicine Hat (WHL)
Cierny, Jozef	2	35	LW	Zvolen (Czech)
Steiner, Ondrej	3	59	C	Plzen (Czech)
Melanson, Dean	4	80	D	St. Hyacinthe (QMJHL)
Barnaby, Matthew	4	83	LW	Beauport (QMJHL)
Ketterer, Markus	5	107	G	Jokerit (Finland)
Khmylev, Yuri	5	108	LW	Krylja (CIS)
Rushforth, Paul	6	131	C	North Bay (OHL)
Tiltgen, Dean	8	179	C	Tri-City (WHL)
Simon, Todd	9	203	C	Niagara Falls (OHL)
Kowalsky, Rick	10	227	RW	Sault St. Marie (OHL)
Clancy, Chris	11	251	LW	Cornwall (OHL)

Note: S in round number refers to the supplemental draft.

**1993**

Player	RD.	NO.	POS.	AMATEUR TEAM
Tsygurov, Denis	2	38	D	Lada Togliatti (CIS)
Philpott, Ethan	3	64	RW	Phillips Andover Academy
Safarik, Richard	5	116	LW	Nitra (EUR)
Pozzo, Kevin	6	142	D	Moose Jaw (WHL)
Petrenko, Sergei	7	168	LW	Dynamo Moscow (CIS)
Barrie, Mike	8	194	C	Victoria (WHL)
Moore, Barrie	9	220	LW	Sudbury (OHL)
Davis, Chris	10	246	G	Calgary Royals (Tier 2)
Nichol, Scott	11	272	C	Portland (WHL)

**1994**

Player	RD.	NO.	POS.	AMATEUR TEAM
Primeau, Wayne	1	17	C	Owen Sound (OHL)
Brown, Curtis	2	43	C	Moose Jaw (WHL)
Ndur, Rumun	3	69	D	Guelph (OHL)
Klimentiev, Sergei	5	121	D	Medicine Hat (WHL)
Benazic, Cal	6	147	D	Medicine Hat (WHL)
Plouffe, Steve	7	168	G	Granby (QMJHL)
Hnidy, Shane	7	173	D	Prince Albert (WHL)
Webb, Steve	7	176	RW	Peterborough (OHL)
Westerby, Bob	8	199	LW	Kamloops (WHL)
Millar, Craig	9	225	D	Swift Current (WHL)
Polak, Mark	10	251	C	Medicine Hat (WHL)
Wright, Shayne	11	277	D	Owen Sound (OHL)

**1995**

Player	RD.	NO.	POS.	AMATEUR TEAM
McKee, Jay	1	14	D	Niagara Falls (OHL)
Biron, Martin	1	16	G	Beauport (QMJHL)
Dutiaume, Mark	2	42	LW	Brandon (WHL)
Sunderland, Mathieu	3	68	RW	Drummondville (QMJHL)
Davidson, Matt	4	94	RW	Portland (WHL)
Menhart, Marian	5	111	D	Litvinov (Czech)
Popp, Kevin	5	119	D	Seattle (WHL)
Bienvenue, Daniel	5	123	LW	Val d'Or (QMJHL)
Scott, Brian	7	172	C	Kitchener (OHL)
Zanutto, Mike	8	198	C	Oshawa (OHL)
Skrlac, Rob	9	224	LW	Kamloops (WHL)

**1996**

Player	RD.	NO.	POS.	AMATEUR TEAM
Rasmussen, Erik	1	7	C/LW	University of Minnesota
Sarich, Cory	2	27	D	Saskatoon (WHL)
Van Oene, Darren	2	33	LW	Brandon (WHL)
Methot, Francois	3	54	C	St-Hyacinthe (QMJHL)
Walsh, Kurt	4	87	RW	Owen Sound (OHL)
Martone, Mike	4	106	D	Peterborough (OHL)
Tezikov, Alexei	5	115	D	Lada Togliatti (Russia)
Davis, Ryan	6	142	RW	Owen Sound (OHL)
Mortier, Darren	6	161	C	Sarnia (OHL)
Buhler, Scott	9	222	G	Medicine Hat (WHL)



**1997**

Player	RD.	NO.	POS.	AMATEUR TEAM
Noronen, Mika	1	21	G	Tappara (Finland)
Tallinder, Henrik	2	48	D	AIK (Sweden)
Afinogenov, Maxim	3	69	RW	Dynamo (Russia)
Martin, Jeff	3	75	C	Windsor (OHL)
Theoret, Luc	4	101	D	Lethbridge (WHL)
DiRoberto, Torrey	5	128	C	Seattle (WHL)
Campbell, Brian	6	156	D	Ottawa (OHL)
Adduono, Jeremy	7	184	RW	Sudbury (OHL)
Piros, Kamil	8	212	C	Litvinov (Czech)
Kemp, Dylan	9	238	D	Lethbridge (WHL)

**1998**

Player	RD.	NO.	POS.	AMATEUR TEAM
Kalinin, Dimitri	1	18	D	Traktor (Russia)
Peters, Andrew	2	34	LW	Oshawa (OHL)
Milley, Norman	2	47	RW	Sudbury (OHL)
Kristek, Jaroslav	2	50	RW	ZPS Zlin (Czech)
Pandolfo, Mike	3	77	LW	St. Sebastien's
Goldade, Aaron	5	137	C	Brandon (WHL)
Kotalik, Ales	6	164	RW	HC Ceske Budejovice (Czech)
Moran, Brad	7	191	C	Calgary (WHL)
Moravec, David	8	218	RW	HC Vitkovice (Czech)
Terglav, Edo	9	249	RW	Baie-Comeau (QMJHL)

**1999**

Player	RD.	NO.	POS.	AMATEUR TEAM
Heisten, Barrett	1	20	LW	University of Maine
Bartovic, Milan	2	35	RW	Trencin (Slovakia)
Janik, Doug	2	55	D	University of Maine
Zigomanis, Michael	2	64	C	Kingston (OHL)
Preston, Tim	3	73	LW	Seattle (WHL)
Mosovsky, Karel	4	117	LW	Regina (WHL)
Miller, Ryan	5	138	G	Soo (NAHL)
Kinch, Matthew	5	146	D	Calgary (WHL)
Hyacinthe, Seneque	6	178	LW	Val D'Or (QMJHL)
Dececco, Bret	7	206	RW	Seattle (WHL)
Self, Brad	8	235	C	Peterborough (OHL)
Brunel, Craig	9	263	RW	Prince Albert (WHL)

**2000**

Player	RD.	NO.	POS.	AMATEUR TEAM
Kriukov, Artem	1	15	C	Yaroslavl (Russia)
Decaire, Gerard	2	48	D	Seattle (WHL)
Rousseau, Ghyslain	4	111	G	Baie-Comeau (QMJHL)
Denisov, Denis	5	149	D	HC Moscow (Russia)
Bizyayev, Vasily	7	213	F	CSKA Jr. (Russia)
Gaustad, Paul	7	220	C/LW	Portland (WHL)
McMorrow, Sean	8	258	D	Kitchener (OHL)
Courtney, Ryan	9	277	LW	Windsor (OHL)

**2001**

Player	RD.	NO.	POS.	AMATEUR TEAM
Novotny, Jiri	1	22	C	Budejovice (Czech)
Roy, Derek	2	32	C	Kitchener (OHL)
Thorburn, Chris	2	50	C	North Bay (OHL)
Pominville, Jason	2	55	RW	Shawinigan (QMJHL)
Vondrka, Michal	5	155	LW	Budejovice (Czech)
Aslund, Calle	8	234	D	Huddinge (Sweden)
Dubec, Marek	8	247	D	Vsetin (Slovakia)
Jorde, Ryan	9	279	D	Tri-City (WHL)

**2002**

Player	RD.	NO.	POS.	AMATEUR TEAM
Ballard, Keith	1	11	D	University of Minnesota
Paille, Daniel	1	20	LW	Guelph (OHL)
Tessier, Michael	3	76	LW	Acadie-Bathurst (QMJHL)
Adams, John	3	82	D	Boston College
Hulva, Jakub	4	108	F	Citkovice (Czech)
Magers, Marty	4	121	G	Omaha (USHL)
Sheviev, Maxim	6	178	C	Elemash Elektorstal (Russia)
Hecl, Radoslav	7	208	D	Bratislava (Slovakia)
Wideman, Dennis	8	241	D	London (OHL)
Cizek, Martin	9	271	D	HC Slavia Praha (Czech)

**2003**

Player	RD.	NO.	POS.	AMATEUR TEAM
Vanek, Thomas	1	5	LW	University of Minnesota
Fabry, Branislav	2	65	RW	Bratislava Jr. (Slovakia)
MacArthur, Clarke	3	74	LW	Medicine Hat (WHL)
Hejda, Jan	4	106	D	HC Slavia Praha (Czech)
Ezhov, Denis	4	114	D	Togliatti (Russia)
Morrow, Thomas	5	150	D	Des Moines (USHL)
Voroshinin, Pavel	6	172	D	Mississauga (OHL)
Paetsch, Nathan	7	202	D	Moose Jaw (WHL)
Weber, Jeff	8	235	G	Plymouth (OHL)
Martin, Louis-Phillippe	9	266	RW	Baie-Comeau (QMJHL)

**2004**

Player	RD.	NO.	POS.	AMATEUR TEAM
Stafford, Drew	1	13	RW	University of North Dakota
Funk, Michael	2	43	D	Portland (WHL)
Sekera, Andrej	3	71	D	Trencin Jr. (Slovakia)
Valent, Michal	5	145	G	Martin Jr. (Slovakia)
Kaleta, Patrick	6	176	RW	Peterborough (OHL)
Mancari, Mark	7	207	RW	Ottawa (OHL)
Card, Mike	8	241	D	Kelowna (WHL)
Hunter, Dylan	9	273	LW	London (OHL)

**2005**

Player	RD.	NO.	POS.	AMATEUR TEAM
Zagrapan, Marek	1	13	C	Chicoutimi (QMJHL)
Gogulla, Philippe	2	48	LW	Koln (Germany)
Gagnani, Marc-Andre	3	87	D	PEI (QMJHL)
Butler, Chris	4	96	D	Sioux City (USHL)



**2005 CONTINUED**

Player	RD.	NO.	POS.	AMATEUR TEAM
Gerbe, Nathan	5	142	C	US Under-18 (USDL)
Dennis, Adam	6	182	G	London (OHL)
Buravchikov, Vyacheslav	6	191	D	Kryja (Russia)
Generous, Matt	7	208	D	N.E. Jr. Falcons (EJHL)
Orpik, Andrew	7	227	D	Thayer Academy (USHSE)

**2006**

Player	RD.	NO.	POS.	AMATEUR TEAM
Persson, Dennis	1	24	D	Vasteras Jr. (Sweden)
Enroth, Jhonas	2	46	G	Sodertalje (Sweden)
Weber, Mike	2	57	D	Windsor (OHL)
Schutz, Felix	4	117	C	Saint John (QMJHL)
Biega, Alex	5	147	D	Salisbury (USHS)
Breault, Benjamin	7	207	C	Baie Comeau (QMJHL)

**2007**

Player	RD.	NO.	POS.	AMATEUR TEAM
Brennan, T.J.	2	31	D	St. John's (QMJHL)
Schiestel, Drew	2	59	D	Mississauga (OHL)
Tropp, Corey	3	89	F	Sioux Falls (USHL)
Eidsness, Bradley	5	139	G	Okotoks (AJHL)
Allard, Jean-Simon	5	147	C	St. John's (QMJHL)
Byron, Paul	6	179	C	Gatineau (QMJHL)
Eno, Nick	7	187	G	Green Mountain (EJHL)
MacKenzie, Drew	7	209	D	The Taft School (USHS)

**2008**

Player	RD.	NO.	POS.	AMATEUR TEAM
Myers, Tyler	1	12	D	Kelowna (WHL)
Ennis, Tyler	1	26	LW	Medicine Hat (WHL)
Adam, Luke	2	44	LW	St. John's (WHL)
Fienhage, Cory	3	81	D	Eastview (USHS)
Jokinen, Justin	4	101	RW	Cloquet (USHS)
Southorn, Jordon	4	104	D	PEI (QMJHL)
Lagace, Jacob	5	134	LW	Chicoutimi (QMJHL)
Crawford, Nick	6	164	D	Saginaw (OHL)

**2009**

Player	RD.	NO.	POS.	AMATEUR TEAM
Kassian, Zack	1	13	RW	Peterborough (OHL)
McNabb, Brayden	3	66	D	Kootenay (WHL)
Foligno, Marcus	4	104	LW	Sudbury (OHL)
Adams, Mark	5	134	D	Malden Catholic (USHS)
Knapp, Connor	6	164	G	Miami (CCHA)
Legault, Maxime	7	194	RW	Shawinigan (QMJHL)

**2010**

Player	RD.	NO.	POS.	AMATEUR TEAM
Pysyk, Mark	1	23	D	Edmonton (WHL)
Gauthier-Leduc, Jerome	3	68	D	Rouyn-Noranda (QMJHL)
Sundher, Kevin	3	75	C	Chilliwack (WHL)

**2010 CONTINUED**

Player	RD.	NO.	POS.	AMATEUR TEAM
MacKenzie, Matt	3	83	D	Calgary (WHL)
Shiple, Steven	4	98	C	Owen Sound (OHL)
Sutch, Gregg	5	143	RW	Mississauga (OHL)
Henley, Cedrick	6	173	LW	Val d'Or (QMJHL)
Isackson, Christian	7	203	RW	St. Thomas (USHS)
Boychuk, Riley	7	208	LW	Portland (WHL)

**2011**

Player	RD.	NO.	POS.	AMATEUR TEAM
Armia, Joel	1	16	RW	Assat (SM-liiga)
Catenacci, Daniel	3	77	C	Sault Ste. Marie (OHL)
Jacobs, Colin	4	107	C	Seattle (WHL)
Lepkowski, Alex	5	137	D	Barrie (OHL)
Lieuwen, Nathan	6	167	G	Kootenay (WHL)
Navin, Brad	7	197	C	Waupaca (USHS)

**2012**

Player	RD.	NO.	POS.	AMATEUR TEAM
Grigorenko, Mikhail	1	12	C	Quebec (QMJHL)
Girgensons, Zemgus	1	14	C	Dubuque (USHL)
McCabe, Jake	2	44	D	Wisconsin (WCHA)
Kea, Justin	3	73	C	Saginaw (OHL)
Nelson, Logan	5	133	C	Victoria (WHL)
Ullmark, Linus	6	163	G	MODO Jr. (SWE-Jr.)
Austin, Brady	7	193	D	Belleville (OHL)
Peterson, Judd	7	204	C/RW	Duluth Marshall (USHS)

**2013**

Player	RD.	NO.	POS.	AMATEUR TEAM
Ristolainen, Rasmus	1	8	D	TPS (SM-liiga)
Zadorov, Nikita	1	16	D	London (OHL)
Compher, J.T.	2	35	LW	US Under-18 (USHL)
Hurley, Connor	2	38	C	Edina (USHS)
Bailey, Justin	2	52	RW	Kitchener (OHL)
Baptiste, Nicholas	3	69	RW	Sudbury (OHL)
Petersen, Cal	5	129	G	Waterloo (USHL)
Possler, Gustav	5	130	RW	MODO Jr. (SWE-Jr.)
Florentino, Anthony	5	143	D	South Kent (USHS)
Malone, Sean	6	159	C	US Under-18 (USHL)
Locke, Eric	7	189	C	Saginaw (OHL)

**2014**

Player	RD.	NO.	POS.	AMATEUR TEAM
Reinhart, Sam	1	2	C	Kootenay (WHL)
Lemieux, Brendan	2	31	LW	Barrie (OHL)
Cornel, Eric	2	44	C	Peterborough (OHL)
Karabacek, Vaclav	2	49	RW	Gatineau (QMJHL)
Johansson, Jonas	3	61	G	Brynäs Jr. (Sweden)
Martin, Brycen	3	74	D	Swift Current (WHL)
Willman, Maxwell	5	121	C	Williston-North Hampton (USHS)
Brown, Christopher	6	151	C	Cranbrook Kingswood (USHS)
Olofsson, Victor	7	181	RW	MODO Jr. (Sweden)



**1970**

Date	Transaction
6-9-70	Selected Kevin O'Shea, Cliff Schmautz, Brian McDonald and Bill Inglis in the Inter-League Draft.
6-9-70	Claimed Joe Daley on waivers from Pittsburgh.
6-10-70	Selected Tom Webster, Al Hamilton, Don Marshall, Tracy Pratt, Jim Watson, Francois Lacombe, Phil Goyette, Reg Fleming, Mike McMahon, Skip Krake, Jean-Guy Lagace, Craig Cameron, Chris Evans, Doug Barrie, Gerry Meehan, Paul Terbenche, Brian Perry, Howie Menard, Rocky Farr and Gary Edwards in the NHL Expansion Draft.
6-10-70	Traded Tom Webster to Detroit for Roger Crozier.
6-10-70	Purchased Ted Hodgson from the N.Y. Rangers.
9-2-70	Purchased Floyd Smith and Brent Imlach from Toronto.
10-2-70	Traded Craig Cameron to St. Louis for Ron Anderson.
10-9-70	Purchased Dave Dryden from Pittsburgh.
10-19-70	Purchased Bill Sutherland from Philadelphia; traded Sutherland to St. Louis for future considerations.
11-2-70	Claimed Steve Atkinson on waivers from Boston.
11-2-70	Claimed Paul Andrea on waivers from California.
11-3-70	Claimed Bob Baun on waivers from Detroit.
11-4-70	Traded Bob Baun to St. Louis for Jean-Guy Talbot and Larry Keenan.
11-25-70	Traded Mike McMahon to Los Angeles for Eddie Shack and Dick Duff.
12-28-70	Lost Cliff Schmautz on waivers to Philadelphia.

**1971**

Date	Transaction
1-24-71	Traded Jean-Guy Legace to Pittsburgh for Terry Ball.
5-25-71	Traded Joe Daley to Detroit for Don Luce and Mike Robitaille.
6-8-71	Selected Danny Lawson from Minnesota, Rod Zaine from Pittsburgh, Rene Robert and Ken Murray from Toronto, Ray McKay from Chicago, Tom Miller from Detroit and Hugh Harris from Montreal and lost Don Marshall to Toronto, Gary Edwards to Los Angeles and Rene Robert to Pittsburgh in Intra-League Draft.
11-16-71	Traded Larry Keenan to Philadelphia for Larry Mickey.
12-16-71	Traded Doug Barrie and Mike Keeler to Los Angeles for Mike Byers and Larry Hillman.

**1972**

Date	Transaction
1-14-72	Traded a second-round draft choice in 1972 (Larry Sacharuk) to the New York Rangers for Jim Lorentz.
3-3-72	Lost Kevin O'Shea on waivers to St. Louis.
3-4-72	Acquired Rene Robert from Pittsburgh for Eddie Shack.
3-5-72	Traded Chris Evans to St. Louis for George Morrison and a second-round draft choice in 1972 (Larry Carriere).
3-5-72	Sold Phil Goyette to the N.Y. Rangers.
6-5-72	Acquired Tim Horton from Pittsburgh in Intra-League Draft.
6-6-72	Lost Tom Miller and Ken Murray to the N.Y. Islanders and Rod Zaine to Atlanta in the Expansion Draft.
6-18-72	Purchased Rod Busniuk from Montreal.

**1973**

Date	Transaction
2-14-73	Traded Butch Deadmarsh to Atlanta for Norm Gratton.
6-12-73	Lost Ray McKay to California and acquired Joe Noris from St. Louis in the Intra-League Draft.
6-14-73	Traded Jake Rathwell to St. Louis for Paul Curtis.
12-27-73	Traded Tracy Pratt and John Gould to Vancouver for Jerry Korab.

**1974**

<b>Date</b>	<b>Transaction</b>
1-21-74	Traded Paul Curtis to the N.Y. Rangers for Real Lemieux.
3-10-74	Traded Doug Rombough to the N.Y. Islanders for Brian Spencer.
6-10-74	Lost Ron Busniuk to Detroit in Intra-League Draft.
6-12-74	Lost Paul Terbenche to Kansas City and Steve Atkinson and Randy Wyrozub to Washington in the NHL Expansion Draft.
10-14-74	Traded Gerry Meehan and Mike Robitaille to Vancouver for Jocelyn Guevremont and Bryan McSheffrey.

**1975**

<b>Date</b>	<b>Transaction</b>
1-27-75	Traded Norm Gratton and a third-round draft choice in 1976 (Ron Zanussi) to Minnesota for Fred Stanfield.
3-3-75	Traded the rights to Garry Lariviere to the N.Y. Islanders for the rights to Gerry Desjardins.
10-1-75	Sold Rocky Farr to Kansas City.
10-1-75	Traded Larry Carriere, a first-round draft choice in 1976 (Greg Carroll) and cash to Atlanta for Jacques Richard.

**1976**

<b>Date</b>	<b>Transaction</b>
6-11-76	Traded the rights to free agent Peter McNab to Boston for the rights to free agent Andre Savard.

**1977**

<b>Date</b>	<b>Transaction</b>
3-3-77	Sold Roger Crozier to Washington.
9-20-77	Traded Brian Spencer to Pittsburgh for Ron Schock.

**1978**

<b>Date</b>	<b>Transaction</b>
None	

**1979**

<b>Date</b>	<b>Transaction</b>
2-6-79	Traded Gary McAdam to Pittsburgh for Dave Schultz.
3-12-79	Traded Jocelyn Guevremont to the N.Y. Rangers for a third-round draft choice in 1979 (Jacques Cloutier) and a third-round draft choice in 1980 (Sean McKenna).
6-13-79	Lost Lee Fogolin and Ron Areshenkoff to Edmonton, Terry Martin to Quebec and Dave Given to Hartford in the NHL Expansion Draft.
10-5-79	Traded Rene Robert to Colorado for John Van Boxmeer.
11-13-79	Traded Alex Tidey to Edmonton for John Gould.

**1980**

<b>Date</b>	<b>Transaction</b>
3-10-80	Traded Jerry Korab to Los Angeles for a first-round draft choice in 1982 (Phil Housley).
10-30-80	Traded Bill Stewart to St. Louis for Bob Hess and a fourth-round draft choice in 1981 (Anders Wickenberg).

**1981**

<b>Date</b>	<b>Transaction</b>
1-12-81	Lost Rick Dudley on waivers to Winnipeg.
3-10-81	Traded Rick Martin to Los Angeles for a third-round draft choice in 1981 (Colin Chisholm) and a first-round draft choice in 1983 (Tom Barrasso).



**1981**

<b>Date</b>	<b>Transaction</b>
3-10-81	Traded Don Luce to Los Angeles for a sixth-round draft choice in 1982 (Jeff Parker) and cash.
10-5-81	Acquired Yvon Lambert from Montreal and lost Rob McClanahan to Hartford in Waiver Draft.
12-2-81	Traded Jim Schoenfeld, Danny Gare and Derek Smith to Detroit for Mike Foligno, Dale McCourt and Brent Peterson.
12-2-81	Traded Bob Sauve to Detroit for a conditional first-round draft choice (Sauve was returned to the Sabres after the 1981-82 season).

**1982**

<b>Date</b>	<b>Transaction</b>
2-8-82	Acquired Paul Harrison on waivers from Pittsburgh.
6-9-82	Traded Alan Haworth and a third-round draft choice in 1982 (Milan Novy) to Washington for a second-round draft choice (Mike Anderson) and a fourth-round draft choice (Timo Jutila) in 1982.
6-9-82	Traded Don Edwards, Richie Dunn, a second-round draft choice in 1982 (Rich Kromm) and a first-round draft choice in 1983 (Dan Quinn) to Calgary for a first-round draft choice (Paul Cyr) and second-round draft choice (Jens Johansson) in 1982 and a first-round draft choice (Norm Lacombe) and a second-round draft choice in 1983 (John Tucker).
6-9-82	Traded a 12th-round draft choice in 1982 (Marco Callas) to Washington for a 12th-round draft choice in 1983 (Kermit Salfi)

**1983**

<b>Date</b>	<b>Transaction</b>
6-6-83	Traded Tony McKegney, Andre Savard, J.F. Sauve and a third-round draft choice in 1983 (Iirvo Jarvi) to Quebec for Real Cloutier and a first-round draft choice in 1983 (Adam Creighton).
10-3-83	Lost John Van Boxmeer to Quebec in the Waiver Draft.

**1984**

<b>Date</b>	<b>Transaction</b>
12-6-84	Traded Steve Patrick and Jim Wiemer to the N.Y. Rangers for Dave Maloney and Chris Renaud.

**1985**

<b>Date</b>	<b>Transaction</b>
9-9-85	Purchased Don Lever from New Jersey.
10-4-85	Traded Randy Cunneynworth and Mike Moller to Pittsburgh for Pat Hughes.
10-7-85	Lost Brent Peterson to Vancouver in the Waiver Draft.
10-15-85	Traded Bob Sauve to Chicago for a third-round draft choice in 1985 (Kevin Kerr).

**1986**

<b>Date</b>	<b>Transaction</b>
1-30-86	Traded Larry Playfair, Sean McKenna and Ken Baumgartner to Los Angeles for Brian Engblom and Doug Smith.
3-11-86	Traded a 12th-round draft choice in 1986 (Doug Kirton) to New Jersey for Phil Russell.
4-22-86	Traded a third-round draft choice in 1987 (Ross Wilson) to Los Angeles for an eighth-round draft choice in 1987 (Tim Roberts) and future considerations.
6-21-86	Traded Gilles Hamel to Winnipeg for Scott Arniel.
10-3-86	Traded Brian Engblom to Calgary for Jim Korn.
10-6-86	Acquired Clark Gillies from the N.Y. Islanders and Wilf Paiement from the N.Y. Rangers while losing Pat Hughes to St. Louis and Mal Davis to Los Angeles in the Waiver Draft.
10-7-86	Traded Ric Seiling to Detroit for future considerations.
11-19-86	Traded a second-round draft choice in 1988 (Martin St. Amour) to Montreal for Tom Kurvers.



**1987**

Date	Transaction
3-6-87	Traded Norm Lacombe, the professional rights to Wayne Van Dorp and a fourth-round draft choice in 1987 (Peter Eriksson) to Edmonton for Mark Napier, Lee Fogolin and a fourth-round draft choice in 1987 (John Bradley).
5-22-87	Traded Jim Korn to New Jersey for Jan Ludvig.
6-13-87	Traded Tom Kurvers to New Jersey for a third-round draft choice in 1987 (Andrew MacVicar) and a 10th-round draft choice in 1989 (Mark Astley).
10-5-87	Acquired Ed Hospodar from Philadelphia and Kevin Maguire from Toronto and lost Dave Fenyves to Philadelphia in the Waiver Draft.
10-13-87	Traded Andy Ristau to Minnesota for a sixth-round draft choice in 1988 (David Di Vita).
12-31-87	Traded Paul Cyr and a 10th-round draft choice in 1988 (Eric Fenton) to the N.Y. Rangers for Mike Donnelly and a fifth-round draft choice in 1988 (Alexander Mogilny).

**1988**

Date	Transaction
2-11-88	Traded Steve Dykstra and a seventh-round draft choice in 1989 (Davis Payne) to Edmonton for Scott Metcalfe and a ninth-round draft choice in 1989 (Donald Audette).
10-3-88	Acquired Steve Smith from Calgary and lost Doug Smith to Edmonton and Jim Hofford to Los Angeles in the Waiver Draft.
10-3-88	Acquired Wayne Van Dorp from Pittsburgh for a seventh-round draft choice in 1990 (Pat Neaton).
10-21-88	Traded Bob Logan and a ninth-round draft choice in 1989 (Jim Giacin) to Los Angeles for Larry Playfair.
11-12-88	Traded Tom Barrasso and a third-round draft choice in 1990 (Joe Dziedzic) to Pittsburgh for Doug Bodger and Darrin Shannon.
12-26-88	Traded Adam Creighton and future considerations to Chicago for Rick Vaive and future considerations.

**1989**

Date	Transaction
2-16-89	Traded Wayne Van Dorp to Chicago for a seventh-round draft choice in 1990 (Viktor Gordiuk).
3-6-89	Traded Calle Johansson and a second-round draft choice in 1989 (Byron Dafoe) to Washington for Clint Malarchuk, Grant Ledyard and a sixth-round draft choice in 1991 (Brian Holzinger).
3-7-89	Traded Lindy Ruff to the N.Y. Rangers for a fifth-round draft choice in 1990 (Richard Smehlik).
6-1-89	Traded Mark Ferner to Washington for Scott McCrory.
6-17-89	Traded Joe Reekie to the N.Y. Islanders for a sixth-round draft choice in 1989 (Bill Pye).
9-29-89	Traded Jacques Cloutier and a sixth-round draft choice in 1990 (Derek Edgerly) to Chicago for Steve Ludzik and a fifth-round draft choice in 1990 (Todd Bojcun).
10-2-89	Lost Mikael Andersson to Hartford in the Waiver Draft.
10-4-89	Traded a fourth-round draft choice in 1991 (Keith Redmond) to Los Angeles for Dean Kennedy.
11-24-89	Traded Bob Halkidis and future considerations to Los Angeles for Dale DeGray and future considerations.

**1990**

Date	Transaction
1-5-90	Traded John Tucker to Washington for future considerations.
3-5-90	Traded Kevin Maguire and a second-round draft choice in 1990 (Mikael Renberg) to Philadelphia for Jay Wells and a fourth-round draft choice in 1991 (Peter Ambroziak).
6-16-90	Traded Phil Housley, Scott Arniel, Jeff Parker and a first-round draft choice in 1990 (Keith Tkachuk) to Winnipeg for Dale Hawerchuk and a first-round draft choice in 1990 (Brad May).
7-3-90	Purchased John Tucker from the Washington Capitals.
7-9-90	Traded Ray Sheppard to the N.Y. Rangers for cash and future considerations.
9-30-90	Traded Mike Donnelly to Los Angeles for Mikko Makela. Traded Shawn Anderson to Washington for Bill Houlder.
12-17-90	Traded Mike Foligno and an eighth-round draft choice in 1991 (Thomas Kucharcik) to Toronto for Lou Franceschetti and Brian Curran.



**1991**

<b>Date</b>	<b>Transaction</b>
1-21-91	Traded John Tucker to the N.Y. Islanders for future considerations.
3-5-91	Traded the rights to Ken Priestley to Pittsburgh for Tony Tanti. Acquired Steve Weeks from Vancouver for future considerations.
5-26-91	Traded Darcy Wakaluk to Minnesota for an eighth-round draft choice in 1991 (Jiri Kuntos).
5-30-91	Lost Greg Paslawski to San Jose in the expansion draft.
6-22-91	Acquired Tom Draper from Winnipeg for future considerations (Buffalo's seventh-round choice in 1992 - Artur Oktyabrev).
10-11-91	Traded Darrin Shannon, Dean Kennedy and Mike Hartman to Winnipeg for Dave McLlwain, Gord Donnelly, Winnipeg's fifth-round choice (Yuri Khmylev) in 1992 and future considerations.
10-24-91	Acquired Colin Patterson from Calgary for future considerations.
10-25-91	Traded Pierre Turgeon, Uwe Krupp, Dave McLlwain and Benoit Hogue to the N.Y. Islanders for Pat LaFontaine, Randy Wood and Randy Hillier.

**1992**

<b>Date</b>	<b>Transaction</b>
3-9-92	Traded Dave Snuggerud to San Jose for Wayne Presley. Traded Jay Wells to the N.Y. Rangers for Randy Moller.
3-10-92	Traded Kevin Haller to Montreal for Petr Svoboda. Acquired Dave Hannan from Toronto for a sixth-round draft choice (Chris Deruiter) in 1992.
6-15-92	Traded Christian Ruuttu and future considerations to Winnipeg for Stephane Beauregard.
6-18-92	Lost Darcy Loewen and Brad Miller to Ottawa in the expansion draft.
8-7-92	Traded Stephane Beauregard and future considerations (fourth-round pick in 1993 - Eric Daze) to Chicago for Dominik Hasek.

**1993**

<b>Date</b>	<b>Transaction</b>
2-3-93	Traded Dave Andreychuk, Daren Puppa, and the team's first-round draft choice in 1993 (Kenny Jonsson) to Toronto for Grant Fuhr and the Maple Leafs' fifth-round pick (Kevin Popp) in the 1995 Entry Draft.
3-22-93	Traded Mike Ramsey to the Pittsburgh Penguins for Bob Errey.
6-24-93	Lost Bill Houlder and Bob Corkum to Anaheim in the expansion draft.
9-1-93	Traded Jozef Cierny and a future draft choice (fourth round in 1994 - Jussi Tarvainen) to Edmonton for Craig Simpson.
9-30-93	Traded Tom Draper to the New York Islanders for future considerations (Steve Plouffe, 7th-round choice, 1994 Entry Draft).
10-27-93	Traded Keith Carney and a future draft choice (sixth-round pick in 1995 - Marc Magliarditi) to Chicago for Craig Muni and Chicago's fifth-round choice in 1995 (Daniel Bienvenue).
12-15-93	Traded Gord Donnelly to the Dallas Stars for James Black and a conditional draft choice in 1994 (Steve Webb).

**1994**

<b>Date</b>	<b>Transaction</b>
7-8-94	Acquired Kevin McClelland from the Winnipeg Jets in exchange for future considerations.
7-26-94	Traded Sean O'Donnell to the Los Angeles Kings for Doug Houda.

**1995**

<b>Date</b>	<b>Transaction</b>
1-18-95	Lost Randy Wood to Toronto in the Waiver Draft.
2-14-95	Traded Philippe Boucher, Grant Fuhr, and Denis Tsygurov to Los Angeles for Charlie Huddy, Robb Stauber, Alexei Zhitnik, and a fifth-round draft choice in 1995 (Marian Menhart).
4-7-95	Traded Petr Svoboda to Philadelphia for Garry Galley. Traded Ken Sutton to Edmonton for Scott Pearson.
7-8-95	Traded Alexander Mogilny and a fifth-round draft choice in 1995 (Todd Norman) to Vancouver for Mike Peca, Mike Wilson, and a first-round draft choice in 1995 (Jay McKee).



**1995 CONTINUED**

<b>Date</b>	<b>Transaction</b>
10-2-95	Lost Bob Sweeney to N.Y. Islanders and claimed Brent Hughes from Boston and Rob Conn from New Jersey in the Waiver Draft.
11-16-95	Traded Doug Bodger to San Jose for Vaclav Varada, Martin Spanhel, Philadelphia's fourth-round draft pick in 1996 (Mike Martone), and either the Flyers' or Toronto's first-round draft pick in 1996 (to be determined by Philadelphia prior to the draft).

**1996**

<b>Date</b>	<b>Transaction</b>
2-1-96	Acquired Bob Boughner from the Florida Panthers in exchange for a conditional fourth-round draft choice in 1996 (Chris Allen).
2-15-96	Traded Craig Muni and the first-round draft pick in the 1996 draft (Daniel Briere) acquired in the three-team trade in November, 1995 involving San Jose, Philadelphia, and Buffalo, in exchange for Darryl Shannon and Michal Grosek.
3-19-96	Traded Charlie Huddy and a seventh-round draft pick in 1996 (Daniel Corso) to the St. Louis Blues for Denis Hamel.
3-20-96	Traded Dave Hannan to the Colorado Avalanche for a sixth-round draft choice in the 1996 NHL Entry Draft. Also traded Yuri Khmylev and an eighth-round pick in 1996 (Andrei Podkonicky) to St. Louis for a second-round draft choice in 1996 (Cory Sarich), a third-round pick in 1997 (Maxim Afinogenov), and defenseman Jean-Luc Grand-Pierre.

**1997**

<b>Date</b>	<b>Transaction</b>
3-18-97	Traded Barrie Moore and Craig Millar to Edmonton in exchange for Miroslav Satan.
9-24-97	Acquired Jason Woolley from the Pittsburgh Penguins in exchange for a 1998 fifth-round draft choice (Robert Scuderi).
9-29-97	Traded Pat LaFontaine to the New York Rangers in exchange for a second-round draft pick in 1998 (Andrew Peters) and future considerations.
11-12-97	Traded Andrei Trefilov to the Chicago Blackhawks for an undisclosed 1998 draft choice.

**1998**

<b>Date</b>	<b>Transaction</b>
2-4-98	Acquired Geoff Sanderson from the Vancouver Canucks in exchange for Brad May and a third-round draft pick in 1999.
3-24-98	Acquired Paul Kruse and Jason Holland from the N.Y. Islanders in exchange for Jason Dawe. Note: Holland was assigned to Rochester following trade.
6-18-98	Acquired Kay Whitmore, a second-round draft choice in 1998 (Jaroslav Kristek) and future considerations from the San Jose Sharks in exchange Steve Shields and a fourth-round draft pick in 1998 (Miroslav Zalesak). Note: Did not extend qualifying offer to Whitmore (on 7-1-98), making goaltender an unrestricted free agent.
6-26-98	Bob Boughner selected by the Nashville Predators in the 1998 Expansion Draft held in Buffalo.
12-18-98	Rumun Ndur claimed off waivers by N.Y. Rangers. Traded Donald Audette to the Los Angeles Kings in exchange for a 1999 second-round draft choice (Milan Bartovic).

**1999**

<b>Date</b>	<b>Transaction</b>
3-11-99	Acquired Stu Barnes from the Pittsburgh Penguins in exchange for Matthew Barnaby.
3-23-99	Acquired Joe Juneau and a 1999 third-round draft choice (Tim Preston) from the Washington Capitals in exchange for Alexei Tezikov. Traded Mike Wilson to the Florida Panthers in exchange for Rhett Warrener and a 1999 fifth-round draft choice (Ryan Miller). Traded Derek Plante to the Dallas Stars in exchange for a 1999 second-round draft choice (Michael Zigomanis).



**1999 CONTINUED**

Date	Transaction
6-25-99	Darryl Shannon selected by Atlanta Thrashers in the 1999 Expansion Draft. Sent Dean Sylvester to the Atlanta Thrashers for future considerations.

**2000**

Date	Transaction
1-23-00	Acquired Vladimir Tsyplov from Los Angeles in exchange for an eighth-round draft choice in the 2000 NHL Entry Draft.
3-10-00	Acquired Chris Gratton and a second-round draft choice in 2001 (Derek Roy) from Tampa Bay in exchange for Wayne Primeau, Brian Holzinger, Cory Sarich, and a third-round selection in the 2000 NHL Entry Draft.
6-23-00	Acquired Doug Gilmour and Jean-Pierre Dumont from Chicago in exchange for Michal Grosek. Dwayne Roloson and Geoff Sanderson selected by Columbus in the 2000 Expansion Draft. Sent Jean-Luc Grand-Pierre, Matt Davidson and fifth-round picks in 2000 and 2001 Entry Draft to Columbus in exchange for future considerations.

**2001**

Date	Transaction
3-13-01	Acquired Donald Audette from Atlanta for Kamil Piros and a fourth-round pick in 2001 NHL Entry Draft; acquired Steve Heinze from Columbus for a third-round draft pick in 2001 NHL Entry Draft.
6-24-01	Traded Michael Peca to the NY Islanders for Tim Connolly and Taylor Pyatt.
7-1-01	Traded Dominik Hasek to Detroit for Vyacheslav Kozlov, a first-round draft pick in the 2002 NHL Draft and future considerations.

**2002**

Date	Transaction
6-22-02	Traded Vyacheslav Kozlov and the 41st pick in the 2002 NHL Entry Draft to Atlanta for the 31st and 82nd picks in the 2002 NHL Entry Draft; Acquired Jochen Hecht from Edmonton for the 31st and 82nd picks in the 2002 NHL Entry Draft.
7-24-02	Acquired Adam Mair and a fifth-round draft choice in the 2003 NHL Entry Draft from Los Angeles in exchange for Erik Rasmussen.
11-16-02	Traded Jason Woolley to Detroit for future considerations.

**2003**

Date	Transaction
2-25-03	Acquired Jakub Klepis from Ottawa in exchange for Vaclav Varada and a fifth-round draft pick in 2003 NHL Entry Draft.
3-10-03	Traded Stu Barnes to Dallas for Mike Ryan and Dallas' second-round draft choice in the 2003 NHL Entry Draft (Branislav Fabry).
3-10-03	Traded Rob Ray to Ottawa for future considerations.
3-11-03	Acquired Daniel Briere and Phoenix's third-round selection in the 2004 NHL Entry Draft (Andrej Sekera) for Chris Gratton and Buffalo's fourth-round choice in the 2004 Entry Draft (Liam Reddox).
7-3-03	Acquired Steven Reinprecht from Colorado in exchange for Keith Ballard; Acquired Chris Drury and Steve Begin from Calgary in exchange for Rhett Warrener and Reinprecht.

**2004**

Date	Transaction
3-08-04	Acquired Brad Brown and a sixth-round selection in the 2005 NHL Entry Draft (Vyacheslav Buravchikov) from Minnesota in exchange for a fourth-round selection in the 2005 NHL Entry Draft.
3-09-04	Acquired Jeff Jillson and a ninth-round selection in the 2005 NHL Entry Draft from San Jose in exchange for Curtis Brown and Andy Delmore; Acquired Mike Grier from Washington in exchange for Jakub Klepis.



**2005**

<b>Date</b>	<b>Transaction</b>
8-25-05	Acquired Toni Lydman from Calgary in exchange for a third-round selection in the 2006 NHL Entry Draft.

**2006**

<b>Date</b>	<b>Transaction</b>
3-09-06	Traded Mika Noronen to Vancouver in exchange for a second-round selection in the 2006 NHL Entry Draft (Jhonas Enroth).

**2007**

<b>Date</b>	<b>Transaction</b>
2-27-07	Acquired Dainius Zubrus and Timo Helbling from Washington for Jiri Novotny and Buffalo's first-round selection in the 2007 Entry Draft; acquired Ty Conklin from Columbus in exchange for Buffalo's fifth-round selection in the 2007 Entry Draft; acquired Mikko Lehtonen from Nashville in exchange for Buffalo's fourth-round selection in the 2007 Entry Draft; traded Martin Biron to Philadelphia for their second-round selection in the 2007 Entry Draft (TJ Brennan).

**2008**

<b>Date</b>	<b>Transaction</b>
2-26-08	Acquired Steve Bernier and a first-round selection in 2008 Entry Draft (Tyler Ennis) from San Jose in exchange for Brian Campbell and a seventh-round selection in 2008 Entry Draft.
7-04-08	Traded Steve Bernier to Vancouver in exchange for a second-round selection in 2010 Entry Draft and a third-round selection in 2009 Entry Draft; Acquired Craig Rivet and a seventh-round selection in 2010 Entry Draft from San Jose in exchange for a second-round selection in 2009 Entry Draft and a second-round selection in 2010 Entry Draft.
10-1-08	Claimed Matt Ellis off waivers from Los Angeles.

**2009**

<b>Date</b>	<b>Transaction</b>
3-4-09	Acquired Mikael Tellqvist from Phoenix in exchange for a Buffalo's fourth-round selection in the 2010 NHL Entry Draft; Acquired Dominic Moore from Toronto in exchange for Buffalo's second-round selection in the 2009 NHL Entry Draft; Acquired Edmonton's second-round selection in the 2009 NHL Entry Draft in exchange for Ales Kotalik.
10-20-09	Acquired third-round pick in the 2010 NHL Entry Draft and conditional 2010 draft pick from Boston in exchange for Daniel Paille.

**2010**

<b>Date</b>	<b>Transaction</b>
3-3-10	Acquired Raffi Torres from Columbus in exchange for Nathan Paetsch and second-round pick (previously acquired from Vancouver) in the 2010 NHL Entry Draft; Acquired third- and fourth-round picks in 2010 Entry Draft from Atlanta in exchange for Clarke MacArthur.

**2011**

<b>Date</b>	<b>Transaction</b>
2-26-11	Lost Craig Rivet on waivers to Columbus.
2-27-11	Acquired Brad Boyes from St. Louis in exchange for a second-round pick in the 2011 NHL Entry Draft.
6-25-11	Acquired Robyn Regehr, Ales Kotalik and a second-round pick in the 2012 NHL Entry Draft from Calgary in exchange for Paul Byron and the rights to Chris Butler.



**2012**

<b>Date</b>	<b>Transaction</b>
2-27-12	Acquired Cody Hodgson and Alexander Sulzer from Vancouver in exchange for Zack Kassian and Marc-Andre Gragnani.
2-27-12	Acquired a first-round pick in the 2012 NHL Entry Draft from Nashville in exchange for Paul Gaustad and a fourth-round pick in the 2013 NHL Entry Draft.
6-29-12	Acquired rights to Christian Ehrhoff from the New York Islanders in exchange for a fourth-round pick in the 2012 NHL Entry Draft.
7-2-12	Acquired Steve Ott and Adam Parody from Dallas in exchange for Derek Roy.

**2013**

<b>Date</b>	<b>Transaction</b>
3-15-13	Acquired a fifth-round pick (Gustav Possler) in the 2013 NHL Entry Draft from Florida in exchange for TJ Brennan.
3-30-13	Acquired a second-round pick (Justin Bailey) and a fifth-round pick (Anthony Florentino) in the 2013 NHL Entry Draft from the St. Louis Blues in exchange for Jordan Leopold.
4-1-13	Acquired a second-round pick in the 2014 NHL Entry Draft and a second-round pick in the 2015 NHL Entry Draft from the Los Angeles Kings in exchange for Robyn Regehr.
4-3-13	Acquired Johan Larsson, Matt Hackett, a first-round pick (Nikita Zadorov) in the 2013 NHL Entry Draft and a second-round pick in the 2014 NHL Entry Draft from the Minnesota Wild in exchange for Jason Pominville.
6-30-13	Acquired Jamie McBain and a second-round pick (J.T. Compher) in the 2013 NHL Entry Draft from the Carolina Hurricanes in exchange for Andrej Sekera.
10-27-13	Acquired Matt Moulson, a first-round selection in the 2015 NHL Entry Draft and a second-round selection in the 2015 NHL Entry Draft from the New York Islanders in exchange for Thomas Vanek
11-27-13	Claimed Matt D'Agostini off waivers from Pittsburgh
11-28-13	Lost Corey Tropp on waivers to Columbus
12-19-13	Acquired Linus Omark from the Edmonton Oilers in exchange for a conditional sixth-round pick in the 2014 NHL Entry Draft

**2014**

<b>Date</b>	<b>Transaction</b>
1-3-14	Claimed Zenon Konopka off waivers from the Minnesota Wild
2-28-14	Acquired Jaroslav Halak, Chris Stewart, William Carrier, a first-round pick in the 2015 NHL Entry Draft and third-round pick in the 2016 NHL Entry Draft from St. Louis in exchange for Ryan Miller and Steve Ott
3-5-14	Acquired Nicolas Deslauriers and Hudson Fasching from Los Angeles in exchange for Brayden McNabb, Jonathan Parker, a second-round pick in the 2014 NHL Entry Draft and a second-round pick in the 2015 NHL Entry Draft; Acquired Michal Neuvirth and Rostislav Klesla from Washington in exchange for Jaroslav Halak and a third-round pick in the 2015 NHL Entry Draft; Acquired Torrey Mitchell, a second-round pick in the 2014 NHL Entry Draft and a second-round pick in the 2016 NHL Entry Draft from Minnesota in exchange for Matt Moulson and Cody McCormick; Claimed Cory Conacher off waivers from Ottawa
7-1-14	Acquired Josh Gorges from Montreal in exchange for a second-round pick in the 2016 NHL Entry Draft.



WE ARE HOCKEY  
WE ARE BUFFALO

2014-15 BUFFALO SABRES  
**AHL AFFILIATE**





**EXECUTIVE**

Ower ..... Terry Pegula  
 President ..... Ted Black  
 General Manager ..... Tim Murray  
 Vice President of Business Operations ..... Rob Kopacz  
 Director of Strategic Planning.....Jody Gage

**COACHING & HOCKEY OPERATIONS**

Head Coach..... Chadd Cassidy  
 Assistant Coach .....Chris Taylor  
 Assistant Coach ..... John Wroblewski  
 Player Development Coach .....Randy Cunneynworth  
 Goaltending Coach .....Bob Janosz  
 Strength & Conditioning Coach..... Jason Kilijanski  
 Athletic Trainer ..... Rob Frost  
 Assistant Athletic Trainer .....Kent Weisbeck  
 Equipment Manager ..... Ben Laing  
 Assistant Equipment Manager ..... Thomas Anderson  
 Assistant Equipment Manager ..... Jack Heyman  
 Video/Administrative Coach.....Kyle Smith  
 Hockey Technologies Assistant ..... Steve Pignata  
 Team Doctor..... Dr. Robert Bronstein, MD  
 Team Chiropractor .....Dr. Donald Dudley  
 Team Dentist.....Dr. Ned Nicosia, DDS  
 Internal Medicine.....Dr. Marc Berliant, MD  
 Massage Therapist ..... Steve Squire

**COMMUNICATIONS/PUBLIC RELATIONS**

Director of Public Relations ..... Rob Crean  
 Manager of Communications & Alumni Relations ..... Warren Kosel  
 Play-By-Play Broadcaster .....Don Stevens  
 Color Analyst..... Ric Seiling  
 Team Photographer..... Micheline Veluvolu

**CORPORATE SPONSORSHIP**

Director of Partnership Development.....Chad Buck  
 Partner ship Service Manager..... Nicole Petix

**GAME PRESENTATION**

Director of Game Presentation ..... Caitlin Salemi  
 Editor/Videographer ..... Bryan Darrow

**TICKET OPERATIONS**

Director of Ticket Sales & Service..... Nick Nucci  
 Manager of Ticket Sales .....Cailin O'Hara  
 Ticket Sales Associate..... Chris LaFlair  
 Ticket Ticket Sales Associate .....Greg Metzen  
 Tictet Sales Associate..... Ed Solorzano  
 Receptionist.....Cindy Barber

**MERCHANDISE**

Merchandising ..... Amerks Team Store

**GENERAL INFORMATION**

Executive Offices .....  
 ..... The Blue Cross Arena at the Rochester War Memorial  
 One War Memorial Square, Rochester, NY 14614  
 Ticket Hotline ..... 1-855-GO-AMERKS  
 Telephone/Executive Offices .....(585) 454-5335  
 Fax Number .....(585) 454-3954  
 Website ..... www.amerks.com  
 Home Ice.....  
 ..... The Blue Cross Arena at the Rochester War Memorial  
 Dimensions of Rink ..... 197' x 85'  
 Seating Capacity..... 10,662  
 Location of Press Box..... Suite Level

**HISTORY OF THE AFFILIATION** EST 1956

After three seasons with the Portland Pirates, the Buffalo Sabres renewed their affiliation with the Rochester Americans before the 2011-12 season. The 2014-15 season will mark the 33rd season of affiliation between the Sabres and Amerks, one of the longest relationships between an NHL team and its AHL affiliate.

The Amerks are entering their 58th season in the American Hockey League and the team will once again be an essential pipeline for future Sabres stars. The current Sabres roster is filled with 10 former Amerks.

It was during the 1979-80 campaign that the two organizations first formed a professional hockey partnership. Billy Inglis was the first head coach of the Amerks during the affiliation. Future coaches would include Mike Keenan, Joe Crozier, Jim Schoenfeld, Don Lever, John Van Boxmeer, John Tortorella, Brian McCutcheon and Randy Cunneyworth. Both Keenan (New York Rangers, 1994) and Tortorella (Tampa Bay Lightning, 2004) went on to coach NHL teams to Stanley Cup victories.

In 32 years of affiliation, the Amerks have compiled a record of 1,253-1,015-257-23 in 2,548 regular season games and captured nine regular-season titles. During that period, the Amerks have captured three Calder Cup Championships (1983, 1987 and 1996) and have advanced to the Calder Cup Finals six times.

The Sabres and Pirates enjoyed a successful three-year affiliation (2008-09–2010-11), with the Pirates compiling a 131-79-16-13 overall record and a first-place finish in the Atlantic Division in 2010-11. During the three-year span, three Pirates players were named Dudley "Red" Garrett Memorial Award winners, an award given to the AHL's most outstanding rookie: Nathan Gerbe (2008-09), Tyler Ennis (2009-10) and Luke Adam (2010-11).

Besides the Sabres, the Amerks have been affiliated with the Montreal Canadiens, Toronto Maple Leafs, Boston Bruins, Vancouver Canucks and Florida Panthers.



**CHADD CASSIDY HEAD COACH**

Chadd Cassidy was named the 30th head coach in Rochester Americans history on July 12, 2013 after previously serving as interim head coach and assistant coach for the Amerks. After originally joining the Amerks as an assistant coach prior to the 2011-12 season, Cassidy was promoted to interim head coach on Feb. 20, 2013 when then head coach Ron Rolston moved up to the parent Buffalo Sabres before later being named head coach.

In his first full season as head coach of the Amerks, Cassidy guided the club to a record of 37-28-6-5 (85 points) and a berth in the American Hockey League's Calder Cup Playoffs for the third consecutive year. An historic first season at the helm for Cassidy included leading the Amerks to a dramatic 5-4 shootout victory over the Lake Erie Monsters in the "Frozen Frontier," the first-ever outdoor game in franchise history held at Rochester's Frontier Field on Dec. 13, followed by an appearance in the prestigious Spengler Cup tournament in Davos, Switzerland, from Dec. 26-31. Over the course of the season, 16 different players spent time with both the Amerks and Sabres as Cassidy continued his role in developing NHL players for the parent club.

Switzerland, from Dec. 26-31. Over the course of the season, 16 different players spent time with both the Amerks and Sabres as Cassidy continued his role in developing NHL players for the parent club.

Upon being named the interim head coach during the 2012-13 season, Cassidy guided the Amerks to a record of 16-11-1-0 over the final 28 games of the regular season to earn a berth in the Calder Cup Playoffs. Rochester finished the 2012-13 campaign with a 43-29-3-1 record (90 points), good for second place in the North Division and seventh in the Western Conference. The Amerks also finished the regular season ranked second in the AHL in penalty killing (87.0%) and fourth in power-play efficiency (20.3%), making them the only team in the league to rank in the top four in both categories.

Cassidy first joined the Amerks when he was named as one of Rolston's assistants on Aug. 31, 2011. The 2011-12 season marked Cassidy's first in professional hockey after he spent the previous five seasons (2006-2011) working alongside Rolston in the same capacity with the U.S. National Under-18 Team.

In his first season in professional hockey, Cassidy helped guide the Amerks to a 36-26-10-4 record and a berth in the Calder Cup Playoffs. In addition to helping lead the Amerks to a second place finish in the North Division and a seventh seed in the Western Conference, Cassidy also played an integral role in the development of numerous young players. Eleven different Amerks were called up from Rochester to the Sabres over the course of the season, with those players combining for 65 points in a total of 157 NHL games for Buffalo.

Cassidy joined the Amerks organization following five seasons as an assistant coach at USA Hockey's National Team Development Program (NTDP), culminating in a gold medal at the 2011 International Ice Hockey Federation (IIHF) Under-18 World Championship in Germany. During the 2010-11 season, he also led Team USA to titles in the 2011 Five Nations Tournament and the 2010 Four Nations Cup. In addition, the U.S. National Under-18 Team posted a 12-9-1-2 (W-L-OTL-SOL) record in United States Hockey League (USHL) play in 2010-11, helping the NTDP reach the USHL postseason for the first time.

During the 2009-10 campaign, Cassidy helped guide the U.S. National Under-17 Team to great international success. While serving as an assistant to Rolston, Cassidy helped lead Team USA to its first title at the 2010 World Under-17 Hockey Challenge since 2002. He also helped pilot the squad to a first-place finish at the 2009 Under-17 Four Nations Cup in Trnava, Slovakia. The U.S. National Under-17 Team finished with a 9-1-1-3 (W-OTW-OTL-L) record against international foes under Rolston and Cassidy's watch. In August, Cassidy served as an assistant coach for the U.S. Under-18 Select Team that finished second at the 2010 Memorial of Ivan Hlinka Tournament in Breclav, Czech Republic, and Piastany, Slovakia.

In 2008-09, Cassidy helped guide the U.S. Men's National Under-18 Team to its fourth gold medal at the 2009 IIHF Men's Under-18 World Championship in Fargo, N.D., and Moorhead, Minn. Additionally, he helped lead Team USA to a 15-1-0-1 (W-OTW-OTL-L) record against international opponents and a 13-13-1 record against college foes.

Cassidy also served as an assistant coach for the U.S. Men's National Under-18 Team that earned the silver medal at the 2007 IIHF World Men's Under-18 Championship in Tampere and Rauma, Finland.

Cassidy has been both an on-ice instructor and team coach at USA Hockey's New York district camps and select festivals. In December 2005, he joined Rolston's staff for the 2006 World Under-17 Hockey Challenge in Regina, Saskatchewan, where Team USA finished second in the 10-team event.

**CHADD CASSIDY HEAD COACH**

Prior to joining the NTDP, Cassidy served as the head coach for four seasons at the National Sports Academy in his hometown of Lake Placid, N.Y., where he posted a 124-71-15 record. His teams made the final of the Midwest Prep League playoffs every year in his tenure, and won the league championship in 2004.

Cassidy served as an assistant coach at State University of New York at Cortland from 1999-2001 and Potsdam State for the 2001-2002 season. A 1995 graduate of Cortland State, Cassidy earned his bachelor's degree in recreation and leisure studies while playing on the varsity hockey team.

Cassidy, and his wife, Tara, have two children, Sheldon and Ireland.

**ALL-TIME HEAD COACHING RECORD**

2012-13*	Rochester (AHL)	28	16	12	0	33	71	69	7th in Western Conference
2013-14	Rochester (AHL)	76	37	34	5	85	216	217	7th in Western Conference
<b>Totals:</b>		<b>104</b>	<b>53</b>	<b>46</b>	<b>5</b>	<b>118</b>	<b>287</b>	<b>286</b>	

\*Midseason replacement



**CHRIS TAYLOR ASSISTANT COACH**

Chris Taylor was named as the assistant coach of the Rochester Americans on Feb. 25, 2013 after first joining the Amerks staff as development coach prior to the 2011-12 season. Before joining the coaching staff, Taylor enjoyed a 19-year professional career as a player that saw him become one of the all-time Amerk greats to ever don the red, white and blue.

Last season, Taylor helped guide the Amerks to a record of 37-28-6-5 (85 points) and a berth in the American Hockey League's Calder Cup Playoffs for the third consecutive year. He also oversaw a power play unit that ranked 10th in the AHL with a 19.8% efficiency, marking the second straight year that the Amerks have ranked in the top 10 in man-advantage scoring. Over the course of the season, a total of 16 different players appeared in games for both the Amerks and Sabres as the Rochester coaching staff continued to successfully develop NHL players.

During the 2012-13 season, Taylor helped guide the Amerks to a record of 43-29-3-1 (90 points), good for second place in the North Division and seventh in the Western Conference, as well as a berth in the Calder Cup Playoffs for the second straight year. Taylor also oversaw a power play unit that ranked fourth in the AHL at 20.3%.

In his first season as a member of the Amerks coaching staff in 2011-12, Taylor helped guide the team to a 36-26-10-4 record and a berth in the Calder Cup Playoffs. As development coach, Taylor was primarily responsible for working with the team's forwards. During the season, a total of 11 Amerks players (seven forwards) were called up to the Buffalo Sabres, including left wing Marcus Foligno, who worked extensively with Taylor during the season and was named the NHL Rookie of the Month for March after scoring 11 points in 11 games with the Sabres.

After spending parts of nine seasons with the Amerks between 1999 and 2011, Taylor finished his playing career ranked among the franchise's all-time leaders in assists (3rd, 339), games played (4th, 519), points (5th, 481) and goals (10th, 142). He also served as team captain during the 2004-05 and 2005-06 seasons and was an alternate captain during several other campaigns.

A member of the Amerks' 50th Anniversary Team, Taylor is also a three-time Amerks team MVP and scoring champion (2001-02, 2002-03, 2004-05) and is the only player in franchise history to achieve those two feats in the same season on three occasions. During his final season as a player in 2010-11, Taylor ranked second on the Amerks in scoring with 51 points (10+41) in 72 games. He also finished second on the team in scoring the previous year with 61 points (17+44) when he returned to Rochester following a three-year stint in Germany, where he played for Frankfurt and led the team in scoring all three seasons.

During the 2004-05 campaign in which the Amerks won the MacGregor Kilpatrick Trophy with the AHL's best regular season record, Taylor was the Amerks scoring leader with 79 points (21+58) and was honored with the AHL's Fred T. Hunt Award for sportsmanship, determination and dedication to the game of hockey. Taylor also shares the franchise record for most assists in a single game with six, set on October 21, 2005.

During his pro career, Taylor appeared in 149 NHL games with the New York Islanders, Boston Bruins and Sabres, recording 32 points (11+21) and 48 penalty minutes. Of those 149 games, 90 came in a Buffalo uniform. In 2003-04, he set NHL career-highs in games played (54), goals (6), assists (6) and points (12) while with the Sabres.

Prior to joining the Sabres/Amerks organization in 1999, Taylor won two Turner Cup Championships with Denver and Utah of the International Hockey League. The Stratford, Ontario, native was originally drafted by the Islanders in the second round (27th overall) of the 1990 NHL Entry Draft and finished his pro career with 1,297 games played at the NHL, AHL, IHL and European levels.

Taylor resides in Churchville with his wife, Lisa, and their two children, Samantha and Nicholas. He is the brother of former NHL player Tim Taylor, who won Stanley Cups with the Detroit Red Wings in 1997 and the Tampa Bay Lightning in 2004.

**JOHN WROBLEWSKI** ASSISTANT COACH

John Wroblewski enters his second season as an assistant coach of the Rochester Americans in 2014-15 after being named to the position on August 7, 2013.

In his first season as a member of the Amerks coaching staff in 2013-14, Wroblewski helped guide the Amerks to a record of 37-28-6-5 (85 points) and a berth in the American Hockey League's Calder Cup Playoffs. Over the course of the season, a total of 16 different players appeared in games for both the Amerks and Sabres as the Rochester coaching staff continued to successfully develop NHL players.

Wroblewski joined the Amerks after spending the previous two seasons as head coach of the ECHL's Gwinnett Gladiators, where he compiled a record of 84-46-9-5 while leading the Gladiators to a pair of South Division titles and posting the highest points-percentage in the Eastern Conference during that span. In 2011-12, Wroblewski was a co-recipient of the John Brophy Award as the ECHL's Coach of the Year. Prior to joining the Gladiators, he spent the 2010-11 season as assistant coach with the Wheeling Nailers (ECHL), helping guide the team to the Eastern Conference Finals.

A native of Neenah, Wisconsin, Wroblewski began his coaching career with the USA Hockey Under 18 National Team Development Program (NTDP) from 2007 to 2010. In 2010, he helped the NTDP capture the gold medal in Minsk, Belarus at the IIHF U-18 World Championship.

As a player, Wroblewski spent four seasons with the Fresno Falcons of the ECHL, recording 125 points (65+60) in 273 career games. Prior to his professional career, he played four seasons with the University of Notre Dame (1999-2003), where he served as a team captain his senior year and was named MVP by his teammates in 2003. In four years at Notre Dame, Wroblewski recorded 64 points (29+35) in 144 career games. He was a finalist for college hockey's Humanitarian Award.



**2013-14 FINAL STATISTICS AMERICANS**

NO	PLAYER	Pos	GP	G	A	PTS	+/-	PIM	PPG	SHG	Pt/G	PIMPG	SOG
22	Phil Varone	C	69	18	43	61	-1	58	1	0	0.88	0.84	186
19	Luke Adam	LW	59	29	20	49	-1	48	16	0	0.83	0.81	153
26	Johan Larsson	C	51	15	26	41	+7	75	5	0	0.80	1.47	117
49	Jamie Tardif	RW	51	18	19	37	-6	28	9	1	0.73	0.55	154
21	Kevin Porter	C	50	19	17	36	-8	24	7	0	0.72	0.48	91
48	Linus Omark	LW	29	14	15	29	-7	18	5	0	1.00	0.62	59
12	Mike Zigomanis	C	50	12	17	29	0	32	2	1	0.58	0.64	115
7	Brayden McNabb	D	38	7	22	29	+9	45	4	0	0.76	1.18	84
*5	Chad Ruhwedel	D	47	4	24	28	-1	22	3	0	0.60	0.47	77
*33	Joel Armia	RW	54	7	20	27	-6	30	0	0	0.50	0.56	110
46	Brayden Irwin	C	45	7	18	25	+7	21	2	0	0.56	0.47	92
18	Colton Gillies	LW	65	9	14	23	+5	49	3	0	0.35	0.75	84
*43	Dan Catenacci	LW	76	10	10	20	-6	32	1	0	0.26	0.42	86
*55	Rasmus Ristolainen	D	34	6	14	20	-2	22	4	1	0.59	0.65	66
92	Kevin Sundher	C	60	6	14	20	-1	25	0	0	0.33	0.42	56
*11	Tim Schaller	LW	72	11	7	18	-7	36	2	0	0.25	0.50	93
20	Nick Crawford	D	63	5	13	18	+5	28	3	0	0.29	0.44	58
91	Frederick Roy	LW	53	8	4	12	+5	124	0	0	0.23	2.34	51
3	Mark Pysyk	D	31	1	11	12	+5	28	1	0	0.39	0.90	37
37	Matt Ellis	LW	25	5	5	10	-7	10	3	0	0.40	0.40	48
34	Jerome Gauthier-Leduc	D	51	3	7	10	-15	22	1	0	0.20	0.43	62
47	Matt MacKenzie	D	64	2	8	10	+11	84	0	0	0.16	1.31	54
16	Rostislav Klesla	D	21	3	6	9	+8	16	0	0	0.43	0.76	23
29	Alex Hutchings	RW	51	5	3	8	-11	31	0	0	0.16	0.61	61
52	Alexander Sulzer	D	10	2	5	7	-2	2	1	0	0.70	0.20	11
4	Drew Bagnall	D	51	0	6	6	-5	88	0	0	0.12	1.73	51
27	Patrick Kaleta	RW	7	1	3	4	0	2	0	1	0.57	0.29	9
*25	Mikhail Grigorenko	C	9	0	4	4	+1	0	0	0	0.44	0.00	16
8	Nick Deslauriers	LW	5	1	2	3	0	9	0	0	0.60	1.80	13
45	Nick Tuzzolino	D	36	1	2	3	-10	43	0	0	0.08	1.19	33
24	Blake	D	8	0	2	2	-5	4	0	0	0.25	0.50	7
*17	Colin Jacobs	C	24	0	2	2	-7	29	0	0	0.08	1.21	24
54	Brandon MacLean	C	7	1	0	1	0	4	0	0	0.14	0.57	6
*1	Andrey Makarov	G	10	0	1	1	0	2	0	0	0.10	0.20	0
24	Jonathan Parker	RW	11	0	1	1	+1	0	0	0	0.09	0.00	9
2	Nick Petrecki	D	14	0	1	1	0	28	0	0	0.07	2.00	12
*31	Nathan Lieuwen	G	32	0	1	1	0	0	0	0	0.03	0.00	0
*35	Mark Guggenberger	G	1	0	0	0	0	0	0	0	0.00	0.00	0
*14	Justin Kea	C	1	0	0	0	0	0	0	0	0.00	0.00	0
*42	Ryan Grimshaw	D	2	0	0	0	0	0	0	0	0.00	0.00	1
*41	Connor Knapp	G	3	0	0	0	0	0	0	0	0.00	0.00	0
*16	Luka Vidmar	D	6	0	0	0	-5	6	0	0	0.00	1.00	3
*15	Johnny McGuire	RW	7	0	0	0	0	40	0	0	0.00	5.71	2
*44	Alex Lepkowski	D	8	0	0	0	0	0	0	0	0.00	0.00	1
30	Matt Hackett	G	33	0	0	0	0	20	0	0	0.00	0.61	0

NO.	GOALTENDER	GP	MIN	GA	SO	GAA	W	L	SOL	SA	SV	SV%
30	Matt Hackett	33	1952:11	100	0	3.07	13	17	2	980	880	.898
31	Nathan Lieuwen	32	1795:48	70	2	2.34	17	11	2	900	830	.922
1	Andrey Makarov	10	601:06	22	0	2.20	7	3	0	302	280	.927
41	Connor Knapp	3	178:20	12	0	4.04	0	3	0	97	85	.876
35	Mark Guggenberger	1	65:00	1	0	0.92	0	0	1	42	41	.976

\*Rookie

**AMERKS SINGLE-SEASON TEAM RECORDS**

<b>MOST POINTS:</b>	2004-05 (51-19-4-6)	112
<b>MOST WINS:</b>	1998-99	52
<b>MOST LOSSES:</b>	2007-08	52
<b>MOST TIES (no overtime):</b>	1969-70	16
<b>MOST TIES:</b>	1993-94, 2001-02	15
<b>MOST HOME POINTS:</b>	1987-88 (30-6-4)	64
<b>MOST HOME WINS:</b>	1987-88	30
<b>MOST HOME LOSSES:</b>	2010-11	22
<b>MOST HOME TIES:</b>	1969-70, 2002-03	9
<b>MOST ROAD POINTS:</b>	1998-99 (25-10-4-1)	55
<b>MOST ROAD WINS:</b>	1998-99	25
<b>MOST ROAD LOSSES:</b>	1962-63	30
<b>MOST ROAD TIES:</b>	2001-02	9
<b>FEWEST POINTS:</b>	1969-70 (18-38-16)	52
<b>FEWEST WINS:</b>	1969-70	18
<b>FEWEST LOSSES:</b>	1964-65, 1965-66, 1973-74	21
<b>FEWEST TIES (no overtime):</b>	1967-68	9
<b>FEWEST TIES:</b>	1963-64, 1983-84	2
<b>FEWEST HOME POINTS:</b>	2010-11 (14-22-4)	34
<b>FEWEST HOME WINS:</b>	1969-70, 2010-11 (14-22-4)	14
<b>FEWEST HOME LOSSES:</b>	1965-66	4
<b>FEWEST HOME TIES:</b>	1959-60, 1964-65	0
<b>FEWEST ROAD POINTS:</b>	1962-63 (4-30-2)	10
<b>FEWEST ROAD WINS:</b>	1962-63, 1969-70	4
<b>FEWEST ROAD LOSSES:</b>	1998-99	11
<b>FEWEST ROAD TIES:</b>	1956-57, 1963-64, 1983-84	1*
<b>MOST SHOOTOUT WINS:</b>	2012-13	10
<b>MOST SHOOTOUT LOSSES:</b>	2008-09	8
<b>FEWEST SHOOTOUT LOSSES:</b>	2009-10, 2012-13	1
<b>MOST SCORING POINTS:</b>	1982-83	1,043
<b>MOST GOALS SCORED:</b>	1982-83	389
<b>MOST ASSISTS:</b>	1982-83	654
<b>MOST POWER-PLAY GOALS:</b>	1992-93	109
<b>MOST SHORTHANDED GOALS:</b>	1982-83, 1988-89, 1989-90	19
<b>MOST HOME GOALS:</b>	1982-83	220
<b>FEWEST GOALS SCORED:</b>	2008-09	184
<b>MOST PENALTY MINUTES:</b>	1995-96	2,588
<b>FEWEST PENALTY MINUTES:</b>	1966-67	693
<b>MOST GOALS SCORED AGAINST:</b>	1978-79	349

**AMERKS SINGLE-SEASON TEAM RECORDS**

<b>FEWEST GOALS SCORED AGAINST:</b>	1998-99	176*
<b>FEWEST ROAD GOALS AGAINST:</b>	1998-99	86*
<b>MOST FORTY GOAL SCORERS:</b>	1974-75, 1982-83, 1989-90	3
<b>MOST THIRTY GOAL SCORERS:</b>	1964-65, 1981-82, 1982-83	5
<b>MOST TWENTY GOAL SCORERS:</b>	1973-74, 1977-78, 1982-83	8
<b>MOST SHUTOUTS:</b>	2004-05 (Ryan Miller - 8, Tom Askey - 1)	9
<b>LONGEST WINNING STREAK:</b>	Oct. 11-Nov. 2, 1984 April 14-May 19, 1996 Oct. 12-Nov. 10, 2009	11
<b>LONGEST HOME WIN STREAK:</b>	December 17, 2004-March 4, 2005	17
<b>LONGEST UNBEATEN STREAK:</b>	1965-66 (13-0-1) Oct. 24-Dec. 4, 1965 1999-2000 (12-0-2) Feb. 6-Mar. 10, 2000	14
<b>LONGEST LOSING STREAK:</b>	Feb. 6-Feb. 21, 1981 Oct. 2-Oct. 29, 1988 Dec. 1-Dec. 26, 2007	10
<b>LONGEST WINLESS STREAK:</b>	Mar. 20-Apr. 5, 1970 (0-10-4)	14

\*AHL Record

**AMERKS TEAM GAME RECORDS**

<b>MOST GOALS:</b>	vs. Cleveland Nov. 24, 1966	14
<b>MOST GOALS ON ROAD:</b>	vs. Springfield April 1, 1972	10
	vs. Fredericton Nov. 24, 1981	
	vs. Maine Dec. 29, 1982	
<b>MOST ASSISTS:</b>	vs. St. Catharines April 7, 1985	25
<b>MOST POINTS:</b>	vs. St. Catharines April 7, 1985	38
<b>MOST TOTAL GOALS:</b>	Rochester 14 - Cleveland 6 Nov. 24, 1966	20



**AMERKS TEAM GAME RECORDS**

<b>GREATEST WINNING MARGIN:</b>	Rochester 13 - New Haven 1 Jan. 17, 1975	12
<b>GREATEST LOSING MARGIN:</b>	Rochester 3 - Providence 15 Feb. 13, 1972	12
	Rochester 1 - Nova Scotia 13 Feb. 15, 1980	
	Rochester 0 - Baltimore 12 Nov. 23, 1984	
<b>SCORELESS TIES:</b>	vs. Buffalo, Nov. 7, 1964 vs. Pittsburgh, Mar. 31, 1967 vs. Baltimore, Feb. 26, 1971 vs. Richmond, Feb. 11, 1972 vs. Virginia, Jan. 27, 1974 at Halifax, Nov. 20, 1991 vs. Adirondack, Nov. 10, 1997	

**AMERKS SEASON TEAM RECORDS**

<b>DIVISION CHAMPIONSHIPS:</b>	1964-65, 1965-66, 1967-68 1973-74, 1977-78, 1982-83 1986-87, 1989-90, 1990-91 1996-97, 1998-99, 1999-2000, 2000-01, 2004-05	14
<b>OVERALL REGULAR SEASON POINT CHAMPIONSHIP:</b>	1964-65, 1967-68, 1973-74 1982-83, 1990-91, 2004-05	6
<b>CALDER CUP CHAMPIONSHIPS:</b>	1964-65, 1965-66, 1967-68 1982-83, 1986-87, 1995-96	6

**AMERKS SINGLE-SEASON INDIVIDUAL RECORDS**

<b>MOST GOALS:</b>	Paul Gardner	61	(1985-86)
<b>MOST ASSISTS:</b>	Geordie Robertson	73	(1982-83)
<b>MOST POINTS:</b>	Geordie Robertson	119	(1982-83)
<b>MOST PENALTY MINUTES:</b>	Rob Ray	446	(1988-89)
<b>MOST GOALS BY CENTER:</b>	Paul Gardner	61	(1985-86)
<b>MOST ASSISTS BY CENTER:</b>	Geordie Robertson	73	(1982-83)
<b>MOST POINTS BY CENTER:</b>	Geordie Robertson	119	(1982-83)

**AMERKS SINGLE-SEASON INDIVIDUAL RECORDS**

<b>MOST GOALS BY RIGHT WING:</b>	Jody Gage	60	(1987-88)
<b>MOST ASSISTS BY RIGHT WING:</b>	Ed Litzenberger	61	(1964-65)
<b>MOST POINTS BY RIGHT WING:</b>	Jody Gage	104	(1987-88)
<b>MOST GOALS BY LEFT WING:</b>	Murray Kuntz	51	(1973-74)
<b>MOST ASSISTS BY LEFT WING:</b>	Stan Smrke	59	(1964-65)
<b>MOST POINTS BY LEFT WING:</b>	Dick Gamble	98	(1965-66)
	Mike Donnelly	98	(1989-90)
<b>MOST GOALS BY DEFENSEMAN:</b>	Rick Pagnutti	18	(1972-73)
<b>MOST ASSISTS BY DEFENSEMAN:</b>	Bob Hess	58	(1980-81)
<b>MOST POINTS BY DEFENSEMAN:</b>	Bob Hess	75	(1980-81)
<b>MOST GOALS BY GOALTENDER:</b>	Darcy Wakaluk	1	(1987-88)*
	Robb Stauber	1	(1995-96)
<b>MOST ASSISTS BY GOALTENDER:</b>	Darcy Wakaluk	7	(1989-90)*
	David Littman	7	(1990-91)
<b>MOST POINTS BY GOALTENDER:</b>	Darcy Wakaluk	7	(1989-90)*
	David Littman	7	(1990-91)
<b>MOST PIMs BY CENTER:</b>	Brad Rubachuk	246	(1993-94)
<b>MOST PIMs BY RIGHT WING:</b>	Kevin Kerr	352	(1987-88)
<b>MOST PIMs BY LEFT WING:</b>	Rob Ray	446	(1988-89)
<b>MOST PIMs BY DEFENSEMAN:</b>	Jim Hofford	322	(1987-88)
<b>MOST PIMs BY GOALTENDER:</b>	Jim Pettie	55	(1976-77)
<b>MOST GOALS BY A ROOKIE:</b>	Thomas Vanek	42	(2004-05)
	Donald Audette	42	(1989-90)
<b>MOST ASSISTS BY A ROOKIE:</b>	Todd Simon	66	(1992-93)
<b>MOST POINTS BY A ROOKIE:</b>	Peter Ciavaglia	98	(1991-92)
<b>MOST PIMs BY A ROOKIE:</b>	Rob Ray	446	(1988-89)
<b>MOST POWER-PLAY GOALS:</b>	Thomas Vanek	25	(2004-05)
	Paul Gardner	25	(1985-86)
<b>MOST SHORT-HANDED GOALS:</b>	Gary McAdam	11	(1982-83)*
<b>MOST GAME-WINNING GOALS:</b>	Dean Sylvester	10	(1998-99)
<b>MOST UNASSISTED GOALS:</b>	Paul O'Neil	9	(1975-76)

**AMERKS SINGLE-SEASON INDIVIDUAL RECORDS**

**LONGEST POINT STREAK:**

Peter Ciavaglia 25 games (1992-93)  
(22+26=48)

**HIGHEST SHOOTING PERCENTAGE:**

Dane Jackson 27.0 (1995-96)\*

\*AHL Record

**AMERKS SINGLE-SEASON GOALTENDER RECORDS**

**MOST GAMES PLAYED BY A GOALTENDER:**

Gerry Cheevers 72 (1964-65)

**MOST MINUTES PLAYED BY A GOALTENDER:**

Gerry Cheevers 4,359 (1964-65)

**MOST WINS BY A GOALTENDER:**

Gerry Cheevers 48 (1964-65)\*

**MOST TIES:**

Mika Noronen 12 (2001-02)

**MOST LOSSES:**

Ed Walsh 27 (1979-80)

Jacques Cloutier 27 (1980-81)

**MOST TIES/SHOOTOUT LOSSES:**

Vince Tremblay 8 (1984-85)

**MOST SHUTOUTS BY A GOALTENDER:**

Ryan Miller 8 (2004-05)

Bob Perreault 6 (1967-68)

Martin Biron 6 (1998-99)

Mika Noronen 6 (1999-00)

**LOWEST GOALS-AGAINST AVERAGE:**

Martin Biron 2.07 (1998-99)

**HIGHEST SAVE PERCENTAGE:**

Martin Biron .930 (1998-99)#

\*AHL Record

#Tied for AHL Record

**AMERKS INDIVIDUAL GAME RECORDS**

**LARGEST CROWD:**

First Niagara Center 19,070 (12/28/12)  
(Buffalo, NY) (Amerks 4, Lake Erie 1)

**AMERKS INDIVIDUAL GAME RECORDS**

**MOST GOALS:**

Jason Pominville 5 (10/21/05)

Donald Audette 5 (10/29/89)

Dave Hynes 5 (1/17/75)

Mal Davis (3) 4 (2/14/82,

1/2/83,10/5/83)

Jody Gage (3) 4 (10/18/85,

10/26/85, 3/14/90)

Grant Martin 4 (3/29/89)

Geordie Robertson (2) 4 (3/7/82, 4/3/83)

Dick Gamble (2) 4 (10/16/66,

10/29/66)

Bill Bennet 4 (11/3/78)

Dave Hynes 4 (10/17/75)

Gates Orlando 4 (3/23/84)

Ken Priestlay 4 (3/10/89)

Scott McCrory 4 (11/3/90)

Bronco Horvath 4

Dave Hrechosky 4 (12/1/72)

Derek Whitmore 4 (11/25/11)

**TWO FASTEST SHG:**

Jody Gage 8 seconds (3/25/89)\*

**MOST ASSISTS:**

Chris Taylor 6 (10/21/05)

Rudy Migay 6 (2/6/59)

Ed Litzenberger 6 (1/24/65)

Geordie Robertson 6 (12/26/83)

**MOST ASSISTS BY A GOALTENDER:**

Lynn Zimmerman 3 (1972-73)\*

**MOST POINTS:**

Ed Joyal 7 (2/24/67)

Geordie Robertson 7 (12/26/83)

Darrin Shannon 7 (1/31/91)

**MOST PIM:**

Wally Weir 54 (1/16/81)

(4 misconducts, 2 majors, 2 minors)

\*AHL Record



Rochester Americans 2014.15 **REGULAR-SEASON SCHEDULE**

**OCTOBER**

Day	Date	Game Time	Visiting Team	Home Team
Friday	10/10/14	7:05 PM	Adirondack	Rochester
Saturday	10/11/14	7:05 PM	Hamilton	Rochester
Saturday	10/18/14	3:00 PM	Rochester	Toronto
Wednesday	10/22/14	7:05 PM	Rockford	Rochester
Friday	10/24/14	7:05 PM	Adirondack	Rochester
Saturday	10/25/14	7:00 PM	Rochester	Adirondack
Wednesday	10/29/14	7:05 PM	Hamilton	Rochester
Friday	10/31/14	7:00 PM	Rochester	Syracuse

**NOVEMBER**

Day	Date	Game Time	Visiting Team	Home Team
Saturday	11/1/14	5:00 PM	Rochester	Toronto
Tuesday	11/4/14	10:15 AM	Rochester	Hamilton
Friday	11/7/14	7:05 PM	Binghamton	Rochester
Saturday	11/8/14	7:05 PM	Utica	Rochester
Monday	11/10/14	3:05 PM	Adirondack	Rochester
Friday	11/14/14	7:05 PM	Toronto	Rochester
Saturday	11/15/14	7:05 PM	Chicago	Rochester
Sunday	11/16/14	3:00 PM	Rochester	Hamilton
Friday	11/21/14	7:05 PM	Utica	Rochester
Saturday	11/22/14	7:00 PM	Rochester	Adirondack
Wednesday	11/26/14	7:05 PM	Grand Rapids	Rochester
Friday	11/28/14	7:05 PM	Grand Rapids	Rochester
Saturday	11/29/14	7:05 PM	Rochester	Binghamton

**DECEMBER**

Day	Date	Game Time	Visiting Team	Home Team
Friday	12/5/14	7:05 PM	Binghamton	Rochester
Saturday	12/6/14	7:00 PM	Rochester	Syracuse
Sunday	12/7/14	3:00 PM	Rochester	Toronto
Wednesday	12/10/14	7:00 PM	Rochester	Utica
Friday	12/12/14	7:30 PM	Rochester	Hamilton
Saturday	12/13/14	7:35 PM	Hamilton	Rochester
Wednesday	12/17/14	7:05 PM	Syracuse	Rochester
Friday	12/19/14	7:05 PM	Adirondack	Rochester
Saturday	12/20/14	7:05 PM	Milwaukee	Rochester
Friday	12/26/14	7:05 PM	Lake Erie	Rochester
Saturday	12/27/14	7:05 PM	Toronto	Rochester
Wednesday	12/31/14	3:05 PM	Syracuse	Rochester

**JANUARY**

Day	Date	Game Time	Visiting Team	Home Team
Friday	1/2/15	7:05 PM	Iowa	Rochester
Saturday	1/3/15	7:00 PM	Rochester	Adirondack
Wednesday	1/7/15	7:05 PM	San Antonio	Rochester
Friday	1/9/15	7:05 PM	Lake Erie	Rochester
Saturday	1/10/15	7:05 PM	Oklahoma City	Rochester
Wednesday	1/14/15	7:30 PM	Rochester	Texas
Saturday	1/17/15	7:00 PM	Rochester	San Antonio
Sunday	1/18/15	4:00 PM	Rochester	Oklahoma City
Friday	1/23/15	7:05 PM	Adirondack	Rochester
Saturday	1/24/15	7:00 PM	Rochester	Adirondack
Friday	1/30/15	7:00 PM	Rochester	Syracuse
Saturday	1/31/15	7:00 PM	Rochester	Adirondack

Rochester Americans 2014.15 **REGULAR-SEASON SCHEDULE**

**FEBRUARY**

Day	Date	Game Time	Visiting Team	Home Team
Tuesday	2/3/15	11:00 AM	Rochester	Chicago
Friday	2/6/15	7:00 PM	Rochester	Grand Rapids
Saturday	2/7/15	7:00 PM	Rochester	Grand Rapids
Sunday	2/8/15	3:00 PM	Rochester	Milwaukee
Wednesday	2/11/15	7:00 PM	Rochester	Utica
<b>Friday</b>	<b>2/13/15</b>	<b>7:05 PM</b>	<b>Adirondack</b>	<b>Rochester</b>
<b>Saturday</b>	<b>2/14/15</b>	<b>7:05 PM</b>	<b>Utica</b>	<b>Rochester</b>
Wednesday	2/18/15	7:30 PM	Rochester	Hamilton
<b>Friday</b>	<b>2/20/15</b>	<b>7:05 PM</b>	<b>Texas</b>	<b>Rochester</b>
<b>Sunday</b>	<b>2/22/15</b>	<b>5:05 PM</b>	<b>Syracuse</b>	<b>Rochester</b>
Tuesday	2/24/15	10:45 AM	Rochester	Lake Erie
<b>Wednesday</b>	<b>2/25/15</b>	<b>7:05 PM</b>	<b>Syracuse</b>	<b>Rochester</b>
<b>Friday</b>	<b>2/27/15</b>	<b>7:05 PM</b>	<b>Toronto</b>	<b>Rochester</b>

**MARCH**

Day	Date	Game Time	Visiting Team	Home Team
Wednesday	3/4/15	7:00 PM	Rochester	Utica
Friday	3/6/15	7:30 PM	Rochester	Hamilton
<b>Friday</b>	<b>3/13/15</b>	<b>7:05 PM</b>	<b>Hamilton</b>	<b>Rochester</b>
Friday	3/20/15	7:00 PM	Rochester	Utica
Saturday	3/21/15	3:00 PM	Rochester	Toronto
<b>Sunday</b>	<b>3/22/15</b>	<b>3:05 PM</b>	<b>Utica</b>	<b>Rochester</b>
<b>Friday</b>	<b>3/27/15</b>	<b>7:05 PM</b>	<b>Hamilton</b>	<b>Rochester</b>
Saturday	3/28/15	7:00 PM	Rochester	Syracuse
<b>Sunday</b>	<b>3/29/15</b>	<b>3:05 PM</b>	<b>Toronto</b>	<b>Rochester</b>

**APRIL**

Day	Date	Game Time	Visiting Team	Home Team
Wednesday	4/1/15	7:00 PM	Rochester	Utica
Friday	4/3/15	7:00 PM	Rochester	Iowa
Saturday	4/4/15	7:00 PM	Rochester	Rockford
Thursday	4/9/15	7:00 PM	Rochester	Lake Erie
<b>Friday</b>	<b>4/10/15</b>	<b>7:05 PM</b>	<b>Toronto</b>	<b>Rochester</b>
Saturday	4/11/15	3:00 PM	Rochester	Toronto
<b>Friday</b>	<b>4/17/15</b>	<b>7:05 PM</b>	<b>Utica</b>	<b>Rochester</b>
Saturday	4/18/15	7:05 PM	Rochester	Binghamton
Sunday	4/19/15	5:00 PM	Rochester	Adirondack







In 2014-15, all Buffalo Sabres regular season games will be both televised and broadcast on WGR Sports Radio 550 AM. All of the team's televised regular-season games will be broadcast in high definition.

## TELEVISION



The Sabres and MSG Networks continue a multiyear partnership to telecast Sabres games, in which MSG will own the exclusive local rights to telecast the team's games. MSG Networks, an industry leader in production and technology, is the nation's longest-running regional sports network. The first regional sports network to produce games in HDTV and winner of 95 New York Emmy Awards, MSG Networks is part of Madison Square Garden L.P. In addition to being home of the Sabres, MSG Network's award-winning programming line-up also boasts the New York Knicks, New York Rangers, New York Islanders, New Jersey Devils, New York Liberty and over 400 live college football and basketball games.

In 2014-15, all Sabres telecasts -including games in New York/New Jersey - will be produced and broadcast by the team's in-house broadcasting teams and will feature the Sabres broadcasters and analysts exclusively.

Calling the action on MSG telecasts and on WGR 550 AM will be Foster Hewitt Award winner and Sabres Hall-of-Famer Rick Jeanneret, who embarks on his 43rd year behind the microphone. Rob Ray, a 10-year veteran of Sabres broadcasts, will begin his third season as the full-time color analyst. After joining the broadcast team in 2003-04, Ray served as a second color analyst and the "between-the-glass" reporter for eight seasons before stepping into his current role. In his role as color analyst, Ray remains on the ice-level to provide a close-up perspective of the game's action.

Returning for his second season with the broadcast team is veteran broadcaster Dan Dunleavy. Dunleavy, who came to the Sabres from the Toronto Maple Leafs' broadcasting team prior to the 2013-14 season, will continue his substitute play-by-play duties this season, filling in for games that Jeanneret takes off. In addition to his play-by-play duties, Dunleavy will serve as on-air talent for Sabres pre- and post-game broadcasts and will have a substantial presence on Sabres.com.

Brian Duff, who joined the Sabres broadcast team in 2011-12, will again serve as the full-time in-game host for all Sabres broadcasts on MSG. In that role, Duff will host the Tops Game Night pregame show before all games, the Lexus Post Game Report and the intermission reports between periods.

Veteran broadcaster Brad May will be a mainstay across all Sabres platforms in 2014-15, providing in-depth analysis before, during and after games.

Buffalo Sabres hockey on MSG is produced by Joe Pinter and directed by Eric Grossman.

## RICK JEANNERET PLAY-BY-PLAY ANNOUNCER



Currently the longest-tenured broadcaster in hockey, Rick Jeanneret will begin his 43rd year behind the microphone calling the action for Buffalo Sabres games. Jeanneret is the 2012 recipient of the Foster Hewitt Memorial Award, the most prestigious award given to hockey broadcasters, and was formally recognized by the Hockey Hall of Fame in November 2012. He was inducted into the Sabres Hall of Fame in 2011 and was inducted into the Greater Buffalo Sports Hall of Fame in fall 2012.

With his vast knowledge of the game and his unwavering enthusiasm for hockey, Jeanneret's distinct voice has been synonymous with the Buffalo Sabres for four decades. He began his prolific career with the Sabres in the 1971-72 season as the club's radio play-by-play announcer and served primarily in that role until 1995, when he would also begin calling the action for the team's televised games. His memorable calls and player nicknames have become forever linked with Sabres history for generations of fans.

Jeanneret's career officially began in 1963, when the St. Catharines, Ont. native filled in for the regular announcer at a Niagara Falls Flyers (Junior A) game. He went on to become the color analyst for one season before moving to the play-by-play position in 1965. A native of St. Catharines, Ont., Jeanneret currently resides in Niagara Falls, Ontario, with his wife, Sandra. Rick has two sons, Mark and Chris.



**ROB RAY** COLOR ANALYST

Rob Ray, who begins his 11th season on Buffalo Sabres broadcasts, will be entering his third season as the full-time color analyst for all Sabres games this season. After joining the broadcast team in 2003-04, Ray has served as a color analyst and the "between-the-glass" reporter for the past 10 seasons. In his role as color analyst, Ray will remain on the ice-level to provide a close-up perspective of the game's action.

Beyond Sabres broadcasts, Ray hosts *The Enforcers*, a weekly sports talk show on Time Warner Cable SportsNet, alongside other former players from the Sabres and the Buffalo Bills.

Ray's hockey expertise stems from his 16-year NHL career as a right wing, 14 seasons of which were spent with the Sabres. Known for his toughness on the ice, Ray ranks sixth in NHL history for career penalty minutes (3,207)

and holds the Sabres' team record in the same category with 3,189 penalty minutes. Ray played in 900 total NHL games during his career and his 889 games with the Sabres, the fourth-most in franchise history.

Despite being one of the game's toughest enforcers, Ray was also awarded the NHL's King Clancy Memorial Award in 1999 for his leadership and humanitarianism. He remains as one of the Sabres' most active alumni, currently serving as president of the Sabres Alumni Association. Ray and his wife, Julianne, live in Grand Island, N.Y. with their son, Rob Jr., and their daughter, Jordan.

**BRIAN DUFF** IN-GAME HOST

A 23-year broadcasting veteran, Brian Duff begins his third full season as the in-game host for all Buffalo Sabres broadcasts. He joined the broadcast team in 2011-12 on a part-time basis in the same role for many of the team's road games.

Duff comes to the Sabres after spending five seasons with the NHL Network, most recently as host of NHL on the Fly and NHL Tonight.

Prior to joining NHL Network, Duff spent six years as the pre- and post-game host for Toronto Maple Leafs hockey on Leafs TV. His extensive hockey broadcasting career also includes stints as the radio host for pre- and post-game coverage of the Ottawa Senators and Edmonton Oilers and radio game analyst for the Senators and the WHL's Medicine Hat Tigers.

In addition, Duff has provided play-by-play for the National Lacrosse League on Versus and TSN, including the 2010 and 2011 championship games. He worked at *The Score* as an anchor and reporter and provided play-by-play for Ottawa Rebel lacrosse and the Mann Cup. Duff has also freelanced for multiple media outlets including ESPN and the Associated Press.

Duff, who grew up in Whitby, Ont., holds a Broadcasting Diploma from Mount Royal College in Calgary and currently resides in Ham-burg, N.Y. with his wife, Leilon, and their children, Isabelle and Rhiannon.

**DAN DUNLEAVY** PLAY-BY-PLAY/REPORTER

Prior to joining the Sabres broadcast team in 2013, Dunleavy spent 19 years at Sportsnet Radio and The Fan 590 Toronto. In addition to filling in as a play-by-play voice for the Sabres in the 2010-11 season, Dunleavy's experience includes nine years of play-by-play of the IIHF World Junior Hockey Championship, the 2008 IIHF World Hockey Championship in Halifax and Quebec City, the 2010 Vancouver Olympics Men's and Women's Hockey, the OHL's Mississauga Majors, and Canadian Hockey League and American Hockey League games on Rogers Sportsnet. The Toronto native has also called soccer and lacrosse games, serving as the play-by-play voice for the National Lacrosse League's Toronto Rock on The Fan 590 and is the radio and television play-by-play voice for Toronto FC on Sportsnet TV/Radio and TSN 1050 Radio.

## RADIO BROADCAST

Sabres coverage on the radio can be found exclusively on WGR 550, the team's radio partner for more than 25 years. Game-day broadcasts will include the action from Jeanneret and Ray, along with a post-game show hosted by Brian Koziol featuring a complete game recap, player interviews and scores from around the league. Paul Hamilton, who returns as the station's Sabres beat reporter, will provide live updates from Sabres games and practices all season long.

Returning for its third season is Sabres Hockey Hotline, the team's flagship radio program. The show is broadcast live, year-round from 10 a.m. to 12 p.m. Monday through Friday from the Sabres Store at First Niagara Center. The program is an additional outlet for Sabres fans to hear exclusive interviews, analysis, team updates, and recaps of Sabres games and practices.

Serving as hosts of Sabres Hockey Hotline are Kevin Sylvester and Andrew Peters. Sylvester, who joined the broadcast team for the 2005-06 season, serves as the show's host and executive producer. Peters was a member of the Sabres for five seasons, from 2003-04 to 2008-09 before joining the broadcast team.



**MEDIA INFORMATION**

Requests for information should be directed to the Sabres' Public Relations Department, Buffalo Sabres, First Niagara Center, One Seymour H. Knox, III Plaza, Buffalo, NY 14203. The main office phone number is (716) 855-4100.

**Buffalo Sabres PR Staff****Michael Gilbert**

VP of Public & Community Relations  
michael.gilbert@sabres.com  
Office: 716.855.4526

**Chris Bandura**

Director of Media Relations  
chris.bandura@sabres.com  
Office: 716.855.4515  
Cell: 716.983.6735

**Ian Ott**

Coordinator of Public Relations  
ian.ott@sabres.com  
Office: 716.855.4484  
Cell: 716.479.5481

**Marc Heintzman**

Coordinator of Public Relations  
marc.heintzman@sabres.com  
Office: 716.855.4562  
Cell: 716.912.2248

Media Website: [www.sabres.com/media](http://www.sabres.com/media)

**CREDENTIALS**

Season credentials are available only to those media members who cover the team on a regular basis. Those who need media credentials for an individual game should contact Ian Ott via email (Ian.Ott@sabres.com) by 5 p.m. the day before a game, and by 5 p.m. on Friday before a Sunday game. All requests for individual game seating should be submitted by the publication editor using a professional email account. Furthermore, freelance photographers will be admitted on an assignment-only basis, which must come from the photo editor. Press box seats are filled on a space-available basis.

*\*Press credentials can be picked up on the day of a game at the arena's security office until 4:30 p.m. From 4:30 p.m. onward, the passes will be at the media entrance described above (please note that pick up times will be adjusted for afternoon games).*

***\*Credentials should be displayed at all times for admission to the press box, press lounge/work room and dressing room areas. YOUR COOPERATION IS APPRECIATED IN MAINTAINING A WORKING ATMOSPHERE IN THE LOCKER ROOM(S). ABSOLUTELY NO AUTO-GRAPH REQUESTS OR UNAUTHORIZED PHOTOGRAPHY WILL BE ALLOWED. VIOLATORS WILL BE ASKED TO LEAVE.***

*\*All requests for pre-game live shots should be coordinated through Chrisanne Bellas at (716) 855-4476 to ensure location and transmission.*

## GAME-DAY PROCEDURE

### Entering First Niagara Center

Credentialed media can enter the arena through the security entrance, located at the plaza area on the east (Illinois Street) side of the building, aligned with the middle of the parking ramp. Credentials can be picked up at the credential table (located past security) two and a half hours before games or at security before the morning skate.

### Directions to Press Box

All media should use the freight elevator, located beyond the credential table, when moving between the Event Level (ground floor, "ER") and the Press Level ("P"). Seating charts are posted throughout the press box to assist in finding designated seating areas.

### Internet Access

Wireless internet access is available for all visiting media. To access the "Sabres Wi-Fi" network, please use the username and password provided at the bottom of your credential or on your press box seating card.

### Media Dining

The media dining room is located directly across from the credential table on the Event Level. The cost of game day meals is \$10. Snacks and beverages will also be provided in the press box. The dining room opens two hours before the start of the game.

### Post-Game Interviews

Player availability will begin no later than 10 minutes after the conclusion of each game, in the Sabres locker room. Head Coach Ted Nolan will be available in the press conference room (on the left just before entering the locker room hallway) following player interviews.

### Media Work Areas

The media is welcome to work after the game in the press conference room, the media dining room or in the press box. Final stats will be available in the media dining room and the press box. Please note that the media dining room is not available as a work space on the morning of a game day.

\*Please note that smoking is prohibited not only in both the press lounge/work room and the press box, but also in the whole arena (under NY State law).

\*There are electrical outlets and phone jacks at all seats in the press box, but phone lines are not active unless arrangements are made by calling Mike Queeno at (716)855-4485.

### Practice Sessions/Gameday Skates

Practice sessions and morning skates on game days are open to the media. Head Coach Ted Nolan and Sabres players are available to the media following the sessions. Media attending these practices should contact Chris Bandura to verify times and specific player interview needs. Practices that cannot be held at First Niagara Center will take place at HARBORCENTER.



**DIRECTIONS**

First Niagara Center is on Buffalo's waterfront at the end of Washington Street and is bordered by Main and Illinois Streets and South Park Avenue. There are several parking lots in that area. For directions see below or, for more detailed information, contact the Sabres at (716) 855-4100.

**From N.Y. State Thruway (90):** Take Interstate 90 to downtown Buffalo to 190 North (exit 53). Recommended: Take exit 5 (Hamburg Street), turning right onto Hamburg Street. Turn right onto Perry Street (first light) or South Park Avenue (second light). First Niagara Center is two blocks ahead with parking past Michigan Avenue.

**Alternate:** From 190 South, take exit 5 (Louisiana Street). Stay to the right on exit ramp and exit onto Louisiana Street. Make a left onto Louisiana Street and take it to the first light. Turn right onto Perry Street. First Niagara Center is ahead with parking available on either side of Perry Street.

**From Canada and North:** Take the 190 South heading toward downtown Buffalo. Exit at Niagara Street and head toward downtown. Turn right on South Elmwood Avenue (before City Hall) and continue until you cross Church Street, at that point Elmwood becomes Lower Terrace (Adam's Mark Hotel on your right). Travel on Lower Terrace and turn right on Washington. First Niagara Center is at the end of Washington.

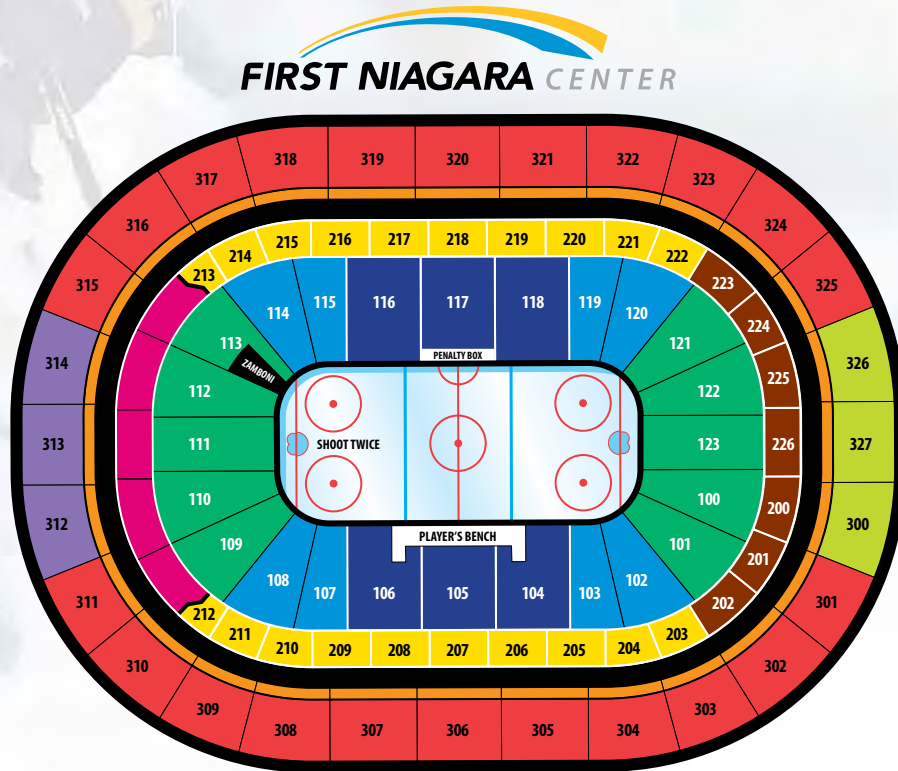
**TAXI COMPANIES**

<b>Airport</b> ..... 716.633.8294	<b>Downtown</b> ..... 716.852.2428	<b>Liberty</b> .....716.877.7111
<b>City Service</b> ..... 716.852.4000	<b>Kenmore</b> ..... 716.876.3030	<b>South Buffalo</b> .....716.822.6300

**BUFFALO HOTELS (716 AREA CODE)**

<b>Adam's Mark Buffalo</b> ..... 845-5100	<b>Holiday Inn Downtown</b> ..... 886-2121
<b>Buffalo/Niag. Marriott</b> ..... 689-6900	<b>Hyatt Regency Buffalo</b> ..... 856-1234
<b>Comfort Suites</b> ..... 633-6000	<b>Mansion on Delaware</b> ..... 886-3300
<b>Courtyard Marriott</b> ..... 840-9566	<b>Radisson Downtown</b> ..... 854-5500
<b>Embassy Suites</b> ..... 842-1000	<b>Sheraton Inn Airport</b> ..... 681-2400
<b>Hampton Inn</b> ..... 894-8000	

**FIRST NIAGARA CENTER**



Seating	Mini-Pk	Window	Mini-Pk	Window	Mini-Pk	Window	Mini-Pk	Window	Mini-Pk	Window
200 Club	\$180	\$240	\$142.50	\$190	\$120	\$150	\$115	\$133	\$110	\$122
200 Ends	\$180	\$240	\$142.50	\$190	\$120	\$150	\$115	\$133	\$110	\$122
100 Pref Rink	na	\$240	na	\$190	na	\$150	na	\$133	na	\$122
100 II Rink	na	\$240	na	\$190	na	\$148	na	\$133	na	\$122
100 III Rink	na	\$240	na	\$190	na	\$148	na	\$133	na	\$122
100 Preferred	\$165	\$220	\$131	\$175	\$112	\$146	\$87	\$99	\$85	\$88
100 Level II	\$143	\$191	\$114	\$152	\$86	\$112	\$72	\$80	\$70	\$73
100 Level III	na	\$160	na	\$129	na	\$91	na	\$66	na	\$59
100 Level IV	na	\$141	na	\$114	na	\$70	na	\$52	na	\$47
300 Level I	\$89	\$119	\$74	\$82	\$70	\$89	\$60	\$66	\$55	\$59
300 Level II	\$76	\$101	\$61.50	\$78	\$55	\$70	\$43	\$50	\$40	\$45
300 Level III	\$60	\$80	na	\$68	na	\$57	na	\$44	na	\$35
300 Level IV	\$60	\$80	na	\$68	na	\$57	na	\$44	na	\$35

The Sabres will once again feature variable ticket pricing for tickets to all home games. The five pricing levels include Platinum, Gold, Silver, Bronze, and Value. The classifications are determined by the opponent, time of the year, day of the week, rivalries, and games against all-star players. This season there is one (1) Platinum game, seven (7) Gold games, fourteen (14) Silver games, eleven (11) Bronze games, and eight (8) Value games.

Sabres Tickets are available in person at the First Niagara Center Box Office.  
 Tickets may be purchased online at [www.sabres.com](http://www.sabres.com) or [www.tickets.com](http://www.tickets.com).  
 To charge tickets by phone, call **1.888.223.6000**.



# REGULAR SEASON

2014.15\_BUFFALO SABRES SCHEDULE



## OCTOBER

sun	mon	tue	wed	thu	fr	sat
			1	2	3	4
5	6	7	8	9	10	11
			7:00 CBJ			8:30* CHI
12	13	14	15	16	17	18
	3:00 ANA	7:30* CAR			7:00 FLA	7:00 BOS
19	20	21	22	23	24	25
			10:30* ANA	10:30* LAK		4:00* SJS
26	27	28	29	30	31	
		7:30* TOR		7:00 BOS		

## NOVEMBER

sun	mon	tue	wed	thu	fr	sat
						1
						7:00* PIT
2	3	4	5	6	7	8
5:00 DET			7:30 MTL		7:00 EDM	7:00 PIT
9	10	11	12	13	14	15
		8:00* STL		8:00* MIN		7:00 TOR
16	17	18	19	20	21	22
		7:30 SJS			7:00 NYR	7:00* WSH
23	24	25	26	27	28	29
			7:00 WPG		7:00 MTL	7:00* MTL
30						

## DECEMBER

sun	mon	tue	wed	thu	fr	sat
		1	2	3	4	5
			7:30 TBL		7:30* TBL	7:00* FLA
7	8	9	10	11	12	13
		7:30 LAK		7:00 CGY		7:00 FLA
14	15	16	17	18	19	20
		8:00* WPG				7:00 COL
21	22	23	24	25	26	27
7:00* BOS		7:30* DET				7:00 NYI
28	29	30	31			
	7:30 OTT		6:00 TBL			

## JANUARY

sun	mon	tue	wed	thu	fr	sat
				1	2	3
				7:00 FLA	7:00* NYR	
4	5	6	7	8	9	10
		7:00* NJD		7:00* CAR	7:30* TBL	
11	12	13	14	15	16	17
		7:00 DET		7:00 MIN		7:00 PHI
18	19	20	21	22	23	24
8:00* DET						
25	26	27	28	29	30	31
		9:00* CGY		9:30* EDM	10:00* VAN	

## FEBRUARY

sun	mon	tue	wed	thu	fr	sat
					1	2
					7:00 STL	7:00 DAL
3	4	5	6	7		
		7:30* MTL				
8	9	10	11	12	13	14
5:00 NYI		7:00 OTT				
15	16	17	18	19	20	21
7:30 PHI		7:30* NJD		7:00* PHI	7:00 OTT	
22	23	24	25	26	27	28
6:00 NSH				7:00 VAN		3:00* FLA

## MARCH

sun	mon	tue	wed	thu	fr	sat
						1
						7:30* TBL
2	3	4	5	6	7	
						7:30* OTT
8	9	10	11	12	13	14
						7:00 WSH
15	16	17	18	19	20	21
			7:00* TOR			7:00 NYR
22	23	24	25	26	27	28
29	30	31				
	8:30* DAL		7:00 ARI			9:00* COL

## APRIL

sun	mon	tue	wed	thu	fr	sat
						1
						7:30 TOR
2	3	4				
						7:00 CHI
5	6	7	8	9	10	11
	7:00 CAR				7:00* CBJ	7:00* PIT

- Platinum Game
- Bronze Game
- Gold Game
- Value Game
- Silver Game
- Away Game

Seating available for those that need



# WEAR HOCKEY

WE ARE BUFFALO



**SEPTEMBER 2014**

- 11 Rookie camps open
- 18 Training camps open
- 21 Preseason schedule begins
- 24 Kraft Hockeyville: Arizona Coyotes at Calgary Flames (Sylvan Lake, Alta.)
- 25 CCM/USA Hockey All-American Prospects Game (Buffalo, N.Y.)
- 30 NHL Board of Governors Meeting (New York, N.Y.)

**OCTOBER 2014**

- 7 Opening day playing rosters set (5:00 p.m. ET)
- 8 Opening night - Regular Season begins
- 8 2014 Molson Canadian NHL Face-Off™ (Toronto, Ont.)
- 8 Kings raise Stanley Cup banner: San Jose Sharks at Los Angeles Kings
- 11 NHL Game Night (all teams in action)
- 20-Nov. 17 Hockey Fights Cancer Awareness Month

**NOVEMBER 2014**

- 14 Hockey Hall of Fame Game: Pittsburgh Penguins at Toronto Maple Leafs (Air Canada Centre, Toronto, Ont.)
- 17 Hockey Hall of Fame induction ceremony (Toronto, Ont.)  
Inductees: Rob Blake, Peter Forsberg, Dominik Hasek, Mike Modano (Player category); Pat Burns (Builder category), Bill McCreary (Referee/Linesman category); Media honorees: Kevin Allen, Pat Foley.
- 18 General Managers' Meeting (Toronto, Ont.)
- 26 NHL Founders Day (1917) - 9 games on schedule
- 28 2014 Discover NHL Thanksgiving Showdown™: New York Rangers at Philadelphia Flyers (1:00 p.m. ET)

**DECEMBER 2014**

- 1 Signing deadline for Group 2 free agents (5:00 p.m. ET)
- 4 U.S. Hockey Hall of Fame induction & Celebration of Lester Patrick (Minn/St. Paul, Minn.). Inductees: Karyn Bye Dietz, Brian Rafalski, Jeff Sauer, Lou Vairo.
- 8-9 NHL Board of Governors Meeting (Boca Raton, Fla.)
- 19-27 Holiday roster freeze in effect: For all players on an NHL active roster, injured reserve, or with non-roster and injured non-roster status as of midnight (local time) Dec. 19, a roster freeze shall apply through midnight (local time) Dec. 27, with respect to waivers, trades and loans, subject to the exceptions provided for in CBA Article 16.5 (d).
- 24-26 Holiday break (no scheduled practices - dressing rooms closed)
- 26-Jan. 5 IIHF World Junior Championship (Montreal, Que. & Toronto, Ont.)

**JANUARY 2015**

- 1 2015 Bridgestone NHL Winter Classic®: Chicago Blackhawks at Washington Capitals (Nationals Park, Washington, D.C.)
- 13 USHL/NHL Top Prospects Game (Dubuque, Iowa)
- 21 CCM/ECHL All-Star Classic (Orlando, Fla.)
- 22 CHL/NHL Top Prospects Game (St. Catharines, Ont.)
- 22-26 NHL All-Star Break (no games played)
- 22-25 No scheduled practices - dressing rooms closed
- 24 NHL All-Star Skills Competition™ (Nationwide Arena, Columbus, Ohio)
- 25 60th NHL All-Star Game (Nationwide Arena, Columbus, Ohio)
- 27 NHL Regular Season resumes

**FEBRUARY 2015**

- 1 Hockey is for Everyone Month begins
- 14 Scotiabank Hockey Day in Canada (host: Halifax, N.S.)



**FEBRUARY 2015**

- 21 2015 Coors Light NHL Stadium Series™: Los Angeles Kings at San Jose Sharks (Levi's® Stadium, Santa Clara, Calif.)  
 20-22 8th Annual Hockey Weekend Across America presented by CCM (USA Hockey)

**MARCH 2015**

- 2 Trade deadline (3:00 p.m. ET)

**APRIL 2015**

- 9-11 NCAA Frozen Four (TD Garden, Boston, Mass.)  
 11 Last day of regular season (all teams in action)  
 15 Stanley Cup Playoffs begin  
 16-26 IIHF Under-18 World Championship (Zug and Lucerne, Switzerland)

**MAY 2015**

- 1-17 IIHF World Championship (Prague and Ostrava, Czech Republic)  
 21-31 CHL Memorial Cup (Quebec City, Que.)  
 31-June 6 NHL Combine (Buffalo, N.Y.)

**JUNE 2015**

- 20 Last possible day for 2014 Stanley Cup Final  
 TBA Deadline for first club-elected salary arbitration (later of June 15 or 48 hours after the conclusion of the Stanley Cup Final, 5:00 p.m. ET)  
 26-27 NHL Draft (BB&T Center, Sunrise, Fla.)

**JULY 2015**

- 1 Free agency begins (12:00 p.m. ET)  
 5 Deadline for player-elected salary arbitration notification (5:00 p.m. ET)  
 6 Deadline for club-elected salary arbitration notification (5:00 p.m. ET)  
 20-Aug. 4 Salary arbitration hearings held

**AUGUST 2015**

- 6 Deadline for salary arbitration decisions to be rendered

**REFEREES**

Name	Number
*Burchell, Darcy	42
Charron, Francis	6
*Chmielewski, Tom	43
Devorski, Paul	10
Dwyer, Gord	19
Furlatt, Eric	27
*Hanson, Trevor	47
Hasenfratz, Mike	2
Hebert, Ghislain	22
Hebert, Jean	15
Jackson, Dave	8
Joannette, Marc	25
Kimmerly, Greg	18
Kowal, Tom	32
Kozari, Steve	40
L'Ecuyer, Frederick	17
LaRue, Dennis	14
Lee, Chris	28
Leggo, Mike	3
*Lemelin, Mark	41
*Lewis, Dave	46
*Luxmore, Thomas John	49
Martell, Rob	26
McCauley, Wes	4
*McIsaac, Jon	45
Meier, Brad	34
Morton, Dean	36
Nicholson, Kendrick	44
O'Halloran, Dan	13
O'Rourke, Dan	9
Peel, Tim	20
Pochmara, Brian	16
Pollock, Kevin	33
Rank, Garrett	48
Rehman, Kyle	37
Rooney, Chris	5
Skilliter, Graham	24
St. Pierre, Justin	12
St-Laurent, Francois	38
Sutherland, Kelly	11
Walsh, Ian	29
Watson, Brad	23


**LINESMEN**

Name	Number
Amell, Derek	75
Barton, Steve	59
Brisebois, David	96
Cameron, Lonnie	74
Cherrey, Scott	50
Cormier, Michel	76
Cvik, Mike	88
Devorski, Greg	54
Driscoll, Scott	68
Galloway, Ryan	82
Gibbs, Darren	66
*Grandt, John	98
Henderson, Don	91
Heyer, Shane	55
Kovachik, Brad	71
*Knorr, Trent	63
Lazarowich, Brad	86
Mach, Brian	78
MacPherson, Matt	83
McElman, Andy	90
Miller, Steve	89
Morin, Jean	97
Murchison, Kiel	79
Murphy, Brian	93
Murray, Jonny	95
Nansen, Derek	70
Nelson, Thor	80
Nowak, Tim	77
Pancich, Bryan	94
Racicot, Pierre	65
Rody, Vaughan	73
Sericolo, Anthony	84
Sharrers, Jay	57
Shewchyk, Mark	92
Wheler, Mark	56

• *Minor league officials*



# BEST ENJOYED ON ICE



REAL  
*Coca-Cola*  
TASTE  
AND ZERO  
CALORIES



enjoy everything

Proud Sponsor of the Buffalo Sabres

©2012 The Coca-Cola Company.





there's value in

BLUE

Ryan, Member

I get to enjoy free skating on the same ice where the Sabres play. Plus my family and I get 10% off at the Sabres Store — just for being members of BlueCross BlueShield of Western New York. That's cool.

healthy changes everything®

A division of HealthNow New York Inc., an independent licensee of the BlueCross BlueShield Association.



[bcbswny.com](http://bcbswny.com)