



2011-12  
ANAHEIM DUCKS  
**MEDIA GUIDE**

# The Place To Be on Game Night



The legendary 1,572 room Hilton Anaheim located minutes from Honda Center is fast becoming a favorite place for Ducks fans to gather before the game and other Honda Center events. Treat yourself to signature drinks and Dinner in Mix Restaurant & Lounge, serving the finest cuisine from Hilton's world renown culinary team. Take advantage of our special room packages for Ducks fans and save the drive home until the next day!

Hilton Anaheim, a proud partner of Honda Center and the Anaheim Ducks!

Make your plans now to join us. For reservations and information contact Hilton Anaheim at 714-740-4321 or visit us at [www.hiltonanaheimhotel.com](http://www.hiltonanaheimhotel.com)

**Show your Ducks pride at Hilton Anaheim!  
Stop by Mix Restaurant or Mix Lounge  
with your ticket stub and receive 25% off  
your meal during the 2011-2012 season!  
(Discount excludes alcohol).**



  
**Hilton**  
Anaheim

Hilton Anaheim / 777 Convention Way / Anaheim, CA 92802



# TABLE OF CONTENTS

CLUB DIRECTORY.....	4	PLAYER PERSONNEL.....	134
MEDIA INFORMATION.....	6	SYRACUSE CRUNCH.....	135
FRONT OFFICE BIOGRAPHIES.....	7	TEAM HISTORY.....	139
COACHES.....	18	FINAL STATISTICS (YEAR-BY-YEAR).....	190
ANAHEIM DUCKS STAFF.....	30	ALL-TIME TRANSACTIONS.....	201
BROADCASTING INFORMATION.....	36	COACHES & CAPTAINS.....	214
HONDA CENTER & TICKET INFORMATION.....	40	DRAFT HISTORY.....	243
THE RINKS.....	42	RECORDS.....	249
COMMUNITY INVOLVEMENT.....	46	PLAYOFFS.....	267
CITY OF ANAHEIM.....	50	OPPONENTS.....	301
PLAYER BIOGRAPHIES.....	51	NHL ON-ICE OFFICIALS.....	331
IN THE SYSTEM.....	98	2011-12 SCHEDULE.....	332
FUTURE DUCKS.....	126		

## MAURICE "ROCKET" RICHARD TROPHY

1999 WINNER  
TEEMU SELANNE



2011 WINNER  
COREY PERRY

## ANAHEIM DUCKS 2011-12 MEDIA GUIDE

**Chief Editor**  
Steve Hoem

**Writers**  
Alex Gilchrist & Lauren O'Gorman

**Contributing Writers/Editorial Assistance**  
Adam Brady, Steven Brown, Jesse Bryson, Maureen Nyeholt,  
Merit Tully, Matt Vevoda, Wendy Yamagishi

**Photography**  
Robinson & Associates, Getty Images

**Design**  
Brad Woodward & Gus Mariscal

**Printed by**  
Ben Franklin Press, Inc. • Tempe, AZ

### COPYRIGHT © 2011 ANAHEIM DUCKS

The information contained in this publication was compiled by the Anaheim Ducks and is provided as a courtesy to our fans and the media and may be used only for personal or editorial purposes. Any commercial use of this information is prohibited without the prior written consent of the Anaheim Ducks Hockey Club, LLC.

All NHL and team insignias depicted in this publication are the property of NHL Enterprises, Inc. and the respective teams and may not be reproduced for commercial purposes without the prior written consent of NHL Enterprises, Inc.



IN MEMORIAM

*Ruslan Salei*

1974-2011





IN MEMORIAM

*Annabel Findley*

1953-2011



# CLUB DIRECTORY



## Honda Center

2695 East Katella Ave., Anaheim, CA 92806

Administrative Offices: 714/940-2900

Main Club FAX: 714/940-2953

Ticket Information: 1-877-WILD-WING

Website: [AnaheimDucks.com](http://AnaheimDucks.com)

### EXECUTIVE MANAGEMENT

Owners	Henry and Susan Samuelli
Chief Executive Officer	Michael Schulman
Executive Vice President/General Manager	Bob Murray
Executive Vice President/Chief Operating Officer	Tim Ryan
Senior Vice President of Hockey Operations	David McNab
Chief Financial Officer/Vice President of Finance	Doug Heller
Vice President of Human Resources	Jay Scott
Vice President of Operations, Anaheim Arena Management	Kevin Starkey
Vice President of Multi-Media & Community Development	Aaron Teats
Vice President of Finance, Anaheim Arena Management	Angela Wergechik
Senior Manager of Hockey Operations	Maureen Nyeholt
Executive Assistant to the Executive	
Vice President/COO	Cheryl Gorman
Executive Assistant to the Vice President of Multi-Media & Community Development	Janet Conley

### COACHING STAFF

Head Coach	Randy Carlyle
Assistant Coach	Dave Farrish
Assistant Coach	Mike Foligno
Goaltending Consultant	Pete Peeters
Video Coordinator	Joe Trotta

### HOCKEY CLUB OPERATIONS

Director of Player Personnel	Rick Paterson
Director of Amateur Scouting	Martin Madden
Director of Player Development	Todd Marchant
Hockey Operations Consultant	Scott Niedermayer
Scouting Staff	Dave Baseggio, Alain Chaine, Glen Cochrane, Jeff Crisp, Jan-Åke Danielson, Casey Hankinson, Konstantin Krylov, Matt Laatsch, Steve Lyons, Kevin Murray, Jim Norgate, Jim Pappin, Jim Sandlak, Trent Yawney
Manager of Hockey Operations	Ryan Lichtenfels
Coordinator of Minor League Hockey Operations	Jillian Samuelli
Video Scouting Analyst	Joe Piscotty
Head Athletic Trainer	Tim Clark
Strength & Conditioning Coach	Sean Skahan
Assistant Athletic Trainer	Rick Burrill
Massage Therapist	James Partida
Equipment Manager	Doug Shearer
Assistant Equipment Manager	Chris Aldrich
Equipment Assistant	Chris Kincaid
Hockey Operations Intern	Robert Ballog
Medical Director	Dr. Craig Milhouse
Team Physician	Dr. Orr Limpivasti
Oral Surgeon	Dr. Bao-Thy Grant

### SYRACUSE CRUNCH (AHL) STAFF

Assistant General Manager	Bob Ferguson
Head Coach	Mark Holick
Assistant Coach	Brad Lauer

Assistant Coach	Marty Wilford
Equipment Manager	Joey Guilmet
Assistant Equipment Manager	Matt Brayfield
Athletic Trainer	Joe Huff
Strength Consultant	Mark Powell
Video Assistant	Brett Ferguson

### BROADCASTING DEPARTMENT

Television, FSN Prime Ticket (Cable), KDOC-TV	John Ahlers, Brian Hayward
Radio, KLAAM 830 & Anaheim Ducks Radio Network	Steve Carroll, Dan Wood
Host/Producer	Kent French
Broadcasting Coordinator	Tiffany Frish

### COMMUNICATIONS DEPARTMENT

Director of Media & Communications	Alex Gilchrist
Media & Communications Managers	Steve Hoem, Lauren O'Gorman
Media & Communications Intern	Steven Brown
Game Night Communications Staff	Lisa Parris, Courtney Strayer, Larry Woodard, Chelsea Gonye

### COMMUNITY RELATIONS DEPARTMENT

Director of Community Relations	Wendy Yamagishi
Community Relations Managers	Jesse Bryson, Jennifer Walker
Community Relations Intern	Ashley Forbes

### ENTERTAINMENT DEPARTMENT

Director of Production & Entertainment	Rich Cooley
Entertainment Manager	Chris Brown
Arena Vision Editor/Producer	Davin Maske
Producer	Peter Uvalle
Associate Producer	Gabe Suarez
Production Coordinator	Sarah Moews

### FAN DEVELOPMENT DEPARTMENT

Director of Fan Development	Matt Savant
Senior Manager of Fan Development, School & Education Programs	Joseph Hwang
Fan Development Manager	Champ Baginski
Fan Development Coordinators	Jason Cooper, Mike Hermosa
Fan Development Intern	Scott Miller

### LEGAL

General Counsel	Bernard Schneider
Assistant General Counsel	Katie Rodin

### FINANCE

Controller	Melody Martin
Financial Analyst	Rosanna Sitzman
Payroll Supervisor	Regina Terrana
Accounting Assistant	Rob Dumlao
Accounting Clerk	Linda Dubois

### HUMAN RESOURCES

Human Resources Managers	Wendy Mulhall, Donna Vass
Human Resources Coordinator	Lisa Monson



# CLUB DIRECTORY

## CORPORATE PARTNERSHIPS

Director of Corporate Partnerships ..... Greg Rieber  
 Corporate Sales Managers ..... Robert Flanigan, Keith Herbers,  
 Greg Morrison

## CORPORATE PARTNERSHIP ACTIVATION

Director of Corporate Partnership Activation ..... Alex Anderson  
 Managers, Corporate Partnership Activation ..... Sara Morales,  
 Erin Moreno  
 Media Services Coordinator ..... Randy Bernabe  
 Corporate Partnership Activation Coordinators ..... Jennifer Boris,  
 Keith Shattenkirk

## MARKETING DEPARTMENT

Director of Marketing ..... Tracie Jones  
 Senior Manager of Signature Programs & Events ..... Kris Loomis  
 Signature Programs & Events Manager ..... Jamie Minkler  
 Marketing Manager ..... Ryan Spillers  
 The Rinks Marketing Manager ..... Jesse Chatfield  
 Marketing Coordinators ..... Cindy Iwami, Ryan Johnson,  
 Colleen MacKinnon  
 Senior Graphic Designer ..... Mariana Stoopen  
 Junior Designer ..... Ruben Segura

## PUBLICATIONS & NEW MEDIA

Director of Publications & New Media ..... Adam Brady  
 Publications & New Media Coordinator ..... Matt Vevoda  
 Social Media Producer ..... Neil Horowitz

## PREMIUM SALES & SERVICE DEPARTMENT

Director of Premium Sales & Service ..... Jim Panetta  
 Premium Account Executives ..... Geoff Matthews,  
 Timothy Thompson  
 Premium Services Manager ..... Jana Cannavo  
 Premium Services Coordinator ..... Ariana Zamora  
 Premium Office Coordinator ..... Amelia Hedges

## TICKETING DEPARTMENT

Senior Manager of Ticket Operations ..... James Bakken  
 Assistant Ticketing Manager ..... Jonas Calicdan  
 Assistant Manager, Premium Ticketing ..... Gina Bulgheroni  
 Group & Inside Sales Ticketing Representative ..... Robert Slaby  
 Premium Ticketing Representatives ..... Christie Nevin,  
 John Watson  
 Ticketing Representative ..... Kameron Kwok

## TICKET SALES AND SERVICE DEPARTMENT

Director of Ticket Sales & Service ..... Lisa Johnson  
 Senior Manager, New Business Development  
 & Retention ..... Mike Morrow  
 Senior Business Development  
 Account Executive ..... Justin Sheppard  
 Business Development Account Executives ..... Daniel Alvarez,  
 Casey Haakinson, Kyle Haygood, Alex Lawrence,  
 Bobby Mayorga, Phil Widell  
 Business Retention Account Executives ..... Terri Awde,  
 Brittany James, Nick Moller  
 Group & Inside Sales Manager ..... Graham Siderius  
 Group Sales Account Executives ..... Jennifer D'Anna  
 Jamie Friedrich, Matt Payne, Sean Sterner  
 Inside Sales Representatives ..... Alyssa Davison,  
 Rob Stonecipher, Chris Waasted, Jeff Wille  
 Season & Group Sales Coordinator ..... Michelle Carter

## ANAHEIM ARENA MANAGEMENT, LLC

Director of Booking ..... Jo-Ann Armstrong  
 Director of Events ..... Quinn Mackin  
 Senior Event Manager ..... Jason Davis  
 Event Manager ..... Matthew Trout  
 Event Services Manager ..... Marissa Geller  
 Assistant Event Services Manager ..... Matthew Warwick

Security/Public Safety Manager ..... Russell Beecher  
 Assistant Security Manager ..... Jon Hampe  
 Public Safety Officers ..... Nestor Blanco, Chris Evans, Jeff Evans,  
 Antonio Giordano, Paulo Kome, Jose Larrazolo, Ryan Loeffler,  
 Denise Mendrick, Robert Palmieri, Brandon Rickert,  
 Benjamin Tomas

Director of Operations ..... Brent Mater  
 Operations Managers ..... Joe Barrett, Charles Boswell  
 Senior Engineer ..... Dion Beckton  
 Maintenance Supervisor ..... Tracy Best  
 Event Crew Supervisor ..... Chris DeLloyd  
 Ice Technician & Day Crew Supervisor ..... Joel Francisco  
 Parking Manager ..... Jeff Grant  
 Assistant Parking Manager ..... Lee Ewert  
 Engineers ..... Jose Argueta, Jason Broussard,  
 Robert Gibbons, Carlos Rodriguez, Larry Ruffin

Maintenance Technicians ..... Alfonso Alvarez, Rafael Jaquez,  
 Ulises Ramirez, Albert Quezada  
 Sound Technician ..... Nate Chivers  
 Technical Services ..... Omar Felix  
 Operations Office Manager ..... Shelly Baker  
 Director of Media & Communications ..... Merit Tully  
 Media & Communications Coordinator ..... Tracy Richmond  
 Director of Marketing ..... Joel Hobson  
 Senior Media & Marketing Manager ..... Adam Mendelsohn  
 Marketing Coordinator ..... Lauren Esterline  
 Director of Ticket Operations ..... Mark Neumann  
 Assistant Box Office Manager ..... Gabriel Martinez  
 Box Office Supervisors ..... Elena Buenrostro, Chris Williams  
 Controller ..... James Pearson  
 Financial Analyst ..... Jennifer Breen  
 Accountant ..... Loree Peevey  
 Payroll Accountant ..... Ana Robles  
 IT Manager ..... Mike Wing  
 IT Associates ..... Nate Gardner, Troy Naragon  
 Mail Services Supervisor ..... Linda Martinez  
 Receptionist ..... Esther Methvin

## THE RINKS

Vice President ..... Art Trotter  
 Accountant ..... Audrey Hodges

## ANAHEIM AND WESTMINSTER ICE

Hockey Manager ..... Rick Hutchinson  
 Skating Manager ..... John Saitta  
 Supervisor/Lead ..... George Estrada, Darryl Racca, Stacy Witt,  
 Tony Witt, Phil Zamora  
 Operations Coordinator ..... Jill Herzog  
 Operations Representative ..... Cindy Frazier  
 Associate ..... Joe Keeler

## HUNTINGTON BEACH AND CORONA INLINE

General Manager ..... Ken Murchison  
 Operations Coordinator ..... Tara Hamilton

## HUNTINGTON BEACH INLINE

Assistant Hockey Manager ..... Ron Alexander  
 Assistant Manager, Officials & Scorekeepers ..... Mike Urbano

## CORONA INLINE

Assistant Hockey Manager ..... Ben Barrett  
 Assistant Manager, Officials & Scorekeepers ..... Mishka Drury

## MISCELLANEOUS

Home Ice ..... Honda Center (opened 1993)  
 Capacity ..... 17,174  
 PA Announcer ..... Phil Hulett  
 Team Colors ..... Black and Gold with Orange and Silver Accents  
 Practice Facilities ..... Anaheim ICE (300 W. Lincoln Ave.)  
 & Honda Center (2695 E. Katella Ave.)  
 Founded ..... 1993

# **MEDIA INFORMATION**

On behalf of the Anaheim Ducks, welcome to the 2011-12 National Hockey League (NHL) season. We hope to make your job covering the Ducks as easy and pleasant as possible. In order to help you achieve your goals in the most efficient manner, we have a few procedural guidelines of which you should be aware.

Media credentials are issued to working media only. All season and individual game credential holders should enter through the press entrance off Douglass Avenue (Northeast corner of the building). The press entrance and press will-call opens two and one-half hours prior to all games. Credentials are non-transferable, and unauthorized use will subject bearer to ejection from Honda Center and result in a loss of credential privileges.

Season media passes will be issued to recognized newspapers, magazines, television and established radio stations as well as websites affiliated with major broadcast outlets. Requests for credentials must be made on company letterhead. Credentials will be distributed on an individual basis. Season pass holders must notify the communications office of their intentions to cover a game in order to reserve press seating.

Individual game credentials should be requested in writing through the communications department (e-mail or fax) a minimum of 24 hours prior to game time or by 2:00 p.m. Friday for all Saturday or Sunday contests. You can email requests to [agilchrist@anaheimducks.com](mailto:agilchrist@anaheimducks.com), or fax to 714-940-2925. Pre-arranged passes must be picked up at the press entrance located inside the northeast entrance. Credentials will be issued on an availability-only basis.

Credentials are good for admittance to the arena, press box, press dining room and both locker rooms. We suggest coming to the morning skate if you need an interview before the game. Both teams' locker rooms will open five minutes after the last player has left the ice, following the game's conclusion. Your cooperation is asked in maintaining a working atmosphere. **ABSOLUTELY NO AUTOGRAPHS ALLOWED DURING MEDIA ACCESS PERIODS.**

Interviews that need advance preparation or special accommodation can be arranged by contacting the Ducks communications department. This includes all live television interviews for pre and post-game.

Photo credentials will also be issued in the same manner as other passes, with camera positions assigned by team photographer Debora Robinson; photographers should check in with Debora in the press dining room prior to game time.

Telephones for the working media should be ordered through Shelly Baker with Honda Center at (714) 704-2408.

Facsimile and photocopy services are available by contacting the Ducks communications department prior to the game.

On game days when the Ducks choose to practice, they will take the ice at 10:00 or 10:30 a.m. The visiting team's practice usually starts at 11:30 a.m. Please call the Ducks communications department if there is a question regarding either team's practice schedule. ALL requests for in-between period interviews must be made by the time of the Ducks' skate that morning.

We hope this outline of procedures and guidelines will assist you in your coverage of the Ducks and the National Hockey League at Honda Center for the 2011-12 season. Please don't hesitate to contact us if you need any additional assistance. We look forward to working with you this season.

Sincerely,



Alex Gilchrist  
Director, Media & Communications  
Anaheim Ducks



## HENRY & SUSAN SAMUELI

ANAHEIM DUCKS HOCKEY CLUB, LLC & ANAHEIM ARENA MANAGEMENT, LLC



**Susan Samuelli** was born and raised in Los Angeles, CA. She earned a B.S. in Mathematics from UC Berkeley in 1972. From 1972 to 1985 she was with IBM Corporation, where she worked initially as a software programmer in the Federal Systems Division, Westlake Village, CA, and then as a Systems Engineer in the National Marketing Division, Los Angeles, CA, providing technical marketing and sales support for IBM's mid-range computer systems. In 1985 she left IBM and focused her energy on raising her children, at which time she developed a keen interest in alternative health care. She developed an active consulting practice in the areas of nutrition, homeopathy, and Chinese herbs and subsequently received her Ph.D. in nutrition from the American Holistic College of Nutrition in 1993 and a diploma in Homeopathy from the British Institute of Homeopathy in 1994.

**Henry Samuelli** was born in Buffalo, NY and grew up in Los Angeles, CA. He earned a B.S., M.S. and Ph.D. in Electrical Engineering from UCLA in 1975, 1976 and 1980, respectively. From 1980-1985, he worked in the defense industry and held various engineering and management positions in the Electronics and Technology Division of TRW, Inc., Redondo Beach, CA. Since 1985 Dr. Samuelli has been a professor in the Electrical

Engineering Department at UCLA, and he has also served as a Distinguished Adjunct Professor in the Electrical Engineering and Computer Science Department at UC Irvine since 2003. In 1988 he co-founded PairGain Technologies, a telecommunications equipment manufacturer, and served as a consultant and Chief Scientist of the company until 1994. In 1991 he co-founded Broadcom Corporation, a global leader in providing semiconductor solutions for wired and wireless communications. Dr. Samuelli took a leave of absence from UCLA in 1995 to be at Broadcom full-time. As Chief Technology Officer he helps drive the vision of the company's research and development activities. He has published over 100 technical papers and he is a named inventor in over 60 U.S. patents. He was elected a Fellow of the Institute of Electrical and Electronics Engineers (IEEE) in 2000, a member of the National Academy of Engineering in 2003, and a Fellow of the American Academy of Arts and Sciences in 2004.

In December 2003, Susan and Henry purchased the management contract for the Honda Center sports and entertainment venue, creating Anaheim Arena Management, LLC, to oversee all operations of the arena, and in June 2005 they purchased the Anaheim Ducks National Hockey

# OWNERS

League club, Honda Center's largest tenant. In 2005 and 2008 Honda Center was ranked as the third-largest grossing arena in the world in concert ticket sales, and in 2007 the Anaheim Ducks became the first California team ever to win the Stanley Cup championship.

The success of Broadcom Corporation has also provided Susan and Henry the opportunity to support many worthwhile nonprofit organizations. After Broadcom's initial public offering in 1998 they created the Samueli Foundation and to date they have gifted over \$200 million in the areas of Education, Health, Social Services, the Performing Arts, and Jewish Culture. In 2003 and 2004 Susan and Henry were listed among *BusinessWeek's* 50 Most Generous Philanthropists in the nation.

Since relocating to Orange County, CA in 1995, Susan and Henry have become very active in the community. Susan is on the boards of the Orangewood Children's Foundation and the Samueli Institute, a non-profit scientific research organization they founded in 2001 focused on complementary and integrative medicine and the science of healing. Susan also serves on the Advisory Board of the Susan Samueli Center

for Integrative Medicine at UC Irvine's College of Medicine. She was honored with the UC Irvine Medal in 2000, the Ellen Cooperman Angel Award from the John Wayne Cancer Institute in 2002, and the General William Lyon Crystal Vision Philanthropy Award from the Orangewood Children's Foundation in 2005.

Henry serves on the UC President's Board on Science and Innovation, the Chancellor's Advisory Council at both UCLA and UC Irvine. He is also on the Dean's Advisory Council of both the Henry Samueli School of Engineering and Applied Science at UCLA and the Henry Samueli School of Engineering at UC Irvine. In 2000 he was awarded the University of California Presidential Medal, the UC Irvine Medal, the UCLA School of Engineering and Applied Science Alumnus of the Year, and the IEEE Circuits and Systems Society Industrial Pioneer Award. In 2005 he was awarded an Honorary Doctor of Science degree from the Technion-Israel Institute of Technology and the Edward A. Dickson Alumnus of the Year from UCLA. In 2006 he received the IEEE Communications Society Distinguished Industry Leaders Award, and in 2010 he received the UCLA Medal.





## MICHAEL SCHULMAN

CHAIRMAN OF THE BOARD, ANAHEIM ARENA MANAGEMENT, LLC

CHIEF EXECUTIVE OFFICER, ANAHEIM DUCKS HOCKEY CLUB, LLC

MANAGING DIRECTOR, H&S VENTURES, LLC

Michael Schulman serves as Chairman of the Board of Anaheim Arena Management (AAM), Chief Executive Officer of Anaheim Ducks Hockey Club (ADHC), Chairman of the Board of the Anaheim Ducks Foundation and serves on the board of NHL Enterprises. He is also an Alternate Governor for the NHL Board of Governors. In addition, he is Managing Director of H&S Ventures, the entity that manages the Samuelli Family Office, AAM and ADHC. Schulman reports directly to owners Dr. Henry Samuelli and Susan Samuelli, and is responsible for managing and long-term planning of their profit and nonprofit entities.

Schulman's role with Honda Center began long before he was appointed Chairman of AAM in December of 2003. Schulman was the lead negotiator on behalf of the Samuelli family in the acquisition of the management agreement from the bankruptcy court and the City of Anaheim. He acts as liaison between the Samuelli family and AAM management and supervises all financial, legal and charitable decisions of the arena. He also acts as liaison with the other partners of AAM and the City of Anaheim. In addition, Schulman oversees all long-term capital projects including the 57 Freeway Marquee, two 360° LED rings, revamping of the video room and remodeling of the company offices and locker rooms.

Schulman's role at AAM includes overseeing all business and hockey operations. He was the lead negotiator on behalf of the Samuelli family in working with Disney on the purchase of the Anaheim Ducks and also with the NHL in qualifying the Samuelli family for the purchase of the team. He is responsible for developing additional ice and roller rinks in the Orange County area and was instrumental in the purchase of several ice and roller rinks, including Corona Roller Rink, Huntington Beach Roller Rink and Westminster Ice Rink. Schulman was also involved with the family in changing the team name and logo, and forming the Anaheim Ducks Foundation.

Schulman's role at H&S Ventures is multi-faceted. He is the Managing Director of the family office which oversees all the family's profit and nonprofit operations. H&S Ventures serves as the manager of AAM and ADHC as well as a number of other business entities in which the Samuelis are involved. Schulman has given numerous lectures on the business of sports, most recently speaking on a panel on concussions at the first annual Santa Clara Sports Law Symposium.

Schulman serves on the boards of Anaheim Arena Management, Anaheim Ducks Hockey Club, Anaheim Sports Holdings, Anaheim Ducks Foundation, HS Hockey Development and ECH 2101. Previously, he served on the board of Commercial Capital Bank Corp., a public company listed on the NASDAQ Exchange. He is also a current member of the boards of Telluride Ski and Golf Company and KDOC Television and a founding member of the UCS Sports Business Institute (SBI) Advisory Council.

Schulman also serves on many nonprofit boards. He has been a member of the University of California, Irvine Foundation Board since 1991 and is on the Stewardship Committee. He was one of the founding members and past chair of the UCI Planned Giving Leadership Council. Schulman serves on the boards of the Samuelli Foundation, Samuelli Institute for Information Biology, the Orange County Jewish Campus and Anaheim Ducks Foundation.

After earning his Bachelor of Arts in Economics from University of California, Berkeley, Schulman went on to the University of Santa Clara Law School. In addition, Schulman studied economics for one year at the University of Leeds in Leeds, England.

After law school, he was hired as a full-time law professor at the University of Southern California, after which he was a practicing attorney for a number of years and a partner with the law firm of McDermott, Will & Emery.

A native of California, Michael and his wife, Sherry, have four children (Annie, Danielle, Bryant and Natasha) and currently reside in Laguna Beach.





## BOB MURRAY

EXECUTIVE VICE PRESIDENT AND GENERAL MANAGER  
ANAHEIM DUCKS HOCKEY CLUB, LLC

Bob Murray enters his 37th consecutive year in the National Hockey League, his fourth as Executive Vice President and General Manager of the Anaheim Ducks. He was named to his current position on Nov. 12, 2008 after spending the previous three-plus seasons as the club's Senior Vice President of Hockey Operations.

Since taking over as Executive Vice President and General Manager in 2008, Murray has revamped the club's roster, adding skilled youth and veteran leadership. Murray has acquired defensemen Lubomir Visnovsky, Toni Lydman, Francois Beauchemin and Luca Sbisa. The Ducks enter the 2011-12 season with a standout group of forwards that includes Ryan Getzlaf, Corey Perry, Bobby Ryan, Teemu Selanne and Saku Koivu, along with the expected return of number one goaltender Jonas Hiller. Murray has also recently drafted several highly touted players, including three widely lauded selections in the first 42 picks of the 2010 draft with Cam Fowler (12), Emerson Etem (29), and Devante Smith-Pelly (42).

Murray made two critical moves to help the Ducks qualify for the playoffs in 2010-11. After Hiller was unexpectedly stricken with vertigo in February, Murray acquired goaltenders Ray Emery (free agent) and Dan Ellis (trade). Both Emery (7-2-0) and Ellis (8-3-1) played extremely well down the stretch, leading the Ducks on a climb that took them from 11th place to a fourth place finish in the Western Conference. Murray's teams have now been in the playoffs nine of the last 10 NHL seasons, four with Vancouver (2001-2004) and five of six with the Ducks (2006-2009, 2011).

After a series of mid-season roster moves, the 2008-09 Ducks made a late charge to qualify for the playoffs, going on to beat the Presidents' Trophy-winning San Jose Sharks in the Western Conference Quarterfinals. That made Anaheim the fifth team in the expansion era (1967-68) to upset the league's top regular season team in the first round. The Ducks fell to Detroit in a dramatic, seven-game series in the Conference Semifinals.

Prior to being named Executive Vice President and General Manager, Murray was the club's Senior Vice President of Hockey Operations for three-plus seasons. He was named to the post on July 14, 2005. Much of Murray's work behind the scenes under then-General Manager Brian Burke led directly to many successful trades and other player transactions by Anaheim. During that three-year period, the Ducks won a Stanley Cup (2007), a Pacific Division title (2007), and qualified for the playoffs each season.

Murray's previous responsibilities as Senior Vice President of Hockey Operations included overseeing all aspects of player development and serving as General Manager of Anaheim's American Hockey League (AHL) affiliate (previously Portland and Iowa). Murray was the General Manager of the Portland Pirates from 2005-06 through 2007-08. The Pirates went to the Conference Finals twice (2006 & 2008), appearing in six playoff rounds. Between 2005 and 2008 (three seasons), Anaheim and Portland combined to win 10 and appear in 14 playoff rounds over the last three seasons, both the most of any organization in hockey.

Prior to joining the Ducks, Murray worked as a Professional Scout with the Vancouver Canucks from 1999-05 under Burke (1998-04). Murray's scouting expertise helped to build teams that recorded 100+ point seasons two years in a row (2002-03 and 2003-04) and advanced to the Stanley Cup Playoffs four seasons in a row (2001-04). Before his stint in Vancouver, he served as a Scouting Consultant for Anaheim during the 1998-99 season.

Murray was a member of the Chicago Blackhawks organization for 25 years, serving as General Manager from 1997-99. He was named the sixth General Manager in team history on July 3, 1997. He was promoted to the post after serving as Assistant General Manager under Bob Pulford for two seasons. Before joining upper-management, Murray was named the Director of Player Personnel in 1991 and was largely responsible for the club's NHL Entry Draft selections over eight seasons.

Drafted by the Blackhawks in 1974, Murray spent his entire 1,008-game, 15-year career in a Chicago uniform. He became just the fourth player in Blackhawks history to reach the 1,000-game plateau in 1989-90. In addition, he became the first defenseman in club history to appear in 100 postseason contests, reaching the mark during the 1990 Stanley Cup Playoffs. In all, Murray scored 132-382=514 points and currently ranks second in all-time points among Blackhawks defensemen (13th overall in club history). He was named to both the 1981 and 1983 NHL All-Star Games. Murray retired at the conclusion of the 1989-90 season. Known for his work ethic, intelligence and determination as a player, Murray remained with the organization as a Professional Scout following his retirement in 1990.

Bob and his wife, Betsy, have four children (Kevin, Andrew, Amanda and Katie), and two granddaughters (Mikayla & Aisley).



## TIM RYAN

**PRESIDENT/CHIEF EXECUTIVE OFFICER, ANAHEIM ARENA MANAGEMENT, LLC**  
**EXECUTIVE VICE PRESIDENT/CHIEF OPERATING OFFICER,**  
**ANAHEIM DUCKS HOCKEY CLUB, LLC**

Tim Ryan enters his seventh season as Executive Vice President/Chief Operating Officer for the Anaheim Ducks. Since being named to his current post in the summer of 2005, Ryan has led the club to record levels of success in business operations while leading aggressive community and fan development programs aimed at improved education, health and well-being, and recreation in the Southern

California market.

Ryan is now in his 19th year with Honda Center and 33rd in arena management and event creation. In addition to his duties with the NHL club, he serves as President and Chief Executive Officer of Anaheim Arena Management, LLC (AAM). In his role, Ryan oversees one of the premier entertainment and sports venues in the world. In 2010, Billboard Magazine ranked Honda Center among the top 5 arenas in the United States for live entertainment. The facility is also a seven-time finalist for "Venue of the Year" as selected by Pollstar Magazine editors.

Ryan has also led efforts to assure Honda Center is maintained and remains one of the world's top-of-the-line entertainment venues. This Fall, the venue is scheduled to break ground on the recently announced Grand Terrace project, representing the largest renovation in Honda Center history. The multi-million dollar project includes the exclusive outdoor Grand Terrace on the San Manuel Premium Level, along with a new full-service restaurant, expanded team store and larger box office on the arena's main level.

Through strategic planning, business development and event production, Ryan ensures the arena is active with a variety of first-class events. Under his guidance, the arena has recently hosted some of the world's top names in live entertainment. Over the next several months, Honda Center will serve as host site to UFC 137 (Honda Center has hosted more UFC events than any arena outside the promotion's home city of Las Vegas) and concerts from notable artists such as Blink-182 and Andrea Bocelli. This Fall, the venue will also serve as home court to UCLA Men's Basketball on four occasions and will host the annual Big West Basketball Tournament in March. Over the years, Honda Center has also served as host to the 2003 World Gymnastics Championships, 2005 World Badminton Championships, the annual John R. Wooden Classic, five previous NCAA men's basketball tournament events and the first Frozen Four west of the Rocky Mountains in 1999. Since 1993, over 30 million people have been entertained at Honda Center, enjoying more than 3,000 events.

As Executive Vice President/Chief Operating Officer of the Anaheim Ducks, Ryan oversees all business operations of the professional hockey team. He assumed his current dual roles on June 20, 2005 when the Ducks were purchased by Dr. Henry and Susan Samuelli, owners of AAM.

Ryan has also spearheaded several initiatives from the Samuellis, including charitable programs that support approximately 500 nonprofit organizations annually, a team foundation that supports the community in the areas of education, youth hockey and health and wellness, and an expanded grass-roots marketing program. The Ducks launched THE RINKS development program in 2007, which supports and promotes youth ice and roller hockey in Southern California. The blossoming program includes youth hockey leagues at Anaheim ICE, Huntington Beach Inline, Corona Inline, and Westminster ICE. The club also launched the first-ever Orange County High School Hockey League in 2008. The league has grown to 11 teams, with nine joining in the last two years. Funded by the Anaheim Ducks Foundation, the club's education-based youth hockey program (S.C.O.R.E. – Scholastic Curriculum Of Recreation and Education) has reached more than 150,000 local school children over the last six years. The Ducks also have a 6,500-member Kids Club, the largest in the NHL (among all U.S.-based teams).

In 1992, after a long career at the Long Beach Arena, Ryan joined the then-Arrowhead Pond of Anaheim (operated by Ogden Facility Management) as Assistant General Manager. He was promoted to General Manager in 1998 and was named Pollstar Magazine "Facility Executive of the Year" for 2001. During that time, Ryan was also charged with overseeing a number of other Ogden facilities and served as a consultant on various major entertainment projects. Near the end of 2003, the management contract for the arena was purchased by AAM and Ryan was named President/CEO of both the company and the arena.

In addition to managing the 19,000-seat arena, Ryan is active in both the entertainment industry and in the local community. He also serves on the boards of several nonprofit groups, including Big Brothers Big Sisters of Orange County, Los Angeles Sports Council, Orangewood Children's Foundation, Special Olympics Southern California, Stars and Stripes Tournament, and the Tiger Woods Foundation. Tim and the organization will be honored in November 2011 for outstanding dedication to Big Brothers Big Sisters of Orange County.

Ryan graduated from California State University, Long Beach in 1979 with a Bachelor's Degree in Finance. He lives with his wife, Michele, in Huntington Beach and enjoys golf, fly-fishing and skiing.



## DAVID McNAB

SENIOR VICE PRESIDENT OF HOCKEY OPERATIONS  
ANAHEIM DUCKS HOCKEY CLUB, LLC

An original member of the Ducks, David McNab is now in his 34th consecutive year in the NHL and 19th with Anaheim. McNab served as Anaheim's Assistant General Manager for 14 seasons before being promoted to his current position in 2008. His duties include overseeing all aspects of player development, having an expertise on the new Collective Bargaining Agreement and its relationship to the salary cap in the NHL, contract and arbitration negotiation, player evaluation and scouting.

McNab's impact on the Ducks is significant. In just the last eight NHL seasons, Anaheim has appeared in Stanley Cup Final twice (2003 & 2007), including a championship in 2007. In addition to the two trips to the Stanley Cup Final, the club advanced to the Conference Finals in 2006 and the Conference Semifinals in 2009. In recent years, McNab has scouted and signed numerous collegiate free agents who have made major contributions to the success of the club.

Prior to being named as the Ducks' Assistant General Manager in December of 1995, the 55-year-old McNab was the club's first Director of Player Personnel and was largely responsible for the team's selections in the 1994-96 NHL Entry and Supplemental Drafts. McNab has also held the position as General Manager of the Ducks' top farm team in the American Hockey League for six seasons (the Baltimore Bandits during the 1996-97 season and the Cincinnati Mighty Ducks from 1997-2002) while also working on the AHL's competition committee for many of those years.

Considered to be one of the hardest working and knowledgeable scouts in the National Hockey League, McNab began his professional scouting career in 1978 with the Washington Capitals, where he spent four seasons. In 1982, McNab was signed by the Hartford Whalers, where he spent seven seasons as a scout, the last two as the Director of Player Recruitment. He then joined the New York Rangers in 1989, where he worked for four seasons before leaving to join the Disney-owned Ducks in 1993. His work with the Rangers helped the club to the 1994 Stanley Cup championship.

A graduate of the University of Wisconsin in 1978 with a degree in Communication Arts, McNab was also a goaltender on one of the greatest college hockey teams of all-time, the 1977 University of Wisconsin Badgers' NCAA championship team. He was drafted by the St. Louis Blues in the ninth round of the 1975 NHL Entry Draft (151st overall). McNab has worked on numerous occasions for USA Hockey, both as an Assistant General Manager for the United States in the World Championships on three different occasions, as well as serving as a consultant for the 1984, 1988 and 1992 United States Olympic Teams. He has also been a three-time member of the selection committee that votes for the Hobey Baker Award, college hockey's version of the Heisman Trophy.

A member of one of the most respected families in the NHL, McNab is the son of the late Max McNab and brother of Peter McNab. Max played on the 1950 Stanley Cup champion Detroit Red Wings and was a former general manager with the Washington Capitals and New Jersey Devils. He was also a recipient of the 1998 Lester Patrick Award given annually for "outstanding service to hockey in the United States." Peter played in 954 NHL games, scoring 363 goals and 813 points in a 14-year career and currently ranks tied for 110th all-time in goal scoring in the history of the National Hockey League. Peter is currently a broadcaster with the Colorado Avalanche.

David McNab was born in Vancouver, British Columbia, but grew up in San Diego, California and graduated from Point Loma High School in San Diego in 1973. He became a U.S. citizen in 1983. He and his wife, Kari, were married in Minneapolis, Minnesota in 1989 and have two daughters, Ali (20) and Erica (19). The McNab family resides in Yorba Linda, California.





## RICK PATERSON

### DIRECTOR OF PLAYER PERSONNEL

Rick Paterson is in his seventh season with the Ducks, his third as Director of Player Personnel. He originally joined Anaheim on July 20, 2005 as Director of Professional Scouting. Paterson's responsibilities include extensive knowledge of all NHL personnel and depth charts, along with assisting in the evaluation of junior and college prospects. In addition, he aides Bob Murray in the procurement of players via free agency, trade or the NHL Entry Draft.

Paterson has over 32 years of experience as a player, coach and scout, and has won the Stanley Cup four times. Along with his Stanley Cup championship with the Ducks in 2007, he won the title with Tampa Bay (2004) and Pittsburgh (1991 & 1992). Prior to joining the Ducks, Paterson spent seven years with the Tampa Bay Lightning, winning the Stanley Cup in 2004 as the club's Chief Professional Scout. With Tampa Bay, he was responsible for scouting the NHL, American Hockey League and professional leagues in Europe.

As a player, Paterson spent 10 years in the Chicago Blackhawks organization from 1978-1988. He appeared in 430 NHL games and 63 playoff contests. Before his NHL career began, he spent five seasons in the Quebec Major Junior Hockey League with the Cornwall Royals and was inducted into their Hall of Fame in 2002.

After retiring from the NHL as a player, Paterson joined the Pittsburgh Penguins as an Assistant Coach from 1988-93, winning the Stanley Cup in 1991 and 1992. He coached the Penguins' AHL affiliate in Cleveland from 1993-97 and joined the Tampa Bay Lightning as Assistant Coach in 1997-98. Paterson remained in that role until being named a Professional Scout prior to the start of the 1999-00 season.

Paterson and his wife, Kathy, reside in Anaheim Hills and have twins: son, David, and daughter, Ashley. He also has a daughter, Brittany, a 2009 graduate of McGill University in Montreal, Quebec.





## DOUG HELLER

**CHIEF FINANCIAL OFFICER AND VICE PRESIDENT OF FINANCE  
ANAHEIM DUCKS HOCKEY CLUB, LLC**

Doug Heller enters his sixth season with the Anaheim Ducks. He has over 20 years of experience as a financial executive in both the banking and insurance industries. Doug's responsibilities include overseeing the club's finance department as well as all of the ticket sales and ticket operations of the NHL club. He is the Chief Financial Officer (CFO) for *THE RINKS*, which includes Anaheim ICE, Westminster ICE, Corona Inline and Huntington Beach Inline. Doug is also the Chief Financial Officer for the Anaheim Ducks Foundation.

Prior to joining the Anaheim Ducks, Heller spent five years (2002-06) with Long Term Care Group, Inc. as its Chief Financial Officer. Long Term Care Group is a privately held long term care insurance administrator with annual revenue of approximately \$100 million. While with Long Term Care Group, Heller oversaw the company's rapid growth in both revenue and operating income, as well as a successful sale to a new ownership group. Prior to his time in the insurance industry, Heller spent 10 years with Pacific National Bank where he served first as Chief Financial Officer and then as President of PNB Mortgage, a subdivision of the company.

Heller graduated from the University of Colorado, Boulder with a Bachelor of Science Degree in accounting in 1979 and became a Certified Public Accountant in 1983.

Doug is a Board Member of Share Our Selves, a nonprofit agency providing safety net services for homeless and low-income individuals and families in Orange County. He has lived in Irvine for the past 22 years. Doug and his wife, Linda, have two children: Jacob and Hailey. In his spare time, he enjoys a variety of outdoor activities, including skiing and golfing.



## JAY SCOTT

**VICE PRESIDENT OF HUMAN RESOURCES  
ANAHEIM DUCKS HOCKEY CLUB, LLC  
ANAHEIM ARENA MANAGEMENT, LLC  
DIRECTOR OF HUMAN RESOURCES, H&S VENTURES, LLC**

Jay Scott enters his third full season with the Ducks after joining the organization in March 2009. He oversees the human resources department with the team and arena staff, as well as *THE RINKS* Program. Scott brings years of leadership experience as well as expertise in strategic planning, workforce management, change initiatives, process improvement, performance optimization, and employee and labor relations.

Scott served as the Director of HR at the Tribune Company from 2002 to 2009, including three years at Newsday Media Group on Long Island. More recently he provided internal human resources services for the Los Angeles Times Media Group, including employee relations, labor relations, organizational development and strategic issues.

Scott has over 25 years of HR experience in hospitality, entertainment and multi-media companies, including Hilton Hotel Corporation and The Walt Disney Company, where he oversaw the opening of Tokyo DisneySea theme park and two Disney-branded hotels in over 13 years with the company (1989 to 2002).

A graduate of Washington State University, Scott earned his BA in Business Administration with an emphasis in Human Resources. He also has a Senior Human Resources Professional Certification and has completed the Organizational Change Leadership Program at Pepperdine University.

Scott enjoys playing basketball and softball. He is also an avid runner, having completed numerous half-marathons and marathons. Jay and his wife, Jeanice, reside in Irvine with their two children: Karla and Leland.



## KEVIN STARKEY

**VICE PRESIDENT OF OPERATIONS  
ANAHEIM ARENA MANAGEMENT, LLC**

Kevin Starkey was named Vice President of Operations for Anaheim Arena Management (AAM) on Oct. 24, 2007. He oversees all arena-specific departments, including venue operations, event services, marketing, public relations and box office staffs. In addition, Starkey oversees the corporate partnership and servicing departments as well as working extensively with food and beverage concessionaire Aramark.

Starkey's career in public facilities and arena management has spanned more than 18 years. Along the way he has accumulated a long list of accomplishments. On behalf of the facility, he most recently led efforts on Honda Center's highly successful food and beverage makeover, which kicked off last fall. The two-year program has introduced more than a half dozen new culinary concepts and more than two dozen new menu items for fans in attendance. Starkey's newest large-scale project is the Grand Terrace at Honda Center, which breaks ground this fall and will include a 10,000 square foot exclusive indoor/outdoor entertainment area on the venue's San Manuel Club Level, as well as a new public restaurant, team store and box office on the main level. In addition, he was the point person for Honda Center's highly successful \$13 million renovation, which included a new 95-foot marquee located adjacent to the 57 Freeway, a completely remodeled club level restaurant (Jack Daniel's Old No. 7), a second in-arena LED ring and a remodeled Anaheim Ducks Team Store. Starkey also managed a two-year renovation of all 84 Honda Center luxury suites, which began in 2009. He is also involved in booking contracts and event creation.

Starkey, hired by the arena in 1993, has also been instrumental in all facets of the building's day-to-day operational efforts, including all beautification, maintenance, changeover and capital improvements.

Prior to coming to Honda Center, Starkey worked at the Great Western Forum, then home to the National Basketball Association's Los Angeles Lakers and the National Hockey League's Los Angeles Kings.

A native of Torrance, California, Starkey graduated from California State University, Long Beach where he played quarterback for the school from 1979-80. In addition, he played three seasons in the Canadian Football League (CFL) with the Ottawa Rough Riders and the Montreal Concordes and was a member of the 1981 Ottawa club that fell to Warren Moon and the Edmonton Eskimos (26-23) in the CFL's Grey Cup. He also played two seasons in the United States Football League with the Oakland Invaders and Portland Breakers.

Kevin and his wife, Christine, reside in Murrieta, California. He has three children: Sean, Alyssa and Christian.



## AARON TEATS

**VICE PRESIDENT OF MULTI-MEDIA AND COMMUNITY DEVELOPMENT  
ANAHEIM DUCKS HOCKEY CLUB, LLC**

Aaron Teats enters his 18th year with the Anaheim Ducks, his second as Vice President of Multi-Media and Community Development. In his current role, Teats oversees broadcasting, communications, community relations, entertainment, fan development, marketing, merchandising, publications/new media, social networking, and premium ticketing. He is also responsible for overseeing agreements for all television and radio rightsholders, as well as the contracts of all club announcers.

Teats joined the Ducks' broadcasting department in 1994. He was both a producer and director of the Ducks' television and radio broadcasts from 1997-2007 and won an Emmy as producer in best live sports coverage category during the Anaheim's 2003 playoff run. He was named the club's director of broadcasting in 2004 and also assumed the responsibility of the publications/new media and entertainment departments in 2008-09.

A native of Broken Arrow, Oklahoma, Teats is a graduate of Cal State Fullerton. He began his career in the entertainment/production department for the then California Angels in 1992.

Teats is on the Board of Directors for the Boys and Girls Club of Anaheim as well as Smile for a Lifetime Foundation, which provides quality orthodontic care for local children in need. Aaron and his wife, Justine, have two sons: Nolan and Colin. The family has lived in Anaheim Hills for the last 16 years.





## ANGELA WERGECHIK

**VICE PRESIDENT OF FINANCE  
ANAHEIM ARENA MANAGEMENT, LLC**

Now in her 17th year at Honda Center, Angela Wergechik is the Vice President of Finance for Anaheim Arena Management, LLC (AAM). In her current role, she is responsible for the overall financial planning and management of AAM, including the annual development of the budget, business and capital improvement plans and monthly reporting.

Wergechik was promoted to her current post in May 2006, after serving as the company's Director of Finance for eight years. Before joining AAM, she accrued 10 years of accounting experience, previously serving the Ducks, the Walt Disney Company's Internal Audit Department, Deloitte and Touche, LLC and the Merchant Bank of California.

In April 2002, Angela had an instrumental role in the successful transfer of ownership from the building's then-management company, Covanta Energy Corporation, parent company to Ogden Facility Management, to its current management company, Anaheim Arena Management, LLC. Her financial expertise came into play once again when she oversaw the purchase of the Anaheim Ducks by AAM's parent company in June 2005.

Wergechik holds a Bachelor of Arts degree in accounting from Loyola Marymount University and became a Certified Public Accountant in 1993. She is also a professor for the University of San Francisco Masters in the Sports Management program and is on the Board of Directors for Taller San Jose, an organization which provides learning and vocational training for youth in Santa Ana. Angela resides in Irvine.



## BERNARD SCHNEIDER

**GENERAL COUNSEL  
ANAHEIM DUCKS HOCKEY CLUB, LLC  
ANAHEIM ARENA MANAGEMENT, LLC**

Bernard Schneider is entering his seventh year as General Counsel of the Anaheim Ducks. He oversees all legal affairs for the Ducks and Honda Center. Previously, Schneider was a partner at the law firm of McDermott, Will & Emery and represented a variety of corporate and banking clients.

Schneider also serves as Chairman of Commerce National Bank and as a member of the Board of Directors of First American Trust, FSB. He is also a member of the Board of Trustees of St. Margaret's Episcopal School, located in San Juan Capistrano. Schneider received a Bachelor of Arts degree from Whittier College and a Juris Doctor degree from the University of Southern California.

A native of Illinois, Schneider has lived in Orange County for over 50 years. He and his wife, Janet Keller, live in Laguna Beach with their two children, Michael and Katherine. They have three other children, Heather, Brad and Matt, who live in California and Washington, D.C. He enjoys reading, skiing, public policy and spending time with his family.

PRIME TICKET™

FOXSPORTSWEST.COM



WE ARE  
**LA** SPORTS  
**are**  
**you in**



# HEAD COACH

## RANDY CARLYLE

### HEAD COACH



Randy Carlyle enters his seventh season as Head Coach of the Anaheim Ducks. He was named the seventh head coach in team history on Aug. 1, 2005, and has since led the Ducks to their first Stanley Cup championship (2007), Pacific Division championship (2007) and five playoff appearances (2005-09, 2011). Only one NHL coach has won more postseason games than Carlyle's 36 since 2005-06 (Mike Babcock). Carlyle has the most wins and highest winning percentage in team history, compiling a 266-169-57 record in 492 regular season contests (.599 winning percentage). Carlyle's teams have earned at least 98 points in four of his six head coaching seasons.

In 2010-11, Carlyle guided Anaheim to a 47-30-5 record for 99 points, second place in the Pacific Division and fourth in the Western Conference. The Ducks qualified for the postseason for the fifth time in the last six seasons under the direction of Carlyle, who was signed to a three-year contract extension on Aug. 8, 2011. Anaheim's 47 wins in 2010-11 were tied for second-most in franchise history as the club went 15-5-0 over the last 20 games of the regular season to clinch fourth in the conference.

Carlyle led the Ducks to a franchise-record fourth consecutive playoff appearance in 2008-09 with a 42-33-7 record for 92 points, ranking second in the Pacific Division and eighth in the Western Conference. With a 4-2 series win over San Jose in the Western Conference Quarterfinals, the Ducks became the fifth team to upset the NHL's best regular season team (by standings points) in the first round since the Expansion Era began (1967-68). The Ducks were also just the 11th team in NHL history to defeat a team who earned 110-or-more standings points during the regular season in the first round. With the series victory, Anaheim advanced to the second round to face Detroit for the fifth time in franchise history. The Ducks stretched the Western Conference Semifinals to seven games before falling short in Game 7 at Detroit.

In 2007-08, Carlyle guided Anaheim to a second-place finish in the Pacific Division and fourth-place finish in the Western Conference. A year earlier in only his second season as an NHL head coach, Carlyle led the Ducks to their first ever Stanley Cup championship. The Ducks defeated Minnesota



### RANDY CARLYLE'S HEAD COACHING RECORD

Season	Team	League	GP	REGULAR SEASON					PLAYOFFS	
				W	L	T	OT	PTS	W	L
1995-96	Winnipeg	NHL								
1996-97	Manitoba	IHL								
	Manitoba	IHL	32	16	14	NA	2	34	-	-
1997-98	Manitoba	IHL	82	39	36	NA	7	85	0	3
1998-99	Manitoba	IHL	82	47	21	NA	14	108	2	3
1999-00	Manitoba	IHL	82	37	31	NA	14	88	0	2
2000-01	Manitoba	IHL	82	39	31	NA	12	90	6	7
2002-03	Washington	NHL								
2003-04	Washington	NHL								
2004-05	Manitoba	AHL	80	44	26	7	3	98	8	6
2005-06	ANAHEIM	NHL	82	43	27	-	12	98	9	7
2006-07	ANAHEIM	NHL	82	48	20	-	14	110	16	5
2007-08	ANAHEIM	NHL	82	47	27	-	8	102	2	4
2008-09	ANAHEIM	NHL	82	42	33	-	7	91	7	6
2009-10	ANAHEIM	NHL	82	39	32	-	11	89	-	-
2010-11	ANAHEIM	NHL	82	47	30	-	5	99	2	4
<b>NHL Totals</b>			<b>492</b>	<b>266</b>	<b>169</b>	<b>-</b>	<b>57</b>	<b>589</b>	<b>36</b>	<b>26</b>

\* 1996-97 to 1998-99

Shootout Loss  
Overtime Points

\* 1999-00

\* 2004-05 to 2009-10

Shootout Points  
Overtime Loss

# HEAD COACH

(five games), Vancouver (five games), Detroit (six games) and Ottawa (five games) to become the first California team to win hockey's ultimate prize. Carlyle also led the Ducks to their first Pacific Division championship in 2006-07, compiling a regular-season record of 48-20-14 for 110 points. The club set franchise records in most major statistical categories, including wins, standings points and goals (254), eclipsing marks the team set the previous season.

In his first year as a head coach in the NHL (2005-06), Carlyle led the Ducks to playoff series wins vs. Calgary (seven games) and Colorado (four games), before the club fell in the Conference Finals to Edmonton (five games). Anaheim's playoff run followed a then-best regular season performance in team history when the club set then team records in wins (43), points (98) and goals scored (251).

Carlyle spent the 2004-05 season as Head Coach of the Manitoba Moose, Vancouver's primary development affiliate in the American Hockey League. He led Manitoba to a 44-26-3-7 record (.613 winning percentage) and an appearance in the 2005 Calder Cup Semifinals.

In all, Carlyle spent six seasons (1996-01 & 2004-05) as Head Coach in Manitoba (both in the International and American Hockey Leagues), earning a career mark of 222-159-52-7 with the franchise. He had the additional duties of General Manager of the Moose from 1996-00, adding the title of club President for the 2001-02 season. The Sudbury, Ontario native helped the Moose to a 47-21-14 record for 108 points in 1998-99, for which he was named the IHL's General Manager of the Year.

Following the 2001-02 season, Carlyle joined the coaching staff of the Washington Capitals. He served as an Assistant Coach with Washington for two years (2002-04), helping the organization return to the Stanley Cup Playoffs in his first season before rejoining Manitoba in 2004-05.

Carlyle played 17 seasons in the NHL with Toronto, Pittsburgh and Winnipeg. He appeared in 1,055 games and earned 148-499=647 points. Known as a fiery, tough-nosed defenseman, he was selected to play in four NHL All-Star Games and won the Norris Trophy as the league's top defenseman in 1981. He set a career high with 82 points in 1980-81, appearing in 76 games with Pittsburgh that season. In all, Carlyle had five seasons in which he topped the 50-point plateau. He appeared in 69 NHL postseason games as a player, earning 9-24=33 points.

At the conclusion of his playing career in 1993, Carlyle remained with the Winnipeg organization's hockey operations staff, eventually becoming an Assistant Coach for the 1995-96 season.

Randy and his wife, Corey, have three children: sons, Craig (27) and Derek (25), and daughter, Alexis (15). The family resides in Anaheim Hills.



## RANDY CARLYLE'S CAREER PLAYING STATISTICS

Season	Team	League	REGULAR SEASON							PLAYOFFS				
			GP	G	A	Pts.	PIM	+/-	GP	G	A	Pts.	PIM	
1973-74	Sudbury	OMJHL	12	0	8	8	21	-	4	0	0	0	6	
1974-75	Sudbury	OMJHL	67	17	47	64	118	-	15	3	6	9	21	
1975-76	Sudbury	OMJHL	60	15	64	79	126	-	17	6	13	19	70	
1976-77	Toronto	NHL	45	0	5	5	51	-19	9	0	1	1	20	
	Dallas	CHL	26	2	7	9	63	-	-	-	-	-	-	
1977-78	Toronto	NHL	49	2	11	13	78	4	7	0	1	1	8	
	Dallas	CHL	21	3	14	17	31	-	-	-	-	-	-	
1978-79	Pittsburgh	NHL	70	13	34	47	78	4	7	0	0	0	12	
1979-80	Pittsburgh	NHL	67	8	28	36	45	-	5	1	0	1	4	
1980-81	Pittsburgh	NHL	76	16	67	82	136	-16	5	4	5	9	9	
1981-82	Pittsburgh	NHL	73	11	64	75	131	-16	5	1	3	4	16	
1982-83	Pittsburgh	NHL	61	15	41	56	110	-26	-	-	-	-	-	
1983-84	Pittsburgh	NHL	50	3	23	26	82	-25	-	-	-	-	-	
	Winnipeg	NHL	5	0	3	3	2	4	3	0	2	2	4	
1984-85	Winnipeg	NHL	71	13	38	51	98	23	3	0	2	2	4	
1985-86	Winnipeg	NHL	68	16	33	49	93	-12	-	-	-	-	-	
1986-87	Winnipeg	NHL	71	16	26	42	93	-6	10	1	5	6	18	
1987-88	Winnipeg	NHL	78	15	44	59	210	-20	5	0	2	2	10	
1988-89	Winnipeg	NHL	78	6	38	44	78	-19	-	-	-	-	-	
	Canada	WEC-A	9	1	4	5	4	-	-	-	-	-	-	
1989-90	Winnipeg	NHL	53	3	15	18	50	8	-	-	-	-	-	
1990-91	Winnipeg	NHL	52	9	19	28	44	6	-	-	-	-	-	
1991-92	Winnipeg	NHL	66	1	9	10	54	4	5	1	0	1	6	
1992-93	Winnipeg	NHL	22	1	1	2	14	-6	-	-	-	-	-	
<b>NHL Totals</b>			<b>1055</b>	<b>148</b>	<b>499</b>	<b>647</b>	<b>1400</b>	<b>-112</b>	<b>69</b>	<b>9</b>	<b>24</b>	<b>33</b>	<b>120</b>	





## DAVE FARRISH

### ASSISTANT COACH

Dave Farrish enters his seventh season as Assistant Coach of the Anaheim Ducks. He was named to his current post on August 9, 2005 and won his first Stanley Cup with the club in 2007.

Farrish joined the organization after one season with the Pensacola Ice Pilots of the ECHL (2004-05). Farrish served as Head Coach and Vice President of Hockey Operations with Pensacola, leading the club to the league's best record (51-16-5; .743 winning percentage).

A native of Lucknow, Ontario, Farrish brings 21 years of coaching experience to the Ducks' bench. Farrish has served as Head Coach of 1,027 professional hockey games between the American Hockey League, International Hockey League and the ECHL, compiling a record of 520-402-83-22.

Before joining Pensacola, he led the Louisiana IceGators (ECHL) to four consecutive division championships from 2000-01 to 2003-04 with a 186-78-24 record (.687 winning percentage). After guiding the IceGators to a 56-12-4 record in 2001-02, Farrish was named the ECHL Coach of the Year.

Prior to his time in the ECHL, he was the Head Coach of the Springfield Falcons of the AHL from 1997-98 to 1999-00, compiling a record of 113-96-27. From 1993-94 to 1996-97, Farrish served as Head Coach in the IHL with the Salt Lake City Golden Eagles (1993-94) and Fort Wayne Komets (1995-96 and 1996-97).

Farrish began his coaching career with Moncton of the AHL in 1989-90, where he coached until joining the New Jersey Devils as Assistant Coach under Herb Brooks for the 1992-93 season. Including the Devils, Farrish's teams have qualified for postseason play in 16 of his 19 seasons.

Farrish played seven seasons (1976-77 to 1983-84) in the NHL as a defenseman with Toronto, Quebec and the New York Rangers. In 430 regular season games, he recorded 17-110=127 points. Farrish was originally drafted by the Rangers in the second round (24th overall) of the 1976 NHL Entry Draft.

Dave and his wife, Roxanne, reside in Anaheim Hills.



## MIKE FOLIGNO

### ASSISTANT COACH

Mike Foligno begins his second season as Assistant Coach with the Anaheim Ducks in 2011-12. Foligno joined the organization on June 24, 2010 after serving as Head Coach and General Manager of the Sudbury Wolves in the Ontario Hockey League in 2009-10.

Foligno coached seven seasons with Sudbury and became the winningest coach in franchise history. Sudbury qualified for the postseason in six of seven seasons under Foligno, including an Eastern Conference championship in 2006-07.

A native of Sudbury, Ontario, Foligno previously served as an NHL assistant coach with the Toronto Maple Leafs (1995-96) and Colorado Avalanche (1997-98). He began his professional coaching career with the St. John's Maple Leafs of the American Hockey League in 1995-96 prior to his time in Toronto and Colorado. In 1998-99, Foligno was named the head coach of Colorado's AHL affiliate in Hershey, where he led the Bears to a 186-154-60 record in five seasons (1998-03) and five straight appearances in the Calder Cup Playoffs.

Originally selected by Detroit in the first round (third overall) of the 1979 NHL Entry Draft, Foligno played 15 NHL seasons with Detroit (1979-81), Buffalo (1981-90), Toronto (1990-93) and Florida (1993-94). During his rookie season in Detroit, Foligno scored 36 goals and was a runner-up for the Calder Memorial Trophy as Rookie of the Year.

In 1,018 career NHL games, Foligno collected 355-372=727 points with 2,049 PIM. He also appeared in 57 career Stanley Cup Playoff games, including an appearance in the 1993 Western Conference Finals.

Foligno resides in Sudbury and has four children: Cara, Lisa, Nick and Marcus. His oldest son Nick is a member of the Ottawa Senators while youngest son Marcus was a fourth-round selection (104th overall) by the Buffalo Sabres in the 2009 NHL Entry Draft. Both Nick (2004-07) and Marcus (2007-10) played for Sudbury during Mike's seven-year tenure with the Wolves.



## PETE PEETERS

### GOALTENDING CONSULTANT

Pete Peeters is currently in his third season as Anaheim's Goaltending Consultant.

Before joining the Ducks, Peeters served as Goaltending Coach for the Edmonton Oilers from 2001-09. During his tenure, he helped Dwayne Roloson backstop the Oilers to a Stanley Cup Final appearance in 2006. Prior to joining Edmonton, Peeters spent four seasons as Goaltending Coach for the Winnipeg Jets/Phoenix Coyotes from 1993-97.

The Edmonton, Alberta native captured the Vezina Trophy as the NHL's best goaltender for the 1982-83 season. He won the trophy as part of a career year with Boston in which he placed second in Hart Trophy (league MVP) balloting behind Wayne Gretzky. He also recorded a league-leading 40 wins and a 2.36 GAA that season. In his first full NHL season in 1979-80, Peeters earned a 29-5-5 record, helping the Philadelphia Flyers to a 35-game undefeated streak, which is the longest in NHL history. That same year, he helped the Flyers advance to the Stanley Cup Final, falling to the New York Islanders in six games. In his 13-year career (1978-91), Peeters appeared in 489 career games with Philadelphia, Boston and Washington, recording a 246-155-51 mark with a 3.08 GAA. He was also a four-time All-Star, appearing in the mid-season classic in 1980, 1981, 1983 and 1984.

Peeters was selected by Philadelphia in the eighth round (135th overall) of the 1977 NHL Entry Draft. He represented the Canada Cup-winning Canadian squad in 1984, going 3-1-0 with a 3.33 GAA in four games. Pete and his wife, Laurie, have two sons, one daughter and one granddaughter. The family celebrated the marriage of their youngest son, Trevor, this past summer. The Peeters family resides in Edmonton.



## JOE TROTTA

### VIDEO COORDINATOR

Joe Trotta returns for his seventh season as Video Coordinator for the Anaheim Ducks. In his role, Trotta works closely with the coaching staff in compiling all pre-scout and game film for review.

Prior to joining the Ducks, Trotta served as Head Coach of the Los Angeles Jr. Kings, an 18-and-under AAA team, for two seasons. Trotta has nearly 300 games experience as an assistant coach at the professional level with the Columbus Chill (ECHL), Indianapolis Ice (IHL and CHL) and Peoria Rivermen (ECHL). While with the Ice, he won the 1999-00 Miron Cup as CHL champions.

In addition, Trotta has coached under former AHL Coaches of the Year Don Granato (Worcester) and Bruce Cassidy (Grand Rapids). In all, Trotta has accrued over 16 years of coaching experience.

Prior to coaching, the Los Angeles native played hockey at the junior level in British Columbia and senior hockey in Northern Alberta. In addition, he played for the Dayton Jets of the All-American Hockey League in Dayton, OH. Trotta currently resides in Reseda and enjoys fishing and watching sports in his spare time.



## MARTIN MADDEN

### DIRECTOR OF AMATEUR SCOUTING

Martin Madden enters his fourth season with the Ducks, serving as the Director of Amateur Scouting. In his role as chief amateur scout, Madden will evaluate top prospects throughout North America and attend all the major European junior tournaments. He will also play a key role in producing a final prospect list leading up to the 2012 NHL Entry Draft.

A native of Quebec City, Madden spent four years as an amateur scout for Carolina, winning the Stanley Cup with the Hurricanes in 2006. Prior to his time in Carolina, he served as a scout for the New York Rangers for seven seasons. Martin received his first scouting position with the Halifax Mooseheads of the Quebec Major Junior Hockey League while completing his M.B.A. in Finance at HEC Montreal.

Madden played hockey as a youth until Midget AAA. He walked on as a freshman for the McGill University hockey team but stopped playing to concentrate on his studies, completing a degree in engineering.

Madden currently resides in Quebec City and racks up countless kilometers cycling around different areas of the province. He also is passionate about golf, tennis, NFL football, wine and music.



## DAVE BASEGGIO

### DIRECTOR OF PROFESSIONAL SCOUTING

Dave Baseggio is entering his fourth season with the Ducks, his first as Director of Professional Scouting. He originally joined the team as a professional scout for the 2008-09 season.

With over 11 years experience in professional hockey management, Baseggio joined Anaheim in 2008-09 after serving as Head Coach of the AHL's Peoria Rivermen (2006-08). Originally from Niagara Falls, Ontario, Dave also spent five seasons with the New York Islanders organization as an assistant and head coach for Bridgeport (AHL). While holding the post of Assistant Coach from 2001-05, Baseggio saw the club advance to the Calder Cup Finals in 2002 and finish first overall in the regular season standings that year. During the 2003-04 season, the Tigers broke the AHL goals-against average record and had a franchise-record 22-game unbeaten streak. Dave assumed the title of head coach in 2005-06 and was named a finalist for the AHL's Coach of the Year. Following his playing career, Baseggio joined the Charlotte Checkers of the ECHL for the 2000-01 season, serving as Assistant Coach and Assistant Director of Hockey Operations.

A graduate of Yale University in 1989 with a B.A. in Economics, Baseggio played four years of college hockey with the Bulldogs as a defenseman and was elected team captain in 1988-89. He earned ECAC All-Star honors in his final three collegiate seasons. Following college, he played professionally for 12 seasons in the AHL and IHL, and was a two-time IHL All-Star (1997 and 1999).

Dave and his wife, Sondra, are parents to son Michael (10) and daughter Katherine (7). The family resides in Branford, CT.



## TODD MARCHANT

### DIRECTOR OF PLAYER DEVELOPMENT

Todd Marchant joins the Ducks front office staff as Director of Player Development after a successful 18-year playing career. Marchant retired from professional hockey on June 29, 2011 after playing his final six NHL seasons with the Anaheim Ducks. He won his first Stanley Cup with the club in 2007. In his new role, Marchant will help prepare and educate Anaheim prospects on succeeding in professional hockey.

A native of Buffalo, NY, Marchant appeared in 1,195 career NHL contests with the New York Rangers, Edmonton, Columbus and Anaheim, collecting 186-312-498 points with 774 PIM. He became the 31st U.S.-born player to appear in his 1,000th NHL game on Dec. 22, 2008 at Vancouver. His final 421 contests were played in an Anaheim uniform from 2005-11 (38-74=112 points). He currently ranks third all-time in franchise short-handed goals (8). Including the 2007 Stanley Cup championship season, Marchant helped the Ducks reach the Stanley Cup Playoffs in five of his six seasons with the club. He scored the triple overtime-winning goal in the Ducks' 2-1 victory in Game 2 of the Conference Semifinals on May 3, 2009 at Detroit. Another postseason career highlight includes scoring his game-winning overtime goal for Edmonton in Game 7 of the Conference Quarterfinals on Apr. 19, 1997 at Dallas.

Selected by the Rangers in the seventh round (164th overall) of the 1993 NHL Entry Draft, Marchant played two years of college hockey at Clarkson University before turning pro. He began his NHL career with the Rangers before being traded to Edmonton for Craig MacTavish on Mar. 21, 1994. Following nine seasons with Edmonton, he signed as a free agent with Columbus on July 3, 2003 and was claimed on waivers by Anaheim on Nov. 21, 2005. Marchant also had the honor of representing Team USA at the 1994 Olympic Winter Games in Lillehammer, Norway.

Todd and his wife, Caroline, have four children: daughters Lillian and Ashley; and sons Timothy and Bradley. The family resides in Tustin during hockey season and Williamsville, NY during the summer. This past summer, the family traveled cross-country in their motorhome.



## ALAIN CHAINEY

### AMATEUR SCOUT

An original member of the Ducks, Alain Chainey is entering his 19th season with the team. Chainey's main responsibilities include scouting and following the development of prospects within the Ducks system.

A native of Thetford-Mines, Quebec, Chainey has over 15 years experience as a hockey coach, including three seasons as an assistant coach with the Quebec Nordiques (1988-90). Chainey also spent 1990-93 as a head coach in the Quebec Major Junior Hockey League with both Beauport and Victoriaville.

The 1984-85 Canadian Collegiate Coach of the Year, Chainey played three seasons in the QMJHL, as well as three seasons for the University of Moncton. He received a bachelor's degree from the university in physical education in 1974.

Chainey enjoys playing golf during the summer months. He and his family reside in Ste-Foy, Quebec.



## GLEN COCHRANE

### AMATEUR SCOUT

Glen Cochrane enters his fifth season with the Ducks after spending the previous five seasons scouting for the Colorado Avalanche. With the Ducks, Cochrane is responsible for amateur scouting across Western Canada and tournaments held in Europe.

A Cranbrook, British Columbia native, Cochrane played in 411 NHL games with Philadelphia, Vancouver, Chicago and Edmonton from 1978-89, collecting 17-72=89 points with 1,556 PIM as a defenseman. Following his professional career, Glen joined the WHL ranks in 1995 as an assistant coach for the Kelowna Rockets. He continued his coaching career for the next 10 years at both the junior and minor league levels. Cochrane joined the Colorado Avalanche organization for the 2001-02 season, assuming similar responsibilities that he currently holds with the Ducks.

Glen and his wife, Joan have three daughters: Shelby (25), Paige (23) and Tegan (19). The family resides in Kelowna, British Columbia. In his spare time, Cochrane enjoys playing soccer, fishing, cycling and traveling with his family.



## JEFF CRISP

### AMATEUR SCOUT

Jeff Crisp is in his ninth season with the Ducks as an Amateur Scout.

Crisp's main responsibilities with the Ducks include scouting North America and Europe for the NHL Entry Draft. He was previously a member of the Calgary Flames scouting department for four seasons (1999-03).

From 1995-99, Crisp was the Director of Marketing and Communications for the Peterborough Petes of the Ontario Hockey League after graduating with a degree in Economics from the University of Calgary.

Crisp's father, Terry, was Head Coach of the 1989 Stanley Cup champion Calgary Flames. Terry also won two Cups as a player with the Philadelphia

Flyers in 1974 and 1975.

Jeff and his wife, Trish, have two sons: Tommy (9) and Kale (7). The family resides in Calgary, Alberta, where Jeff also helps coach a high school baseball team and Trish works as a special education teacher.





## JAN-ÅKE DANIELSON

### EUROPEAN SCOUT

Jan-Åke Danielson is in his 14th season with the Ducks as a European Scout.

Prior to joining the Anaheim organization, Danielson worked as a full-time coach in Sweden from 1987-98. During that time, he also coached for Sweden's World Jr. Championship team five times. He was also a part-time scout for the Florida Panthers for three years.

Danielson played five years in the Swedish Elite League before attending the University of Wisconsin, where he was a member of the school's 1983 National Championship Team. He graduated from Wisconsin in 1986 with a degree in Physical Education and still enjoys spending at least part of his summer vacationing in the United States.

The 49-year-old Danielson resides in Gothenburg, Sweden with his wife, Regina. The couple's two daughters, Gabriella (18) and Cecilia (14), are competitive figure skaters and are among the top athletes for their age-group in Sweden.



## MATT LAATSCH

### AMATEUR SCOUT

Matt Laatsch begins his fifth season as a member of the Ducks organization. He is responsible for college scouting and special assignments in hockey operations.

Laatsch's experience in hockey comes at both the playing and coaching levels. For two seasons, he served as an assistant coach to Anaheim's then-affiliates Iowa (2008-09) and Portland (2007-08) in the American Hockey League. Laatsch, 30, helped lead the Pirates to an Eastern Conference Finals appearance in the 2008 Calder Cup Playoffs. Before joining the Anaheim organization, Matt was an assistant coach in 2006-07 at the University of Denver (his alma mater)

under two-time National Coach of the Year George Gwozdecky. A member of the Pioneers' back-to-back NCAA Championship squads in 2004 and 2005 (team captain in 2005), Laatsch appeared in 110 career games with Denver, collecting 6-24=30 points as a defenseman. He helped his team to a 112-43-14 record over four seasons, which also included two Western Collegiate Hockey Association Final Five titles and two WCHA regular season championships.

A native of Burnsville, Minnesota, Laatsch earned his bachelor's degree in business management from Denver in 2004. He currently resides in Apple Valley, Minnesota with his wife, Jill. The couple was married in the summer of 2010. In his spare time, Laatsch likes to golf and play the guitar.



## KEVIN MURRAY

### AMATEUR SCOUT

Kevin Murray begins his fourth season with the Ducks as an amateur scout. Since joining the club during the 2008-09 season, Murray's role has expanded to encompass all USA amateur leagues, which include the high school, junior and collegiate levels.

Prior to joining the Ducks, Murray coached at both the Bantam Major AA and AAA levels in the Chicago area for two years. He played junior hockey with the Chicago Freeze and Danville Wings of the North American Hockey League before moving to Quinnipiac University, where he played one year of Division 1 college hockey. He also played two years of club hockey with University of

Miami (Ohio) as part of the American Club Hockey Association.

A native of Chicago, IL, Murray received his Bachelor's of Arts in History from the University of Miami (Ohio) in 2003 and his Master's of Arts in Education from DePaul University in 2005. He taught two years of special education and three years of seventh-grade math, both within the Chicago public school system.

Kevin and his family reside in the Andersonville neighborhood of Chicago. He and his wife, Katherine, have two daughters: Mikayla (4) and Aisley, who was born in May 2011.



## JIM SANDLAK

### AMATEUR SCOUT

Jim Sandlak enters his fourth season with the Ducks as an amateur scout. His main responsibilities include scouting the Ontario Hockey League and USA Hockey's Under-18 development program.

A veteran of 549 NHL games, Sandlak spent 11 seasons with the Vancouver Canucks and Hartford Whalers. He collected 110-119=229 career NHL points while also appearing in 33 Stanley Cup Playoff contests. Sandlak also won the gold medal with Team Canada at the 1985 World Juniors before winning silver as team captain the following year. After his playing career, Jim worked in the grocery industry, owned his own construction company and most recently served as an assistant coach for the Sarnia Sting (OHL).

Jim and his wife, Susan, have two sons: Patrick (20) and Carter (18). Patrick is entering his third year of university and Carter is currently playing junior hockey for the Belleville Bulls of the Ontario Hockey League. The family vacations at their Northern Ontario cottage during the summer, enjoying recreational activities such as boating and fishing.



## TRENT YAWNEY

### PROFESSIONAL SCOUT

Trent Yawney joins the Ducks as a professional scout for the second time in his career. He previously scouted for the club during the 2007-08 season. Yawney brings over 23 years of experience in professional hockey, having served as a player, scout and coach.

A native of Hudson Bay, Saskatchewan, Yawney spent the last three seasons as an assistant coach with the San Jose Sharks. During his tenure, the Sharks captured the President's Trophy (2009) and made two Western Conference Final appearances (2010 & 2011). Prior to his first stint with the Ducks in 2007-08, Yawney spent 14 seasons with the Chicago Blackhawks organization, most recently as the club's 35th head coach in franchise history from 2005-06.

From 2000-05, Yawney was the head coach of the Norfolk Admirals, Chicago's American Hockey League affiliate. The Admirals went 189-144-42-25 over 400 regular season games under his leadership and won back-to-back South Division titles in 2001-02 and 2002-03. In addition, Norfolk qualified for the Calder Cup Playoffs in each of Yawney's five seasons. He was named "Minor Pro Coach of the Year" by The Hockey News for the 2003-04 season.

Yawney played in 593 career NHL games over 12 seasons with Chicago, Calgary and St. Louis. The defenseman collected 27-102=129 points with 783 PIM and also appeared in 60 postseason contests, helping the Blackhawks to the Western Conference Final in both 1989 and 1990. Yawney also served as captain for Team Canada at the 1988 Olympic Winter Games in Calgary. He was originally drafted by the Blackhawks in the third round (45th overall) of the 1984 NHL Entry Draft.

Trent and his wife, Char, have two children: daughter, Ashley (18) and son, Conor (14).



## DOUG SHEARER

### EQUIPMENT MANAGER

Doug Shearer enters his fifth season with the Ducks, his 28th in the National Hockey League.

Shearer joined the Ducks after serving as Head Equipment Manager for the Washington Capitals from 1983-2007. While with the Capitals, Shearer saw the club advance to the Stanley Cup Final during the 1997-98 season. He joined the Capitals organization at the start of the 1981-82 season, serving as the head trainer for the Hershey Bears, Washington's primary affiliate of the American Hockey League.

Shearer also had the privilege to join Team USA on several occasions as the head equipment manager, including the 2003 World Championship in the Czech Republic, the 2002 Olympic Winter Games in Salt Lake City and the 1997 World Championship in Finland. In addition, he served as equipment manager for the 1999 NHL All-Star Game in Tampa, following Washington's appearance in the Stanley Cup Final.

A native of Salisbury, NC, Shearer is a graduate of West Chester State College and holds a Bachelor of Science degree in Health and Physical Education. In his spare time, Doug enjoys hunting and fishing. Shearer and his wife, Carrie, have two children: son, Zach and daughter, Amy. The family resides in Maryland.



## CHRIS ALDRICH

### ASSISTANT EQUIPMENT MANAGER

Chris Aldrich enters his third season as the Ducks' Assistant Equipment Manager after spending two years with the organization at the American Hockey League level.

Aldrich has over 20 years of experience in the industry, including serving as the equipment manager of previous Anaheim AHL affiliates Iowa in 2008-09 and Portland in 2007-08. Prior to joining the Anaheim organization in 2007, he spent 17 seasons as a member of the Boston Bruins franchise. Chris first held the post of Equipment Manager with the Providence Bruins (AHL) and then moved up the ranks to become Assistant Equipment Manager for the NHL Bruins for 10 years. He got his start working for the then-AHL Maine Mariners during college. Chris cites advancing to the AHL Eastern Conference Finals with Portland in 2008 as his favorite hockey memory.

Following the 2009-10 NHL season, Aldrich traveled to Cologne, Germany where he served as an equipment manager for Team USA at the 2010 IIHF World Championship.

Originally from Windham, ME, Aldrich attended Rhode Island College and majored in history. When away from the rink, he enjoys playing tennis and is also an auto racing enthusiast. In addition, Chris is an avid runner, having completed the Boston Marathon on three separate occasions. Chris and his wife, Susan, reside in Yorba Linda with their son, Andrew (4). The family vacations in Pelham, NH during the summer.



## CHRIS KINCAID

### EQUIPMENT ASSISTANT

Chris Kincaid enters his 19th season with the Ducks.

Having been with the organization since its inception in 1993, Kincaid has also worked for Team USA on two different occasions. He joined gold medal-winning Team USA at the 1996 World Cup as well as in Nagano, Japan for the 1998 Olympic Winter Games.

The Utica, New York native assists Equipment Manager Doug Shearer in handling equipment transfers for visiting teams at Honda Center and THE RINKS-Anaheim ICE.

Kincaid and his wife, Marisa, reside in Whittier. He is the proud father of three children and three grandchildren, and enjoys boating and outdoor sports in his free time.

# TRAINING STAFF



## TIM CLARK

### HEAD ATHLETIC TRAINER

Tim Clark enters his seventh season as Anaheim's Head Athletic Trainer and has more than 18 years experience in the field. In his role, Tim works closely with players and team physicians in all aspects of medical operations.

Prior to joining the Ducks, Clark served as the Assistant Athletic Trainer with the Washington Capitals for six seasons. Before his time in hockey, he gained experience as an athletic trainer for various professional and collegiate basketball, soccer and lacrosse teams.

Clark is a member of the National Athletic Trainers Association, the Professional Hockey Athletic Trainers Society, is a Certified Athletic Trainer and is trained by the American Red Cross in advanced first aid, CPR and basic life support. Tim earned his Bachelor of Education-Science from Slippery Rock University in 1993 and earned a Master of Education-Science degree from Salisbury State University in 1995.

In May 2010, Clark served as an athletic trainer for Team USA at the IIHF World Championship in Cologne, Germany.

Tim and his family reside in Irvine. He and his wife, Tracy, have two children: daughter, Bailee (11) and son, Landon (7). When away from the rink, Tim enjoys playing golf.



## SEAN SKAHAN

### STRENGTH AND CONDITIONING COACH

Sean Skahan enters his 10th season as the Strength and Conditioning Coach for the Anaheim Ducks. Joining the club prior to the 2002-03 season, Skahan is responsible for the overall strength and conditioning program for all players in the Ducks system. Skahan also coordinates all off-ice training at the club's annual prospect conditioning camp.

Prior to working with the Ducks, Skahan was the Assistant Strength and Conditioning Coach at Boston College for the 2001-02 season. In 2000-01, he was the Assistant Strength and Conditioning Coach at the University of North Dakota. While earning his Master's degree in Kinesiology, the Massachusetts Institute of Technology worked as a Graduate Assistant Strength Coach at the University of Minnesota from 1999-00. He earned his bachelor's degree in exercise physiology from the University of Massachusetts at Boston in 1998. He also holds certifications from the National Strength and Conditioning Association (N.S.C.A.) and USA Weightlifting. This past summer, Sean became certified as a Russian Kettlebell Instructor (RKC).

Sean and his wife, Hillary, have two sons: Will and Wyatt. The family resides in Anaheim Hills.



## RICK BURRILL

### ASSISTANT ATHLETIC TRAINER

Rick Burrill is entering his second season as the Ducks' Assistant Athletic Trainer, his second tour of duty with the organization. He previously served as the athletic trainer for Anaheim's minor league affiliate from 2006-08. A native of Freeport, ME, Burrill has over 18 years of experience in athletic training, varying from the collegiate level to the NHL.

Burrill earned his Bachelor of Science in Athletic Training from Northeastern University in 1993 and interned with the Boston Bruins while in school. From 1993-96, he was the Athletic Trainer and Equipment Manager for the Hampton Roads of the ECHL, an affiliate of the Washington Capitals at the time. Burrill went on to spend 10 years in Southern California as the Athletic Trainer of the Long Beach Ice Dogs (IHL) from 1996-99 and the Assistant Athletic Trainer for the Los Angeles Kings from 1999-06. During the 2004-05 NHL work stoppage, Burrill was a member of the Colonial Cup-winning Muskegon Fury (IHL) as the club's trainer. He joined the Ducks organization as the Athletic Trainer of the Portland Pirates (2006-08), the club's then-AHL affiliate. He remained in his native Maine when the Ducks moved their AHL affiliation to Iowa in 2008 and served as Athletic Trainer at St. Joseph's College through the 2009-10 season.

Rick makes his offseason home in Pownal, ME, where he enjoys fly-fishing and hunting.



## JAMES PARTIDA

### MASSAGE THERAPIST

James Partida enters his seventh season as Massage Therapist for the Anaheim Ducks. He assumed the role in September 2005.

Prior to joining the Ducks, Partida served as a massage teacher, honing his technique after his interest was piqued while taking a shiatsu massage class in 1994. He received his certified massage therapist degree at the Shiatsu Massage School of Southern California. Partida also has a physical medicine assistant license from Pacific College in Santa Ana. In 2008, James received his ART (active release technique) certification, and later completed a certification course to become a postural alignment specialist at Egoscue University in 2011. In addition, he is an Advisory Board member for American Career College's massage therapy program. Partida also works with other professional athletes as well as many celebrities.

Partida and his wife, Kathleen, have four children: daughters Nicole (24), Rosie (20) and Sydney (12); and son James Rafael (3). They also have one granddaughter: Angela (1). Daughter Rosie is a member of the U.S. Air Force and is currently stationed at Travis Air Force Base near Sacramento. The family resides in Chino.





## DR. CRAIG MILHOUSE

### MEDICAL DIRECTOR

Now in his 19th season with the Ducks, Dr. Craig Milhouse was named the club's Medical Director in September, 2010. He also serves as Team Physician for the Angels and the Fullerton Junior College Athletic Department.

Milhouse's current professional duties also include his private practice in Internal Medicine and Athletic Medicine in Orange and a role as Medical Consultant for Honda Center. He previously served for 10 years at the Kerlan-Jobe Orthopaedic Clinic in Anaheim.

A native of Detroit, Michigan, Milhouse received his Bachelor of Science degree from the University of Michigan in 1976 and Medical Degree from Wayne State University School of Medicine in 1980. He completed his Medicine/Surgery Internship at St. John's Hospital in Detroit (1980-81) and his Internal Medicine Residency at Huntington Memorial Hospital in Pasadena (1981-84). Milhouse served his Sports Medicine Fellowship at Kerlan-Jobe Orthopaedic Clinic in Inglewood (1990-91) and received his Board Certification in Internal Medicine in 1984.

Milhouse has worked as Team Physician for the Los Angeles Rams (1993-95), the University of Southern California (1988-93), Occidental College (1992-93), Anaheim Bullfrogs, Anaheim Piranhas and Anaheim Splash. In 2003, Milhouse served as the Medical Director for the World Gymnastics Championships and has been a voluntary member of the Tournament of Roses for over 20 years. He and his wife Pamela have two sons, Jonathan and Alex.



## DR. ORR LIMPISVASTI

### TEAM PHYSICIAN

Dr. Orr Limpisvasti enters his second season as the club's Orthopaedic Surgeon. He practices sports medicine at the Kerlan-Jobe Orthopaedic Clinic in Orange County and Los Angeles. Limpisvasti serves as an Orthopaedic Consultant for the Angels and assists in the care of other professional and collegiate sports teams affiliated with the clinic, including the Los Angeles Lakers, Los Angeles Kings and Los Angeles Dodgers.

Limpisvasti graduated from medical school at the University of Rochester and completed his orthopaedic training at the University of Hawaii. He completed his sports medicine fellowship at the Kerlan-Jobe Orthopaedic Clinic in Los Angeles. Limpisvasti is Board Certified with the American Board of Orthopaedic Surgery. He is a member of the American Orthopaedic Society for Sports Medicine, Arthroscopy Association of North America, and the American Academy of Orthopaedic Surgeons.

Through his practice at the Kerlan-Jobe Orthopaedic Clinic, Limpisvasti has remained active in academic and educational pursuits. He trains orthopaedic surgeons in the sports medicine fellowship training program and continues to actively publish research in the field of orthopaedic surgery and sports medicine. His research and clinical interests include shoulder, elbow, and knee injuries and he is clinical faculty at the Orthopaedic Biomechanics Laboratory in Long Beach.

Limpisvasti and his wife, Kimberly, have one son, Sean.



## DR. BAO-THY GRANT

### ORAL SURGEON

Dr. Bao-Thy Grant enters her second season serving as the Ducks Oral Surgeon.

A Southern California native, Grant completed both her undergraduate Business degree and DDS degree from the University of Southern California, graduating with honors. She completed her postgraduate surgical training in Oral & Maxillofacial Surgery at Montefiore Medical Center/Albert Einstein College of Medicine in New York. During her residency, Grant was inducted as a member of the Leo M. Davidoff Society for her outstanding achievement in the teaching of medical

and surgical students.

Grant's private practice, C.O.R.E. (Center for Oral Reconstruction & Education) in Orange is a state-of-the-art surgical and teaching facility. C.O.R.E. provides continuing education for dentists in implant dentistry, medical emergencies and surgical dental therapy. She is the co-founder and instructor of the Orange County CPR Angels, teaching Basic Life Support to healthcare providers and the public. Grant is also on staff at St. Joseph Hospital of Orange and CHOC Children's. An active delegate and chair on both the state and local organizations for the California Dental Association and the Orange County Dental Society, Grant is also member of the American Board of Oral and Maxillofacial Surgery and the American Association of Oral & Maxillofacial Surgeons.

Grant and her husband, Dr. David E. Grant, reside in Newport Beach with their daughter, Kyla, and son, Cody.

Grant assumed the club's role as oral surgeon after long-time friend and business partner Dr. Jeff Pulver passed away in June 2010. Pulver served as the Ducks oral surgeon from the club's inception in 1993 until his untimely passing. Grant accepted the Ducks position in Pulver's honor.



**HONDA CENTER  
AND THE COMMUNITY**



# DUCKS STAFF



**Daniel Alvarez**  
Business Development  
Account Executive



**Alex Anderson**  
Director of Corporate  
Partnership Activation



**Terri Awde**  
Business Retention  
Account Executive



**Champ Baginski**  
Manager, Fan  
Development & Youth  
Hockey



**James Bakken**  
Senior Manager of  
Ticket Operations



**Robert Ballog**  
Hockey Operations  
Intern



**Randy Bernabe**  
Media Services  
Coordinator



**Jennifer Boris**  
Corporate Partnership  
Activation Coordinator



**Adam Brady**  
Director of Publications  
& New Media



**Chris Brown**  
Entertainment  
Manager



**Steven Brown**  
Media &  
Communications Intern



**Jesse Bryson**  
Community Relations  
Manager



**Gina Bulgheroni**  
Assistant Manager,  
Premium Ticketing



**Jonas Calicdan**  
Assistant Ticketing  
Manager



**Jana Cannavo**  
Premium Services  
Manager



**Michelle Carter**  
Season & Group Sales  
Coordinator



**Jesse Chatfield**  
The Rings Marketing  
Manager



**Janet Conley**  
Executive Assistant to  
VP of Multi-Media &  
Community Development



**Rich Cooley**  
Director of Production  
& Entertainment



**Jason Cooper**  
Fan Development  
Coordinator



**Jennifer D'Anna**  
Group Sales Account  
Executive



**Alyssa Davison**  
Inside Sales  
Representative



**Linda Dubois**  
Accounting Clerk



**Rob Dumlao**  
Accounting Assistant



**Robert Flanigan**  
Corporate Sales  
Manager



# DUCKS STAFF



**Kent French**  
Host/Producer



**Jamie Friedrich**  
Group Sales Account Executive



**Ashley Forbes**  
Community Relations Intern



**Tiffany Frish**  
Broadcasting Coordinator



**Alex Gilchrist**  
Director of Media & Communications



**Cheryl Gorman**  
Executive Assistant to the Executive Vice President/COO



**Casey Haakinson**  
Business Development Account Executive



**Kyle Haygood**  
Business Development Account Executive



**Amelia Hedges**  
Premium Office Coordinator



**Keith Herbers**  
Corporate Sales Manager



**Mike Hermosa**  
Fan Development Coordinator



**Steve Hoem**  
Media & Communications Manager



**Neil Horowitz**  
Social Media Producer



**Joseph Hwang**  
Senior Manager of Fan Development & Education



**Cindy Iwami**  
Marketing Coordinator



**Brittany James**  
Business Retention Account Executive



**Lisa Johnson**  
Director of Ticket Sales & Service



**Ryan Johnson**  
Marketing Coordinator



**Tracie Jones**  
Director of Marketing



**Kameron Kwok**  
Ticketing Representative



**Alex Lawrence**  
Business Development Account Executive



**Ryan Lichtenfels**  
Manager of Hockey Operations



**Kris Loomis**  
Senior Manager of Signature Programs & Events



**Colleen MacKinnon**  
Marketing Coordinator



**Melody Martin**  
Controller



# DUCKS STAFF



**Davin Maske**  
Arena Vision Editor/  
Producer



**Geoff Matthews**  
Premium Account  
Executive



**Bobby Mayorga**  
Business Development  
Account Executive



**Scott Millar**  
Fan Development Intern



**Jamie Minkler**  
Signature Programs &  
Events Manager



**Sarah Moews**  
Production Coordinator



**Nick Moller**  
Business Retention  
Account Executive



**Lisa Monson**  
Human Resources  
Coordinator



**Sara Morales**  
Manager of Corporate  
Partnership Activation



**Erin Moreno**  
Manager of Corporate  
Partnership Activation



**Greg Morrison**  
Corporate Sales  
Manager



**Mike Morrow**  
Senior Manager, New  
Business Development  
& Retention



**Wendy Mulhall**  
Human Resources  
Manager



**Christie Nevin**  
Premium Ticketing  
Representative



**Maureen Nyeholt**  
Senior Manager of  
Hockey Operations



**Lauren O'Gorman**  
Media &  
Communications  
Manager



**Jim Panetta**  
Director of Premium  
Sales & Service



**Matt Payne**  
Group Sales Account  
Executive



**Joe Piscotty**  
Video Scouting Analyst



**Greg Rieber**  
Director of Corporate  
Partnerships



**Katie Rodin**  
Assistant General  
Counsel



**Jillian Samuelli**  
Coordinator of Minor  
League Hockey  
Operations



**Matt Savant**  
Director of Fan  
Development



**Ruben Segura**  
Junior Designer



**Keith Shattenkirk**  
Corporate Partnership  
Activation Coordinator

# DUCKS STAFF



**Justin Sheppard**  
Senior Business  
Development  
Account Executive



**Graham Siderius**  
Group & Inside Sales  
Manager



**Rosanna Sitzman**  
Financial Analyst



**Robert Slaby**  
Group & Inside  
Sales Ticketing  
Representative



**Ryan Spillers**  
Marketing Manager



**Sean Sterner**  
Group Sales Account  
Executive



**Rob Stonecipher**  
Inside Sales  
Representative



**Mariana Stoopen**  
Senior Graphic  
Designer



**Gabe Suarez**  
Associate Producer



**Regina Terrana**  
Payroll Supervisor



**Timothy Thompson**  
Premium Account  
Executive



**Peter Uvalle**  
Producer



**Donna Vass**  
Human Resources  
Manager



**Matt Vevoda**  
Publications & New  
Media Coordinator



**Jennifer Walker**  
Community Relations  
Manager



**Chris Waasted**  
Inside Sales  
Representative



**John Watson**  
Premium Ticketing  
Representative



**Phillip Widell**  
Business Development  
Account Executive



**Jeff Wille**  
Inside Sales  
Representative



**Wendy Yamagishi**  
Director of Community  
Relations



**Ariana Zamora**  
Premium Services  
Coordinator

# ANAHEIM ARENA MANAGEMENT



**Jo-Ann Armstrong**  
Director of Booking



**Shelly Baker**  
Operations  
Office Manager



**Joe Barrett**  
Operations Manager



**Dion Beckton**  
Senior Engineer



**Russell Beecher**  
Security/Public Safety  
Manager



**Charles Boswell**  
Operations Manager



**Jennifer Breen**  
Financial Analyst



**Nathan Chivers**  
Sound Technician



**Jason Davis**  
Senior Event Manager



**Chris DeLloyd**  
Event Crew Supervisor



**Lauren Esterline**  
Marketing Coordinator



**Lee Ewert**  
Assistant Parking  
Manager



**Omar Felix**  
Technical Services



**Joel Francisco**  
Ice Technician & Day  
Crew Supervisor



**Nate Gardner**  
IT Associate



**Marissa Geller**  
Event Services  
Manager



**Jeff Grant**  
Parking Manager



**Jon Hampe**  
Assistant Security  
Manager



**Joel Hobson**  
Director of Marketing



**Quinn Mackin**  
Director of Events



**Linda Martinez**  
Mail Services  
Supervisor



**Brent Mater**  
Director of Operations



**Adam Mendelsohn**  
Senior Media &  
Marketing Manager



**Troy Naragon**  
IT Associate



**Mark Neumann**  
Director of Ticket  
Operations

# ANAHEIM ARENA MANAGEMENT



**James Pearson**  
Controller



**Loree Peevey**  
Accountant



**Tracy Richmond**  
Media & Communications  
Coordinator



**Ana Robles**  
Payroll Accountant



**Matthew Trout**  
Event Manager



**Merit Tully**  
Director of Media &  
Communications



**Matthew Warwick**  
Assistant Event  
Services Manager



**Mike Wing**  
IT Manager

## THE RINKS



**Art Trottier**  
Vice President



**Audrey Hodges**  
Accountant

## ANAHEIM AND WESTMINSTER ICE



**George Estrada**  
Supervisor/Lead



**Cindy Frazier**  
Operations  
Representative



**Jill Herzog**  
Operations  
Coordinator



**Rick Hutchinson**  
Hockey Manager



**John Saitta**  
Skating Manager



**Phil Zamora**  
Supervisor/Lead

## HUNTINGTON BEACH AND CORONA INLINE



**Ben Barrett**  
Assistant Hockey  
Manager



**Mishka Drury**  
Assistant Manager,  
Officials & Scorekeepers



**Tara Hamilton**  
Operations  
Coordinator



**Ken Murchison**  
General  
Manager



**Mike Urbano**  
Assistant Manager,  
Officials & Scorekeepers



## PRIME TICKET™

PRIME TICKET is the destination for the most local, comprehensive coverage of the Anaheim Ducks. In its 19th season as a telecast partner, PRIME TICKET features Brian Hayward in the booth for his 19th season as the Ducks analyst while John Ahlers is back for a 10th season as play-by-play announcer. For the third consecutive season on PRIME TICKET, all Ducks game telecasts will be available in High Definition (HD).

PRIME TICKET is the exclusive home of "Ducks Live," the 30-minute Ducks postgame show that provides fans with unmatched access to the team. "Ducks Live" keeps fans informed and entertained with player interviews, expert analysis and feature stories.

In addition to the Anaheim Ducks, PRIME TICKET is home of the Los Angeles Dodgers, Los Angeles Clippers, Chivas USA, Los Angeles Sparks, USC Trojans, UCLA Bruins, local high school sports and Big West and Pac-12 Conference competition. Original programs "Before the Bigs," "In My Own Words," and more air on PRIME TICKET.

PRIME TICKET and its sister network, FOX Sports West, have been providing local sports coverage to Southern California, Nevada and Hawaii for over 25 years. Together, PRIME TICKET and FOX Sports West present more live, local sports programming than any other network or broadcast system in the market. FOX Sports West provides 24-hour sports programming to more than 6.8 million subscribers; PRIME TICKET reaches 6.2 million subscribers. The partner networks combine to produce over 800 live sporting events and telecast 2,000 hours of programming every year. For complete regional sports news, provocative opinions, telecast schedules and updated statistics, visit [www.foxsportswest.com](http://www.foxsportswest.com).



KDOC-TV HD Los Angeles begins its seventh year as the broadcast home of the Anaheim Ducks. The station will be broadcasting a minimum of 14 live games during the 2011-12 NHL regular season.

KDOC-TV HD Los Angeles, based in Orange County, broadcasts to the entire Los Angeles television market of 5.6+ million homes, drawing more than 3 million unique viewers per week. KDOC-TV HD Los Angeles is dedicated to providing Southern California viewers with a variety of great entertainment, such as hit television shows; "Seinfeld," "Frasier," "Til Death," "Law and Order CI," "Cash Cab," "America's Funniest Home Videos," and "The Daily Buzz" morning show. In addition to the Ducks, KDOC-TV HD is the broadcast home of the MLS soccer franchise Chivas USA, as well as SEC college football and Big 12 college basketball.



## JOHN AHLERS

### TELEVISION PLAY-BY-PLAY

John Ahlers celebrates his 10th season as the Ducks' play-by-play voice on FSN PRIME TICKET and KDOC. He has called 554 Ducks games since joining the club prior to the 2002-03 season along with numerous NHL games for Versus over the previous five seasons.

Each season, Ahlers is a significant contributor to the team's award-winning Ducks S.C.O.R.E. program, an educational initiative that impacts over 25,000 elementary school students. He teaches the students the value of teamwork in sports, in school and in life. Using team building exercises that relate to hockey, this interactive presentation demonstrates the importance to work effectively with others to achieve success in all endeavors. Ahlers can also be seen and heard at many of the Ducks community relations events, where he works as host and emcee.

Prior to joining the Ducks, Ahlers was with the Tampa Bay Lightning organization.

While in Tampa Bay, Ahlers served as radio play-by-play voice from 1999-02. A 24-year broadcast veteran with over 1,600 games behind the microphone, he also worked as host of the Lightning's television pre-game show and Lightning Weekly, a magazine format program aired on Florida's Sunshine Television Network.

Prior to his stint with Tampa Bay, Ahlers spent five seasons as the television and radio voice of the International Hockey League's (IHL) Detroit Vipers. During that time, he also worked as broadcaster of the IHL Game of Week and Turner Cup Finals for Fox Sports Net. While with the Vipers he received numerous awards, including the IHL Broadcaster of the Year in 1995 and Emmys for Best Sports Broadcasts in 1995, 1998 and most recently in 2003 for Best Live Sports Broadcast during Game 4 against Detroit in the first round of the Stanley Cup Playoffs.

A graduate of Michigan State University, he has also served as the voice of the Salt Lake Golden Eagles (IHL) and the Louisville IceHawks (East Coast Hockey League) as well as Michigan State and Colorado College hockey.

John and his wife, Cindi, were married in the summer of 2008. The couple resides in Aliso Viejo.



## BRIAN HAYWARD

### TELEVISION COLOR ANALYST

The original television analyst for the Anaheim Ducks, Brian Hayward returns for his 19th season with the club. He has called 1,032 regular season Ducks games since joining the team and recently celebrated his 1,000th Ducks broadcast on Jan. 16, 2011 vs. Edmonton. Over the past 18 years, he has earned a reputation as one of hockey's most articulate and informative analysts. He has also been an active member of the Orange County community since joining the Ducks, participating in numerous charitable events on behalf of the club.

Hayward has also called national games for NBC, ABC, ESPN, ESPN2 and CBC. He appeared as an analyst for the "NHL on NBC," which included work at the 2006 Olympic Winter Games in Torino, Italy. He also served as color commentator for the 2004 World Cup of Hockey on ESPN's telecasts of the event. In 1998, he was a roving reporter during the Stanley Cup Final for ESPN, where he had the distinction of interviewing President Bill Clinton during a game in Washington.

After earning All-American honors as a goaltender at Cornell in 1982, Hayward went on to play in the NHL with the Winnipeg Jets, Montreal Canadiens, Minnesota North Stars and San Jose Sharks. In 1984-85, Hayward established a franchise record by winning 33 games with the Jets.

In Montreal, he teamed with Patrick Roy to win the William M. Jennings Trophy three consecutive years (1987-89) as the team allowing the fewest goals over the course of the regular season. Hayward also appeared in the Stanley Cup Final in 1986 with Montreal and 1991 with Minnesota.

A member of the inaugural San Jose Sharks in 1991-92, Hayward gained experience as an analyst on select Sharks games while sidelined with injuries. When a back injury forced a premature end to his playing career, he became a full-time broadcaster with the Ducks.

A native of Toronto, Ontario, Hayward holds a degree in business management from Cornell. He resides in Anaheim Hills with his wife, Angela, and daughter, Courtney.



## STEVE CARROLL

### RADIO PLAY-BY-PLAY

Steve Carroll returns for his 13th season as radio play-by-play voice of the Anaheim Ducks in 2011-12, having called 898 regular season games since joining the club. A veteran of 36 years as a play-by-play announcer, Carroll joined the Ducks in 1999-00 and has recently served as host of "Off the Ice" on KLAA AM830 since 2010-11.

After landing his first play-by-play job as voice of the Mineral Area Junior College Men's Basketball Team (Flat River, Missouri) in 1976, Carroll has gone on to broadcast in several sports at both the college and professional levels. The long list of baseball teams includes the Los Angeles Angels of Anaheim, the Nashville Sounds (Triple-A), Huntsville Stars (Double-A) and Iowa Cubs (Triple-A). He has been employed in nine states and has called action in every state with the exception of Alaska and Idaho. At one point in the mid-1990s, Carroll was in Nashville broadcasting for five teams in three sports while freelancing for a newspaper. His work included covering the Nashville Knights of the ECHL and Vanderbilt University basketball and football (radio and television).

Carroll joined the Ducks after spending the previous two seasons handling the radio play-by-play duties for the New Orleans Brass of the ECHL, including serving in the communications, media relations and corporate sales departments. He also called games for the New Orleans Zephyrs, a Triple-A affiliate of the Houston Astros, from 1996-98. In addition, he handled play-by-play for the New Orleans Storm professional soccer team.

The 56-year-old Carroll has previous NHL broadcasting experience with the Philadelphia Flyers, serving as radio play-by-play announcer for the 1995-96 season. He also called action for the New Haven Nighthawks of the AHL during the 1985-86 season and the Des Moines Buccaneers (USHL) from 1981-85.

A native of St. Louis, MO, Carroll is also a contributor to AnaheimDucks.com, the club's official team website. On behalf of the team, he's served as an emcee at several charity events during the season and in the summer months. Along with his work with the Angels in 2011, Carroll also co-hosted "This Week in Angels Baseball" for two years on Adelphia Cable in Southern California.

Steve and his wife, Rhonda, reside in Ladera Ranch.



## DAN WOOD

### RADIO COLOR ANALYST

Dan Wood enters his third season as radio color analyst for the Anaheim Ducks. Wood, who was named to his current position on Aug. 24, 2009, joins Steve Carroll in the Ducks radio broadcast booth for all pre-, regular and postseason games, led by flagship station AM 830 KLAA. In addition to his duties as radio color analyst,

Wood also contributes to AnaheimDucks.com.

A 17-year veteran writer of NHL hockey, Wood covered the Ducks for the Orange County Register from 2000-09, including the club's run to the 2007 Stanley Cup championship. Prior to joining the Register, Wood covered the San Jose Sharks for the Contra Costa Times from the team's inception in 1991 until 2000.

A professional sportswriter since June 1980, Wood has previously covered Stanford University football, men's and women's basketball, Bay Area college baseball and St. Mary's College basketball, as well as high school and local sports.

Born in Ely, NV, Wood was raised in Livermore, CA, in the East Bay portion of the San Francisco Bay Area. He graduated from Livermore High School in 1976 and San Jose State University in 1980 (journalism major, sociology minor). He currently resides in Anaheim Hills with wife, Kim, and son, Kenny. His daughter, Jennifer, resides in Jacksonville, FL.



## JOSH BREWSTER

### RADIO POSTGAME HOST

Josh Brewster returns for his sixth season as host of "Duck Calls" on AM 830 following all Anaheim Ducks road games. The call-in show offers fans an opportunity to converse with a wide variety of guests, including players, broadcasters, writers and executives from the world of hockey.

In addition to hosting "Duck Calls," Brewster appears weekly on Sirius/XM NHL Home Ice, and serves as producer of "Hockeytalk Audio Features" at hockeytalk.biz. He has also contributed to NHL.com, The Hockey News, and Hockey Digest, and provided narration for Animal Planet and USA Network.

A native of Buffalo, NY, Brewster resides in Los Angeles with his wife, Catherine, and sons, Brent and Shane.

# AM 830

KLAA is in its sixth season as the radio home of the Anaheim Ducks. AM 830 is a locally-owned 50,000-watt radio station which provides both live sports and a sports talk format serving Southern California.

AM 830 is the flagship station for the Anaheim Ducks and Angels Baseball, in addition to live coverage broadcasts of both Notre Dame and Raider football. Daily sports programming include The Sports Lodge with Roger Lodge, and ESPN's Scott Van Pelt and Doug Gottlieb. Weekends feature live programming covering outdoor expeditions, boating, horse racing, motor sports, extreme sports and other areas of interest to sports fans.



Skyview Networks serves as the official radio network provider of the Anaheim Ducks. The club announced a multi-year extension with Skyview on May 25, 2010.

Skyview Networks currently provides broadcast solutions for play-by-play sports to over 50 professional and collegiate sports organizations. It also serves the state news networks of California and Arizona.

Founded in 1995, Skyview Networks is based in Scottsdale, Arizona and focuses on providing broadcast network solutions to professional and collegiate sports programs and syndicated radio. Skyview's services include satellite distribution, full network automation, affiliate relations, inventory management and advertising solutions for radio, television, print, signage and web. For more information, visit [www.skyviewnetworks.com](http://www.skyviewnetworks.com).



# HONDA CENTER



Nestled in the heart of Orange County, Honda Center stands as one of the premier entertainment and sports venues in the country. Opened in 1993, the venue is owned by the City of Anaheim and managed by Anaheim Arena Management, LLC. Home to the 2007 Stanley Cup champion Anaheim Ducks, the arena annually hosts multiple top-name concerts, exciting sporting events and family favorites such as the Harlem Globetrotters, Stars on Ice and Ringling Bros. and Barnum & Bailey Circus.

Honda Center was named one of the top five arenas in the U.S. by *Billboard Magazine* for 2010, based on gross ticket sales. The venue is also a seven-time finalist for "Venue of the Year" by *Pollstar Magazine*. Recent outstanding events at the venue include sold-out performances by Sade, Britney Spears, Lady Gaga and Lil Wayne. The 2011-12 calendar is packed with exciting sporting events, including UCLA Men's Basketball, the Big West Basketball Tournament and a UFC Heavyweight title bout.

Also on the horizon is the largest renovation ever to be done at Honda Center: "The Grand Terrace Project." The centerpiece of the project is The Grand Terrace, an exclusive 12,000 square foot indoor/outdoor entertainment space. A 250-seat restaurant that is open to the public before each event, as well as an expanded team store are also included in the development.

The 2011-12 hockey season marks the kick-off of the second phase of Honda Center's food and beverage makeover which seeks to set a new standard in arena dining. The first phase of the makeover saw the opening of several new concession concepts, including The OC Grill, Urban Wok and Center Ice Frozen Yogurt. This season the highly anticipated Outlaws Smokehouse, Burger Bistro and Sliced Gourmet Deli will debut, offering new and delicious items.

Honda Center offers fans a facility that is both beautiful to behold and a delight in which to view any event, reflecting state-of-the-art design in both form and function. The arena affords visitors incredibly comfortable seating and some of the best sight lines and proximity to the action found anywhere. The creation of The Theatre at Honda Center in 2001 as a separate venue allows for intimate performances in front of a crowd of approximately 7,000 people.

The complete arena encompasses 650,000 square feet of space and is lined inside and out with marble and granite from around the world. The building's roof spans 444 feet by 329 feet, more than 100 feet above the arena floor.

The arena has three levels of seating. Closest to the arena floor is the Plaza Level with 5,200 seats and 39 luxury suites. Just 21 rows above ice, the exclusive San Manuel Premium Level is accessible only to Premium Seat holders. It contains 1,750 seats, 44 luxury suites and the Jack Daniel's Old No. 7 Club. The third level, the Terrace Level, has a total of 9,200 easily accessible seats.

The arena is located in Orange County, east of the 57 (Orange) freeway on Katella Avenue. Five major freeways (57, 22, 5, 91, 55) are conveniently located within a five-mile radius of the building.

## HONDA Center

**Location Site:** 2695 East Katella Avenue (at Douglass, east of 57 freeway)

**Seating Capacity (including Suites):** 17,174 for hockey and other rink events; 18,366 for basketball; 18,900 for center stage events; 18,325 for end stage events and 7,000 for Theatre events. Seating is customized per event.

**Arena Highlights:** NCAA Men's Basketball Tournament First and Second Round (2008), NCAA Men's Basketball Tournament Western Regionals (1998, 2001, 2003, 2011), 1999 NCAA Frozen Four, 2003 World Gymnastics Championships,

2004 U.S. Team Trials - Gymnastics, 2005 World Badminton Championships, U2, Bette Midler, Paul McCartney, Eagles, Barbra Streisand, AC/DC, Gwen Stefani, Rod Stewart, David Bowie, Andrea Bocelli, Tim McGraw, Faith Hill, Phil Collins, Toby Keith, Alan Jackson, Madonna, Prince, Van Halen, Gloria Estefan, Jimmy Buffett, Bon Jovi, Billy Joel, the John R. Wooden Classic, Bruce Springsteen, Roger Waters, Celine Dion and Elton John.

**Attendance:** Since 1993, more than 30 million fans have been entertained at Honda Center, enjoying more than 3,000 events.

# TICKET INFORMATION



## PLAZA (200) LEVEL

	Season Ticket Price/Game	Half Season Price/Game	15, 12, or 11-Game Plan Price/Game	Individual Price/Game*
<b>Glass</b>	\$204 <sup>00</sup>	-	-	\$290 <sup>00</sup>
<b>Plaza Center</b>	\$97 <sup>00</sup>	-	-	\$125 <sup>00</sup>
<b>Plaza Main West</b>	\$94 <sup>00</sup>	\$97 <sup>00</sup>	\$100 <sup>00</sup>	\$120 <sup>00</sup>
<b>Plaza Main East</b>	\$86 <sup>00</sup>	\$93 <sup>00</sup>	\$96 <sup>00</sup>	\$115 <sup>00</sup>
<b>Plaza Goal Lower West</b>	\$76 <sup>00</sup>	-	-	\$105 <sup>00</sup>
<b>Plaza Goal Lower East</b>	\$75 <sup>00</sup>	\$78 <sup>00</sup>	\$83 <sup>00</sup>	\$100 <sup>00</sup>
<b>Plaza Goal West</b> Row J & Higher	\$67 <sup>00</sup>	\$73 <sup>00</sup>	\$77 <sup>00</sup>	\$90 <sup>00</sup>
<b>Plaza Goal East</b> Row J & Higher	\$56 <sup>00</sup>	\$60 <sup>00</sup>	\$67 <sup>00</sup>	\$80 <sup>00</sup>

## SAN MANUEL PREMIUM (300) LEVEL

	Season Ticket Price/Game	Half Season Price/Game	15, 12, or 11-Game Plan Price/Game	Individual Price/Game*
<b>Premium Seats</b>	\$91 <sup>00</sup>	\$91 <sup>00</sup>	\$95 <sup>00</sup>	\$105 <sup>00</sup>

## TERRACE (400) LEVEL

	Season Ticket Price/Game	Half Season Price/Game	15, 12, or 11-Game Plan Price/Game	Individual Price/Game*
<b>Terrace Lower Center</b>	\$53 <sup>00</sup>	\$57 <sup>00</sup>	\$60 <sup>00</sup>	\$70 <sup>00</sup>
<b>Terrace Lower West</b>	\$44 <sup>00</sup>	\$50 <sup>00</sup>	\$55 <sup>00</sup>	\$65 <sup>00</sup>
<b>Terrace Lower East</b>	\$40 <sup>00</sup>	\$45 <sup>00</sup>	\$50 <sup>00</sup>	\$60 <sup>00</sup>
<b>Terrace Main</b>	\$34 <sup>00</sup>	\$36 <sup>00</sup>	\$40 <sup>00</sup>	\$50 <sup>00</sup>
<b>Terrace Main - Row N &amp; Higher</b>	\$17 <sup>00</sup> <i>\$2,992 - For 4 Seats</i>	\$25 <sup>00</sup>	\$30 <sup>00</sup>	\$38 <sup>00</sup>
<b>Terrace Goal West</b>	\$16 <sup>00</sup> <i>\$2,811 - For 4 Seats</i>	\$24 <sup>00</sup>	\$27 <sup>00</sup>	\$36 <sup>00</sup>
<b>Terrace Goal East</b>	\$14 <sup>00</sup> <i>\$2,484 - For 4 Seats</i>	\$22 <sup>00</sup>	\$25 <sup>00</sup>	\$32 <sup>00</sup>
<b>Terrace Value West</b> Row N & Higher	\$13 <sup>00</sup>	\$15 <sup>00</sup>	\$17 <sup>00</sup>	\$27 <sup>00</sup>
<b>Terrace Value East</b> Row N & Higher	\$12 <sup>00</sup>	\$14 <sup>00</sup>	\$16 <sup>00</sup>	\$25 <sup>00</sup>

Anaheim Ducks individual tickets are sold at the Honda Center Box Office, located at 2695 E. Katella Avenue, one block east of the 57 freeway in Anaheim. The box office is located on the east side of the arena, adjacent to the Anaheim Ducks Team Store and is open Monday through Friday from 10:00 a.m. to 6:00 p.m., Saturdays 10:00 a.m. to 4:00 p.m. and Sundays three hours prior to event time. Special group pricing is offered for groups, organization and clubs of 20 or more. For complete group tickets information, please call 877-WILD-WING.

\*Individual game prices are subject to change without notice.



Presented by

**HONDA**

## ICE Rinks


- **Anaheim ICE**  
Official Training Facility  
of the Anaheim Ducks
- **Westminster ICE**

## Inline Rinks

- **Corona Inline**
- **Huntington Beach Inline**
- **Irvine Inline**

---

**Home of the Jr. Ducks, Lady Ducks and  
Anaheim Ducks High School Hockey League**



- Youth & Adult Hockey
- Public Skating
- Figure Skating
- Learn to Skate
- Curling
- Birthday Parties



[www.The-Rinks.com](http://www.The-Rinks.com)



# THE NAME, LOGO & COLORS

## HOW IT ALL BEGAN

On October 2, 1992, Walt Disney Pictures released the hit movie "The Mighty Ducks" and created a new wave of excitement among the nation's youth and ice hockey. Starring Emilio Estevez and a band of kids who learn to play and win as a team, "The Mighty Ducks" grossed \$51 million at the box office and served as the inspiration for the name of the Walt Disney Company's NHL club.

The original official team colors and logo were unveiled on June 7, 1993, and Mighty Ducks merchandise was immediately propelled into one of the top sellers in all of professional sports.

Purple, jade, silver and white were chosen as the team's colors while an attractive crest featuring a duck head-shaped hockey mask was chosen to give the club its own unique identity.

As a testament to the logos popularity, the Ducks original jersey was named the "most fashionable" uniform in all of sports at the inaugural ESPY awards in 1997.




The official team colors and logo were unveiled on June 7, 1993.

## THIRD JERSEYS

The Ducks have appeared in four third jerseys (each pictured), the most recent debuting last season. Anaheim's first alternate sweater was a cartoon Duck breaking through a sheet of ice. The club moved to a more classic approach with its next two sweaters, using black with dark plum, silver and white accenting as its color palate for the alternate jersey worn during the 2003-04 and 2005-06 seasons.

The newest third jersey is black, with orange sleeves and side panels. The "D" foot has been placed prominently on the chest. The shoulder patch integrates the original Mighty Ducks logo into a new oval mark, linking the team's past and present.





## A NEW LOOK UNVEILED

In the spring of 2005, Henry and Susan Samueli entered into an agreement with the Walt Disney Company to purchase the Ducks franchise. In the Samueli's first year of ownership, the Ducks set then-franchise records for overall wins (43) and standings points (98). Entering the 2006 Playoffs as the Western Conference's sixth seed, the Ducks upset the third-seeded Calgary Flames in a thrilling seven-game series and went on to sweep the Colorado Avalanche before losing to the Edmonton Oilers in the Western Conference Finals.

On June 22, 2006, a new era began for the franchise as the team became officially known as the Anaheim Ducks. In addition, a new logo and color scheme was unveiled. The new look and identity of the Ducks were a collaborative effort, mixing opinions of fans as well as Ducks players, ownership and management. All parties involved unanimously decided to go beyond simply altering the original concept of an aggressive duck character.

In shaping the new design, the focus was sharpened to create an overall image that expressed excitement, speed and a competitive edge. In addition, a classic color palette of black and metallic gold was developed, with an accent of orange as a metaphorical link to the team's Orange County home.

The result is a strong, typographic mark anchored by a stylized "D" that echoes the image of a duck's foot or footprint. The custom typography has a powerful forward momentum and is made up of metallic gold letters with orange drop-shadows and a black holding shape. The new uniforms are an evolution of the earlier sweater design but with gold, white and orange sweeping stripes influenced by the curves of the "D" in the Ducks logo.

Set with a new look for the 2006-07 season, the Ducks made history and won the Stanley Cup. The club also won its first-ever Pacific Division title, spending the final 72 games and 163 calendar days at the division. Anaheim once again broke club records in wins (48) and standings points (110). The Ducks defeated Minnesota (4-1), Vancouver (4-1), Detroit (4-2) and Ottawa (4-1), becoming the first West Coast team to win the Stanley Cup since the 1925 Victoria Cougars and the first U.S. team on the West Coast to win it since the 1917 Seattle Metropolitans.

## A TWIST ON THE NEW

In 2007-08, the National Hockey League and Reebok teamed to create the Rbk EDGE Uniform System to meet the performance demands of today's NHL player. The result of more than two years of research and testing, the system features technologically advanced materials and fabrics that are more breathable, more water-resistant, more comfortable and more compatible with equipment.

The Rbk EDGE Uniform System is worn by all 30 NHL teams in their respective colors and designs. The introduction of this system marked the first time in the history of North American professional sports that a uniform innovation had been implemented League-wide.



## ANAHEIM DUCKS COMMITMENT TO THE COMMUNITY

The Anaheim Ducks take pride in serving the Southern California community through a variety of charitable fundraisers, educational programs and outreach activities, along with the Anaheim Ducks Foundation. Together, the Anaheim Ducks and Anaheim Arena Management strive to be actively involved in the local community. This commitment ranges from in-kind donations, charity tickets, recreational and educational programs, and the dedicated involvement of players, coaches, broadcasters, staff and mascot.

### ANAHEIM DUCKS FOUNDATION

The mission of the Anaheim Ducks Foundation is to facilitate and support programs that produce positive change for children and families throughout Southern California by providing educational opportunities, broadening access to the sport of hockey and addressing the health and wellness needs of our community.

As the team's main beneficiary, the Anaheim Ducks Foundation raises funds through various activities throughout the season such as the Golf Classic, Meet the Team, Dux in Tux, as well as a variety of in-game fundraisers. Through the Foundation, the Anaheim Ducks look to support exemplary Southern California nonprofit organizations and to help make a positive impact in the local community with programs such as Ducks S.C.O.R.E. (Scholastic Curriculum of Recreation & Education), which offers free educational standards-based curriculum to students through in-class and physical education.

### ANAHEIM DUCKS "GET YOUR DUCKS IN A ROLL" EVENT

The Anaheim Ducks partnered with RA Sushi, Tustin's stylishly hip sushi bar restaurant, for the Third Annual "Get Your Anaheim Ducks in a Roll"



sushi fundraiser on September 12. The event featured Anaheim Ducks players Ryan Getzlaf, Andrew Cogliano and Bobby Ryan participating in a sushi rolling contest, dedicated to benefiting and raising awareness for the Anaheim Ducks Foundation. The players designed and named sushi roll recipes which were sampled by a panel of judges along with fans in attendance. Cogliano's roll was voted by media members and RA Sushi experts to have the most creative name, ingredients, presentation and taste. It will be featured on RA Sushi's menu in four locations, with a portion of the proceeds benefiting the Anaheim Ducks Foundation.





## ANAHEIM DUCKS ANNUAL GOLF CLASSIC

The 2011-12 Anaheim Ducks season kicked off on September 14 at the 17th Annual Anaheim Ducks Golf Classic presented by Honda at Oak Creek Golf Club. This annual tournament featured Anaheim Ducks players as the "fifth" player participating in foursomes for a round of golf alongside Ducks fans and supporters. The Anaheim Ducks Golf Classic raises funds to benefit the Anaheim Ducks Foundation.

The Golf Classic featured exciting course competitions along with silent and live auctions. The Anaheim Ducks Golf Classic presented by Honda began with interactive contests versus Ducks players and a pre-shotgun breakfast program where sponsors drafted the Anaheim Ducks player that joined their foursome for an exciting afternoon of golf.



## DUX IN TUX

Each season, Anaheim Ducks players trade in their skates and take on a new role as "celebrity sous chefs" joining some of Orange County's finest chefs. Guests will enjoy an evening of fine dining, quality service and exceptional cuisine courtesy of players and guest chefs at the 12th Annual Dux in Tux presented by Honda, taking place November 18. Proceeds from Dux in Tux presented by Honda benefit the Anaheim Ducks Foundation.

The 12th Annual Dux in Tux presented by Honda will also help bring awareness to the Ducks

S.C.O.R.E. (Scholastic Curriculum of Recreation & Education) program, which offers free educational standards-based curriculum to students through in-class and physical education.



## LA CASA GARCIA'S "WE GIVE THANKS"

Honda Center and the Anaheim Ducks will celebrate their seventh Thanksgiving holiday with local nonprofit partner We Give Thanks, Inc. and La Casa Garcia restaurant for the traditional "We Give Thanks" Thanksgiving dinner. The "We Give Thanks" event is a complimentary Thanksgiving dinner for local residents that might go without a meal during the holiday. For over 20 years, "We Give Thanks" has been serving meals to people in need, with more than 200,000 free meals being donated to the community.

More than 15,000 local residents annually fill the parking lot of Honda Center to enjoy a traditional Thanksgiving meal and entertainment.

Ducks players, coaches and front office staff attend each year with their families to serve meals, spend time with those in attendance and give thanks on this special Thanksgiving holiday.

## ANAHEIM DUCKS CASINO NIGHT

Each season, Honda Center is transformed from the Ducks home ice to an exciting locale such as a 1920s prohibition-era Speakeasy, Havana-inspired Cuba, Las Vegas or the Old West for the Anaheim Ducks Annual Casino Night benefiting Orangewood Children's Foundation. Casino Night gives Ducks fans and Orangewood Children's Foundation supporters the chance to play exciting casino-style games such as roulette, blackjack and craps alongside Ducks players and coaches. Guests also have the opportunity to place bids on an assortment of silent auction items throughout the night and enter to win a variety of exciting prizes in the evening's opportunity drawings.

Proceeds from the Anaheim Ducks Casino Night assist 44 Women for Children, an auxiliary of Orangewood Children's Foundation, in its scholarship efforts for Orangewood's youth. The mission of the Orangewood Children's Foundation is to end





the cycle of child abuse by providing innovative programs focused on prevention, care, emancipation and public awareness.

## LADY DUCKS FASHION LUNCHEON

During the Spring, the Anaheim Lady Ducks – wives and significant others of players, coaches and executive management – will host the Anaheim Ducks Fashion Luncheon, benefiting Children's Hospital of Orange County (CHOC Children's). The show features fashions presented by Saks Fifth Avenue and South Coast Plaza. The annual Fashion Luncheon has raised money over the past four years to fund the new Anaheim Ducks wing on the oncology floor at the children's hospital, CHOC Children's Orthopaedic Institute Sports Medicine Program, and a variety of other programs.

The event gives attendees the chance to spend the afternoon alongside Ducks players, enjoying lunch and a fashion show featuring members of the team, CHOC Children's ambassadors and professional models walking the runway as they

show off the latest spring fashions. The Fashion Luncheon includes a VIP reception as well as silent and live auction items such as Ducks and other sports memorabilia, fantastic vacation packages and beautiful jewelry.

## HOLIDAY SHOPPING SPREE

The Anaheim Ducks host children from The Wooden Floor (formerly known as Saint Joseph Ballet) each season for the annual Ducks Shopping Spree at Wal-Mart Foothill Ranch. Ducks players joined by their wives and significant others accompany The Wooden Floor students as they shop for school supplies, backpacks, new clothes and other essentials as a special holiday treat from the team. The Wooden Floor is one of the nation's most innovative after-school programs for at-risk youth. The mission of The Wooden Floor is to empower low-income youth from diverse backgrounds to strengthen self-esteem, self-discipline and a sense of accomplishment through dance, academic and family programs.

In addition to the shopping spree, the chil-





Children are given tickets to attend an Anaheim Ducks game, an Anaheim Ducks Kids Club kit and a variety of Ducks merchandise.

## GEORGE PARROS CUT FOR THE KIDS

Each season, Ducks fans join George Parros to help in the fight against cancer by donating their hair at the Annual George Parros Cut for the Kids to benefit the Childhood Leukemia Foundation (CLF). Since the start of his professional career, Parros has been growing his hair long so he can donate it to nonprofits that provide children with wigs during their treatments.

At the event, participants have the opportunity to meet George Parros, who is available for pictures and autographs, with 100% of the donations benefiting CLF. In addition, an opportunity drawing is held featuring a variety of great Ducks memorabilia.

The CLF is a national nonprofit organization that offers a wide range of services to children living with cancer, and their respective families. CLF also provides thousands of custom-made, 100% human hair wigs with kid-friendly hats (Hugs-U-Wear) to children around the country.

## VISITS AND APPEARANCES

Each season, the Anaheim Ducks appear at a variety of organizations and community events. The Ducks make regular visits to the Children's Hospital of Orange County (CHOC Children's), visit local schools as part of the team's S.C.O.R.E. program, attend youth hockey clinics and rinks through Fan Development outreach efforts, and appear at local youth organizations, special events, charitable fundraisers and much more.

## DONATIONS

The Anaheim Ducks are committed to assisting charitable organizations throughout Southern California to raise funds by providing auction items for local events.

Organizations interested in requesting a donation must be a 501(c)(3) agency located in Southern California. Requests must be submitted on the donation requests page of the Anaheim Ducks website, AnaheimDucks.com at least eight weeks prior to the date of the event.



## GAME NIGHT ACTIVITIES

Anaheim Ducks games present a great opportunity to feature nonprofit organizations and help raise awareness of the needs in our community. Each season, the Ducks have a variety of activities at home games, including toy drives, HondaVision messages, Ducks memorabilia auctions, fundraisers for local nonprofit organizations, holiday activities and much more!

## ANAHEIM DUCKS CHARITY TICKET PROGRAM

Through the generous donations of Anaheim Ducks corporate partners, players, management and fans, the Ducks are able to provide tickets throughout the season to 501(c)(3) charitable organizations in Orange County and surrounding areas.

## COMMUNITY SPOTLIGHT

Each season, the Anaheim Ducks honor Southern California's local community members with the Community Hero Award, highlighting the nonprofit organizations they are associated with. The Community Hero Award was initiated as our way of saying thank you to individuals who have contributed significantly in assisting the local community through extreme acts of generosity and support.



# THE CITY OF ANAHEIM



The City of Anaheim, founded in 1857, is one of the nation's premier municipalities and is one of California's most populous cities. Anaheim covers 50 square miles with more than 341,000 residents and more than 3,100 City employees. The municipal corporation's annual budget is \$1.4 billion. Anaheim supports a thriving business community with companies such as Carl Karcher Enterprises, Inc., L-3 Communications, Pacific Sunwear, and Disneyland Resort. Successful sports franchises call Anaheim home, including the Anaheim Ducks, Angels Baseball, the 2008 Olympic Gold Medal winning U.S. Men's National Volleyball Team, the 2008 Olympic Silver Medal winning U.S. Women's National Volleyball Team, and the Professional Arena Soccer League Anaheim Bolts. Anaheim also boasts world-class meeting and entertainment venues with the Anaheim Convention Center, LEED-certified and the largest on the west coast, Honda Center, City National Grove of Anaheim, Anaheim GardenWalk, and Angel Stadium of Anaheim. In addition, Anaheim embraces its vibrant cultural arts community, including the world-renowned Anaheim Ballet. Annually, Anaheim welcomes millions of visitors to the city, truly making it where the world comes to live, work and play. For more information, please visit [www.anaheim.net](http://www.anaheim.net).







***THE PLAYERS***







# FRANCOIS BEAUCHEMIN

**SHOOTS:** Left **HEIGHT:** 6-0 **WEIGHT:** 204 **AGE:** 31; turns 32 on June 4, 2012  
**BORN:** June 4, 1980; Sorel, Quebec **HOMETOWN:** Sorel, Quebec  
**ACQUIRED:** From Toronto in exchange for Joffrey Lupul, Jake Gardiner and a conditional fourth-round selection in the 2013 NHL Entry Draft, Feb. 9, 2011  
**DRAFTED:** By Montreal in the third round (75th overall) of the 1998 NHL Entry Draft

## 2010-11 REAL TIME STATISTICS

**TOI/GM:** 23:04 **SHFT/GM:** 29.1 **FO% (FW/FL):** 0% (0/0)

## 2010-11:

Appeared in his sixth full NHL season, split with Anaheim and Toronto... played in 81 games overall with the Ducks and Maple Leafs, collecting 5-12-17 points with 32 PIM... finished fifth in the NHL with 182 blocked shots... had three two-game point streaks during the season, including Mar. 19-20 (1-1=2), Feb. 25-27 (1-1=2) and Jan. 6-7 (0-4=4)... also collected multi-assist games, Jan. 7 @ ATL (0-2=2), Jan. 6 vs. STL (0-2=2) and Nov. 13 vs. VAN (0-2=2)... following his Feb. 9 reacquisition from Toronto, scored 3-2=5 points in 27 games with Anaheim... scored his fifth goal of the season to secure a 3-1 win, Apr. 9 @ LA and help Anaheim clinch fourth place in the Western Conference... appeared in his 400th career NHL game, Mar. 23 @ DAL... recorded a season-best five hits in a 5-2 win, Mar. 9 vs. NYR... earned his 100th career NHL assist as part of a 3-2 Anaheim win, Feb. 27 vs. COL... collected 2-10=12 points with 16 PIM in 54 games for Toronto prior to being acquired by the Ducks... had a season-best +3 rating, Jan. 6 vs. STL... recorded a season-high 29:16 TOI, Nov. 6 vs. BUF... set a season high with seven shots on net, Nov. 2 vs. OTT... **PLAYOFFS:** Made his fifth career postseason appearance (all with Anaheim) in the club's CQF series vs. NSH... collected two assists for his fourth career multi-assist contest in Game 2 of the CQF, Apr. 15 vs. NSH.

## CAREER:

Signed a three-year contract with Toronto running through 2011-12, July 6, 2009... **2009-10:** Appeared in his fifth full NHL season, his first with Toronto... appeared in all 82 regular season games for the second time in

his career (also 2007-08) and was one of only three Maple Leafs to play the entire season... collected 5-21=26 points with 33 PIM... ranked first on the club in blocked shots (155) and avg. TOI (25:27)... appeared in his 300th career NHL game, Jan. 26 vs. LA... scored the GWG in a 3-2 Leafs victory, Dec. 14 vs. OTT... collected his 100th career NHL point (assist), Dec. 1 @ MTL... **2008-09:** Appeared in his fourth full NHL season, his fourth with Anaheim... appeared in all 13 postseason contests vs. SJ (CQF) and DET (CSF)... scored a goal, helping the Ducks to a 4-1 victory and 4-2 series win in Game 6 of the CQF on Apr. 27 vs. SJ... missed 62 games after suffering a torn left ACL, Nov. 14 vs. NSH... returned to the lineup for the final two games of the season, Apr. 10 vs. DAL and Apr. 11 @ PHX... scored his second career OT goal, Oct. 29 vs. DET... had a three-game goal streak, Oct. 17-21, establishing a career high while also tying the second longest goal-scoring streak by a Ducks defenseman in club history... **2007-08:** Appeared in his third full NHL season, his third with Anaheim... played in all six CQF games against DAL, posting a +2 rating and a postseason career-high 26 PIM... was one of only three Ducks to appear in all 82 games, also a career best... finished the season ranked fourth in the NHL in total TOI (2093:23)... surpassed the 30:00 TOI mark in eight games, including a career-high 34:45, Oct. 15 vs. DET... appeared in his 200th game as a Duck, Mar. 3 vs. OTT and his 200th career NHL game, Feb. 2 @ PHI... scored the first OT goal of his career just 0:33 into the extra frame, Jan. 13 vs. SJ... collected three assists on Oct. 6 @ PIT, tying his career high for assists and points... **2006-07:** Appeared in his second full NHL season... finished tied for third among playoff leaders in PPG (4) and third in avg. TOI (30:33)... established a career high for goals in a postseason (previously three in 2005-06)... scored a PPG in the series-clinching Game 5 of the SCF, June 6 vs.

## NHL HIGHLIGHTS

### NHL Career Hat Tricks:

None

### NHL Career Multiple-Point Games:

22 (2 multiple-goal, 12 multiple-assist)

### NHL Career OT Goals:

2, Jan. 13, 2008 vs. SJ (4-3) & Oct. 29, 2008 vs. DET (5-4)

### NHL Career Highs:

**Goals:** 2, two times (last: Mar. 14, 2007 vs. CBJ)

**Assists:** 3, two times (last: Oct. 6, 2007 @ PIT)

**Points:** 3, three times (last: Oct. 6, 2007 @ PIT; 0-3=3)

**PIM:** 7, two times (last: Feb. 15, 2007 @ PHX)

**TOI:** 34:45, Oct. 15, 2007 vs. DET

**Shots:** 7, three times (last: Nov. 2, 2010 w/TOR vs. OTT)

**Plus/Minus:** +4, two times (last: Feb. 6, 2007 @ SJ)

**Goal Streak:** Three games, Oct. 17-21, 2008 (3-0=3)

**Assist Streak:** Seven games, Jan. 26-Feb. 8, 2006 (0-8=8)

**Point Streak:** Seven games, Jan. 26-Feb. 8, 2006 (0-8=8)

### Penalty Shots:

None

### First NHL Goal:

In a 6-3 MTL loss, Feb. 27, 2003 vs. MIN

### First NHL Point:

An assist in a 4-3 CBJ loss, Oct. 14, 2005 @ ANA

### First NHL Goal:

A goal (Gerber) in a 6-2 ANA loss, Dec. 6, 2005 vs. CAR

### Milestones Achieved:

400th NHL game, Mar. 23, 2011 @ DAL

100th NHL assist, Jan. 24, 2011 w/TOR @ CAR

100th NHL point, Dec. 1, 2009 w/TOR @ MTL

### Milestones Within Reach:

7 points to 100 points as a Duck

31 assists to 100 assists as a Duck

36 appearances to 300 games as a Duck

## BEAUCHEMIN VS. THE NHL

Team	GP	G	A	Pts.	PIM
Anaheim	3	0	1	1	0
Boston	11	1	3	4	0
Buffalo	11	1	1	2	0
Calgary	20	2	6	8	19
Carolina	9	2	3	5	6
Chicago	13	1	5	6	6
Colorado	14	1	2	3	14
Columbus	13	4	6	10	20
Dallas	28	0	6	6	10
Detroit	14	1	3	4	14
Edmonton	17	0	2	2	6
Florida	10	1	1	2	10
Los Angeles	33	3	12	15	37
Minnesota	13	1	1	2	0
Montreal	12	0	4	4	2
Nashville	13	0	0	0	6
New Jersey	8	1	2	3	4
NY Islanders	8	1	1	2	2
NY Rangers	11	0	0	0	6
Ottawa	13	1	3	4	6
Philadelphia	8	0	2	2	4
Phoenix	25	2	2	4	15
Pittsburgh	8	1	4	5	6
San Jose	30	3	11	14	18
St. Louis	14	1	4	5	9
Tampa Bay	9	1	5	6	4
Toronto	3	1	0	1	2
Vancouver	18	1	7	8	13
Washington	11	0	2	2	4
Winnipeg	9	0	3	3	2
<b>NHL Totals</b>	<b>409</b>	<b>31</b>	<b>102</b>	<b>133</b>	<b>237</b>


# DEFENSEMAN 23

OTT...earned two assists (tying career high) in Game 4 of the WCF, May 17 vs. DET...scored two PPG in Game 2 of the CQF on Apr. 13 vs. MIN, marking the third time in club history a Ducks defenseman had scored two goals in a playoff game...ranked third on the Ducks in TOI during the regular season...set a career high for assists in a game with three, Mar. 11 vs. VAN...tied a career high with a +4 rating, Feb. 6 @ SJ...missed 11 games with a lacerated spleen, Dec. 29-Jan. 19...**2005-06:** Appeared in his first full NHL season...scored 3-6=9 points in 16 postseason games with the Ducks, leading all NHL rookie defensemen...during the regular season, was fourth in the NHL in points by a rookie defenseman (36)...was tied for fourth in the NHL in assists by a rookie defenseman (28)...was third in the NHL in TOI among rookies (23:09)...collected two assists, establishing a club rookie record for most assists in a season (21), Mar. 31 vs. DAL...had a career-long seven-game assist streak (0-8=8) from Jan. 26-Feb. 8, eclipsing a franchise rookie record...earned his first career multi-goal game with 2-0=2 points, Jan. 23 @ LA...led all NHL rookie defensemen in scoring with 2-8=10 points in 12 games in the month of December...scored 1-2=3 points (tying a club record for points by a rookie defenseman in a single game), Dec. 14 vs. TB...recorded a then-career high 1-1=2 points (including his first career NHL goal), Dec. 6 vs. CAR...collected his first point as a Duck, Nov. 27 vs. CHI...made his

Anaheim debut, Nov. 18 vs. COL...with CBJ, earned his first career NHL point (assist), Oct. 14 @ ANA...**2004-05:** Recorded 3-27=30 points with 55 PIM and a +17 rating in 72 games with Syracuse (AHL)...was claimed off waivers by Columbus, Sept. 14, 2004...**2003-04:** Appeared in 77 games with Hamilton of the AHL, recording 9-27=36 points with 57 PIM and a +7 rating...also skated in 10 playoff games, posting 2-4=6 points with 18 PIM...**2002-03:** Split the season between Montreal and Hamilton (AHL)...appeared in 75 games with Hamilton, posting 7-21=28 points with 92 PIM and a +25 rating...also played in 23 playoff games, scoring 1-9=10 points with 16 PIM...made his NHL debut with 17:11 TOI, Feb. 27 vs. MIN...**2001-02:** Appeared in 63 games, split between the AHL and ECHL...skated in 56 games for Quebec (AHL), scoring 8-11=19 points with 88 PIM...scored 1-3=4 points with two PIM in seven games for Mississippi (ECHL)...also skated in three playoff games with Quebec, registering 0-1=1 point...**2000-01:** Made his professional debut with Quebec (AHL), collecting 3-6=9 points and 44 PIM in 56 games...**Miscellaneous:** Appeared in seven contests with Team Canada at the 2010 IIHF World Championships...served as an assistant captain for the tournament...collected 0-1=1 assist with a +1 rating...recorded 42-140=182 points with 416 PIM and a +111 plus/minus rating in 238 career games in the QMJHL with Laval, Acadie-Bathurst, and Moncton...added 5-30=35 points and 94 PIM in 58 career playoff games.

## PERSONAL:

Francois and his wife, Marie-Claude, reside in Tustin with their son, Samuel and daughter, Emily...the family returns to their native Sorel, Quebec during the offseason...enjoys fishing, hunting and golfing...loves to prepare spaghetti with his famous meat sauce, a secret family recipe...lists The White House in Anaheim as his favorite DC restaurant...drinks green tea before games to settle down and listens to the same playlist on his iPod, which includes a large selection of AC/DC music, his favorite band...his first job was delivering the Journal de Montreal newspaper every morning at 5 a.m.



## REGULAR SEASON PLAYOFFS

Season	Team	League	GP	G	A	Pts.	PIM	+/-	GP	G	A	Pts.	PIM
1996-97	Laval	QMJHL	66	7	21	28	132	-	3	0	0	0	2
1997-98	Laval	QMJHL	70	12	35	47	132	-	16	1	3	4	23
1998-99	Acadie-Bathurst	QMJHL	31	4	17	21	53	-	23	2	16	18	55
1999-00	Acadie-Bathurst	QMJHL	38	11	36	47	64	-	-	-	-	-	-
	Moncton	QMJHL	33	8	31	39	35	-	16	2	11	13	14
2000-01	Quebec	AHL	56	3	6	9	44	-	-	-	-	-	-
2001-02	Quebec	AHL	56	8	11	19	88	-	3	0	1	1	0
	Mississippi	ECHL	7	1	3	4	2	-	-	-	-	-	-
<b>2002-03</b>	<b>MONTREAL</b>	<b>NHL</b>	<b>1</b>	<b>0</b>	<b>0</b>	<b>0</b>	<b>0</b>	<b>-1</b>	-	-	-	-	-
	Hamilton	AHL	75	7	21	28	92	-	23	1	9	10	16
2003-04	Hamilton	AHL	77	9	27	36	57	-	10	2	4	6	18
2004-05	Syracuse	AHL	72	3	27	30	55	-	-	-	-	-	-
<b>2005-06</b>	<b>COLUMBUS</b>	<b>NHL</b>	<b>11</b>	<b>0</b>	<b>2</b>	<b>2</b>	<b>11</b>	<b>-6</b>	-	-	-	-	-
	<b>ANAHEIM</b>	<b>NHL</b>	<b>61</b>	<b>8</b>	<b>26</b>	<b>34</b>	<b>41</b>	<b>+8</b>	<b>16</b>	<b>3</b>	<b>6</b>	<b>9</b>	<b>11</b>
<b>2006-07</b>	<b>ANAHEIM</b>	<b>NHL</b>	<b>71</b>	<b>7</b>	<b>21</b>	<b>28</b>	<b>49</b>	<b>+7</b>	<b>20</b>	<b>4</b>	<b>4</b>	<b>8</b>	<b>16</b>
<b>2007-08</b>	<b>ANAHEIM</b>	<b>NHL</b>	<b>82</b>	<b>2</b>	<b>19</b>	<b>21</b>	<b>59</b>	<b>-9</b>	<b>6</b>	<b>0</b>	<b>0</b>	<b>0</b>	<b>26</b>
<b>2008-09</b>	<b>ANAHEIM</b>	<b>NHL</b>	<b>20</b>	<b>4</b>	<b>1</b>	<b>5</b>	<b>12</b>	<b>-3</b>	<b>13</b>	<b>1</b>	<b>0</b>	<b>1</b>	<b>1</b>
<b>2009-10</b>	<b>TORONTO</b>	<b>NHL</b>	<b>82</b>	<b>5</b>	<b>21</b>	<b>26</b>	<b>33</b>	<b>-13</b>	-	-	-	-	-
<b>2010-11</b>	<b>TORONTO</b>	<b>NHL</b>	<b>54</b>	<b>2</b>	<b>10</b>	<b>12</b>	<b>16</b>	<b>-4</b>	-	-	-	-	-
	<b>ANAHEIM</b>	<b>NHL</b>	<b>27</b>	<b>3</b>	<b>2</b>	<b>5</b>	<b>16</b>	<b>-4</b>	<b>6</b>	<b>0</b>	<b>2</b>	<b>2</b>	<b>2</b>
<b>NHL Totals</b>			<b>409</b>	<b>31</b>	<b>102</b>	<b>133</b>	<b>237</b>	<b>-8</b>	<b>61</b>	<b>8</b>	<b>12</b>	<b>20</b>	<b>70</b>
<b>Anaheim Totals</b>			<b>264</b>	<b>24</b>	<b>69</b>	<b>93</b>	<b>177</b>	<b>-1</b>	<b>61</b>	<b>8</b>	<b>12</b>	<b>20</b>	<b>70</b>



# MATT BELESKEY

**SHOOTS:** Left **HEIGHT:** 6-0 **WEIGHT:** 204 **AGE:** 23; turns 24 on June 7, 2012  
**BORN:** June 7, 1988; Windsor, Ontario **HOMETOWN:** Windsor, Ontario  
**DRAFTED:** By Anaheim in the fourth round (112th overall) of the 2006 NHL Entry Draft  
**2010-11 REAL TIME STATISTICS**  
**TOI/GM:** 12:58 **SHFT/GM:** 18.3 **FO% (FW/FL):** 37.5% (5/8)

## 2010-11:

Appeared in his third NHL season with Anaheim, scoring 3-7=10 points in 35 contests...was recalled from Syracuse (AHL), Mar. 25 and stayed with the club for the remainder of the season...completed the season three appearances shy of 100 NHL games... had a career-tying two-game assist streak (0-2=2), Jan. 18-20...posted a season-tying two-game point streak (1-1=2), Jan. 12-15...matched a career high for points with his second career multi-point game (1-1=2), Jan. 7 vs. CBJ...scored his first goal of the season, Dec. 26 @ LA...suffered a concussion after crashing into the boards at 10:24 of the third period, Oct. 26 @ DAL...was placed on IR and missed 17 games due to the injury...logged a season-high 19:17 TOI, Oct. 23 vs. DET...collected his first point of the season (assist) in a 5-4 shootout loss, Oct. 15 vs. ATL...made his season debut with Anaheim, Oct. 8 @ DET...was originally assigned to Syracuse, Nov. 10 and appeared in 27 contests throughout the season, scoring 11-13=24 points with 39 PIM...his .89 points-per-game ranked second on the club (min. 20 GP)... had eight multi-point games with the Crunch... recorded points in five of his last seven AHL games (3-4=7) before his recall on Mar. 25...underwent successful surgery to repair a torn labrum in his left

shoulder, May 4...the surgery was performed by Ducks Orthopedic Surgeon Dr. Orr Limpisvasti...  
**PLAYOFFS:** Made his Stanley Cup Playoffs debut with Anaheim in 2011...appeared in all six CQF games vs. NSH, scoring his first career post-season goal in Game 3, Apr. 17 @ Bridgestone Arena...made his Stanley Cup Playoffs debut in Game 1 of the CQF on Apr. 13 vs. NSH, recording 10:42 TOI.

## CAREER:

Signed a two-year contract extension through 2012-13, Sept. 17, 2010...**2009-10:** Appeared in 60 games for Anaheim in his rookie NHL season, collecting 11-7=18 points with 35 PIM...ranked tied for 10th among NHL rookies in goals, tied for third in GWG (3), seventh in hits (94) and 10th in shots (123)...among team leaders, finished sixth in goals and tied for fourth in GWG...recorded a pair of career-high three-game point streaks, including Mar. 19-23 (2-1=3) and Jan. 5-9 (3-0=3), which was also a personal best goal streak and tied for the longest by a rookie in 2009-10... set single-game career highs in points (2-0=2), goals, plus/minus (+3) and TOI (22:18), Apr. 9 @ STL...earned 5-1=6 points in January, ranking

## NHL HIGHLIGHTS

### NHL Career Hat Tricks

None

### NHL Career Multiple-Point Games:

2 (1 multiple-goal, 0 multiple-assist)

### NHL Career OT Goals:

None

### NHL Career Highs:

**Goals:** 2, Apr. 9, 2010 @ STL (2-0=2)

**Assists:** 1, seven times (last: Jan. 20, 2011 @ TOR)

**Points:** 2, two times (last: Jan. 7, 2011 vs. CBJ; 1-1=2)

**PIM:** 7, Jan. 12, 2011 vs. STL

**TOI:** 22:18, Apr. 9, 2010 @ STL

**Shots:** 6, Dec. 31, 2009 @ DAL

**Plus/Minus:** +3, Apr. 9, 2010 @ STL

**Goal Streak:** Three games, Jan. 5-9, 2010 (3-0=3)

**Assist Streak:** Two games, three times (last: Jan. 18-20, 2011; 0-2=2)

**Point Streak:** Three games, two times (last: Mar. 19-23, 2010; 2-1=3)

**Penalty Shots:** None

### First NHL Game:

In a 4-3 ANA loss, Jan. 9, 2009 vs. TB

### First NHL Point:

An assist in a 4-3 ANA loss, Dec. 1, 2009 vs. LA

### First NHL Goal:

A goal (Howard) in a 4-1 ANA win, Jan. 5, 2010 vs. DET

### Milestones Within Reach:

Three appearances to 100 NHL games

## BELESKEY VS. THE NHL

Team	GP	G	A	Pts.	PIM
Anaheim	-	-	-	-	-
Boston	1	1	0	1	0
Buffalo	1	0	0	0	0
Calgary	4	0	2	2	7
Carolina	-	-	-	-	-
Chicago	5	0	1	1	0
Colorado	5	1	1	2	2
Columbus	6	1	1	2	7
Dallas	7	0	1	1	0
Detroit	6	1	0	1	0
Edmonton	6	1	1	2	2
Florida	-	-	-	-	-
Los Angeles	9	2	1	3	10
Minnesota	2	0	0	0	2
Montreal	2	0	0	0	0
Nashville	5	1	0	1	4
New Jersey	1	0	0	0	0
NY Islanders	1	1	0	1	2
NY Rangers	-	-	-	-	-
Ottawa	2	0	1	1	0
Philadelphia	2	0	1	1	2
Phoenix	8	1	1	2	11
Pittsburgh	-	-	-	-	-
San Jose	7	1	0	1	9
St. Louis	5	3	1	4	9
Tampa Bay	2	0	0	0	0
Toronto	2	0	1	1	2
Vancouver	5	0	0	0	0
Washington	1	0	0	0	2
Winnipeg	2	0	1	1	0
<b>NHL Totals</b>	<b>97</b>	<b>14</b>	<b>14</b>	<b>28</b>	<b>71</b>

tied for second among NHL rookies in goal scoring for the month...scored his first career NHL goal (Howard), Jan. 5 vs. DET...collected his first NHL point (assist), Dec. 1 vs. LA...made his season debut with the Ducks, Oct. 24 vs. CBJ...was reassigned to San Antonio (AHL), Nov. 1 before being assigned to Toronto (AHL), Nov. 17...was originally recalled from San Antonio for a three-game stint, Oct. 23...was recalled from Toronto, Nov. 29 for the remainder of the NHL season...began the season in the AHL, scoring 2-5=7 points with a +5 rating and 21 PIM in 15 games with San Antonio and Toronto...**2008-09:** Made his professional debut with Iowa (AHL) in 2008-09, scoring 11-24=35 points in 58 games...was recalled by Anaheim, Jan. 9 and made his NHL debut that night vs. TB, earning a +1 rating in 13:53 TOI...was reassigned to Iowa, Jan. 15 for the remainder of the regular season...**Miscellaneous:** Appeared in 258 career OHL games with Belleville from 2004-08, scoring 99-125=224 points with a +23 rating and 467 PIM...in 2007-08, established career highs in goals, assists and points while leading the Bulls in scoring...led the club and finished third in the OHL in postseason scoring en route an OHL championship appearance...in 2006-07, ranked fourth on the Bulls in scoring and third in assists...helped lead Belleville to the East Division title in the Eastern Conference...in 2005-06, finished the season tied for second in goals, recording 20-20=40 points with 119 PIM in 61 games...was selected to the 2006 CHL Top Prospects Game in Ottawa.

## PERSONAL:

Graduated from St. Josephs High School (Barrie, Ontario) in 2006...has a younger sister, Erin, a student at the University of Ottawa...spent the summer at

home in Toronto ...worked for a moving company as his first job...says Wendel Clark was his favorite player growing up...lists Jose Bautista as his favorite athlete outside of hockey...enjoys playing golf and baseball in the offseason...San Shi Go in Newport Beach is his O.C. restaurant of choice...lists "Tosh.0" and "Sons of Anarchy" as his two top television shows...his favorite bands/musicians are Eric Church, Steve Aoki and Foster the People...@danieltosh is his favorite person to follow on Twitter.



## REGULAR SEASON      PLAYOFFS

Season	Team	League	GP	G	A	Pts.	PIM	+/-	GP	G	A	Pts.	PIM
2004-05	Belleville	OHL	68	10	13	23	118	-13	5	0	0	0	18
2005-06	Belleville	OHL	61	20	20	40	119	0	6	1	2	3	10
2006-07	Belleville	OHL	66	27	41	68	124	+4	15	4	10	14	18
2007-08	Belleville	OHL	62	41	49	90	106	+32	21	12	21	33	23
2008-09	Iowa	AHL	58	11	24	35	58	-7	-	-	-	-	-
	ANAHEIM	NHL	2	0	0	0	0	0	-	-	-	-	-
2009-10	San Antonio	AHL	12	1	4	5	19	+3	-	-	-	-	-
	ANAHEIM	NHL	60	11	7	18	35	-10	-	-	-	-	-
	Toronto	AHL	3	1	1	2	2	+2	-	-	-	-	-
2010-11	ANAHEIM	NHL	35	3	7	10	36	-10	6	1	0	1	0
	Syracuse	AHL	27	11	13	14	24	-3	-	-	-	-	-
NHL Totals			97	14	14	28	71	-20	6	1	0	1	0





# JASON BLAKE

**SHOOTS:** Left **HEIGHT:** 5-10 **WEIGHT:** 186 **AGE:** 38; turns 39 on Sept. 2, 2012  
**BORN:** Sept. 2, 1973; Fargo, North Dakota **HOMETOWN:** Moorhead, Minnesota  
**ACQUIRED:** From Toronto with Vesa Toskala in exchange for J.S. Giguere, Jan. 31, 2010  
**DRAFTED:** Not drafted

## 2010-11 REAL TIME STATISTICS

**TOI/GM:** 14:45 **SHFT/GM:** 20:3 **FO% (FW/FL):** 20.0% (1/4)

## 2010-11:

Appeared in his 13th NHL season, his second with Anaheim...in 76 contests with the club, scored 16-16=32 points with 41 PIM...marked the eighth consecutive season in which he appeared in 75-or-more regular season games... had 6-8=14 points over his last 24 contests...notched two assists, including on Selanne's GWG as part of Anaheim's 2-1 victory to clinch a playoff berth, Apr. 8 vs. LA...scored the GWG as part of a two-goal game on Mar. 16 vs. STL, his second multi-goal game of the season...missed four contests with a hand laceration, Mar. 4-11...earned two assists for his third multi-assist game of the season, Feb. 25 vs. MIN...had a four-game point streak (1-4=5) from Feb. 9-16, his longest since Nov. 14-21, 2009 with TOR (four games, 0-4=4)...in his 800th career NHL appearance on Jan. 25 @ CBJ, scored his 200th NHL goal (also the GWG)...missed one contest with a shoulder injury, Jan. 5 vs. NSH...recorded his first multi-goal game as a Duck (2-0=2) with his second serving as the GWG, Dec. 31 vs. PHI...registered a career-high 15 PIM, Dec. 21 @ BUF...registered a season-high nine shots on net, falling one short of his career high, Nov. 19 vs. CBJ...notched a season-high two assists (0-2=2), Nov. 7 vs. NSH...**PLAYOFFS:** Made his first postseason appearance since 2006-07 (with NYI)...ranked tied for second on the club in goals (3)... completed the postseason on a three-game point streak (3-1=4), the longest of his postseason career...also had a two-game goal streak (3-0=3) from Apr. 22-24, also the longest of his career...matched his career high with two goals in Game 5 of the CQF, Apr. 22 vs. NSH.

## CAREER:

Signed a four-year contract with Toronto through 2011-12, July 1, 2007...

## NHL HIGHLIGHTS

### NHL Career Hat Tricks:

6, last: Jan. 15, 2009 w/TOR @ CAR

### NHL Career Multiple-Point Games:

87 (21 multiple-goal, 34 multiple-assist)

### NHL Career OT Goals:

2, Dec. 31, 2002 w/NYI @ BUF (1-0) & Mar. 1, 2003 w/NYI vs. BUF (2-1)

### NHL Career Highs:

**Goals:** 3, six times (last: Jan. 15, 2009 w/TOR @ CAR)

**Assists:** 4, Mar. 31, 2010 @ COL

**Points:** 5, two times (last: Mar. 31, 2010 @ COL; 1-4=5)

**PIM:** 15, Dec. 21, 2010 @ BUF

**Shots:** 10, two times (last: Jan. 5, 2008 w/TOR vs. PHI)

**TOI:** 27:36, Jan. 29, 2004 w/NYI @ BOS

**Plus/Minus:** +4, three times (last: Mar. 31, 2010 @ COL)

**Goal Streak:** Four games, two times (last: Jan. 21-31, 2009; 4-4=8)

**Assist Streak:** Five games, Dec. 23-31, 2003 (3-6=9)

**Point Streak:** Eight games, Nov. 18-Dec. 2, 2006 (5-6=11)

**Penalty Shots:** 0-for-1, Jan. 24, 2004 w/NYI @ ATL (no goal vs. Nurmimen)

### First NHL Game:

In a 3-2 LA loss, Apr. 18, 1999 vs. STL

### First NHL Point:

A goal in a 3-2 LA loss, Apr. 18, 1999 vs. STL

### First NHL Goal:

A goal (McLennan) in a 3-2 LA loss, Apr. 18, 1999 vs. STL

### Milestones Achieved:

800th NHL game, Jan. 25, 2011 @ CBJ

200th NHL goal, Jan. 25, 2011 @ CBJ

200th NHL assist, Dec. 8, 2008 w/TOR vs. NYI

400th NHL point, Apr. 7, 2009 w/TOR @ NJ

100th game as a Duck, Apr. 6, 2011 vs. SJ

### Milestones Within Reach:

26 points to 500 NHL points

32 assists to 300 NHL assists

74 appearances to 900 NHL games


originally signed as a free agent by Los Angeles, Apr. 17, 1999...**2009-10:** Appeared in his 12th NHL season, split with Anaheim and Toronto...scored 16-25=41 points with 36 PIM in 82 combined games...played 82 regular season games for the fourth time in his career...matched a club record and tied a career high with 1-4=5 points, Mar. 31 @ COL...marked the 13th time and sixth Duck in franchise history to record five points in one game, joining Perry, Getzlaf, Selanne (five times), Kariya (four times) and Mironov... also established a career high with four assists and matched a personal best with a +4 rating in the Mar. 31 game...recorded his first points as a Duck (1-1=2), Feb. 4 @ LA...made his Anaheim debut on Feb. 1 @ FLA... appeared in his 700th NHL game, Dec. 12 vs. WSH...**2008-09:** Appeared in his 11th NHL season, his second with Toronto...collected 25-38=63 points with 40 PIM in 78 games...set a career high in assists...among team leaders, ranked first in goals, points, GWG (5) and shots (302), tied for second in assists and tied for third in appearances...finished second among NHL leaders in shots on goal...appeared in his 600th career NHL game, Nov. 1 vs. NYR...missed two games (concussion), Nov. 27-29... earned his 200th career NHL assist, Dec. 8 vs. NYI...scored a career-high 3-2=5 points, including his sixth career hat trick, Jan. 15 @ CAR...matched his career best with a four-game goal streak (4-0=4), Jan. 21-31...recorded his 400th career NHL point (assist), Apr. 7 @ NJ...**2007-08:** Appeared in his 10th NHL season, his first with Toronto...recorded 15-37=302 points with 28 PIM in 82 games...ranked first on the team and registered a career high in shots on goal (332)...also ranked fifth in the NHL in shots...had the third-most shots on goal for the Maple Leafs in a single season since 1967-68...collected his 300th career NHL point (assist), Nov. 2 @ NJ...won the 2008 Bill Masterton Trophy, awarded for 'perseverance, sportsmanship

## BLAKE VS. THE NHL

Team	GP	G	A	Pts.	PIM
Anaheim	13	1	3	4	10
Boston	41	12	20	32	14
Buffalo	44	10	10	20	31
Calgary	18	4	3	7	6
Carolina	31	7	10	17	14
Chicago	18	1	8	9	10
Colorado	16	7	9	16	10
Columbus	15	6	2	8	8
Dallas	19	4	6	10	14
Detroit	19	3	4	7	10
Edmonton	18	2	7	9	6
Florida	36	9	14	23	10
Los Angeles	18	4	5	9	4
Minnesota	14	5	3	8	8
Montreal	41	10	11	21	44
Nashville	17	1	4	5	6
New Jersey	46	8	12	20	16
NY Islanders	16	4	8	12	8
NY Rangers	46	11	10	21	50
Ottawa	39	7	14	21	26
Philadelphia	46	17	11	28	26
Phoenix	19	2	5	7	4
Pittsburgh	50	25	23	48	39
San Jose	19	2	4	6	10
St. Louis	19	8	6	14	6
Tampa Bay	36	10	15	25	10
Toronto	21	3	5	8	8
Vancouver	19	3	2	5	4
Washington	38	10	10	20	25
Winnipeg	34	10	24	34	12
<b>NHL Totals</b>	<b>826</b>	<b>206</b>	<b>268</b>	<b>474</b>	<b>449</b>

and dedication to hockey'...**2006-07:** Appeared in his ninth NHL season, his sixth with the New York Islanders...posted 40-29-69 points with a +1 rating and 34 PIM in 82 games...was the 11th Islander player to score 40-or-more goals in a season and the first since Zigmund Palffy scored 45 in 1997-98...set career highs in goals and points...ranked 10th in the NHL in goals...among team leaders, finished first in points, goals, GWG (7) and shots (305)...scored his 100th career NHL goal, Oct. 31 vs. CHI...registered a career-high eight-game point-streak (5-6-11), Nov. 18-Dec. 2...recorded his fifth career hat trick (3-0-3), Dec. 19 @ NYR...was the Islanders' lone representative at the 2007 NHL All-Star Game on Jan. 24 @ DAL, collecting 0-2-2 points...earned his sixth career hat trick (3-1-4), Feb. 27 vs. PHI...**2005-06:** Appeared in his eighth NHL season, his fifth with the Islanders...scored 28-29-57 points with 60 PIM in 76 games...among team leaders, ranked first in shots (304), second in goals and PPG (12), third in points and fourth in assists...collected his 200th career NHL point (goal), Feb. 11 @ NJ...played for Team USA at the 2006 Olympic Winter Games, going scoreless with two PIM in six games...**2004-05:** Played seven games for Lugano of the Swiss Elite League, notching 2-2-4 points with four PIM...**2003-04:** Appeared in his sixth NHL season, his fourth with the Islanders...registered 22-25-47 points with a +11 rating and 56 PIM in 75 games...finished tied for fourth in the NHL in SHG (4)...among team leaders, ranked first in goals, points, shots (243) and SHG...was sidelined for two games with a knee injury, Nov. 6-8...suffered a high ankle sprain on Mar. 25 @ PHI and missed the last five games of regular season and New York's first playoff game...earned 2-0-2 points with two

PIM in four playoff games...**2002-03:** Appeared in his fifth NHL season, his third with the Islanders...recorded 25-30-55 points with a career-best +16 rating and 58 PIM in 81 games...ranked second on the team in plus/minus (+16)...scored his first career hat trick (3-1-4), Jan. 11 vs. ATL...added 0-1-1 point and two PIM in five playoff games...**2001-02:** Appeared in his fourth NHL season, his second with the Islanders...posted 8-10-18 points with 36 PIM in 82 games...collected his first career playoff point (assist) in Game 3 of the CQF, Apr. 23 vs. TOR...**2000-01:** Split his third NHL season with Los Angeles and the New York Islanders, combining for 5-11-16 points with 34 PIM in 47 games...began the season with the Kings before being acquired by the Islanders in exchange for a conditional selection in the 2002 NHL Entry Draft, Jan. 3...scored his first goal as an Islander in his 100th career NHL game, Feb. 14 vs. PHI...**1999-00:** Appeared in his second NHL season with Los Angeles, collecting 5-18-23 points with +4 rating and 26 PIM in 64 games...made his Stanley Cup Playoffs debut in the Division Semifinal vs. DET, appearing in three games...**1998-99:** Made his NHL debut with Los Angeles on Apr. 18 vs. STL, scoring his first career NHL goal against Jamie McLennan in a 3-2 loss...began the season with the University of North Dakota (WCHA), scoring 28-41-69 points with 49 PIM in 38 games...was named WCHA Player of the Year and named to NCAA West first All-American team and WCHA first All-Star team...was a finalist for the Hobey Baker Award for the second time in his collegiate career...led the WCHA in goals and points...**Miscellaneous:** Has represented Team USA numerous times at the international level...played nine games for the U.S. at the 2009 World Championship, earning 1-3-4 points with four PIM...led his team with a +5 rating during the tournament...earned 1-1-2 points in seven games at the 2000 World Championship...at the 2004 World Cup of Hockey, collected one goal in four games for Team USA.




## PERSONAL:

Graduated from Moorhead High School (Moorhead, MN) in 1992...attended the University of North Dakota...favorite player growing up was Wayne Gretzky...has one older brother...he and wife Sara have three children: Lauren (10), Jackson (8) and Anna Belle (4)...the family resides in Eden Prairie, MN in the summer months...enjoys country music and cites Carrie Underwood as one of his favorite artists.

## REGULAR SEASON PLAYOFFS

Season	Team	League	REGULAR SEASON					PLAYOFFS					
			GP	G	A	Pts.	PIM	+/-	GP	G	A	Pts.	PIM
1998-99	North Dakota	WCHA	38	28	41	69	49	-	-	-	-	-	-
	Orlando	IHL	5	3	5	8	6	-	13	3	4	7	20
	LOS ANGELES	NHL	1	1	0	1	0	+1	-	-	-	-	-
1999-00	Long Beach	IHL	7	3	6	9	2	-	-	-	-	-	-
	LOS ANGELES	NHL	64	5	18	23	26	+4	3	0	0	0	0
2000-01	Lowell	AHL	2	0	1	1	2	-	-	-	-	-	-
	LOS ANGELES	NHL	17	1	3	4	10	-8	-	-	-	-	-
	NY ISLANDERS	NHL	30	4	8	12	24	-12	-	-	-	-	-
2001-02	NY ISLANDERS	NHL	82	8	10	18	36	-11	7	0	1	1	13
2002-03	NY ISLANDERS	NHL	81	25	30	55	58	+16	5	0	1	1	2
2003-04	NY ISLANDERS	NHL	75	22	25	47	56	+11	4	2	0	2	2
2004-05	Lugano	Swiss	7	2	2	4	4	-	-	-	-	-	-
2005-06	NY ISLANDERS	NHL	76	28	29	57	60	0	-	-	-	-	-
	United States	Olympics	6	0	0	0	2	-	-	-	-	-	-
2006-07	NY ISLANDERS	NHL	82	40	29	69	34	+1	5	1	2	3	2
2007-08	TORONTO	NHL	82	15	37	52	28	-4	-	-	-	-	-
2008-09	TORONTO	NHL	78	25	38	63	40	-2	-	-	-	-	-
2009-10	TORONTO	NHL	56	10	16	26	26	-4	-	-	-	-	-
	ANAHEIM	NHL	26	6	9	15	10	-6	-	-	-	-	-
	ANAHEIM	NHL	76	16	16	32	41	-5	6	3	1	4	0
NHL Totals			826	206	268	474	449	-19	30	6	5	11	19
Anaheim Totals			102	22	25	47	51	-11	6	3	1	4	0

# SHELDON BROOKBANK



**SHOOTS:** Right **HEIGHT:** 6-1 **WEIGHT:** 203 **AGE:** 31; turns 32 on Oct. 3, 2012  
**BORN:** Oct. 3, 1980; Lanigan, Saskatchewan **HOMETOWN:** Lanigan, Saskatchewan  
**ACQUIRED:** From New Jersey in exchange for David McIntyre, Feb. 3, 2009  
**DRAFTED:** Not drafted  
**2010-11 REAL TIME STATISTICS**  
**TOI/GM:** 13:19 **SHFT/GM:** 18.1 **FO% (FW/FL):** 0% (0/0)

## 2010-11:

Appeared in his fifth NHL season, his third with Anaheim... was scoreless with 63 PIM in 40 games... appeared in Anaheim's final 11 games of the season, posting an even plus/minus rating... registered a season-best 19:21 TOI in a 6-2 victory, Apr. 6 vs. SJ... reached 300 career PIM, Nov. 19 vs. CBJ... tied a career high with a +2 rating (12th time) in a 5-4 win, Nov. 7 vs. NSH... recorded a season-high four hits in his 100th game as a Duck, Oct. 15 vs. ATL... was charged with a season-high 12 PIM, Oct. 11 @ STL... made his season debut on opening night, recording five PIM in 15:58 TOI, Oct. 8 @ DET... missed one game with a right hamstring strain, Nov. 10 vs. NYI... **PLAYOFFS:** Appeared in four of Anaheim's six CQF games vs. NSH, going scoreless with 14 PIM.

## CAREER:

Signed a two-year extension with Anaheim through 2011-12, June 2, 2010... was acquired from New Jersey in exchange for David McIntyre, Feb. 3, 2009... was claimed on waivers by New Jersey from Columbus, Oct. 2, 2007... signed as a free agent with Columbus on July 1, 2007, but did not see any action with the team... signed as a free agent with Nashville, Aug. 4, 2005... originally signed as a free agent with Anaheim, July 21, 2003... **2009-10:** Appeared in his fourth NHL season, his second with

Anaheim... earned 0-9=9 points with a +10 rating and 114 PIM in 66 games... set career highs in points, assists, plus/minus, appearances, PIM and blocked shots (59)... ranked second on the team in plus/minus and PIM... recorded a +14 mark over his final 54 games after starting the season with a -4 through his first 12... compiled a career-high 26:51 TOI, Apr. 8 @ DAL... matched his career best with a pair of multi-point games, including Jan. 17 vs. CGY (0-2=2) and Jan. 3 @ CHI (0-2=2)... posted a career-high three-game point streak (0-3=3), Dec. 11-16... appeared in his 100th NHL game, Nov. 16 @ PIT... **2008-09:** Made his Stanley Cup Playoffs debut with Anaheim in his third NHL season (first with Anaheim)... appeared in 13 postseason contests... made his first NHL postseason appearance in Game 1 of the CQF, Apr. 16 @ SJ... during the 2008-09 regular season, played all of Anaheim's remaining 29 games following his acquisition from New Jersey... tied a then-career high with 44 appearances and set a personal best with 1-2=3 points and a +4 rating in his last 12 games... was a plus-or-even in 23 of his final 27 contests (+4)... scored his first career NHL goal (Roloson) in a 5-3 Ducks win, Mar. 31 @ EDM... picked up a then-career-high 12 PIM, Feb. 26 @ BOS... earned his first point as a Duck (assist), Feb. 18 vs. LA... made his Anaheim debut, Feb. 4 @ MIN... began

## NHL HIGHLIGHTS

### NHL Career Hat Tricks:

None

### NHL Career Multiple-Point Games:

3 (0 multiple-goal, 3 multiple-assist)

### NHL Career OT Goals:

None

### NHL Career Highs:

**Goals:** 1, Mar. 31, 2009 @ EDM

**Assists:** 2, three times (last: Jan. 17, 2010 vs. CGY; 0-2=2)

**Points:** 2, three times (last: Jan. 17, 2010 vs. CGY; 0-2=2)

**PIM:** 16, Apr. 9, 2010 @ STL

**TOI:** 26:51, Apr. 8, 2010 @ DAL

**Shots:** 4, two times (last: Feb. 23, 2008 w/NJ vs. NYI)

**Plus/Minus:** +2, 12 times (last: Nov. 7, 2010 vs. NSH)

**Goal Streak:** None

**Assist Streak:** Three games, Dec. 11-16, 2009 (0-3=3)

**Point Streak:** Three games, Dec. 11-16, 2009 (0-3=3)

**Penalty Shots:** None

### First NHL Game:

An assist in a 4-1 NSH loss, Feb. 6, 2007 @ PIT

### First NHL Goal:

A goal (Roloson) in a ANA 5-3 win, Mar. 31, 2009 @ EDM

### Milestone Achieved:

100th NHL game, Nov. 16, 2009 @ PIT

### Milestones Within Reach:

3 appearances to 200 NHL games

65 appearances to 200 games as a Duck

## BROOKBANK VS. THE NHL

Team	GP	G	A	Pts.	PIM
Anaheim	-	-	-	-	-
Boston	3	0	2	2	12
Buffalo	4	0	0	0	9
Calgary	8	0	2	2	10
Carolina	3	0	1	1	4
Chicago	5	0	2	2	4
Colorado	9	0	0	0	21
Columbus	7	0	1	1	22
Dallas	13	0	0	0	21
Detroit	9	0	2	2	9
Edmonton	7	1	1	2	8
Florida	3	0	0	0	0
Los Angeles	10	0	1	1	24
Minnesota	7	0	0	0	0
Montreal	3	0	0	0	0
Nashville	10	0	0	0	2
New Jersey	1	0	0	0	0
NY Islanders	9	0	1	1	11
NY Rangers	9	0	0	0	2
Ottawa	3	0	0	0	2
Philadelphia	7	0	1	1	21
Phoenix	8	0	1	1	20
Pittsburgh	9	0	1	1	8
San Jose	13	0	0	0	26
St. Louis	5	0	0	0	28
Tampa Bay	8	0	1	1	7
Toronto	5	0	1	1	9
Vancouver	8	0	1	1	31
Washington	6	0	2	2	10
Winnipeg	5	0	0	0	7
<b>NHL Totals</b>	<b>197</b>	<b>1</b>	<b>21</b>	<b>22</b>	<b>328</b>


# DEFENSEMAN 21

the season with New Jersey, going scoreless with 25 PIM in 15 games...**2007-08:** With New Jersey, played in a then-career high 44 games, including 18 of the last 23... finished with 0-8=8 points, including 0-5=5 points in his last 19 appearances...recorded points in back-to-back contests twice: Mar. 4-7 (0-2=2) and Dec. 5-7 (0-3=3)... set a career high in points and assists (0-2=2) in a 4-3 New Jersey win, Dec. 5 vs. BOS...made his season debut on Oct. 25 @ NYR and went on to appear in 16 straight games through Nov. 28...**2006-07:** Made his NHL debut with Nashville, collecting 0-1=1 point in three games... earned an assist in his first career NHL game, Feb. 6 @ PIT, a 4-1 Nashville loss...won the Eddie Shore Trophy as the AHL's outstanding defen-

seman...was named to the AHL's All-Star team and played in the league's All-Star Classic (1-1=2)...led all AHL defensemen in scoring...set career highs in goals (15), assists (38), points (53) and appearances (78)... posted 14 multi-point games, including a season-high three points on four occasions...recorded a season-best four-game point streak (2-4=6) with a +3 rating, Nov. 18-24...**2005-06:** Spent the entire season with Milwaukee (AHL)...set a career high with 232 PIM... helped lead Milwaukee to the 2006 Calder Cup Finals, scoring 1-8=9 points in 21 playoff games...**2004-05:** Spent his second consecutive season with Anaheim's AHL affiliate in Cincinnati...ranked third on the AHL Ducks in PIM (181)...**2003-04:** Signed as a free agent with Anaheim, July 21...played the entire season with Cincinnati...**2002-03:** Spent his first full AHL season with Grand Rapids, appearing in 69 games...**2001-02:** Began his professional career with Mississippi (ECHL) along with a six-game stint at Grand Rapids.

## PERSONAL:

Graduated from Lanigan High School (Saskatchewan) in 1998...he and wife, Lene, were married on July 18, 2009 and reside in Newport Beach during the season...the couple spent part of last summer at his family's cabin at Jackfish Lake in Saskatchewan and Cancun, Mexico...worked on a honeybee farm, extracting, moving, and loading boxes as one of his first jobs...lists his greatest hockey accomplishments as making it to the NHL and winning the Mac's World Invitational AAA Midget Hockey Tournament with the Saskatoon Contacts in 1997...enjoys cooking...participates in golf, softball and water sports during the off-season...favorite athlete outside of hockey is Roy Halladay...lists his favorite television show as "Tosh.0".



## REGULAR SEASON

## PLAYOFFS

Season	Team	League	GP	G	A	Pts.	PIM	+/-	GP	G	A	Pts.	PIM
2001-02	Mississippi	ECHL	62	8	21	29	137	-	10	1	4	5	26
	Grand Rapids	AHL	6	0	1	1	24	-	-	-	-	-	-
2002-03	Grand Rapids	AHL	69	2	11	13	136	-	15	1	3	4	28
2003-04	Cincinnati	AHL	74	2	9	11	216	-	9	0	2	2	20
2004-05	Cincinnati	AHL	60	1	11	12	181	-	11	0	0	0	40
2005-06	Milwaukee	AHL	73	9	26	35	232	+4	21	1	8	9	49
2006-07	Milwaukee	AHL	78	15	38	53	176	+4	4	0	0	0	6
	NASHVILLE	NHL	3	0	1	1	12	0	-	-	-	-	-
2007-08	Lowell	AHL	1	0	0	0	5	0	-	-	-	-	-
	NEW JERSEY	NHL	44	0	8	8	63	0	-	-	-	-	-
2008-09	NEW JERSEY	NHL	15	0	0	0	25	+1	-	-	-	-	-
	ANAHEIM	NHL	29	1	3	4	51	+3	13	0	0	0	18
2009-10	ANAHEIM	NHL	66	0	9	9	114	+10	-	-	-	-	-
2010-11	ANAHEIM	NHL	40	0	0	0	63	-8	4	0	0	0	14
NHL Totals			197	1	21	22	328	+6	17	0	0	0	32
Anaheim Totals			135	1	12	13	228	+5	17	0	0	0	32





# ANDREW COGLIANO

**SHOOTS:** Left **HEIGHT:** 5-10 **WEIGHT:** 180 **AGE:** 24; turns 25 on June 14, 2012  
**BORN:** June 14, 1987; Toronto, Ontario **HOMETOWN:** Woodbridge, Ontario  
**ACQUIRED:** From Edmonton in exchange for a second-round selection in the 2013 NHL Entry Draft, July 12, 2011  
**DRAFTED:** By Edmonton in the first round (25th overall) of the 2005 NHL Entry Draft  
**2010-11 REAL TIME STATISTICS**  
**TOI/GM:** 17:15 **SHFT/GM:** 24.2 **FO% (FW/FL):** 41.6% (461/647)

## 2010-11:

Appeared in his fourth NHL season with Edmonton, recording 11-24=35 points with 64 PIM in 82 games... was the only Oiler to appear in all 82 contests, stretching his iron man streak to a current 328 games... had eight multiple-point games on the season (four multi-assist)... among team leaders, ranked first in faceoff wins (461) and shorthanded points (3)... ranked fifth in assists and third in GWG (3)... recorded a career-high 23:47 TOI, Apr. 8 vs. MIN... earned a season-tying 0-2=2 points for his eighth multi-point game of the season, Apr. 2 @ VAN... appeared in his 300th NHL game, Feb. 9 vs. CHI... tallied his third GWG and collected an assist, Feb. 7 @ NSH... scored a goal in consecutive games (2-0=2), Jan. 13-15... recorded two assists (0-2=2), Jan. 6 vs. NYI... recorded his second multi-point game of the season (1-1=2), including the GWG, Nov. 29 @ OTT... recorded a career-high 17 PIM, Nov. 19 vs. PHX... tallied two assists for his first multi-point game of the season (0-2=2), Nov. 2 vs. VAN... scored his first goal (GWG) of the season, Oct. 29 @ CHI.

## CAREER:

Signed a three-year contract with Anaheim through 2013-14, July 19, 2011... has appeared in all 82 regular season contests in each of his four NHL seasons,

beginning with his debut in 2007-08... **2009-10:** Appeared in all 82 games (one of three Oilers to do so), collecting 10-18=28 points with 31 PIM... had five multi-point games... recorded 15 of his 28 points (5-10=15, 21 games) in the last two months of the season (Mar. 2-Apr. 11)... appeared in his 200th career NHL game, Dec. 21 vs. STL... scored 1-1=2 points, including the 100th point of his career (assist), Mar. 13 @ TOR... **2008-09:** Appeared in all 82 games for his second consecutive year while collecting 18-20=38 points with 22 PIM... played his 100th career NHL game, Nov. 17 @ DET... had back-to-back multiple-point games, scoring 1-1=2 in each contest: Dec. 3 vs. DAL and Dec. 5 @ LA... matched his career high with three assists (0-3=3), Jan. 18 vs. PHX... won the Fastest Skater competition at the NHL SuperSkills (Jan. 24 in Montreal) in 14.31 seconds... scored his 18th goal of the season to tie his single-season career high set as a rookie, Mar. 31 vs. ANA... **2007-08:** Was one of five Oilers to skate in all 82 games, scoring 18-27=45 points with 20 PIM in his rookie season... scored points in 36 of his 82 games and was plus-or-even in 59 of his 82 contests... was co-winner of the Top First Year Oiler Award with Sam Gagner... finished fifth on the Oilers scoring list and was sixth among NHL rookies... led

## NHL HIGHLIGHTS

### NHL Career Hat Tricks:

None

### NHL Career Multiple-Point Games:

30 (2 multiple-goal, 10 multiple-assist)

### NHL Career OT Goals:

3, last: Mar. 11, 2008 vs. STL (4-3)

### NHL Career Highs:

**Goals:** 2, two times (last: Mar. 24, 2008 w/EDM vs. MIN)

**Assists:** 3, Jan. 18, 2009 w/EDM vs. PHX

**Points:** 3, Jan. 18, 2009 w/EDM vs. PHX (0-3=3)

**PIM:** 17, Nov. 19, 2011 w/EDM vs. PHX

**TOI:** 23:47, Apr. 8, 2010 w/EDM vs. MIN

**Shots:** 6, Dec. 11, 2009 w/EDM @ STL

**Plus/Minus:** +3, Nov. 18, 2008 w/EDM @ CBJ

**Goal Streak:** Three games, Mar. 7-11, 2008 (4-0=4)

**Assist Streak:** Three games, two times (last: Feb. 26-Mar. 2, 2008; 2-3=5)

**Point Streak:** Four games, two times (last: Jan. 3-9, 2009; 2-2=4)

**Penalty Shots:** 0-for-1, Mar. 17, 2011 w/EDM vs. PHX (no goal vs. Bryzgalov)

### First NHL Game:

In a 3-2 EDM win, Oct. 4, 2007 vs. SJ

### First NHL Point:

An assist in a 3-2 EDM win, Oct. 4, 2007 vs. SJ

### First NHL Goal:

A goal (Hasek) in a 4-2 EDM loss, Oct. 8, 2007 @ DET

### Milestones Achieved:

300th NHL game, Feb. 9, 2011 vs. CHI

100th NHL point, Mar. 13, 2010 @ TOR

### Milestones Within Reach:

11 assists to 100 NHL assists

54 points to 200 NHL points

72 appearances to 400 NHL games

## COGLIANO VS. THE NHL

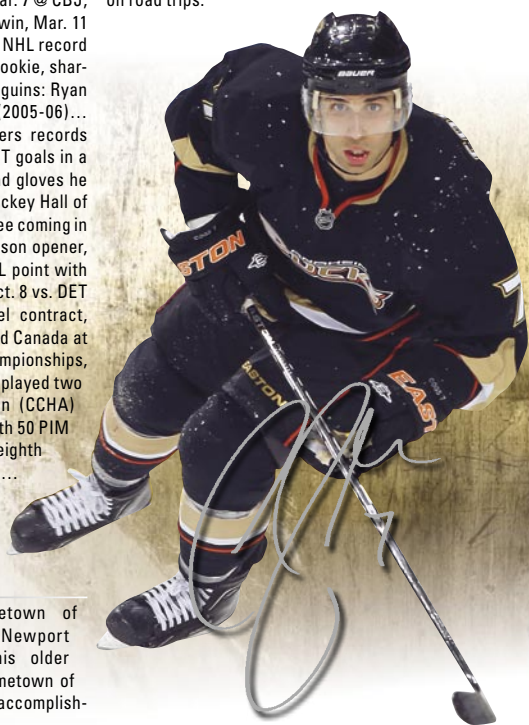
Team	GP	G	A	Pts.	PIM
Anaheim	16	3	4	7	0
Boston	3	0	0	0	5
Buffalo	3	0	0	0	0
Calgary	26	3	7	10	13
Carolina	4	1	2	3	2
Chicago	16	5	2	7	12
Colorado	26	6	10	16	4
Columbus	16	6	4	10	8
Dallas	16	2	4	6	0
Detroit	16	3	3	6	10
Edmonton	-	-	-	-	-
Florida	4	0	0	0	4
Los Angeles	16	3	2	5	8
Minnesota	26	3	4	7	14
Montreal	6	3	2	5	2
Nashville	16	5	5	10	0
New Jersey	4	0	1	1	2
NY Islanders	4	1	3	4	0
NY Rangers	4	0	0	0	4
Ottawa	6	2	1	3	4
Philadelphia	4	0	1	1	0
Phoenix	16	1	9	10	23
Pittsburgh	4	1	1	2	0
San Jose	16	1	4	5	4
St. Louis	16	2	3	5	2
Tampa Bay	4	2	3	5	0
Toronto	6	1	2	3	6
Vancouver	26	2	10	12	10
Washington	4	1	0	1	0
Winnipeg	4	0	2	2	0
<b>NHL Totals</b>	<b>328</b>	<b>57</b>	<b>89</b>	<b>146</b>	<b>137</b>

all NHL rookies in SHG (2), shorthanded points (3), and shooting percentage (18.4)...also ranked sixth in points (45), fourth in goals (18), eighth in assists (27)... his 18.4% ranked fourth in NHL...his 45-point season was the sixth-most points scored by an Oilers rookie... fell two goals shy of becoming only the fifth rookie in Oilers history and the first since Jason Arnott (33 in 1993-94) to score 20-or-more goals in a season... became the first player in NHL history to score the GWG in OT in three consecutive games, netting the deciding goal in Edmonton's 2-1 OT win, Mar. 7 @ CBJ; a 6-5 OT win, Mar. 9 @ CHI; and a 4-3 OT win, Mar. 11 vs. STL...with his three OT goals, tied the NHL record for most OT goals in a season by an NHL rookie, sharing the mark with a pair of Pittsburgh Penguins: Ryan Malone (2003-04) and Sidney Crosby (2005-06)... the three OT goals also established Oilers records for most OT goals in a season and most OT goals in a season by a rookie...donated the stick and gloves he used in the record-setting game to the Hockey Hall of Fame...led the Oilers in GWG with five, three coming in overtime...made his NHL debut in the season opener, Oct. 4 vs. S.J, scoring his first-career NHL point with an assist...scored his first-career goal, Oct. 8 vs. DET (Hasek)...signed a three-year entry-level contract, May 2, 2007...**Miscellaneous:** Represented Canada at the 2006 and 2007 IIHF World Junior Championships, capturing the gold medal at both events...played two seasons with the University of Michigan (CCHA) from 2005-07...scored 36-42=78 points with 50 PIM in 77 games with the Wolverines...ranked eighth in NCAA in points and seventh in goals... named to CCHA All-Rookie team in 2005-06 and was All-CCHA honorable mention in 2006-07.

## PERSONAL:

Spends the offseason in his hometown of Woodbridge, Ontario...resides in Newport Beach during the hockey season...his older brother, Matthew, is a teacher in his hometown of Woodbridge...lists his greatest hockey accomplish-

ments as representing his country and winning two World Junior Championships...says Joe Sakic was his favorite player growing up...cites City and Colour, Pearl Jam and Bob Dylan as his favorite artists... lists The Cannery in Newport Beach as his favorite local restaurant...says sushi and pizza are his favorite meals...enjoys surfing, a recent hobby he has taken up...says "Entourage," "Big Brother" and "SportsCenter" are his favorite television shows... enjoys returning home to Toronto and visiting Chicago on road trips.



## REGULAR SEASON      PLAYOFFS

Season	Team	League	GP	G	A	Pts.	PIM	+/-	GP	G	A	Pts.	PIM
2005-06	U. of Michigan	CCHA	39	12	16	28	38	-	-	-	-	-	-
2006-07	U. of Michigan	CCHA	38	24	26	50	12	-	-	-	-	-	-
2007-08	EDMONTON	NHL	82	18	27	45	20	+1	-	-	-	-	-
2008-09	EDMONTON	NHL	82	18	20	38	22	-6	-	-	-	-	-
2009-10	EDMONTON	NHL	82	10	18	28	31	-5	-	-	-	-	-
2010-11	EDMONTON	NHL	82	11	24	35	64	-12	-	-	-	-	-
NHL Totals			328	57	89	146	137	-22	-	-	-	-	-



# DAN ELLIS

**CATCHES:** Left **HEIGHT:** 6-1 **WEIGHT:** 194 **AGE:** 31; turns 32 on June 19, 2012  
**BORN:** June 19, 1980; Saskatoon, Saskatchewan **HOMETOWN:** Orangeville, Ontario  
**ACQUIRED:** From Tampa Bay in exchange for Curtis McElhinney, Feb. 24, 2011  
**DRAFTED:** By Dallas in the second round (60th overall) of the 2000 NHL Entry Draft

## 2010-11:

Appeared in his fourth full NHL season, split with Anaheim and Tampa Bay...in 44 overall games, combined for a 21-10-7 record with two shutouts, a 2.77 GAA and .898 SV%...started Anaheim's final two regular season games against LA, stopping 66-of-68 shots (.971 SV%) for consecutive victories to help clinch a playoff berth on Apr. 8 and fourth-place in the Western Conference on Apr. 9...set season highs in both saves (43) and shots faced (44) in a 3-1 victory, Apr. 9 @ LA... over his final 17 games with Anaheim and Tampa Bay, stopped 416-of-452 shots for a .920 SV%, 2.23 GAA (36 GA/968 MIN) and 10-3-2 record...won his first game as a Duck on Feb. 27 vs. COL, turning away 22-of-24 shots in a 3-2 win...stopped 28-of-31 shots in his Anaheim debut, Feb. 25 vs. MIN...in 31 games with Tampa Bay, went 13-7-6 with a 2.93 GAA and .889 SV%...at the time of the trade, led the Lightning in wins and games played... in his final 11 appearances with Tampa Bay, posted a 5-2-2 record with a 2.44 GAA and .910 SV%...compiled a season best shutout streak of 121:13 from Oct. 24-Nov. 3...**PLAYOFFS:** Made his second postseason appearance, his first with Anaheim, in the club's CQF series vs. NSH...appeared in Game 1, stopping 20-of-24 shots in 40:56 TOI.

## CAREER:

Signed a two-year contract with Tampa Bay through 2011-12, July 1, 2010...**2009-10:** Appeared in 31 games with Nashville, posting a 15-13-1 record that was the second-best mark of his career...recorded a .909 save percentage and a 2.69 GAA, also good for the second-best totals of his career...allowed just 77 goals, a career low...moved into a tie for third place on the Predators all-time franchise list with his 10th career shutout (22 saves), Jan. 15 @ CGY...posted a three-game win streak from Dec. 14-19, stopping 78-of-85 shots...was 4-2-0 from the start of Feb. until the end of the regular season, allowing just one goal in two of the wins...posted a combined undefeated regulation record of 5-0-1 against Southeast (3-0-1) and Atlantic Division (2-0-0) opponents... won four of his last six road starts of the season, going 4-2-0...stopped 8-of-10 shooters in two shootout appearances (.800 SV%), which ranked sixth among all NHL goaltenders who faced at least 10 attempts...held a shutout streak of 143:42 from Jan. 11-18, his longest of the season...**2008-09:** Appeared in his second full NHL season with Nashville, going 11-19-4 with a 2.93 GAA and .900 SV% in 35 games... posted a 1.98 GAA and a .937 SV% in Dec...notched

## NHL HIGHLIGHTS

### Saves:

54, Nov. 11, 2008 w/NSH @ SJ

### Shots Faced:

57, Nov. 11, 2008 w/NSH @ SJ (54-57)

### Goals Against:

6, three times (last: Mar. 11, 2010 w/NSH @ SJ)

### Winning Streak:

Six games, Oct. 25-Dec. 1, 2007

### Losing Streak:

Four games, six times (last: Oct. 14-24, 2009)

### Shutout Sequence:

233:39, Mar. 22-30, 2008 (spanning four games)

### Consecutive Games

Played: 11, Mar. 11-Apr. 3, 2008

### Consecutive Starts:

11, Mar. 11-Apr. 3, 2008

### Penalty Shots:

Stopped 2-of-5, last: Nov. 27, 2010 w/TB vs. FLA (Dvorak-goal)

### Career Shootout Statistics:

7-8 record (36-for-54, 66.7%)

### First NHL Game:

In a 4-3 DAL win, Feb. 18, 2004 @ LA

### First NHL Win:

In a 4-3 DAL win, Feb. 18, 2004 @ LA

### First NHL Shutout:

In a 3-0 NSH win, Oct. 25, 2007 vs. ATL

## ELLIS VS. THE NHL

Team	GP	MIN	W-L-OT	SO	GA	GAA
Anaheim	3	184	1-1-1	0	11	3.59
Boston	3	137	0-2-0	0	10	4.38
Buffalo	1	25	0-0-0	0	3	7.20
Calgary	10	531	4-5-0	1	25	2.82
Carolina	2	119	2-0-0	0	3	1.51
Chicago	10	550	3-4-1	0	23	2.51
Colorado	6	358	5-1-0	1	12	2.01
Columbus	7	408	5-1-1	2	10	1.47
Dallas	10	534	6-4-0	2	22	2.47
Detroit	9	505	3-4-1	0	23	2.73
Edmonton	8	430	5-1-1	0	18	2.51
Florida	7	391	4-1-2	0	15	2.30
Los Angeles	9	509	7-1-0	0	19	2.24
Minnesota	8	426	2-4-1	1	23	3.24
Montreal	1	50	1-0-0	0	2	2.40
Nashville	2	105	0-2-0	0	6	3.43
New Jersey	2	103	0-1-0	0	5	2.91
NY Islanders	3	185	1-0-2	0	7	2.27
NY Rangers	4	243	3-1-0	0	10	2.47
Ottawa	1	60	1-0-0	0	5	5.00
Philadelphia	2	76	1-0-0	0	6	4.74
Phoenix	6	341	3-3-0	1	15	2.64
Pittsburgh	4	169	2-0-0	0	8	2.84
San Jose	6	323	1-4-0	0	20	3.72
St. Louis	7	347	3-1-1	1	14	2.42
Tampa Bay	2	121	0-1-1	0	6	2.98
Toronto	3	171	2-1-0	1	4	1.40
Vancouver	9	484	3-6-0	1	26	3.22
Washington	6	296	0-2-3	0	17	3.45
Winnipeg	4	192	3-1-0	1	6	1.88
<b>NHL Totals</b>	<b>155</b>	<b>8,376</b>	<b>71-52-15</b>	<b>12</b>	<b>374</b>	<b>2.88</b>



# GOALTENDER 38

two shutouts in a five-game span from Nov. 25-Dec. 13...named the NHL's Third Star of the Week for the period ending Nov. 16 after going 3-0-0 @ SJ, ANA and LA from Nov. 11-15...stopped 119-of-126 shots during that span...made a franchise-record 54 saves in a 4-3 OT win, Nov. 11 @ SJ...started 19 of the team's first 21 games of the season...**2007-08:** Made his Stanley Cup Playoffs debut in 2008, leading the NHL with a .938 SV%...played in all six games of the club's CQF series vs. DET, his first six career postseason contests...stopped 52-of 54 shots in Game 5, setting a franchise record for saves in a playoff game...led the NHL with a .924 SV% in his first full season in the league...tied for third in the NHL in shutouts (6)...compiled an 11-3-3 record in one-goal games and an 18-1-0 mark when receiving three or more goals in offensive support...named the NHL's Second Star of the Week on Mar. 30 after posting a 2-0-1 record with a 0.33 GAA, .991 SV% and two shutouts...set a franchise record with a 233:48 shutout streak (147 saves) from Mar. 22 vs. CHI until Mar. 30 vs. DET...the streak ranked fifth-best in the NHL's modern era at the time...is one of four players in NHL history to win at least seven consecutive games to start a career along with Bob Froese (8) and Ray Emery (9)...posted a shutout in his first start as a Predator, stopping 20 shots in a 3-0 victory Oct. 25 vs. ATL...signed a two-year contract with Nashville, June 23...**2006-07:** Ranked third in the AHL in minutes played (3,194) and fourth in wins (30) with Iowa...ranked 12th in the AHL with a .912 save percentage...**2005-06:** Earned the first win in Iowa Stars history, a 7-2 decision, Oct. 16 vs. San Antonio...**2003-04:** Made his NHL debut with Dallas on Feb. 18 @ LA, stopping 25-of-28 shots in his first NHL win...named the Most Valuable Player of the ECHL playoffs and the MVP of the Kelly Cup Finals after leading Idaho to a league championship in 2004 with a 13-3 record and a 1.86 GAA...**Miscellaneous:** Played three seasons at the University of Nebraska-Omaha (CCHA), ranking among the school's leaders in games played (118), games started (117),

wins (53), shutouts (7) and saves (3,125)...named to the CCHA Second All-Star team in 2001-02...named the USHL Goaltender of the Year, Player of the Year and a First-Team All-Star after leading the USHL in wins (34), minutes played (3,274), shutouts (11) and GAA (2.25) with Omaha in 1999-00.

## PERSONAL:

Dan and his wife, Katie, reside in Omaha, NE during the offseason...they have two children: Kaden (3) and Kayleigh (1)...lists drawing and painting as things he can do well...says he designs a lot of his own goalie masks...does charity work for Teen Ranch, a Christian hockey school near his hometown that was influential in his development as a player and a person...lists Sharkeez as his favorite OC restaurant...Coldplay and Dave Matthews Band are his favorite musical artists...lists winning the ECHL's Kelly Cup in his first professional season as his most memorable hockey moment...his favorite NHL city to visit is Toronto, where his family resides.



## REGULAR SEASON      PLAYOFFS

Season	Team	League	GP	MIN	GA	SO	GAA	SV%	W-L-OT	GP	MIN	GA	SO	GAA	W-L
2003-04	Utah	AHL	20	1130	55	2	2.92	.909	5-14-0	-	-	-	-	-	-
	Idaho	ECHL	23	1334	57	2	2.56	.909	13-8-1	16	966	30	3	1.86	13-3
	<b>DALLAS</b>	<b>NHL</b>	<b>1</b>	<b>60</b>	<b>3</b>	<b>0</b>	<b>3.00</b>	<b>.893</b>	<b>1-0-0</b>	-	-	-	-	-	-
2004-05	Hamilton	AHL	31	1774	82	1	2.77	.908	10-19-0	-	-	-	-	-	-
2005-06	Iowa	AHL	34	1857	86	1	2.78	.911	16-13-1	-	-	-	-	-	-
2006-07	Iowa	AHL	55	3194	148	4	2.78	.894	30-21-1	12	679	35	0	3.09	6-6
2007-08	<b>NASHVILLE</b>	<b>NHL</b>	<b>44</b>	<b>2229</b>	<b>87</b>	<b>6</b>	<b>2.34</b>	<b>.924</b>	<b>23-10-3</b>	<b>6</b>	<b>357</b>	<b>15</b>	<b>0</b>	<b>2.52</b>	<b>2-4</b>
2008-09	<b>NASHVILLE</b>	<b>NHL</b>	<b>35</b>	<b>1965</b>	<b>96</b>	<b>3</b>	<b>2.93</b>	<b>.900</b>	<b>11-19-4</b>	-	-	-	-	-	-
2009-10	<b>NASHVILLE</b>	<b>NHL</b>	<b>31</b>	<b>1715</b>	<b>77</b>	<b>1</b>	<b>2.69</b>	<b>.909</b>	<b>15-13-1</b>	-	-	-	-	-	-
2010-11	<b>TAMPA BAY</b>	<b>NHL</b>	<b>31</b>	<b>1679</b>	<b>82</b>	<b>2</b>	<b>2.93</b>	<b>.889</b>	<b>13-7-6</b>	-	-	-	-	-	-
	<b>ANAHEIM</b>	<b>NHL</b>	<b>13</b>	<b>729</b>	<b>29</b>	<b>0</b>	<b>2.39</b>	<b>.917</b>	<b>8-3-1</b>	-	-	-	-	-	-
<b>NHL Totals</b>			<b>155</b>	<b>8376</b>	<b>374</b>	<b>12</b>	<b>2.68</b>	<b>.908</b>	<b>71-52-15</b>	<b>6</b>	<b>357</b>	<b>15</b>	<b>0</b>	<b>2.52</b>	<b>2-4</b>





# KURTIS FOSTER

**SHOOTS:** Right **HEIGHT:** 6-5 **WEIGHT:** 221 **AGE:** 29; turns 30 on Nov. 14, 2011  
**BORN:** Nov. 14, 1981; Carp, Ontario **HOMETOWN:** Carp, Ontario  
**ACQUIRED:** From Edmonton in exchange for Andy Sutton, July 1, 2011  
**DRAFTED:** By Calgary in the second round (40th overall) of the 2000 NHL Entry Draft  
**2010-11 REAL TIME STATISTICS**  
**TOI/GM:** 17:39 **SHFT/GM:** 23.8 **FO% (FW/FL):** 0% (0/0)

## 2010-11:

Appeared in his eighth NHL season, his first with Edmonton...scored 8-14=22 points with 45 PIM in 74 contests...among Oilers defencemen, ranked third in scoring and first in goals...his five PPG ranked tied for second among all Edmonton skaters...had four multi-point games on the season (one multi-assist)...collected 3-3=6 points in his final seven games of the regular season...in the club's regular season finale, scored 1-1=2 points, including a PPG, Apr. 10 @ COL...also registered a multi-point game (1-1=2), Apr. 2 @ VAN...had a season-high three-game point streak (2-1=3), Feb. 19-23...also had a career-tying two-game goal streak (2-0=2), Feb. 22-23...collected his 100th NHL assist, Feb. 12 vs. OTT...recorded his first multi-point game of the season (0-2=2) and had a +3 rating on Oct. 29 @ CHI...scored his first goal of the season, Oct. 26 @ CGY.

## CAREER:

Signed a two-year contract with Edmonton through 2011-12, July 1, 2010...**2009-10:** Appeared in his seventh NHL season, his first with Tampa Bay...recorded 8-34=42 points with 48 PIM in 71 contests...among team leaders, ranked fourth in points (42) and assists (34), and fifth in shots (164)...led Lightning defenceman in points, goals, assists, and shots...scored a career-high two goals, Nov. 27 vs. NYR...recorded his 100th career point, Jan. 27 vs. MTL...**2008-**

**09:** Appeared in his sixth NHL season, his fourth with Minnesota...recorded 1-5=6 points with a +7 rating in 10 games...missed most of the season while recovering from a fractured left femur suffered during the 2007-08 season...finished the season on a career-tying three-game scoring streak (1-4=6) with a +6 rating...registered 1-1=2 points with a +3 rating and 19:45 TOI, Apr. 11 @ CBJ...played in six games with Houston (AHL), recording 1-5=6 points...**2007-08:** In his fifth NHL season, recorded 7-12=19 with 37 PIM in 56 games...collected 10 PPP (3-7=10), two GWG and three multi-point games...missed 16 games due to injury...sat out two games with a sore back (Mar. 4-6)...missed four games due to hair-line fracture of bone above eye, Nov. 28-Dec. 5...missed the final eight games of regular season after suffering season-ending fractured left femur, Mar. 19 @ SJS...tallied a season-high two assists, Feb. 27 @ TB...missed the first two games of season with a groin injury, Oct. 4-6...**2006-07:** Made his Stanley Cup Playoffs debut with Minnesota in 2007...collected an assist in Game 2 of the CQF, Apr. 13 @ ANA...made NHL playoff debut collecting 0-1=1 points, Apr. 11 @ ANA...led Wild defencemen with 20 assists, including a franchise-record-tying 13 power play assists and ranked second in points (23)...set the Wild single-season record with 14 assists at home by a defenceman...established a career high for assists...

## NHL HIGHLIGHTS

### NHL Career Hat Tricks:

None

### NHL Career Multiple-Point Games:

31 (2 multiple-goal, 15 multiple-assist)

### NHL Career OT Goals:

1, Dec. 17, 2005 w/MIN vs. MTL (4-3)

### NHL Career Highs:

**Goals:** 2, two times (last: Nov. 27, 2009 w/TB vs. NYR)

**Assists:** 3, Dec. 29, 2006 w/MIN vs. CBJ

**Points:** 3, Dec. 29, 2006 w/MIN vs. CBJ (0-3=3)

**PIM:** 9, Jan. 11, 2011 w/EDM @ DAL

**TOI:** 26:24, Apr. 10, 2010 w/TB vs. FLA

**Shots:** 10, Dec. 30, 2010 w/EDM vs. COL

**Plus/Minus:** +3, four times (last: Oct. 29, 2010 w/EDM @ CHI)

**Goal Streak:** Two games, two times (last: Feb. 22-23, 2011; 2-0=2)

**Assist Streak:** Four games, two times (last: Mar. 23-31, 2010; 0-4=4)

**Point Streak:** Four games, three times (last: Nov. 5-11, 2010; 1-3=4)

**Penalty Shots:** None

### First NHL Game:

In a 4-3 ATL win, Mar. 31, 2003 @ NYR

### First NHL Point:

An assist in a 5-4 ATL loss, Feb. 3, 2004 @ BOS

### First NHL Goal:

A goal (Vokoun) in a 4-2 MIN win, Nov. 19, 2005 vs. NSH

### Milestones Achieved:

300th NHL game, Jan. 20, 2011 w/EDM vs. DAL

100th NHL assist, Feb. 12, 2011 w/EDM vs. OTT

100th NHL point, Jan. 27, 2010 w/TB vs. MTL

### Milestones Within Reach:

59 points to 200 NHL points

69 appearances to 400 NHL games

## FOSTER VS. THE NHL

Team	GP	G	A	Pts.	PIM
Anaheim	14	0	5	5	26
Boston	8	0	7	7	2
Buffalo	6	0	0	0	2
Calgary	23	3	4	7	21
Carolina	6	0	5	5	8
Chicago	11	2	5	7	2
Colorado	28	3	10	13	20
Columbus	12	2	5	7	10
Dallas	14	0	2	2	17
Detroit	14	0	2	2	6
Edmonton	20	4	6	10	12
Florida	7	0	2	2	8
Los Angeles	15	1	3	4	10
Minnesota	5	1	1	2	4
Montreal	8	3	2	5	2
Nashville	16	4	6	10	20
New Jersey	5	0	2	2	2
NY Islanders	6	1	5	6	12
NY Rangers	8	2	0	2	4
Ottawa	7	0	2	2	6
Philadelphia	6	0	1	1	0
Phoenix	13	0	4	4	10
Pittsburgh	7	0	2	2	4
San Jose	13	1	2	3	12
St. Louis	12	2	3	5	4
Tampa Bay	4	0	2	2	2
Toronto	7	3	2	5	0
Vancouver	18	3	4	7	10
Washington	9	1	5	6	6
Winnipeg	9	1	5	6	6
<b>NHL Totals</b>	<b>331</b>	<b>37</b>	<b>104</b>	<b>141</b>	<b>248</b>

# DEFENSEMAN 6

missed 18 games due to injury...collected six power play assists during a career-tying three-game point streak (0-6=6), Dec. 29-Jan. 2...missed nine games due to a lower-body injury, Jan. 20-Feb. 10...recorded a career-high three points (0-3=3), Dec. 29 vs. CBJ...missed nine games (Dec. 1-19) with a throat injury, suffered Nov. 29 vs. SJ...tied a franchise record for defensemen with seven shots, Nov. @ OTT...**2005-06:** Appeared in 58 contests, recording 10-18=28 points with 60 PIM...led all Minnesota defensemen in points (28) and goals (10) in his rookie season...established a franchise record for goals scored at home by a defenseman (9) and tied the club record for goals scored at home by a rookie...ranked eighth in the league in points among rookie defensemen and tied for second in goals...scored his ninth goal of the season, Mar.14 vs. EDM, establishing a team record for goals at home by a Wild defenseman...registered a season-high three-game point streak from Jan. 18-22, collecting 2-3=5 points...tallied the GWG in OT, Dec. 17 vs. MTL...earned the first two-assist game of his career, Dec. 15 vs. BOS...tallied 3-1=4 points in his first three games with the Wild...scored twice in his Minnesota debut, including the game-winner, for the first two goals of his career, Nov. 19 vs. NSH...became the seventh player in team history to score a goal in his first game in a Wild sweater, and the first Wild player to collect two goals in his first game with the team...**2004-05:** Appeared 78 games with Cincinnati (AHL), recording 17-25=42 points...tied for first on team with a +16 rating and fourth in scoring...led team defensemen in goals, assists and points...his 17 goals ranked second among AHL defensemen and his eight PPG ranked tied for third...**2003-04:** Tallied 11-19=30 points with 95 PIM in 67 games with Chicago (AHL)...also appeared in three NHL contests with Atlanta and recorded one assist...**2002-03:** Made NHL debut with Atlanta, appearing in two games...recorded 15-27=42 points with 159 PIM in 75 games with Chicago during his second full season in the AHL.

## PERSONAL:

Kurtis and his wife, Stephanie, reside in Peterborough, Ontario in the offseason...the couple has one son, Jackson...his hobbies include golf and baseball...says his most memorable moment away from the rink was getting married...lists his dad as the person who most inspired his hockey career...names Michael Jordan as the one person he would most like to meet...lists Nickelback and Kid Rock as artists he listens to...lists "Seinfeld" as his favorite television show and "Wedding Crashers" as his favorite movie...his favorite food is pizza.



## REGULAR SEASON

## PLAYOFFS

Season	Team	League	GP	G	A	Pts.	PIM	+/-	GP	G	A	Pts.	PIM
1997-98	Peterborough	OHL	39	1	1	2	45	-4	4	0	0	0	2
1998-99	Peterborough	OHL	54	2	13	15	55	-7	5	0	0	0	6
1999-00	Peterborough	OHL	68	6	18	24	116	+2	5	1	2	3	4
2000-01	Peterborough	OHL	62	17	24	41	78	+19	7	1	1	2	10
2001-02	Chicago	AHL	39	6	9	15	59	-	14	1	1	2	21
	Peterborough	OHL	33	10	4	14	58	+2	-	-	-	-	-
<b>2002-03</b>	<b>ATLANTA</b>	<b>NHL</b>	<b>2</b>	<b>0</b>	<b>0</b>	<b>0</b>	<b>0</b>	<b>-2</b>	-	-	-	-	-
	Chicago	AHL	75	15	27	42	159	-15	9	1	3	4	14
<b>2003-04</b>	Chicago	AHL	67	11	19	30	95	-2	10	0	3	3	12
	<b>ATLANTA</b>	<b>NHL</b>	<b>3</b>	<b>0</b>	<b>1</b>	<b>1</b>	<b>0</b>	<b>0</b>	-	-	-	-	-
2004-05	Cincinnati	AHL	78	17	25	42	71	+16	9	2	3	5	28
<b>2005-06</b>	Houston	AHL	19	4	11	15	32	+2	-	-	-	-	-
	<b>MINNESOTA</b>	<b>NHL</b>	<b>58</b>	<b>10</b>	<b>18</b>	<b>28</b>	<b>60</b>	<b>-3</b>	-	-	-	-	-
<b>2006-07</b>	<b>MINNESOTA</b>	<b>NHL</b>	<b>57</b>	<b>3</b>	<b>20</b>	<b>23</b>	<b>52</b>	<b>-3</b>	<b>3</b>	<b>0</b>	<b>2</b>	<b>2</b>	<b>0</b>
<b>2007-08</b>	<b>MINNESOTA</b>	<b>NHL</b>	<b>56</b>	<b>7</b>	<b>12</b>	<b>19</b>	<b>37</b>	<b>0</b>	-	-	-	-	-
<b>2008-09</b>	<b>MINNESOTA</b>	<b>NHL</b>	<b>10</b>	<b>1</b>	<b>5</b>	<b>6</b>	<b>6</b>	<b>+7</b>	-	-	-	-	-
	Houston	AHL	6	1	5	6	6	0	-	-	-	-	-
<b>2009-10</b>	<b>TAMPA BAY</b>	<b>NHL</b>	<b>71</b>	<b>8</b>	<b>34</b>	<b>42</b>	<b>48</b>	<b>-5</b>	-	-	-	-	-
<b>2010-11</b>	<b>EDMONTON</b>	<b>NHL</b>	<b>74</b>	<b>8</b>	<b>14</b>	<b>22</b>	<b>45</b>	<b>-12</b>	-	-	-	-	-
<b>NHL Totals</b>			<b>331</b>	<b>37</b>	<b>104</b>	<b>141</b>	<b>248</b>	<b>-18</b>	<b>3</b>	<b>0</b>	<b>2</b>	<b>2</b>	<b>0</b>



# CAM FOWLER

**SHOOTS:** Left **HEIGHT:** 6-1 **WEIGHT:** 205 **AGE:** 19; turns 20 on Dec. 5, 2011  
**BORN:** Dec. 5, 1991; Windsor, Ontario **HOMETOWN:** Farmington Hills, Michigan  
**DRAFTED:** By Anaheim in the first round (12th overall) of the 2010 NHL Entry Draft  
**2010-11 REAL TIME STATISTICS**

**TOI/GM:** 22:07 **SHFT/GM:** 25.3 **F0% (FW/FL):** 0% (0/0)

## 2010-11:

Appeared in his first NHL season with Anaheim, scoring 10-30=40 points with 20 PIM in 76 games...was the only defenseman and one of five players from the 2010 NHL Entry Draft to play the complete NHL season...ranked third among rookies in avg. TOI (22:07), tied for third in assists, tied for fourth in PPG, and tied for first in PPA (17) and PPP (23)...among rookie defensemen, ranked second in goals and points, and tied for second in assists...holds Ducks franchise records for goals and points by a rookie defenseman, and assists by a rookie...ranked seventh overall on Anaheim in points and second in goals, points and assists among club defensemen...collected 1-1=2 points to become the franchise leader in rookie goals (then-9) and points (then-36) by a defenseman, Mar. 28 vs. COL...also became the franchise leader in overall rookie assists (then-27) in the contest...scored the OT-winning goal (second of his career) in Anaheim's 4-3 win, Mar. 23 @ DAL...became only the second rookie defenseman in league history to score twice in OT during one season (also CHI's Brent Seabrook in 2005-06)...became the second-youngest defenseman to score a regular-season OT goal since the NHL introduced the five-minute OT period in 1983 in Anaheim's 5-4 win, Feb. 11 @ CGY...Hartford's Sylvain Cote holds that record at age 19 years, 33 days (35 days younger than Fowler was on Feb.11) with

an OT goal on Feb. 21, 1985 vs. NYR...scored PPGs in three consecutive games, Jan. 22-Feb. 2...the feat made him the second rookie defenseman in NHL history (also the youngest) to record a PPG in three straight (also VAN's Michel Petit, Jan. 17-20, 1984)...was the first NHL defenseman under age 20 with goals in three straight since Kevin Hatcher (19 yrs.) of WSH did so from Mar. 28-Apr. 1, 1986...set career bests in assists (3) and plus/minus (+2), Jan. 7 vs. CBJ...it was the fourth time in club history a rookie blueliner recorded three assists in a game (last: M. Crowley, Oct. 21, 1998 vs. BOS)...scored his first career shootout goal (10th round), which accounted for the game winner in Anaheim's 3-2 victory, Dec. 7 @ EDM...collected 1-8=9 points in 14 November games, tying for the rookie league lead in assists for the month...had a career-high four-game point streak (1-4=5), Nov. 21-29...scored his first career game-winner and PPG, Nov. 29 vs. LA...recorded a career-high seven shots on net (one shy of club rookie record), Nov. 19 vs. CBJ...had his first career multi-point game (0-2=2), Nov. 12 vs. DAL...missed six contests with a broken nose/stiff neck, Oct. 17-30...became the second-youngest Duck to score his first career NHL goal (LaBarbera) in a 3-2 win, Oct. 17 vs. PHX...left the game in the second period following an end-board collision that resulted in a broken

## NHL HIGHLIGHTS

### NHL Career Hat Tricks:

None

### NHL Career Multiple-Point Games:

7 (0 multiple-goal, 4 multiple-assist)

### NHL Career OT Goals:

2, last: Mar. 23, 2011 @ DAL (4-3)

### NHL Career Highs:

**Goals:** 1, 10 times (last: Apr. 6, 2011 vs. SJ)

**Assists:** 3, Jan. 7, 2011 vs. CBJ

**Points:** 3, Jan. 7, 2011 vs. CBJ (0-3=3)

**PIM:** 2, 10 times (last: Mar. 20, 2011 vs. CGY)

**TOI:** 27:00, Feb. 25, 2011 vs. MIN

**Shots:** 7, Nov. 19, 2010 vs. CBJ

**Plus/Minus:** +2, Jan. 7, 2011 vs. CBJ

**Goal Streak:** Three games, Jan. 22-Feb. 2, 2011 (3-0=3)

**Assist Streak:** Three games, five times (last: Mar. 28-Apr. 2, 2011; 1-3=4)

**Point Streak:** Four games, two times (last: Jan. 22-Feb. 5, 2011; 3-1=4)

**Penalty Shots:** None

### First NHL Game:

In a 4-0 ANA loss, Oct. 8, 2010 @ DET

### First NHL Point:

An assist in a 4-1 ANA loss, Oct. 9, 2010 vs. NSH

### First NHL Goal:

A goal (LaBarbera) in a 3-2 ANA win, Oct. 17, 2010 vs. PHX

### Milestones Within Reach:

24 appearances to 100 NHL games

## FOWLER VS. THE NHL

Team	GP	G	A	Pts.	PIM
Anaheim	-	-	-	-	-
Boston	1	0	0	1	0
Buffalo	1	0	1	1	2
Calgary	4	1	1	2	4
Carolina	1	0	0	0	0
Chicago	4	0	2	2	0
Colorado	4	1	2	3	2
Columbus	3	1	3	4	0
Dallas	5	1	3	4	0
Detroit	3	0	0	0	0
Edmonton	4	0	3	3	2
Florida	1	0	0	0	2
Los Angeles	6	1	1	2	2
Minnesota	4	0	1	1	0
Montreal	1	1	0	1	0
Nashville	4	0	1	1	0
New Jersey	-	-	-	-	-
NY Islanders	2	0	2	2	0
NY Rangers	1	0	0	0	0
Ottawa	1	0	0	0	0
Philadelphia	1	0	0	0	0
Phoenix	6	1	3	4	0
Pittsburgh	1	0	0	0	0
San Jose	5	2	2	4	2
St. Louis	4	0	3	3	4
Tampa Bay	1	0	0	0	0
Toronto	1	0	0	0	0
Vancouver	4	1	1	2	0
Washington	2	0	1	1	0
Winnipeg	1	0	0	0	0
<b>NHL Totals</b>	<b>76</b>	<b>10</b>	<b>30</b>	<b>40</b>	<b>20</b>



# DEFENSEMAN 4


nose...earned his first career NHL point (assist), Oct. 9 @ NSH...at 18 yrs., 10 months and three days, became the second-youngest Duck (Oleg Tverdovsky, 18 yrs., 8 months, 13 days) to appear in an NHL game with his debut in Anaheim's season opener, Oct. 8 @ DET...was selected to the NHL All-Star Weekend and participated in the Honda NHL SuperSkills competition on Jan. 29 in Raleigh, NC...**PLAYOFFS:** Made his Stanley Cup Playoffs debut in the CQF series vs. NSH, scoring 1-3=4 points with two PIM in six games...led Anaheim defensemen in points, goals and shots (12), and tied for first in assists...scored his first career postseason goal (Rinne) as part of a two-point night (1-1=2) in Game 4 of the CQF, Apr. 20 @ NSH...collected his first career Stanley Cup Playoff points (0-2=2) in Game 2 of the CQF, Apr. 15 vs. NSH...recorded 23:37 TOI in his Stanley Cup Playoffs debut in Game 1 of the CQF, Apr. 13 vs. NSH.

## PERSONAL:

Graduated from Ann Arbor Pioneer High School (Ann Arbor, MI) in 2009...has two sisters: Peyton (12) and Emily (10)...spent the offseason at home in Northville, MI...enjoys golfing year-round...lists his greatest hockey accomplishments as making it to the NHL as an 18-year-old rookie, winning gold at the 2010 World Junior Championship and 2009 U-18 World Championship with Team USA...cites Nicklas Lidstrom as his favorite player growing up...outside of hockey, his favorite athletes are Justin Verlander and Jason Bay, the golfer...says his favorite OC restaurant is Wildfish Seafood Grille in Newport Beach...his favorite television show is "Seinfeld"...lists Lil Wayne, the Zac Brown Band and Kenny Chesney as his favorite artists...his favorite person to follow on Twitter is Katt Williams.

## CAREER:

Signed a three-year entry-level contract, July 28, 2010...**2009-10:** Collected 8-47=55 points with a +38 rating and 14 PIM in 55 games with Windsor (OHL)...ranked seventh among OHL defensemen in scoring and tied for eighth overall in plus/minus...participated in the 2010 OHL All-Star Classic as a member of the Western Conference All-Star team, Feb. 3...added 3-11=14 points with 10 PIM in 19 OHL Playoff games, helping the Spitfires to their second consecutive OHL championship and second straight Memorial Cup as junior hockey champions...made the 2010 Memorial Cup All-Star team and led all defensemen in scoring during the tournament with 2-4=6 points in four games...**Miscellaneous:** Represented Team USA at the 2011 IIHF World Championship in Slovakia, scoring 1-2=3 points in seven games...won gold as a member of Team USA at both the 2010 IIHF World Junior Championship and 2009 IIHF U-18 World Championship where he was named the tournament's top defenseman...also played two seasons in Ann Arbor with the U.S. National Training Development Program...was a member of the U-18 team in 2008-09, recording 8-32=40 points with 44 PIM in 55 games.



## REGULAR SEASON

## PLAYOFFS

Season	Team	League	GP	G	A	Pts.	PIM	+/-	GP	G	A	Pts.	PIM
2009-10	Windsor	OHL	55	8	47	55	14	+38	19	3	11	14	10
2010-11	ANAHEIM	NHL	76	10	30	40	20	-25	6	1	3	4	2
NHL Totals			76	10	30	40	20	-25	6	1	3	4	2





# RYAN GETZLAF

**SHOOTS:** Right **HEIGHT:** 6-4 **WEIGHT:** 217 **AGE:** 26; turns 27 on May 10, 2012  
**BORN:** May 10, 1985; Regina, Saskatchewan **HOMETOWN:** Regina, Saskatchewan  
**DRAFTED:** By Anaheim in the first round (19th overall) of the 2003 NHL Entry Draft

## 2010-11 REAL TIME STATISTICS

**TOI/GM:** 21:51 **SHFT/GM:** 25.8 **FO% (FW/FL):** 45.8% (542/641)

## 2010-11:

Appeared in his sixth NHL season with Anaheim, scoring 19-57=76 points with a +14 rating in 67 games...was charged with 35 PIM, his fewest since his rookie season in 2005-06 (22)...finished the regular season ranked fourth in the NHL in assists and sixth in points-per-game (1.13)... following his return from injury on Feb. 9, scored 6-33=39 points to rank second in the NHL in scoring following that date...tied his season high in assists with four in a 6-2 victory, Apr. 6 vs. SJ... marked his fifth career game with four assists or more...scored 2-18=20 points in 14 games in March, ranking first among league leaders in assists, third in scoring, and tied for third in plus/minus (+12)...had a pair of season-high five-game assist streaks, including Mar. 20-28 (1-11=12) and Feb. 9-18 (1-8=9)...collected his 400th career NHL point as part of a four-point night (1-3=4), Mar. 20 vs. CGY...upon returning from injury on Feb. 9, registered a season-best eight-game scoring streak (3-9=12) from Feb. 9-27...was hit in the forehead by a deflected puck on Dec. 28 @ PHX and missed 14 games from Dec. 31-Feb. 5 with multiple non-displaced nasal sinus fractures...appeared in his 400th

career NHL game, Dec. 20 @ BOS...tied his career high twice in a four-game span with two goals, Dec. 18 @ CAR (2-0=2) and Dec. 12 vs. MIN (2-1=3)...scored his third career OT goal in a 2-1 win, Dec. 15 @ WSH...registered a career-high 29:52 TOI, Dec. 8 @ VAN...collected four assists (0-4=4), Nov. 27 @ PHX for his sixth career game with four points or more (five 4-point games, one 5-point game)...was named the NHL's Third Star of the Week for Oct. 11-17 after leading all scorers with 2-6=8 points in four games...**PLAYOFFS:** Appeared in all six CQF games vs. NSH, collecting 2-4=6 points with nine PIM...tied his playoff career high in points (1-2=3) in Game 2 of the CQF, Apr. 15 vs. NSH...his second assist on Bobby Ryan's second-period goal marked his 50th career NHL playoff point...notched his second multi-point game of the series in Game 4 (1-1=2), Apr. 20 @ NSH...earned an assist in the series opener, Apr. 13 vs. NSH.

## CAREER:

Signed a five-year contract extension through 2012-13, Nov. 20, 2007...**2009-10:** Appeared in his fifth NHL season with Anaheim, scoring

## NHL HIGHLIGHTS

### NHL Career Hat Tricks:

None

### NHL Career Multiple-Point Games:

106 (12 multiple-goal, 62 multiple-assist)

### NHL Career OT Goals:

3 (last: Dec. 15, 2010 @ WSH)

### NHL Career Highs:

**Goals:** 2, 12 times (last: Dec. 18, 2010 @ CAR)

**Assists:** 5, Oct. 29, 2008 vs. DET

**Points:** 5, Oct. 29, 2008 vs. DET (0-5=5)

**PIM:** 14, Apr. 5, 2009 vs. SJ

**TOI:** 29:41, Dec. 8, 2010 @ VAN

**Shots:** 11, two times (last: Mar. 6, 2011 vs. VAN)

**Plus/Minus:** +4, Apr. 5, 2008 @ LA

**Goal Streak:** Four games, Dec. 16-22, 2009 (4-1=5)

**Assist Streak:** 10 games, Oct. 24-Nov. 14, 2009 (1-17=18)

**Point Streak:** 15 games, Dec. 22, 2007-Jan. 23, 2008 (6-16=22)

**Penalty Shots:** None

### First NHL Game:

In a 5-3 ANA win, Oct. 5, 2005 @ CHI

### First NHL Point:

An assist in a 4-3 ANA win, Oct. 14, 2005 vs. CBJ

### First NHL Goal:

A goal (Legace) in a 3-2 ANA loss, Oct. 21, 2005 vs. DET

### Milestones Achieved:

400th NHL game, Dec. 20, 2010 @ BOS

100th NHL goal, Jan. 13, 2010 vs. BOS

200th NHL assist, Nov. 14, 2009 @ DET

400th NHL point, Mar. 20, 2011 vs. CGY

### Milestones Within Reach:

70 appearances to 500 NHL games


85 points to 500 NHL points

11 assists to 300 NHL assists

## GETZLAF VS. THE NHL

Team	GP	G	A	Pts.	PIM
Anaheim	-	-	-	-	-
Boston	6	3	1	4	6
Buffalo	5	1	3	4	13
Calgary	22	6	17	23	12
Carolina	5	3	2	5	2
Chicago	20	3	13	16	19
Colorado	22	8	14	22	15
Columbus	21	8	17	25	43
Dallas	37	6	24	30	43
Detroit	23	8	20	28	28
Edmonton	19	10	12	22	20
Florida	5	3	2	5	2
Los Angeles	36	13	18	31	27
Minnesota	22	5	18	23	11
Montreal	3	1	4	5	4
Nashville	20	6	19	25	12
New Jersey	5	0	2	2	10
NY Islanders	6	0	1	1	2
NY Rangers	6	1	3	4	8
Ottawa	4	2	3	5	2
Philadelphia	5	2	3	5	4
Phoenix	36	9	29	38	25
Pittsburgh	6	3	3	6	13
San Jose	37	7	24	31	38
St. Louis	19	4	9	13	8
Tampa Bay	5	2	4	6	7
Toronto	2	0	3	3	0
Vancouver	23	8	14	22	31
Washington	6	3	5	8	12
Winnipeg	4	1	2	3	0
<b>NHL Totals</b>	<b>430</b>	<b>126</b>	<b>289</b>	<b>415</b>	<b>417</b>

19-50=69 points with a +4 rating and 79 PIM in 66 games...led the Ducks in assists, ranked second in points, tied for second in GWG (5), third in PPG (8), and tied for fourth in goals and plus/minus...also ranked first in hits (178) and second in faceoff wins (533-of-1124)...had assists in a franchise-record 10 straight games from Oct. 24-Nov. 14 (1-17=18), tied for the second longest streak among league leaders in 2009-10...scored his 100th NHL goal, Jan. 13 vs. BOS...posted a career-high four-game goal streak (4-1=5), Dec. 16-22...recorded his 300th career NHL point, Dec. 1 vs. LA...collected 4-13=17 points in November, ranking tied for second in the NHL in assists and tied for fifth in points for the month...earned his 200th career assist, Nov. 14 @ DET...appeared in his 300th career NHL game, Oct. 8 @ BOS...missed 16 games due to injury, including 12 with an ankle sprain and four with a leg laceration...**2008-09:** In the 2009 postseason, ranked third in the NHL in assists and sixth in scoring despite playing only two rounds...led all league forwards in avg. TOI (24:08)...tied for third in PPA (8)...established Ducks records in career postseason assists (31), assists in a playoff season (14), points in a playoff season (18) and points in a playoff series (2-8=10 in the



## REGULAR SEASON

## PLAYOFFS


Season	Team	League	GP	G	A	Pts.	PIM	+/-	GP	G	A	Pts.	PIM
2001-02	Calgary	WHL	63	9	9	18	34	-	7	2	1	3	4
2002-03	Calgary	WHL	70	29	39	68	121	-	5	1	1	2	6
2003-04	Calgary	WHL	49	28	47	75	97	-	7	5	1	6	12
2004-05	Calgary	WHL	51	29	25	54	102	-	12	4	13	17	18
	Cincinnati	AHL	-	-	-	-	-	-	10	1	4	5	4
2005-06	Portland	AHL	17	8	25	33	36	-	1	0	0	0	4
	ANAHEIM	NHL	57	14	25	39	22	+6	16	3	4	7	13
2006-07	ANAHEIM	NHL	82	25	33	58	66	+17	21	7	10	17	32
2007-08	ANAHEIM	NHL	77	24	58	82	94	+32	6	2	3	5	6
2008-09	ANAHEIM	NHL	81	25	66	91	121	+5	13	4	14	18	25
2009-10	ANAHEIM	NHL	66	19	50	69	79	+4	-	-	-	-	-
2010-11	ANAHEIM	NHL	67	19	57	76	35	+14	6	2	4	6	0
NHL Totals			430	126	289	415	417	+78	62	18	35	53	85

CSF vs. DET)...registered points in a franchise-high eight consecutive games from Apr. 21-May 7 (2-12=14), which tied for the second longest streak in the postseason...collected a playoff career-high 1-2=3 points and 38:59 TOI in Game 2 of the CSF, May 3 @ DET...in his fourth regular season NHL campaign, ranked tied for third among league leaders in assists, tied for sixth in scoring and tied for fourth in PPA (28)...also led the club in assists and scoring...broke the Ducks' single-season assist record (previously Kariya, 62), Apr. 4 @ SJ...established a personal best with his 83rd point of the season, Mar. 31 @ EDM...tied his career high in goals (25) with 2-1=3 points, Mar. 27 vs. EDM...also passed Andy McDonald for fourth on the club's all-time points list...became the third player in franchise history to reach the 90-point mark in one season (Selle, Kariya) with an assist, Apr. 5 vs. SJ...was one of only two players in the NHL to record three separate point streaks of eight-games-or-more in 2008-09 (also

PIT's Malkin)...collected 4-15=19 points with a +5 rating in 14 games in January, equaling his month of November (7-12=19, +9, 13 games) for the highest scoring month in Ducks history since Dec. 2006...was voted as a starter for the Western Conference in the 2009 All-Star Game in Montreal...compiled a season-best 10-game point streak from Jan. 2-20 (3-11=14)...earned his 200th career point, Nov. 14 vs. NSH...recorded a career-high 11 shots, one shy of the club record, Nov. 9 vs. FLA...with Selle and Perry, was named a co-recipient of the NHL's

First Star of the Week ending Nov. 2...led all league scorers with 2-8=10 points in four games, highlighted by a club record-tying five assists, Oct. 29 vs. DET...the five points in one night (0-5=5) were personal highs in points and assists...became the fourth different player in club history to record a five-point game (Selle, Kariya, Mironov) and the third different Ducks player to have five assists (Selle and Mironov)...by assisting on all five Ducks goals, became just the second NHL player in the last 11 seasons to record five assists in one game and assist on every goal scored by his team in that game... was named an alternate

captain, Oct. 7...**2007-08:** Appeared in all six CQF games vs. DAL, co-leading the team in assists and points (2-3=5)... led the Ducks in points, assists and plus/minus during the regular season...finished the season with a +32 rating, the second-highest in club history (Kariya, +36, 1996-97)...became the fourth player age 22-or-younger in the NHL to finish a season with a rating of +25-or-better since the 1998-99 season...ranked third among scorers age 22-and-under, finishing behind only WSH's Ovechkin (112) and PIT's Malkin (106)...among league leaders, ranked fourth in plus/minus, tied for seventh in assists, second in PPA (32) and tied for eighth in PPP (36)...had a career-high 15-game point streak (6-16=22, +13 rating) from Dec. 22-Jan. 23, tied for the fourth-longest in the NHL in 2007-08...scored





a goal in his first All-Star Game, Jan. 27 @ ATL... in the month of January, was tied for second in the NHL in assists (13)...recorded his 52nd assist on Mar. 12 vs. VAN, breaking the then-franchise record for assists by a center in a single season...scored 1-1=2 points in his 200th career game, Feb. 17 vs. CGY...earned his 100th career assist, Feb. 12 @ COL...earned his 100th career NHL point, Oct. 6 @ PIT...**2006-07:** Led the 2007 Stanley Cup champion Ducks in postseason scoring (7-10=17), setting a then-franchise record for most points in a single playoff season...among playoff leaders, ranked tied for second in GWG (3) and SHG (1), fifth in scoring, tied for sixth in assists and tied for fifth in PPP...was also tied for second on the team in goal scoring...scored his first career playoff SHG in Game 2 of the CQF, Apr. 13 vs. MIN... was one of eight Ducks to play in every regular season game...was fifth on the team in goals (25) and tied for second in PPG (11)...notched two goals in the NHL YoungStars Game, Jan. 24 @ DAL...**2005-06:** In his first NHL season, ranked among rookie leaders in postseason goals (tied for second with three), PPG (tied for second with two) and PPP (second with two)... scored his first career playoff goal in Game 4 of the CQF, Apr. 27 vs. CGY...finished the regular season tied for ninth in the NHL among rookies in PPG (10)...set a then-club rookie record for PPG in a season with 10...with 0-4=4 points, set a rookie club record for assists and tied the rookie record for points, Mar. 24 vs.


NSH...scored his first career NHL goal, Oct. 21 @ DET...scored his first NHL point (assist), Oct. 14 vs. CBJ...made his NHL debut, Oct. 5 @ CHI...**Miscellaneous:** Won a gold medal with Team Canada at the 2010 Olympic Winter Games...earned 3-4=7 points in seven contests and finished tied for second on Team Canada in points...helped lead Canada to gold at the 2005 World Junior Championship, finishing second in scoring (3-9=12)...appeared in the 2008 IIHF World Championships in Quebec, earning silver with Canada...also won silver at the 2004 World Junior Championship, scoring 3-3=6 points in six games...played for Team Canada at the 2003 Under-18 World Championship, collecting 2-2=4 points in seven games.

## PERSONAL:

Was married to wife, Paige, in 2010...the couple resides in Tustin Ranch and had their first son, Ryder, on Feb. 23, 2011...the family enjoyed spending this past summer at their off-season residence in Kelowna, British Columbia... his brother, Chris, is a wide receiver for the Saskatchewan Roughriders in the Canadian Football League...worked at a wildlife park in his native Regina as a youth...loves doing anything athletic, including golfing, wake-boarding, beach volleyball and riding Sea-Doo's in the summer...says if he wasn't a hockey player, he would have tried to go pro in another sport like baseball or football.







# JONAS HILLER

**CATCHES:** Right **HEIGHT:** 6-2 **WEIGHT:** 194 **AGE:** 29; turns 30 on Feb. 12, 2012  
**BORN:** Feb. 12, 1982; Felben Wellhausen, Switzerland **HOMETOWN:** Felben Wellhausen, Switzerland  
**ACQUIRED:** Signed as a free agent, May 25, 2007  
**DRAFTED:** Not drafted

## 2010-11:

Appeared in his fourth NHL season with Anaheim, going 26-16-5 with five shutouts, a 2.56 GAA and .924 SV%...finished tied for fifth among NHL goaltenders in SV% (.924)...was named to the NHL 2010-11 All-Star team, the lone goaltender to represent the Western Conference...was the second Swiss-born player to appear in an NHL All-Star Game (also Mark Streit in 2009)...stopped 15-of-17 shots in the second period (played all 20 minutes) for Team Lidstrom on Jan. 30 in Raleigh, NC...made only three appearances following the All-Star break due to vertigo-related symptoms...missed a total of 27 games during the second half of the season...was named the NHL's Second Star of the Week for Jan. 3-9 after going 2-1-0 with a 0.67 GAA and .977 SV% in three starts...had a career-high 179:48-minute scoreless streak spanning four games, Jan. 5-12...his consecutive shutouts, Jan. 7 vs. CBJ (6-0) and Jan. 9 vs. SJ (1-0) marked a career first and the first time the feat had been accomplished in team history since Dec. 8-15, 2002 (J.S. Giguere)...earned his fourth career assist and first since Mar. 17, 2010 vs. CHI, Dec. 31 vs. PHI...recorded his second shutout of the season with 45 saves in a 3-0 victory, Dec. 20 @ BOS...went 5-0-0 with a 2.35 GAA and .925 SV% from Nov. 3-12, finishing the month tied for fourth in the NHL in wins (7-4-1)...stopped all 27 shots for his first shutout of the season, a 2-0 win on Nov. 29 vs. LA...denied Jamie Benn on his second career penalty shot, Nov. 12 vs. DAL...went 4-2 in the shootout, stopping 22-of-26 attempts...

**PLAYOFFS:** Did not appear in Anaheim's six-game CQF series vs. NSH.

## CAREER:

Signed a four-year contract extension through 2013-14, Jan. 30, 2010...**2009-10:** Appeared in his third NHL season with Anaheim, posting a 30-23-6 record with two shutouts, a 2.73 GAA and .918 SV% in 59 games...set career highs in wins, appearances, minutes (3,338), saves (1,708) and shots against (1,860)...started 31 of Anaheim's final 40 games, including 19 straight from Jan. 5-Mar. 24...returned to action after missing five games with back spasms, stopping a season-high 49-of-51 shots on Apr. 8 @ DAL...went 9-4-0 in January, marking the most wins in a month by a Ducks goaltender since Mar. 2006 (Giguere, 9-4-0)...was named the NHL's Second Star of the Week for Jan. 4-10, going 4-0-0 with a 1.50 GAA and .954 SV%...earned the win in his 100th career appearance, Jan. 10 @ CHI...with his 36th victory as a Duck, Oct. 10 @ PHI, surpassed M. Shtalenkov and moved into sole possession of third on the club's all-time wins list (36)...posted a 3-4 record in the shootout in 2009-10, stopping 17-of-27 attempts (.630 SV%)...**2008-09:** Made his Stanley Cup Playoffs debut in his second NHL season, leading the league in SV% (.946), ranking third in GAA (2.23) and tied for first in shutouts (2)...stopped 45-of-46 shots for his sixth career postseason win in Game 3 of the CSF, May 5 vs. DET...stopped a career-high 59-of-62

## NHL HIGHLIGHTS

### Saves:

51, Dec. 19, 2008 @ EDM

### Shots Faced:

53, Dec. 19, 2008 @ EDM (51-53)

### Goals Against:

6, three times (last: Feb. 10, 2010 @ LA)

### Winning Streak:

Seven games, Mar. 19-Apr. 4, 2009

### Losing Streak:

Four games, two times (last: Nov. 16-26, 2010)

### Shutout Sequence:

179:48, Jan. 5-12, 2011 (spanning four games)

### Consecutive Games Played:

19, Jan. 29-Mar. 24, 2010

### Consecutive Starts:

19, Jan. 29-Mar. 24, 2010

### Penalty Shots:

Stopped 2-of-2 (last: Nov. 12, 2010 vs. DAL, J. Benn)

### Career Shootout Statistics:

14-8 (72-for-96, 75.0%)

### First NHL Game:

In a 4-1 ANA win, Sept. 30, 2007 vs. LA (London, England)

### First NHL Win:

In a 4-1 ANA win, Sept. 30, 2007 vs. LA (London, England)

### First NHL Shutout:

In a 2-0 ANA win, Nov. 16, 2008 @ LA

## HILLER VS. THE NHL


Team	GP	MIN	W-L-OT	SO	GA	GAA
Anaheim	-	-	-	-	-	-
Boston	4	218	3-0-0	1	7	1.94
Buffalo	2	120	2-0-0	0	6	3.00
Calgary	4	241	2-2-0	0	12	2.99
Carolina	2	117	1-1-0	0	4	2.05
Chicago	10	519	6-3-1	1	21	2.13
Colorado	8	480	6-2-0	0	16	2.00
Columbus	7	333	3-3-0	1	12	2.16
Dallas	9	525	4-3-1	0	21	2.40
Detroit	6	317	2-4-0	0	17	3.22
Edmonton	12	580	7-2-0	0	20	2.07
Florida	2	120	2-0-0	1	3	1.50
Los Angeles	13	680	6-6-0	2	28	2.47
Minnesota	10	553	5-2-1	1	21	2.27
Montreal	2	130	1-0-1	0	6	2.77
Nashville	9	489	3-5-0	1	22	2.70
New Jersey	3	178	1-2-0	0	6	2.02
NY Islanders	3	109	0-0-0	0	3	2.69
NY Rangers	2	118	0-2-0	0	5	2.54
Ottawa	2	125	2-0-0	0	4	1.92
Philadelphia	3	184	2-1-0	0	7	2.28
Phoenix	18	1056	11-4-2	1	44	2.51
Pittsburgh	3	178	1-2-0	0	11	3.71
San Jose	13	726	4-8-0	1	29	2.40
St. Louis	7	366	5-2-0	0	21	3.44
Tampa Bay	3	248	3-1-0	0	10	2.42
Toronto	2	120	0-2-0	0	11	5.50
Vancouver	12	598	6-3-2	0	28	2.81
Washington	2	71	1-0-0	0	4	3.38
Winnipeg	3	155	0-1-1	0	8	3.10
NHL Totals	177	9719	89-61-11	11	407	2.51

shots in the Ducks' triple-OT victory in Game 2 of the CSF, May 3 @ DET...his 59 saves were the most by a Ducks netminder since Apr. 10, 2003 in Game 1 of the CQF @ DET (Giguere, 63 SV)...in the CQF vs. SJ, stopped 220-of-230 shots in six games (.957 SV%), earning a 1.64 GAA and his first two postseason shutouts...stopped all 31 shots faced for his second career postseason shutout in Game 4 of the CQF, Apr. 23 vs. SJ...made his Stanley Cup Playoffs debut in Game 1 of the CQF, Apr. 16 @ SJ...earned a 2-0 shutout victory, stopping all 35 shots...became the first goaltender to record a shutout in his playoff debut since BOS's Andrew Raycroft in 2004...during the regular season, ranked tied for seventh among league goaltenders in GAA (2.39) and tied for sixth in SV% (.919)...won seven consecutive decisions from Mar. 19-Apr. 4 to tie Guy Hebert (Feb. 25-Mar. 22, 1995) for the longest winning streak in franchise history...the win streak spanned an eight-game stretch, in which he posted a 2.19 GAA and .923 SV%...tied the club record with his seventh consecutive win by stopping 28-of-30 shots in a 5-2 victory, Apr. 4 @ SJ...stopped a career-high 51-of-53 shots, Dec. 19 @ EDM...his 51 saves tied a franchise high...was named the NHL's Second Star of the Week for Nov. 24-30 after going 2-0-0 with a 0.50 GAA and .984 SV%...earned his first career NHL shutout with a 2-0 win (29 SA), Nov. 16 vs. LA...**2007-08:** Made his NHL debut with Anaheim, going 10-7-1 with a 2.06 GAA and .927 SV%...stopped 11-of-12 shots for his first career OT win, Dec. 19 vs. COL...earned a 4-1 win in his NHL debut, Sept. 30 vs. LA in London, England...became just the fourth Swiss goalie to play in an NHL game, joining David Aebischer (COL), Martin Gerber (ANA) and Pauli Jaks (LA)...**2006-07:** Played for Davos of the Swiss National League A...was voted Best Goalie in the Swiss National League...helped Davos capture the Swiss championship and a Spengler Cup championship...**2005-06:** Helped Davos advance to the final in the Swiss Championship...was selected to the All-Star team for the Spengler Cup...**2004-05:** Was voted the Best Goalie in the Swiss League, en route to the Swiss League championship...won the Spengler Cup with Davos and selected to the tournament All-Star team...**Miscellaneous:** Made his Olympic debut with Team Switzerland at the 2010 Winter Games in Vancouver...appeared in five contests, going 2-2-1 with a 2.47 GAA and a .918 SV%...his 146 saves for the tournament ranked third among all goaltenders...has made two other appearances for Team Switzerland on the

international level: posted a 2.51 GAA and .910 SV% in six games at the 2007 IIHF World Championship in Moscow, Russia...following the 2008 NHL Playoffs, joined Switzerland for the 2008 IIHF World Championship in Halifax and Quebec City...appeared in three games, going 1-2-0 with a 2.79 GAA and .915 SV%.

## PERSONAL:

Spends the offseason in the town of Davos in his native Switzerland...resides in Newport Beach during the hockey season...enjoys playing tennis, beach volleyball and sailing on his family's boat in Switzerland...is an automobile enthusiast and spends his summers fixing cars with his friends at a local body shop in his hometown...admires fellow Swiss athlete Roger Federer...is fluent in German, French and English.



## REGULAR SEASON      PLAYOFFS

Season	Team	League	GP	MIN	GA	SO	GAA	SV%	W-L-OT	GP	MIN	GA	SO	GAA	W-L
2003-04	Lausanne	Swiss-A	10	710	42	1	3.60	-	3-8-1	4	251	7	0	1.70	4-0-0
2004-05	Davos	Swiss-A	43	2519	95	8	2.26	-	26-12-4	15	932	34	0	2.19	12-3-0
2005-06	Davos	Swiss-A	44	2676	110	3	2.47	-	23-16-5	15	900	45	1	3.00	9-6-0
2006-07	Davos	Swiss-A	44	2656	115	3	2.60	-	28-16-0	19	1138	39	3	2.05	12-7-0
<b>2007-08</b>	<b>ANAHEIM</b>	<b>NHL</b>	<b>23</b>	<b>1223</b>	<b>42</b>	<b>0</b>	<b>2.06</b>	<b>.927</b>	<b>10-7-1</b>	-	-	-	-	-	-
	Portland	AHL	6	370	13	0	2.11	.929	3-1-1	-	-	-	-	-	-
2008-09	<b>ANAHEIM</b>	<b>NHL</b>	<b>46</b>	<b>2486</b>	<b>99</b>	<b>4</b>	<b>2.39</b>	<b>.919</b>	<b>23-15-1</b>	<b>13</b>	<b>807</b>	<b>30</b>	<b>2</b>	<b>2.23</b>	<b>7-6</b>
2009-10	<b>ANAHEIM</b>	<b>NHL</b>	<b>59</b>	<b>3338</b>	<b>152</b>	<b>2</b>	<b>2.73</b>	<b>.918</b>	<b>30-23-4</b>	-	-	-	-	-	-
	Switzerland	Olympics	5	316	13	0	2.47	.918	1-3-0	-	-	-	-	-	-
2010-11	<b>ANAHEIM</b>	<b>NHL</b>	<b>49</b>	<b>2672</b>	<b>114</b>	<b>5</b>	<b>2.56</b>	<b>.924</b>	<b>26-16-5</b>	-	-	-	-	-	-
<b>NHL Totals</b>			<b>177</b>	<b>9719</b>	<b>407</b>	<b>11</b>	<b>2.51</b>	<b>.921</b>	<b>89-61-11</b>	<b>13</b>	<b>807</b>	<b>30</b>	<b>2</b>	<b>2.23</b>	<b>7-6</b>



# SAKU KOIVU

**SHOOTS:** Left **HEIGHT:** 5-10 **WEIGHT:** 180 **AGE:** 36; turns 37 on November 23, 2011

**BORN:** November 23, 1974; Turku, Finland **HOMETOWN:** Turku, Finland

**ACQUIRED:** Signed as a free agent, July 8, 2009

**DRAFTED:** By Montreal in the first round (21st overall) of the 1993 NHL Entry Draft

## 2010-11 REAL TIME STATISTICS

**TOI/GM:** 19:08

**SHFT/GM:** 27.2

**F0% (FW/FL):** 52.8% (707/632)

## 2010-11:

Appeared in his 15th NHL season, his second with Anaheim...ranked sixth on the Ducks in points, scoring 15-30=45 points in 75 contests...marked the 12th time in his career he scored 45-or-more points...led Anaheim in faceoff wins and faceoff percentage (707-of-1339, 52.8%)...also ranked tied for sixth on the club in GWG (3)...had nine multi-point games on the season (two multi-goal, four multi-assist)...missed six contests due to a groin injury, Feb. 23-Mar. 6...scored 1-1=2 points, including the GWG to help the Ducks lock up the fourth seed in the Western Conference in a 3-1 win, Apr. 9 @ LA...had a four-game point streak (2-6=8), Jan. 22-Feb. 5...scored 2-1=3 points for his first three-point game since Apr. 2, 2010, Feb. 11 @ CGY...collected his 500th NHL assist on Cam Fowler's PPG, Feb. 2 vs. SJ...returned to Montreal for the first time since joining the Ducks in 2009-10, Jan. 22 @ MTL, earning an assist...appeared in his 900th NHL contest, Dec. 21 @ BUF...scratched with the flu, Dec. 15 @ WSH...appeared in his 100th game as a Duck, Dec. 5 vs. PHX...recorded his 700th career point as part of a two-goal night Nov. 7 vs. NSH...became the fourth Finnish player and 33rd European to score 700 points, joining Jari Kurri (601-797=1,398), Teemu

Selanne (613-664=1,277) and Tomas Sandstrom (394-462=856)...had a season-high five-game point streak (5-2=7), Nov. 5-12...it was his longest since Oct. 11-25, 2008 (five games with MTL, 4-6=10)...**PLAYOFFS:** Ranked second on the club with 1-6=7 points in six CQF contests vs. NSH...his six-game point streak (1-6=7) from Apr. 13-24 equaled the second-longest of the entire NHL postseason (tied with five other players)...the streak was the second-longest of his postseason career...tallied two assists (0-2=2) in Game 5 of the CQF, Apr. 22 vs. NSH.

## CAREER:

Signed a two-year contract with Anaheim through 2011-12, July 1, 2010...has recorded 12 45+ point seasons in his career, including the last eight consecutive campaigns...held the Canadiens' captaincy for 10 yrs. (named on Sept. 30, 1999), tied with Jean Beliveau as the longest serving captains in Montreal's franchise history...has been named to the NHL All-Star team on two occasions (1998 and 2003) and has won both the Bill Masterton Trophy (2002) and King Clancy Memorial Trophy (2007)...**2009-10:** Appeared in his 14th NHL season, his first with Anaheim...col-

## NHL HIGHLIGHTS

### NHL Career Hat Tricks:

1, Nov. 18, 2002 w/MTL vs. PIT

### NHL Career Multiple-Point Games:

175 (24 multiple-goal, 90 multiple-assist)

### NHL Career OT Goals:

9, last: Mar. 10, 2010 vs. NYI (5-4)

### NHL Career Highs:

**Goals:** 3, Nov. 18, 2002 w/MTL vs. PIT

**Assists:** 4, two times (last: Mar. 27, 2007 w/MTL vs. NYR)

**Points:** 4, six times (last: Mar. 31, 2010 @ COL; 1-3=4)

**PIM:** 15, Dec. 18, 2007 w/MTL vs. FLA

**TOI:** 26:12, Jan. 20, 2001 w/MTL vs. NYR

**Shots:** 8, three times (last: Mar. 28, 2006 w/MTL vs. NYI)

**Plus/Minus:** +5, Mar. 31, 2010 @ COL

**Goal Streak:** Four games, Oct. 15-25, 2008 (4-2=6)

**Assist Streak:** Six games, three times (last: Mar. 5-16, 2004; 3-7=10)

**Point Streak:** Eight games, two times (last: Mar. 22-Apr. 7, 2007; 3-12=15)

**Penalty Shots:** 0-for-1 (Jan. 22, 2003 w/MTL @ TB; no goal vs. Khabibulin)

### First NHL Game:

In a 7-1 MTL loss, Oct. 7, 1995 vs. PHI

### First NHL Point:

A goal (Dafoe) in a 6-3 MTL win, Oct. 23, 1995 vs. LA

### First NHL Goal:

A goal (Dafoe) in a 6-3 MTL win, Oct. 23, 1995 vs. LA

### Milestones Achieved:

900th NHL game, Dec. 21, 2010 @ BUF

100th game as a Duck, Dec. 5, 2010 vs. PHX

200th NHL goal, Jan. 5, 2010 vs. DET

500th NHL assist, Feb. 2, 2011 vs. SJ

700th NHL point, Nov. 7, 2010 vs. NSH

### Milestones Within Reach:

3 points to 100 as a Duck


54 appearances to 200 as a Duck

62 appearances to 1,000 NHL games

## KOIVU VS. THE NHL

Team	GP	G	A	Pts.	PIM
Anaheim	13	4	10	14	10
Boston	63	15	39	54	40
Buffalo	60	14	20	34	48
Calgary	24	7	14	21	8
Carolina	44	8	18	26	44
Chicago	22	6	9	15	6
Colorado	21	5	21	26	18
Columbus	13	2	7	9	20
Dallas	21	6	7	13	4
Detroit	17	4	5	9	14
Edmonton	25	11	13	24	8
Florida	38	9	26	35	35
Los Angeles	24	9	13	22	12
Minnesota	11	1	6	7	4
Montreal	2	0	1	1	6
Nashville	15	6	7	13	6
New Jersey	42	8	19	27	22
NY Islanders	40	7	24	31	44
NY Rangers	38	6	29	35	22
Ottawa	58	9	27	36	56
Philadelphia	41	11	25	36	26
Phoenix	27	6	10	16	20
Pittsburgh	47	22	28	50	30
San Jose	25	3	15	18	18
St. Louis	18	5	8	13	14
Tampa Bay	37	13	26	39	16
Toronto	56	12	32	44	62
Vancouver	26	6	18	24	22
Washington	42	7	21	28	32
Winnipeg	28	3	15	18	28
<b>NHL Totals</b>	<b>938</b>	<b>225</b>	<b>513</b>	<b>738</b>	<b>695</b>





lected 19-33=52 points with a career-high +14 rating and 36 PIM in 71 games...eclipsed the 50-point mark for the seventh consecutive season...ranked tied for 10th in the NHL in GWG (6) and tied for fourth in OTG (2)...among team leaders, ranked first in plus/minus and faceoff percentage (51.4), second in shooting percentage (15.3), fourth in assists and points, and tied for fourth in goals... concluded the year on a season-high five-game point streak (4-7=11), Mar. 31-Apr. 11...within the five-game streak, had goals in a season-best three consecutive (4-4=8), Mar. 31-Apr. 3... his two OT goals (Mar. 19 vs. NYI and Dec. 8 vs. DAL) gave him nine in his career...had a career-tying 1-3=4 points and a career-high +5 rating, Mar. 31 @ COL...was named the NHL's Second Star of the Week for Mar. 29-Apr. 4 (4-4=8 points in four games)... faced his former Montreal team for the first time, Mar. 7 at Honda Center...scored his 200th career NHL goal and 10th career SHG, Jan. 5 vs. DET...became only the fourth player to record his 200th goal in an Anaheim uniform, joining Selanne (1996-97), Paul Kariya (1999-00) and Petr Sykora (2003-04)...appeared in his 800th NHL game, Oct. 21 vs. DAL...scored his first goal as a Duck (PPG), Oct. 6 @ MIN... faced younger brother Mikko (MIN) four times in 2009-10, becoming the seventh Duck to oppose his brother in a regular season game...missed four games with a sprained

## REGULAR SEASON

## PLAYOFFS

Season	Team	League	GP	G	A	Pts.	PIM	+/-	GP	G	A	Pts.	PIM
1995-96	MONTREAL	NHL	82	20	25	45	40	-7	6	3	1	4	8
1996-97	MONTREAL	NHL	50	17	39	56	38	+7	5	1	3	4	10
1997-98	MONTREAL	NHL	69	14	43	57	48	+8	6	2	3	5	2
	Finland	Olympics	6	2	8	10	4	-	-	-	-	-	-
1998-99	MONTREAL	NHL	65	14	30	44	38	-7	-	-	-	-	-
1999-00	MONTREAL	NHL	24	3	18	21	14	+7	-	-	-	-	-
2000-01	MONTREAL	NHL	54	17	30	47	40	+2	-	-	-	-	-
2001-02	MONTREAL	NHL	3	0	2	2	0	0	12	4	6	10	4
2002-03	MONTREAL	NHL	82	21	50	71	72	+5	-	-	-	-	-
2003-04	MONTREAL	NHL	68	14	41	55	52	-5	11	3	8	11	10
2004-05	TPS Turku	Finland	20	8	8	16	28	-	6	3	2	5	30
2005-06	MONTREAL	NHL	72	17	45	62	70	+1	3	0	2	2	2
	Finland	Olympics	8	3	8	11	12	-	-	-	-	-	-
2006-07	MONTREAL	NHL	81	22	53	75	74	-21	-	-	-	-	-
2007-08	MONTREAL	NHL	77	16	40	56	93	-4	7	3	6	9	4
2008-09	MONTREAL	NHL	65	16	34	50	44	+4	4	0	3	3	2
2009-10	ANAHEIM	NHL	71	19	33	52	36	+14	-	-	-	-	-
	Finland	Olympics	6	0	2	2	6	+1	-	-	-	-	-
2010-11	ANAHEIM	NHL	75	15	30	45	36	-8	6	1	6	7	6
NHL Totals			938	225	513	738	695	-4	60	17	38	55	48
Anaheim Totals			146	34	63	97	72	+6	6	1	6	7	6






knee from Jan. 17-23 and five games due to a groin strain from Nov. 11-19...**2008-09:** Appeared in his 13th NHL season with Montreal... played in all four of Montreal's CQF contests vs. BOS, earning 0-3=3 points... had a career-high four-game goal streak (4-2=6), Oct. 15-25...led the club in GWG (5) and ranked third in points and assists...also led the team in faceoff percentage (54.1%) and second in faceoff wins (607)... assumed 10th place on Montreal's all-time points list with an assist, Feb. 25 @ VAN...moved to sixth on the Canadiens' all-time assists list with two helpers, Feb. 13 @ COL... missed 17 games with a lower body injury, Dec. 13-Jan. 20...scored his 600th career NHL point (goal), Oct. 20 vs. FLA...**2007-08:** In his 12th NHL season, appeared in seven postseason contests, earning 3-6=9 points in seven games... missed the first five games of the CQF vs. BOS with a foot injury... finished tied for second on the club in postseason scoring and co-led the club in assists...had 16-40=56 points in 77 regular season games...appeared in his 700th NHL contest, Jan. 31 @ WSH...collected his 400th career NHL assist, Jan. 3 vs. TB...**2006-07:** Was awarded the King Clancy Memorial Trophy for his leadership qualities and humanitarian contributions...set career highs in goals, assists and points (22-53=75)...led Montreal in both assists and points...also put up career numbers in PPG (11) and shots (154)...

tied a career best with an eight-game point streak (3-12=15), Mar. 22-Apr. 7...matched a career high for assists and points in a game (0-4=4), Mar. 27 vs. NYR...earned his 500th career NHL point (assist), Jan. 9 vs. ATL...appeared in his 600th career game, Dec. 14 vs. TB...**2005-06:** Collected two assists in three games in Montreal's CQF series vs. CAR...missed the remainder of the series due to an eye injury...led the club in assists and finished second in scoring (17-45=62) during the regular season...also led the Canadiens in faceoffs won (759) and faceoff percentage (53.8%)...registered his 300th NHL assist, Jan. 16 vs. DAL...collected his 400th career NHL point (assist) in his 500th career NHL game, Oct. 8 @ TOR...**2004-05:** Appeared in 20 contests with TPS Turku in Finland, earning 8-8=16 points...**2003-04:** Finished first on Montreal in playoff scoring with 3-8=11 points...appeared in all 11 of Montreal's postseason contests vs. BOS in the CQF and TB in the CSF...was limited to 68 regular-season games due to a knee injury that kept him out 13 games at the start of the season...ranked third on the team in scoring (14-41=55) and second in assists...had a career-tying six-game assist streak (3-7=10), Mar. 5-16...**2002-03:** Appeared in all 82 contests for the first time in his career...established then-career highs in goals, assists and points (21-50=71)...led the Canadiens in scoring and assists...appeared in his 400th career game, Jan. 30 @ NYI...scored his 100th NHL goal, Jan. 25 vs. WSH...recorded his 300th career point in a 6-2 Montreal win, Dec. 21 vs. BUF...earned his 200th NHL assist, Dec. 6 @ COL...had a four-point game featuring his first career hat trick (3-1=4), Nov. 18 vs. PIT...was named to the 2003 NHL All-Star team...**2001-02:** Participated in all 12 playoff games vs. BOS in the CQF and CAR in the CSF, tying for the team lead in playoff scoring (4-6=10)...won the Bill Masterton Trophy for perseverance, sportsmanship and dedication to hockey following his return to the NHL after battling non-Hodgkins intra-abdominal lymphoma...missed 79 games due to the illness...**2000-01:** Co-led Montreal in assists and scoring (17-30=47) despite playing only 54 games...recorded a then career-high seven-game point streak (6-5=11), Feb. 24-Mar. 10...matched a career high with a +4 rating, Mar. 14 @ CAR...equaled a career high for points in a game with 2-2=4, Feb. 28 vs. PIT...established a career best in TOI, logging 26:12 on Jan. 20 vs. NYR...played in his 300th career NHL contest, Dec. 30 @ EDM...**1999-00:** Named the 27th captain in Canadiens' history, Sept. 30...missed 40 games due to a dislocated shoulder and 13 games with a knee injury...**1998-99:** Was second on the club in scoring...collected his 200th career NHL point, Apr. 13 @ TB...**1997-98:** Set then-career highs in assists and points (14-43=57)...led the club in assists and finished second in scoring...appeared

in his 200th career NHL game, Apr. 4 vs. CAR...recorded his 100th career assist in a 6-1 win, Mar. 9 vs. FLA...named to his first All-Star Game...set a career high in assists and matched a personal best in points (0-4=4), Oct. 4 @ BOS...**1996-97:** Led the NHL in scoring (13-25=38) before suffering a knee injury, Dec. 7 vs. CHI...posted a then career-high seven-game point streak (4-6=10), Oct. 24-Nov. 6...earned his 100th NHL point, Apr. 10 @ WSH...appeared in his 100th NHL game, Nov. 13 vs. FLA...**1995-96:** Ranked fourth in scoring among NHL rookies (20-25=45)...tied for first in the NHL in PPG (8)...finished fifth among Canadiens in scoring...scored his first career NHL goal, Oct. 23 vs. LA (Dafoe)...made his NHL debut in Montreal's season opener, Oct. 7 vs. PHI...**1994-95:** Was named the Finnish Player of the Year after leading the Finland Elite League in scoring...was also named to the First All-Star team...**Miscellaneous:** Won his fourth career Olympic medal (bronze) as captain of Team Finland at the 2010 Winter Games in Vancouver...joined teammates Jere Lehtinen and Ville Peltonen for a share of the all-time Olympic men's hockey record with four career medals (V. Tretiak, former USSR, and J. Holik, former Czechoslovakia, also have four)...he also won medals in 1994 in Lillehammer, Norway (bronze), 1998 in Nagano, Japan (bronze) and 2006 in Torino, Italy (silver)...has also appeared for Team Finland in the World Hockey Championship on eight occasions, winning gold in 1995, silver in 1994 and bronze in 2003 and 2008...participated in the World Cup in 1996 and won silver with Finland in 2004...also played for Finland at the World Junior Championship in 1993 and 1994.

## PERSONAL:

Resides in his hometown of Turku, Finland during the offseason...spent the summer at his cottage in Turku, enjoying boating activities...Saku and his wife, Hanna, have two children: daughter Ilona (6) and son Aatos (5)...enjoys taking bike rides with his kids, watching movies and going out for nice dinners with his wife and friends...says that if he weren't playing hockey, he'd be a soccer player in Italy...cites U2, Live, Bruce Springsteen and Finnish singer Lauri Tahka as his favorite musical acts...idolized fellow Finn Jari Kurri growing up...says his favorite hockey memories are participating in four Olympics with Team Finland.



# TONI LYDMAN

**SHOOTS:** Left **HEIGHT:** 6-1 **WEIGHT:** 208 **AGE:** 34; turns 35 on September 25, 2012  
**BORN:** September 25, 1977; Lahti, Finland **HOMETOWN:** Lahti, Finland  
**ACQUIRED:** Signed as a free agent, July 1, 2010  
**DRAFTED:** By Calgary in the fourth round (89th overall) of the 1996 NHL Entry Draft  
**2010-11 REAL TIME STATISTICS**  
**TOI/GM:** 22:10 **SHFT/GM:** 26.5 **FO% (FW/FL):** 0% (0/0)

## 2010-11:

Appeared in his 10th NHL season, his first with Anaheim...scored 3-22=25 points with a career-high +32 rating in 78 games...also matched his career high in assists...ranked tied for second in the NHL in plus/minus (+32) and his +28 at Honda Center led the league...his 178 blocked shots on the season ranked sixth in the NHL...finished third among Anaheim blueliners in scoring and second in avg. TOI (22:10)...was a plus-or-even in 65 of his 78 appearances...began the season with 23 consecutive games without a minus...only Glen Wesley in 2007-08 had more games (30) to start the season without a minus since the 2000-01 season...set a career high with a +4 rating, Mar. 9 vs. NYR...scored his third goal of the season in a 7-6 loss, Feb. 16 vs. WSH...collected an assist in his 700th NHL game, Jan. 7 vs. CBJ...earned 0-5=5 assists over a five-game stretch (Dec. 31-Jan. 9)...had a career-tying three-game assist streak (0-3=3; fifth time), Dec. 10-15...logged a season-high 29:15 TOI, Dec. 8 vs. VAN...had a career-high two-game goal streak (2-0=2), Oct. 15-17...scored his second goal of the season for his 200th career NHL point, Oct. 17 vs. PHX...in his Anaheim debut, scored a goal on five shots in 21:30 TOI, Oct. 15 vs. ATL...missed the first four games of the season with an episode of acute double vision that also kept him out of training camp...following the season, underwent successful surgery to repair a torn labrum in his left shoulder, May 2...the surgery was performed by Ducks Orthopedic Surgeon Dr. Orr Limpisvasti...**PLAYOFFS:** Appeared in all six CQF games vs. NSH, going scoreless with two PIM.

## CAREER:

Signed a three-year contract with Anaheim through 2012-13, July 1, 2010...**2009-10:** Appeared in his ninth NHL season, his fifth with Buffalo...played in all six of Buffalo's CQF matches vs. BOS, collecting one assist in Game 6 at TD Garden...played a career-high 35:37 TOI in Game 4 of the CQF, Apr. 21 @ BOS...appeared in 67 games during the regular season, leading the club in hits (126), ranking second in blocked shots (98) and third in plus/minus and shots (77)...strung together a career-high four-game point streak (1-3=4), Feb. 13-Mar. 5...appeared in his 600th career NHL contest, Nov. 25 @ WSH...missed 11 games due to a groin injury, Oct. 24-Nov. 18...missed the first three games of the season with a hand injury sustained during the preseason, Oct. 3-10...**2008-09:** In his eighth NHL season, scored 3-20=23 points in 80 games...led the Sabres with 166 blocked shots and 165 hits...had a career-tying three-game assist streak (0-3=3), Jan. 17-21...**2007-08:** Was one of four Sabres to appear in all 82 regular season games, collecting 4-22=26 points with 74 PIM...it was the first time in his career that he appeared in all 82 games...his 22 assists matched a career high...among team leaders, ranked first in blocked shots (146), second in hits (159) and third in TOI (21:39)...appeared in his 500th career NHL game, Mar. 8 @ CAR...set a career high for points in a game (0-4=4), Feb. 27 vs. NSH...had a career-tying three-game assist streak (0-3=3), Feb. 20-23...**2006-07:** In his sixth NHL season, advanced to the ECF with Buffalo...in 16 contests, scored 2-2=4 points with 14 PIM...scored a goal in Game 1

## NHL HIGHLIGHTS

### NHL Career Hat Tricks:

None

### NHL Career Multiple-Point Games:

22 (1 multiple-goal, 15 multiple-assist)

### NHL Career OT Goals:

None

### NHL Career Highs:

**Goals:** 2, Dec. 19, 2001 w/CGY @ PHX

**Assists:** 4, Feb. 27, 2008 w/BUF vs. NSH

**Points:** 4, Feb. 27, 2008 w/BUF vs. NSH (0-4=4)

**PIM:** 6, Mar. 2, 2007 w/BUF vs. MTL

**TOI:** 33:16, Apr. 2, 2003 w/CGY vs. SJ

**Shots:** 6, three times (last: Mar. 16, 2010 w/BUF @ ATL)

**Plus/Minus:** +4, Mar. 9, 2011 vs. NYR

**Goal Streak:** Two games, Oct. 15-17, 2010 (2-0=2)

**Assist Streak:** Three games, five times (last: Dec. 10-15, 2010; 0-3=3)

**Point Streak:** Four games, Feb. 13-Mar. 5, 2010 (1-3=4)

**Penalty Shots:** None

### First NHL Game:

In a 4-3 CGY loss, Oct. 5, 2000 vs. DET

### First NHL Point:

An assist in a 2-0 CGY win, Oct. 14, 2000 @ NYI

### First NHL Goal:

A goal (Turek) in a 3-2 CGY win (OT), Mar. 3, 2001 vs. STL

### Milestones Achieved:

700th NHL game, Jan. 7, 2011 vs. CBJ

100th NHL assist, Jan. 5, 2007 w/BUF vs. PIT

200th NHL point, Oct. 17, 2010 vs. PHX

### Milestones Within Reach:

62 appearances to 800 NHL games

## LYDMAN VS. THE NHL

Team	GP	G	A	Pts.	PIM
Anaheim	20	3	6	9	15
Boston	40	3	9	12	25
Buffalo	6	2	2	4	4
Calgary	7	0	4	4	8
Carolina	21	2	3	5	26
Chicago	23	1	4	5	20
Colorado	27	0	8	8	12
Columbus	23	1	8	9	16
Dallas	23	1	8	9	8
Detroit	23	0	2	2	10
Edmonton	24	0	4	4	14
Florida	25	0	7	7	21
Los Angeles	21	0	7	7	14
Minnesota	27	1	6	7	20
Montreal	40	0	9	9	26
Nashville	20	2	7	9	10
New Jersey	22	0	4	4	6
NY Islanders	24	1	5	6	20
NY Rangers	25	2	7	9	14
Ottawa	38	1	4	5	36
Philadelphia	24	1	8	9	22
Phoenix	24	3	2	5	10
Pittsburgh	24	1	7	8	14
San Jose	24	1	7	8	8
St. Louis	22	2	4	6	8
Tampa Bay	23	2	11	13	12
Toronto	42	4	9	13	36
Vancouver	25	0	7	7	6
Washington	26	1	11	12	18
Winnipeg	25	1	7	8	34
<b>NHL Totals</b>	<b>738</b>	<b>36</b>	<b>187</b>	<b>223</b>	<b>493</b>




of the ECF, May 10 vs. OTT...scored his first goal in Game 2 of the CQF, Apr. 14 vs. NYL...in the regular season, scored 2-17=19 points with 55 PIM and a career-tying +10 rating...led the Sabres with 167 blocked shots...appeared in his 400th NHL game, Jan. 13 vs. TB...recorded his 100th career NHL assist, Jan. 5 vs. PIT...scored 1-1=2 points with his second career GWG, Dec. 21 @ NSH...**2005-06:** In his fifth NHL season and his first with Buffalo, appeared in 18 post-season contests, advancing to the ECF with Buffalo...collected 1-4=5 points with 18 PIM...scored his first career playoff goal in Game 5 of the ECF, May 28 @ CAR...scored 1-16=17 points with 82 PIM in 67 regular season games...earned an assist, which accounted for his 100th career NHL point, Nov. 17 vs. WSH...appeared in his 300th career NHL contest, Nov. 11 vs. TOR...was acquired by Buffalo from Calgary in exchange for a third-round selection in the 2006 NHL Entry Draft, Aug. 25...**2004-05:** Appeared in eight regular season contests with HIFK Helsinki of the Finnish Elite League, scoring 1-2=3 points...also appeared in five playoff games, earning three assists (0-3=3)...**2003-04:** Appeared in his fourth NHL season with Calgary...made his NHL playoff debut with the Flames, collecting one assist with two PIM...returned from injury to play in Games 3-5 of the SCF vs. TB...earned an assist in Game 5 of the SCF, June 3 @ TB...also appeared in Games 1-3 of CGY's CQF series vs. VAN...in the regular season, scored 4-16=20 points with 30 PIM and a +6 rating in 67 games...missed the final 10 contests of the regular season due to injury...earned his first career GWG, Nov. 18 vs. TOR...**2002-03:** In his third NHL season, appeared in a then-career high 81 contests, earning 6-20=26 points...recorded a career-high 33:16 TOI, Apr. 3 vs. SJ...scored his second PPG of the season in his 200th career NHL game, Feb. 17 @ STL...**2001-02:** In his second NHL season with Calgary, scored a career-high 6-22=28 points with 52 PIM in 79 games...appeared in his 100th NHL game, Dec. 31 vs. EDM...scored a career-high two goals (2-0=2), Dec. 19 @ PHX...**2000-01:** Made his NHL debut with Calgary, scoring 3-16=19 points in 62 contests...scored 1-1=2 points for his first career multi-point game, Apr. 2 @ DAL...scored his first career NHL goal (Turek), Mar. 3 vs. STL...notched his first NHL point (assist), Oct. 14 @ NYL...made his NHL debut in Calgary's season opener, Oct. 5 vs. DET...**Miscellaneous:** Has won two Olympic medals with his native Finland at the Olympic Winter Games in both Vancouver in 2010

(bronze) and Turin in 2006 (silver)...appeared in six contests with Team Finland at the 2010 Games in Vancouver, going scoreless with two PIM and a +1 rating...in 14 career Olympic contests, has scored 1-0=1 point with 12 PIM...has also appeared for Team Finland at the IIHF World Championship (1998, 1999) and the World Cup (2004)...prior to joining the NHL in 2000-01, played four seasons in the Finnish Elite League, earning 13-37=50 points with 185 PIM in 185 games.

## PERSONAL:

Toni and his wife, Heta, have two daughters: Amanda and Ellen...the family resides in Espoo, Finland in the offseason...has one older brother...lists NHL Hall-of-Famer and fellow Finn Jari Kurri as his favorite player to watch growing up...started playing hockey at the age of nine...his favorite TV show to watch is "The Office"...is a big fan of heavy metal music...lists some of his favorite metal bands as Mastodon, Slayer, Maylene and the Sons of Disaster, and Parkway Drive.



## REGULAR SEASON

## PLAYOFFS

Season	Team	League	GP	G	A	Pts.	PIM	+/-	GP	G	A	Pts.	PIM
1996-97	Tappara Tampere	Finland	49	1	2	3	65	-	3	0	0	0	6
1997-98	Tappara Tampere	Finland	48	4	10	14	48	-	4	0	2	2	0
1998-99	HIFK Helsinki	Finland	42	4	7	11	36	-	11	0	3	3	2
	HIFK Helsinki	Euro HL	6	0	2	2	29	-	-	-	-	-	-
1999-00	HIFK Helsinki	Finland	46	4	18	22	36	-	9	0	4	4	6
2000-01	CALGARY	NHL	62	3	16	19	30	-7	-	-	-	-	-
2001-02	CALGARY	NHL	79	6	22	28	52	-8	-	-	-	-	-
2002-03	CALGARY	NHL	81	6	20	26	28	-7	-	-	-	-	-
2003-04	CALGARY	NHL	67	4	16	20	30	+6	6	0	1	1	2
2004-05	HIFK Helsinki	Finland	8	1	2	3	2	-	5	0	3	3	0
2005-06	BUFFALO	NHL	75	1	16	17	82	+9	18	1	4	5	18
	Finland	Olympics	8	1	0	1	10	-	-	-	-	-	-
2006-07	BUFFALO	NHL	67	2	17	19	55	+10	16	2	2	4	14
2007-08	BUFFALO	NHL	82	4	22	26	74	+1	-	-	-	-	-
2008-09	BUFFALO	NHL	80	3	20	23	70	0	-	-	-	-	-
2009-10	BUFFALO	NHL	67	4	16	20	30	+10	6	0	1	1	6
	Finland	Olympics	6	0	0	0	2	+1	-	-	-	-	-
2010-11	ANAHEIM	NHL	78	3	22	25	42	+32	6	0	0	0	2
NHL Totals			738	36	187	223	493	+46	52	3	8	11	42





# BRANDON McMILLAN

**SHOOTS:** Left **HEIGHT:** 5-10 **WEIGHT:** 190 **AGE:** 21; turns 22 on March 22, 2012  
**BORN:** March 22, 1990; Richmond, British Columbia **HOMETOWN:** Tsawwassen, British Columbia  
**DRAFTED:** By Anaheim in the third round (85th overall) of the 2008 NHL Entry Draft  
**2010-11 REAL TIME STATISTICS**

**TOI/GM:** 14:04 **SHFT/GM:** 20.4 **FO% (FW/FL):** 38.9% (114/179)

## 2010-11:

Made his NHL debut with Anaheim...was recalled from Syracuse (AHL) on Nov. 20 and remained with the Ducks for the rest of the season...scored 11-10=21 points in 60 contests with 18 PIM...ranked tied for 12th in goals among NHL rookies following his recall...established a rookie record with two SHG on the season...ranked tied for third in the NHL in rookie SHG...scored Anaheim's first goal in their regular season finale, a 3-1 Ducks win, Apr. 9 @ LA...scored Anaheim's only goal in regulation en route to a 2-1 OT victory, Mar. 19 @ LA...scored his second career GWG on the power play in a 3-2 Ducks triumph, Feb. 27 vs. COL...logged a career-high 20:31 TOI, Feb. 25 vs. MIN...had a career-high five-game point streak (3-2=5) from Feb. 5-16, which was tied for the seventh-longest among NHL rookies in 2010-11...in addition, strung together a three-game goal streak (3-0=3) within that five-game point streak, Feb. 9-13...scored his second career SHG as part of a 5-4 OT victory, Feb. 11 @ CGY...his goal tied the game at 3-3 as the Ducks went on to win...scored his first career PPG, Jan. 12 vs. STL...had a career-high three-game assist streak (0-3=3), Dec. 28-Jan. 2...scored the first GWG of his career as part of a two-point game (1-1=2), the first multi-point game

of his career in a 3-0 Ducks shutout on Dec. 20 @ BOS...also recorded a career-high +3 rating and his goal marked the first SHG of his career...collected his first NHL assist, Dec. 10 vs. CGY...scored his first career NHL goal in his third career game, Nov. 27 @ PHX...made his NHL debut just one day following his recall from Syracuse, Nov. 21 vs. EDM...was reassigned to Syracuse on Nov. 22, but was recalled two days later (Nov. 24)...in 16 games with Syracuse, scored 4-5=9 points with 10 PIM...**PLAYOFFS:** Appeared in all six of Anaheim's CQF contests vs. Nashville, scoring 1-1=2 points...picked up his first postseason goal and assist (1-1=2) in Game 4 of the CQF, Apr. 20 @ NSH...his goal served as the club's sixth in the 6-3 victory...made his postseason debut in Game 1 of the CQF, Apr. 13 vs. NSH.

## CAREER:

Signed a three-year entry-level contract through 2012-13, May 28, 2010...**2009-10:** Appeared in his fourth WHL season with Kelowna in 2009-10, scoring 25-42=67 points with 63 PIM in 55 games...among team leaders, ranked first in points-per-game (1.22), tied for first in plus/minus (+11), tied for second in goals, and third in scoring and

## NHL HIGHLIGHTS

### NHL Career Hat Tricks:

None

### NHL Career Multiple-Point Games:

1, Dec. 20, 2010 @ BOS (1-1=2)

### NHL Career OT Goals:

None

### NHL Career Highs:

**Goals:** 1, 11 times (last: Apr. 9, 2011 @ LA)

**Assists:** 1, 10 times (last: Mar. 30, 2011 @ CGY)

**Points:** 2, Dec. 20, 2010 @ BOS (1-1=2)

**PIM:** 2, nine times (last: Mar. 24, 2011 @ NSH)

**TOI:** 20:31, Feb. 25, 2011 vs. MIN

**Shots:** 4, two times (last: Dec. 20, 2010 @ BOS)

**Plus/Minus:** +3, Dec. 20, 2010 @ BOS

**Goal Streak:** Three games, Feb. 9-13, 2011 (3-0=3)

**Assist Streak:** Three games, Dec. 28, 2010-Jan. 2, 2011 (0-3=3)

**Point Streak:** Five games, Feb. 5-16, 2011 (3-2=5)

**Penalty Shots:** None

### First NHL Game:

In a 4-2 ANA loss, Nov. 21, 2010 vs. EDM

### First NHL Point:

A goal (Bryzgalov) in a 6-4 ANA win, Nov. 27, 2010 @ PHX

### First NHL Goal:

A goal (Bryzgalov) in a 6-4 ANA win, Nov. 27, 2010 @ PHX

### Milestones Within Reach:

40 appearances to 100 NHL games

## McMILLAN VS. THE NHL

Team	GP	G	A	Pts.	PIM
Anaheim	-	-	-	-	-
Boston	1	1	1	2	0
Buffalo	1	0	0	0	0
Calgary	4	1	2	3	2
Carolina	1	0	0	0	0
Chicago	3	0	1	1	0
Colorado	4	1	2	3	2
Columbus	2	1	0	1	0
Dallas	3	0	0	0	2
Detroit	2	0	0	0	2
Edmonton	4	1	0	1	0
Florida	1	0	0	0	0
Los Angeles	6	2	0	2	0
Minnesota	3	0	0	0	2
Montreal	1	0	0	0	2
Nashville	2	0	0	0	2
New Jersey	-	-	-	-	-
NY Islanders	1	0	0	0	2
NY Rangers	1	0	0	0	0
Ottawa	1	0	0	0	0
Philadelphia	1	0	1	1	0
Phoenix	5	1	1	2	0
Pittsburgh	-	-	-	-	-
San Jose	4	0	0	0	0
St. Louis	3	1	1	2	0
Tampa Bay	-	-	-	-	-
Toronto	1	1	0	1	0
Vancouver	3	1	0	1	2
Washington	2	0	1	1	0
Winnipeg	-	-	-	-	-
<b>NHL Totals</b>	<b>60</b>	<b>11</b>	<b>10</b>	<b>21</b>	<b>18</b>


# LEFT WING 64

assists...opened the season on an eight-game point streak (4-11=15), Sept. 19-Oct. 10...also had points in 14 of his first 15 games (7-18=25), Sept. 19-Nov. 14...closed the season on a season-best 10-game point streak (10-9=19) from Feb. 21-Mar. 13, including a career-high four goals (4-0=4) in Kelowna's season finale, Mar. 13 vs. Prince George...had 5-10=15 points in 12 playoff games with Kelowna...led the team in postseason scoring, assists, plus/minus (+5) and points-per-game (1.25)...**2008-09:** In his third season with Kelowna, registered 14-35=49 points in 70 games...finished fifth on the club in assists and sixth in points...helped the Rockets to a WHL Championship, appearing in 16 postseason contests with four assists...advanced to the Memorial Cup final, falling to Windsor (OHL), 4-1...had a career-

high five-point night (3-2=5), Nov. 21 @ Prince George...**2007-08:** In his second WHL season, more than tripled his point production from the previous season...finished fifth among the Rockets in scoring (15-26=41) and second in games played (71), missing only one contest during the 2007-08 regular season...played in seven postseason contests with Kelowna, going scoreless...**2006-07:** In his rookie WHL season, collected 2-10=12 points in 55 contests...**Miscellaneous:** Represented Canada at the 2010 IIHF World Junior Championship in Saskatoon, Saskatchewan, earning 4-4=8 points in six games...also helped Team Canada to a gold medal at the 2008 U-18 IIHF World Championship.

## PERSONAL:


Spent the majority of his summer in Kelowna, British Columbia, where he played his junior hockey...traveled to Italy and Greece this past May, visiting cities such as Rome and Venice in Italy...also spent time on the Greek isle of Santorini, citing it as one of the more beautiful places he's ever visited...has one younger sister...considers his musical taste very eclectic but particularly enjoys the bands Foo Fighters, City and Colour, Skrillex and Mumford and Sons...enjoys cooking, especially on the barbeque, but sticks to his favorite staples such as chicken, steak, rice and vegetables...aside from reaching the NHL, says his best hockey moment was winning the WHL championship with Kelowna in 2009...lists Joe Sakic as his favorite NHL player growing up.



## REGULAR SEASON

## PLAYOFFS

Season	Team	League	GP	G	A	Pts.	PIM	+/-	GP	G	A	Pts.	PIM
2006-07	Kelowna	WHL	55	2	10	12	27	-17	-	-	-	-	-
2007-08	Kelowna	WHL	71	15	26	41	56	-5	7	0	0	0	6
2008-09	Kelowna	WHL	70	14	35	49	75	+23	16	0	4	4	16
2009-10	Kelowna	WHL	55	25	42	67	63	+11	12	5	10	15	14
2010-11	Syracuse	AHL	16	4	2	6	10	-6	-	-	-	-	-
	ANAHEIM	NHL	60	11	10	21	18	-5	6	1	1	2	0
NHL Totals			60	11	10	21	18	-5	6	1	1	2	0



# GEORGE PARROS

**SHOOTS:** Right **HEIGHT:** 6-5 **WEIGHT:** 227 **AGE:** 31; turns 32 on December 29, 2011  
**BORN:** Dec 29, 1979; Washington, Pennsylvania **HOMETOWN:** Randolph, New Jersey  
**ACQUIRED:** From Colorado with the option to exchange third-round selections in the 2007 NHL Entry Draft in exchange for a second-round selection in the 2007 NHL Entry Draft, Nov. 13, 2006  
**DRAFTED:** By Los Angeles in the eighth round (222nd overall) of the 1999 Entry Draft  
**2010-11 REAL TIME STATISTICS**  
**TOI/GM:** 6:24 **SHFT/GM:** 9.4 **FO% (FW/FL):** 25.0% (1/3)

## 2010-11:

Appeared in his sixth NHL season, his fifth with Anaheim...collected 3-1=4 points with 171 PIM in a career-high 78 contests...led Anaheim for the fifth straight season and ranked tied for 10th in the NHL in PIM...ranked sixth on the club in hits...appeared in his 300th game in a Ducks uniform, Mar. 19 @ LA...logged a season-high 11:21 TOI, Jan. 15 vs. PHX...scored two goals for his first career multi-goal game (2-0=2) and registered a career-tying +2 rating, Dec. 1 vs. FLA...his second goal accounted for the second GWG of his career...also matched his single-game career high in points...earned his first assist of the season and 13th of his career, Nov. 7 vs. NSH...marked his first assist in 117 games with his last coming on Dec. 14, 2008 vs. MIN...appeared in his 300th career NHL game, Oct. 30 @ SJ...scored his first goal of the season and the first career GWG, Oct. 26 @ DAL...**PLAYOFFS:** Appeared in all six CQF games vs. NSH, going scoreless with a team-leading 16 PIM.

## CAREER:

Signed a three-year contract extension with Anaheim through 2011-12, Jan. 29, 2009...has accrued 100+ PIM in each of his six NHL seasons...**2009-10:** Appeared in his fifth NHL season, his fourth with Anaheim...collected 4-0=4 points with 136 PIM and a +4 rating in 57 games...led Anaheim in PIM and ranked tied for fourth in plus/minus...had a plus-or-even rating in 53 of his 57 contests...finished the season just one goal short of matching

his career high of five, set in 2008-09...three of his four goals came in his final 13 games of the season...scored a goal in the club's season finale while logging a career-high 12:50 TOI, Apr. 11 vs. EDM...had a career-high four shots in 9:06 TOI, Mar. 29 vs. DAL...racked up a career-high 20 PIM, Mar. 24 @ VAN...missed 10 games due to a right hand laceration, Jan. 2-19...appeared in his 200th contest as a Duck, Nov. 29 vs. PHX...**2008-09:** Made his third consecutive trip to the Stanley Cup Playoffs in his fourth NHL season...played seven postseason contests, including all six of the Ducks' CQF games vs. top-seeded San Jose...in the regular season, career highs in goals, assists and points (5-5=10)...recorded a plus-or-even rating in 66 of his 74 appearances...led the Ducks in PIM (135)...was nominated as Anaheim's candidate for the Bill Masterton Trophy, awarded each year to the NHL player who "best exemplifies the qualities of perseverance, sportsmanship and dedication to hockey"...scored his fifth goal of the season, Mar. 22 vs. PHX...appeared in his 200th career NHL contest, Jan. 16 @ PIT...collected his career-high fifth assist of the season, Dec. 14 vs. MIN...scored his then-career high third goal of the season, Dec. 10 vs. STL...earned a career-high two assists (0-2=2), Dec. 7 vs. CBJ...missed two games with an eye abrasion, Nov. 2-4...scored his first goal of 2008-09 and fifth of his career, Oct. 12 vs. PHX...**2007-08:** Led the club in PIM for the second consecutive season (183)...logged a then-career high 11:31 TOI, Apr. 6 vs. PHX...appeared

## NHL HIGHLIGHTS

### NHL Career Hat Tricks:

None

### NHL Career Multiple-Point Games:

3 (1 multiple-goal, 1 multiple-assist)

### NHL Career OT Goals:

None

### NHL Career Highs:

**Goals:** 2, Dec. 1, 2010 vs. FLA

**Assists:** 2, Dec. 7, 2008 vs. CBJ

**Points:** 2, three times (last: Dec. 1, 2010 vs. FLA; 2-0=2)

**PIM:** 20, Mar. 24, 2010 @ VAN

**TOI:** 12:50, Apr. 11, 2010 vs. EDM

**Shots:** 4, Mar. 29, 2010 vs. DAL

**Plus/Minus:** +2, two times (last: Dec. 1, 2010 vs. FLA)

**Goal Streak:** None

**Assist Streak:** Two games, Oct. 20-23, 2005 (1-2=3)

**Point Streak:** Two games, two times (last: Dec. 7-10, 2008; 1-2=3)

**Penalty Shots:** None

### First NHL Game:

In a 5-4 LA loss, Oct. 5, 2005 @ DAL

### First NHL Point:

An assist in a 2-1 LA win, Oct. 9, 2005 vs. MIN

### First NHL Goal:

A goal (Hedberg) in a 7-2 LA win, Oct. 20, 2005 @ DAL

### Milestones Achieved:

300th NHL game, Oct. 30, 2010 @ SJ

300th game as a Duck, Mar. 19, 2011 @ LA

### Milestones Within Reach:

33 appearances to 400 NHL games

## PARROS VS. THE NHL

Team	GP	G	A	Pts.	PIM
Anaheim	5	0	0	0	28
Boston	5	0	0	0	7
Buffalo	5	0	0	0	25
Calgary	19	1	1	2	66
Carolina	4	0	0	0	0
Chicago	18	1	1	2	53
Colorado	19	1	0	1	29
Columbus	23	0	2	2	46
Dallas	27	2	1	3	55
Detroit	11	0	0	0	23
Edmonton	22	3	0	3	66
Florida	3	2	0	2	5
Los Angeles	30	0	0	0	60
Minnesota	16	0	2	2	26
Montreal	2	0	1	1	0
Nashville	15	0	2	2	31
New Jersey	5	0	0	0	7
NY Islanders	3	0	0	0	5
NY Rangers	4	0	1	1	5
Ottawa	4	0	0	0	15
Philadelphia	6	0	0	0	17
Phoenix	30	2	1	3	32
Pittsburgh	4	0	0	0	7
San Jose	33	1	0	1	91
St. Louis	18	1	0	1	55
Tampa Bay	6	0	0	0	14
Toronto	4	1	0	1	27
Vancouver	17	1	1	1	55
Washington	5	0	1	1	10
Winnipeg	4	0	0	0	5
<b>NHL Totals</b>	<b>367</b>	<b>16</b>	<b>13</b>	<b>29</b>	<b>865</b>




# RIGHT WING 16

in his 100th contest as a Duck, Apr. 5 @ LA...missed four games with a bruised knee, Jan. 13-18...scored his first goal of the season and fourth of his career, Dec. 29 @ CGY...played in his 100th career NHL game, Oct. 25 vs. PHX...**2006-07:** Played in his second NHL season, first with Anaheim...appeared in five playoff games, recording one shot and 10 PIM en route to his first Stanley Cup championship...led the team in PIM (102) during the regular season...scored his first goal as a Duck, Mar. 28 @ CHI...made his Anaheim debut, Nov. 15 vs. PHI...also played two games with Colorado...missed nine games due to a bruised shoulder, Oct. 4-23...was claimed on waivers by Colorado one day before the Oct. 3 season opener...**2005-06:** Led all Kings rookies with 55 games played...ranked second on the club in PIM (138) and penalty majors (18)...recorded four of his five points in October and was a +5 for the month...made his NHL debut, Oct. 5 @ DAL...recorded his first career NHL goal and "Gordie Howe Hat Trick" (goal, assist and fighting major), Oct. 20 @ DAL...collected his second goal of the season, Jan. 21 vs. SJ...had a plus-or-even rating in 49 of his 55 games...missed 21 games with an ankle sprain (Nov. 19-Dec. 19 and Dec. 29-Jan. 9)...**2004-05:** Appeared in 67 games with Manchester (AHL), finishing second in PIM (247)...set career highs in goals, assists and points...recorded four PPG and four GWG...played in six Calder Cup Playoff games with Manchester...**2003-04:** Appeared in his first full professional season with Manchester, recording 3-6=9 points with 126 PIM in 57 games...scored his first professional goal, Nov. 29 vs. Providence...**2002-03:** Made his professional debut with Manchester after completing his senior season at Princeton University, recording 0-1=1 point in nine appearances...with Princeton, earned 0-7=7 points with 29 PIM in 22 games...**2001-02:** In his junior season at Princeton, recorded a career-high 9-13=22 points in 31 games...finished second on the team in scoring...**2000-01:** Appeared in 31 games during his sophomore year, earning 7-10=17 points with 17 PIM...finished the season tied for third on the team in assists...**1999-00:** In his freshman year at Princeton, recorded 4-2=6 points in 27 games...**Miscellaneous:** Was a three-time member of the ECAC All-Academic team...recorded 20-32=52 points with 119 PIM in 111 career games at Princeton...became just the seventh Princeton Tiger to play in an NHL game.

## PERSONAL:

Resides with wife, Tiffany, in Hermosa Beach year-round...donates his hair once a year as part of the annual George Parros Cut for the Kids, benefiting the Childhood Leukemia Foundation...started an apparel line called "Stache Gear" in November 2009 and is sold in the Ducks Team Store and online...all proceeds from the line benefit the Childhood Leukemia Foundation and Garth Brooks Teammates for Kids...last summer, assisted Anaheim and Huntington Beach firefighters in raising funds for the Anaheim Ducks Foundation during a serving competition at Oggi's Pizza and Brewing Co. in Huntington Beach...enjoys cooking on the barbecue, citing grilled lamb as his best dish...is part Greek and can speak and understand some of the language...if he wasn't a hockey player, says he would be working on Wall Street...plays the harmonica and also enjoys playing Guitar Hero...in addition to enjoying beach volleyball, participates in outdoor activities such as horseshoes and golf.



## REGULAR SEASON

## PLAYOFFS

Season	Team	League	GP	G	A	Pts.	PIM	+/-	GP	G	A	Pts.	PIM
1999-00	Princeton	ECAC	27	4	2	6	14	-	-	-	-	-	-
2000-01	Princeton	ECAC	31	7	10	17	38	-	-	-	-	-	-
2001-02	Princeton	ECAC	31	9	13	22	36	-	-	-	-	-	-
2002-03	Princeton	ECAC	22	0	7	7	29	-	-	-	-	-	-
	Manchester	AHL	9	0	1	1	7	-	-	-	-	-	-
2003-04	Manchester	AHL	57	3	6	9	126	-	5	0	0	0	4
2004-05	Reading	ECHL	3	0	0	0	9	-	-	-	-	-	-
	Manchester	AHL	67	14	8	22	247	-	6	1	1	2	27
2005-06	LOS ANGELES	NHL	55	2	3	5	138	+1	-	-	-	-	-
2006-07	COLORADO	NHL	2	0	0	0	0	-1	-	-	-	-	-
	ANAHEIM	NHL	32	1	0	1	102	-2	5	0	0	0	10
2007-08	ANAHEIM	NHL	69	1	4	5	183	+3	1	0	0	0	0
2008-09	ANAHEIM	NHL	74	5	5	10	135	+8	7	0	0	0	9
2009-10	ANAHEIM	NHL	57	4	0	4	136	+4	-	-	-	-	-
2010-11	ANAHEIM	NHL	78	3	1	4	171	-4	6	0	0	0	16
NHL Totals			367	16	13	29	865	+9	19	0	0	0	35
Anaheim Totals			310	14	10	24	727	+9	19	0	0	0	35



# COREY PERRY



**SHOTS:** Right **HEIGHT:** 6-3 **WEIGHT:** 210 **AGE:** 26; turns 27 on May 16, 2012  
**BORN:** May 16, 1985; Peterborough, Ontario **HOMETOWN:** London, Ontario  
**DRAFTED:** By Anaheim in the first round (28th overall) of the 2003 NHL Entry Draft  
**2010-11 REAL TIME STATISTICS**

**TOI/GM:** 22:18 **SHFT/GM:** 26.5 **FO% (FW/FL):** 40.9% (9/13)

## 2010-11:

Appeared in his sixth NHL season, collecting 50-48=98 points with a +9 rating and 104 PIM in 82 games en route to the Hart Memorial Trophy as league MVP...became the first player from a Southern California team to win the Hart Trophy since Hall-of-Famer Wayne Gretzky earned the honor with Los Angeles in 1989...was only the third player from a California team to win the Hart, joining Gretzky and SJ's Joe Thornton (2006)...also became the second player in franchise history to win the Maurice "Rocket" Richard Trophy by leading the league in goals...his 98 points ranked third in the NHL and were the most by a Duck since 1997-98...also co-led the league in GWG, ranked tied for fifth in PPG (14) and SHG (4), and his 22:18 avg. TOI ranked first among right wingers and second among all NHL forwards...his 28 goals on the road also led the NHL...was one of only two Ducks to appear in all 82 contests...led the league with 21 third-period goals and was tops with 23 third-period/OT goals...his 21 third-period goals were also the most in Ducks history and the most by any Western Conference player since 2005-06...25 of his goals tied the score or put the Ducks ahead (nine tied game, 16 put Ducks

ahead/won game)...became the third player in club history to score 50 goals, the most by a Duck since Selanne in 1997-98 (52)...marked first time since 2007-08 that a Western Conference player scored 50-or-more (Iginla, 50)...over the last 20 games of the season, led the NHL in goals and points (19-12=31 with a +12), lifting the Ducks to a fourth-place place finish in the Western Conference...also led the NHL in goals (25) and points (47) following the All-Star break...became the first player since 1996-97 to record 50-or-more goals and 100+ PIM in a single season...in addition to his First Star of the Month recognition for March, also received NHL "Stars of the Week" honors on four occasions: First Star of the Week on Apr. 4, Second Star of the Week on Mar. 28 and Third Star of the Week on both Mar. 14 and Feb. 7...finished March with 15-6=21, becoming the fifth NHL player since Jan. 1997 to score 15 goals in a single month...also co-led the NHL in scoring (21 points) and ranked first in GWG (4)...his 15 goals accounted for the highest goal-scoring month by a Ducks player in club history...recorded a 10-game point streak from Mar. 19-Apr. 6 (14-8=22, +11)...within the 10-game streak, had a career-high five-game

## NHL HIGHLIGHTS

### NHL Career Hat Tricks:

3, last: Apr. 6, 2011 vs. SJ

### NHL Career Multiple-Point Games:

87 (26 multiple-goal, 30 multiple-assist)

### NHL Career OT Goals:

2 (last: Mar. 19, 2011 @ LA)

### NHL Career Highs:

**Goals:** 3, three times (last: Apr. 6, 2011 vs. SJ)

**Assists:** 4, Oct. 31, 2008 vs. VAN

**Points:** 5, two times (last: Dec. 12, 2010 vs. MIN; 3-2=5)

**PIM:** 15, Oct. 8, 2010 @ DET

**TOI:** 29:27, Apr. 9, 2011 @ LA

**Shots:** 9, five times (last: Apr. 6, 2011 vs. SJ)

**Plus/Minus:** +4, Dec. 12, 2011 vs. MIN

**Goal Streak:** Five games, Mar. 19-26, 2011 (8-2=10)

**Assist Streak:** 10 games, Nov. 13-Dec. 1, 2009 (2-11=13)

**Point Streak:** 19 games, Oct. 21-Dec. 1, 2009 (10-16=26)

**Penalty Shots:** 1-for-1, Dec. 12, 2010 vs. MIN (Backstrom)

### First NHL Game:

In a 5-3 ANA win, Oct. 5, 2005 @ CHI

### First NHL Point:

An assist in a 5-3 ANA win, Oct. 5, 2005 @ CHI

### First NHL Goal:

A goal (Markkanen) in a 4-2 ANA loss, Oct. 10, 2005 vs. EDM

### Milestones Achieved:

400th NHL game, Dec. 10, 2010 vs. CGY

100th NHL goal, Nov. 3, 2009 vs. PIT

200th NHL assist, Apr. 6, 2011 vs. SJ

300th NHL point, Dec. 8, 2010 @ VAN

### Milestones Within Reach:

31 points to 400 NHL points

32 goals to 200 NHL goals

50 appearances to 500 NHL games


## PERRY VS. THE NHL

Team	GP	G	A	Pts.	PIM
Anaheim	-	-	-	-	-
Boston	6	3	2	5	2
Buffalo	5	4	1	5	11
Calgary	24	9	11	20	40
Carolina	5	0	3	3	12
Chicago	23	10	12	22	23
Colorado	23	7	13	20	14
Columbus	23	8	10	18	28
Dallas	38	11	15	26	28
Detroit	23	5	7	12	43
Edmonton	24	10	10	20	20
Florida	5	4	3	7	4
Los Angeles	37	13	13	26	60
Minnesota	22	13	10	23	18
Montreal	3	3	2	5	9
Nashville	22	9	10	19	18
New Jersey	5	1	3	4	2
NY Islanders	6	1	1	2	4
NY Rangers	6	4	1	5	0
Ottawa	5	3	3	6	2
Philadelphia	6	1	6	7	8
Phoenix	35	17	12	29	47
Pittsburgh	6	4	2	6	6
San Jose	37	14	13	27	46
St. Louis	21	3	8	11	34
Tampa Bay	4	0	3	3	2
Toronto	4	2	4	6	6
Vancouver	22	6	13	19	32
Washington	6	2	7	9	12
Winnipeg	4	1	3	4	6
<b>NHL Totals</b>	<b>450</b>	<b>168</b>	<b>201</b>	<b>369</b>	<b>537</b>

# RIGHT WING 10

goal streak (7-2=9), Mar. 19-26...had three hat tricks on the season, matching the club record for most by one player in a single season...Dec. 12 vs. MIN: scored his first career hat trick as part of a career and franchise-tying five-point game (3-2=5)...marked the second time in club history a player had

scored a hattrick on the PP, at EV and SH... Feb. 5 @ COL: had 3-0=3 points in a 3-0 shutout, becoming the first player in Ducks history to score all three of his team's goals in a win...also became the first player in team history to record a hat trick while scoring every goal in a shutout...was the fourth player to accomplish the feat in an NHL game over the last six seasons...Apr. 6 vs. SJ: reached the 50-goal plateau on his third goal of the game as part of a four-point night (3-1=4)...his second goal served as the game-winner, establishing a franchise record for most GWG in a season (11)... his assist in the Apr. 6 contest marked the 200th of his career...scored a career-high four SHG on the season, establishing a club record...scored back-to-back OT goals (first two of his career), Mar. 19 @ LA and Mar. 20 vs. CGY, becoming the first Ducks player to record OT goals in back-to-back games...scored his first SHG of the season as part of a five-point night (3-2=5), Dec. 12 vs. MIN...his SHG was his first career penalty shot goal (second attempt)...appeared in his 400th career NHL contest, Dec. 10 vs. CGY... scored his 300th career point, Dec. 8 @ VAN... earned two assists for Team Staal in a 11-10 loss to Team Lidstrom at the 2011 NHL All-Star Game, Jan. 30 in Raleigh, NC...**PLAYOFFS:** Appeared in all six CQF games vs. NSH, recording 2-6=8 points with four PIM...led the team in scoring and cooled in assists...had three consecutive multi-point contests in Games 2-4 (2-6=8), Apr. 15-20...tied his playoff career high in points (3) in Game 2 and 4, and in assists (2) in Games 2-4.



## REGULAR SEASON PLAYOFFS

Season	Team	League	REGULAR SEASON						PLAYOFFS				
			GP	G	A	Pts.	PIM	+/-	GP	G	A	Pts.	PIM
2001-02	London	OHL	67	28	31	59	56	-	12	2	3	5	30
2002-03	London	OHL	67	25	53	78	145	-	14	7	16	23	27
2003-04	London	OHL	66	40	73	113	98	-	15	7	15	22	20
	Cincinnati	AHL	-	-	-	-	-	-	3	1	1	2	4
2004-05	London	OHL	60	47	83	130	117	-	18	11	27	38	46
2005-06	Portland	AHL	19	16	18	34	32	-	1	1	0	1	0
	ANAHEIM	NHL	56	13	12	25	50	+1	11	0	3	3	16
2006-07	ANAHEIM	NHL	82	17	27	44	55	+12	21	6	9	15	37
2007-08	ANAHEIM	NHL	70	29	25	54	108	+12	3	2	1	3	8
2008-09	ANAHEIM	NHL	78	32	40	72	109	+10	13	8	6	14	36
2009-10	ANAHEIM	NHL	82	27	49	76	111	0	-	-	-	-	-
	Canada	Olympics	7	4	1	5	2	-	-	-	-	-	-
2010-11	ANAHEIM	NHL	82	50	48	98	104	+9	6	2	6	8	4
NHL Totals			450	168	201	369	537	+44	54	18	25	43	101



## CAREER:

Since his debut season in 2005-06, has subsequently increased his point total in each of the next five seasons (25, 44, 54, 72, 76 and 98 in six NHL campaigns)...signed a five-year contract through 2012-13, July 1, 2008...**2009-10:** Appeared in his fifth NHL season with Anaheim, scoring 27-49=76 points with 111 PIM...established a career high in assists...was the only player to appear in all 82 Anaheim contests in 2009-10...had an NHL season-best and club-record 19-game point streak (10-16=26) from Oct. 21-Dec. 1, the longest in over two years (PIT's Sidney Crosby had 11-19=30 points in 19 straight games from Oct. 6-Nov. 15, 2007)...also had a career-best 10-game assist (2-11=13) streak within the 19-game point streak from Nov. 13-Dec. 1, which equaled the franchise best set by Ryan Getzlaf earlier in the season and also was tied for the second-longest in the NHL in 2009-10 (also Getzlaf and TB's Martin St. Louis)...led the Ducks in points and shots (270), ranked second in assists and tied for second in goals...strung together a 15-game home point streak (7-14=21), Oct. 21-Dec. 6, falling two games shy of the club record...appeared in his 300th NHL contest, Nov. 5 vs. NSH...scored his 100th NHL goal, the first of a two-goal night, Nov. 3 vs. PIT...notched his 200th career NHL point (assist), Oct. 10 @ PHI...scored his first career SHG, Oct. 8 @ BOS...**2008-09:** Appeared in his fourth

NHL season with Anaheim...appeared in all 13 postseason contests, collecting 8-6=14 points...had a playoff-high five-game point streak (4-3=7) from Apr. 23-May 3...scored the GWG in Game 5 of the CSF, May 12 vs. DET...set playoff career highs in goals and points (2-1=3) in Game 3 of the CSF, May 7 vs. DET...during the regular season, led the Ducks in goals, GWG (8) and shots (283) while ranking second in scoring and plus/minus, and third in assists and PPG (10)...among NHL leaders, finished tied for seventh in GWG...registered his 100th NHL assist, Mar. 27 vs. EDM...with Getzlaf and Selanne, was named a co-recipient of the NHL's First Star award for the week ending Nov. 2 (2-7=9 in four games)...set a career high for points and assists (1-4=5), Oct. 31 vs. VAN, tying a club record for points in a game (12th time)...**2007-08:** Was named a 2008 All-Star in his third NHL season...made his 2008 playoff debut in Game 4 of the CQF, Apr. 17 @ DAL after recovering from a right quadriceps injury...concluded the regular season establishing then-career highs in goals (29), points (54), GWG (4) and shots (200) and career highs in plus/minus (+12) and PPG (11)...among team leaders, ranked first in goals, second in points and tied for second in GWG...suffered a right quadriceps tendon laceration when he was cut by a skate blade, Mar. 6 @ COL...had surgery that night at a Denver hospital and missed the final 12 games of the regular season...the injury snapped his consecu-




time games played streak at a career-high 193 games, Jan. 9, 2006-Mar. 6, 2008...played in his 200th career NHL game, Feb. 15 vs. DAL...scored 16 seconds into the game, Jan. 4 vs. CHI, tying for the second-fastest in club history overall and the fastest ever at home...collected his 100th NHL point (assist), Dec. 29 @ CGY...represented the Western Conference at the 2008 All-Star Game, Jan. 27 @ ATL...**2006-07:** Won his first Stanley Cup championship in his second NHL season... appeared in all 21 of Anaheim's Stanley Cup Playoff contests, ranking fourth on the team in goals and tied for seventh in the NHL in points... finished tied for second in club history for most points in a single playoff season behind teammate Ryan Getzlaf...scored the final goal of the 2007 postseason, an unassisted tally at 17:00 in the third period of Game 5 of the SCF, June 6 vs.


OTT...collected two assists (a career postseason high) in Game 2 of the WCF, May 13 @ DET... scored a goal (the first of his postseason career) in Game 5 of the CQF, Apr. 19 vs. MIN...was one of eight Ducks to play in all 82 regular season games...**2005-06:** In his first NHL season, earned 0-3=3 points in 11 postseason games...ranked tied for second among rookies in PPA (2) during the postseason...collected his first career playoff point in Game 3 of the CQF, Apr. 25 vs. CGY... made his NHL postseason debut in Game 1 of the CQF, Apr. 21 @ CGY...collected 2-1=3 points (tying a rookie club record for most goals in a game) and recorded his first multiple-point NHL game, Jan. 28 @ LA...collected an assist, tying the Anaheim rookie record with eight shots on goal, Oct. 14 vs. CBJ...scored his first career NHL goal, Oct. 10 vs. EDM...recorded his first career NHL point in his NHL debut, Oct. 5 @ CHI...**Miscellaneous:** Won gold with Team Canada at the 2010 Olympic Winter Games in Vancouver...in his first career Olympic appearance, notched 4-1=5 points with a +3 rating in seven contests...ranked tied for second in goals for the tournament and scored Canada's second marker in the gold medal game...has appeared for Team Canada on three separate occasions... won gold at the 2005 IIHF World Junior Championship, playing on the top line with Sidney Crosby and Patrice Bergeron...in 13 career games with Team Canada, has scored 6-6=12 points...in 253 career OHL contests, earned 140-240=380 points, averaging 1.5 points-per-game.

## PERSONAL:

Resides in Newport Coast during the season...spent the summer in London, Ontario, where he played his junior hockey...hosted the Corey Perry "A Round For A Cure" golf tournament this past summer, benefiting Wellspring London, a nonprofit walk-in cancer support center...likes to dine at The Cannery in Newport Beach for their sushi rolls...had his first job working nights loading beds onto trucks at a Sleep Country Warehouse store in his hometown.







# BOBBY RYAN

**SHOOTS:** Right **HEIGHT:** 6-1 **WEIGHT:** 207 **AGE:** 24; turns 25 on March 17, 2012  
**BORN:** March 17, 1987; Cherry Hill, New Jersey **HOMETOWN:** Cherry Hill, New Jersey  
**DRAFTED:** By Anaheim in the first round (second overall) of the 2005 NHL Entry Draft

## 2010-11 REAL TIME STATISTICS

**TOI/GM:** 20:10 **SHFT/GM:** 25.7 **FO% (FW/FL):** 39.7% (87/132)

## 2010-11:

Appeared in his fourth NHL season with Anaheim...scored 34-37=71 points with 61 PIM and a +15 rating in 82 contests...set career highs in assists, points, plus/minus, GWG (5) and shots (270)...finished the season ranking tied for eighth in NHL goals...reached the 30-goal plateau for the third consecutive season...was one of only two Ducks to appear in all 82 contests...among Anaheim leaders, ranked second in goals, fourth in points, fifth in assists, second in shots...in addition, his +15 rating ranked first among all Anaheim forwards and third overall...had 19 multi-point games on the season (seven multi-goal, eight multi-assist)...was one of four Anaheim players with 70+ points, the only team in the NHL in 2010-11 to have that many...matched his career high in assists (0-3=3, ninth time) and collected his 200th career NHL point on the first assist, Apr. 6 vs. SJ...had a career-tying 1-3=4 points as part of a 5-2 Ducks victory, Mar. 9 vs. NYR...scored his first career OT goal on his first career penalty shot attempt (Howard), Mar. 2 vs. DET...became just the second player in club history to score a penalty shot in overtime to win the game...scored his 100th NHL goal, Feb. 25 vs. MIN...became the sixth player in club history to record at least 100 goals in a Ducks uniform...registered a career-high four points (3-14) and scored his third career hat trick in a 7-4 Ducks win, Jan. 12 vs. STL...appeared in his 200th career NHL contest, Dec. 10 vs. CGY...scored his second career hat trick (3-0=3), Nov. 27 @ PHX...scored his first career SHG, Nov. 19 vs. CBJ...

earned a career-high three assists (0-3=3), Oct. 17 vs. PHX...  
**PLAYOFFS:** Appeared in four of Anaheim's six CQF contests vs. NSH, collecting 3-1=4 points...ranked tied for second on the club in goals...served a two-game suspension (Apr. 17-20) following an incident in Game 2 of the CQF, Apr. 15 vs. NSH...tallied two goals (2-0=2) with a +3 rating in Game 2 of the CQF, Apr. 15 vs. NSH.

## CAREER:

Signed a five-year contract through the 2014-15 season, Sept. 14, 2010...**2009-10:** Appeared in his third NHL season with Anaheim...scored a career-high 35-29=64 points with 81 PIM and a +9 rating in 81 contests...ranked second in the NHL among U.S.-born players in goals and tied for 10th in the NHL overall...led Anaheim in goals, ranked third in points and plus/minus (+9), and second in both PPG (11) and shots (258)...had a career-tying seven-game point streak (3-6=9), Dec. 8-22...missed one game with flu-like symptoms, Mar. 21 vs. COL...collected a career-tying 2-1=3 points for the second time of the season, Dec. 29 vs. MIN...also scored the GWG, which accounted for his 100th career NHL point...had a career-tying seven-game point streak (3-6=9, Dec. 8-22)...notched an assist in his 100th career NHL game, Nov. 3 vs. PIT...**2008-09:** In his second NHL season, appeared in all 13 of Anaheim's postseason contests...in the CQF, led the club in goals with four in six games...scored two goals, becoming the first Ducks

## NHL HIGHLIGHTS

### NHL Career Hat Tricks:

3, three times (last: March 12, 2011 vs. STL)

### NHL Career Multiple-Point Games:

51 (19 multiple-goal, 15 multiple-assist)

### NHL Career OT Goals:

1, Mar. 2, 2011 vs. DET (2-1)

### NHL Career Highs:

**Goals:** 3, three times (last: Jan. 12, 2011 vs. STL)

**Assists:** 3, three times (last: Apr. 6, 2011 vs. SJ)

**Points:** 4, two times (last: Mar. 9, 2011 vs. NYR; 1-3=4)

**PIM:** 17, two times (last: Oct. 11, 2010 @ STL)

**TOI:** 26:47, Nov. 3, 2010 vs. TB

**Shots:** 10, Jan. 23, 2010 vs. STL

**Plus/Minus:** +4, Mar. 9, 2011 vs. NYR

**Goal Streak:** Five games, Jan. 17-28, 2009 (5-1=6)

**Assist Streak:** Five games, Dec. 19-28, 2008 (2-6=8)

**Point Streak:** Seven games, two times (last: Dec. 8-22, 2009; 3-6=9)

**Penalty Shots:** 1-for-2 (last: Mar. 20, 2011 vs. CGY; no goal vs. Karlsson)

### First NHL Game:

In a 4-1 ANA loss, Sept. 29, 2007 @ LA (in London, England)

### First NHL Point:

A goal in a 4-1 ANA loss, Sept. 29, 2007 @ LA (in London, England)

### First NHL Goal:

A goal (Bernier) in a 4-1 ANA loss, Sept. 29, 2007 @ LA (in London, England)

### Milestones Achieved:

200th NHL game, Dec. 10, 2010 vs. CGY

100th NHL goal, Feb. 25, 2011 vs. MIN

200th NHL point, Apr. 6, 2011 vs. SJ

### Milestones Within Reach:

3 assists to 100 NHL assists


50 appearances to 300 NHL games

## RYAN VS. THE NHL

Team	GP	G	A	Pts.	PIM
Anaheim	-	-	-	-	-
Boston	4	1	2	3	4
Buffalo	4	1	0	1	4
Calgary	12	4	2	6	16
Carolina	3	0	2	2	4
Chicago	13	4	5	9	2
Colorado	12	3	6	9	2
Columbus	13	7	5	12	8
Dallas	19	7	10	17	10
Detroit	12	5	3	8	8
Edmonton	12	6	6	12	11
Florida	2	1	0	1	0
Los Angeles	20	7	5	12	19
Minnesota	12	8	5	13	8
Montreal	3	1	0	1	0
Nashville	11	2	4	6	4
New Jersey	3	1	1	2	0
NY Islanders	4	1	0	1	2
NY Rangers	4	2	3	5	2
Ottawa	2	0	1	1	0
Philadelphia	4	1	1	2	0
Phoenix	20	10	8	18	14
Pittsburgh	4	1	3	4	4
San Jose	20	9	8	17	14
St. Louis	11	8	5	13	23
Tampa Bay	4	1	1	2	2
Toronto	2	1	1	2	4
Vancouver	13	9	6	15	12
Washington	4	3	2	5	4
Winnipeg	3	1	2	3	0
<b>NHL Totals</b>	<b>250</b>	<b>105</b>	<b>97</b>	<b>202</b>	<b>181</b>

rookie since Francois Beauchemin (Game 3 of the CQF, Apr. 25, 2006) to record a multi-goal game in Game 4 of the CQF, Apr. 19 @ SJ...was recalled from Iowa (AHL), Nov. 15 and remained with the Ducks throughout the rest of the season...was a finalist for the Calder Memorial Trophy...led all NHL rookies in scoring (31-26=57), goals, points-per-game (.89), PPG (12), PPP (23) and shooting percentage (17.8%)...also ranked tied for fourth in assists and tied for third in PPA (11)...collected 13 more points and 10 more goals than any other NHL rookie after his recall...established club rookie records in goals and points and matched club rookie record in assists...became the first rookie in franchise history to record a 20-goal/20-assist season, reaching the 30/20 plateau...led the Ducks in plus/minus (+13)...scored his 29th and 30th goals, Apr. 4 @ SJ, establishing a club rookie record for goals in a season...became the Ducks' all-time leading rookie scorer with his 46th point (assist), Mar. 22 vs. PHX...had a career-high seven-game point streak (5-3=8), Jan. 16-31...the streak also included a five-game goal streak from Jan. 17-28 (5-1=6), a club rookie record...was named the NHL's Rookie of the Month for January after scoring 11-5=16 points in 14 games...co-led the league in January goal scoring...set a Ducks rookie record for goals in one month and tied the rookie record for points in a month (also Getzlaf, Mar. 2006)...collected his first career hat trick and the

first by a rookie in Ducks history, Jan. 8 @ LA...his three goals in a 2:21 span were the fastest three goals scored by a Duck in club history...it marked the fastest three goals by a U.S.-born player in NHL history, the fastest by an NHL rookie since 1938 (DET's Carl Liscombe, vs. CHI on Mar. 13, 1938, 1:52), and the third fastest overall by a rookie in league history...it was only the third natural hat trick by a Ducks player...**2007-08:** Appeared in his first NHL season with Anaheim...made his Stanley Cup Playoffs debut, appearing in the first two games of the CQF vs. DAL...recorded two assists for the first multi-point game of his career, Apr. 5 @ LA...earned his first career NHL assist, Dec. 27 @ EDM...made his NHL debut, scoring his first career goal (Bernier) the same night, Sept. 29 @ LA...with Portland (AHL), was named to the 2007-08 AHL All-Rookie team and voted a starter for PlanetUSA at the 2008 AHL All-Star Classic...**2006-07:** Joined Portland for the final eight games of the AHL season...spent most of the regular season with Owen Sound (OHL), leading the team in scoring for the second consecutive season...finished eighth in OHL scoring and fourth in PPG...set club records for career goals, assists and points...**2005-06:** Made his professional hockey debut with Portland, playing in 19 Calder Cup Playoff games...**Miscellaneous:** In 249 career OHL games, recorded 133-192=325 points with 210 PIM...has represented Team USA at the international level on two occasions...won silver in his first career Olympics in the 2010 Winter Games in Vancouver...scored 1-1=2 points with two PIM and a +3 rating...along with then-teammate Ryan Whitney, became the first two Ducks to compete for the United States in an Olympic game...also appeared for Team USA at the 2006 IIHF World Junior Championship, scoring 3-4=7 points over seven games.




## PERSONAL:

Resides in Newport Beach year-round...spent part of the summer in Idaho...is a music enthusiast and enjoys playing guitar in his spare time...also likes to work on his golf game during the offseason...lists the Anaheim White House as his favorite Orange County restaurant...enjoys country and alternative rock music...lived in El Segundo for four years while growing up (1999-03) and played amateur hockey for the Junior Kings...lists Vancouver as his favorite NHL city.

## REGULAR SEASON PLAYOFFS

Season	Team	League	REGULAR SEASON						PLAYOFFS				
			GP	G	A	Pts.	PIM	+/-	GP	G	A	Pts.	PIM
2003-04	Owen Sound	OHL	65	22	17	39	52	-18	7	1	2	3	2
2004-05	Owen Sound	OHL	62	37	52	89	51	+30	8	2	7	9	8
2005-06	Owen Sound	OHL	59	31	64	95	44	-4	11	5	7	12	14
	Portland	AHL	-	-	-	-	-	-	19	1	7	8	22
2006-07	Owen Sound	OHL	63	43	59	102	63	-9	4	1	1	2	2
	Portland	AHL	8	3	6	9	6	+2	-	-	-	-	-
2007-08	ANAHEIM	NHL	23	5	5	10	6	-1	2	0	0	0	2
	Portland	AHL	48	21	28	49	38	+9	16	8	12	20	18
2008-09	Iowa	AHL	14	9	10	19	19	+2	-	-	-	-	-
	ANAHEIM	NHL	64	31	26	57	33	+13	13	5	2	7	0
2009-10	ANAHEIM	NHL	81	35	29	64	81	+9	-	-	-	-	-
	United States	Olympics	6	1	1	2	2	-	-	-	-	-	-
2010-11	ANAHEIM	NHL	82	34	37	71	61	+15	4	3	1	4	2
NHL Totals			250	105	97	202	181	+36	19	8	3	11	6



# LUCA SBISA

**SHOOTS:** Left **HEIGHT:** 6-2 **WEIGHT:** 207 **AGE:** 21; turns 22 on Jan. 30, 2012  
**BORN:** Jan. 30, 1990; Ozieri, Italy **HOMETOWN:** Zug, Switzerland  
**ACQUIRED:** From Philadelphia with Joffrey Lupul, a first-round selection in the 2009 NHL Entry Draft, a first-round selection in the 2010 NHL Entry Draft and a conditional third-round selection in the 2010 NHL Entry Draft in exchange for Chris Pronger, June 26, 2009  
**DRAFTED:** By Philadelphia in the first round (19th overall) of the 2008 NHL Entry Draft

## 2010-11 REAL TIME STATISTICS

**TOI/GM:** 16:47 **SHFT/GM:** 21.9 **FO% (FW/FL):** 0% (0/0)

## 2010-11:

Appeared in his third NHL season, his second with Anaheim...scored 2-9=11 points with 43 PIM in 68 contests...completed the season ranked second on the club in hits (170) and sixth in blocked shots... among club defensemen, finished fourth in points and shots (76), and third in PIM...earned an assist in Anaheim's final home contest of the season, Apr. 8 vs. LA...tallied two assists (0-2=2) for his third career multi-point game and second of the season, Mar. 11 @ COL...logged a season-high 23:07 TOI in his 100th career NHL contest, Mar. 9 vs. NYR... recorded the second multi-point game (0-2=2) of his career, Feb. 16 vs. WSH...scored his first career PPG as part of a 3-2 Ducks win, Jan. 16 vs. EDM... recorded his first career NHL goal in his 73rd NHL game and earned a career-high +3 rating, Dec. 28 @ PHX...tallied his first assist of the season on Brandon McMillan's GWG in Anaheim's 3-0 shutout, Dec. 20 @ BOS... began the season with Anaheim, but was assigned to Syracuse (AHL), Oct. 16...in eight AHL games, scored 2-7=9 with a +2 rating and four PIM...was recalled from Syracuse, Nov. 10 and remained with the Ducks for the rest of the season...**PLAYOFFS:** Appeared in all six CQF games vs. NSH, collecting one assist (0-1=1) with eight PIM...

earned his first career Stanley Cup Playoff point (assist) in Game 5 of the CQF, Apr. 22 vs. NSH... made his Anaheim postseason debut in Game 1 of the CQF, Apr. 13 vs. NSH.

## CAREER:

Signed a four-year contract extension through 2014-15, Mar. 8, 2011...**2009-10:** Appeared in his second NHL season, his first with Anaheim...played eight games for the Ducks, going scoreless with six PIM... made his Anaheim debut, Oct. 3 vs. SJ, recording 12:59 TOI...was assigned to Lethbridge (WHL), Oct. 26...appeared in 29 games with Lethbridge and Portland (WHL), collecting 4-14=18 points with 29 PIM...added 2-2=4 points in 13 WHL Playoff games with Portland...**2008-09:** Appeared in his first NHL season with Philadelphia, scoring 0-7=7 points in 39 regular season games...became the second-youngest Flyer to make his Stanley Cup Playoffs debut in Game 2 of the CQF, Apr. 17 vs. PIT (Dainius Zubrus)...had a career-high 25:08 TOI, Dec. 4, 2008...posted a career-best three-game point and assist streak (0-4=4), Oct. 28-Nov. 2... recorded an assist, his first career NHL point, Oct. 22 vs. SJ...made his NHL debut, Oct. 11 vs. NYR, becoming the fourth-youngest Flyer and second-

## NHL HIGHLIGHTS

### NHL Career Hat Tricks:

None

### NHL Career Multiple-Point Games:

3 (0 multiple-goal, 3 multiple-assist)

### NHL Career OT Goals:

None

### NHL Career Highs:

**Goals:** 1, two times (last: Jan. 16, 2011 vs. EDM; 1-0=1)

**Assists:** 2, three times (last: Mar. 11, 2011 @ COL; 0-2=2)

**Points:** 2, three times (last: Mar. 11, 2011 @ COL; 0-2=2)

**PIM:** 6, Dec. 8, 2008 w/PHI @ CAR

**TOI:** 25:08, Dec. 4, 2008 w/PHI vs. NJ

**Shots:** 5, Oct. 30, 2008 w/PHI vs. NYI

**Plus/Minus:** +3, Dec. 28, 2010 vs. PHX

**Goal Streak:** None

**Assist Streak:** Three games, Oct. 28-Nov. 2, 2008 (0-4=4)

**Point Streak:** Three games, Oct. 28-Nov. 2, 2008 (0-4=4)

**Penalty Shots:** None

### First NHL Game:

In a 4-3 PHI loss, Oct. 11, 2008 vs. NYR

### First NHL Point:

An assist in a 7-6 PHI loss, Oct. 22, 2008 vs. SJ

### First NHL Goal:

A goal (Bryzgalov) in a 3-1 ANA win, Dec. 28, 2010 @ PHX

### Milestone Achieved:

100th NHL game, Mar. 9, 2011 vs. NYR

### Milestones Within Reach:

24 appearances to 100 games as a Duck

## SBISA VS. THE NHL

Team	GP	G	A	Pts.	PIM
Anaheim	1	0	0	0	2
Boston	2	0	1	1	2
Buffalo	2	0	0	0	0
Calgary	4	0	0	0	2
Carolina	5	0	1	1	6
Chicago	5	0	0	0	0
Colorado	6	0	3	3	9
Columbus	4	0	1	1	0
Dallas	7	0	0	0	0
Detroit	2	0	0	0	0
Edmonton	5	1	1	2	7
Florida	1	0	0	0	0
Los Angeles	7	0	2	2	4
Minnesota	6	0	0	0	6
Montreal	4	0	0	0	4
Nashville	3	0	0	0	2
New Jersey	3	0	1	1	4
NY Islanders	5	0	1	1	4
NY Rangers	3	0	0	0	2
Ottawa	2	0	0	0	0
Philadelphia	2	0	0	0	2
Phoenix	6	1	0	1	2
Pittsburgh	3	0	0	0	2
San Jose	7	0	1	1	4
St. Louis	5	0	0	0	10
Tampa Bay	2	0	0	0	2
Toronto	3	0	0	0	0
Vancouver	4	0	0	0	5
Washington	4	0	2	2	4
Winnipeg	2	0	2	2	0
<b>NHL Totals</b>	<b>115</b>	<b>2</b>	<b>16</b>	<b>18</b>	<b>85</b>



# DEFENSEMAN 5


youngest defenseman at 18 yrs., 255 days to play for Philadelphia...was loaned to Lethbridge, Feb. 2 for the remainder of the WHL season...posted 4-11=15 points in 18 regular season games and 2-1=3 points in 11 playoff games with Lethbridge...following the WHL playoffs, was assigned to the Flyers' AHL affiliate, the Philadelphia Phantoms, for two games from Apr. 10-11 (1-1=2)...**2007-08:** Spent the entire season with Lethbridge, earning 6-27=33 points in 62 games...won the Carl Trentini Memorial Award as the Hurricanes Rookie of the Year...led all WHL defensemen in playoff scoring with 3-12=15 points in 19 games as Lethbridge advanced to the 2008 WHL Finals...was selected to participate in the 2008 CHL Top Prospects Game...

**Miscellaneous:** Had the rare distinction of representing Switzerland at both the 2010 World Junior Championship as captain and 2010 Olympic Winter Games...appeared in five games during the Olympics and three in the World Juniors...suffered an oblique injury in his third game at the

World Junior Championship and missed the rest of the tournament...was also member of Team Switzerland at the 2008 World Junior Championship.

## PERSONAL:

Grew up in Zug, Switzerland before moving to Canada to play junior hockey...worked in the office of his hometown ice rink in Switzerland as his first job...the first NHL jersey he received was an Anaheim Ducks sweater, his favorite NHL club...his favorite NHL player growing up was Mats Sundin...attended Winston Churchill High School in Lethbridge, Alberta, graduating in 2008...plays golf and tennis during the offseason...his favorite athlete outside of hockey is Roger Federer...split his summer between Newport Beach and Zug, Switzerland...also vacationed in Italy and Mexico...his favorite TV show is "It's Always Sunny in Philadelphia" and cites Tamper Trap as his favorite band...his top restaurant in Orange County is The White House...has an older sister, Chiara (23).



		REGULAR SEASON							PLAYOFFS				
Season	Team	League	GP	G	A	Pts.	PIM	+/-	GP	G	A	Pts.	PIM
2007-08	Lethbridge	WHL	62	6	27	33	63	+19	19	3	12	15	17
2008-09	PHILADELPHIA	NHL	39	0	7	7	36	-6	1	0	0	0	2
	Lethbridge	WHL	18	4	11	15	19	-4	11	2	1	3	12
	Philadelphia	AHL	2	1	1	2	2	-1	-	-	-	-	-
2009-10	ANAHEIM	NHL	8	0	0	0	6	-1	-	-	-	-	-
	Lethbridge	WHL	17	1	12	13	18	0	-	-	-	-	-
	Portland	WHL	12	3	2	5	11	0	13	2	2	4	26
	Switzerland	Olympics	5	0	0	0	0	0	-	-	-	-	-
2010-11	ANAHEIM	NHL	68	2	9	11	43	-11	-	-	-	-	-
	Syracuse	AHL	8	2	7	9	4	+2	-	-	-	-	-
NHL Totals			115	2	16	18	85	-18	1	0	0	0	2
Anaheim Totals			76	2	9	11	49	-12	-	-	-	-	-



# TEEMU SELANNE



**SHOOTS:** Right **HEIGHT:** 6-0 **WEIGHT:** 200 **AGE:** 41; turns 42 on July 3, 2012  
**BORN:** July 3, 1970; Helsinki, Finland **HOMETOWN:** Coto de Caza, California  
**ACQUIRED:** Signed as a free agent, Aug. 22, 2005  
**DRAFTED:** By Winnipeg in the first round (10th overall) of the 1988 NHL Entry Draft  
**2010-11 REAL TIME STATISTICS**  
**TOI/GM:** 17:56 **SHFT/GM:** 22:7 **FO% (FW/FL):** 44.5% (97/121)

## 2010-11:

Appeared in his 19th NHL season, his 12th with Anaheim...collected 31-49=80 points with a +6 rating and 49 PIM in 73 games...concluded the regular season ranked 14th in all-time goals, tied for 48th in all-time assists, 27th in all-time scoring, and tied for sixth in all-time PPG (236)...25 of his 31 goals came in a tied game or a one-goal contest...was one of 15 NHL players to average over one point-per-game (eighth with 1.10)...the second-oldest player on that list was TB's Martin St. Louis (35 yrs.) who averaged 1.21 points-per-game...finished the season ranked third in the NHL with 16 PPG and tied for eighth in overall scoring...only two players in NHL history age 40+ have recorded more points: (Gordie Howe (DET), 1968-98, 103 pts., 40 yrs., 276 days; Johnny Bucyk (BOS), 1975-76, 83 pts., 40 yrs., 234 days...reached the 30-goal plateau for the 10th time in his career and first since 2006-07 (48 goals)...on Mar. 28 vs. COL, became the first player in history age 40+ to record three goals and five points (3-2=5) in a single game and the fourth-oldest player in NHL history to record a three-plus goal game (also Howe, Bucyk & Lidstrom)...also collected his 700th NHL assist in the game...became the first player in NHL history with four game-tying goals in the final 3:00 of the third period in one season (Feb. 11 @ CGY, Mar. 6 vs. VAN, Mar. 20 vs. CGY and Mar. 23 @ DAL)...in March, scored 8-11=19 points in 14 games, ranking tied for fourth among NHL leaders in scoring...scored his 400th goal as a Duck in a 4-3 OT win, Mar. 4 vs. DAL...recorded his 1,300th NHL point, Jan. 16 vs. EDM...appeared in his 1,200th NHL game, Nov.

5 vs. PIT...scored his 800th point as a Duck, Oct. 26 @ DAL...**PLAYOFFS:** Appeared in the postseason for the 11th time in his career, his seventh with Anaheim...collected 6-1=7 points in Anaheim's six-game CQF series vs. NSH...collected a point in each of the six games, making his streak the second-longest in the NHL postseason (tied with five other players)...also had a career-high four-goal game streak (5-0=5) from Apr. 13-20, also marking the second-longest of the NHL postseason (tied with three other players)...despite the club's first-round elimination, ranked tied for second in postseason PPG for the entire playoffs (three other players)...scored two goals in Game 3 of the CQF, Apr. 17 @ NSH...it was his first multi-goal playoff game since May 1, 2002 (w/SJ @ COL in Game 1 of the CSF)...the goals were scored exactly 30 seconds apart, marking the fastest two goals scored by one player in a postseason game since Apr. 17, 1996 (PIT's P. Nedved scored goals 11 seconds apart in Game 1 of the CQF vs. WSH).

## CAREER:

Signed a one-year contract through 2011-12, Sept. 15, 2011...won his first Stanley Cup with Anaheim in 2007...has been named to 10 NHL All-Star Games...is the Ducks' all-time leader in points (871), goals (410), assists (461), plus/minus (+123), PPG (163), PPP (367), GWG (70), and OT goals (6)...won the inaugural 1999 Maurice "Rocket" Richard Trophy and 1993 Calder Memorial Trophy...won the Bill Masterton Memorial Trophy in

## NHL HIGHLIGHTS

### NHL Career Hat Tricks:

22 (13 w/ANA; last: Mar. 28, 2011 vs. COL)

### NHL Career Multiple-Point Games:

347 (215 w/ANA; 126 multiple-goal, 143 multiple-assist)

### NHL Career OT Goals:

9 (6 w/ANA; last: Mar. 18, 2009 vs. NSH)

### NHL Career Highs:

**Goals:** 4, two times (last: Dec. 15, 1995 w/WPG vs. EDM)

**Assists:** 5, Nov. 19, 2006 vs. PHX

**Points:** 5, eight times (last: Feb. 24, 2008 vs. CHI; 3-2=5)

**PIM:** 15, Dec. 5, 1992 w/WPG vs. MTL

**Shots:** 11, two times (last: Apr. 5, 1998 vs. CGY)

**TOI:** 28:50, Mar. 26, 2000 vs. PHX

**Plus/Minus:** +5, three times (last: Mar. 31, 2010 @ COL)

**Goal Streak:** 11 games, Oct. 21-Nov. 10, 1997 (17-1=18)

**Assist Streak:** Nine games, Dec. 29, 1995-Jan. 16, 1996 (12 assists)

**Point Streak:** 17 games, two times (last: Feb. 3-Mar. 10, 1999; 15-14=29)

**Penalty Shots:** 2-for-7 (last: Mar. 28, 2011 vs. COL; goal vs. Elliott)

### First NHL Game:

In a 4-1 WPG win, Oct. 6, 1992 vs. DET

### First NHL Point:

An assist in a 4-1 WPG win, Oct. 6, 1992 vs. DET

### NHL Goal:

A goal (Hackett) in a 4-3 WPG OT loss, Oct. 8, 1992 @ SJ

### Milestones Achieved:

700th NHL assist, Mar. 28, 2011 vs. COL

400th goal as a Duck, Mar. 4, 2011 vs. DAL

1,300th NHL point, Jan. 16, 2011 vs. EDM

1,200th NHL game, Nov. 5, 2010 vs. PIT

700th game as a Duck, Apr. 6, 2010 vs. LA

600th NHL goal, Mar. 21, 2010 vs. COL

400th assist as a Duck, Feb. 8, 2010 vs. LA

800th point as a Duck, Oct. 26, 2010 @ DAL

### Milestones Within Reach:

26 appearances to 800 games as a Duck

29 points to 900 points as a Duck

39 assists to 500 assists as a Duck


41 appearances to 1,300 NHL games

60 points to 1,400 NHL points

## SELANNE VS. THE NHL

Team	GP	G	A	Pts.	PIM
Anaheim	26	11	14	25	4
Boston	23	13	16	29	6
Buffalo	24	7	21	28	2
Calgary	67	38	41	79	28
Carolina	24	15	9	24	8
Chicago	64	27	30	57	18
Colorado	60	33	38	71	46
Columbus	32	17	18	35	10
Dallas	87	37	41	78	40
Detroit	62	21	35	56	32
Edmonton	73	46	40	86	28
Florida	19	11	5	16	6
Los Angeles	92	50	59	109	53
Minnesota	35	10	12	22	18
Montreal	22	7	17	24	15
Nashville	42	23	27	50	10
New Jersey	25	9	9	18	10
NY Islanders	21	8	11	19	6
NY Rangers	23	15	11	26	24
Ottawa	22	11	9	20	4
Philadelphia	20	16	13	29	4
Pittsburgh	71	35	37	72	30
San Jose	78	47	46	93	58
St. Louis	65	24	31	55	34
Tampa Bay	28	16	15	31	6
Toronto	32	12	13	25	12
Vancouver	68	38	43	81	34
Washington	23	19	16	35	2
Winnipeg	11	9	5	14	8
<b>NHL Totals</b>	<b>1259</b>	<b>637</b>	<b>703</b>	<b>1340</b>	<b>570</b>

2006...has twice been named a First Team NHL All-Star (1993, 1997), twice named a Second Team All-Star (1998, 1999) and was chosen to be a member of the NHL's 1993 All-Rookie team...is the Ducks' all-time points and goal scoring leader in the playoffs, having earned 32-28=60 points in 77 career playoff games with Anaheim (a Ducks record, 1997-11)...**2009-10:** Appeared in his 18th NHL season, his 11th with Anaheim...became the 18th player in NHL history to score 600 NHL goals, Mar. 21 vs. COL...also became the third European player to score 600 NHL goals, following Jaromir Jagr (CZE) and Jari Kurri (FIN)...was the seventh right winger to join the list (Gordie Howe, Brett Hull, Mike Gartner, Jaromir Jagr, Dino Ciccarelli and Jari Kurri)...surpassed his childhood idol Kurri on Apr. 2 vs. VAN, scoring his 602nd and 603rd goals to grab sole possession of 17th in all-time goal scoring...completed the season ranking 35th in all-time points (606-654=1,260), 56th in all-time assists and ninth in all-time PPG (219)...ranked tied for third in the NHL in PPG (14) despite being limited to only 54 games due to various injuries...his goals-per-game avg. (.50)



ranked eighth in the NHL and was his highest output since 2006-07 (.59)...was named the NHL's Third Star of the Week for Mar. 15-21...led the club in PPG and shooting percentage (15.6), ranked tied for second in goals and GWG, and tied for fifth in points...scored two goals in his 700th game as a Duck, Apr. 6 vs. LA...scored a season-tying 2-1=3 points (two PPG), surpassing Jari Kurri for sole possession of 17th in all-time goals on his first marker (602), Apr. 2 vs. VAN...completed the month of March with a +11 rating, tied for second in the NHL...tied Kurri for 17th in all-time goals (601) and had a franchise-tying +5 rating, Mar. 31 @ COL...earned his 400th assist as a Duck, Feb. 8 vs. LA...missed eight games with a fractured jaw, Jan. 14-29...also missed 17 games with a broken hand from Dec. 4-Jan. 7...won bronze as a member of Team Finland at the 2010 Olympic Winter Games in Vancouver...**2008-09:** Appeared in all 13 of Anaheim's CQF games vs. SJ and CSF contests vs. DET...appeared in his 100th career playoff contest in Game 2 of the CSF, May 3 @ DET...scored his 10th career playoff GWG (also series clinching) in Game 6 of the CQF, Apr. 27 vs. SJ...in the regular season, became the club's all-time leader in assists (370th, Nov. 7 vs. DAL) and games played (Jan. 31 @ COL)...ranked fifth in the NHL and led the club in PPG...finished the season

## REGULAR SEASON PLAYOFFS

Season	Team	League	GP	G	A	Pts.	PIM	+/-	GP	G	A	Pts.	PIM
1992-93	WINNIPEG	NHL	84	76	56	132	45	+8	6	4	2	6	2
1993-94	WINNIPEG	NHL	51	25	29	54	22	-23	-	-	-	-	-
1994-95	Jokerit	Finland	20	7	12	19	6	-	-	-	-	-	-
	WINNIPEG	NHL	45	22	26	48	2	+1	-	-	-	-	-
1995-96	WINNIPEG	NHL	51	24	48	72	18	+3	-	-	-	-	-
	ANAHEIM	NHL	28	16	20	36	4	+2	-	-	-	-	-
1996-97	ANAHEIM	NHL	78	51	58	109	34	+28	11	7	3	10	4
1997-98	ANAHEIM	NHL	73	52	34	86	30	+12	-	-	-	-	-
	Finland	Olympics	5	4	6	10	8	-	-	-	-	-	-
1998-99	ANAHEIM	NHL	75	47	60	107	30	+18	4	2	2	4	2
1999-00	ANAHEIM	NHL	79	33	52	85	12	+6	-	-	-	-	-
2000-01	ANAHEIM	NHL	61	26	33	59	36	-8	-	-	-	-	-
	SAN JOSE	NHL	12	7	6	13	0	+1	6	0	2	2	2
2001-02	SAN JOSE	NHL	82	29	25	54	40	-11	12	5	3	8	2
	Finland	Olympics	4	3	0	3	2	-	-	-	-	-	-
2002-03	SAN JOSE	NHL	82	28	36	64	30	-6	-	-	-	-	-
2003-04	COLORADO	NHL	78	16	16	32	32	+2	10	0	3	3	2
2004-05			----DID NOT PLAY----										
2005-06	ANAHEIM	NHL	80	40	50	90	44	+28	16	6	8	14	6
	Finland	Olympics	8	6	5	11	4	-	-	-	-	-	-
2006-07	ANAHEIM	NHL	82	48	46	94	82	+26	21	5	10	15	10
2007-08	ANAHEIM	NHL	26	12	11	23	8	+5	6	2	2	4	6
2008-09	ANAHEIM	NHL	65	27	27	54	36	-3	13	4	2	6	4
2009-10	ANAHEIM	NHL	54	27	21	48	16	+3	-	-	-	-	-
	Finland	Olympics	6	0	2	2	0	-	-	-	-	-	-
2010-11	ANAHEIM	NHL	73	31	49	80	49	+6	6	6	1	7	12
NHL Totals			1259	637	703	1340	570	+98	111	41	38	79	52
Anaheim Totals			774	410	461	871	381	+123	77	32	28	60	44

ranked 41st on the NHL's all-time scoring list (579-633=1212), 18th all-time in goals and tied for 64th all-time in assists...scored the ninth OT goal and 1,200th point of his career, Mar. 18 vs. NSH... became the 45th player in NHL history (sixth born outside North America) to reach 1,200 points...the goal accounted for the 574th of his career, claiming sole possession of 18th place on the all-time goals list behind fellow Finn Jari Kurri...became the Ducks' all-time leader in appearances (617) in an Anaheim uniform, Jan. 31 @ COL...missed 17 games with a lacerated left quadriceps... played in his 1,100th game, Dec. 19 @ EDM...earned three assists in his 600th game as a Duck, Nov. 14 vs. NSH...had a nine-game point streak (8-6=14) from Oct. 24-Nov. 7, his longest personal streak since Dec. 31-Feb. 4, 2006 (8-13=21 points in 14 games)... was named a co-recipient of the NHL's First Star of the Week for Oct. 27-Nov. 2 (with Getzlaf and Perry), earning 6-3=9 points in four games...collected his 700th point as a Duck as part of a season-high four-point night (2-2=4), Oct. 31 vs. VAN...recorded his 21st career hat trick (12th with ANA), Oct. 29 vs. DET...all three goals were PPG, tying the individual single-game club record for PPG (Kariya, Mar. 29, 2001 @ SJ)...**2007-08**: Appeared in all six CQF games vs. DAL, scoring 2-2=4 points...became the franchise's all-time leading scorer on Feb. 17 vs. CGY, surpassing Paul Kariya (300-369=669)...was the NHL's First Star of the Week (Feb. 24), collecting 5-2=7 points over a four-game stretch...upon his return to action on Feb. 5 @ NYI, the club went 20-5-1, recording the best win percentage in the NHL following his season debut on Feb. 10 (.788)...scored a goal eight seconds after teammate Joe DiPenta, tying the club record for the fastest two goals scored, Apr. 5 @ LA...registered his 20th career hat trick and collected two assists for 3-2=5 points, matching a career high (10th time in franchise history, fifth by Selanne), Feb. 24 vs. CHI...also earned his 600th career NHL assist...broke the all-time franchise record for points (314-356=670) with an assist, Feb. 17 vs. CGY...the timing of his return to the Ducks on Feb. 5 @ NYI almost matched the date of his original Ducks debut, which occurred on Feb. 10, 1996, also at Nassau Coliseum (1-0=1)...**2006-07**: Won his first Stanley Cup...broke Anaheim's previous career playoff high in assists and points with 5-10=15 points in 21 playoff games... finished tied for second in club history for most points in a single playoff season...among NHL playoff leaders, tied for second in OT goals, tied for fifth in GWG and tied for seventh in scoring... collected an assist, becoming the Ducks' all-time leader in post-season points (16-14=30), Apr. 13 vs. MIN...in the regular season, became the oldest player in NHL history (36-or-older) to score 45-plus goals in one season...had his highest goal total since 1997-98 and highest point total since 1998-99...among NHL leaders, ranked first in PPG (25), tied for first in GWG (10) and road goals, third in goals, tied for fifth in OT goals (2) and tied for 11th in points (48-46=94)...led the Ducks in goals, points, PPG, GWG, OTG, shots (257) and shooting percentage (18.7%)...tied his own franchise record for PPG in a season (also 1998-99)...appeared in all 82 games for the fourth time in his career...scored two goals, giving him the franchise record for PPG (108), Mar. 16 vs. CHI... became the first NHL player 35-or-older to record consecutive 40-plus goal seasons, Mar. 11 vs. VAN (2-1=3)...also became the only active player to record seven 40-plus goals seasons in a career...scored his 301st goal as a Duck, breaking the all-time franchise record (Paul Kariya, 300), Feb. 18 vs. LA...scored a goal in his 10th career NHL All-Star Game appearance, Jan. 24 @ DAL...recorded his 1,100th career NHL point (goal), Jan. 18 @

EDM...scored his 19th career hat trick, Jan. 11 @ DAL...scored 2-1=3 points in his 1,000th career NHL game, Dec. 31 @ MIN... named NHL's First Star of the Month in November, earning 10-13=23 points in 15 games (led NHL)...netted his 500th career goal (36th player in NHL history), Nov. 22 @ COL...scored 2-0=2 points (the first his 600th career point as a Duck), including his 45th career GWG as a Duck, the most in franchise history, Nov. 26 vs. CGY...collected 0-5=5 points, setting a career high for assists in a game and tying an Anaheim club record for both assists and points, Nov. 19 vs. PHX...**2005-06**: Led the Ducks in goals, points (40-50=90), PPG (18), PPP (40) and plus/minus (+28)...among NHL leaders, ranked tied for 11th in goals and plus/minus, and tied for the 13th in points...won the Bill Masterton Memorial Trophy... was the NHL's Offensive Player of the Week for the period ending Mar. 26 (4-6=10)...had two goals, the second his 1,000th career NHL point, Jan. 30 vs. LA (became the 70th player all-time and seventh European to reach the milestone)...played in his 900th career NHL game, Nov. 20 vs. VAN...with 0-2=2 points, became the second player in team history to record his 499th and 500th points as a Duck, Nov. 6 vs. MIN...collected his 500th career NHL assist, becoming the 11th European-born-and-trained player to reach the plateau, Oct. 8 @ NSH...**2003-04**: With Colorado, scored his 70th career GWG, Mar. 29 vs. LA...signed as a free agent with Colorado, July 3, 2003...**2002-03**: Led San Jose in scoring and shots (253), and ranked tied for first in goals, third in PPG (7), second in assists and PPP (23), and first among forwards in TOI (19:13)...**2001-02**: Finished the playoffs ranked fourth on the Sharks in points and second in goals...scored the GWG in Game 5 of the CSF, May 11 @ COL...in the regular season, finished






first on the Sharks in goals and PPG (9), second in shots (202) and PPP (21), and third in points...finished tied for fourth in the NHL and first on the Sharks in GWG (8)...scored two goals as a starter at the NHL All-Star Game on Feb. 2 @ LA, after leading all wingers on the World Team ballot...**2000-01:** With San Jose, had two assists in Game 5 of the CQF, Apr. 19 @ STL...played six playoff games, despite breaking his thumb in Game 1...posted his first hat trick (and GWG) with SJ (18th career), Mar. 29 vs. ANA...was acquired by San Jose on Mar. 5 in exchange for Jeff Friesen, Steve Shields and a second-round pick in the 2003 Draft...at the time of the trade, led Anaheim in goals, assists, points (26-33-59) and GWG (5)...played for the World All-Stars at the NHL All-Star Game in Colorado...**1999-00:** Among NHL leaders, ranked fifth in points, PPA (23), tied for fifth in PPP (31) and seventh in assists...scored 1-1=2 points, including the GWG on Nov. 7 vs. EDM (marking his 500th NHL game)...scored his 321st career goal in that game, the sixth-highest goal total in NHL history after 500 games...scored two goals and added an assist with a +5 rating (tying a club record) on Oct. 19 @ WSH...**1998-99:** Was the winner of the inaugural Maurice "The Rocket" Richard Trophy, awarded to the top NHL goal scorer...named a Second Team All-Star at the end of the season by the PHWA...among NHL leaders, ranked first in PPG (25) and PPP (54), second in points, fourth in assists and fifth in PPA (29)...had a career-tying 17-game point streak (15-14=29) from Feb. 3-Mar. 10, breaking his own club record of 15 games...recorded two goals and an assist on Feb. 10 vs. PHI (his assist in that game marked his 600th NHL point)...scored a goal in the NHL All-Star Game, Jan. 24 @ TB...recorded his 300th NHL assist, Jan. 20 vs. NJ...missed seven games with a strained right thigh in November and December...**1997-98:** Was voted a finalist for the Hart Trophy and Lady Byng Trophy...finished third in voting for the Hart and second for the Lady Byng...was also voted a Second Team NHL All-Star at right wing...tied with Peter Bondra for the league lead in goals despite missing nine games due to injury...among league leaders, also ranked tied for first in GTG (3), third in GWG (10), fourth in shooting percentage (19.4%) and eighth in points and shots (268)...became the fourth player in modern day NHL history (joining Brett Hull, Peter Bondra and Maurice Richard) to score at least 25% of his team's goals in one season (scored 52 of Anaheim's 205 goals; 25.4%)...broke season club records in goals, GWG (11) and GTG (3)...broke his own franchise record with his 52nd goal, Apr. 8 vs. EDM...scored his 50th goal of the season (first to 50 in NHL), Mar. 25 @ CHI...scored a goal in his 400th NHL appearance, Mar. 19 @ PHI...picked up three assists on Jan. 22 @ COL (his third assist was his 200th point with Anaheim)...became the first European player in NHL history to record a hat trick and be named MVP of an All-Star Game, Jan. 18 in Vancouver...recorded his 500th career point with an assist, Jan. 12 @ LA...scored his 100th goal as a Duck, Jan. 4 @ FLA...recorded an 11-game goal streak (17-2=19) from Oct. 21-Nov. 10, establishing a club record...posted a GWG or GTG in four straight contests from Oct. 25-30 to set a club record for consecutive game-deciding goals...**1996-97:** Was voted a First Team NHL All-Star at right wing by the PHWA at the end of the regular season, including 46 first-place votes...finished the season ranked second in the league in goals and points (51-58=109), tied for fifth in GWG (8) and tied for ninth in assists...was a finalist for the 1997 Lady Byng Trophy (Kariya won)...scored the first playoff goal in Mighty Ducks history in Game 1 of the CQF, Apr. 16 vs. PHX...also scored the GWG in that contest...**1995-96:**

Accrued a career-high 68 assists...finished the season ranked among league leaders in scoring (tied for seventh with 40-68=108), assists (tied for ninth), PPA (fourth with 39) and PPP (fifth with 48)...was a finalist for the Lady Byng Trophy...earned the first-ever Ducks' home hat trick and four-point game (3-1=4), Feb. 25 vs. SJ...**1994-95:** Finished the season with only two PIM, the fewest in the NHL among players who appeared in 40-or-more games in 1994-95...**1993-94:** Severed his Achilles tendon on Jan. 26 at ANA and missed the remaining 34 games of the season, snapping a consecutive games played streak at 135...scored his 100th NHL goal on Jan. 12 @ BUF in his 130th career NHL game, the second-fastest pace to 100 goals in NHL history (Mike Bossy, 100 goals in his first 129 games)...**1992-93:** Appeared in all 84 games, ranked tied for first in the NHL with 76 goals while his 132 points were good for fifth in the league...led all rookies in goals, PPG (24), GWG (7) and points (76-56=132)...won the Calder Memorial Trophy for NHL Rookie of the Year...was also named to the NHL's First All-Star team at right wing...named The Hockey News, Beckett and The Sporting News Rookie of the Year...scored his 54th goal on Mar. 2 vs. QUE, breaking Mike Bossy's rookie goal-scoring record of 53...recorded his 110th point on Mar. 23 vs. TOR, breaking Peter Stastny's rookie point record of 109 points...ended the season with a career-high (since tied) 17-game point streak (20-14=34), Mar. 9-Apr. 15...established a Jets record and then career-high nine-game goal streak from Mar. 14-Apr. 1, scoring 14 goals in that span...named NHL Rookie of the Month for Oct., Jan., and Mar. (only player to receive the award more than once in 1992-93)...selected as NHL Player of the Month (along with Mogilny) for January (15 GP, 12-15=27)...recorded his first playoff hat trick on Apr. 23 vs. VAN (the first goal was also his first NHL playoff goal)...**Miscellaneous:** Is the Olympic Men's Hockey all-time leading scorer (20-17=37 points in 31 career games)...surpassed Valeri Kharlamov, Vlastimil Bubnik (former Czechoslovakia) and Harry Watson (Canada) to capture sole possession of the title on Feb. 19, 2010 vs. Germany...has won three career Olympic medals: bronze in 2002 and 2010, and silver in 2006...has represented his home country on several of Finland's National Teams (1989 World Junior Championship; 1991 Canada Cup; 1991 World Championship; 1992 Olympic Winter Games; 1994 World Championship (did not play due to injury); 1996 World Championship; 1996 World Cup; 1998 Olympic Winter Games; 1999 World Championship; 2002 Olympic Winter Games; 2003 World Championship; 2006 Olympic Winter Games; 2008 World Championship; 2010 Olympic Winter Games)...played five seasons with Jokerit in Finnish League, scoring 33 or more goals in four of those seasons.

## PERSONAL:

Teemu and his wife, Sirpa, have three sons: Emil, Eetu and Leevi; and one daughter: Veera...has a twin brother, Paavo...other brother's name is Panu...named the First Godfather to the Children's Hospital in Finland...spends his summers near Helsinki, Finland with his family...was a kindergarten teacher in Finland for three years...served in the Finnish Army...his childhood idols were Guy Lafleur, Jari Kurri and Wayne Gretzky...a big fan of auto racing and car collecting...lists a Ferrari Enzo as his favorite automobile.





# LUBOMIR VISNOVSKY

**SHOOTS:** Left **HEIGHT:** 5-10 **WEIGHT:** 200 **AGE:** 35; turns 36 on Aug. 11, 2012  
**BORN:** Aug. 11, 1976; Topolcany, Slovakia **HOMETOWN:** Bratislava, Slovakia  
**ACQUIRED:** From Edmonton in exchange for Ryan Whitney and a sixth-round selection in the 2010 NHL Entry Draft, Mar. 3, 2010  
**DRAFTED:** By Los Angeles in the fourth round (118th overall) of the 2000 NHL Entry Draft  
**2010-11 REAL TIME STATISTICS**  
**TOI/GM:** 14:17 **SHFT/GM:** 26.0 **FO% (FW/FL):** 0% (0/0)

## 2010-11:

Appeared in his 10th NHL season, his first full season with Anaheim... scored a career-high 18-50=58 points in 81 contests with a +18 rating (also career best) and 24 PIM...led all NHL defensemen in scoring, assists and points-per-game (.84)...also ranked second among defensemen in goals, tied for second in OT goals (2) and third in GWG (4)... became the second player in club history to lead all NHL defensemen in scoring...his 68 points were one point shy of Scott Niedermayer's franchise record for points by a defenseman in a single campaign... completed the 2010-11 season with points in six of his last seven games (3-4=7), nine of 11 (4-7=11, +9) and 13 of 16 (6-11=17, +13)...with an assist on Apr. 9 @ LA, established a career high four points in a season (scored 17-50=67 in 2005-06 w/LA)...appeared in his 700th NHL contest, Apr. 3 vs. DAL...had a career-high three-game goal streak (3-1=4), Mar. 30-Apr. 3...set a club record for goals by a defenseman in a single season with his 17th, Apr. 2 @ SJ...earned 7-11=18 points with a +13 rating in March, leading all NHL defensemen in goals and points...also co-led all NHL players in plus/minus...became the first defenseman in Ducks history to score a hat trick, Mar. 4 vs. DAL... also scored the OT goal with 3.8 seconds left in the extra frame in the 4-3 win...his 3-1=4 points that night were a career high and his hat trick marked the second of his career...set a career high and tied club record with a +5 rating (2-1=3 points) in a 5-2 Ducks win, Mar. 9 vs. NYR...had five goals over three games (5-2=7, +6 rating) from Mar. 4-9, becoming the first Ducks defenseman all-time to accomplish the feat...earned his 300th NHL assist, Mar. 2 vs. DET...collected his

400th career NHL point (goal), Feb. 16 vs. WSH...scored his 99th and 100th career NHL goals, Dec. 31 vs. PHI...finished the month of November ranking tied for second among NHL blueliners in scoring (2-10=12) and tied for first in assists...missed one contest due to back spasms, Nov. 27 @ PHX...scored the second OT-winning goal of his career, Nov. 9 @ SJ...**PLAYOFFS:** Made his third career post-season appearance (first with Ducks) and first since 2002, playing in all six of Anaheim's CQF games vs. NSH, earning three assists.

## CAREER:

Signed a five-year contract extension with Los Angeles through 2012-13, July 11, 2007...**2009-10:** Split his ninth NHL season with Anaheim and Edmonton, earning 15-30=45 points with 20 PIM in 73 overall contests...was acquired by the Ducks at the trade deadline on Mar. 3...ranked tied for fourth in goals among NHL defensemen...his five goals after his acquisition by Anaheim co-led all NHL defensemen...missed the final three contests of the season with a fractured hand...logged a career-high 34:57 TOI on Apr. 2 vs. VAN, the highest mark by a Ducks player since Chris Pronger on Mar. 11, 2009 vs. VAN (35:43)...scored his first goal as a Duck, Mar. 7 vs. MTL...made his Anaheim debut, Mar. 6 @ PHX...appeared in his 600th career NHL game, Feb. 4 @ MIN...**2008-09:** In his eighth NHL season and his first with Edmonton, scored 8-23=31 points in 50 contests...missed the final 31 games with a right shoulder injury...collected his 300th career NHL point (assist), Dec. 28 vs. NSH...made his Oilers debut in his 500th career NHL game, Oct. 12 vs.

## NHL HIGHLIGHTS

### NHL Career Hat Tricks:

2, Mar. 4, 2011 w/ANA vs. DAL & Nov. 2, 2005 w/LA @ DAL

### NHL Career Multiple-Point Games: 95

(9 (9 multiple-goal, 53 multiple-assist)

### NHL Career OT Goals:

3, last: Mar. 4, 2011 vs. DAL (4-3)

### NHL Career Highs:

**Goals:** 3, two times (last: Mar. 4, 2011 vs. DAL)

**Assists:** 3, two times (last: Mar. 12, 2007 w/LA vs. EDM)

**Points:** 4, Mar. 4, 2011 vs. DAL (3-1=4)

**PIM:** 14, Mar. 26, 2008 w/LA @ ANA

**TOI:** 34:57, Apr. 2, 2010 vs. VAN

**Shots:** 8, Nov. 9, 2006 w/LA vs. SJ

**Plus/Minus:** +5, Mar. 9, 2011 vs. NYR

**Goal Streak:** Three games, two times (last: Mar. 30-Apr. 3, 2011; 3-1=4)

**Assist Streak:** Nine games, Dec. 10-28, 2005 (1-11=12)

**Point Streak:** Nine games, Dec. 10-28, 2005 (1-11=12)

**Penalty Shots:** None

### First NHL Game:

In a 4-1 LA win, Oct. 6, 2000 w/LA @ WSH

### First NHL Point:

An assist in a 7-1 LA win, Oct. 9, 2000 w/LA @ CBJ

### First NHL Goal:

A goal (Esche) in a 3-1 LA loss, Oct. 28, 2000 w/LA @ PHX

### Milestones Achieved:


700th NHL game, Apr. 3, 2011 vs. DAL  
 100th NHL goal, Dec. 31, 2010 vs. PHI  
 300th NHL assist, Mar. 2, 2011 vs. DET  
 400th NHL point, Feb. 16, 2011 vs. WSH  
**Milestones Within Reach:**  
 3 appearances to 100 goals as a Duck  
 29 points to 100 points as a Duck  
 42 assists to 100 assists as a Duck

## VISNOVSKY VS. THE NHL

Team	GP	G	A	Pts.	PIM
Anaheim	44	6	24	30	26
Boston	9	3	6	9	6
Buffalo	9	0	3	3	4
Calgary	39	8	18	26	12
Carolina	11	0	5	5	12
Chicago	35	3	10	13	14
Colorado	40	5	15	20	14
Columbus	32	7	19	26	12
Dallas	51	17	25	42	16
Detroit	34	5	15	20	14
Edmonton	33	4	17	21	10
Florida	9	0	5	5	2
Los Angeles	13	0	6	6	6
Minnesota	32	3	9	12	10
Montreal	9	3	2	5	2
Nashville	35	6	19	25	12
New Jersey	8	2	2	4	6
NY Islanders	11	3	2	5	4
NY Rangers	10	4	6	10	2
Ottawa	10	1	6	7	2
Philadelphia	11	3	3	6	6
Phoenix	46	3	24	27	32
Pittsburgh	10	1	6	7	2
San Jose	48	11	15	26	16
St. Louis	35	4	16	20	10
Tampa Bay	7	0	3	3	0
Toronto	9	0	4	4	10
Vancouver	41	3	15	18	16
Washington	12	2	6	8	2
Winnipeg	10	4	6	10	8
<b>NHL Totals</b>	<b>703</b>	<b>111</b>	<b>312</b>	<b>423</b>	<b>288</b>

# DEFENSEMAN 17

COL...was acquired by Edmonton from Los Angeles in exchange for Matt Greene and Jarret Stoll, June 29, 2008...**2007-08:** Appeared in his seventh NHL season with Los Angeles...led all Kings defensemen in scoring for the third consecutive season...collected his 200th NHL assist, Jan. 29 @ PHI...became only the fourth Kings defenseman to eclipse the 200-assist mark...**2006-07:** In his sixth NHL season, registered 18-40=58 points in 69 games...set a career high in goals and led all Kings defensemen in scoring for the second straight year...also set career highs for shots (159), shooting percentage (11.3%) and a team-leading 24-27 avg. TOI...was selected to the 2007 NHL All-Star Game in Dallas...ranked fourth among NHL defensemen in goals and tied for eighth in both points and PPP (8-25=33)...also ranked third in shooting percentage...appeared in his 400th NHL game, Feb. 1 vs. CHI...collected his 200th career NHL point, Dec. 2 vs. ANA...**2005-06:** Scored a career-high 17-50=67 points in 80 games, leading the Kings in scoring...became the first defenseman in franchise history to lead the club in scoring...was the only defenseman in the NHL that season to lead his team in scoring...among NHL leaders, ranked fourth in scoring and assists among defensemen...had a career-high nine-game assist streak (1-11=12), Dec. 10-28...




appeared in his 300th NHL contest, Dec. 14 vs. WSH...earned his 100th NHL assist, Nov. 11 @ CHI...collected his first career hat trick (3-0=3), Nov. 2 @ DAL...his two PPG that night were a career high...**2004-05:** Skated in his native Slovakia, scoring 13-25=38 points for HC Slovan Bratislava...**2003-04:** In his fourth NHL season, ranked second among Kings defensemen in scoring...notched his 100th career NHL point with an assist, Dec. 6 vs. WSH...**2002-03:** Appeared in his third NHL season with Los Angeles...appeared in his 200th NHL contest, Mar. 15 @ CAR...**2001-02:** Appeared in four of Los Angeles' CQF contests vs. COL, collecting his first career playoff point in Game 6 on Apr. 27...appeared in his 100th NHL game, Nov. 24 vs. SJ...**2000-01:** Made his NHL debut with Los Angeles...was named to the NHL's All-Rookie team after leading all rookie defensemen in league scoring...was fourth overall in NHL rookie scoring...ranked second in rookie assists and third in plus/minus...scored his first NHL goal (Esche), Oct. 28 @ PHX...collected his first NHL point as part of a two-point night (0-2=2), Oct. 9 @ CBJ...made his NHL debut, Oct. 6 @ WSH...made his postseason debut, appearing in three of the club's CQF contests vs. DET and five CSF games vs. COL...**Miscellaneous:** Has played for Team Slovakia at the Olympics on four separate occasions (1998, 2002, 2006 and 2010)...has collected 3-5=8 points in 19 career Olympic contests...has represented Slovakia a total of 16 times on the international stage...was a member of the Slovakian National Team at the 1996 and 2004 World Cup of Hockey, at eight IIHF World Championships and two World Junior Championships...won a gold medal at the 2002 World Championship, silver in 2000 and bronze in 2003 when he led defensemen in scoring with 4-8=12 points in nine games.

## PERSONAL:

Resides in Corona del Mar during the season...married his wife, Katarina, last summer...the couple has one son, Max, and is expecting their first daughter this December...spends his offseason in his hometown of Bratislava, Slovakia...has one older brother who also played hockey...lists his favorite player growing up as Paul Coffey...was a member of the Slovakian military before joining the NHL...enjoys many different genres of music depending on his mood, ranging from disco to country and rock...lists D.J. Tiesto and Bryan Adams as his favorite artists.

## REGULAR SEASON PLAYOFFS

Season	Team	League	GP	G	A	Pts.	PIM	+/-	GP	G	A	Pts.	PIM
2000-01	LOS ANGELES	NHL	81	7	32	39	36	+16	8	0	0	0	0
2001-02	LOS ANGELES	NHL	72	4	17	21	14	-5	4	0	1	1	0
	Slovakia	Olympics	3	0	0	0	2	-	-	-	-	-	-
2002-03	LOS ANGELES	NHL	57	8	16	24	28	+2	-	-	-	-	-
2003-04	LOS ANGELES	NHL	58	8	21	29	26	+8	-	-	-	-	-
2004-05	Bratislava	Slovakia	43	13	25	38	40	-	14	2	10	12	10
2005-06	LOS ANGELES	NHL	80	17	50	67	50	+7	-	-	-	-	-
	Slovakia	Olympics	6	1	1	2	0	-	-	-	-	-	-
2006-07	LOS ANGELES	NHL	69	18	40	58	26	+1	-	-	-	-	-
2007-08	LOS ANGELES	NHL	82	8	33	41	34	-18	-	-	-	-	-
2008-09	EDMONTON	NHL	50	8	23	31	30	+6	-	-	-	-	-
2009-10	EDMONTON	NHL	57	10	22	32	16	-4	-	-	-	-	-
	ANAHEIM	NHL	16	5	8	13	4	-6	-	-	-	-	-
	Slovakia	Olympics	7	1	2	3	0	-	-	-	-	-	-
2010-11	ANAHEIM	NHL	81	18	50	68	24	+18	6	0	3	3	2
NHL Totals			703	111	312	423	288	+25	18	0	4	4	2
Anaheim Totals			97	23	58	71	28	+12	6	0	3	3	2



## MARK BELL CENTER

**SHOOTS:** Left **HEIGHT:** 6-4 **WEIGHT:** 206

**BORN:** August 5, 1980; St. Pauls, Ontario

**ACQUIRED:** Signed as a free agent, July 20, 2011


**DRAFTED:** By Chicago in the first round (eighth overall) of the 1998 NHL Entry Draft

Appeared in his second season with Klotten of the Swiss National League A...collected 16-9=25 points in 41 contests with 58 PIM...made his second postseason appearance with Klotten in 2011, recording 6-3=9 points with 60 PIM in 18 games...appeared in his first season with Klotten, tallying 13-14=27 points and 69 PIM in 39 contests...made his postseason debut with Klotten, scoring 1-4=5 points with 29 PIM in 10 games...split his eighth professional season in 2008-09 with Toronto (AHL) and Hartford (AHL)...appeared in 74 combined games, scoring 18-23=41 points with a +9 rating and 65 PIM...added one goal (1-0=1) with four PIM in five Calder Cup Playoff games with Hartford...registered seven multi-point games, including a pair of two-goal contests, Jan. 2 vs. Iowa and Mar. 27 vs. Albany...appeared in his seventh NHL season in 2007-08, his first with Toronto...tallied 4-6=10 points with 60 PIM in 35 games...missed 31 games due to injury (broken orbital bone, Jan. 3 @ PIT) and another 15 due to NHL suspension...scored goals in consecutive games to close out the season, Apr. 3-5...appeared in his sixth NHL season in 2006-07, his first with San Jose...recorded 11-10=21 points with 83 PIM in 71 games...ranked fifth on the Sharks in PIM and fifth in hits (104)...had his consecutive games played streak snapped at 258 after suffering a groin injury, Oct. 7 vs. NYI...made his second career trip to the Stanley Cup Playoffs in 2007, going scoreless with two PIM...appeared in his fifth NHL season with Chicago in 2005-06...scored 25-23=48 points with 107 PIM in 82 games...set career highs in goals, points, PPG (11) and shots (227)...did not miss a regular season game for the third straight season...finished second on the team in goals and points, third in PIM and fourth in assists...posted a career-high eight-game point streak (9-5=14), Nov. 13-Dec. 2...played 25 games for Tondheim (Norway) in 2004-05, earning 10-17=27 points with 87 PIM...appeared in his fourth NHL season with Chicago in 2003-04, collecting 21-24=45 points with 106 PIM in 82 games...ranked third among team leaders in points and assists, tied for third in goals, and fifth in PPP (11)...played the full 82-game schedule for the second consecutive season...appeared in his third NHL season with Chicago in 2002-03...netted 14-15=29 points with 113 PIM as one of four Blackhawks to play all 82 games...among team leaders, ranked second in PIM and third in SHG (2) and faceoff percentage (52.2)...scored his first career SHG, Jan. 15 vs. DET...played his 100th career NHL game, Oct. 27 vs. SJ...appeared in his second NHL season with Chicago in 2001-02...collected 12-16=28 points with 124 PIM in 80 games...ranked seventh among NHL rookies in goals, eighth in points and ninth in assists...tallied a career-high four points (1-3=4) along with a +4 rating, Oct. 30 vs. LA...recorded his first career multi-point game, Oct. 23 vs. CGY...scored his first career NHL goal (Roy), Oct. 21 vs. COL...also made his first trip to the Stanley Cup Playoffs, going scoreless with eight PIM in five games vs. STL...made his NHL debut with Chicago in his first professional season in 2000-01...appeared in 13 games with the Blackhawks, collecting one assist (0-1=1) with four PIM...earned his first career point, Dec. 27 vs. PHX...played his first career NHL game, Dec. 13 @ ATL...spent the majority of the season with Norfolk (AHL), recording 15-27=42 points with a +10 rating and 126 PIM in 61 games...among team leaders, ranked fourth in points and fifth in goals...played four seasons with Ottawa (OHL) from 1996-00, scoring 105-102=207 points with 291 PIM in 212 career games...added 16-18=34 points with 35 PIM in 48 career OHL Playoff games...helped lead Ottawa to a Memorial Cup championship in 1999...at the international level, represented Canada at the 2009 and 2010 Spengler Cups and won bronze at the 2000 World Junior Championship in Sweden.

### REGULAR SEASON PLAYOFFS

Season	Team	League	GP	G	A	Pts.	PIM	+/-	GP	G	A	Pts.	PIM
1996-97	Ottawa	OHL	65	8	12	20	40	-	24	4	7	11	13
1997-98	Ottawa	OHL	55	34	26	60	87	-	13	6	5	11	14
1998-99	Ottawa	OHL	44	29	26	55	69	+28	9	6	5	11	8
1999-00	Ottawa	OHL	48	34	38	72	95	+11	2	0	1	1	0
2000-01	<b>CHICAGO</b>	<b>NHL</b>	<b>13</b>	<b>0</b>	<b>1</b>	<b>1</b>	<b>4</b>	<b>0</b>	-	-	-	-	-
	Norfolk	AHL	61	15	27	42	126	+10	9	4	3	7	10
2001-02	<b>CHICAGO</b>	<b>NHL</b>	<b>80</b>	<b>12</b>	<b>16</b>	<b>28</b>	<b>124</b>	<b>-6</b>	<b>5</b>	<b>0</b>	<b>0</b>	<b>0</b>	<b>8</b>
2002-03	<b>CHICAGO</b>	<b>NHL</b>	<b>82</b>	<b>14</b>	<b>15</b>	<b>29</b>	<b>113</b>	<b>0</b>	-	-	-	-	-
2003-04	<b>CHICAGO</b>	<b>NHL</b>	<b>82</b>	<b>21</b>	<b>24</b>	<b>45</b>	<b>106</b>	<b>-14</b>	-	-	-	-	-
2004-05	Trondheim IK	Norway	25	10	17	27	87	-	11	6	6	12	44
2005-06	<b>CHICAGO</b>	<b>NHL</b>	<b>82</b>	<b>25</b>	<b>23</b>	<b>48</b>	<b>107</b>	<b>-14</b>	-	-	-	-	-
2006-07	<b>SAN JOSE</b>	<b>NHL</b>	<b>71</b>	<b>11</b>	<b>10</b>	<b>21</b>	<b>83</b>	<b>-9</b>	<b>4</b>	<b>0</b>	<b>0</b>	<b>0</b>	<b>2</b>
2007-08	<b>TORONTO</b>	<b>NHL</b>	<b>35</b>	<b>4</b>	<b>6</b>	<b>10</b>	<b>60</b>	<b>-2</b>	-	-	-	-	-
2008-09	Toronto	AHL	56	12	15	27	34	-5	-	-	-	-	-
	Hartford	AHL	18	6	8	14	31	+14	5	1	0	1	4
2009-10	Klotten	Swiss	39	13	14	27	69	+7	-	-	-	-	-
2010-11	Klotten	Swiss	41	16	9	25	58	+14	-	-	-	-	-
<b>NHL Totals</b>			<b>445</b>	<b>87</b>	<b>95</b>	<b>182</b>	<b>597</b>	<b>-45</b>	<b>9</b>	<b>0</b>	<b>0</b>	<b>0</b>	<b>19</b>
<b>AHL Totals</b>			<b>135</b>	<b>33</b>	<b>50</b>	<b>83</b>	<b>191</b>	<b>+19</b>	<b>14</b>	<b>5</b>	<b>3</b>	<b>8</b>	<b>14</b>

# IN THE SYSTEM



## IGOR BOBKOV GOALTENDER

**CATCHES:** Left **HEIGHT:** 6-6 **WEIGHT:** 228

**BORN:** January 2, 1991; Surgut, Russia

**DRAFTED:** By Anaheim in the third round (76th overall) of the 2009 NHL Entry Draft

Played his first North American season with London (OHL) in 2010-11, going 4-10-0 with a 4.12 GAA and .874 SV% in 21 appearances...earned his first career OHL win with a 6-3 victory, Oct. 23 at Peterborough, stopping 29-of-32 shots...also appeared in three OHL Playoff games, going 0-0 with a 4.16 GAA...following London's season, joined Syracuse (AHL) for two games, posting a 2-0-0 record with a 3.51 GAA and .917 SV%...made his professional debut, Apr. 7 vs. Norfolk, stopping 40-of-43 shots for a 5-3 victory...turned away 30-of-34 shots for his second career AHL win, Apr. 9 vs. Norfolk...helped lead Russia to gold at the 2011 IIHF World Juniors by stopping all 20 shots faced in relief en route to a 5-3 championship win over Canada, Jan. 5...for his efforts, was named Russia's Player of the Game in the decisive medal win...was signed by Anaheim to a three-year entry-level contract, Oct. 12...appeared in 14 contests with Magnitogorsk of the Russian junior league in 2009-10, posting an 8-1 record with a 2.71 GAA and two shutouts...helped lead his club to the league championship in April...was Russia's starting goalie at the 2010 IIHF World Junior Championship in Saskatchewan...in six contests, went 3-3 with one shutout, a 2.45 GAA and .925 SV%...led all tournament goaltenders in SV%...in 2008-09, played in 29 games for Metallurg Magnitogorsk's (KHL) junior club and 14 games for Metallurg-2...was the starting goaltender for Team Russia at the 2009 U-18 World Championship in Fargo, ND...was named the top goaltender of the tournament after posting a 5-2 record with 3.33 GAA (20 GA/360 MIN) and .927 SV% (254-of-274)...also participated in the Six Nations Tournament in the Czech Republic and Slovakia, recording a 2.83 GAA (5 GA/106 MIN) in three games.


### REGULAR SEASON

### PLAYOFFS

Season	Team	League	REGULAR SEASON						PLAYOFFS						
			GP	MIN	GA	SO	GAA	W-L-T	SV%	GP	MIN	GA	SO	GAA	W-L
2009-10	Magnitogorsk Jr.	Russia-Jr.	14	655	30	2	2.71	8-1-2	-	2	59	3	0	3.05	0-0
2010-11	London	OHL	21	1048	72	0	4.12	4-10-0	.874	3	29	2	0	4.16	0-0
	Syracuse	AHL	2	120	7	0	3.51	2-0-0	.917	-	-	-	-	-	-
	<b>AHL Totals</b>		<b>2</b>	<b>120</b>	<b>7</b>	<b>0</b>	<b>3.51</b>	<b>2-0-0</b>	<b>.917</b>	-	-	-	-	-	-
	<b>OHL Totals</b>		<b>21</b>	<b>1048</b>	<b>72</b>	<b>0</b>	<b>4.12</b>	<b>4-10-0</b>	<b>.874</b>	<b>3</b>	<b>29</b>	<b>2</b>	<b>0</b>	<b>4.16</b>	<b>0-0</b>







## NICK BONINO

### CENTER

**SHOOTS** Left **HEIGHT:** 6-0 **WEIGHT:** 192

**BORN:** April 20, 1988; Hartford, Connecticut

**ACQUIRED:** From San Jose with Timo Pielmeier in exchange for Kent Huskins and Travis Moen, Mar. 4, 2009


**DRAFTED:** By San Jose in the sixth round (173rd overall) of the 2007 NHL Entry Draft

Appeared in his second NHL season with Anaheim in 2010-11, going scoreless with four PIM in 26 games...logged a season-high 15:58 TOI, Dec. 12 vs. MIN...missed one game with a right foot bruise, Dec. 21 @ BUF...made his Stanley Cup Playoff debut in 2011, going scoreless with two PIM in four games...debuted in Game 2 of the CQF, Apr. 15 vs. NSH...was recalled from Syracuse (AHL) on three occasions, including Nov. 1, Nov. 24 and Apr. 9...appeared in 50 games with Syracuse, collecting 12-33=45 points with a +10 rating and 32 PIM...led Syracuse in assists and points-per-game (.90)...ranked fifth in scoring and tied for first in plus/minus...registered 13 multi-point games, including three two-goal games and two three-assist contests...recorded a season-high six-game scoring streak (2-7=9), Oct. 16-30...over his last five games with the Crunch, earned 2-8=10 points from Mar. 30-Apr. 7...appeared in his first NHL season with Anaheim in 2009-10, scoring 1-1=2 points with six PIM in nine games...earned his first NHL assist along with a career-high +2 rating in his season finale, Apr. 11 vs. EDM...recorded a career-high 16:19 TOI, Mar. 31 @ COL...scored his first NHL goal (Lehtonen) on a career-high four shots, Mar. 29 vs. DAL...took the opening faceoff in his NHL debut, Mar. 26 @ EDM...was signed by Anaheim to a two-year entry-level contract, Mar. 21...completed his junior season at Boston University in 2009-10, scoring a team-leading 11-27=38 points in 33 games...also led the Terriers in assists, shots (120) and plus/minus (+18)...ranked tied for 10th among Hockey East players in scoring...had a collegiate-high four assists, Jan. 16 vs. Merrimack and an assist on the game-winner in BU's 3-2 win over Boston College at the Sun Life Frozen Fenway, Jan. 8 at Fenway Park...also notched three assists to reach 100 career points as a Terrier in a 6-2 win over the University of Massachusetts, Jan. 29...was named to the Hockey East honor roll on four separate occasions in 2009-10 (Oct. 12, Nov. 30, Dec. 14 and Jan. 18)...won his first NCAA Championship with Boston University in 2008-09...helped the Terriers capture the Frozen Four tournament by scoring the game-tying goal with 18 seconds remaining to force OT, Apr. 11 vs. Miami (Ohio)...finished second on the club with 18-32=50 points on the season...was one of only seven college hockey players in 2008-09 to register 50-or-more points...helped BU to the best record in Hockey East and claimed the top seed in the NCAA Tournament...was named the Reebok Hockey East Player of the Month for February, scoring 6-8=14 points with a +9 rating in nine games...at BU in 2007-08, led all Hockey East freshmen in goals.

### REGULAR SEASON

### PLAYOFFS

Season	Team	League	REGULAR SEASON					PLAYOFFS					
			GP	G	A	Pts.	PIM	+/-	GP	G	A	Pts.	PIM
2007-08	Boston Univ.	Hockey East	39	16	13	29	10	-	-	-	-	-	-
2008-09	Boston Univ.	Hockey East	44	18	32	50	30	-	-	-	-	-	
2009-10	Boston Univ.	Hockey East	33	11	27	38	12	-	-	-	-	-	
	ANAHEIM	NHL	9	1	1	2	6	0	-	-	-	-	
2010-11	Syracuse	AHL	50	12	33	45	32	+10	-	-	-	-	
	ANAHEIM	NHL	26	0	0	0	4	-3	4	0	0	0	2
<b>NHL Totals</b>			<b>35</b>	<b>1</b>	<b>1</b>	<b>2</b>	<b>10</b>	<b>-3</b>	<b>4</b>	<b>0</b>	<b>0</b>	<b>0</b>	<b>2</b>
<b>AHL Totals</b>			<b>50</b>	<b>12</b>	<b>33</b>	<b>45</b>	<b>32</b>	<b>+10</b>	<b>-</b>	<b>-</b>	<b>-</b>	<b>-</b>	<b>-</b>



## JOSH BRITTAIN

### LEFT WING

**SHOOTS:** Left **HEIGHT:** 6-5 **WEIGHT:** 226


**BORN:** January 3, 1990; Milton, Ontario

**DRAFTED:** By Anaheim in the third round (71st overall) of the 2008 NHL Entry Draft

Began his first professional season with Syracuse (AHL) in 2010-11, earning 0-1=1 point with 48 PIM in 13 games...earned his first career point (assist), Nov. 20 vs. Springfield... played the remainder of the season with Elmira (ECHL), scoring 3-8=11 points with a +2 rating and 92 PIM in 38 games...recorded his first career multiple-point game and first goal (1-1=2), Dec. 12 vs. Trenton...added a goal (1-0=1) and two PIM in four ECHL Playoff games...split his fourth OHL season with Barrie and Plymouth in 2010-11, collecting 15-17=32 points with 130 PIM in 68 games...added 1-0=1 point with five PIM in nine OHL Playoff games with Plymouth...had a season-high 1-2=3 points to lead Barrie to a 7-4 win, Oct. 10 vs. Erie... posted a season-best four-game point streak (1-3=4), Nov. 12-20...played for both Kingston and Barrie (OHL) in 2008-09, setting career highs in goals (32) and points (52)...recorded hat tricks on both Oct. 8 vs. Ottawa (with Kingston) and Feb. 12 vs. Owen Sound (with Barrie), tying a career best...completed his second season with Kingston in 2007-08, finishing fourth in team scoring (28-23=51)...tripled his point total from the previous season...finished third on the club in goals, appearing in all 68 contests for the Frontenacs...won gold with Team Canada at the 2008 Under-18 IIHF World Championship.

Season	Team	League	REGULAR SEASON						PLAYOFFS				
			GP	G	A	Pts.	PIM	+/-	GP	G	A	Pts.	PIM
2006-07	Kingston	OHL	54	5	12	17	38	-2	2	0	0	0	0
2007-08	Kingston	OHL	68	28	23	51	106	-14	-	-	-	-	-
2008-09	Kingston	OHL	27	17	7	24	31	+3	-	-	-	-	-
	Barrie	OHL	41	15	13	28	65	+6	5	1	2	3	4
2009-10	Barrie	OHL	12	3	5	8	29	-2	-	-	-	-	-
	Plymouth	OHL	56	12	12	24	101	+6	9	1	0	1	5
2010-11	Syracuse	AHL	13	0	1	1	48	+1	-	-	-	-	-
	Elmira	ECHL	38	3	8	11	92	+2	4	1	0	1	2
<b>AHL Totals</b>			<b>13</b>	<b>0</b>	<b>1</b>	<b>1</b>	<b>48</b>	<b>+1</b>	-	-	-	-	-
<b>ECHL Totals</b>			<b>38</b>	<b>3</b>	<b>8</b>	<b>11</b>	<b>92</b>	<b>+2</b>	<b>4</b>	<b>1</b>	<b>0</b>	<b>1</b>	<b>2</b>





## MATHIEU CARLE

### DEFENSEMAN

**SHOOTS:** Right **HEIGHT:** 6-0 **WEIGHT:** 201

**BORN:** September 30, 1987; Gatineau, Quebec

**ACQUIRED:** From Montreal in exchange for Mark Mitera, July 15, 2011


**DRAFTED:** By Montreal in the second round (53rd overall) of the 2006 NHL Entry Draft

Appeared in his fourth professional season with Hamilton (AHL) in 2010-11...collected 11-18=29 points with a +19 rating and 44 PIM in 68 games...ranked third on the club in plus/minus and third among team defensemen in points...added 3-9=12 points with eight PIM in 19 Calder Cup Playoff games, leading Hamilton defensemen in goals and points, and sharing the team lead among blueliners in assists...helped lead the Bulldogs to Game 7 of the Western Conference Final, where the club was eliminated by Houston...collected points in his last seven consecutive playoff games (2-6=8), May 13-24...represented the Western Conference at the 2011 AHL All-Star Classic in Hershey...notched a season-high three points (0-3=3), Dec. 12 vs. Toronto...made his NHL debut with Montreal in 2009-10, going scoreless with a +1 rating and four PIM in three games...debuted in a 5-4 Montreal win over Atlanta on Nov. 3, recording 12:55 TOI...played the majority of the season with Hamilton, registering 5-10=15 points with a +4 rating and 26 PIM in 31 games...earned a career-high 2-2=4 points in a 5-4 win, Nov. 21 @ Manitoba...appeared in his second professional season with Hamilton in 2008-09...scored 7-22=43 points with a +10 rating and 43 PIM in 59 games...added two assists (0-2=2) with four PIM in six Calder Cup Playoff games...made his professional debut with Hamilton in 2007-08, earning 7-17=24 points with 43 PIM in 64 games...led Hamilton rookies in scoring...tallied his first professional points (1-1=2) in a 3-2 victory, Nov. 17 @ Binghamton...made his pro debut on Nov. 9 vs. Rochester...appeared in 258 QMJHL contests with Acadie-Bathurst (2003-07) and Rouyn-Noranda (2006-07), collecting 49-146=195 points with 311 PIM...was named to the QMJHL All-Rookie team in 2003-04.

### REGULAR SEASON

### PLAYOFFS

Season	Team	League	GP	G	A	Pts.	PIM	+/-	GP	G	A	Pts.	PIM
2003-04	Acadie-Bathurst	QMJHL	59	11	12	23	57	-9	-	-	-	-	-
2004-05	Acadie-Bathurst	QMJHL	69	4	29	33	53	-27	-	-	-	-	-
2005-06	Acadie-Bathurst	QMJHL	67	18	51	69	122	+20	17	1	14	15	29
2006-07	Acadie-Bathurst	QMJHL	38	12	39	51	52	+17	-	-	-	-	-
	Rouyn-Noranda	QMJHL	25	4	15	19	27	-6	16	6	10	16	16
2007-08	Hamilton	AHL	64	7	17	24	43	-6	-	-	-	-	-
2008-09	Hamilton	AHL	59	7	22	29	43	+10	6	0	2	2	4
2009-10	Hamilton	AHL	31	5	10	15	26	+4	1	0	0	0	0
	<b>MONTREAL</b>	<b>NHL</b>	<b>3</b>	<b>0</b>	<b>0</b>	<b>0</b>	<b>4</b>	<b>+1</b>	-	-	-	-	-
2010-11	Hamilton	AHL	68	11	18	29	44	+19	19	3	9	12	8
<b>NHL Totals</b>			<b>3</b>	<b>0</b>	<b>0</b>	<b>0</b>	<b>4</b>	<b>+1</b>	-	-	-	-	-
<b>AHL Totals</b>			<b>222</b>	<b>30</b>	<b>67</b>	<b>97</b>	<b>156</b>	<b>+27</b>	<b>26</b>	<b>3</b>	<b>11</b>	<b>14</b>	<b>12</b>



## **MAT CLARK** **DEFENSEMAN**

**SHOOTS:** Right **HEIGHT:** 6-3 **WEIGHT:** 216

**BORN:** October 17, 1990; Wheat Ridge, Colorado


**DRAFTED:** By Anaheim in the second round (37th overall) of the 2009 NHL Entry Draft

Appeared in his first professional season with Syracuse (AHL) in 2010-11, scoring 2-14=16 points with 128 PIM in 80 games...led Syracuse in PIM and was one of two Crunch players to appear in all 80 games (also N. Deschamps)...tied his career high in points (0-2=2) and set a personal best in plus/minus (+3) in a 5-0 victory, Dec. 19 vs. Connecticut...scored his first career goal, Dec. 11 vs. Bridgeport...collected his first career points as part of a two-assist game (0-2=2), Dec. 3 @ Rochester...played 66 games with Brampton (OHL) in 2009-10, earning 7-16=23 points with 88 PIM...led Brampton in PPG (7) and finished tied for second in appearances...also paced team defensemen in goals while ranking second in assists and points...scored 2-4=6 points in seven OHL Playoff games before joining Manitoba (AHL)...made his AHL debut in Manitoba's regular season finale on Apr. 10 vs. Peoria and went on to play six Calder Cup Playoff games...in his first season of major junior with Brampton in 2008-09, finished third among team defensemen in scoring with 3-20=23 points, a +21 rating and 81 PIM in 63 games...helped the Battalion advance to the OHL Final in which the club fell to Windsor in five games...in 21 postseason appearances, collected five assists with 37 PIM...recorded a career-high three assists (0-3=3) on two separate occasions: Nov. 9 vs. Belleville and Jan. 8 vs. Sudbury.

		REGULAR SEASON							PLAYOFFS				
Season	Team	League	GP	G	A	Pts.	PIM	+/-	GP	G	A	Pts.	PIM
2008-09	Brampton	OHL	63	3	20	23	91	+21	21	0	5	5	37
2009-10	Brampton	OHL	66	7	16	23	88	+1	7	2	4	6	9
	Manitoba	AHL	1	0	0	0	0	0	6	0	0	0	0
2010-11	Syracuse	AHL	80	2	14	16	128	-18	-	-	-	-	-
<b>AHL Totals</b>			<b>80</b>	<b>2</b>	<b>14</b>	<b>16</b>	<b>128</b>	<b>-18</b>	-	-	-	-	-







## MARCO COUSINEAU GOALTENDER

**CATCHES:** Left **HEIGHT:** 6-0 **WEIGHT:** 195

**BORN:** November 9, 1989; St. Lazare, Quebec

**DRAFTED:** By Anaheim in the third round (83rd overall) of the 2008 NHL Entry Draft


Appeared in his first professional season with Elmira (ECHL) in 2010-11, posting a 21-16-5 record with a 3.23 GAA and .898 SV%...won six of seven starts (6-1-0) from Feb. 25-Mar. 11, including a career-high four consecutive starts with a 2.50 GAA and .910 SV%...was named ECHL Goaltender of the Week for Mar. 7-13...earned the win in his ECHL debut, Oct. 15 vs. Cincinnati, stopping 13-of-16 shots for a 7-3 victory...made his ECHL Playoff debut, going 1-3 with a 1.91 GAA in four games...earned his first career postseason win, stopping 23-of-24 shots in a 6-3 win, Apr. 6 vs. Greenville...split his fourth QMJHL season with Prince Edward Island and Saint John in 2009-10, going 25-19-0 with a 2.82 GAA in 45 games...ranked seventh among league goaltenders in wins...also posted a 14-7 mark and 2.80 GAA in 21 QMJHL Playoff games...helped lead Saint John to the QMJHL Final against Moncton, eventually losing 4-2...was named CHL Goaltender of the Week for Apr. 12-18 after going 2-0 with a 1.50 GAA and .952 SV%...in 2008-09, recorded a 3.32 GAA and 21-23-6 record in his third QMJHL season with Baie-Comeau and Drummondville...lowered his GAA to 2.42 in 16 regular season contests with the Voltigeurs en route to a QMJHL President's Cup title...ranked third among goaltenders in playoff GAA (2.44)...advanced to within one game of the Memorial Cup final, falling to eventual champion Windsor by a score of 3-2 in OT...was named the Most Outstanding Goaltender of the Memorial Cup tournament...was traded to Drummondville from Baie-Comeau, Jan. 7...appeared in his second season with Baie-Comeau in 2007-08...led the QMJHL in wins and finished fourth among league goaltenders in GAA...also finished fourth in minutes played (3,227) while posting a career-high four shutouts...was named to the QMJHL Second-Team All-Star squad following the regular season.

### REGULAR SEASON

### PLAYOFFS

Season	Team	League	GP	MIN	GA	SO	GAA	W-L-T	SV%	GP	MIN	GA	SO	GAA	W-L
2006-07	Baie-Comeau	QMJHL	23	1015	71	0	4.20	4-12-0	.863	1	10	2	0	11.88	0-0
2007-08	Baie-Comeau	QMJHL	58	3227	151	4	2.81	34-13-6	.903	5	305	11	0	2.17	1-4
2008-09	Baie-Comeau	QMJHL	34	1878	118	1	3.77	9-20-5	.886	-	-	-	-	-	-
	Drummondville	QMJHL	16	919	37	0	2.42	12-3-1	.904	17	1009	41	0	2.44	13-3
2009-10	PEI	QMJHL	25	1441	77	1	3.20	10-14-0	.908	-	-	-	-	-	-
	Saint John	QMJHL	20	1218	48	3	2.36	15-5-0	.914	21	1222	57	2	2.80	14-7
2010-11	Elmira	ECHL	44	2470	133	0	3.23	21-16-5	.898	4	251	8	0	1.91	1-3
<b>ECHL Totals</b>			<b>44</b>	<b>2470</b>	<b>133</b>	<b>0</b>	<b>3.23</b>	<b>21-16-5</b>	<b>.898</b>	<b>4</b>	<b>251</b>	<b>8</b>	<b>0</b>	<b>1.91</b>	<b>1-3</b>





## NICOLAS DESCHAMPS

### LEFT WING


**SHOOTS:** Left **HEIGHT:** 6-1 **WEIGHT:** 201

**BORN:** January 6, 1990; Lasalle, Quebec

**DRAFTED:** By Anaheim in the second round (35th overall) of the 2008 NHL Entry Draft

Appeared in his first professional season with Syracuse (AHL) in 2010-11, collecting 15-31=46 points with 26 PIM in 80 games...finished tied for third on the Crunch in points and goals, and tied for second in assists...also ranked third in shots (147)...among AHL rookie leaders, ranked tied for ninth in scoring and tied for eighth in assists...was one of two players to appear in all 80 games for Syracuse (also M. Clark)...ended the season on a four-game scoring streak (3-4=7) from Apr. 3-10, including a season-best 1-2=3 points, Apr. 7 vs. Norfolk...had a pair of season-high two-goal games, including Oct. 22 vs. Norfolk (2-0=2) and Feb. 25 vs. Binghamton (2-0=2)...strung together a season-best eight-game point streak (6-3=9) that ran from Oct. 16-Nov. 6...split his third QMJHL season with Chicoutimi and Moncton in 2009-10, scoring 39-57=96 points with 40 PIM in 64 games...finished tied for the QMJHL scoring lead while also ranking tied for sixth in goals, fifth in assists and tied for eighth in PPG (14)...had a league-best 18-game point streak (15-20=35), Dec. 11-Feb. 2...also posted an 11-game assist streak (10-16=26) from Dec. 11-Jan. 15 to match the QMJHL season high...tied a Moncton franchise record with four goals (4-1=5) in a 7-4 win vs. Val-d'Or, Jan 5...scored 5-9=14 points in 15 playoff games to help lead Moncton to the President's Cup as QMJHL champions...made his professional debut with Iowa (AHL) in 2008-09, picking up 0-1=1 point in two games...collected his first career point (assist), Apr. 11 vs. Quad City...made his pro debut, Apr. 10 @ Quad City...spent the rest of the season with Chicoutimi...ranked third among the Saguenéens in scoring (24-41=65) and second in assists...scored a career-high 1-3=4 points on three separate occasions vs. Rimouski (Dec. 27) and Baie-Comeau (Jan. 31 and Feb. 22)...earned 3-1=4 points in four QMJHL Playoff contests, including a two-goal effort in Game 4 of the opening round vs. Rimouski, Mar. 25...appeared in his first season with Chicoutimi in 2007-08...led all league rookies in scoring and was selected to the QMJHL All-Rookie team...finished second on his team in points en route to being named the QMJHL Best Defensive Forward...earned Rookie of the Month honors twice (November and January)...won gold with Team Canada at the 2008 IIHF Under-18 World Championship.

		REGULAR SEASON							PLAYOFFS				
Season	Team	League	GP	G	A	Pts.	PIM	+/-	GP	G	A	Pts.	PIM
2007-08	Chicoutimi	QMJHL	70	24	43	67	63	+12	6	2	3	5	6
2008-09	Chicoutimi	QMJHL	65	24	41	65	40	-8	4	3	1	4	12
	Iowa	AHL	2	0	1	1	0	-1	-	-	-	-	-
2009-10	Chicoutimi	QMJHL	31	18	26	44	20	+2	-	-	-	-	-
	Moncton	QMJHL	33	21	31	52	20	+19	15	5	9	14	10
2010-11	Syracuse	AHL	80	15	31	46	26	-4	-	-	-	-	-
<b>AHL Totals</b>			<b>82</b>	<b>15</b>	<b>32</b>	<b>47</b>	<b>26</b>	<b>-4</b>	-	-	-	-	-



## JEFF DESLAURIERS

### GOALTENDER

**CATCHES:** Right **HEIGHT:** 6-4 **WEIGHT:** 203

**BORN:** May 15, 1984; St. Jean-Richelieu, Quebec

**ACQUIRED:** Signed as a free agent, July 12, 2011


**DRAFTED:** By Edmonton in the second round (31st overall) of the 2002 NHL Entry Draft

Appeared in his seventh professional season with Oklahoma City (AHL) in 2010-11... posted a 17-13-4 record with three shutouts, a 2.81 GAA and .906 SV% in 35 games... won his last four starts with Oklahoma City, recording shutouts in three of his four outings between Apr. 1-9... went 4-0-0 with a 0.50 GAA and .980 SV% in his four April appearances...set season highs in saves (40) and shots faced (41) in a 5-1 victory, Mar. 18 @ Rockford...appeared in his second NHL season with Edmonton in 2009-10, going 16-28-4 with three shutouts, a 3.26 GAA and .901 SV%...strung together a career-high five consecutive wins (5-0-0) from Dec. 3-12, 2009, with a .938 SV% and 1.94 GAA during that stretch...recorded his first NHL shutout on Nov. 23, 2009, stopping all 36 shots in a 4-0 win over Phoenix...also posted shutouts on Feb. 3 vs. PHI (33 saves) and Mar. 7 vs. NJ (22 saves)...made his NHL debut with Edmonton in 2008-09, going 4-3-0 with a 3.34 GAA and a .901 SV%...set career highs in saves (41) and shots faced (45), Apr. 11 @ CGY...made 40 saves and stopped all three shootout attempts for his first shootout win in a 3-2 victory, Nov. 10 @ NYR...earned the win in his NHL debut, a 4-3 victory, Oct. 27 @ CGY...was assigned to Springfield (AHL), Dec. 29 and recalled, Jan. 12...went 1-4-0 with a 2.73 GAA and .906 SV% in five games with Springfield... appeared in his fourth professional season with Springfield in 2007-08...posted a 26-23-5 record with a 2.90 GAA and .912 SV%...ranked tied for seventh among AHL goaltenders in wins, third in saves (1532), and fifth in minutes played (3045)...was named team MVP with the Falcons...was recalled by Edmonton, Nov. 13 and dressed in the Nov. 14 game @ VAN but did not play...appeared in his third professional season with Wilkes-Barre/Scranton in 2006-07, compiling a 22-13-2 with a 12-3 record with four shutouts, a 2.47 GAA and a .908 SV%...ranked 12th among AHL goaltenders in GAA, tied for 14th in wins, and tied for sixth in shutouts...won his first four starts of the season and went 10-2-0 with a 2.14 GAA and .914 SV% in his first 12 outings, Oct. 13-Dec. 2...split his second professional season with Hamilton (AHL) and Greenville (ECHL) in 2005-06...was 4-7-0 with a 3.15 GAA and .897 SV% in 13 games with Hamilton and 2-4-0 with a 3.05 GAA and .899 SV% in six contests with Greenville...split his first professional season with Greenville and Edmonton (AHL) in 2004-05...debuted with Greenville, posted a 7-3-1 record with one shutout, a 2.32 GAA and .940 SV% in 11 games... advanced to Edmonton, where he went 6-13-2 with a 2.96 GAA and .888 SV% in 22 AHL contests...played his junior hockey with Chicoutimi (QMJHL) from 2001-04...went 67-64-7 with two shutouts and a 3.39 GAA in 150 career QMJHL games...was named to the QMJHL's All-Rookie team and was the QMJHL Defensive Rookie of the Year in 2001-02.

### REGULAR SEASON

### PLAYOFFS

Season	Team	League	GP	MIN	GA	SO	GAA	W-L-T	SV%	GP	MIN	GA	SO	GAA	W-L
2001-02	Chicoutimi	QMJHL	51	2909	170	1	3.51	28-20-1	.900	4	197	20	0	6.11	0-3
2002-03	Chicoutimi	QMJHL	49	2582	164	0	3.81	18-24-1	.888	4	240	15	0	3.76	0-4
2003-04	Chicoutimi	QMJHL	50	2701	129	1	2.87	21-20-6	.916	18	956	50	1	3.14	10-8
2004-05	Greenville	ECHL	11	673	26	1	2.32	7-3-1	.940	-	-	-	-	-	-
	Edmonton	AHL	22	1258	62	0	2.96	6-13-2	.888	-	-	-	-	-	-
2005-06	Hamilton	AHL	13	666	35	0	3.15	4-7-0	.897	-	-	-	-	-	-
	Greenville	ECHL	6	335	17	0	3.05	2-4-0	.899	-	-	-	-	-	-
2006-07	W.B./Scranton	AHL	40	2231	92	4	2.47	22-12-3	.908	-	-	-	-	-	-
2007-08	Springfield	AHL	57	3045	147	0	2.90	26-23-5	.912	-	-	-	-	-	-
2008-09	<b>EDMONTON</b>	<b>NHL</b>	<b>10</b>	<b>540</b>	<b>30</b>	<b>0</b>	<b>3.34</b>	<b>4-3-0</b>	<b>.901</b>	-	-	-	-	-	-
	Springfield	AHL	5	286	13	0	2.73	1-4-0	.906	-	-	-	-	-	-
2009-10	<b>EDMONTON</b>	<b>NHL</b>	<b>48</b>	<b>2798</b>	<b>152</b>	<b>3</b>	<b>3.26</b>	<b>16-28-4</b>	<b>.901</b>	-	-	-	-	-	-
2010-11	Oklahoma City	AHL	35	1945	91	3	2.81	17-13-4	.906	1	20	3	0	9.00	0-1
<b>NHL Totals</b>			<b>58</b>	<b>3337</b>	<b>182</b>	<b>3</b>	<b>3.27</b>	<b>20-31-4</b>	<b>.901</b>	-	-	-	-	-	-
<b>AHL Totals</b>			<b>172</b>	<b>9431</b>	<b>440</b>	<b>7</b>	<b>2.80</b>	<b>76-72-14</b>	-	<b>1</b>	<b>20</b>	<b>3</b>	<b>0</b>	<b>9.00</b>	<b>0-1</b>



## EMERSON ETEM RIGHT WING

SHOOTS: Left HEIGHT: 6-0 WEIGHT: 202

BORN: June 16, 1992; Long Beach, California


DRAFTED: By Anaheim in the first round (29th overall) of the 2010 NHL Entry Draft

Appeared in his second WHL season with Medicine Hat in 2010-11, collecting 45-35=80 points with a +41 rating and 24 PIM in 65 games...raised his totals in every offensive category over the previous season despite playing seven fewer games...finished tied for fifth among WHL leaders in goals and tied for eighth in plus/minus...also led the WHL in SHG (9) and tied for 12th in PPG (15)... among team leaders, ranked second in points and goals, and first in PPG and plus/minus...recorded a season-high 15-game point streak (9-11=20) from Jan. 9-Feb. 11, the eighth longest in the WHL in 2010-11...also had an 11-game scoring streak (11-9=20) from Feb. 19-Mar. 20...in 15 WHL Playoff games, scored 10-11=21 points to finish 10th among league leaders...had a four-game goal streak (6-5=11) from Mar. 31-Apr. 8, tied for the fourth longest in the 2011 WHL Playoffs...signed a three-year entry-level contract with Anaheim, May 19, 2011...represented Team USA at the 2011 IHF World Junior Championship in Buffalo, NY, scoring one goal in six games to help his country to a bronze medal...made his WHL debut with Medicine Hat in 2009-10, scoring 37-28=65 points with a +8 rating in 72 games...led all WHL rookies in goals and finished fourth in rookie scoring...ranked second on the Tigers in goals and fourth in scoring...was named Medicine Hat's Rookie of the Year for 2009-10...scored a career-high five points on two occasions during the regular season: Oct. 12 @ Kamloops (4-1=5) and Oct. 31 vs. Seattle (3-2=5)...added 7-3=10 points in 12 WHL playoff games, leading the club in goals and points...is the highest drafted Southern California born-and-trained player in Ducks history and third highest in NHL history...appeared in 50 contests in 2008-09 for the U.S. National Team Development Program U-17 team...scored 23-22=45 points with 28 PIM...attended Shattuck-St. Mary's Prep School in Faribault, MN...the school has produced young NHL stars like Sidney Crosby, Jonathan Toews, Zach Parise and Jack Johnson...started playing roller hockey at the age of three before switching to ice hockey three years later...in California, played his minor hockey at the Los Angeles Hockey Club.


### REGULAR SEASON

### PLAYOFFS

Season	Team	League	GP	G	A	Pts.	PIM	+/-	GP	G	A	Pts.	PIM
2009-10	Medicine Hat	WHL	72	37	28	65	26	+8	12	7	3	10	0
2010-11	Medicine Hat	WHL	65	45	35	80	24	+41	15	10	11	21	7
<b>WHL Totals</b>			<b>137</b>	<b>82</b>	<b>63</b>	<b>145</b>	<b>50</b>	<b>+49</b>	<b>27</b>	<b>17</b>	<b>14</b>	<b>31</b>	<b>7</b>







## ANDREW GORDON

### RIGHT WING

**SHOOTS:** Right **HEIGHT:** 5-11 **WEIGHT:** 197

**BORN:** December 13, 1985; Halifax, Nova Scotia

**ACQUIRED:** Signed as a free agent, July 2, 2011


**DRAFTED:** By Washington in the seventh round (197th overall) of the 2004 NHL Entry Draft

Appeared in his third NHL season with Washington in 2010-11, collecting 1-1=2 points in nine games...opened the season with the Capitals and collected his first career points with a multi-point contest (1-1=2), Dec. 21 vs. NJ...spent the remainder of the season with Hershey (AHL), scoring 28-29=57 points with a +20 rating and 24 PIM in 50 games...was selected to the AHL Eastern Conference All-Star team, netting two goals in the 2011 All-Star Classic...finished fourth on Hershey in points and assists, third in goals, and tied for fourth in plus/minus...appeared in his second NHL season with Washington in 2009-10, going scoreless in two games...led Hershey to the 2010 Calder Cup championship for the second consecutive season, scoring 13-7=20 points in 17 playoff games...finished second among league leaders in postseason goals...appeared in 79 regular season games, earning 37-34=71 points with 57 PIM...Gordon (50) and teammate Alexandre Giroux (64) were the only two AHL players to score 50 goals combined in the regular season and playoffs in 2009-10...was named to the 2009-10 AHL Second All-Star team and participated in the 2010 AHL All-Star Classic...among AHL leaders, tied for second in goals and tied for 11th in points...led the league with 19 PPG and tied for fourth with seven GWG...made his NHL debut with Washington in 2008-09, going scoreless in 7:12 TOI, Dec. 23 @ NYR...aside from his one-game stint with the Capitals, spent the entire 2008-09 season with Hershey...won his first Calder Cup title in 2009, recording 6-4=10 points in 22 games...scored 21-24=45 points with 47 PIM as one of two Hershey players to appear in all 80 games during the regular season...tied for third on Hershey in goals and tied for sixth in points...split his first professional season with Hershey and South Carolina (ECHL) in 2007-08...scored 16-35=51 points with 39 PIM in 58 games with Hershey...ranked third on the Bears and tied for fourth among AHL rookies in scoring...also finished tied for second on the team and fifth among AHL rookies in assists...led Hershey with 3-2=5 points in five playoff games...played 11 games with South Carolina, registering 8-6=14 points with six PIM in 11 games...added 5-3=8 points with eight PIM in nine ECHL Playoff games...played three seasons with St. Cloud State (WCHA) from 2004-07, scoring 51-51=102 points with 44 PIM in 120 career games...concluded his collegiate career tied for fourth in school history in shots per game (2.62) and sixth in shots (315)...his 23 career PPG ranked tied for fifth in school history and his +29 rating tied for 10th.

#### REGULAR SEASON

#### PLAYOFFS

Season	Team	League	GP	G	A	Pts.	PIM	+/-	GP	G	A	Pts.	PIM
2004-05	St. Cloud St.	WCHA	38	9	8	17	6	-	-	-	-	-	-
2005-06	St. Cloud St.	WCHA	42	20	20	40	22	-	-	-	-	-	-
2006-07	St. Cloud St.	WCHA	40	22	23	45	16	-	-	-	-	-	-
2007-08	Hershey	AHL	58	16	35	51	39	+22	5	3	2	5	2
	South Carolina	ECHL	11	8	6	14	6	+1	9	5	3	8	8
2008-09	Hershey	AHL	80	21	24	45	47	+16	22	6	4	10	6
	<b>WASHINGTON</b>	<b>NHL</b>	<b>1</b>	<b>0</b>	<b>0</b>	<b>0</b>	<b>0</b>	<b>0</b>	-	-	-	-	-
2009-10	Hershey	AHL	79	37	34	71	57	+22	17	13	7	20	2
	<b>WASHINGTON</b>	<b>NHL</b>	<b>2</b>	<b>0</b>	<b>0</b>	<b>0</b>	<b>0</b>	<b>-2</b>	-	-	-	-	-
2010-11	Hershey	AHL	50	28	29	57	24	+20	2	0	1	1	6
	<b>WASHINGTON</b>	<b>NHL</b>	<b>9</b>	<b>1</b>	<b>1</b>	<b>2</b>	<b>0</b>	<b>-4</b>	-	-	-	-	-
<b>NHL Totals</b>			<b>12</b>	<b>1</b>	<b>1</b>	<b>2</b>	<b>0</b>	<b>-6</b>	-	-	-	-	-
<b>AHL Totals</b>			<b>267</b>	<b>102</b>	<b>122</b>	<b>224</b>	<b>167</b>	<b>+80</b>	<b>46</b>	<b>22</b>	<b>14</b>	<b>36</b>	<b>16</b>




## NATE GUENIN DEFENSEMAN

**SHOOTS:** Right **HEIGHT:** 6-3 **WEIGHT:** 207  
**BORN:** December 10, 1982; Sewickley, Pennsylvania  
**ACQUIRED:** From Columbus in exchange for Trevor Smith, Jan. 4, 2011  
**DRAFTED:** By NY Rangers in the fourth round (127th overall) of the 2002 NHL Entry Draft

Appeared in his fifth NHL season in 2010-11 with Columbus, going scoreless with two PIM...made his Columbus debut, Oct. 16 @ MIN, recording 12:17 TOI...began the season with Springfield (AHL), collecting 0-5=5 points with 21 PIM in 30 games...was acquired by Anaheim, Jan. 4 and played the remainder of the season with Syracuse (AHL)...scored 2-10=12 points with 44 PIM in 43 games with the Crunch...overall, finished with a career-high 15 assists and career-tying 17 points...tallied a season-high three assists, Feb. 4 @ Adirondack to cap a season-best four-game point streak (1-6=7), Jan. 26-Feb. 4...appeared in two games for Pittsburgh in 2009-10, going scoreless...played the majority of the season in the AHL with Wilkes-Barre/Scranton and Peoria, earning 5-13=18 points with a +11 rating and 98 PIM in 68 games...established a career high in goals...appeared in his third NHL season with Philadelphia in 2008-09, going scoreless in one game, Mar. 1 @ NJ...also played 62 games for the Philadelphia Phantoms (AHL), scoring 0-14=14 points with 95 PIM...led Phantoms defensemen in PIM, ranked third in assists and third in points...appeared in his second NHL season with Philadelphia in 2007-08, going scoreless with two PIM in two games...spent a majority of the campaign with the Phantoms, recording 4-13=17 points with 146 PIM...set career highs in goals, points, appearances and PIM...led team defensemen in PIM, ranked fourth in assists and fifth in points...added one point (assist) and 18 PIM in 12 Calder Cup Playoff games...made his NHL debut with Philadelphia in 2006-07, collecting 0-2=2 points with four PIM in nine games...earned the first points of his NHL career with a multi-assist game, Mar. 31 vs. NYR...made his NHL debut, Jan. 18 vs. NYI...2006-07 also marked his first professional season, most of it spent with the Phantoms...in 68 AHL games, earned 3-9=12 points with 92 PIM...played four collegiate seasons with Ohio State (CCHA) from 2002-06, scoring 6-47=53 points with 390 PIM.

		REGULAR SEASON							PLAYOFFS				
Season	Team	League	GP	G	A	Pts.	PIM	+/-	GP	G	A	Pts.	PIM
2002-03	Ohio State	CCHA	42	2	9	11	75	-	-	-	-	-	-
2003-04	Ohio State	CCHA	29	2	15	17	92	-	-	-	-	-	-
2004-05	Ohio State	CCHA	41	2	12	14	136	-	-	-	-	-	-
2005-06	Ohio State	CCHA	39	0	11	11	87	-	-	-	-	-	-
2006-07	Philadelphia	AHL	68	3	9	12	92	-11	-	-	-	-	-
	PHILADELPHIA	NHL	9	0	2	2	4	0	-	-	-	-	-
2007-08	PHILADELPHIA	NHL	2	0	0	0	2	+2	-	-	-	-	-
	Philadelphia	AHL	77	4	13	17	146	+6	12	0	1	1	18
2008-09	Philadelphia	AHL	62	0	14	14	95	+14	4	0	0	0	10
	PHILADELPHIA	NHL	1	0	0	0	0	0	-	-	-	-	-
2009-10	W.B./Scranton	AHL	41	3	2	5	63	-3	-	-	-	-	-
	PITTSBURGH	NHL	2	0	0	0	0	-2	-	-	-	-	-
2010-11	Peoria	AHL	27	2	11	13	35	+14	-	-	-	-	-
	Springfield	AHL	30	0	5	5	21	+8	-	-	-	-	-
	COLUMBUS	NHL	3	0	0	0	2	-3	-	-	-	-	-
	Syracuse	AHL	43	2	10	12	44	-2	-	-	-	-	-
<b>NHL Totals</b>			<b>17</b>	<b>0</b>	<b>2</b>	<b>2</b>	<b>8</b>	<b>-3</b>	-	-	-	-	-
<b>AHL Totals</b>			<b>348</b>	<b>14</b>	<b>64</b>	<b>78</b>	<b>496</b>	<b>+26</b>	<b>16</b>	<b>0</b>	<b>1</b>	<b>1</b>	<b>28</b>



## PETER HOLLAND

### CENTER

SHOOTS: Left HEIGHT: 6-3 WEIGHT: 200

BORN: January 14, 1991; Toronto, Ontario


DRAFTED: By Anaheim in the first round (15th overall) of the 2009 NHL Entry Draft

Appeared in his fourth OHL season with Guelph (OHL) in 2010-11, collecting 37-51=88 points with 57 PIM in 67 games...ranked second on the Storm in goals PPG (15), and third in points and assists...finished tied for second among team leaders in points-per-game (1.31)...among OHL leaders, ranked tied for 10th in scoring and tied for sixth in PPG...scored an OHL career-high 1-5=6 points in a 10-4 win, Feb. 21 vs. Sault Ste. Marie...had a hat trick as part of a four-point game (3-1=4), Dec. 12 vs. Erie...posted a season-high 10-game point streak (10-6=16), Sept. 26-Oct. 22...also appeared in six OHL Playoff games, earning 3-6=9 points with four PIM...recorded one point-or-more in all six postseason games... following Guelph's season, joined Syracuse for a season-ending three-game stint in April...scored 3-3=6 points in his AHL debut, collecting points in all three games...made his professional debut, Apr. 7 vs. Norfolk, recording 1-2=3 points in a 5-3 victory...registered his first professional multi-goal game (2-0=2) in a 4-1 win, Apr. 10 @ Hershey...appeared in his third OHL season with Guelph (OHL) in 2009-10...scored 30-50=80 points with 40 PIM in 59 games, ranking second among team leaders in points and assists...also finished tied for 15th in OHL scoring...registered a then career-high four points on three separate occasions: Nov. 28 vs. Kitchener (0-4=4); Jan. 17 vs. Sudbury (4-0=4); Jan. 29 vs. Owen Sound (1-3=4)...set a career high in goals (4), Jan. 17 vs. Sudbury and a career high in assists (4), Nov. 28 vs. Kitchener...also ranked second on the Storm in postseason scoring, earning 5-3=8 points in five games...in 2008-09, appeared in his second season with Guelph...finished second on the club in scoring (28-39=67) and played in all 68 regular season contests...was the club's leading goal scorer in the playoffs, tallying 4-0=4 points in four contests...represented the Storm in the 2009 OHL All-Star Classic...also represented fourth-place Team Canada at the 2009 IIHF Under-18 World Championship held in Fargo, ND and Moorhead, MN...earned 1-4=5 points in the tournament...was selected to play in the 2009 CHL Top Prospects Game...in his first season with Guelph in 2007-08, was named the team's Rookie of the Year...represented Ontario at the World Under-17 Hockey Challenge in London, capturing the gold medal.

#### REGULAR SEASON

#### PLAYOFFS

Season	Team	League	GP	G	A	Pts.	PIM	+/-	GP	G	A	Pts.	PIM
2007-08	Guelph	OHL	62	8	15	23	31	-8	10	0	1	1	4
2008-09	Guelph	OHL	68	28	39	67	42	+10	4	4	0	4	2
2009-10	Guelph	OHL	59	30	50	80	40	-7	5	3	5	8	12
2010-11	Guelph	OHL	67	37	51	88	57	+6	6	3	6	9	4
	Syracuse	AHL	3	3	3	6	0	-2	-	-	-	-	-
<b>AHL Totals</b>			<b>3</b>	<b>3</b>	<b>3</b>	<b>6</b>	<b>0</b>	<b>-2</b>					
<b>OHL Totals</b>			<b>257</b>	<b>103</b>	<b>157</b>	<b>260</b>	<b>170</b>	<b>-1</b>	<b>25</b>	<b>10</b>	<b>12</b>	<b>22</b>	<b>22</b>



## JEAN-FRANCOIS JACQUES

### LEFT WING

**SHOOTS:** Left **HEIGHT:** 6-4 **WEIGHT:** 220

**BORN:** April 29, 1985; Montreal, Quebec

**ACQUIRED:** Signed as a free agent, July 6, 2011

**DRAFTED:** By Edmonton in the second round (68th overall) of the 2003 NHL Entry Draft


Appeared in his sixth NHL season with Edmonton in 2010-11, scoring 4-1=5 points with 63 PIM in 51 games...tied a career high in goals and established a personal best in appearances...ranked fifth on the Oilers in hits (111)...scored his first goal of the season, Dec. 23 @ LA... also recorded goals, Jan. 11 @ DAL, Jan. 25 @ PHX and Mar. 8 @ PHI...logged a season-high 12:18 TOI, Mar. 24 @ STL...had a season-best three shots on net, Mar. 8 @ PHI...was charged with a season-high 14 PIM, Feb. 22 @ MIN...made his NHL season debut, Nov. 17 vs. CHI...missed the first nine games of the season with a back injury, Oct. 7-29...prior to rejoining Edmonton, played four AHL games with Oklahoma City from Nov. 5-12, recording one goal (1-0=1) with 15 PIM...appeared in his fifth NHL season with Edmonton in 2009-10...netted 4-7=11 points with 78 PIM in 49 games, setting career highs in points, goals, assists and PIM...recorded two multi-point games, including Oct. 16 vs. MIN (first career; 0-2=2) and Feb. 1 vs. CAR (1-1=2)...played in his 100th career NHL game, Jan. 22 vs. DAL...recorded a career-high 17 PIM, Nov. 2 @ NYI...had his season come to an early end, Feb. 10 due to a back injury, missing Edmonton's final 23 games...also missed seven games (back), Nov. 5-18...was limited to seven games with Edmonton in 2008-09, scoring one goal (1-0=1) with a +1 rating and nine PIM...missed 51 games from Oct. 12-Feb. 5 due to offseason back surgery...scored his first career NHL goal and point against Pekka Rinne, Mar. 3 @ NSH...made his season debut, Feb. 19 @ DAL... added 1-5=6 points with 13 PIM in eight games with Springfield (AHL)...appeared in his third NHL season with Edmonton in 2007-08, going scoreless with two PIM in nine games...played in nine of Edmonton's first 13 games from Oct. 4-30 before being assigned to Springfield for the remainder of the season...scored 11-14=25 points with 63 PIM in 38 AHL games...appeared in his second NHL season with Edmonton in 2006-07...went scoreless with 33 PIM in 37 games...recorded a season-high 12:55 TOI, Mar. 3 vs. CGY...was recalled from Wilkes-Barre/Scranton (AHL) on three occasions (Dec. 1, Feb. 19, Feb. 26)...scored at almost a point-per-game pace in the AHL with 10-17=27 points with 53 PIM in 29 games...added 1-2=3 points with 43 PIM in 11 Calder Cup Playoff games...made his NHL debut with Edmonton in 2005-06, going scoreless in seven games...logged 4:31 TOI in his NHL debut, Feb. 2 vs. CBJ...played the majority of the season with Hamilton (AHL), collecting 24-19=43 points with 131 PIM in 65 games...among Hamilton leaders, ranked second in goals and PPG (13), and fourth in points...made his professional debut with the Edmonton Road Runners (AHL) in 2004-05...went scoreless with five PIM in six games...played four QMJHL seasons with Baie-Comeau from 2001-05, scoring 78-101=179 points with 385 PIM in 261 career games.

### REGULAR SEASON

### PLAYOFFS

Season	Team	League	GP	G	A	Pts.	PIM	+/-	GP	G	A	Pts.	PIM
2001-02	Baie-Comeau	QMJHL	66	10	14	24	136	-3	5	1	0	1	2
2002-03	Baie-Comeau	QMJHL	67	12	21	33	123	+12	12	4	2	6	13
2003-04	Baie-Comeau	QMJHL	59	20	24	44	70	+14	4	1	0	1	4
2004-05	Baie-Comeau	QMJHL	69	36	42	78	56	+2	6	3	5	8	6
	Edmonton	AHL	6	0	0	0	5	-5	-	-	-	-	-
2005-06	Hamilton	AHL	65	24	20	44	131	-10	-	-	-	-	-
	EDMONTON	NHL	7	0	0	0	0	-3	-	-	-	-	-
2006-07	EDMONTON	NHL	37	0	0	0	33	-11	-	-	-	-	-
	W.B./Scranton	AHL	29	10	17	27	53	+2	11	1	2	3	43
2007-08	EDMONTON	NHL	9	0	0	0	0	-3	-	-	-	-	-
	Springfield	AHL	38	11	14	25	63	-13	-	-	-	-	-
2008-09	EDMONTON	NHL	7	1	0	1	9	0	-	-	-	-	-
	Springfield	AHL	8	1	5	6	13	-1	-	-	-	-	-
2009-10	EDMONTON	NHL	49	4	7	11	78	-15	-	-	-	-	-
2010-11	EDMONTON	NHL	51	4	1	5	63	-6	-	-	-	-	-
	Oklahoma City	AHL	4	1	0	1	15	-2	-	-	-	-	-
<b>NHL Totals</b>			<b>160</b>	<b>9</b>	<b>8</b>	<b>17</b>	<b>185</b>	<b>-38</b>					
<b>AHL Totals</b>			<b>150</b>	<b>47</b>	<b>55</b>	<b>102</b>	<b>280</b>	<b>-29</b>	<b>11</b>	<b>1</b>	<b>2</b>	<b>3</b>	<b>43</b>





## MATT KENNEDY

### RIGHT WING

**SHOOTS:** Right **HEIGHT:** 6-2 **WEIGHT:** 200

**BORN:** March 4, 1989; Richmond Hill, Ontario

**ACQUIRED:** From Carolina with Stefan Chaput in exchange for Ryan Carter, Nov. 23, 2010


**DRAFTED:** By Carolina in the fifth round (131st overall) of the 2009 NHL Entry Draft

Split his first professional season with Charlotte and Syracuse (AHL) in 2010-11, scoring 4-10=14 points with 73 PIM in 65 games overall...began the season with Charlotte before being acquired by Anaheim and assigned to Syracuse, Nov. 23...established season highs in points (1-2=3), assists and plus/minus (+3) in a 7-3 Syracuse victory, Feb. 19 vs. Rochester...appeared in his final OHL season with Guelph and Barrie in 2009-10, recording 18-16=34 points with 33 PIM in 43 overall games...had 9-6=15 points with a +13 rating in 17 playoff games with Barrie, helping lead the club to the OHL Finals...was also named to the 2010 OHL All-Star Game, scoring a goal in the contest...appeared in his third full OHL season with Guelph in 2008-09, earning 33-40=73 points with 95 PIM in 67 games...was named team MVP after leading Guelph in goals and points and finishing tied for the team lead in assists as captain...also played four OHL Playoff games, scoring 3-2=5 points...made his AHL debut with Syracuse at the conclusion of his junior season, netting one goal in four games for the Crunch...scored 17-4=21 points with 99 PIM in 45 games with Guelph in 2007-08...missed more than a month of action due to a concussion...made his third consecutive trip to the OHL postseason in 2008, picking up 3-1=4 points in 10 games...appeared in his first full OHL season with Guelph in 2006-07, registering 10-12=22 points with 78 PIM in 63 games...added 1-1=2 points in four postseason games...made his OHL debut with Guelph in 2005-06, scoring one goal with 31 PIM in 13 games...also earned two assists in 13 OHL Playoff games.

#### REGULAR SEASON

#### PLAYOFFS

Season	Team	League	REGULAR SEASON					PLAYOFFS					
			GP	G	A	Pts.	PIM	+/-	GP	G	A	Pts.	PIM
2005-06	Guelph	OHL	13	1	0	1	31	-3	13	0	2	2	8
2006-07	Guelph	OHL	63	10	12	22	78	+10	4	1	1	2	10
2007-08	Guelph	OHL	45	17	4	21	99	-11	10	3	1	4	25
2008-09	Guelph	OHL	67	33	40	73	95	+1	4	3	2	5	0
	Syracuse	AHL	4	1	0	1	2	0	-	-	-	-	-
2009-10	Guelph	OHL	14	10	6	16	15	-6	-	-	-	-	-
	Barrie	OHL	29	8	10	18	18	+6	17	9	6	15	11
2010-11	Charlotte	AHL	8	0	1	1	6	-4	-	-	-	-	-
	Syracuse	AHL	57	4	9	13	67	-7	-	-	-	-	-
<b>AHL Totals</b>			<b>69</b>	<b>5</b>	<b>10</b>	<b>15</b>	<b>75</b>	<b>-11</b>	-	-	-	-	-



## MAXIME MACENAUER CENTER

**SHOOTS:** Left **HEIGHT:** 6-0 **WEIGHT:** 202


**BORN:** January 4, 1989; Laval, Quebec

**DRAFTED:** By Anaheim in the third round (63rd overall) of the 2007 NHL Entry Draft

Made his AHL debut with Syracuse in 2010-11, collecting 13-19=32 points with 65 PIM in 79 games...ranked sixth on the Crunch in scoring, fifth in goals, and third in appearances...registered four PPG and one SHG...had 5-1=6 points during a season-best four-game point streak, Mar. 23-28...recorded a season-high three points (1-2=3) in a 7-1 Syracuse victory, Feb. 19 vs. Rochester...appeared in his first professional season with Bakersfield (ECHL) in 2009-10, scoring 5-16=21 points with 49 PIM in 45 games...also appeared in six ECHL Playoff games, recording 1-0=1 point...opened his pro career with a three-game point streak (1-2=3) from Oct. 16-21, including a goal in his ECHL debut, Oct. 16 vs. Ontario (1-0=1)...scored 2-6=8 points in 12 games during the month of January...split his fourth QMJHL season with Rouyn-Noranda and Shawinigan in 2008-09, combining for 22-18=40 points in 54 games...also represented the QMJHL in the 2008 ADT Canada-Russia Challenge...began the season with Rouyn-Noranda before being acquired by Shawinigan, Jan. 8...helped Shawinigan advance to the President's Cup Final, scoring 5-9=14 points in 21 playoff games...appeared in his second season with Rouyn-Noranda (QMJHL) in 2007-08, playing in a career-high 67 contests...finished fifth in scoring with the Huskies, helping the club to a first-place finish in the Telus Division...appeared in 17 postseason contests, advancing to the President's Cup Final with Rouyn-Noranda.

		REGULAR SEASON							PLAYOFFS				
Season	Team	League	GP	G	A	Pts.	PIM	+/-	GP	G	A	Pts.	PIM
2005-06	Rimouski	QMJHL	41	8	14	22	30	-19	-	-	-	-	-
2006-07	Rouyn-Noranda	QMJHL	14	1	3	4	10	-2	-	-	-	-	-
2007-08	Rouyn-Noranda	QMJHL	67	23	37	60	53	+27	17	6	10	16	8
2008-09	Rouyn-Noranda	QMJHL	35	15	9	24	34	+2	-	-	-	-	-
	Shawinigan	QMJHL	19	7	9	16	18	+4	21	5	9	14	20
2009-10	Bakersfield	ECHL	45	5	16	21	49	-2	6	1	0	1	0
2010-11	Syracuse	AHL	79	13	19	32	65	-10	-	-	-	-	-
<b>AHL Totals</b>			<b>79</b>	<b>13</b>	<b>19</b>	<b>32</b>	<b>65</b>	<b>-10</b>	-	-	-	-	-
<b>ECHL Totals</b>			<b>45</b>	<b>5</b>	<b>16</b>	<b>21</b>	<b>49</b>	<b>-2</b>	<b>6</b>	<b>1</b>	<b>0</b>	<b>1</b>	<b>0</b>





## PATRICK MAROON

### LEFT WING

**SHOOTS:** Left **HEIGHT:** 6-3 **WEIGHT:** 231

**BORN:** April 23, 1988; St. Louis, Missouri

**ACQUIRED:** From Philadelphia with David Liliberte in exchange for Danny Syvret and Rob Bordson, Nov. 21, 2010

**DRAFTED:** By Philadelphia in the sixth round (161st overall) of the 2007 NHL Entry Draft

Split his fourth professional season with Adirondack (AHL) and Syracuse in 2010-11, collecting 26-30=56 points with a +5 rating and 98 PIM in 66 combined games...ranked tied for second among AHL leaders with 15 PPG...set career highs in goals and points...following his Nov. 21 acquisition, ranked second on Syracuse in points (48), third in goals (21) and plus/minus (+6), and fifth in assists (27)...posted a season-high eight-game point streak (5-11=16), Mar. 19-Apr. 1...appeared in his third professional season with Adirondack (AHL) in 2009-10...tallied 11-33=44 points with 125 PIM, establishing a personal best in assists...finished second on the team in assists, fourth in points, and third in PIM...played his second professional season with Philadelphia (AHL) in 2008-09...recorded 23-31=54 points with 62 PIM in 80 games...ranked sixth among AHL rookies in points...added 1-2=3 points with 13 PIM in four Calder Cup Playoff games...posted his second career hat trick (3-0=3) in a 7-2 win, Feb. 20 vs. Portland...recorded a career-high five points (3-2=5) along with his first career hat trick in a 5-2 victory, Dec. 6 vs. Binghamton...made his professional debut with Philadelphia (AHL) in 2007-08...appeared in his first career AHL game, Apr. 13 vs. Albany...played the majority of the season with London (OHL), collecting 35-55=90 points with a +13 rating and 57 PIM in 64 games...was named OHL Rookie of the Month for October after recording 10-10=20 points in 11 games.

#### REGULAR SEASON

#### PLAYOFFS

Season	Team	League	GP	G	A	Pts.	PIM	+/-	GP	G	A	Pts.	PIM
2007-08	London	OHL	64	35	55	90	57	+13	5	0	1	1	10
	Philadelphia	AHL	1	0	0	0	0	-2	-	-	-	-	-
2008-09	Philadelphia	AHL	80	23	31	54	62	+2	4	1	2	3	13
2009-10	Adirondack	AHL	67	11	33	44	125	-15	-	-	-	-	-
2010-11	Adirondack	AHL	9	5	3	8	30	-1	-	-	-	-	-
	Syracuse	AHL	57	21	27	48	68	+6	-	-	-	-	-
<b>AHL Totals</b>			<b>214</b>	<b>60</b>	<b>94</b>	<b>154</b>	<b>285</b>	<b>-10</b>	<b>4</b>	<b>1</b>	<b>2</b>	<b>3</b>	<b>13</b>





## BRIAN McGRATTAN

### RIGHT WING

**SHOOTS:** Right **HEIGHT:** 6-4 **WEIGHT:** 236

**BORN:** September 2, 1981; Hamilton, Ontario

**ACQUIRED:** From Boston with Sean Zimmerman in exchange for Stefan Chaput and David Laliberte, Feb. 27, 2011

**DRAFTED:** By Los Angeles in the fourth round (104th overall) of the 1999 NHL Entry Draft

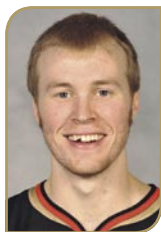
Appeared in 59 contests with Syracuse and Providence (AHL) in 2010-11, scoring 10-5=15 points with 153 PIM...opened his ninth professional season with Providence before being acquired by Anaheim along with Sean Zimmerman from Boston in exchange for Stefan Chaput and David Laliberte, Feb. 27...spent the remainder of the season with Syracuse, earning 6-4=10 points with 56 PIM in 20 games...scored a season-high two goals and set a Syracuse franchise record with 13 shots on net, Mar. 12 vs. Rochester...appeared in his fifth NHL season with Calgary in 2009-10, recording 1-3=4 points with a +4 rating and 86 PIM in 34 games...tied his career high in assists (third time)...netted his fourth career NHL goal and first career multi-point game (1-1=2), Oct. 16 vs. VAN...established career highs with four shots on net and 9:55 TOI, Jan. 30 vs. EDM...earned an assist in his Calgary debut, Oct. 12 @ CHI...missed the majority of the 2008-09 season...played five games with Phoenix, going scoreless with 22 PIM...also appeared in one game with San Antonio (AHL)...appeared in his third NHL season with Ottawa in 2007-08...registered 0-3=3 points with 46 PIM in 38 games, matching his career best in assists...appeared in his second NHL season with Ottawa in 2006-07...appeared in 45 contests, earning 0-2=2 points with 100 PIM...played his 100th career NHL game, Jan. 1 vs. VAN...matched his career high with 14 PIM, Dec. 19 vs. BOS...made his NHL debut with Ottawa in 2005-06...set career highs in goals (2), assists (3), points (5), games played (60) and PIM (141)...scored his first career NHL goal (Brodeur), Nov. 19 vs. NJ...made his NHL debut, Oct. 5 @ TOR...played his third professional season with Binghamton (AHL) in 2004-05...notched 7-1=8 points in a career-high 71 games...broke the AHL single-season penalty minute record with 551 PIM...added his first career playoff points (0-2=2) in six Calder Cup games vs. Wilkes-Barre/Scranton...notched his first career two-goal game, including the GWG, Dec. 22 vs. Albany...appeared in his second professional season with Binghamton in 2003-04...set career bests in assists (11) and points (20), and matched a personal best in goals (9)...made his professional debut with Binghamton in 2002-03...tallied 9-10=19 points with 173 PIM in 59 games...recorded his first career point (assist), Oct. 11 vs. Bridgeport...played five seasons in the OHL with Guelph (1997-99), Sudbury (1998-00), Mississauga (1999-02), Owen Sound (2001-02), Oshawa (2001-02) and Sault Ste. Marie (2001-02), scoring 62-60=122 points with 666 PIM in 242 games.

### REGULAR SEASON

### PLAYOFFS

Season	Team	League	GP	G	A	Pts.	PIM	+/-	GP	G	A	Pts.	PIM
2002-03	Binghamton	AHL	59	9	10	19	173	+9	1	0	0	0	0
2003-04	Binghamton	AHL	66	9	11	20	327	-16	1	0	0	0	0
2004-05	Binghamton	AHL	71	7	1	8	551	-8	6	0	2	2	28
2005-06	OTTAWA	NHL	60	2	3	5	141	0	-	-	-	-	-
2006-07	OTTAWA	NHL	45	0	2	2	100	-1	-	-	-	-	-
2007-08	OTTAWA	NHL	38	0	3	3	46	0	-	-	-	-	-
2008-09	PHOENIX	NHL	5	0	0	0	22	0	-	-	-	-	-
	San Antonio	AHL	1	0	0	0	2	0	-	-	-	-	-
2009-10	CALGARY	NHL	34	1	3	4	86	+3	-	-	-	-	-
2010-11	Providence	AHL	39	4	1	5	97	-7	-	-	-	-	-
	Syracuse	AHL	20	6	4	10	56	0	-	-	-	-	-
<b>NHL Totals</b>			<b>182</b>	<b>3</b>	<b>11</b>	<b>14</b>	<b>395</b>	<b>+2</b>					
<b>AHL Totals</b>			<b>256</b>	<b>35</b>	<b>27</b>	<b>62</b>	<b>1206</b>	<b>-22</b>	<b>8</b>	<b>0</b>	<b>2</b>	<b>2</b>	<b>28</b>





## JAKE NEWTON DEFENSEMAN

**SHOOTS:** Left **HEIGHT:** 6-2 **WEIGHT:** 207  
**BORN:** September 22, 1988; San Jacinto, California  
**ACQUIRED:** Signed as a free agent, Mar. 17, 2010  
**DRAFTED:** Not drafted


Made his professional debut with Syracuse (AHL) in 2010-11, collecting 2-7=9 points with six PIM in 48 games...ranked fourth among Syracuse defensemen in appearances despite missing 24 games with a knee injury, Jan. 2-Feb. 27...had a career-high two assists on two occasions, including Apr. 10 @ Hershey (0-2=2) and Mar. 25 vs. Albany (0-2=2)...scored his first professional goal, Dec. 3 @ Rochester to spark a season-high three-game point streak (2-1=3), Dec. 3-6...earned his first professional point (assist), Nov. 21 @ Rochester...appeared in his first season at Northeastern University (Hockey East) in 2009-10, scoring 9-13=22 points with 10 PIM in 34 games...led all team defensemen in scoring and ranked fourth overall in goals and assists, and tied for fourth in PPG (3)...also co-led collegiate rookie defensemen in goals while ranking second in points...was named to the Hockey East All-Rookie team following the regular season...played two seasons with Lincoln (USHL) from 2007-09, scoring 21-42=63 points with 44 PIM in 115 games...in 2008-09, ranked third among USHL defensemen in goals, fifth in assists, sixth in scoring (10-28=38), and tied for sixth in PPG (4) and appearances (59)...participated in the 2009 USHL All-Star Game, Feb. 4 in Sioux Falls...also played one season with Texas (NAHL) in 2006-07, scoring 12-15=27 points with 35 PIM in 61 games...was named the NAHL Rookie of the Year at the end of the 2006-07 regular season.

### REGULAR SEASON

### PLAYOFFS

Season	Team	League	GP	G	A	Pts.	PIM	+/-	GP	G	A	Pts.	PIM
2006-07	Texas	NAHL	61	12	15	27	35	-	-	-	-	-	-
2007-08	Lincoln	USHL	56	11	14	25	22	-1	8	3	3	6	4
2008-09	Lincoln	USHL	59	10	28	38	22	+16	7	2	2	4	0
2009-10	Northeastern	Hockey East	34	9	13	22	10	-	-	-	-	-	-
2010-11	Syracuse	AHL	48	2	7	9	6	-18	-	-	-	-	-
<b>AHL Totals</b>			<b>48</b>	<b>2</b>	<b>7</b>	<b>9</b>	<b>6</b>	<b>-18</b>					






## KYLE PALMIERI

### RIGHT WING

**SHOOTS:** Right **HEIGHT:** 5-11 **WEIGHT:** 196  
**BORN:** February 1, 1991; Smithtown, New York  
**DRAFTED:** By Anaheim in the first round (26th overall) of the 2009 NHL Entry Draft

Made his NHL debut in his first professional season in 2010-11, scoring one goal in 10 games with Anaheim...notched his first career goal in his NHL debut (Ellis), Nov. 3 vs. TB...at 19 years, nine months and two days, became the fifth-youngest player to appear in a Ducks uniform...made his Stanley Cup Playoff debut in Game 3 of the CQF, Apr. 17 @ NSH, going scoreless in 10:07 TOI...was recalled from Syracuse, Nov. 3 and reassigned to the AHL, Nov. 20...appeared in 62 games with Syracuse, earning 29-22=51 points with 56 PIM...among AHL rookies, ranked first in shots (217), tied for first in goals, and tied for fifth in scoring...led Syracuse in goals and points...was an AHL All-Star and named the league's Rookie of the Month for March after recording 12-3=15 points in 13 games...also earned AHL Player of the Week honors for Mar. 14-20 (6-1=7) and Oct. 25-31 (5-1=6)...collected hat tricks on two occasions, including Mar. 19 vs. Charlotte (3-1=4) and Oct. 27 @ Hamilton (3-0=3)...posted a season-high nine-game point streak (13-3=16), Mar. 18-Apr. 1...also won bronze with Team USA at the 2011 World Junior Championship in Buffalo, NY...in his freshman season with Notre Dame (CCHA) in 2009-10, scored 9-8=17 points in 33 games...ranked tied for first in club rookie scoring and tied for 10th in CCHA rookie scoring...his five PPG ranked third on the squad...won a gold medal as a member of Team USA at the 2010 IIHF World Junior Championship...scored 1-8=9 points in seven games, finishing third on Team USA in scoring and second in assists...in 2008-09, scored 15-15=30 points, including four GWG with the U.S. U-18 team...ranked fourth among team leaders in points-per-game (.91) and tied for fourth in GWG (4)...participated in the 2008 IIHF Under-18 World Championship, helping Team USA to bronze with 2-2=4 points in seven games...in 2007-08, finished second on the team in goals and fourth in points (20-10=30)...also had five PPG...at the 2008 Five Nations Tournament, scored a hat trick to lead the U.S. to gold in a 5-3 victory over Finland...played for the New Jersey Devils U-16 team and St. Peter's Prep in New Jersey, where he was named High School Player of the Month in February 2007.

		REGULAR SEASON							PLAYOFFS				
Season	Team	League	GP	G	A	Pts.	PIM	+/-	GP	G	A	Pts.	PIM
2007-08	USNTDP	U-17	39	20	10	30	51	-	-	-	-	-	-
	USNTDP	U-18	27	9	9	18	20	-	-	-	-	-	-
2008-09	USNTDP	U-18	33	15	15	30	51	-	-	-	-	-	-
2009-10	Notre Dame	CCHA	33	9	8	17	36	-	-	-	-	-	-
2010-11	Syracuse	AHL	62	29	22	51	56	-2	-	-	-	-	-
	ANAHEIM	NHL	10	1	0	1	0	-1	1	0	0	0	0
<b>NHL Totals</b>			<b>10</b>	<b>1</b>	<b>0</b>	<b>1</b>	<b>0</b>	<b>-1</b>	<b>1</b>	<b>0</b>	<b>0</b>	<b>0</b>	<b>0</b>
<b>AHL Totals</b>			<b>62</b>	<b>29</b>	<b>22</b>	<b>51</b>	<b>56</b>	<b>-2</b>	<b>-</b>	<b>-</b>	<b>-</b>	<b>-</b>	<b>-</b>



## TIMO PIELMEIER GOALTENDER

**CATCHES:** Left **HEIGHT:** 6-0 **WEIGHT:** 170

**BORN:** July 7, 1989; Deggendorf, Germany

**ACQUIRED:** From San Jose with Nick Bonino in exchange for Kent Huskins and Travis Moen, Mar. 4, 2009


**DRAFTED:** By San Jose in the third round (83rd overall) of the 2007 NHL Entry Draft

Made his NHL debut with Anaheim in his second professional season in 2010-11... was recalled from Elmira (ECHL), Feb. 16 and made his first NHL appearance, Feb. 19 @ STL, stopping 7-of-12 shots in relief of Curtis McElhinney...was reassigned to Syracuse (AHL), Feb. 23 for the remainder of the regular season...appeared in 37 games for Syracuse, going 16-17-1 with a 3.09 GAA and .906 SV%...allowed two goals or less in 19 appearances...earned his first career shutout, Mar. 18 vs. Toronto, stopping all 30 shots for a 1-0 victory...the shutout sparked a season-ending streak that saw him go 6-2 with a 2.51 GAA and .919 SV% over his final eight appearances...won a season-high three consecutive games on three occasions, including Mar. 28-Apr. 1, Dec. 31-Jan. 2 and Oct. 16-23...also appeared in two games for Elmira, Feb. 12-13, going 1-0-1 with a 3.37 GAA and .873 SV%...appeared in his first professional season with Bakersfield (ECHL) in 2009-10, going 27-22-5 with a 3.29 GAA and .883 SV% in a franchise-record 57 games... ranked fifth among ECHL rookie goaltenders in GAA...participated in the 2010 ECHL All-Star Game on Jan. 20 in Ontario, CA...posted a season-high five-game winning streak with a 2.28 GAA over six games, Nov. 7-28... finished the month of November with a 6-1-0 record, 2.07 GAA and .925 SV% in eight appearances, earning ECHL Goaltender of the Month honors...became the 10th goaltender in ECHL to score a goal (empty net) in a 6-4 victory, Dec. 19 @ Utah...won four consecutive games (4-0-0) with a 1.68 GAA, Jan. 2-13...finished the regular season with three straight wins and yielding just two goals in his last two appearances, Mar. 31-Apr. 3...went 1-3 with a 3.39 GAA in four ECHL playoff games...with Shawinigan (QMJHL) in 2008-09, finished fourth in the league in GAA (2.64) and tied for fourth in SV% (.914)...his 29 wins ranked sixth in the QMJHL and his two shutouts tied for sixth...helped to backstop the Cataractes to a second-place finish in the QMJHL... appeared in 18 contests in the QMJHL Playoffs...helped lead the Cataractes to the QMJHL Final, but lost to Drummondville in seven games...ranked fifth in postseason GAA (2.76)...began his North American career in the QMJHL with St. John's in 2007-08, leading the league in SV% (.911)...was named the QMJHL Rookie of the Month for December...also named the league's Defensive Player of the Week from Oct. 22-28...represented Germany at the 2008 U-20 World Jr. Division 1-A tournament and was named "Best Goaltender," posting a 4-0 record with a 1.31 GAA and .915 SV%...played for his native Germany at the 2006 IHF World U-18 Championship and again in 2007 at the World Junior Championship.

### REGULAR SEASON

### PLAYOFFS

Season	Team	League	GP	MIN	GA	SO	GAA	W-L-T	SV%	GP	MIN	GA	SO	GAA	W-L
2006-07	Koln Jr.	Germany	20	1159	77	-	3.99		---	6	370	17	-	2.76	-
2007-08	St. John's	QMJHL	50	2719	133	1	2.94	23-26-0	.909	5	231	22	0	5.71	0-3
2008-09	Shawinigan	QMJHL	43	2407	106	2	2.64	29-11-0	.913	18	1021	47	0	2.76	12-5
2009-10	Bakersfield	ECHL	57	3251	178	0	3.29	27-22-5	.883	4	247	14	0	3.39	1-3
2010-11	Syracuse	AHL	37	1942	100	1	3.09	16-17-1	.906	-	-	-	-	-	-
	<b>ANAHEIM</b>	<b>NHL</b>	<b>1</b>	<b>40</b>	<b>5</b>	<b>0</b>	<b>7.50</b>	<b>0-0-0</b>	<b>.583</b>	-	-	-	-	-	-
	Elmira	ECHL	2	125	7	0	3.37	1-0-1	.873	-	-	-	-	-	-
<b>NHL Totals</b>			<b>1</b>	<b>40</b>	<b>5</b>	<b>0</b>	<b>7.50</b>	<b>0-0-0</b>	<b>.583</b>	-	-	-	-	-	-
<b>AHL Totals</b>			<b>37</b>	<b>1942</b>	<b>100</b>	<b>1</b>	<b>3.09</b>	<b>16-17-1</b>	<b>.906</b>	-	-	-	-	-	-



## BRYAN RODNEY


### DEFENSEMAN

**SHOOTS:** Right **HEIGHT:** 6-0 **WEIGHT:** 202  
**BORN:** April 22, 1984; London, Ontario  
**ACQUIRED:** Signed as a free agent, July 5, 2011  
**DRAFTED:** Not drafted

Appeared in three games with Carolina in 2010-11, going scoreless with two PIM... made his NHL season debut, Dec. 15 @ FLA and played in Carolina's game the next night, Dec. 16 @ ATL...played a majority of the season with Charlotte (AHL), setting career highs in goals, assists and points (9-38=47) in 77 games...ranked 10th among AHL blueliners in scoring and tied for seventh in assists...also ranked second on Charlotte in assists and first among defensemen in points...played in his second career AHL All-Star Game, Jan. 31 @ Hershey...added 0-4=4 points and 12 PIM in 16 Calder Cup Playoff games, helping lead Charlotte to the AHL Eastern Conference Final...appeared in his second NHL season with Carolina in 2009-10, scoring 1-10=11 points with eight PIM in 22 games...set career highs in goals, assists, points, appearances and PIM...scored his first career NHL goal (Varlamov), Mar. 25, 2010 vs. WAS...registered his first career NHL multi-point game (0-2=2), Dec. 16 vs. DAL...also appeared in 54 games for Albany (AHL), earning 7-28=35 points with a +1 rating and 42 PIM...added 0-4=4 points and eight PIM in eight AHL Playoff games...played for the Canadian squad in the 2010 AHL-Star Classic on Jan. 19 @ Portland...appeared in his first NHL season with Carolina in 2008-09, recording 0-2=2 points with two PIM in eight games...earned his first NHL point (assist), Feb. 3 @ VAN...made his NHL debut, Dec. 11 vs. PHI...led Albany defensemen in assists and points (3-33=36) in 58 games...split his third professional season with Albany, Columbia (ECHL) and Elmira (ECHL), scoring 11-25=36 points with 34 PIM in 65 combined games...added 3-3=6 points with two PIM in seven Calder Cup Playoffs...was named to the American Conference squad for the 2008 ECHL All-Star Game...played his second professional season in the ECHL with Charlotte and Columbia in 2006-07, posting 4-28=32 points with 16 PIM...made his professional debut in 2005-06, earning 5-23=28 points in 67 games with Charlotte and Hartford (AHL)...also collected an assist in three Kelly Cup Playoff games...completed a five-year OHL career with 47-187=234 points and 224 PIM in 311 games with Ottawa, Kingston and London from 2000-05.

Season	Team	League	REGULAR SEASON						PLAYOFFS				
			GP	G	A	Pts.	PIM	+/-	GP	G	A	Pts.	PIM
2005-06	Charlotte	ECHL	59	4	21	25	47	-9	3	0	1	1	0
	Hartford	AHL	8	1	2	3	0	+3	-	-	-	-	-
2006-07	Charlotte	ECHL	31	2	19	21	14	+1	-	-	-	-	-
	Columbia	ECHL	14	2	9	11	12	-6	-	-	-	-	-
2007-08	Columbia	ECHL	17	2	9	11	10	-8	-	-	-	-	-
	Elmira	ECHL	6	5	5	10	2	+1	-	-	-	-	-
	Albany	AHL	42	4	11	15	22	-2	7	3	3	6	2
2008-09	Albany	AHL	58	3	33	36	28	-12	-	-	-	-	-
	<b>CAROLINA</b>	<b>NHL</b>	<b>8</b>	<b>0</b>	<b>2</b>	<b>2</b>	<b>-3</b>	-	-	-	-	-	
2009-10	<b>CAROLINA</b>	<b>NHL</b>	<b>22</b>	<b>1</b>	<b>10</b>	<b>11</b>	<b>8</b>	<b>-4</b>	-	-	-	-	-
	Albany	AHL	54	7	28	35	42	+1	8	0	4	4	8
2010-11	Charlotte	AHL	77	9	38	47	38	-15	16	0	4	4	12
	<b>CAROLINA</b>	<b>NHL</b>	<b>3</b>	<b>0</b>	<b>0</b>	<b>0</b>	<b>2</b>	<b>0</b>	-	-	-	-	-
<b>NHL Totals</b>			<b>33</b>	<b>1</b>	<b>12</b>	<b>13</b>	<b>12</b>	<b>-7</b>	-	-	-	-	-
<b>AHL Totals</b>			<b>239</b>	<b>24</b>	<b>112</b>	<b>136</b>	<b>130</b>	<b>-25</b>	<b>31</b>	<b>3</b>	<b>11</b>	<b>14</b>	<b>22</b>





## RICK SCHOFIELD CENTER


**SHOOTS:** Left **HEIGHT:** 6-2 **WEIGHT:** 206  
**BORN:** April 23, 1987; Pickering, Ontario  
**ACQUIRED:** Signed as a free agent, Mar. 21, 2011  
**DRAFTED:** Not drafted

Signed a one-year entry-level contract with Anaheim, Mar. 21, 2011 and made his professional debut with Syracuse (AHL), Mar. 23 @ Binghamton...appeared in 11 games with the Crunch, scoring 3-4=7 points with two PIM...averaged .64 points-per-game in his 11-game AHL stint...posted a season-high four-game point streak (3-2=5), Mar. 26-Apr. 1...collected his first career multi-point game (1-1=2) in a 4-3 Syracuse win, Mar. 30 @ Toronto...recorded his first career goal, Mar. 28 @ Bridgeport and first career point (assist), Mar. 26 vs. Rochester...began the 2010-11 season with Lake Superior State (CCHA), collecting a collegiate-high 17-18=35 points with 22 PIM in 39 games...led Lake Superior State in scoring, goals, GWG (3) and assists, and tied for the team lead in PPG (6) and appearances...was named Lake Superior State's Most Valuable Player in 2009-10 after leading the club in goals and points (15-13=28)...was also the team nominee for the CCHA Scholar Athlete Award for the second straight year in 2009-10...his five GWG in his junior season ranked second among CCHA scorers and seventh in all of NCAA Division I hockey...was named the CCHA Offensive Player of the Week, Jan. 25, 2009 after scoring 3-2=5 points with three PPG in two contests vs. Bowling Green...in his sophomore season in 2008-09, led Lake Superior State in plus/minus (+13) and ranked second in PPG (5)...in 2007-08, received Lake Superior State's Outstanding Freshman award and led the squad with a +8 rating.

### REGULAR SEASON      PLAYOFFS

Season	Team	League	GP	G	A	Pts.	PIM	+/-	GP	G	A	Pts.	PIM
2007-08	Lake Superior State	CCHA	33	10	10	20	16	-	-	-	-	-	-
2008-09	Lake Superior State	CCHA	36	9	12	21	37	-	-	-	-	-	-
2009-10	Lake Superior State	CCHA	36	15	13	28	4	-	-	-	-	-	-
2010-11	Lake Superior State	CCHA	39	17	18	35	22	-	-	-	-	-	-
	Syracuse	AHL	11	3	4	7	2	-3	-	-	-	-	-
<b>AHL Totals</b>			<b>11</b>	<b>3</b>	<b>4</b>	<b>7</b>	<b>2</b>	<b>-3</b>					
<b>CCHA Totals</b>			<b>144</b>	<b>51</b>	<b>53</b>	<b>104</b>	<b>79</b>						





## DAN SEXTON

### RIGHT WING


**SHOOTS:** Right **HEIGHT:** 5-9 **WEIGHT:** 180  
**BORN:** April 29, 1987; Apple Valley, Minnesota  
**ACQUIRED:** Signed as a free agent, April 7, 2009  
**DRAFTED:** Not drafted

Appeared in his second NHL season with Anaheim in 2010-11, collecting 4-9=13 points with four PIM in a career-high 47 games...set a career high with his 42nd appearance of the season (previous was 41 in 2009-10), Mar. 13 vs. PHX...scored his fourth goal of the season in a 6-2 victory, Mar. 11 @ COL...recorded a season-high eight shots on net on Feb. 25 vs. MIN, one shy of his career best...scored his third goal of the season on Jan. 20 @ TOR and his second in a 3-2 shootout win, Dec. 10 vs. CGY...recorded a career-high 18:54 TOI, Dec. 3 vs. DET...strung together a season-high three-game scoring streak from Nov. 21-27 (1-2=3), falling one game shy of his personal best...scored his first goal of the season on the power play, Nov. 26 vs. CHI...was sidelined with a broken nose from Oct. 26-Nov. 9 (seven games), which was surgically repaired, Oct. 28...suffered the injury, Oct. 23 @ DET...was in Anaheim's opening night lineup, Oct. 8 @ DET, going scoreless in 9:40 TOI...was recalled from Syracuse (AHL) on five occasions, including Jan. 31, Jan. 4, Dec. 10, Nov. 24 and Nov. 20...was reassigned to the AHL, Jan. 26, Dec. 5, Nov. 22, Nov. 10 and Dec. 18...in 17 contests with Syracuse, earned 9-8=17 points with four PIM...scored points in 11 of his 17 AHL games, including four multi-point contests (two three-point games and a pair of two-point contests)...netted a season-high two goals (2-1=3) in a 5-0 Syracuse victory, Dec. 19 vs. Connecticut...appeared in his first NHL season with Anaheim in 2009-10, recording 9-10=19 points with a +2 rating and 16 PIM over 41 games...led Ducks rookies in assists and points...his points-per-game average (.46) ranked tied for 10th in the NHL among rookies (25 games or more)...finished the month of December with 6-5=11 points, ranking second among NHL rookies in scoring and tied for second in goals...had a three-game goal streak (4-1=5) from Dec. 8-12, which equaled the longest by an NHL rookie in 2009-10...also established a franchise rookie record for shots in a single game (9), Dec. 8 vs. DAL...scored his first career PPG, Jan. 13 vs. BOS...earned two assists for the second multi-assist game of his career, Dec. 31 @ DAL...also logged a career-high 18:36 TOI that evening...had a career-high four-game point streak (4-3=7), Dec. 8-16...posted his first career multi-assist game (0-2=2), Dec. 16 @ VAN...scored his first two NHL goals (also first NHL point) in just his third NHL game, Dec. 8 vs. DAL...became the first Duck since Ryan Carter (Feb. 8, 2008 @ NJ; 2-0=2) to score his first two NHL goals in the same contest...made his NHL debut after being recalled from Manitoba (AHL) earlier in the day, going scoreless in 13:00 TOI, Dec. 4 @ MIN...with Manitoba, earned 5-7=12 points in 13 contests with a +7 rating...had a five-game point streak (2-5=7), Feb. 12-19...began the season with Bakersfield (ECHL), scoring 13-13=26 points with a +8 rating and 14 PIM in 18 games...earned ECHL Player of the Week honors for Nov. 16-22 after posting 5-4=9 points and helping lead the Condors to a 4-0-0 week...appeared in all 38 games with Bowling Green (CCHA) in 2008-09, collecting 17-22=39 points...among CCHA leaders, ranked sixth in scoring, fifth in goals, tied for second in SHG (2), tied for fifth in PPP (18) and tied for ninth in GWG (3)...was named the CCHA Offensive Player of the Week, Dec. 22, scoring 3-0=3 points...began his collegiate career at Bowling Green in 2007-08, earning 7-14=21 points in 38 games...ranked fifth on the Falcons in scoring and first in SHG (3)...earned CCHA Rookie of the Week honors with 2-2=4 points in two games, Jan. 18-19...spent 2006-07 with Sioux Falls (USHL), scoring 14-10=24 points in 58 games...helped lead Sioux Falls to its first league title and a Tier I national championship with 8-1=9 points, pacing the league in goals.

### REGULAR SEASON

### PLAYOFFS

Season	Team	League	GP	G	A	Pts.	PIM	+/-	GP	G	A	Pts.	PIM
2007-08	Bowling Green	CCHA	38	7	14	21	42	-	-	-	-	-	-
2008-09	Bowling Green	CCHA	38	17	22	39	20	-	-	-	-	-	-
2009-10	Bakersfield	ECHL	18	13	13	26	14	+8	-	-	-	-	-
	Manitoba	AHL	13	5	7	12	2	+7	3	2	1	3	0
2010-11	ANAHEIM	NHL	41	9	10	19	16	-3	-	-	-	-	-
	Syracuse	AHL	17	9	8	17	4	-3	-	-	-	-	-
	ANAHEIM	NHL	47	4	9	13	4	-6	1	0	0	0	2
<b>NHL Totals</b>			<b>88</b>	<b>13</b>	<b>19</b>	<b>32</b>	<b>20</b>	<b>-9</b>	<b>1</b>	<b>0</b>	<b>0</b>	<b>0</b>	<b>2</b>
<b>AHL Totals</b>			<b>30</b>	<b>14</b>	<b>15</b>	<b>29</b>	<b>6</b>	<b>+4</b>	<b>3</b>	<b>2</b>	<b>1</b>	<b>3</b>	<b>0</b>



## MATT SMABY

### DEFENSEMAN

**SHOOTS:** Left **HEIGHT:** 6-6 **WEIGHT:** 227

**BORN:** October 14, 1984; Minneapolis, Minnesota

**ACQUIRED:** Signed as a free agent, July 14, 2011

**DRAFTED:** By Tampa Bay in the second round (41st overall) of the 2003 NHL Entry Draft

Appeared in his fourth NHL season with Tampa Bay in 2010-11, going scoreless with a +2 rating and 17 PIM in 32 games...registered a season-high 14:45 TOI in a 6-2 victory, Apr. 9 @ CAR...earned a season-best +2 rating in two contests: Apr. 9 @ CAR and Dec. 30 vs. MTL...was a plus-or-even in 28 of his 32 games with the Lightning...played his 100th career NHL game, Dec. 11 @ VAN... appeared in his third NHL season with Tampa Bay in 2009-10, earning 0-2=2 points with 27 PIM in 33 games... ranked sixth on the team with 41 blocked shots and eighth with 69 hits...missed 12 games due to injury...also played seven games with Norfolk (AHL), recording 0-2=2 points with nine PIM...appeared in his second NHL campaign with Tampa Bay in 2008-09, collecting 0-4=4 points with 50 PIM in 43 games...established NHL career highs in points, assists, games played and PIM...also set a career high in TOI (19:05) while playing the final portion of the season with a broken bone in his foot...finished fourth among NHL rookie defensemen with 20-or-more games played in average TOI...ranked fourth on Tampa Bay and first among team defensemen in hits (122)...also ranked fourth overall on the Lightning in blocked shots (68)...logged a career-high 26:00 TOI, Apr. 3 @ NJ...recorded his first NHL point with an assist, Dec. 27 vs. FLA...played 25 games with Norfolk, netting 2-4=6 points with 30 PIM...made his NHL debut with Tampa Bay in 2007-08...went scoreless with 12 PIM in 14 games...debuted with the Lightning on Oct. 4 vs. NJ, recording 6:15 TOI...played the majority of the season with Norfolk, registering 1-5=6 points with 66 PIM in 58 games...made his professional debut with Springfield (AHL) in 2006-07...tallied 2-14=16 points with 43 PIM in 66 games...scored his first professional goal on his first shot, Oct. 7 @ Hartford...played three seasons with the University of North Dakota (WCHA) from 2003-06, earning 6-23=29 points with 280 PIM in 127 career games...captained the Fighting Sioux to the NCAA Frozen Four in consecutive seasons in 2005 and 2006.

### REGULAR SEASON

### PLAYOFFS

Season	Team	League	GP	G	A	Pts.	PIM	+/-	GP	G	A	Pts.	PIM
2003-04	U. of North Dakota	WCHA	39	1	6	7	81	-	-	-	-	-	-
2004-05	U. of North Dakota	WCHA	42	1	2	3	86	-	-	-	-	-	-
2005-06	U. of North Dakota	WCHA	46	4	15	19	113	-	-	-	-	-	-
2006-07	Springfield	AHL	66	2	14	16	43	-24	-	-	-	-	-
2007-08	<b>TAMPA BAY</b>	<b>NHL</b>	14	0	0	0	12	-6	-	-	-	-	-
	Norfolk	AHL	58	1	5	6	66	-1	-	-	-	-	-
2008-09	Norfolk	AHL	25	2	4	6	30	-2	-	-	-	-	-
	<b>TAMPA BAY</b>	<b>NHL</b>	43	0	4	4	50	-11	-	-	-	-	-
2009-10	<b>TAMPA BAY</b>	<b>NHL</b>	33	0	2	2	27	-4	-	-	-	-	-
	Norfolk	AHL	7	0	2	2	9	-3	-	-	-	-	-
2010-11	<b>TAMPA BAY</b>	<b>NHL</b>	32	0	0	0	17	+2	-	-	-	-	-
	<b>NHL Totals</b>		122	0	6	6	106	-19	-	-	-	-	-
	<b>AHL Totals</b>		156	5	25	30	148	-30	-	-	-	-	-



## DEVANTE SMITH-PELLY

### RIGHT WING

**SHOOTS:** Right **HEIGHT:** 6-0 **WEIGHT:** 213

**BORN:** June 14, 1992; Scarborough, Ontario

**DRAFTED:** By Anaheim in the second round (42nd overall) of the 2010 NHL Entry Draft


Collected 36-30=66 points with 50 PIM in 67 games with Mississauga (OHL) in 2010-11...ranked second on the Majors in scoring and goals, tied for first in PPG (10), tied for second in games, and third in plus/minus (+49) and points-per-game (0.99)...scored a career-high 1-4=5 points in a 9-4 Majors win, Dec. 17 vs. Sudbury...recorded a hat trick twice in 2010-11, including Mar. 11 @ Brampton (3-0=3) and Jan. 23 @ Niagara (3-0=3)...helped lead Mississauga to the OHL Final, earning 15-6=21 points in 20 playoff games...ranked tied for fourth among OHL postseason leaders in scoring, tied for first in goals, and third in PPG (6)...also led the Majors with 3-3=6 points in five games during the 2011 Memorial Cup...in his second OHL season with Mississauga in 2009-10, scored 29-33=62 points with a +27 rating and 35 PIM in 60 contests...finished the season tied for the team lead in scoring while ranking second in goals and PPG (10)...also ranked third in assists and plus/minus...scored a career-high four points on two occasions: Oct. 4 vs. Barrie (1-3=4); Feb. 6 at Sudbury (1-3=4)...earned 8-6=14 points in 16 OHL playoff games, advancing to the Eastern Conference Finals with the Majors...led the club in goals and tied for first in postseason scoring...made his OHL debut with Mississauga in 2008-09, recording 13-12=25 points with 24 PIM in 57 games.

Season	Team	League	REGULAR SEASON					PLAYOFFS					
			GP	G	A	Pts.	PIM	+/-	GP	G	A	Pts.	PIM
2008-09	Mississauga	OHL	57	13	12	25	24	-4	11	2	3	5	4
2009-10	Mississauga	OHL	60	29	33	62	35	+27	16	8	6	14	20
2010-11	Mississauga	OHL	67	36	30	66	50	+49	20	15	6	21	16
<b>OHL Totals</b>			<b>184</b>	<b>78</b>	<b>75</b>	<b>153</b>	<b>109</b>	<b>+72</b>	<b>47</b>	<b>25</b>	<b>15</b>	<b>40</b>	<b>40</b>





# IN THE SYSTEM



## MIIRÖ TARKKI

### GOALTENDER

**CATCHES:** Left **HEIGHT:** 6-3 **WEIGHT:** 185  
**BORN:** July 1, 1985; Rauma, Finland  
**ACQUIRED:** Signed as a free agent, May 6, 2011  
**DRAFTED:** Not drafted

Appeared in 55 games with the Espoo Blues of the Finnish Elite League in 2010-11, posting a 2.09 GAA, .924 SV% and five shutouts...tied for the league lead in appearances during the regular season, ranked seventh in GAA and eighth in SV%...helped lead the Blues to the Finnish Elite League Playoff finals in 2011, compiling a 2.19 GAA, .924 SV% and three shutouts...among postseason leaders, finished first in appearances and fifth in GAA and SV%...appeared in 54 games for Espoo in 2009-10, going 22-22-9 with a 2.44 GAA and .919 SV%...also appeared in three playoff games for the Blues in 2010, posting a 1-2 record with a 1.91 GAA and .936 SV%...played three seasons with SaiPa Lappeenranta from 2006-09...in 90 overall appearances with SaiPa, posted a 25-47-14 record with a 2.65 GAA.

### REGULAR SEASON PLAYOFFS

Season	Team	League	GP	MIN	GA	SO	GAA	W-L-T	SV%	GP	MIN	GA	SO	GAA	W-L
2004-05	Lukko	Finland	1	20	0	0	0.00	0-0-0	1.000	-	-	-	-	-	-
2005-06	Lukko Jr	Finland Jr	29	-	-	-	3.30	-	.900	1	-	-	-	2.32	-
2006-07	SaiPa	Finland	2	120	7	0	3.50	1-1-0	.908	-	-	-	-	-	-
2007-08	SaiPa	Finland	55	2331	94	4	2.42	10-19-2	.861	-	-	-	-	-	-
2008-09	SaiPa	Finland	48	2753	129	1	2.81	14-27-6	.914	-	-	-	-	-	-
2009-10	Espoo	Finland	54	3228	131	2	2.44	22-22-9	.919	3	220	7	0	1.91	1-2
2010-11	Espoo	Finland	55	3218	112	5	2.09	20-20-14	.924	18	1098	40	3	2.19	10-8
<b>Finnish Elite League Totals</b>			<b>215</b>	<b>11670</b>	<b>473</b>	<b>12</b>	<b>2.43</b>	<b>67-89-31</b>	<b>-</b>	<b>21</b>	<b>1318</b>	<b>47</b>	<b>3</b>	<b>2.13</b>	<b>11-10</b>



## SAMI VATANEN


### DEFENSESMAN

**SHOOTS:** Right **HEIGHT:** 5-9 **WEIGHT:** 170  
**BORN:** June 3, 1991; Jyvaskyla, Finland  
**DRAFTED:** By Anaheim in the fourth round (106th overall) of the 2009 NHL Entry Draft

Appeared in 52 contests for JYP Jyvaskyla of the Finnish Elite League in 2010-11, scoring 11-20=31 points with a +30 rating and 30 PIM...was named the Finnish Elite League's Defenseman of the Year and was also selected to the league's postseason All-Star team after ranking fifth among defensemen in scoring and first overall in plus/minus...captained Finland at the 2011 World Junior Championship, recording 0-4=4 points in six games...signed a three-year entry-level contract with Anaheim, May 31, 2011...represented Team Finland at the 2010 IIHF World Junior Championship, scoring 2-3=5 points in six games...appeared in 55 contests for JYP Jyvaskyla in 2009-10, earning 7-23=30 points in 55 contests...captained Team Finland to a bronze medal win over Team Canada at the 2009 IIHF Under-18 World Championships in Fargo, ND...in six games during the tournament, recorded 0-5=5 points and a +6 rating...spent a majority of the 2008-09 regular season with his hometown Jyvaskyla Jyys junior team in Finland, scoring 2-7=10 points with 22 PIM in 20 games.

### REGULAR SEASON PLAYOFFS

Season	Team	League	GP	G	A	Pts.	PIM	+/-	GP	G	A	Pts.	PIM
2007-08	JYP Jyvaskyla	Finland Jr.	35	9	29	38	30	-	-	-	-	-	-
2008-09	JYP Jyvaskyla	Finland Jr.	20	3	7	10	22	-	-	-	-	-	-
2009-10	JYP Jyvaskyla	Finland	55	7	23	30	44	-	14	3	4	7	6
2010-11	JYP Jyvaskyla	Finland	52	11	20	31	30	-	3	1	1	2	0
<b>Finnish Elite League Totals</b>			<b>107</b>	<b>18</b>	<b>43</b>	<b>61</b>	<b>74</b>	<b>-</b>	<b>17</b>	<b>4</b>	<b>5</b>	<b>9</b>	<b>6</b>



## SEAN ZIMMERMAN DEFENSEMAN

**SHOOTS:** Right **HEIGHT:** 6-2 **WEIGHT:** 205

**BORN:** May 24, 1987; Denver, Colorado

**ACQUIRED:** From Boston with Brian McGrattan in exchange for Stefan Chaput and David Laliberte, Feb. 27, 2011


**DRAFTED:** By New Jersey in the sixth round (170th overall) of the 2005 NHL Entry Draft

Appeared in 51 AHL contests with Syracuse, Providence and Rochester in 2010-11, collecting seven assists (0-7=7) with 47 PIM...was acquired by Anaheim from Boston, Feb. 27 and earned 0-3=3 points with a +2 rating and 24 PIM in 21 games with Syracuse...recorded a season-high two points (0-2=2) in a 6-4 Syracuse victory, Apr. 1 vs. Binghamton...earned 0-4=4 points with 23 PIM in 23 games with Providence...played his first seven games of 2010-11 with Rochester before being acquired by Boston from Florida, Dec. 9...appeared in 72 games with San Antonio (AHL) in 2009-10, collecting a career-high 2-7=9 points with 105 PIM...tied for the San Antonio lead in plus/minus (+13) and ranked second in PIM...registered 2-0=2 points with 30 PIM in 36 games with San Antonio in 2008-09...scored his first professional goal in a 5-2 San Antonio victory, Mar. 21 @ Lake Erie...appeared in 66 games with Lowell (AHL) in 2007-08, earning 0-6=6 points with 47 PIM...made his professional debut with Albany (AHL) in 2005-06, going scoreless with four PIM in six games...played four seasons with Spokane (WHL) from 2003-07, scoring 10-59=69 points with 165 PIM in 270 games...was also a member of Team USA's 2007 World Junior Championship squad, helping the club to a bronze medal.

Season	Team	League	REGULAR SEASON						PLAYOFFS				
			GP	G	A	Pts.	PIM	+/-	GP	G	A	Pts.	PIM
2003-04	Spokane	WHL	67	4	4	8	16	+1	4	0	0	0	0
2004-05	Spokane	WHL	71	2	14	16	36	+4	-	-	-	-	-
2005-06	Spokane	WHL	72	2	19	21	44	+3	-	-	-	-	-
	Albany	AHL	6	0	0	0	4	-5	-	-	-	-	-
2006-07	Spokane	WHL	60	2	12	14	69	+9	6	0	2	2	2
	Lowell	AHL	1	0	0	0	2	0	-	-	-	-	-
2007-08	Trenton	ECHL	8	0	1	1	10	-7	-	-	-	-	-
	Lowell	AHL	66	0	6	6	47	-17	-	-	-	-	-
2008-09	Arizona	CHL	20	0	3	3	20	-9	-	-	-	-	-
	San Antonio	AHL	36	2	0	2	30	-2	-	-	-	-	-
2009-10	San Antonio	AHL	72	2	7	9	105	+13	-	-	-	-	-
2010-11	Rochester	AHL	7	0	0	0	0	-4	-	-	-	-	-
	Providence	AHL	23	0	4	4	23	-5	-	-	-	-	-
	Syracuse	AHL	21	0	3	3	24	+2	-	-	-	-	-
<b>AHL Totals</b>			<b>232</b>	<b>4</b>	<b>20</b>	<b>24</b>	<b>235</b>	<b>-18</b>	-	-	-	-	-



# FUTURE DUCKS



## JOSEPH CRAMAROSSA CENTER

**SHOOTS:** Left      **HEIGHT:** 6-0      **WEIGHT:** 188

**BORN:** Oct. 26, 1992; Toronto, Ontario


**DRAFTED:** By Anaheim in the third round (65th overall) of the 2011 NHL Entry Draft

In his second season with Mississauga St. Michael's Majors (OHL) in 2010-11, scored 12-20=32 points and a +22 rating in 59 contests ...his 101 PIM ranked second among team leaders...scored a career-high two points on two occasions during the regular season: Nov. 26 @ Barrie (1-1=2) and Nov. 28 @ Owen Sound (1-1=2)...added 2-2=4 points in 14 OHL playoff games, including a postseason career-high two-goal game in Game 4 of the Eastern Conference Final at Niagara, Apr. 25...helped the Majors advance to the Memorial Cup final, going scoreless in five contests...appeared in 64 contests for Mississauga in 2009-10, scoring 6-10=16 points with a +5 rating and 60 PIM...collected 2-2=4 points in 14 playoff games.

### REGULAR SEASON

### PLAYOFFS

Season	Team	League	GP	G	A	Pts.	PIM	GP	G	A	Pts.	PIM
2009-10	Mississauga	OHL	64	6	10	16	60	14	0	2	2	11
2010-11	Mississauga	OHL	59	12	20	32	101	14	2	2	4	6



## ANDREAS DAHLSTROM CENTER

**SHOOTS:** Left      **HEIGHT:** 6-0      **WEIGHT:** 181

**BORN:** June 22, 1991; Huddinge, Sweden

**DRAFTED:** By Anaheim in the sixth round (161st overall) of the 2010 NHL Entry Draft

Recorded 4-6=10 points with six PIM in 18 games in 2010-11 with Stockholm AIK's Swedish junior team...in 2009-10, appeared in six games with Stockholm AIK (Division 2), scoring 1-2=3 points with four PIM before suffering an injury that cut his season short...also played five games for AIK's junior team, earning 4-6=10 points with 12 PIM...played for Stockholm AIK Jr. in 2008-09, posting 5-5=10 points with 67 PIM in 28 games.

### REGULAR SEASON

### PLAYOFFS

Season	Team	League	GP	G	A	Pts.	PIM	GP	G	A	Pts.	PIM
2008-09	AIK U-18	Sweden U-18	11	6	9	15	33	7	2	11	13	31
	AIK Jr.	Sweden Jr.	28	5	5	10	67	-	-	-	-	-
	AIK	Sweden - 2	4	0	0	0	0	-	-	-	-	-
2009-10	AIK Jr.	Sweden Jr.	5	4	6	10	2	-	-	-	-	-
	AIK	Sweden - 2	6	1	2	3	4	-	-	-	-	-
2010-11	AIK Jr.	Sweden Jr.	18	4	6	10	6	-	-	-	-	-

# FUTURE DUCKS




## MAX FRIBERG LEFT WING

**SHOOTS:** Right      **HEIGHT:** 5-10      **WEIGHT:** 198  
**BORN:** Nov. 20, 1992; Skovde, Sweden  
**DRAFTED:** By Anaheim in the fifth round (143rd overall) of the 2011 NHL Entry Draft

Appeared in 34 contests with Skovde of Sweden's Division 1 league, earning 13-27=40 points with six PIM in 2010-11...ranked fourth in the league in scoring...also appeared in 23 contests for Skovde in the Division 2 league, scoring 10-17=27 points...represented Team Sweden at the 2011 IIHF World Junior Championship in Buffalo, NY, scoring 2-0=2 points in six contests...will compete for Timra of the Swedish Elite League next season...in his first professional season, split 2009-10 with Stockholm AIK Jr. and Stockholm AIK of the and Swedish Division 1 leagues, scoring 4-6=10 with two PIM in five contests and 1-2=3 and four PIM in six contests respectively.

REGULAR SEASON								PLAYOFFS				
Season	Team	League	GP	G	A	Pts.	PIM	GP	G	A	Pts.	PIM
2009-10	AIK Jr.	Sweden Jr.	5	4	6	10	2	-	-	-	-	-
	AIK	Sweden-2	6	1	2	3	4	-	-	-	-	-
2010-11	Skovde	Sweden-2	23	10	17	27	-	-	-	-	-	-
	Skovde	Sweden-3	34	13	27	40	6	-	-	-	-	-



## JOHN GIBSON GOALTENDER

**CATCHES:** Left      **HEIGHT:** 6-3      **WEIGHT:** 210  
**BORN:** July 14, 1993; Pittsburgh, Pennsylvania  
**DRAFTED:** By Anaheim in the second round (39th overall) of the 2011 NHL Entry Draft

Appeared in 32 contests in 2010-11 with the United States National Team's (USNTDP) Under-18 club, posting a 2.64 GAA and .918 SV% and one shutout...backstopped Team USA to a gold medal at the 2011 Under-18 World Championships in Germany...helped the club go undefeated in the tournament (6-0) and posted back-to-back OT wins against Canada and Sweden en route to capturing the title...was named the Best Goaltender of the tournament, compiling a 2.34 GAA and .926 SV%...will play for Kitchener (OHL) for the 2011-12 season...In 2009-10, appeared in 18 games with the USNTDP junior club, posting a 7-9 record with a 3.69 GAA and .905 SV%.

REGULAR SEASON											PLAYOFFS					
Season	Team	League	GP	MIN	GA	SO	GAA	SV%	W-L-OT	GP	MIN	GA	SO	GAA	W-L	
2009-10	USNTDP	USHL	18	1023	63	0	3.69	.905	7-9-0	-	-	-	-	-	-	
2010-11	USNTDP	USHL	17	983	39	1	2.38	.926	9-4-3	-	-	-	-	-	-	



# FUTURE DUCKS



## TIM HEED DEFENSEMAN

SHOOTS: Right    HEIGHT: 5-11    WEIGHT: 177

BORN: January 27, 1991; Gothenburg, Sweden


DRAFTED: By Anaheim in the fifth round (132nd overall) of the 2010 NHL Entry Draft

In 2010-11, appeared in 12 games with Sodertalje of the Swedish Elite League, recording 1-0=1 points...also played in 29 games on loan with Vaxjo in the Swedish Allsvenskan League, recording 3-20=23 points with eight PIM...represented Team Sweden in the 2011 IIHF World Junior Championship in Buffalo, NY recording 1-0=1 in three games ...in 2009-10, recorded 8-29=37 points with 20 PIM in 32 games with Sodertalje's Swedish junior team...also appeared in 27 games for Sodertalje's club in the Swedish Elite League, scoring 1-9=10 points with two PIM...spent his first season with Sodertalje's junior club in 2008-09, picking up 1-7=8 points with 10 PIM in 32 games...as a member of Sweden's U-19 national team, earned 3-5=8 points in six games...also played three contests with the U-20 national team, scoring 0-2=2 points.

### REGULAR SEASON

### PLAYOFFS

Season	Team	League	GP	G	A	Pts.	PIM	GP	G	A	Pts.	PIM
2008-09	Sodertalje U-18	Sweden U-18	14	7	10	17	10	3	3	2	5	2
	Sodertalje Jr.	Sweden Jr.	32	1	7	8	10	2	0	1	1	0
2009-10	Sodertalje	Sweden	27	1	9	10	2	-	-	-	-	-
	Sodertalje Jr.	Sweden Jr.	32	8	29	37	20	-	-	-	-	-
	Sodertalje	Sweden - Q	10	0	4	4	0	-	-	-	-	-
2010-11	Sodertalje Jr.	Sweden Jr.	2	0	2	2	0	-	-	-	-	-
	Sodertalje	Sweden	12	1	0	1	0	10	0	4	4	0
	Vaxjo	Sweden Jr.	29	3	20	23	8	-	-	-	-	-



## RYAN HEGARTY DEFENSEMAN

SHOOTS: Left    HEIGHT: 6-0    WEIGHT: 201

BORN: May 16, 1990; Stoneham, Massachusetts

DRAFTED: By Anaheim in the fourth round (113th overall) of the 2008 NHL Entry Draft


Completed his junior season at the University of Maine (Hockey East) in 2010-11, scoring 1-3=4 points with 14 PIM in 26 games...recorded points in consecutive games: Nov. 21 @ Boston College (0-1=1) and Dec. 3 @ Providence (0-1=1)...in his sophomore season at Maine in 2009-10, tallied 1-7=8 points with 36 PIM in 33 games...helped the Black Bears to a share of third place in the Hockey East standings...appeared in 24 contests in his freshman season at Maine in 2008-09...collected three assists with 22 PIM...earned his first collegiate point Dec. 5 @ Northeastern...in 2007-08, completed his second season as part of the U.S. National Team Development Program...appeared in 14 contests with the club as part of the NAHL, ranking fourth among team defensemen...represented Team USA at the 2008 IIHF U-18 World Championship in Russia, winning the bronze medal...attended Pioneer High School and graduated with honors.

### REGULAR SEASON

### PLAYOFFS

Season	Team	League	GP	G	A	Pts.	PIM	GP	G	A	Pts.	PIM
2007-08	USNTDP	U-18	41	5	8	13	38	-	-	-	-	-
	USNTDP	NAHL	14	2	8	10	18	-	-	-	-	-
2008-09	U. of Maine	H-East	24	0	3	3	22	-	-	-	-	-
2009-10	U. of Maine	H-East	33	1	7	8	36	-	-	-	-	-
2010-11	U. of Maine	H-East	26	1	3	4	14	-	-	-	-	-

# FUTURE DUCKS




## **RADOSLAV ILLO** **LEFT WING**

**SHOOTS:** Left      **HEIGHT:** 6-0      **WEIGHT:** 195  
**BORN:** January 21, 1990; Povazska Bystrica, Slovakia  
**DRAFTED:** By Anaheim in the fifth round (136th overall) of the 2009 NHL Entry Draft

Made his collegiate debut at Bemidji State University (WCHA) in 2010-11...scored 4-2=11 points with 20 PIM and a +3 rating in 37 games...recorded his first collegiate goal and point Nov. 12 vs. Alaska Anchorage...in his second season with Tri-City (USHL) in 2009-10, ranked second on the club in goals and third in points...his 11 PPG on the year also ranked second among team leaders...had a season-high 2-1=3 points, Oct. 16 vs. Fargo...represented Team Slovakia in the 2010 IIHF World Junior Championship, collecting 2-3=5 points in six contests...in his first North American season in 2008-09, led Tri-City in goals and finished second in points (21-12=33) after appearing in 47 games...was hampered by a shoulder injury in the first half of the season, but rebounded to record eight PPG and two GWG with the Storm...scored a USHL career-high 2-2=4 points on Feb. 28 vs. Des Moines...played in the Extraliga U-18 league in Slovakia for two years, scoring 9-14=23 points in 26 games in 2007-08.

		REGULAR SEASON					PLAYOFFS					
Season	Team	League	GP	G	A	Pts.	PIM	GP	G	A	Pts.	PIM
2008-09	Tri-City	USHL	47	21	12	33	37	-	-	-	-	-
2009-10	Tri-City	USHL	50	24	19	43	56	1	1	0	1	0
2010-11	Bemidji State	WCHA	37	4	2	6	20	-	-	-	-	-




## **WILLIAM KARLSSON** **CENTER**

**SHOOTS:** Left      **HEIGHT:** 6-0      **WEIGHT:** 170  
**BORN:** Jan. 8, 1993; Marsta, Sweden  
**DRAFTED:** By Anaheim in the second round (53rd overall) of the 2011 NHL Entry Draft

Appeared in 26 contests for Vasteras of the Swedish Junior League in 2010-11, collecting 14-27=41 points with 45 PIM...ranked fourth among scoring leaders...also appeared in 14 contests with Vasteras of the Swedish Elite League, scoring 1-3=4 points...represented Sweden at the Under-18 World Championships in Germany, earning 2-3=5 points with a +8 rating and 60 PIM in six contests...in 2009-10, appeared in 22 games with Vasteras of the Swedish Junior League scoring 10-13=23 points with 33 PIM...also recorded 13-8=21 points with 29 PIM in 17 contests with Vasteras in the Swedish Junior Allsvenskan...in 2008-09, tallied 10-18-28 points with 16 PIM for Arlanda of the Swedish Junior League.

		REGULAR SEASON					PLAYOFFS					
Season	Team	League	GP	G	A	Pts.	PIM	GP	G	A	Pts.	PIM
2010-11	Vasteras	Sweden Jr.	14	1	3	4	2	-	-	-	-	-

# FUTURE DUCKS




## KEVIN LIND DEFENSEMAN

**SHOOTS:** Left    **HEIGHT:** 6-3    **WEIGHT:** 218  
**BORN:** March 31, 1992; Homer Glen, Illinois  
**DRAFTED:** By Anaheim in the sixth round (177th overall) of the 2010 NHL Entry Draft

Made his collegiate debut at Notre Dame (CCHA) in 2010-11...scored 1-10=11 points with 24 PIM and a +7 rating in 32 games...advanced to the NCAA Frozen Four semifinal game...helped the Fighting Irish to a second-place finish in the CCHA...in 2009-10, scored 6-10=16 points with 76 PIM in 55 games with the Chicago Steel (USHL)...ranked second among club defensemen in goals and points, tied for second in assists, first in plus/minus (+3) and tied for first in appearances...earned a season-high 0-2=2 points, Oct. 2 vs. Team USA...matched a season high with 1-1=2 points, Nov. 20 vs. Waterloo...made his USHL debut in 2008-09, recording 2-3=5 points with 45 PIM in 50 games with Chicago.

Season	Team	League	REGULAR SEASON					PLAYOFFS				
			GP	G	A	Pts.	PIM	GP	G	A	Pts.	PIM
2008-09	Chicago	USHL	50	2	3	5	45	-	-	-	-	-
2009-10	Chicago	USHL	55	6	10	16	76	-	-	-	-	-
2010-11	Notre Dame	CCHA	32	1	10	11	24	-	-	-	-	-




## JOSH MANSON DEFENSEMAN

**SHOOTS:** Right    **HEIGHT:** 6-2    **WEIGHT:** 200  
**BORN:** Oct. 7, 1991; Prince Albert, Saskatchewan  
**DRAFTED:** By Anaheim in the sixth round (160th overall) of the 2011 NHL Entry Draft

Appeared in 57 contests for the Salmon Arm Silverbacks of the British Columbia Hockey League (BCHL) in 2010-11, scoring 12-35=47 points with 80 PIM...ranked fourth on the club in assists and second in PIM...added 2-7=9 points in 14 postseason contests. Manson will compete for Northeastern (Hockey East) for the 2011-12 season...in 2009-10, recorded 10-14=24 points with 75 PIM in 54 games with Salmon Arm...appeared in six playoff games scoring 1-0=1 point.

Season	Team	League	REGULAR SEASON					PLAYOFFS				
			GP	G	A	Pts.	PIM	GP	G	A	Pts.	PIM
2009-10	Salmon Arm	BCHL	54	10	14	24	75	6	1	0	1	15
2010-11	Salmon Arm	BCHL	57	12	35	47	80	14	2	7	9	15

# FUTURE DUCKS



## BRETT PERLINI CENTER

SHOOTS: Right      HEIGHT: 6-2      WEIGHT: 201

BORN: June 14, 1990; Sault Ste. Marie, Ontario

DRAFTED: By Anaheim in the seventh round (192nd overall) of the 2010 NHL Entry Draft

Completed his junior season at Michigan State University (CCHA) in 2010-11, recording 18-12=30 points with 12 PIM in 38 contests...led the team in goals (18), GWG (3), and SOG (114)...ranked second on the team in points (30)...was named Most Valuable Player of the Great Lakes Invitational (Dec. 29-30)... in 2009-10, scored 7-5=12 points with 10 PIM in 20 games with Michigan State...was voted the Spartan's Most Improved Player...made his collegiate debut with Michigan State in 2008-09, earning 2-1=3 points in 26 games... scored his first collegiate goal in a 1-1 tie, Feb. 13 vs. Ohio State...recorded his first career postseason goal in the first round of the 2009 CCHA tournament, Mar. 6 vs. Northern Michigan...prior to his time at Michigan State, played for the Soo Thunderbirds of the NOJHL for two seasons...was the 2006-07 NOJHL Rookie of the Year and top goal scorer.

### REGULAR SEASON

### PLAYOFFS

Season	Team	League	GP	G	A	Pts.	PIM	GP	G	A	Pts.	PIM
2008-09	Michigan State	CCHA	26	2	1	3	4	-	-	-	-	-
2009-10	Michigan State	CCHA	20	7	5	12	10	-	-	-	-	-
2010-11	Michigan State	CCHA	38	18	12	30	12	-	-	-	-	-



## NICK PRYOR DEFENSEMAN

SHOOTS: Left      HEIGHT: 5-11      WEIGHT: 184

BORN: September 9, 1990; St. Paul, Minnesota

DRAFTED: By Anaheim in the seventh round (208th overall) of the 2008 NHL Entry Draft

Completed his sophomore season at the University of Maine (Hockey East) in 2010-11, recording 0-2=2 points in five contests...made his collegiate debut with Maine in 2009-10, going scoreless in six contests prior to season-ending hip surgery...helped Maine to a share of third place in the Hockey East final standings...in 2008-09, appeared in 43 contests with Des Moines and Waterloo (USHL), scoring 7-17=24 points... appeared in 12 contests with the U.S. National Team Development Program (NAHL) in 2007-08...also played in 41 contests with the program as part of the Under-18 league, collecting 3-11=14 points over 53 combined games.


### REGULAR SEASON

### PLAYOFFS

Season	Team	League	GP	G	A	Pts.	PIM	GP	G	A	Pts.	PIM
2007-08	USNTDP	U-18	41	3	9	12	6	-	-	-	-	-
	USNTDP	NAHL	12	0	2	2	6	-	-	-	-	-
2008-09	Des Moines	USHL	31	6	12	18	26	-	-	-	-	-
	Waterloo	USHL	12	1	5	6	10	-	-	-	-	-
2009-10	U. of Maine	Hockey East	6	0	0	0	2	-	-	-	-	-
2010-11	U. of Maine	Hockey East	5	0	2	2	0	-	-	-	-	-



# FUTURE DUCKS



## RICKARD RAKELL RIGHT WING


**SHOOTS:** Right    **HEIGHT:** 6-2    **WEIGHT:** 194  
**BORN:** May 5, 1993; Sundbyberg, Sweden  
**DRAFTED:** By Anaheim in the first round (30th overall) of the 2011 NHL Entry Draft

In his first Ontario Hockey League (OHL) season with the Plymouth Whalers in 2010-11, collected 19-24=43 points with a +14 rating and 12 PIM in 49 games... led the team with 10 PPG, ranked third in points-per game (.92), and tied for fifth in goals and plus/minus...finished 11th among OHL rookies in scoring... netted his first career OHL hat trick, Jan. 15 vs. Sarnia leading Plymouth to an 8-2 victory...posted a career-high five-game point streak from Nov. 20-Dec. 3, recording 4-3=7 points...was the youngest player to represent Team Sweden at the 2011 World Junior Championship in Buffalo, NY...appeared in five games during the tournament, recording 0-3=3 points with two PIM...in 2009-10, split time with Stockholm's AIK U-18 and U-20 teams, recording 28-17=45 points with 20 PIM...added 3-2=5 points in five playoff games.

### REGULAR SEASON

### PLAYOFFS

Season	Team	League	GP	G	A	Pts.	PIM	GP	G	A	Pts.	PIM
2009-10	AIK U-18	Sweden U-18	38	28	17	45	20	5	3	2	5	0
2010-11	Plymouth	OHL	49	19	24	43	12	1	0	0	0	0



## JUSTIN SCHULTZ DEFENSEMAN

**SHOOTS:** Right    **HEIGHT:** 6-2    **WEIGHT:** 184  
**BORN:** July 6, 1990; Kelowna, British Columbia  
**DRAFTED:** By Anaheim in the second round (43rd overall) of the 2008 NHL Entry Draft


Completed his sophomore season at the University of Wisconsin (WCHA) in 2010-11... recorded 18-29=47 points in 41 games, leading the nation among collegiate defenseman in goals, the most for any defenseman in the country since 2002-03... was named a top-10 finalist for the 2011 Hobey Baker Memorial Award, the only defenseman and underclassman nominated...was named the WCHA's Defensive Player of the Year, becoming the youngest defenseman to receive the honor in the history of the award (1992)...named to the 2011 All-WCHA First Team...scored nine PPG and three GWG... scored the first hat trick by a Wisconsin defenseman since the 1991-92 season (Nov. 27, 2010) vs. Michigan State (six hat tricks by defensemen in school history)...in 2009-10, made his collegiate debut at Wisconsin scoring 6-16=22 points in 43 games, ranking second among team rookies in scoring...advanced to the NCAA Frozen Four championship game, falling to Boston College, 5-0, Apr. 10...had a season-long four-game point streak on two separate occasions: Nov. 13-21 (1-3=4); Feb. 20-Mar. 5 (1-3=4)...in 2008-09 with the Westside Warriors (BCHL), led team defensemen in scoring...in 2007-08, finished second among defensemen in the 2008 Interior Conference playoffs, collecting 3-5=8 points in 11 games...was named the Top Defenseman in the Interior Conference after finishing second among conference blueliners in scoring (9-31=40).

### REGULAR SEASON

### PLAYOFFS

Season	Team	League	GP	G	A	Pts.	PIM	GP	G	A	Pts.	PIM
2007-08	Westside	BCHL	57	9	31	40	28	11	3	5	8	4
2008-09	Westside	BCHL	49	15	35	50	29	6	1	2	3	2
2009-10	U. of Wisconsin	WCHA	43	6	16	22	12	-	-	-	-	-
2010-11	U. of Wisconsin	WCHA	41	18	29	47	28	-	-	-	-	-

# FUTURE DUCKS




## CHRIS WAGNER CENTER

**SHOOTS:** Right     **HEIGHT:** 6-0     **WEIGHT:** 200  
**BORN:** May 27, 1991; Wellesley, Massachusetts  
**DRAFTED:** By Anaheim in the fifth round (122nd overall) of the 2010 NHL Entry Draft

Completed his freshman season at Colgate University (ECAC) in 2010-11...scored 9-10=19 points with 26 PIM in 41 contests... led all rookies in points... scored first collegiate goal at Clarkson in a 4-4 tie in the ECAC Hockey opener... recorded a season-long three-game point streak, Feb. 18-25 (2-1=3)...appeared in 44 contests with the South Shore Kings (EJHL) in 2009-10, collecting 34-49=83 points with 70 PIM...was named the EJHL's Most Valuable Player and Offensive Player of the Year after captaining his team to the Southern Division championship...matched the league's single-season scoring record and led the league in goals and assists... added 3-6=9 points in four playoff games for the Kings...made his debut with South Shore in 2008-09, earning 20-14=34 points with 72 PIM in 38 games...added 2-0=2 points in two playoff games for South Shore.

REGULAR SEASON								PLAYOFFS				
Season	Team	League	GP	G	A	Pts.	PIM	GP	G	A	Pts.	PIM
2008-09	South Shore	EJHL	38	20	14	34	72	2	2	0	2	0
2009-10	South Shore	EJHL	44	34	49	83	70	4	3	6	9	8
2010-11	Colgate	ECAC	41	9	10	19	26	-	-	-	-	-



## ANDY WELINSKI DEFENSEMAN

**SHOOTS:** Right     **HEIGHT:** 6-1     **WEIGHT:** 192  
**BORN:** Apr. 27, 1993; Duluth, Minnesota  
**DRAFTED:** By Anaheim in the third round (83rd overall) of the 2011 NHL Entry Draft

Appeared in 51 contests for Green Bay of the United States Hockey League (USHL) in 2010-11, scoring 6-8=14 points with 14 PIM and a +10 rating...ranked second among team defensemen in points... recorded a season-long four-game point streak from Feb 18-26 (2-3=5) played in 11 USHL postseason contests, collecting 2-0=2 points with a +5 rating... recorded two goals in the first two games against Indiana to open the Clark Cup Playoffs.

REGULAR SEASON								PLAYOFFS				
Season	Team	League	GP	G	A	Pts.	PIM	GP	G	A	Pts.	PIM
2010-11	Green Bay	USHL	51	6	8	14	14	11	2	0	2	4

# 2011-12 DUCKS PLAYER PERSONNEL

## FORWARDS

No.	NAME	HT	WT	POS	S	BIRTHPLACE	BIRTHDATE	2010-11 CLUB
7	Andrew Cogliano	5-10	180	C	L	Toronto, Ontario	June 14, 1987	Edmonton (NHL)
8	Teemu Selanne	6-0	200	RW	R	Helsinki, Finland	July 3, 1970	Anaheim (NHL)
9	Bobby Ryan	6-1	207	LW	R	Cherry Hill, New Jersey	March 17, 1987	Anaheim (NHL)
10	Corey Perry	6-3	210	RW	R	Peterborough, Ontario	May 16, 1985	Anaheim (NHL)
11	Saku Koivu	5-10	180	C	L	Turku, Finland	November 23, 1974	Anaheim (NHL)
15	Ryan Getzlaf	6-4	217	C	R	Regina, Saskatchewan	May 10, 1985	Anaheim (NHL)
16	George Parros	6-5	227	RW	R	Washington, Pennsylvania	December 29, 1979	Anaheim (NHL)
18	Mark Bell	6-4	206	C	L	St. Paul's, Ontario	August 5, 1980	Kloten (Swiss)
19	Jean-Francois Jacques	6-4	220	LW	L	Montreal, Quebec	April 29, 1985	Edmonton (NHL)/Oklahoma (AHL)
33	Jason Blake	5-10	186	LW	L	Fargo, North Dakota	September 2, 1973	Anaheim (NHL)
39	Matt Beleskey	6-0	204	LW	L	Windsor, Ontario	June 7, 1988	Anaheim (NHL)/Syracuse (AHL)
41	Andrew Gordon	5-11	197	RW	R	Halifax, Nova Scotia	December 13, 1985	Hershey (AHL)/Washington (NHL)
42	Dan Sexton	5-9	180	RW	R	Apple Valley, Minnesota	April 29, 1987	Syracuse (AHL)/Anaheim (NHL)
45	Brian McGrattan	6-4	236	RW	R	Hamilton, Ontario	September 2, 1981	Providence (AHL)/Syracuse (AHL)
49	Maxime Maceneauer	6-0	202	C	L	Laval, Quebec	January 4, 1989	Syracuse (AHL)
51	Kyle Palmieri	5-11	196	RW	R	Smithtown, New York	February 1, 1991	Syracuse (AHL)/Anaheim (NHL)
57	Nicolas Deschamps	6-1	201	LW	L	Lasalle, Quebec	January 6, 1990	Syracuse (AHL)
63	Nick Bonino	6-0	192	C	L	Hartford, Connecticut	April 20, 1988	Syracuse (AHL)/Anaheim (NHL)
64	Brandon McMillan	5-10	190	LW	L	Richmond, British Columbia	March 22, 1990	Syracuse (AHL)/Anaheim (NHL)
65	Emerson Etem	6-0	202	RW	L	Long Beach, California	June 16, 1992	Medicine Hat (WHL)
70	Josh Brittain	6-5	226	RW	L	Milton, Ontario	January 3, 1990	Syracuse (AHL)/Elmira (ECHL)
74	Peter Holland	6-3	200	C	L	Toronto, Ontario	January 14, 1991	Guelph (OHL)/Syracuse (AHL)
59	Matt Kennedy	6-2	200	RW	R	Richmond Hill, Ontario	March 4, 1989	Charlotte (AHL)/Syracuse (AHL)
62	Patrick Maroon	6-3	231	LW	L	St. Louis, Missouri	April 23, 1988	Adirondack (AHL)/Syracuse (AHL)
77	Devante Smith-Pelly	6-0	213	RW	R	Scarborough, Ontario	June 14, 1992	Mississauga (OHL)
78	Rick Schofield	6-2	206	C	L	Pickering, Ontario	April 23, 1987	Lake Superior State (CCHA)/Syracuse (AHL)

## DEFENSEMEN

No.	NAME	HT	WT	POS	S	BIRTHPLACE	BIRTHDATE	2010-11 CLUB
4	Cam Fowler	6-1	205	D	L	Windsor, Ontario	December 5, 1991	Anaheim (NHL)
5	Luca Sbisa	6-2	207	D	L	Ozieri, Italy	January 30, 1990	Anaheim (NHL)/Syracuse (AHL)
6	Kurtis Foster	6-5	221	D	L	Carp, Ontario	November 24, 1981	Edmonton (NHL)
17	Lubomir Visnovsky	5-10	200	D	L	Topolcany, Slovakia	August 11, 1976	Anaheim (NHL)
21	Sheldon Brookbank	6-1	203	D	R	Lanigan, Saskatchewan	October 3, 1980	Anaheim (NHL)
23	Francois Beauchemin	6-0	204	D	L	Sorel, Quebec	June 4, 1980	Toronto (NHL)/Anaheim (NHL)
25	Matt Smaby	6-6	227	D	L	Minneapolis, Minnesota	October 14, 1984	Tampa Bay (NHL)
32	Toni Lydman	6-1	208	D	L	Lahti, Finland	September 25, 1977	Anaheim (NHL)
34	Nate Guenin	6-3	207	D	R	Sewickley, Pennsylvania	December 10, 1982	Springfield (AHL)/Columbus (NHL)/Syracuse (AHL)
40	Sean Zimmerman	6-2	205	D	R	Denver, Colorado	May 24, 1987	Rochester (AHL)/Providence (AHL)/Syracuse (AHL)
46	Mathieu Carle	6-0	201	D	R	Gatineau, Quebec	September 30, 1987	Hamilton (AHL)
47	Bryan Rodney	6-0	202	D	R	London, Ontario	April 22, 1984	Charlotte (AHL)/Carolina (NHL)
58	Jake Newton	6-2	207	D	L	San Jacinto, California	September 22, 1988	Syracuse (AHL)
73	Mat Clark	6-3	216	D	R	Wheat Ridge, Colorado	October 17, 1990	Syracuse (AHL)
-	Sami Vatanen	5-9	170	D	R	Jyvaskyla, Finland	June 3, 1991	JYP Jyvaskyla (Finland)

## GOALTENDERS

No.	NAME	HT	WT	POS	C	BIRTHPLACE	BIRTHDATE	2010-11 CLUB
1	Jonas Hiller	6-2	194	G	R	Felben Wellhausen, Switzerland	February 12, 1982	Anaheim (NHL)
30	Timo Pielmeier	6-0	170	G	L	Deggendorf, Germany	July 7, 1989	Syracuse (AHL)/Anaheim (NHL)/Elmira (ECHL)
31	Iiro Tarkki	6-3	185	G	L	Rauma, Finland	July 1, 1985	Espoo (Finland)
38	Dan Ellis	6-1	194	G	L	Saskatoon, Saskatchewan	June 19, 1980	Tampa Bay (NHL)/Anaheim (NHL)
43	Jeff Deslauriers	6-4	203	G	R	St. Jean-Richelieu, Quebec	May 15, 1984	Oklahoma City (AHL)
68	Marco Cousineau	6-0	195	G	L	St. Lazare, Quebec	November 9, 1989	Elmira (ECHL)
72	Igor Bobkov	6-6	228	G	L	Surgut, Russia	January 2, 1991	London (OHL)/Syracuse (AHL)

# SYRACUSE CRUNCH



800 South State St.  
Syracuse, NY 13202  
Phone: (315) 473-4444  
Fax: (315) 473-4449  
syracusecrunch.com  
info@syracusecrunch.com



President/CEO/Governor .....	Howard Dolgon	General Manager .....	Bob Murray
Chief Operating Officer .....	Jim Sarosy	Assistant General Manager .....	Bob Ferguson
Executive Vice President .....	Alan Taylor	Coordinator of Minor League Hockey Operations .....	Jillian Samuelli
General Manager/CFD/Alt. Governor .....	Vance Lederman	Head Coach .....	Mark Holick
General Counsel .....	Jeffrey Fried	Assistant Coach .....	Brad Lauer
Senior Director of Promotional Development .....	Michael Folsom	Assistant Coach .....	Marty Wilford
Director of Ticket Operations .....	Todd Cross	Athletic Trainer .....	Joe Huff
Director of Group Sales .....	Mark Hayes	Equipment Manager .....	Joe Guilmet
Director of Public Relations .....	John Neenan	Assistant Equipment Manager .....	Matt Brayfield
Director of Sponsorship Services & Game Operations .....	Karen Simbari	Home Ice .....	War Memorial at Oncenter
Director of Marketing & Communication .....	Maggie Walters	Seating Capacity .....	6,159
Director of Community & Fan Development .....	Amanda Susko		
Broadcaster .....	Jason Lockhart		
Ticket Services Manager/Account Executive .....	Kimber Doolittle		
Merchandise Manager/Account Executive .....	Amanda Linnertz		
Account Executive .....	Stephen Fiorella		

## TEAM HISTORY

The Syracuse Crunch begin its 18th year of operation in the American Hockey League in 2010-11, tied for the sixth longest tenure of any AHL team. In addition, the Crunch boast the AHL's longest current independent ownership group. It was that group, led by Howard Dolgon, that purchased the Hamilton Canucks franchise and moved it to Syracuse prior to the 1994-95 season, bringing professional hockey back to the Salt City for the first time in 14 years. The new team was re-named the Crunch and donned uniform colors of purple, teal, yellow, black and ice blue for its first six seasons of existence. The team's first logo featured a super hero-like figure bursting through a block of ice holding a hockey stick and yielding a purple cape.

The first official game in club history was played on September 30, 1994. The contest set a Crunch single-game attendance record at the War Memorial at Oncenter of 6,750. The game ended in a 7-7 tie and helped the team endear itself to fans for years to come. The end of the 1999-00 season saw the end of Syracuse's affiliation with Vancouver. In 2000-01, the Crunch entered into an affiliation with the expansion Columbus Blue Jackets. With a new affiliation came a new logo, new uniform and new team colors. The new logo depicted the face of a ferocious ice gorilla biting through a hockey stick with the word 'CRUNCH' emblazoned in capital letters above him. The official team colors were changed to black, navy, ice blue, red and day glow green.

The Crunch made history in 2009-10, as they became the first-ever AHL team to host an outdoor game. The Mirabito Outdoor Classic set a league single-game attendance record, as 21,508 fans came out to the New York State Fairgrounds to watch the Crunch defeat the rival Binghamton Senators, 2-1 on February 20, 2010. The event was deemed a major success for the team and league and was broadcast live to an international television audience on the NHL Network.

Syracuse opened another chapter in its history on March 25, 2010, when it announced an affiliation agreement with the Anaheim Ducks. The Crunch revised their logo and uniforms to match Anaheim's team colors of black, burnt orange and metallic gold. Anaheim represents the third primary affiliate in the Crunch's history. Syracuse also had a split affiliation with Vancouver and Pittsburgh during the 1997-98 and 1998-99 seasons.

In Anaheim's first season at Syracuse in 2010-11, the club posted a 35-38-7 record for 77 points. Kyle Palmieri led the team and finished fifth among AHL rookies in scoring (29-22=51). Palmieri, who also led Syracuse and ranked tied for first among rookies in goals, was named the Reebok/AHL Player of the Week on two occasions and also earned Reebok/AHL Rookie of the Month honors for March. Nick Bonino led Syracuse in assists and finished 11th among rookies in scoring (12-33=45), while Nicolas Deschamps ranked tied for fourth on the club and 10th among AHL freshmen in points (15-31=46).





## **BOB FERGUSON**

### **ASSISTANT GENERAL MANAGER**

Bob Ferguson enters his second season as Assistant General Manager of the Syracuse Crunch. Ferguson has logged more than 30 years experience in a coaching or management capacity at the minor league and junior levels, including the last three seasons with the Ducks organization. In 2009-10, he served as a scout for Anaheim, responsible for amateur and college scouting along with other special assignments in hockey operations. The season prior, Ferguson held the post of Assistant General Manager for the Iowa Chops, Anaheim's then-affiliate in the AHL.

Prior to joining the Ducks, Ferguson spent nine years as a head coach in the professional ranks with the Indianapolis Ice of the then-IHL, as well as the Florida Everblades and Augusta Lynx of the ECHL. In his nine seasons as a professional coach, Ferguson's teams never missed the playoffs.

A native of Kingston, Ontario, Ferguson is a three-time USA Hockey National Champion (Gold Cup), a five-time United States Hockey League (USHL) Coach of the Year, a five-time USHL General Manager of the Year and two-time ECHL Coach of the Year. Before reaching the IHL, Ferguson coached in the USHL for 17 seasons with the Sioux City Musketeers and Des Moines Buccaneers. With 517 career USHL coaching wins, he ranks third all-time in league history. During his USHL tenure, he led Sioux City (2) and Des Moines (3) to multiple Clark Cup championships. Ferguson and his wife, Lisa, have two children: Brett and Kaylee. The family resides in Des Moines, IA.



## **MARK HOLICK**

### **HEAD COACH**

Mark Holick enters his second season as Head Coach of the Syracuse Crunch in 2011-12. Holick spent the previous three years as head coach of the Kootenay Ice of the Western Hockey League, compiling a 120-75-21 record for 261 points and three consecutive trips to the WHL playoffs. In 2009-10, Holick was named WHL Coach of the Year after leading Kootenay to a 43-25-5 record and 91 points. He also served as an assistant coach for the gold medal-winning Team Canada at the 2009 U-18 Ivan Hlinka Memorial Tournament in the Czech Republic and Slovakia.

A native of Saskatoon, Saskatchewan, Holick served 13 seasons as a head coach and assistant coach in the BCHL and AJHL from 1994-07. Holick began his professional coaching career as an assistant coach with Penticton (1994-95), Langley (1995-96) and South Surrey (1996-97) of the BCHL before becoming head coach of South Surrey in 1997-98. He also coached in St. Albert and Spruce Grove of the AJHL from 2003-06 prior to returning for his final BCHL season with Vernon in 2006-07. Holick and his wife, Janet, have two children: son, Cooper (15) and daughter, Kennedy (11). The family resides in Penticton, British Columbia during the offseason.



## **BRAD LAUER**

### **ASSISTANT COACH**

Brad Lauer begins his first season as Assistant Coach with the Syracuse Crunch in 2011-12. Lauer spent the previous two seasons as an assistant coach with the Ottawa Senators from 2009-11. Prior to joining Ottawa, Lauer served as an assistant coach in the AHL with the Milwaukee Admirals (2007-09). In 2008-09, Lauer helped the Admirals to the Western Division title with a 49-22-3-6 record and a share of the league lead in points (107). Lauer began his coaching career in 2002 with the Kootenay Ice (WHL) and served as an assistant for five seasons.

Originally selected by the New York Islanders in the second round (34th overall) of the 1985 NHL Entry Draft, Lauer appeared in 323 career NHL contests with the Islanders, Chicago, Ottawa and Pittsburgh, scoring 44-67-111 points with 218 PIM. The Humboldt, Saskatchewan native also appeared in 635 career IHL and AHL contests before his retirement from professional hockey in 2002. Lauer and his wife, Daria, have two children: Camryn and Addison. The family resides in Stittsville, Ontario.



## **MARTY WILFORD**

### **ASSISTANT COACH**

Marty Wilford makes his professional coaching debut as Assistant Coach with the Syracuse Crunch in 2011-12. Wilford retired from professional hockey in 2010-11 following four years playing overseas in Germany and Italy. Originally selected by Chicago in the sixth round (149th overall) of the 1995 NHL Entry Draft, Wilford collected 47-228=275 points with 573 PIM as a defenseman in 539 career AHL games from 2000-07. The Peterborough, Ontario native began his professional career in the International Hockey League, scoring 3-29=32 points in 186 IHL games between 1997-00. Wilford spent the last four seasons in Europe with Hamburg and Iserlong (Germany), and Fassa HC (Italy),

notching 19-121=140 points in 146 contests. Wilford and his wife, Shelly, have three children: Emma, Grace and Nash. The family resides in West Des Moines, IA during the summer.

# 2010-11 SYRACUSE STATISTICS

POS	NO.	PLAYER	GP	G	A	P	+/-	PIM	PP	SH	GW	S	S%
RW	21	Kyle Palmieri	62	29	22	51	-2	56	6	0	5	217	13.4
LW	19	Patrick Maroon	57	21	27	48	+6	68	13	0	4	144	14.6
		(Total)	66	26	30	56	+5	98	15	0	4	171	15.2
LW	12	Josh Green	69	15	31	46	-11	74	7	1	4	170	8.8
LW	16	Nicolas Deschamps	80	15	31	46	-4	26	3	2	1	147	10.2
C	13	Nick Bonino	50	12	33	45	+10	32	4	1	1	121	9.9
C	26	Maxime Macenauer	79	13	19	32	-10	65	4	1	2	116	11.2
C	18	Trevor Smith	35	12	15	27	-7	16	2	1	3	91	13.2
LW	34	Matt Beleskey	27	11	13	24	-3	39	6	0	2	96	11.5
D	17	Mark Mitera	71	6	16	22	-15	50	1	0	0	67	9.0
D	6	Nathan Paetsch	34	8	9	17	-3	12	4	1	1	86	9.3
		(Total)	43	9	11	20	-5	14	4	1	1	95	9.5
LW	24	John Mitchell	60	9	10	19	-1	64	1	0	1	90	10.0
RW	23	Dan Sexton	17	9	8	17	-3	4	1	1	0	76	11.8
D	5	Nate Guenin	43	2	10	12	-2	44	1	1	0	64	3.1
		(Total)	73	2	15	17	+6	65	1	1	0	95	2.1
D	2	Mat Clark	80	2	14	16	-18	128	0	0	0	57	3.5
RW	20	Brian McGrattan	20	6	4	10	0	56	1	0	1	74	8.1
		(Total)	59	10	5	15	-7	153	1	0	2	123	8.1
RW	32	Matt Kennedy	57	4	9	13	-7	67	0	1	1	54	7.4
		(Total)	65	4	10	14	-11	73	0	1	1	60	6.7
C	22	MacGregor Sharp	50	6	7	13	-14	26	1	1	0	63	9.5
D	5	Brett Festerling	32	3	9	12	-10	41	2	0	1	48	6.3
RW	9	David Laliberte	30	5	4	9	-4	32	1	0	0	75	6.7
D	28	Luca Shisa	8	2	7	9	+2	4	2	0	0	24	8.3
D	7	Jake Newton	48	2	7	9	-18	6	0	0	0	65	3.1
C	9	Rick Schofield	11	3	4	7	-3	2	0	0	1	15	20.0
C	25	Stefan Chaput	27	3	4	7	-2	6	0	1	1	44	6.8
D	25	Sean Zimmerman	21	0	3	3	+2	0	0	0	0	8	0.0
		(Total)	51	0	7	7	-7	47	0	0	0	19	0.0
LW	15	Brandon McMillan	16	4	2	6	-6	10	0	0	0	35	11.4
LW	11	John Kurtz	49	4	2	6	-15	102	0	1	1	33	12.1
C	22	Peter Holland	3	3	3	6	-2	0	2	0	1	11	27.3
D	33	John de Gray	34	0	5	5	3	15	0	0	0	10	0.0
LW	28	Eric Lampe	24	2	2	4	-6	16	0	0	0	42	4.8
RW	33	Joffrey Lupul	3	1	3	4	+3	0	1	0	1	7	14.3
D	3	Joe DiPenta	70	1	3	4	+10	62	0	0	0	41	2.4
D	25	Danny Syvret	8	0	4	4	-5	11	0	0	0	10	0.0
D	24	Nigel Williams	28	0	3	3	-16	9	0	0	0	29	0.0
		(Total)	40	0	4	4	-19	11	0	0	0	38	0.0
LW	19	Rob Bordson	15	1	2	3	-3	4	0	0	0	18	5.6
LW	29	Leigh Salters	52	1	2	3	-3	111	0	0	0	22	4.5
		(Total)	53	1	2	3	-4	113	0	0	0	24	4.2
D	4	Stu Bickel	6	0	3	3	+1	14	0	0	0	3	0.0
D	18	Eric Regan	12	0	1	1	4	9	0	0	0	10	0.0
LW	27	Josh Brittain	13	0	1	1	1	48	0	0	0	2	0.0
LW	9	Ryan Hillier	1	0	0	0	0	0	0	0	0	1	0.0
LW	23	Adam Perry	2	0	0	0	0	0	0	0	0	0	0.0
RW	14	Aaron Voros	2	0	0	0	0	5	0	0	0	0	0.0
C	9	Oren Eizenman	3	0	0	0	0	0	0	0	0	2	0.0
C	20	Gabe Gauthier	4	0	0	0	0	0	0	0	0	4	0.0
LW	10	Brian Lebler	11	0	0	0	-5	22	0	0	0	12	0.0
LW	41	Jon Mirasty	16	0	0	0	-1	74	0	0	0	3	0.0
<b>TOTALS</b>			<b>80</b>	<b>217</b>	<b>357</b>	<b>572</b>	<b>-157</b>	<b>1482</b>	<b>63</b>	<b>13</b>	<b>33</b>	<b>2310</b>	<b>9.3</b>

NO.	GOALTENDER	GPI	MINS	GAA	W	L	OT	EN	SO	GA	SA	SV%	G	A	PIM
1	Ray Emery	5	303	1.98	4	1	0	0	0	10	175	.943	0	0	0
31	Jean-Philippe Levesseur	45	2450	3.01	13	23	3	4	5	123	1391	.912	0	3	2
30	Timo Pielmeier	37	1942	3.09	16	17	1	1	1	100	1069	.906	0	2	2
35	Igor Bobkov	2	120	3.51	2	0	0	0	0	7	84	.917	0	0	2
<b>TOTALS</b>		<b>80</b>	<b>4814</b>	<b>2.99</b>	<b>35</b>	<b>41</b>	<b>4</b>	<b>5</b>	<b>6</b>	<b>240</b>	<b>2719</b>	<b>.912</b>			



Come cheer on the Ducks with your fellow Season Ticket Holders! Prices have been lowered by as much as 33% and start as low as \$12 per game! Enjoy the lowest prices per game along with the best fan benefits!

**ORDER  
YOURS  
TODAY!**

877-WILD-WING


AnaheimDucks.com/SeasonTickets



**HISTORY**







**Front row (L-R):** Jonas Hiller, Executive Vice President/COO Tim Ryan, Senior Vice President of Hockey Operations David McNab, Executive Vice President/General Manager Bob Murray, Owner Henry Samueli, Teemu Selanne, Ryan Getzlaf, Saku Koivu, Owner Susan Samueli, CEO Michael Schulman, Head Coach Randy Carlyle, Dan Ellis, Ray Emery **Second row:** Vice President - THE RINKS Art Trotter, Vice President of Human Resources Jay Scott, AAM Vice President of Operations Kevin Starkey, Video Coordinator Joe Trotta, Goaltending Consultant Pete Peeters, Francois Beauchemin, Jason Blake, Todd Marchant, Lubomir Visnovsky, Assistant Coach Mike Foligno, Assistant Coach Dave Farrish, Vice President of Multi-Media and Community Development Aaron Teats, General Counsel Bernard Schneider, Vice President of Finance/CFD Doug Heller, AAM Vice President of Finance Angela Wergechik  
**Third row:** Assistant Equipment Manager Chris Aldrich, Equipment Manager Doug Shearer, Brandon McMillan, Bobby Ryan, Andreas Lilja, Corey Perry, Toni Lydman, Dan Sexton, Strength & Conditioning Coach Sean Skahan, Head Athletic Trainer Tim Clark, Assistant Athletic Trainer Rick Burrill **Back row:** Equipment Assistant Chris Kincaid, Cam Fowler, Kyle Chipchura, Brad Winchester, George Parros, Andy Sutton, Luca Sbisa, Jarkko Ruutu, Sheldon Brookbank, Massage Therapist James Partida

## POSTSEASON NOTES IN PLAYOFF SECTION

### 2010-11 REGULAR SEASON:

The Ducks finished the regular season with a record of 47-30-5 for 99 points, ranking second in the Pacific Division and fourth in the Western Conference...the club's 47 wins were tied for the second-most in franchise history (48 in 2006-07 and 47 in 2007-08).

### ANOTHER STRONG FINISH:

With 20 games left, the Ducks were 32-25-5 with 69 points and ranked 11th in the Western Conference...the Ducks went 15-5-0 over the last 20 games, climbing to fourth in the West...during that stretch, **Corey Perry** led the NHL in goals and points (19-12=31 with a +12)...the Ducks also won their last two games, 10 of their last 13 (10-3-0), and went 29-13-1 over the last 43 contests.

### PERRY WINS THE HART:

**Corey Perry** won the 2010-11 Hart Memorial Trophy as "the player adjudged to be the most valuable to his team"...Perry was the first player from a Southern California team to win the Hart Trophy since Hall-of-Famer Wayne Gretzky earned the honor with Los Angeles in 1989...Perry was also just the third player from a California team to win the Hart, joining Gretzky and San Jose's Joe Thornton (2006)... his 50 goals also won him the Maurice "Rocket" Richard Trophy as the league's top goal scorer...he tied for the league lead in GWG (11, also Ovechkin), finished third in points (98), and tied for fifth in PPG (14) and SHG (4)... he also ranked second among all NHL forwards in avg. TOI (22:18), which was also first among all right wingers...Perry co-led the NHL with 11 game-winning goals, while also leading in third-period tallies (21)

and road goals (28)...he finished the season ranked third among NHL leaders in scoring and tied for fifth in power play goals (14) and shorthanded goals.

### MORE PERRY:

Perry's 50 goals were the most by a Ducks player since Teemu Selanne scored 52 during the 1997-98 season...he became the third player in franchise history to reach the 50-goal mark and the first in the Western Conference to score 50-or-more since Calgary's Jarome Iginla in 2007-08 (50)...Perry established numerous franchise records in 2010-11, including game-winning goals, third-period goals, and shorthanded goals...in addition, his 98 points were the most by a Duck since 1997-98 when Selanne scored 47-60=107...he was named the NHL's First Star of the Month for March after becoming just the fifth NHL player since January 1997 to score 15 goals in a single month...he also co-led the NHL in scoring (21 points) and led in game-winning goals (4) in the season's final full month...his 15 goals accounted for the highest goal-scoring month by a Ducks player in club history.

### BETTER WITH AGE:

**Teemu Selanne** (40 years old in 2010-11) recorded 31-49=80 points in 73 games...25 of Selanne's 31 goals came in a tied game or a one-goal contest...he was one of 15 NHL players to average over one point-per-game (eighth with 1.10)...the second-oldest player on that list was Tampa Bay's Martin St. Louis (35 yrs.) who averaged 1.21 points-per-game...Selanne ranked third in the NHL with 16 PPG and tied for eighth in overall scoring...only two players in NHL history age 40+ have recorded more points: (Gordie Howe (DET), 1968-98,



103 pts., 40 yrs, 276 days; Johnny Bucyk (BOS), 1975-76, 83 pts., 40 yrs, 234 days...on Mar. 28 vs. Colorado, he became the first player in history age 40+ to record three goals and five points (3-2=5) in a single game and the fourth-oldest player in NHL history to record a 3+ goal game (also Howe, Bucyk & Lidstrom)...Selanne also became the first player in NHL history with four game-tying goals in the final 3:00 of the third period in one season (Feb. 11, Mar. 6, Mar. 20 and Mar. 23).

#### VISNOVSKY LEADS THE PACK:

**Lubomir Visnovsky** led NHL defensemen in scoring (68), assists (50) and points-per-game (.84), and ranked second in goals (18)...he set a Ducks record for goals by a defenseman in a single season on Apr. 2 at San Jose (previous record was 16 by Frederik Olausson, 98-99).

#### HILLER SHINES BEFORE SEASON CUT SHORT:

**Jonas Hiller** went 26-16-5 with five shutouts, a 2.56 GAA and .924 SV% before having his season cut short due to vertigo symptoms...he made only three appearances following the All-Star break, missing a total of 27 games during the second half of the season...Hiller finished tied for fifth among NHL goaltenders in SV% (.924)...he was named to the NHL 2010-11 All-Star team, the lone goaltender to represent the Western Conference...he was the second Swiss-born player to appear in an NHL All-Star Game (also Mark Streit in 2009)...Hiller stopped 15-of-17 shots in the second period (played all 20 minutes) for Team Lidstrom on Jan. 30 in Raleigh, NC... he went 10-3-0 with a .930 SV% and 2.35 GAA in his final 16 contests...his consecutive shutouts on Jan. 7 vs. CBJ (6-0) and Jan. 9 vs. SJ (1-0) marked a career first and the first time the feat had been accomplished in team history since Dec. 8-15, 2002 (J.S. Giguere).

#### ROOKIE RECORDS FALL:

**Cam Fowler** became the Ducks single-season franchise leader in goals, assists and points for a rookie defenseman (10-30=40) in 2010-11...Fowler, who had 3-8=11 points in the last 13 games, ranked third among rookies in avg. TOI (22:07) and tied for third in assists...among rookie defensemen, he finished second in goals, points and PPG (6), and tied for second in assists.

#### POSITIVE EFFORT:

**Toni Lydman** finished the season tied for second in the NHL in plus/minus (+32)...his +28 rating at home led the NHL...he was a plus-or-even in 65 of his 78 appearances in 2010-11...Lydman also ranked sixth in the NHL with 178 blocked shots.

#### 700 CLUB:

Saku Koivu's second goal on Nov. 7 vs. Nashville marked his 700th career NHL point...he became just the fourth Finnish player and 33rd European to record 700 points...Koivu joined fellow countrymen Jari Kurri (601-797=1,398), Teemu Selanne (now at 637-703=1,340) and Tomas Sandstrom (394-462=856) in reaching the 700-point milestone.

#### AT HONDA CENTER:

Anaheim completed the 2010-11 regular season campaign at Honda Center with a 26-13-2 record, earning 54 of a possible 82 standings points (.659 win percentage)...the club's 26 wins at home matched the second-most in franchise history (also 2005-06 and 2006-07).

#### PLAYOFF BOUND:

With a 2-1 victory on Apr. 8 vs. Los Angeles, the Ducks clinched a playoff berth for the fifth time in the last six NHL seasons...it marked Anaheim's eighth overall appearance in the Stanley Cup Playoffs (1997, 1999, 2003, 2006-2009, 2011).

# 2010-11 GAME-BY-GAME

#	Date	Team	W-L-OT	Record	GF-GA	Scorers	W Goal	PP	PK	SF-SA	W-L Gldr.	Attend.
1	10/08/2010	@ DETROIT	L	00-01-00	0-4		93	0-1	6-6	21-43	35 / 1	20066+
2	10/09/2010	@ NASHVILLE	L	00-02-00	1-4	11	26	0-3	6-7	37-49	35 / 1	17113+
3	10/11/2010	@ ST. LOUIS	L	00-03-00	1-5	11P	10	1-4	8-9	14-53	41 / 1	19150+
4	10/13/2010	VANCOUVER	W	01-03-00	4-3	15P,8P,10,9	9	2-5	1-3	32-39	1 / 1	17174+
5	10/15/2010	ATLANTA	O**	01-03-01	4-5	10P,32,8P,15P	34	3-7	1-4	41-33	50 / 1	13123
6	10/17/2010	PHOENIX	W	02-03-01	3-2	54,32,10	10	0-3	2-2	35-38	1 / 1	13574
7	10/20/2010	@ COLUMBUS	L	02-04-01	1-3	8	61	0-5	3-3	32-22	1 / 1	9802
8	10/21/2010	@ PHILADELPHIA	W	03-04-01	3-2	17,33,15	15	0-4	5-5	22-42	31 / 35	19012
9	10/23/2010	@ DETROIT	L	03-05-01	4-5	9,20,26,8	13	0-1	2-3	25-41	35 / 31	19401
10	10/26/2010	@ DALLAS	W	04-05-01	5-2	9,9,16,8P,10	16	1-3	4-5	26-37	1 / 32	12378
11	10/29/2010	NEW JERSEY	L	04-06-01	1-2	33P	26	1-3	4-4	28-27	30 / 1	14724
12	10/30/2010	@ SAN JOSE	L	04-07-01	2-5	15P,10P	15	2-3	4-6	24-41	30 / 31	17562+
13	11/03/2010	TAMPA BAY	W*	05-07-01	3-2	8P,51,15	15	1-5	3-4	30-34	1 / 38	13034
14	11/05/2010	PITTSBURGH	W	06-07-01	3-2	9,15,11	11	0-2	3-4	19-32	1 / 29	17174+
15	11/07/2010	NASHVILLE	W	07-07-01	5-4	8,11,17,11P,23	22	1-3	4-4	37-24	1 / 39	13520
16	11/09/2010	@ SAN JOSE	W*	08-07-01	3-2	33,10,17	17	0-2	4-4	20-41	1 / 30	17562+
17	11/10/2010	NY ISLANDERS	W	09-07-01	1-0	11	11	0-2	6-6	14-27	31 / 35	14393
18	11/12/2010	DALLAS	W	10-07-01	4-2	11,15,9P,9	9	1-3	2-2	37-29	1 / 32	13831
19	11/14/2010	@ CHICAGO	O*	10-07-02	2-3	10,10	25	0-2	2-4	26-43	50 / 1	21244+
20	11/16/2010	@ DALLAS	L	10-08-02	1-2	10P	91	1-6	4-5	27-26	32 / 1	13443
21	11/17/2010	@ MINNESOTA	O*	10-08-03	1-2	8P	20	1-1	1-1	28-27	32 / 31	16890
22	11/19/2010	COLUMBUS	L	10-09-03	3-4	11P,9S,10	22	1-4	2-3	50-29	1 / 1	13667
23	11/21/2010	EDMONTON	L	10-10-03	2-4	9P,11	83	1-5	3-3	40-25	40 / 1	14267
24	11/26/2010	CHICAGO	L	10-11-03	1-4	42P	10	1-5	2-2	27-34	50 / 1	16146
25	11/27/2010	@ PHOENIX	W	11-11-03	6-4	33,9,9,6A,10,9	10	0-3	5-6	25-34	1 / 30	12708
26	11/29/2010	LOS ANGELES	W	12-11-03	2-0	4P,33	4	1-2	3-3	19-27	1 / 32	17174+
27	12/01/2010	FLORIDA	W	13-11-03	5-3	16,15,16,10,9	10	0-1	0-2	29-32	1 / 29	12504
28	12/03/2010	DETROIT	L	13-12-03	0-4		93	0-3	1-1	41-29	35 / 1	15173
29	12/05/2010	PHOENIX	L	13-13-03	0-3		14	0-3	5-6	26-39	30 / 1	14062
30	12/07/2010	@ EDMONTON	W**	14-13-03	3-2	11,8	4	0-3	2-3	32-36	1 / 35	16839+
31	12/08/2010	@ VANCOUVER	O**	14-13-04	4-5	10P,19,8P,4	10	2-4	5-7	20-40	1 / 1	18860+
32	12/10/2010	CALGARY	W**	15-13-04	3-2	17,42	10	0-5	5-6	25-39	1 / 35	13775
33	12/12/2010	MINNESOTA	W	16-13-04	6-2	10,15,15P,10S,9,10P	15	2-6	3-4	36-22	1 / 32	14338
34	12/15/2010	@ WASHINGTON	W*	17-13-04	2-1	19P,15	15	1-2	2-2	24-32	1 / 1	18398+
35	12/16/2010	@ NY ISLANDERS	L	17-14-04	2-3	19P,33	26	1-5	2-3	32-29	39 / 31	7659
36	12/18/2010	@ CAROLINA	L	17-15-04	2-4	15,15P	12	1-7	1-3	45-32	30 / 1	16603
37	12/20/2010	@ BOSTON	W	18-15-04	3-0	64,17,10S	64	0-1	2-2	25-45	1 / 30	17565+
38	12/21/2010	@ BUFFALO	L	18-16-04	2-5	10P,10P	63	2-4	3-5	23-42	30 / 31	18690+
39	12/26/2010	@ LOS ANGELES	L	18-17-04	1-4	39	11	0-2	3-4	19-30	45 / 1	18313+
40	12/28/2010	@ PHOENIX	W	19-17-04	3-1	5,19,10	19	0-3	5-6	24-32	1 / 30	14032
41	12/31/2010	PHILADELPHIA	W	20-17-04	5-2	33,17,33P,9,17	33	1-2	2-2	27-37	1 / 35	17103
42	01/02/2011	CHICAGO	W	21-17-04	2-1	3,10	10	0-3	2-2	18-40	1 / 50	16004
43	01/05/2011	NASHVILLE	L	21-18-04	1-4	11	27	0-4	2-2	41-24	35 / 1	12216
44	01/07/2011	COLUMBUS	W	22-18-04	6-0	8P,8P,39,9,9P,8A5	8	3-4	3-3	29-27	1 / 1	12815
45	01/09/2011	SAN JOSE	W	23-18-04	1-0	9	9	0-2	3-3	28-37	1 / 31	16172
46	01/12/2011	ST. LOUIS	W	24-18-04	7-4	9P,33,9,9,10,17P,6A	10	3-4	4-5	24-34	1 / 29	12499
47	01/15/2011	@ PHOENIX	L	24-19-04	2-6	39,10P	14	1-3	5-5	28-34	30 / 1	10951
48	01/16/2011	EDMONTON	W	25-19-04	3-2	5P,8,8P	8	2-5	5-5	28-28	31 / 35	15764
49	01/18/2011	@ OTTAWA	W**	26-19-04	2-1	10	9	0-0	2-2	27-40	1 / 30	19515+
50	01/20/2011	@ TORONTO	L	26-20-04	2-5	42,64	42	0-2	2-2	28-37	35 / 1	19399+
51	01/22/2011	@ MONTREAL	W**	27-20-04	3-3	4P,9,10P	9	2-4	4-6	26-40	1 / 31	21273+
52	01/25/2011	@ COLUMBUS	W	28-20-04	4-2	8P,4P,33	33	2-3	3-5	22-37	1 / 1	11700
53	02/02/2011	SAN JOSE	L	28-21-04	3-4	19,4P,9	29	1-5	1-2	30-28	31 / 31	14486
54	02/05/2011	@ COLORADO	W	29-21-04	3-0	10P,10,10	10	1-6	3-3	29-25	31 / 31	16785
55	02/09/2011	@ VANCOUVER	W	30-21-04	4-3	33,64,9,9	9	0-2	0-1	24-38	31 / 35	18860+
56	02/11/2011	@ CALGARY	W*	31-21-04	5-4	11,11,6A5,8P,4	4	1-1	3-3	30-25	31 / 34	19289+
57	02/13/2011	@ EDMONTON	W	32-21-04	4-0	8,64,9,9	8	0-4	2-2	22-12	1 / 40	16839+
58	02/16/2011	WASHINGTON	L	32-22-04	6-7	15P,8,32,10S,17,9	28	1-2	2-2	21-31	30 / 31	15579
59	02/18/2011	@ MINNESOTA	L	32-23-04	1-5	10	7	0-5	2-4	30-26	32 / 31	18967+
60	02/19/2011	@ ST. LOUIS	L	32-24-04	3-9	37,8,15	10	0-4	2-5	25-23	30 / 31	19150+
61	02/23/2011	LOS ANGELES	L	32-25-04	2-3	8,10	33	0-1	0-0	27-18	32 / 31	17174+
62	02/25/2011	MINNESOTA	O*	32-25-05	3-3	9,23	96	0-5	4-4	48-31	60 / 38	13617
63	02/27/2011	COLORADO	W	33-25-05	2-2	15,22,6A	64	1-5	1-1	32-24	38 / 31	14510
64	03/02/2011	DETROIT	W*	34-25-05	2-1	33,9	9	0-4	8-9	28-29	38 / 35	15098
65	03/04/2011	DALLAS	W*	35-25-05	4-3	17,17P,8,17P	17	2-3	2-3	29-26	38 / 32	12883
66	03/06/2011	VANCOUVER	L	35-26-05	0-3		27	0-4	2-3	26-16	35 / 38	16356
67	03/09/2011	NY RANGERS	W	36-26-05	5-2	10,17,17,9,10	17	0-3	2-3	33-32	38 / 30	14251
68	03/11/2011	@ COLORADO	W	37-26-05	6-2	11,15P,10,42,9,19	10	1-4	4-4	33-26	38 / 30	16244
69	03/13/2011	PHOENIX	L	37-27-05	2-5	10,10P	28	1-5	2-2	38-31	30 / 38	14326
70	03/16/2011	ST. LOUIS	W	38-27-05	2-1	33,33	33	0-3	1-2	24-31	29 / 41	12604
71	03/19/2011	@ LOS ANGELES	W*	39-27-05	2-1	64,10	10	0-3	6-6	25-32	29 / 32	18118+
72	03/20/2011	CALGARY	W*	40-27-05	5-4	15,10P,23,8P,10	10	2-3	4-4	33-41	38 / 35	15177
73	03/23/2011	@ DALLAS	W*	41-27-05	4-3	17P,10,8,4	4	1-4	2-3	26-26	29 / 32	16021
74	03/24/2011	@ NASHVILLE	L	41-28-05	4-5	10,8P,8P,10	11	2-6	3-3	38-28	35 / 38	17113+
75	03/26/2011	@ CHICAGO	W	42-28-05	2-1	10,10	10	0-2	2-2	25-28	29 / 50	22115+
76	03/28/2011	COLORADO	W	43-28-05	5-4	8,33,8,4P,8P	8	2-4	1-2	42-35	29 / 30	14336
77	03/30/2011	@ CALGARY	W	44-28-05	4-2	9P,10P,17,10	17	2-6	6-7	22-25	29 / 34	19289+
78	04/02/2011	@ SAN JOSE	L	44-29-05	2-4	9,17P	16	1-4	0-1	22-33	31 / 29	17562+
79	04/03/2011	DALLAS	L	44-30-05	3-4	15,17,10S	63	0-3	5-6	27-31	32 / 29	16424
80	04/06/2011	SAN JOSE	W	45-30-05	6-2	10,4P,10,10P,8P,33P	10	4-6	4-4	34-38	29 / 30	15649
81	04/08/2011	LOS ANGELES	W	46-30-05	2-1	8,8	8	0-2	3-3	28-24	38 / 32	17587+
82	04/09/2011	@ LOS ANGELES	W	47-30-05	3-1	64,11P,23P	11	2-4	6-7	20-44	38 / 32	18203+

# 2010-11 FINAL STATS

POS	NO.	Player	GP	TOI	G	A	P	+/-	PIM	PP	SH	GW	S	S%
R	10	Corey Perry	82	22:18	50	48	98	+9	104	14	4	11	290	17.2
R	8	Teemu Selanne	73	17:56	31	49	80	+6	49	16	0	5	213	14.6
C	15	Ryan Getzlaf	67	21:51	19	57	76	+14	35	7	0	4	117	16.2
R	9	Bobby Ryan	82	20:10	34	5	37	71	+15	5	1	5	270	12.6
D	17	Lubomir Visnovsky	81	24:17	18	50	68	+18	24	5	0	4	152	11.8
C	11	Saku Koivu	75	19:08	15	30	45	-8	36	4	0	3	104	14.4
D	4	*Cam Fowler	76	22:07	10	30	40	-25	20	6	0	3	123	8.1
LW	33	Jason Blake	76	14:45	16	16	32	-5	41	3	0	3	187	8.6
D	32	Toni Lydman	78	22:10	3	22	25	+32	42	0	0	0	99	3.0
C	64	*Brandon McMillan	60	14:04	11	10	21	-5	18	2	2	2	77	14.3
RW	14	Joffrey Lupul	26	13:13	5	8	13	-4	14	2	0	1	54	9.3
RW	42	Dan Sexton	47	11:35	4	9	13	-6	4	1	0	0	78	5.1
D	5	Luca Sbisa	68	16:47	2	9	11	-11	43	1	0	0	76	2.6
L	39	Matt Beleskey	35	12:58	3	7	10	-10	36	0	0	0	58	5.2
C	22	Todd Marchant	79	13:17	1	7	8	-18	26	0	0	0	63	1.6
D	3	Andreas Lilja	52	17:25	1	6	7	-15	28	0	0	0	31	3.2
D	23	^Francois Beauchemin	27	21:42	3	2	5	-4	16	1	0	0	30	10.0
R	16	George Parros	78	6:24	3	1	4	-4	171	0	0	1	33	9.1
D	25	Andy Sutton	39	14:45	0	4	4	+1	87	0	0	0	31	0.0
C	20	Ryan Carter	18	10:44	1	2	3	-4	22	0	0	0	23	4.3
C	14	^Maxim Lapierre	21	11:34	0	3	3	-6	9	0	0	0	28	0.0
L	37	^Jarkko Ruutu	23	8:58	1	1	2	0	0	0	0	0	20	5.0
D	26	Danny Syvret	6	16:26	1	1	2	-3	4	0	0	0	8	12.5
L	19	^Brad Winchester	19	10:28	1	1	2	-9	28	0	0	0	23	4.3
D	23	Paul Mara	33	20:10	1	1	2	-1	40	0	0	1	34	2.9
C	28	Kyle Chipchura	40	7:59	0	2	2	+1	32	0	0	0	23	0.0
RW	51	*Kyle Palmieri	10	8:41	1	0	1	-1	0	0	0	0	10	10.0
D	60	Brendan Mikkelsen	5	19:24	0	1	1	+1	7	0	0	0	4	0.0
R	50	Troy Bodie	9	9:43	0	1	1	-3	7	0	0	0	5	0.0
D	53	Brett Festerling	1	14:53	1	0	0	-2	0	0	0	0	0	0.0
C	63	*Nick Bonino	26	9:48	0	0	0	-3	0	0	0	0	23	0.0
D	21	Sheldon Brookbank	40	13:19	0	0	0	-8	63	0	0	0	29	0.0
L	34	Aaron Voros	12	5:32	0	0	0	-4	43	0	0	0	8	0.0
L	12	Josh Green	12	10:00	0	0	0	-3	6	0	0	0	10	0.0

NO.	PLAYER	GP	MIN	GAA	W	L	OT	SO	GA	SA	SV%	G	A	PIM
1	Jonas Hiller	49	2672	2.56	26	16	3	5	114	1493	.924	0	1	0
29	Ray Emery	10	527	2.28	7	2	0	0	20	272	.926	0	0	0
38	^Dan Ellis	13	729	2.39	8	3	1	0	29	348	.917	0	0	0
31	Curtis McElhinney	12	996	3.43	6	9	1	2	57	516	.890	0	1	0
30	Timo Pielmeier	1	40	7.50	0	0	0	0	5	12	.583	0	0	0
<b>ANA GOALTENDING TOTALS</b>		<b>82</b>	<b>4993</b>	<b>2.80</b>	<b>47</b>	<b>30</b>	<b>5</b>	<b>7</b>	<b>233</b>	<b>2648</b>	<b>.912</b>			

\* Rookie

^ Acquired Midseason

## NHL PLAYERS ACQUIRED MIDSEASON

POS	NO.	Player	TEAM	GP	TOI	G	A	P	+/-	PIM	PP	SH	GW	S	S%
D	23	Francois Beauchemin	TOR	54	23:45	2	10	12	-4	16	0	0	0	76	2.6
			ANA	27	21:42	3	2	5	-4	16	1	0	0	30	10.0
			<b>TOTAL</b>												
C	14	Maxim Lapierre	MTL	38	11:41	5	3	8	-7	63	0	0	0	78	6.4
			ANA	21	11:34	0	3	3	-6	9	0	0	0	28	0.0
			VAN	19	11:32	1	0	1	-1	8	0	0	0	23	4.3
			<b>TOTAL</b>	<b>78</b>	<b>11:37</b>	<b>6</b>	<b>6</b>	<b>12</b>	<b>-14</b>	<b>80</b>	<b>0</b>	<b>0</b>	<b>0</b>	<b>129</b>	<b>4.7</b>
L	37	Jarkko Ruutu	OTT	50	12:28	2	8	10	-2	59	0	0	1	46	4.3
			ANA	23	8:58	1	1	2	0	38	0	0	0	20	5.0
			<b>TOTAL</b>	<b>73</b>	<b>11:22</b>	<b>3</b>	<b>9</b>	<b>12</b>	<b>-2</b>	<b>97</b>	<b>0</b>	<b>0</b>	<b>1</b>	<b>66</b>	<b>4.5</b>
L	19	Brad Winchester	STL	57	10:29	9	5	14	-9	86	3	0	1	67	13.4
			ANA	19	10:28	1	1	2	-9	28	0	0	0	23	4.3
			<b>TOTAL</b>	<b>76</b>	<b>10:29</b>	<b>10</b>	<b>6</b>	<b>16</b>	<b>-18</b>	<b>114</b>	<b>3</b>	<b>0</b>	<b>1</b>	<b>90</b>	<b>11.1</b>

NO.	PLAYER	TEAM	GP	MIN	GAA	W	L	OT	SO	GA	SA	SV%	G	A	PIM
38	Dan Ellis	TB	31	1679	2.93	13	7	6	2	82	741	.889	0	1	0
		ANA	13	729	2.39	8	3	1	0	29	348	.917	0	0	0
		<b>TOTAL</b>	<b>44</b>	<b>2408</b>	<b>2.77</b>	<b>21</b>	<b>10</b>	<b>7</b>	<b>2</b>	<b>111</b>	<b>1089</b>	<b>.898</b>	<b>0</b>	<b>1</b>	<b>0</b>



# 2010-11 PLAYER GAME-BY-GAME

## BEAUCHEMIN (w/TOR)

Oct. 7	vs. MTL	0-0	1/0	22:21
Oct. 9	vs. OTT	0-0	3/1	18:41
Oct. 13	@ PIT	1-0	1/1	24:02
Oct. 15	@ NYR	0-0	2/0	27:36
Oct. 18	vs. NYI	0-0	1/1	24:40
Oct. 21	vs. NYR	0-0	2/1	23:43
Oct. 23	@ PHI	0-1	0/1	22:14
Oct. 26	vs. FLA	0-0	0/0	22:10
Oct. 28	@ BOS	0-0	2/0	24:13
Oct. 30	vs. NYR	0-0	5/0	24:00
Nov. 2	vs. OTT	0-1	7/1	27:35
Nov. 3	@ WSH	0-0	1/2	28:14
Nov. 6	vs. BUF	0-0	0/1	29:16
Nov. 9	@ TB	0-0	3/0	23:19
Nov. 10	@ FLA	0-0	1/0	23:56
Nov. 13	vs. VAN	0-2	2/2	24:55
Nov. 16	vs. NSH	0-0	0/2	23:42
Nov. 18	vs. NJ	0-0	2/0	23:35
Nov. 20	@ MTL	0-0	1/0	26:05
Nov. 22	vs. DAL	0-0	0/2	27:30
Nov. 26	@ BUF	0-0	1/1	21:31
Nov. 27	@ OTT	0-0	1/1	22:54
Nov. 30	vs. TB	0-0	3/1	25:14
Dec. 2	vs. EDM	0-0	1/2	21:50
Dec. 4	vs. BOS	0-0	2/1	24:40
Dec. 6	@ WSH	0-0	1/0	25:38
Dec. 8	@ PIT	0-0	1/2	21:29
Dec. 9	vs. PHI	0-0	4/1	25:09
Dec. 11	vs. MTL	0-0	0/1	23:44
Dec. 14	@ EDM	0-0	0/1	22:24
Dec. 16	@ CGY	0-1	0/1	21:24
Dec. 18	@ VAN	0-0	3/0	26:31
Dec. 20	vs. ATL	0-0	1/2	21:41
Dec. 26	@ NJ	0-0	1/1	22:44
Dec. 28	vs. CAR	0-0	0/0	22:20
Dec. 30	vs. CBJ	0-0	2/1	22:47
Jan. 1	@ OTT	0-0	0/2	22:40
Jan. 3	vs. BOS	0-0	6/1	23:56
Jan. 6	vs. STL	0-2	0/3	28:34
Jan. 7	@ ATL	0-2	0/1	17:33
Jan. 10	@ LA	0-0	0/1	24:22
Jan. 11	@ SJ	0-0	2/0	24:50
Jan. 13	@ PHX	0-0	0/0	20:05
Jan. 15	vs. CGY	0-0	0/0	28:03
Jan. 19	@ NYR	0-0	1/3	22:11
Jan. 20	vs. ANA	0-0	2/1	23:26
Jan. 22	vs. WSH	0-0	1/1	20:19
Jan. 24	@ CAR	0-1	1/0	20:47
Jan. 25	@ TB	0-0	0/0	27:30
Feb. 1	vs. FLA	0-0	0/1	17:00
Feb. 3	vs. CAR	0-0	2/2	25:20
Feb. 5	@ BUF	1-0	2/0	23:50
Feb. 7	vs. ATL	0-0	2/1	27:21
Feb. 8	@ NYI	0-0	2/0	21:15
Feb. 9	Acquired by Anaheim			
Feb. 11	@ CGY	0-0	1/2	18:07
Feb. 13	@ EDM	0-0	1/0	16:06
Feb. 16	vs. WSH	0-0	0/1	16:02
Feb. 18	@ MIN	0-0	1/0	22:21
Feb. 19	@ STL	0-0	0/1	17:43
Feb. 23	vs. LA	0-0	1/1	17:05
Feb. 25	vs. MIN	1-0	2/1	21:19
Feb. 27	vs. COL	0-1	4/0	15:19
Mar. 2	vs. DET	0-0	2/0	24:04
Mar. 4	vs. DAL	0-0	0/1	21:06
Mar. 6	vs. VAN	0-0	0/0	21:03
Mar. 9	vs. NYR	0-0	0/1	24:12
Mar. 11	@ COL	0-0	2/2	21:16
Mar. 13	vs. PHX	0-0	1/1	17:44
Mar. 16	vs. STL	0-0	1/0	20:28
Mar. 19	@ LA	0-1	1/2	26:17
Mar. 20	vs. CGY	1-0	1/1	25:12
Mar. 23	@ DAL	0-0	3/0	26:18
Mar. 24	@ NSH	0-0	4/2	20:47
Mar. 26	@ CHI	0-0	0/1	24:55
Mar. 28	vs. COL	0-0	0/1	20:51
Mar. 30	@ CGY	0-0	1/1	27:07
Apr. 2	@ SJ	0-0	1/0	22:03
Apr. 3	vs. DAL	0-0	0/1	22:44
Apr. 6	vs. SJ	0-0	1/1	25:14
Apr. 8	vs. LA	0-0	0/1	27:47
Apr. 9	@ LA	1-0	2/0	22:55

## BELESKEY

Oct. 8	@ DET	0-0	4/3	15:02
Oct. 9	@ NSH	0-0	2/2	12:21
Oct. 11	@ STL	0-0	0/1	12:32
Oct. 13	vs. VAN	0-0	1/1	13:30
Oct. 15	vs. ATL	0-1	3/1	14:42
Oct. 17	vs. PHX	0-0	0/1	13:36
Oct. 20	@ CBJ	0-0	1/0	14:02
Oct. 21	@ PHI	0-1	1/2	15:38
Oct. 23	@ DET	0-0	4/0	19:17
Oct. 26	@ DAL	0-0	1/0	12:32
Oct. 29	vs. NJ	INJ		
Oct. 30	@ SJ	INJ		
Nov. 3	vs. TB	INJ		
Nov. 5	vs. PIT	INJ		
Nov. 7	vs. NSH	INJ		
Nov. 9	@ SJ	INJ		
Nov. 10	vs. NYI	INJ		
Nov. 12	vs. DAL	MIN		
Nov. 14	@ CHI	MIN		
Nov. 16	@ DAL	MIN		
Nov. 17	@ MIN	MIN		
Nov. 19	vs. CBJ	MIN		
Nov. 21	vs. EDM	MIN		
Nov. 26	vs. CHI	MIN		
Nov. 27	@ PHX	MIN		
Nov. 29	vs. LA	MIN		
Dec. 1	vs. FLA	MIN		
Dec. 3	vs. DET	0-0	4/2	12:39
Dec. 5	vs. PHX	0-0	4/0	8:44
Dec. 7	@ EDM	0-0	0/0	7:13
Dec. 8	@ VAN	MIN		
Dec. 10	vs. CGY	MIN		
Dec. 12	vs. MIN	MIN		
Dec. 15	@ WSH	MIN		
Dec. 16	@ NYI	MIN		
Dec. 18	@ CAR	MIN		
Dec. 20	@ BOS	MIN		
Dec. 21	@ BUF	MIN		
Dec. 26	@ LA	1-0	3/1	15:55
Dec. 28	@ PHX	0-0	2/1	16:47
Dec. 31	vs. PHI	0-0	0/1	15:24
Jan. 2	vs. CHI	0-1	1/1	15:21
Jan. 5	vs. NSH	0-0	3/1	12:46
Jan. 7	vs. CBJ	1-1	2/2	12:00
Jan. 9	vs. SJ	0-0	2/0	13:52
Jan. 12	vs. STL	0-1	2/0	15:08
Jan. 15	@ PHX	1-0	2/1	11:54
Jan. 16	vs. EDM	0-0	1/1	17:40
Jan. 18	@ OTT	0-1	3/1	16:26
Jan. 20	@ TOR	0-1	2/2	14:57
Jan. 22	@ MTL	0-0	1/1	11:38
Jan. 25	@ CBJ	0-0	0/0	11:41
Feb. 2	vs. SJ	MIN		
Feb. 5	@ COL	MIN		
Feb. 9	@ VAN	MIN		
Feb. 11	@ CGY	MIN		
Feb. 13	@ EDM	MIN		
Feb. 16	vs. WSH	MIN		
Feb. 18	@ MIN	MIN		
Feb. 19	@ STL	MIN		
Feb. 23	vs. LA	MIN		
Feb. 25	vs. MIN	MIN		
Feb. 27	vs. COL	MIN		
Mar. 2	vs. DET	MIN		
Mar. 4	vs. DAL	MIN		
Mar. 6	vs. VAN	MIN		
Mar. 9	vs. NYR	MIN		
Mar. 11	@ COL	MIN		
Mar. 13	vs. PHX	MIN		
Mar. 16	vs. STL	MIN		
Mar. 19	@ LA	MIN		
Mar. 20	vs. CGY	MIN		
Mar. 23	@ DAL	MIN		
Mar. 24	@ NSH	MIN		
Mar. 26	@ CHI	0-0	3/0	11:01
Mar. 28	vs. COL	0-0	0/1	10:10
Mar. 30	@ CGY	0-0	2/0	8:46
Apr. 2	@ SJ	0-0	0/1	11:44
Apr. 3	vs. DAL	0-0	1/2	10:32
Apr. 6	vs. SJ	0-0	0/2	9:59
Apr. 8	vs. LA	0-0	3/0	8:46
Apr. 9	@ LA	0-0	0/0	10:09

## BLAKE

Oct. 8	@ DET	0-0	0/0	12:37
Oct. 9	@ NSH	0-0	5/1	14:49
Oct. 11	@ STL	0-0	0/1	10:07
Oct. 13	vs. VAN	0-0	2/0	17:09
Oct. 15	vs. ATL	0-0	1/1	13:09
Oct. 17	vs. PHX	0-0	1/1	12:28
Oct. 20	@ CBJ	1-1	3/1	15:34
Oct. 21	@ PHI	1-0	1/0	12:39
Oct. 23	@ DET	0-0	1/1	16:23
Oct. 26	@ DAL	DND		
Oct. 29	vs. NJ	1-0	7/0	12:59
Oct. 30	@ SJ	0-0	2/2	12:33
Nov. 3	vs. TB	0-0	3/0	16:00
Nov. 5	vs. PIT	0-0	0/1	13:26
Nov. 7	vs. NSH	0-2	1/0	13:45
Nov. 9	@ SJ	1-0	2/1	16:09
Nov. 10	vs. NYI	0-0	0/1	12:14
Nov. 12	vs. DAL	0-1	3/0	16:40
Nov. 14	@ CHI	0-0	1/1	17:52
Nov. 16	@ DAL	0-0	3/1	14:58
Nov. 17	@ MIN	0-0	3/0	16:59
Nov. 19	vs. CBJ	0-0	9/0	18:11
Nov. 21	vs. EDM	0-1	6/0	17:35
Nov. 26	vs. CHI	0-0	2/2	16:54
Nov. 27	@ PHX	1-0	1/0	15:48
Nov. 29	vs. LA	1-0	3/1	16:57
Dec. 1	vs. FLA	0-0	1/1	15:52
Dec. 3	vs. DET	0-0	6/2	18:08
Dec. 5	vs. PHX	0-0	2/0	10:03
Dec. 7	@ EDM	0-0	1/2	14:37
Dec. 8	@ VAN	0-0	2/1	13:22
Dec. 10	vs. CGY	0-0	2/1	16:46
Dec. 12	vs. MIN	0-0	4/0	16:08
Dec. 15	@ WSH	0-0	4/0	16:38
Dec. 16	@ NYI	1-1	2/0	16:25
Dec. 18	@ CAR	0-0	3/1	18:18
Dec. 20	@ BOS	0-0	2/0	6:17
Dec. 21	@ BUF	0-0	0/0	2:39
Dec. 26	@ LA	0-0	2/0	14:53
Dec. 28	@ PHX	0-0	1/1	11:54
Dec. 31	vs. PHI	2-0w	4/2	15:24
Jan. 2	vs. CHI	0-0	0/0	1:21
Jan. 5	vs. NSH	INJ		
Jan. 7	vs. CBJ	0-0	3/0	15:25
Jan. 9	vs. SJ	0-0	2/0	16:04
Jan. 12	vs. STL	1-0	3/1	15:06
Jan. 15	@ PHX	0-1	3/1	11:59
Jan. 16	vs. EDM	0-1	3/2	15:02
Jan. 18	@ OTT	0-0	3/0	18:50
Jan. 20	@ TOR	0-0	2/2	17:14
Jan. 22	@ MTL	0-0	1/1	12:57
Jan. 25	@ CBJ	1-0w	3/1	19:59
Feb. 2	vs. SJ	0-0	0/1	17:22
Feb. 5	@ COL	0-0	2/0	18:01
Feb. 9	@ VAN	1-0	7/1	18:57
Feb. 11	@ CGY	0-2	4/2	17:08
Feb. 13	@ EDM	0-1	3/1	17:51
Feb. 16	vs. WSH	0-1	3/2	16:30
Feb. 18	@ MIN	0-0	2/2	16:55
Feb. 19	@ STL	0-0	1/1	12:36
Feb. 23	vs. LA	0-0	2/1	14:59
Feb. 25	vs. MIN	0-2	5/2	17:33
Feb. 27	vs. COL	0-0	2/0	12:17
Mar. 2	vs. DET	1-0	2/1	9:27
Mar. 4	vs. DAL	INJ		
Mar. 6	vs. VAN	INJ		
Mar. 9	vs. NYR	DND		
Mar. 11	@ COL	DND		
Mar. 13	vs. PHX	0-0	2/1	10:00
Mar. 16	vs. STL	2-0w	5/2	17:06
Mar. 19	@ LA	0-0	5/0	14:24
Mar. 20	vs. CGY	0-0	2/2	13:17
Mar. 23	@ DAL	0-0	2/0	19:35
Mar. 24	@ NSH	0-0	0/1	12:35
Mar. 26	@ CHI	0-0	2/1	14:35
Mar. 28	vs. COL	1-0	3/2	14:30
Mar. 30	@ CGY	0-0	0/1	12:44
Apr. 2	@ SJ	0-0	2/0	16:58
Apr. 3	vs. DAL	0-0	1/1	13:49
Apr. 6	vs. SJ	1-0	3/0	17:21
Apr. 8	vs. LA	0-2	5/1	15:38
Apr. 9	@ LA	0-0	3/0	14:21

# 2010-11 PLAYER GAME-BY-GAME

## BROOKBANK

Oct. 8	@ DET	0-0	2/-2	15:58
Oct. 9	@ NSH	0-0	1/2	18:15
Oct. 11	@ STL	0-0	0/0	17:10
Oct. 13	vs. ATL	0-0	0/-1	13:05
Oct. 15	vs. VAN	0-0	0/0	16:37
Oct. 17	vs. PHX	0-0	3/0	19:07
Oct. 20	@ CBJ	0-0	1/-1	12:10
Oct. 21	@ PHI	0-0	1/-1	14:59
Oct. 23	@ DET	0-0	0/2	16:44
Oct. 26	@ DAL	0-0	1/0	14:07
Oct. 29	vs. NJ	0-0	2/0	11:59
Oct. 30	@ SJ	0-0	1/0	16:32
Nov. 3	vs. TB	0-0	0/-1	11:19
Nov. 5	vs. PIT	0-0	0/1	13:29
Nov. 7	vs. NSH	0-0	1/2	14:03
Nov. 9	@ SJ	0-0	0/0	11:11
Nov. 10	vs. NYI	DND		
Nov. 12	vs. DAL	DND		
Nov. 14	@ CHI	DND		
Nov. 16	@ DAL	DND		
Nov. 17	@ MIN	0-0	0/-1	17:00
Nov. 19	vs. CBJ	0-0	0/-2	10:08
Nov. 21	vs. EDM	DND		
Nov. 26	vs. CHI	DND		
Nov. 27	@ PHX	DND		
Nov. 29	vs. LA	DND		
Dec. 1	vs. FLA	DND		
Dec. 3	vs. DET	DND		
Dec. 5	vs. PHX	DND		
Dec. 7	@ EDM	DND		
Dec. 8	@ VAN	DND		
Dec. 10	vs. CGY	DND		
Dec. 12	vs. MIN	0-0	0/0	15:38
Dec. 15	@ WSH	0-0	2/0	16:25
Dec. 16	@ NYI	0-0	3/01	12:27
Dec. 18	@ CAR	0-0	0/0	15:43
Dec. 20	@ BOS	DND		
Dec. 21	@ BUF	DND		
Dec. 26	@ LA	DND		
Dec. 28	@ PHX	DND		
Dec. 31	vs. PHI	DND		
Jan. 2	vs. CHI	DND		
Jan. 5	vs. NSH	DND		
Jan. 7	vs. CBJ	DND		
Jan. 9	vs. SJ	DND		
Jan. 12	vs. STL	DND		
Jan. 15	@ PHX	DND		
Jan. 16	vs. EDM	DND		
Jan. 18	@ OTT	DND		
Jan. 20	@ TOR	0-0	1/-1	15:12
Jan. 22	@ MTL	DND		
Jan. 25	@ CBJ	DND		
Feb. 2	vs. SJ	DND		
Feb. 5	@ COL	DND		
Feb. 9	@ VAN	DND		
Feb. 11	@ CGY	DND		
Feb. 13	@ EDM	DND		
Feb. 16	vs. WSH	DND		
Feb. 18	@ MIN	DND		
Feb. 19	@ STL	DND		
Feb. 23	vs. LA	0-0	1/0	6:28
Feb. 25	vs. MIN	DND		
Feb. 27	vs. COL	0-0	0/0	4:42
Mar. 2	vs. DET	0-0	0/0	4:36
Mar. 4	vs. DAL	0-0	1/0	8:11
Mar. 6	vs. VAN	0-0	0/0	10:06
Mar. 9	vs. NYR	0-0	0/0	6:34
Mar. 11	@ COL	DND		
Mar. 13	vs. PHX	DND		
Mar. 16	vs. STL	DND		
Mar. 19	@ LA	DND		
Mar. 20	vs. CGY	0-0	0/0	13:48
Mar. 23	@ DAL	0-0	0/0	9:23
Mar. 24	@ NSH	0-0	0/0	8:05
Mar. 26	@ CHI	0-0	1/0	12:23
Mar. 28	vs. COL	0-0	0/1	15:57
Mar. 30	@ CGY	0-0	0/0	13:20
Apr. 2	@ SJ	0-0	2/-1	16:01
Apr. 3	vs. DAL	0-0	1/0	14:20
Apr. 6	vs. SJ	0-0	1/0	19:21
Apr. 8	vs. LA	0-0	1/-1	12:58
Apr. 9	@ LA	0-0	2/1	17:32

## COGLIANO (w/EDM)

Oct. 7	vs. CGY	0-0	3/0	15:14
Oct. 10	vs. FLA	0-0	2/-1	10:59
Oct. 14	@ MIN	0-0	0/0	13:57
Oct. 16	@ CGY	0-0	0/-1	12:05
Oct. 21	vs. MIN	0-0	0/0	17:23
Oct. 23	vs. SJ	0-0	3/0	16:55
Oct. 26	@ CGY	0-1	4/0	16:16
Oct. 28	@ CBJ	0-0	2/1	15:18
Oct. 29	@ CHI	1-0w	2/1	14:55
Nov. 2	vs. VAN	0-2	0/2	13:16
Nov. 5	vs. DET	0-0	0/-2	14:49
Nov. 7	@ CHI	0-0	3/-1	19:52
Nov. 9	@ CAR	0-0	2/1	18:26
Nov. 11	@ DET	0-0	1/-3	15:00
Nov. 12	@ NJ	0-0	1/-1	18:17
Nov. 14	@ NYR	0-0	1/-4	17:12
Nov. 17	vs. CHI	0-0	1/-1	19:05
Nov. 19	vs. PHX	0-0	0/0	2:42
Nov. 21	@ ANA	0-0	2/1	16:12
Nov. 23	@ PHX	0-0	0/-1	8:55
Nov. 25	vs. COL	1-0	1/2	15:29
Nov. 27	vs. SJ	0-0	0/-1	15:50
Nov. 29	@ OTT	1-1w	1/1	17:38
Dec. 1	@ MTL	0-0	0/-1	17:09
Dec. 2	@ TOR	0-0	2/0	17:25
Dec. 4	vs. STL	0-0	1/0	18:37
Dec. 7	vs. ANA	0-0	1/0	23:30
Dec. 10	vs. TB	0-1	1/0	20:01
Dec. 12	vs. VAN	0-0	0/-2	16:55
Dec. 14	vs. TOR	0-0	2/0	18:54
Dec. 16	vs. CBJ	0-0	2/0	16:41
Dec. 21	@ SJ	0-0	2/0	17:57
Dec. 23	@ LA	0-0	0/0	18:38
Dec. 26	@ VAN	0-1	2/1	17:37
Dec. 28	vs. BUF	0-0	2/1	16:50
Dec. 30	vs. COL	1-1	1/1	17:53
Jan. 1	vs. CGY	0-0	2/-2	20:49
Jan. 4	vs. DET	0-0	0/-2	17:51
Jan. 6	vs. NYI	0-2	2/1	17:49
Jan. 7	@ VAN	0-0	3/0	18:54
Jan. 11	@ DAL	0-0	2/0	16:06
Jan. 13	@ SJ	1-0	1/1	16:01
Jan. 15	@ LA	1-0	2/1	14:18
Jan. 16	@ ANA	0-0	1/0	16:38
Jan. 18	vs. MIN	0-1	1/0	17:37
Jan. 20	vs. DAL	0-1	5/1	15:30
Jan. 23	vs. NSH	1-0	2/1	18:55
Jan. 25	@ PHX	0-0	1/1	17:46
Jan. 26	@ DAL	0-0	2/-1	17:59
Feb. 2	vs. LA	0-0	2/0	15:09
Feb. 4	@ STL	0-2	2/1	17:00
Feb. 5	@ CBJ	0-0	0/-1	17:32
Feb. 7	@ NSH	1-1w	2/2	15:26
Feb. 9	vs. CHI	0-0	0/0	14:43
Feb. 12	vs. OTT	1-0	1/1	17:01
Feb. 13	vs. ANA	0-0	0/-2	16:31
Feb. 15	vs. DAL	0-0	3/0	15:10
Feb. 17	vs. MTL	0-1	1/2	15:53
Feb. 19	vs. ATL	0-0	2/0	15:25
Feb. 22	@ MIN	0-0	0/-1	16:43
Feb. 23	@ COL	0-1	0/2	20:52
Feb. 25	vs. STL	0-0	2/-3	17:24
Feb. 27	vs. BOS	0-0	0/-3	13:59
Mar. 1	vs. NSH	0-0	1/0	19:24
Mar. 3	vs. CBJ	1-0	4/1	18:59
Mar. 5	@ COL	1-1	1/0	15:38
Mar. 8	@ PHI	0-0	4/0	19:42
Mar. 9	@ WSH	0-0	3/0	16:42
Mar. 11	@ DET	0-0	0/0	18:30
Mar. 13	@ PIT	0-1	1/1	21:41
Mar. 17	vs. PHX	0-0	4/-1	20:04
Mar. 19	vs. COL	0-1	2/0	21:44
Mar. 22	@ NSH	0-1	3/-1	20:00
Mar. 24	@ STL	0-0	3/0	18:32
Mar. 26	vs. CGY	0-1	0/0	19:39
Mar. 29	vs. LA	0-0	2/0	17:09
Mar. 31	@ MIN	0-0	4/-2	18:56
Apr. 2	@ VAN	0-2	4/1	20:04
Apr. 5	vs. VAN	0-0	0/0	23:03
Apr. 6	@ CGY	0-1	3/1	19:34
Apr. 8	vs. MIN	0-0	2/0	23:47
Apr. 10	@ COL	0-0	4/0	23:02

## ELLIS (w/TB)

Oct. 9	vs. ATL	DNP		
Oct. 13	@ MTL	DNP		
Oct. 14	@ PHI	2/26	W	60
Oct. 16	@ FLA	3/15	L	15
Oct. 18	vs. DAL	DNP		
Oct. 21	vs. NYI	3/25	O	62
Oct. 22	@ ATL	DNP		
Oct. 24	vs. NSH	4/26	L	59
Oct. 27	vs. PIT	0/24	W	48
Oct. 30	@ PHX	0/23	W	60
Nov. 3	@ ANA	3/30	O	63
Nov. 4	@ LA	DNP		
Nov. 6	@ SJ	DNP		
Nov. 9	vs. TOR	0/28	W	60
Nov. 11	@ WSH	5/25	L	58
Nov. 12	@ PIT	DNP		
Nov. 14	vs. MIN	3/17	L	60
Nov. 17	@ NYI	2/36	W	60
Nov. 18	@ PHI	4/10	W	16
Nov. 20	@ BUF	DNP		
Nov. 22	vs. BOS	DNP		
Nov. 24	vs. NYR	DNP		
Nov. 26	@ WSH	2/11		31
Nov. 27	vs. FLA	3/27	O	65
Nov. 30	@ TOR	3/25	W	60
Dec. 2	@ BOS	3/10		19
Dec. 4	vs. COL	5/24	W	60
Dec. 7	@ CGY	4/19	L	58
Dec. 10	@ EDM	3/23	O	65
Dec. 11	@ VAN	4/27	W	61
Dec. 15	vs. ATL	DNP		
Dec. 18	vs. BUF	DNP		
Dec. 20	vs. CAR	1/22	W	60
Dec. 22	@ NYI	2/28	O	63
Dec. 23	@ NYR	3/37	W	65
Dec. 26	@ ATL	2/28	W	61
Dec. 28	vs. BOS	4/29	L	59
Dec. 30	vs. MTL	DNP		
Jan. 1	vs. NYR	DNP		
Jan. 4	@ WSH	DNP		
Jan. 5	@ PIT	3/18		33
Jan. 8	@ OTT	DNP		
Jan. 9	@ NJ	4/24	L	59
Jan. 12	vs. WSH	DNP		
Jan. 14	vs. NJ	1/16		44
Jan. 15	@ CAR	DNP		
Jan. 18	vs. CBJ	DNP		
Jan. 20	@ ATL	DNP		
Jan. 21	@ FLA	1/30	W	65
Jan. 23	vs. ATL	DNP		
Jan. 25	vs. TOR	DNP		
Feb. 1	vs. PHI	DNP		
Feb. 4	vs. WSH	DNP		
Feb. 6	vs. STL	3/32	W	65
Feb. 8	vs. BUF	DNP		
Feb. 12	vs. CAR	DNP		
Feb. 15	vs. PHI	DNP		
Feb. 17	vs. DET	DNP		
Feb. 19	vs. FLA	2/26	O	65
Feb. 23	vs. PHX	DNP		
Feb. 24	Acquired by Anaheim			
Feb. 25	vs. MIN	3/31	O	65
Feb. 27	vs. COL	2/24	W	60
Mar. 2	vs. DET	1/29	W	63
Mar. 4	vs. DAL	3/26	W	65
Mar. 6	vs. VAN	3/16	L	60
Mar. 9	vs. NYR	2/32	W	60
Mar. 11	@ COL	2/26	W	60
Mar. 13	vs. PHX	4/21	L	40
Mar. 16	vs. STL	DNP		
Mar. 19	@ LA	DNP		
Mar. 20	vs. CGY	4/41	W	63
Mar. 23	@ DAL	DND		
Mar. 24	@ NSH	2/19	L	46
Mar. 26	@ CHI	DND		
Mar. 28	vs. COL	DNP		
Mar. 30	@ CGY	DNP		
Apr. 2	@ SJ	DNP		
Apr. 3	vs. DAL	DNP		
Apr. 6	vs. SJ	1/15		29
Apr. 8	vs. LA	1/24	W	60
Apr. 9	@ LA	1/44	W	60

# 2010-11 PLAYER GAME-BY-GAME

## FOSTER (w/EDM)

Oct. 7	vs. CGY	0-0	0/0	19:30
Oct. 10	vs. FLA	0-0	1/1	17:48
Oct. 14	@ MIN	0-0	4/0	22:13
Oct. 16	@ CGY	0-0	5/1	18:10
Oct. 21	vs. MIN	0-1	7/1	23:02
Oct. 23	vs. SJ	0-0	5/0	20:13
Oct. 26	@ CGY	1-0	3/1	11:16
Oct. 28	@ CBJ	INJ		
Oct. 29	@ CHI	0-2	2/3	14:19
Nov. 2	vs. VAN	0-0	3/1	19:37
Nov. 5	vs. DET	0-1	6/1	19:37
Nov. 7	@ CHI	1-0	3/0	17:31
Nov. 9	@ CAR	0-1	2/1	19:31
Nov. 11	@ DET	0-1	3/2	19:33
Nov. 12	@ NJ	0-0	2/0	21:11
Nov. 14	@ NYR	0-0	1/1	21:37
Nov. 17	vs. CHI	0-0	2/2	17:54
Nov. 19	vs. PHX	0-0	6/0	18:26
Nov. 21	@ ANA	0-0	1/0	14:55
Nov. 23	@ PHX	0-0	2/0	18:08
Nov. 25	vs. COL	0-0	0/1	14:38
Nov. 27	vs. SJ	0-0	0/1	18:30
Nov. 29	@ OTT	0-0	3/0	14:58
Dec. 1	@ MTL	1-0	2/1	16:49
Dec. 2	@ TOR	0-0	2/1	16:37
Dec. 4	vs. STL	0-0	1/1	14:17
Dec. 7	vs. ANA	0-1	3/0	15:28
Dec. 10	vs. TB	0-0	3/0	17:41
Dec. 12	vs. VAN	0-1	0/1	19:52
Dec. 14	vs. TOR	0-0	2/1	18:28
Dec. 16	vs. CBJ	0-0	5/1	19:46
Dec. 21	@ SJ	0-0	0/0	17:42
Dec. 23	@ LA	0-0	0/0	19:53
Dec. 26	@ VAN	0-0	1/1	15:55
Dec. 28	vs. BUF	0-0	4/2	22:18
Dec. 30	vs. COL	0-0	10/0	23:50
Jan. 1	vs. CGY	0-0	3/0	20:13
Jan. 4	vs. DET	0-0	2/2	18:50
Jan. 6	vs. NYI	DND		
Jan. 7	@ VAN	0-0	2/0	15:51
Jan. 11	@ DAL	0-0	3/1	16:35
Jan. 13	@ SJ	0-0	2/1	15:44
Jan. 15	@ LA	0-0	2/2	19:19
Jan. 16	@ ANA	DND		
Jan. 18	vs. MIN	0-0	3/0	19:13
Jan. 20	vs. DAL	0-0	1/2	17:51
Jan. 23	vs. NSH	0-0	1/0	14:54
Jan. 25	@ PHX	0-1	3/1	17:12
Jan. 26	@ DAL	0-0	3/1	15:54
Feb. 2	vs. LA	0-0	6/1	19:06
Feb. 4	@ STL	0-0	2/0	18:44
Feb. 5	@ CBJ	DND		
Feb. 7	@ NSH	0-0	0/0	17:07
Feb. 9	vs. CHI	0-0	2/0	15:00
Feb. 12	vs. OTT	0-1	1/2	17:16
Feb. 13	vs. ANA	0-0	2/0	18:06
Feb. 15	vs. DAL	0-0	6/1	14:59
Feb. 17	vs. MTL	0-0	0/0	12:27
Feb. 19	vs. ATL	0-1	3/0	14:48
Feb. 22	@ MIN	1-0	2/1	18:41
Feb. 23	@ COL	1-0	1/1	15:01
Feb. 25	vs. STL	0-0	3/1	18:42
Feb. 27	vs. BOS	0-0	1/0	23:46
Mar. 1	vs. NSH	0-0	4/1	18:48
Mar. 3	vs. CBJ	0-0	8/0	17:41
Mar. 5	@ COL	0-0	0/1	15:02
Mar. 8	@ PHI	0-0	2/0	19:16
Mar. 9	@ WSH	0-0	3/2	15:36
Mar. 11	@ DET	0-0	1/0	13:41
Mar. 13	@ PIT	0-0	3/1	15:16
Mar. 17	vs. PHX	0-0	2/0	21:09
Mar. 19	vs. COL	1-1	4/1	20:27
Mar. 22	@ NSH	0-0	0/1	16:01
Mar. 24	@ STL	DND		
Mar. 26	vs. CGY	DND		
Mar. 29	vs. LA	DND		
Mar. 31	@ MIN	DND		
Apr. 2	@ VAN	1-1	1/0	14:19
Apr. 5	vs. VAN	0-0	0/0	17:40
Apr. 6	@ CGY	0-0	0/1	15:07
Apr. 8	vs. MIN	0-0	3/0	16:28
Apr. 10	@ COL	1-1	3/1	13:44

## FWOYLER

Oct. 8	@ DET	0-0	0/0	21:20
Oct. 9	@ NSH	0-1	2/0	21:48
Oct. 11	@ STL	0-0	1/2	25:22
Oct. 13	vs. VAN	0-1	1/0	21:11
Oct. 15	vs. ATL	0-0	1/0	22:02
Oct. 17	vs. PHX	1-0	2/1	8:51
Oct. 20	@ CBJ	INJ		
Oct. 21	@ PHI	INJ		
Oct. 23	@ DET	INJ		
Oct. 26	@ DAL	INJ		
Oct. 29	vs. NJ	INJ		
Oct. 30	@ SJ	INJ		
Nov. 3	vs. TB	0-0	1/0	24:49
Nov. 5	vs. PIT	0-0	1/1	20:57
Nov. 7	vs. NSH	0-0	1/2	21:44
Nov. 9	@ SJ	0-0	0/1	23:39
Nov. 10	vs. NYI	0-1	1/1	17:27
Nov. 12	vs. DAL	0-2	2/1	24:16
Nov. 14	@ CHI	0-1	2/1	25:01
Nov. 16	@ DAL	0-0	1/1	21:37
Nov. 17	@ MIN	0-0	1/1	22:27
Nov. 19	vs. CBJ	0-0	7/0	26:37
Nov. 21	vs. EDM	0-1	4/2	24:39
Nov. 26	vs. CHI	0-1	0/3	24:10
Nov. 27	@ PHX	0-2	1/1	22:06
Nov. 29	vs. LA	1-0w	3/0	19:48
Dec. 1	vs. FLA	0-0	1/0	20:42
Dec. 3	vs. DET	0-0	4/0	24:15
Dec. 5	vs. PHX	0-0	0/0	20:19
Dec. 7	@ EDM	0-0	0/1	16:24
Dec. 8	@ VAN	0-0	0/1	11:29
Dec. 10	vs. CGY	0-0	2/1	20:53
Dec. 12	vs. MIN	0-1	0/1	22:48
Dec. 15	@ WSH	0-1	0/0	20:18
Dec. 16	@ NYI	0-1	3/1	23:03
Dec. 18	@ CAR	0-0	1/0	25:23
Dec. 20	@ BOS	0-0	0/0	19:54
Dec. 21	@ BUF	0-1	0/1	22:40
Dec. 26	@ LA	0-0	1/3	20:49
Dec. 28	@ PHX	0-0	1/1	19:36
Dec. 31	vs. PHI	0-0	3/0	24:51
Jan. 2	vs. CHI	0-0	0/1	21:32
Jan. 5	vs. NSH	0-0	2/1	22:45
Jan. 7	vs. CBJ	0-3	1/2	24:19
Jan. 9	vs. SJ	0-0	1/0	24:40
Jan. 12	vs. STL	0-2	0/0	23:18
Jan. 15	@ PHX	0-0	2/3	22:32
Jan. 16	vs. EDM	0-1	1/2	24:38
Jan. 18	@ OTT	0-0	1/0	21:51
Jan. 20	@ TOR	0-0	0/3	22:56
Jan. 22	@ MTL	1-0	4/1	25:13
Jan. 25	@ CBJ	1-0	3/1	19:49
Feb. 2	vs. SJ	1-0	4/2	25:27
Feb. 5	@ COL	0-1	1/0	23:22
Feb. 9	@ VAN	0-0	2/1	23:41
Feb. 11	@ CGY	1-0w	4/1	22:17
Feb. 13	@ EDM	0-0	0/0	23:01
Feb. 16	vs. WSH	0-0	2/5	21:55
Feb. 18	@ MIN	0-0	1/2	22:17
Feb. 19	@ STL	0-0	2/1	23:41
Feb. 23	vs. LA	0-0	0/1	22:54
Feb. 25	vs. MIN	0-0	4/1	27:00
Feb. 27	vs. COL	0-0	3/1	25:18
Mar. 2	vs. DET	0-0	1/0	22:37
Mar. 4	vs. DAL	0-0	2/1	25:38
Mar. 6	vs. VAN	0-0	1/2	22:59
Mar. 9	vs. NYR	0-0	1/1	15:40
Mar. 11	@ COL	0-0	2/1	23:13
Mar. 13	vs. PHX	0-1	5/1	22:14
Mar. 16	vs. STL	0-1	1/1	18:04
Mar. 19	@ LA	0-1	1/0	20:25
Mar. 20	vs. CGY	0-0	1/1	21:25
Mar. 23	@ DAL	1-1w	2/0	18:03
Mar. 24	@ NSH	0-0	2/1	20:37
Mar. 26	@ CHI	0-0	0/0	16:45
Mar. 28	vs. COL	1-1	4/0	23:30
Mar. 30	@ CGY	0-1	1/1	18:24
Apr. 2	@ SJ	0-1	2/0	22:37
Apr. 3	vs. DAL	0-0	0/1	18:51
Apr. 6	vs. SJ	1-1	2/1	21:16
Apr. 8	vs. LA	0-0	1/1	18:59
Apr. 9	@ LA	0-0	1/0	20:35

## GETZLAF

Oct. 8	@ DET	0-0	0/2	21:09
Oct. 9	@ NSH	0-0	4/1	21:03
Oct. 11	@ STL	0-0	4/2	20:34
Oct. 13	vs. VAN	1-3	1/2	20:45
Oct. 15	vs. ATL	1-1	2/0	21:56
Oct. 17	vs. PHX	0-2	1/3	21:35
Oct. 20	@ CBJ	0-0	2/1	21:08
Oct. 21	@ PHI	1-1w	2/2	20:17
Oct. 23	@ DET	0-1	0/1	20:51
Oct. 26	@ DAL	0-2	0/1	19:34
Oct. 29	vs. NJ	0-0	0/1	18:29
Oct. 30	@ SJ	1-1	3/3	18:34
Nov. 3	vs. TB	1-0w	1/1	21:55
Nov. 5	vs. PIT	1-0	1/0	20:12
Nov. 7	vs. NSH	0-0	1/0	19:02
Nov. 9	@ SJ	0-1	3/1	21:34
Nov. 10	vs. NYI	0-0	0/0	15:47
Nov. 12	vs. DAL	1-0	3/2	20:40
Nov. 14	@ CHI	0-0	0/1	23:33
Nov. 16	@ DAL	0-0	1/0	20:18
Nov. 17	@ MIN	0-1	2/2	23:40
Nov. 19	vs. CBJ	0-1	2/0	20:44
Nov. 21	vs. EDM	0-0	1/2	22:10
Nov. 26	vs. CHI	0-0	2/1	22:37
Nov. 27	@ PHX	0-4	1/3	19:44
Nov. 29	vs. LA	0-0	2/0	18:38
Dec. 1	vs. FLA	1-1	4/3	20:00
Dec. 3	vs. DET	0-0	4/1	21:31
Dec. 5	vs. PHX	0-0	2/1	21:05
Dec. 7	@ EDM	0-0	1/0	25:26
Dec. 8	@ VAN	0-1	1/1	29:41
Dec. 10	vs. CGY	0-1	1/1	22:23
Dec. 12	vs. MIN	2-1w	4/3	17:50
Dec. 15	@ WSH	1-0w	3/0	25:06
Dec. 16	@ NYI	0-0	0/1	26:14
Dec. 18	@ CAR	2-0	4/0	25:08
Dec. 20	@ BOS	0-0	0/0	22:01
Dec. 21	@ BUF	0-1	0/1	19:07
Dec. 26	@ LA	0-1	1/0	20:39
Dec. 28	@ PHX	0-0	1/1	9:19
Dec. 31	vs. PHI	INJ		
Jan. 2	vs. CHI	INJ		
Jan. 5	vs. NSH	INJ		
Jan. 7	vs. CBJ	INJ		
Jan. 9	vs. SJ	INJ		
Jan. 12	vs. STL	INJ		
Jan. 15	@ PHX	INJ		
Jan. 16	vs. EDM	INJ		
Jan. 18	@ OTT	INJ		
Jan. 20	@ TOR	INJ		
Jan. 22	@ MTL	INJ		
Jan. 25	@ CBJ	INJ		
Feb. 2	vs. SJ	INJ		
Feb. 5	@ COL	INJ		
Feb. 9	@ VAN	0-1	0/2	21:45
Feb. 11	@ CGY	0-1	0/3	21:40
Feb. 13	@ EDM	0-2	1/2	20:22
Feb. 16	vs. WSH	1-3	1/1	21:13
Feb. 18	@ MIN	0-1	0/0	18:27
Feb. 19	@ STL	1-0	3/2	23:17
Feb. 23	vs. LA	DND		
Feb. 25	vs. MIN	0-1	3/0	25:09
Feb. 27	vs. COL	1-0	3/0	24:36
Mar. 2	vs. DET	0-0	2/0	24:16
Mar. 4	vs. DAL	0-3	1/1	23:35
Mar. 6	vs. VAN	0-0	11/0	21:36
Mar. 9	vs. NYR	0-1	2/3	21:13
Mar. 11	@ COL	1-2	2/1	18:33
Mar. 13	vs. PHX	0-1	1/2	26:13
Mar. 16	vs. STL	0-0	1/0	22:22
Mar. 19	@ LA	0-0	0/1	20:42
Mar. 20	vs. CGY	1-3	3/3	23:19
Mar. 23	@ DAL	0-2	1/3	25:15
Mar. 24	@ NSH	0-3	1/1	25:24
Mar. 26	@ CHI	0-2	5/2	24:57
Mar. 28	vs. COL	0-1	1/1	22:33
Mar. 30	@ CGY	0-0	0/2	22:25
Apr. 2	@ SJ	0-1	1/1	24:10
Apr. 3	vs. DAL	1-0	5/0	22:18
Apr. 6	vs. SJ	0-4	2/2	20:09
Apr. 8	vs. LA	0-0	0/0	27:10
Apr. 9	@ LA	0-1	1/0	29:31

# 2010-11 PLAYER GAME-BY-GAME

## HILLER

Oct. 8	@ DET	4/43	L	60
Oct. 9	@ NSH	4/49	L	60
Oct. 11	@ STL	4/34	L	36
Oct. 13	vs. VAN	3/39	W	60
Oct. 15	vs. ATL	4/33	O	65
Oct. 17	vs. PHX	2/38	W	60
Oct. 20	@ CBJ	2/21	L	59
Oct. 21	@ PHI	DNP		
Oct. 23	@ DET	DNP		
Oct. 26	@ DAL	2/37	W	60
Oct. 29	vs. NJ	2/27	L	59
Oct. 30	@ SJ	DNP		
Nov. 3	vs. TB	2/34	W	63
Nov. 5	vs. PIT	2/32	W	60
Nov. 7	vs. NSH	4/24	W	60
Nov. 9	@ SJ	2/41	W	64
Nov. 10	vs. NYI	DNP		
Nov. 12	vs. DAL	2/29	W	59
Nov. 14	@ CHI	3/43	O	65
Nov. 16	@ DAL	2/26	L	59
Nov. 17	@ MIN	DNP		
Nov. 19	vs. CBJ	4/29	L	59
Nov. 21	vs. EDM	3/25	L	59
Nov. 26	vs. CHI	4/28	L	49
Nov. 27	@ PHX	4/34	W	60
Nov. 29	vs. LA	0/27	W	60
Dec. 1	vs. FLA	3/32	W	60
Dec. 3	vs. DET	4/29	L	60
Dec. 5	vs. PHX	2/38	L	60
Dec. 7	@ EDM	2/36	W	65
Dec. 8	@ VAN	1/13	O	12
Dec. 10	vs. CGY	2/39	W	64
Dec. 12	vs. MIN	2/22	W	60
Dec. 15	@ WSH	1/32	W	64
Dec. 16	@ NYI	0/17	L	42
Dec. 18	@ CAR	3/31	L	57
Dec. 20	@ BOS	0/45	W	60
Dec. 21	@ BUF	DNP		
Dec. 26	@ LA	4/23	L	38
Dec. 28	@ PHX	1/32	W	60
Dec. 31	vs. PHI	2/37	W	60
Jan. 2	vs. CHI	1/40	W	60
Jan. 5	vs. NSH	2/22	L	59
Jan. 7	vs. CBJ	0/27	W	60
Jan. 9	vs. SJ	0/37	W	60
Jan. 12	vs. STL	4/34	W	60
Jan. 15	@ PHX	4/26	L	38
Jan. 16	vs. EDM	0/3		3
Jan. 18	@ OTT	1/40	W	65
Jan. 20	@ TOR	5/37	L	60
Jan. 22	@ MTL	3/40	W	65
Jan. 25	@ CBJ	2/37	W	60
Feb. 2	vs. SJ	3/10		11
Feb. 5	@ COL	INJ		
Feb. 9	@ VAN	INJ		
Feb. 11	@ CGY	DNP		
Feb. 13	@ EDM	0/12	W	60
Feb. 16	vs. WSH	INJ		
Feb. 18	@ MIN	INJ		
Feb. 19	@ STL	INJ		
Feb. 23	vs. LA	INJ		
Feb. 25	vs. MIN	INJ		
Feb. 27	vs. COL	INJ		
Mar. 2	vs. DET	INJ		
Mar. 4	vs. DAL	INJ		
Mar. 6	vs. VAN	INJ		
Mar. 9	vs. NYR	INJ		
Mar. 11	@ COL	INJ		
Mar. 13	vs. PHX	INJ		
Mar. 16	vs. STL	INJ		
Mar. 19	@ LA	INJ		
Mar. 20	vs. CGY	INJ		
Mar. 23	@ DAL	DNP		
Mar. 24	@ NSH	3/9		12
Mar. 26	@ CHI	DNP		
Mar. 28	vs. COL	DND		
Mar. 30	@ CGY	DND		
Apr. 2	@ SJ	DND		
Apr. 3	vs. DAL	DND		
Apr. 6	vs. SJ	DND		
Apr. 8	vs. LA	DNP		
Apr. 9	@ LA	DNP		

## KOIVU

Oct. 8	@ DET	0-0	0/1	17:09
Oct. 9	@ NSH	1-0	2/1	19:18
Oct. 11	@ STL	1-0	1/1	16:22
Oct. 13	vs. VAN	0-0	2/0	19:26
Oct. 15	vs. ATL	0-1	1/0	17:31
Oct. 17	vs. PHX	0-0	0/1	17:57
Oct. 20	@ CBJ	0-0	1/1	19:32
Oct. 21	@ PHI	0-0	0/0	20:56
Oct. 23	@ DET	0-0	0/1	16:55
Oct. 26	@ DAL	0-0	0/0	16:14
Oct. 29	vs. NJ	0-1	0/0	20:09
Oct. 30	@ SJ	0-0	1/0	20:17
Nov. 3	vs. TB	0-0	1/0	19:13
Nov. 5	vs. PIT	1-0w	2/1	18:09
Nov. 7	vs. NSH	2-0	3/0	17:46
Nov. 9	@ SJ	0-2	0/2	21:05
Nov. 10	vs. NYI	1-0w	2/1	19:09
Nov. 12	vs. DAL	1-0	4/0	20:16
Nov. 14	@ CHI	0-0	3/1	20:38
Nov. 16	@ DAL	0-0	2/1	18:11
Nov. 17	@ MIN	0-0	2/0	17:17
Nov. 19	vs. CBJ	1-0	4/0	20:06
Nov. 21	vs. EDM	1-0	2/1	21:07
Nov. 26	vs. CHI	0-1	0/1	17:57
Nov. 27	@ PHX	0-0	3/0	22:06
Nov. 29	vs. LA	0-0	0/1	18:20
Dec. 1	vs. FLA	0-0	2/1	17:04
Dec. 3	vs. DET	0-0	1/2	19:15
Dec. 5	vs. PHX	0-0	3/1	14:55
Dec. 7	@ EDM	1-1	6/2	18:41
Dec. 8	@ VAN	0-0	1/1	16:29
Dec. 10	vs. CGY	0-0	0/1	22:44
Dec. 12	vs. MIN	INJ		
Dec. 15	@ WSH	0-0	0/0	20:09
Dec. 16	@ NYI	0-1	2/0	18:12
Dec. 18	@ CAR	0-0	4/2	19:24
Dec. 20	@ BOS	0-1	1/2	18:38
Dec. 21	@ BUF	0-0	0/1	15:04
Dec. 26	@ LA	0-0	0/0	17:24
Dec. 28	@ PHX	0-1	0/1	20:46
Dec. 31	vs. PHI	0-2	1/2	18:37
Jan. 2	vs. CHI	0-0	0/0	23:13
Jan. 5	vs. NSH	1-0	1/1	20:26
Jan. 7	vs. CBJ	0-1	3/0	16:03
Jan. 9	vs. SJ	0-0	0/0	17:55
Jan. 12	vs. STL	0-1	1/1	19:29
Jan. 15	@ PHX	0-0	0/3	16:48
Jan. 16	vs. EDM	0-0	2/1	20:45
Jan. 18	@ OTT	0-0	2/0	21:45
Jan. 20	@ TOR	0-0	2/1	19:50
Jan. 22	@ MTL	0-1	1/0	21:08
Jan. 25	@ CBJ	0-2	1/1	22:36
Feb. 2	vs. SJ	0-1	1/1	25:27
Feb. 5	@ COL	0-1	1/1	21:30
Feb. 9	@ VAN	0-0	0/1	20:29
Feb. 11	@ CGY	2-1	3/3	22:22
Feb. 13	@ EDM	0-0	2/1	20:09
Feb. 16	vs. WSH	0-1	2/2	22:00
Feb. 18	@ MIN	0-0	2/1	18:00
Feb. 19	@ STL	0-0	0/1	17:34
Feb. 23	vs. LA	INJ		
Feb. 25	vs. MIN	INJ		
Feb. 27	vs. COL	INJ		
Mar. 2	vs. DET	INJ		
Mar. 4	vs. DAL	INJ		
Mar. 6	vs. VAN	INJ		
Mar. 9	vs. NYR	0-1	1/1	13:32
Mar. 11	@ COL	1-1	2/1	15:39
Mar. 13	vs. PHX	0-0	2/2	17:11
Mar. 16	vs. STL	0-1	0/2	19:03
Mar. 19	@ LA	0-0	3/0	18:47
Mar. 20	vs. CGY	0-1	0/2	18:44
Mar. 23	@ DAL	0-1	2/0	21:29
Mar. 24	@ NSH	0-0	1/1	20:31
Mar. 26	@ CHI	0-0	1/1	17:53
Mar. 28	vs. COL	0-2	4/1	20:27
Mar. 30	@ CGY	0-0	1/1	18:12
Apr. 2	@ SJ	0-0	0/1	19:38
Apr. 3	vs. DAL	0-0	3/0	19:20
Apr. 6	vs. SJ	0-1	1/1	18:28
Apr. 8	vs. LA	0-1	1/1	19:35
Apr. 9	@ LA	1-1w	1/0	18:46

## LYDMAN

Oct. 8	@ DET	INJ		
Oct. 9	@ NSH	INJ		
Oct. 11	@ STL	INJ		
Oct. 13	vs. VAN	INJ		
Oct. 15	vs. ATL	1-0	5/1	21:30
Oct. 17	vs. PHX	1-0	1/1	23:51
Oct. 20	@ CBJ	0-0	0/0	22:46
Oct. 21	@ PHI	0-0	2/0	25:21
Oct. 23	@ DET	0-0	2/0	24:17
Oct. 26	@ DAL	0-2	3/3	28:07
Oct. 29	vs. NJ	0-0	1/0	22:08
Oct. 30	@ SJ	0-0	1/0	24:39
Nov. 3	vs. TB	0-1	1/1	23:32
Nov. 5	vs. PIT	0-0	0/1	24:08
Nov. 7	vs. NSH	0-1	4/0	23:06
Nov. 9	@ SJ	0-1	4/2	26:05
Nov. 10	vs. NYI	0-0	0/0	24:26
Nov. 12	vs. DAL	0-1	1/1	21:46
Nov. 14	@ CHI	0-0	1/1	27:27
Nov. 16	@ DAL	0-0	3/0	20:51
Nov. 17	@ MIN	0-0	1/0	22:27
Nov. 19	vs. CBJ	0-0	2/1	20:03
Nov. 21	vs. EDM	0-0	2/0	25:35
Nov. 26	vs. CHI	0-0	0/0	19:05
Nov. 27	@ PHX	0-0	1/1	24:31
Nov. 29	vs. LA	0-0	1/0	21:40
Dec. 1	vs. FLA	0-1	2/3	23:04
Dec. 3	vs. DET	0-0	1/2	19:30
Dec. 5	vs. PHX	0-0	2/0	21:18
Dec. 7	@ EDM	0-0	3/1	25:01
Dec. 8	@ VAN	0-0	0/1	29:15
Dec. 10	vs. CGY	0-1	1/1	24:30
Dec. 12	vs. MIN	0-1	2/3	18:18
Dec. 15	@ WSH	0-1	0/0	28:38
Dec. 16	@ NYI	0-0	0/1	21:17
Dec. 18	@ CAR	0-0	3/0	16:59
Dec. 20	@ BOS	0-0	1/1	21:49
Dec. 21	@ BUF	0-0	0/1	21:42
Dec. 26	@ LA	0-1	1/1	24:12
Dec. 28	@ PHX	0-0	2/0	24:19
Dec. 31	vs. PHI	0-2	0/3	20:31
Jan. 2	vs. CHI	0-1	0/0	24:27
Jan. 5	vs. NSH	0-0	3/0	21:16
Jan. 7	vs. CBJ	0-1	0/1	21:24
Jan. 9	vs. SJ	0-1	1/1	23:40
Jan. 12	vs. STL	0-0	1/3	21:10
Jan. 15	@ PHX	0-0	2/2	19:56
Jan. 16	vs. EDM	0-1	2/1	19:47
Jan. 18	@ OTT	0-0	1/0	26:44
Jan. 20	@ TOR	0-0	2/1	21:17
Jan. 22	@ MTL	0-0	1/0	28:15
Jan. 25	@ CBJ	0-0	0/0	24:56
Feb. 2	vs. SJ	0-0	1/0	20:57
Feb. 5	@ COL	0-0	0/1	23:49
Feb. 9	@ VAN	0-1	1/0	24:04
Feb. 11	@ CGY	0-0	4/2	26:07
Feb. 13	@ EDM	0-0	0/2	15:28
Feb. 16	vs. WSH	1-0	2/2	21:13
Feb. 18	@ MIN	0-0	2/0	20:43
Feb. 19	@ STL	0-0	0/2	18:06
Feb. 23	vs. LA	0-1	1/1	21:43
Feb. 25	vs. MIN	0-0	1/2	21:46
Feb. 27	vs. COL	0-0	0/0	22:07
Mar. 2	vs. DET	0-0	0/1	19:16
Mar. 4	vs. DAL	0-0	1/0	20:17
Mar. 6	vs. VAN	0-0	0/0	17:26
Mar. 9	vs. NYR	0-1	1/4	20:22
Mar. 11	@ COL	0-0	1/1	17:07
Mar. 13	vs. PHX	0-0	1/1	17:15
Mar. 16	vs. STL	0-0	1/1	24:35
Mar. 19	@ LA	0-0	2/0	21:49
Mar. 20	vs. CGY	0-1	2/2	24:40
Mar. 23	@ DAL	0-0	0/0	21:59
Mar. 24	@ NSH	0-0	1/0	17:51
Mar. 26	@ CHI	0-0	2/2	21:28
Mar. 28	vs. COL	0-0	0/1	20:34
Mar. 30	@ CGY	0-1	2/0	20:34
Apr. 2	@ SJ	0-0	1/2	19:38
Apr. 3	vs. DAL	0-0	0/1	21:10
Apr. 6	vs. SJ	0-0	0/1	15:53
Apr. 8	vs. LA	0-0	2/1	18:57
Apr. 9	@ LA	0-0	0/0	21:50



# 2010-11 PLAYER GAME-BY-GAME

## McMILLAN

Oct. 8	@ DET	MIN			
Oct. 9	@ NSH	MIN			
Oct. 11	@ STL	MIN			
Oct. 13	vs. VAN	MIN			
Oct. 15	vs. ATL	MIN			
Oct. 17	vs. PHX	MIN			
Oct. 20	@ CBJ	MIN			
Oct. 21	@ PHI	MIN			
Oct. 23	@ DET	MIN			
Oct. 26	@ DAL	MIN			
Oct. 29	vs. NJ	MIN			
Oct. 30	@ SJ	MIN			
Nov. 3	vs. TB	MIN			
Nov. 5	vs. PIT	MIN			
Nov. 7	vs. NSH	MIN			
Nov. 9	@ SJ	MIN			
Nov. 10	vs. NYI	MIN			
Nov. 12	vs. DAL	MIN			
Nov. 14	@ CHI	MIN			
Nov. 16	@ DAL	MIN			
Nov. 17	@ MIN	MIN			
Nov. 19	vs. CBJ	MIN			
Nov. 21	vs. EDM	0-0	0/-1	10:24	
Nov. 26	vs. CHI	0-0	0/0	10:56	
Nov. 27	@ PHX	1-0	2/1	13:49	
Nov. 29	vs. LA	0-0	1/0	13:26	
Dec. 1	vs. FLA	0-0	0/0	13:29	
Dec. 3	vs. DET	0-0	3/-1	11:01	
Dec. 5	vs. PHX	0-0	0/0	11:07	
Dec. 7	@ EDM	0-0	0/-1	11:21	
Dec. 8	@ VAN	0-0	1/-1	11:53	
Dec. 10	vs. CGY	0-1	0/1	11:36	
Dec. 12	vs. MIN	0-0	4/0	15:44	
Dec. 15	@ WSH	0-0	1/0	14:15	
Dec. 16	@ NYI	0-0	3/0	10:17	
Dec. 18	@ CAR	0-0	2/0	7:16	
Dec. 20	@ BOS	1-1w	4/3	18:17	
Dec. 21	@ BUF	0-0	2/-1	14:53	
Dec. 26	@ LA	0-0	0/-2	11:17	
Dec. 28	@ PHX	0-1	1/1	14:44	
Dec. 31	vs. PHI	0-1	1/1	14:54	
Jan. 2	vs. CHI	0-1	0/1	15:28	
Jan. 5	vs. NSH	0-0	2/0	17:11	
Jan. 7	vs. CBJ	1-0	1/1	13:41	
Jan. 9	vs. SJ	0-0	1/0	17:08	
Jan. 12	vs. STL	1-0	1/0	15:15	
Jan. 15	@ PHX	0-0	0/-2	14:30	
Jan. 16	vs. EDM	0-0	2/-1	13:36	
Jan. 18	@ OTT	0-0	0/-1	15:46	
Jan. 20	@ TOR	1-0	3/1	15:05	
Jan. 22	@ MTL	0-0	1/0	18:15	
Jan. 25	@ CBJ	0-0	1/0	15:53	
Feb. 2	vs. SJ	0-0	2/0	13:18	
Feb. 5	@ COL	0-1	0/1	17:40	
Feb. 9	@ VAN	1-0	1/1	14:14	
Feb. 11	@ CGY	1-0	1/-1	16:22	
Feb. 13	@ EDM	1-0	1/1	15:24	
Feb. 16	vs. WSH	0-1	0/1	12:31	
Feb. 18	@ MIN	0-0	1/-1	13:54	
Feb. 19	@ STL	0-1	3/-1	15:40	
Feb. 23	vs. LA	0-0	3/0	15:59	
Feb. 25	vs. MIN	0-0	1/0	20:31	
Feb. 27	vs. COL	1-0w	3/1	17:12	
Mar. 2	vs. DET	0-0	1/1	17:39	
Mar. 4	vs. DAL	0-0	2/0	16:50	
Mar. 6	vs. VAN	0-0	2/-1	15:59	
Mar. 9	vs. NYR	0-0	2/1	13:31	
Mar. 11	@ COL	0-1	3/1	16:41	
Mar. 13	vs. PHX	0-0	2/0	11:02	
Mar. 16	vs. STL	0-0	1/0	11:12	
Mar. 19	@ LA	1-0	1/0	12:21	
Mar. 20	vs. CGY	0-0	0/0	12:05	
Mar. 23	@ DAL	0-0	2/-1	11:18	
Mar. 24	@ NSH	0-0	0/-2	9:30	
Mar. 26	@ CHI	0-0	0/0	13:36	
Mar. 28	vs. COL	0-0	0/-1	14:25	
Mar. 30	@ CGY	0-1	1/0	13:27	
Apr. 2	@ SJ	0-0	1/-2	12:35	
Apr. 3	vs. DAL	0-0	2/0	25:27	
Apr. 6	vs. SJ	0-0	2/-2	13:35	
Apr. 8	vs. LA	0-0	0/0	11:58	
Apr. 9	@ LA	1-0	2/1	15:59	

## PARROS

Oct. 8	@ DET	0-0	0/0	7:38	
Oct. 9	@ NSH	0-0	1/-1	5:05	
Oct. 11	@ STL	0-0	0/-1	5:43	
Oct. 13	vs. VAN	0-0	3/0	6:35	
Oct. 15	vs. ATL	0-0	0/0	8:46	
Oct. 17	vs. PHX	0-0	1/0	4:34	
Oct. 20	@ CBJ	0-0	2/-1	5:04	
Oct. 21	@ PHI	0-0	1/0	2:39	
Oct. 23	@ DET	DND			
Oct. 26	@ DAL	1-0w	2/1	6:16	
Oct. 29	vs. NJ	0-0	1/0	6:57	
Oct. 30	@ SJ	0-0	0/0	10:30	
Nov. 3	vs. TB	0-0	0/0	5:52	
Nov. 5	vs. PIT	0-0	0/0	5:38	
Nov. 7	vs. NSH	0-1	1/1	10:48	
Nov. 9	@ SJ	0-0	0/0	5:54	
Nov. 10	vs. NYI	0-0	0/0	8:51	
Nov. 12	vs. DAL	0-0	1/-1	8:31	
Nov. 14	@ CHI	0-0	1/0	7:13	
Nov. 16	@ DAL	0-0	0/0	5:36	
Nov. 17	@ MIN	0-0	0/0	7:11	
Nov. 19	vs. CBJ	0-0	0/-1	9:55	
Nov. 21	vs. EDM	0-0	1/0	6:52	
Nov. 26	vs. CHI	0-0	1/0	7:31	
Nov. 27	@ PHX	0-0	0/0	5:39	
Nov. 29	vs. LA	0-0	1/0	7:38	
Dec. 1	vs. FLA	2-0	2/2	7:24	
Dec. 3	vs. DET	0-0	0/0	8:27	
Dec. 5	vs. PHX	0-0	0/-1	7:10	
Dec. 7	@ EDM	0-0	1/0	7:18	
Dec. 8	@ VAN	0-0	1/1	5:35	
Dec. 10	vs. CGY	0-0	0/0	6:58	
Dec. 12	vs. MIN	0-0	1/0	7:41	
Dec. 15	@ WSH	0-0	0/0	3:58	
Dec. 16	@ NYI	0-0	0/0	4:53	
Dec. 18	@ CAR	0-0	0/0	9:45	
Dec. 20	@ BOS	0-0	0/0	6:47	
Dec. 21	@ BUF	0-0	1/0	8:12	
Dec. 26	@ LA	0-0	0/0	8:36	
Dec. 28	@ PHX	0-0	0/0	6:39	
Dec. 31	vs. PHI	0-0	0/0	7:30	
Jan. 2	vs. CHI	0-0	1/0	5:57	
Jan. 5	vs. NSH	0-0	0/0	8:09	
Jan. 7	vs. CBJ	0-0	0/0	9:57	
Jan. 9	vs. SJ	0-0	0/0	4:49	
Jan. 12	vs. STL	0-0	0/0	7:40	
Jan. 15	@ PHX	0-0	0/-2	11:21	
Jan. 16	vs. EDM	0-0	1/0	1:35	
Jan. 18	@ OTT	0-0	0/0	4:13	
Jan. 20	@ TOR	0-0	1/0	6:02	
Jan. 22	@ MTL	0-0	0/0	5:19	
Jan. 25	@ CBJ	0-0	0/0	6:11	
Feb. 2	vs. SJ	0-0	0/0	4:02	
Feb. 5	@ COL	0-0	0/0	5:45	
Feb. 9	@ VAN	0-0	0/0	4:15	
Feb. 11	@ CGY	0-0	0/0	5:02	
Feb. 13	@ EDM	0-0	0/0	6:35	
Feb. 16	vs. WSH	0-0	0/0	6:17	
Feb. 18	@ MIN	0-0	1/0	8:54	
Feb. 19	@ STL	0-0	1/0	8:56	
Feb. 23	vs. LA	0-0	0/0	7:18	
Feb. 25	vs. MIN	0-0	0/0	2:51	
Feb. 27	vs. COL	0-0	0/0	2:55	
Mar. 2	vs. DET	DND			
Mar. 4	vs. DAL	0-0	2/0	7:17	
Mar. 6	vs. VAN	0-0	0/0	9:54	
Mar. 9	vs. NYR	DND			
Mar. 11	@ COL	0-0	0/0	6:45	
Mar. 13	vs. PHX	0-0	0/0	7:07	
Mar. 16	vs. STL	0-0	0/0	5:55	
Mar. 19	@ LA	0-0	0/0	4:48	
Mar. 20	vs. CGY	0-0	0/0	6:48	
Mar. 23	@ DAL	0-0	0/0	2:35	
Mar. 24	@ NSH	DND			
Mar. 26	@ CHI	0-0	1/0	4:08	
Mar. 28	vs. COL	0-0	2/0	5:25	
Mar. 30	@ CGY	0-0	0/0	3:19	
Apr. 2	@ SJ	0-0	0/0	5:24	
Apr. 3	vs. DAL	0-0	0/0	2:33	
Apr. 6	vs. SJ	0-0	0/0	7:47	
Apr. 8	vs. LA	0-0	0/-1	3:18	
Apr. 9	@ LA	0-0	0/0	2:25	

## PERRY

Oct. 8	@ DET	0-0	1/-1	14:54	
Oct. 9	@ NSH	0-0	4/-1	20:09	
Oct. 11	@ STL	0-0	4/-1	20:15	
Oct. 13	vs. VAN	1-0	5/2	21:44	
Oct. 15	vs. ATL	1-2	5/0	21:28	
Oct. 17	vs. PHX	1-1w	3/3	22:50	
Oct. 20	@ CBJ	0-0	3/-1	22:49	
Oct. 21	@ PHI	0-2	2/2	23:25	
Oct. 23	@ DET	0-0	2/-1	20:23	
Oct. 26	@ DAL	1-1	3/2	20:20	
Oct. 29	vs. NJ	0-0	3/-1	22:16	
Oct. 30	@ SJ	1-1	2/-3	20:09	
Nov. 3	vs. TB	0-1	6/0	22:10	
Nov. 5	vs. PIT	0-1	1/1	22:09	
Nov. 7	vs. NSH	0-1	2/-1	20:31	
Nov. 9	@ SJ	1-0	3/1	25:35	
Nov. 10	vs. NYI	0-0	5/0	20:26	
Nov. 12	vs. DAL	0-2	6/2	22:34	
Nov. 14	@ CHI	2-0	2/2	25:01	
Nov. 16	@ DAL	1-0	4/0	25:09	
Nov. 17	@ MIN	0-1	2/-1	21:22	
Nov. 19	vs. CBJ	1-0	9/0	23:16	
Nov. 21	vs. EDM	0-0	3/-2	22:50	
Nov. 26	vs. CHI	0-0	1/-1	22:14	
Nov. 27	@ PHX	1-2w	4/1	20:47	
Nov. 29	vs. LA	0-0	1/0	19:18	
Dec. 1	vs. FLA	1-1w	3/3	20:16	
Dec. 3	vs. DET	0-0	2/-1	21:15	
Dec. 5	vs. PHX	0-0	4/-1	23:22	
Dec. 7	@ EDM	0-0	1/0	26:23	
Dec. 8	@ VAN	1-1	5/0	27:55	
Dec. 10	vs. CGY	0-0	4/0	22:32	
Dec. 12	vs. MIN	3-2	6/4	18:06	
Dec. 15	@ WSH	0-1	2/0	24:46	
Dec. 16	@ NYI	0-0	3/-1	26:05	
Dec. 18	@ CAR	0-2	6/0	24:28	
Dec. 20	@ BOS	1-0	4/1	22:30	
Dec. 21	@ BUF	2-0	4/-1	22:18	
Dec. 26	@ LA	0-0	3/0	16:25	
Dec. 28	@ PHX	1-0	3/1	20:51	
Dec. 31	vs. PHI	0-1	2/-1	17:39	
Jan. 2	vs. CHI	1-0w	2/0	23:27	
Jan. 5	vs. NSH	0-0	4/3	18:06	
Jan. 7	vs. CBJ	0-1	1/1	14:36	
Jan. 9	vs. SJ	0-0	2/0	22:14	
Jan. 12	vs. STL	1-1w	3/1	18:49	
Jan. 15	@ PHX	1-1	5/0	16:46	
Jan. 16	vs. EDM	0-0	3/-1	25:10	
Jan. 18	@ OTT	1-0	6/1	19:57	
Jan. 20	@ TOR	0-0	4/-3	17:41	
Jan. 22	@ MTL	1-0	3/-1	22:19	
Jan. 25	@ CBJ	0-0	1/0	17:18	
Feb. 2	vs. SJ	0-2	0/0	22:02	
Feb. 5	@ COL	3-0w	8/2	23:08	
Feb. 9	@ VAN	0-1	2/-1	22:04	
Feb. 11	@ CGY	0-2	3/2	23:25	
Feb. 13	@ EDM	0-2	1/2	18:57	
Feb. 16	vs. WSH	1-3	2/0	24:18	
Feb. 18	@ MIN	1-0	5/1	19:22	
Feb. 19	@ STL	0-0	3/-2	20:59	
Feb. 23	vs. LA	1-0	3/1	23:08	
Feb. 25	vs. MIN	0-0	3/-3	25:45	
Feb. 27	vs. COL	0-1	3/0	26:51	
Mar. 2	vs. DET	0-0	5/0	26:25	
Mar. 4	vs. DAL	0-0	1/-1	23:15	
Mar. 6	vs. VAN	0-0	1/0	21:52	
Mar. 9	vs. NYR	2-1	5/3	23:15	
Mar. 11	@ COL	1-1w	5/1	21:40	
Mar. 13	vs. PHX	2-0	5/-2	25:22	
Mar. 16	vs. STL	0-0	2/0	23:27	
Mar. 19	@ LA	1-0w	4/0	22:06	
Mar. 20	vs. CGY	2-1w	4/2	24:09	
Mar. 23	@ DAL	1-0	4/2	24:19	
Mar. 24	@ NSH	2-1	8/1	25:36	
Mar. 26	@ CHI	2-0w	5/2	25:13	
Mar. 28	vs. COL	0-1</			

# 2010-11 PLAYER GAME-BY-GAME

## RYAN

Oct. 8	@ DET	0-0	5/2	18:39
Oct. 9	@ NSH	0-0	3/0	19:18
Oct. 11	@ STL	0-0	1/2	16:30
Oct. 13	vs. VAN	1-1w	1/2	18:13
Oct. 15	vs. ATL	0-0	4/0	20:42
Oct. 17	vs. PHX	0-3	3/3	18:48
Oct. 20	@ CBJ	0-0	3/-1	22:23
Oct. 21	@ PHI	0-0	5/-1	22:01
Oct. 23	@ DET	1-1	4/2	18:37
Oct. 26	@ DAL	2-0	5/1	18:55
Oct. 29	vs. NJ	0-0	4/0	20:35
Oct. 30	@ SJ	0-0	3/0	20:50
Nov. 3	vs. TB	0-1	5/1	26:47
Nov. 5	vs. PIT	1-1	6/1	22:32
Nov. 7	vs. NSH	0-2	4/1	19:43
Nov. 9	@ SJ	0-1	3/0	23:01
Nov. 10	vs. NYI	0-0	0/0	19:56
Nov. 12	vs. DAL	2-0w	6/2	23:29
Nov. 14	@ CHI	0-0	4/0	22:06
Nov. 16	@ DAL	0-0	5/0	22:29
Nov. 17	@ MIN	0-0	3/-2	22:51
Nov. 19	vs. CBJ	1-0	6/1	23:15
Nov. 21	vs. EDM	1-0	5/-1	23:39
Nov. 26	vs. CHI	0-0	4/-1	23:14
Nov. 27	@ PHX	3-0	7/3	19:33
Nov. 29	vs. LA	0-0	2/0	19:58
Dec. 1	vs. FLA	1-0	5/3	21:23
Dec. 3	vs. DET	0-0	4/0	19:28
Dec. 5	vs. PHX	0-0	2/-1	24:33
Dec. 7	@ EDM	0-0	2/0	21:40
Dec. 8	@ VAN	0-0	0/0	22:25
Dec. 10	vs. CGY	0-0	3/1	17:34
Dec. 12	vs. MIN	1-2	4/3	20:42
Dec. 15	@ WSH	0-0	2/-1	21:47
Dec. 16	@ NYI	0-0	3/-1	25:43
Dec. 18	@ CAR	0-1	5/0	20:09
Dec. 20	@ BOS	0-0	3/0	22:26
Dec. 21	@ BUF	0-0	4/-1	23:36
Dec. 26	@ LA	0-0	1/-2	16:13
Dec. 28	@ PHX	0-0	3/1	15:58
Dec. 31	vs. PHI	1-0	3/0	18:01
Jan. 2	vs. CHI	0-0	2/1	21:32
Jan. 5	vs. NSH	0-0	5/-3	17:43
Jan. 7	vs. CBJ	2-0	7/1	15:48
Jan. 9	vs. SJ	1-0w	4/1	18:29
Jan. 12	vs. STL	3-1	4/0	16:36
Jan. 15	@ PHX	0-1	2/0	16:31
Jan. 16	vs. EDM	0-0	2/-1	19:02
Jan. 18	@ OTT	0-1	1/1	20:00
Jan. 20	@ TOR	0-0	3/-4	18:33
Jan. 22	@ MTL	1-0	3/1	17:21
Jan. 25	@ CBJ	0-1	1/0	16:31
Feb. 2	vs. SJ	1-0	4/0	18:00
Feb. 5	@ COL	0-1	2/1	19:20
Feb. 9	@ VAN	2-0w	4/1	20:08
Feb. 11	@ CGY	0-0	2/-2	23:54
Feb. 13	@ EDM	2-0	6/2	18:47
Feb. 16	vs. WSH	1-1	2/-2	22:04
Feb. 18	@ MIN	0-1	1/0	18:17
Feb. 19	@ STL	0-0	1/-2	18:14
Feb. 23	vs. LA	0-1	2/-1	23:10
Feb. 25	vs. MIN	1-0	4/-2	19:51
Feb. 27	vs. COL	0-2	4/-1	20:51
Mar. 2	vs. DET	1-0w	4/1	19:20
Mar. 4	vs. DAL	0-1	3/0	18:34
Mar. 6	vs. VAN	0-0	3/0	15:29
Mar. 9	vs. NYR	1-3	2/4	20:57
Mar. 11	@ COL	1-0	6/2	16:18
Mar. 13	vs. PHX	0-1	6/0	19:58
Mar. 16	vs. STL	0-0	4/0	22:43
Mar. 19	@ LA	0-0	1/0	18:08
Mar. 20	vs. CGY	0-0	6/1	21:29
Mar. 23	@ DAL	0-2	2/3	20:27
Mar. 24	@ NSH	0-1	5/0	21:00
Mar. 26	@ CHI	0-2	1/2	21:06
Mar. 28	vs. COL	0-0	5/-2	22:45
Mar. 30	@ CGY	1-0	1/1	19:43
Apr. 2	@ SJ	1-0	5/0	21:53
Apr. 3	vs. DAL	0-1	0/0	20:35
Apr. 6	vs. SJ	0-3	3/2	15:52
Apr. 8	vs. LA	0-0	1/0	23:04
Apr. 9	@ LA	0-0	1/0	23:04

## SBISA

Oct. 8	@ DET	DND		
Oct. 9	@ NSH	0-0	0/-1	11:31
Oct. 11	@ STL	DND		
Oct. 13	vs. VAN	0-0	1/-1	13:13
Oct. 15	vs. ATL	DND		
Oct. 17	vs. PHX	MIN		
Oct. 20	@ CBJ	MIN		
Oct. 21	@ PHI	MIN		
Oct. 23	@ DET	MIN		
Oct. 26	@ DAL	MIN		
Oct. 29	vs. NJ	MIN		
Oct. 30	@ SJ	MIN		
Nov. 3	vs. TB	MIN		
Nov. 5	vs. PIT	MIN		
Nov. 7	vs. NSH	MIN		
Nov. 9	@ SJ	MIN		
Nov. 10	vs. NYI	0-0	1/0	17:41
Nov. 12	vs. DAL	0-0	4/-1	13:04
Nov. 14	@ CHI	0-0	2/0	11:27
Nov. 16	@ DAL	0-0	0/0	17:23
Nov. 17	@ MIN	0-0	2/-1	18:56
Nov. 19	vs. CBJ	0-0	1/-2	15:57
Nov. 21	vs. EDM	0-0	3/-1	15:31
Nov. 26	vs. CHI	0-0	2/-1	17:39
Nov. 27	@ PHX	0-0	0/1	15:06
Nov. 29	vs. LA	0-0	0/1	20:02
Dec. 1	vs. FLA	0-0	1/1	16:14
Dec. 3	vs. DET	0-0	0/-2	16:53
Dec. 5	vs. PHX	0-0	1/-1	19:16
Dec. 7	@ EDM	0-0	0/1	16:24
Dec. 8	@ VAN	0-0	0/1	11:29
Dec. 10	vs. CGY	0-0	1/-1	19:30
Dec. 12	vs. MIN	0-0	2/0	21:28
Dec. 15	@ WSH	0-0	0/0	13:36
Dec. 16	@ NYI	0-0	0/-1	15:32
Dec. 18	@ CAR	0-0	2/0	13:41
Dec. 20	@ BOS	0-1	1/2	17:39
Dec. 21	@ BUF	0-0	1/-1	19:57
Dec. 26	@ LA	0-0	0/0	17:14
Dec. 28	@ PHX	1-0	1/3	17:41
Dec. 31	vs. PHI	0-0	0/1	13:39
Jan. 2	vs. CHI	0-0	2/0	16:40
Jan. 5	vs. NSH	0-0	0/1	20:40
Jan. 7	vs. CBJ	0-1	1/1	17:35
Jan. 9	vs. SJ	0-0	1/0	15:25
Jan. 12	vs. STL	0-0	1/-1	15:51
Jan. 15	@ PHX	0-0	2/0	18:03
Jan. 16	vs. EDM	1-0	2/0	13:05
Jan. 18	@ OTT	0-0	1/0	21:40
Jan. 20	@ TOR	0-0	1/-1	19:55
Jan. 22	@ MTL	0-0	0/1	16:47
Jan. 25	@ CBJ	0-0	1/0	15:54
Feb. 2	vs. SJ	0-0	1/0	16:40
Feb. 5	@ COL	0-0	1/1	14:55
Feb. 9	@ VAN	0-0	0/0	15:06
Feb. 11	@ CGY	0-0	2/2	12:18
Feb. 13	@ EDM	0-0	3/1	16:31
Feb. 16	vs. WSH	0-2	0/1	15:29
Feb. 18	@ MIN	0-0	2/0	16:25
Feb. 19	@ STL	0-0	0/0	14:50
Feb. 23	vs. LA	0-1	2/-1	17:31
Feb. 25	vs. MIN	0-0	1/0	14:59
Feb. 27	vs. COL	0-1	2/1	12:21
Mar. 2	vs. DET	0-0	4/0	17:53
Mar. 4	vs. DAL	0-0	2/-1	18:20
Mar. 6	vs. VAN	0-0	0/0	20:07
Mar. 9	vs. NYR	0-0	3/0	23:07
Mar. 11	@ COL	0-2	2/1	19:40
Mar. 13	vs. PHX	0-0	0/1	19:09
Mar. 16	vs. STL	0-0	0/0	18:32
Mar. 19	@ LA	0-0	1/0	17:15
Mar. 20	vs. CGY	0-0	4/-1	16:02
Mar. 23	@ DAL	0-0	0/1	19:55
Mar. 24	@ NSH	0-0	1/-4	19:03
Mar. 26	@ CHI	0-0	1/-1	19:59
Mar. 28	vs. COL	0-0	2/0	13:45
Mar. 30	@ CGY	0-0	0/0	15:35
Apr. 2	@ SJ	0-0	1/1	19:15
Apr. 3	vs. DAL	0-0	1/0	16:33
Apr. 6	vs. SJ	0-0	0/1	20:29
Apr. 8	vs. LA	0-1	1/1	17:40
Apr. 9	@ LA	0-0	1/1	13:21

## SELANNE

Oct. 8	@ DET	0-0	3/-1	15:36	
Oct. 9	@ NSH	0-1	6/1	16:32	
Oct. 11	@ STL	0-0	0/0	2/-2	12:07
Oct. 13	vs. VAN	1-0	5/0	19:26	
Oct. 15	vs. ATL	1-2	8/0	19:40	
Oct. 17	vs. PHX	0-0	4/-1	19:23	
Oct. 20	@ CBJ	1-0	2/-1	18:22	
Oct. 21	@ PHI	0-0	1/0	20:15	
Oct. 23	@ DET	1-0	1/-1	18:06	
Oct. 26	@ DAL	1-1	3/1	15:39	
Oct. 29	vs. NJ	0-0	0/0	20:44	
Oct. 30	@ SJ	0-2	2/0	15:36	
Nov. 3	vs. TB	1-1	5/1	19:51	
Nov. 5	vs. PIT	0-1	3/1	15:14	
Nov. 7	vs. NSH	1-1	1/1	15:28	
Nov. 9	@ SJ	0-0	2/0	19:41	
Nov. 10	vs. NYI	0-1	1/1	13:05	
Nov. 12	vs. DAL	0-1	0/0	18:38	
Nov. 14	@ CHI	0-0	3/1	20:24	
Nov. 16	@ DAL	0-1	0/1	17:37	
Nov. 17	@ MIN	1-0	2/0	17:59	
Nov. 19	vs. CBJ	0-1	2/0	17:05	
Nov. 21	vs. EDM	INJ			
Nov. 26	vs. CHI	INJ			
Nov. 27	@ PHX	INJ			
Nov. 29	vs. LA	0-2	4/1	18:02	
Dec. 1	vs. FLA	0-0	1/-1	16:21	
Dec. 3	vs. DET	0-3			
Dec. 5	vs. PHX	INJ			
Dec. 7	@ EDM	1-1	5/2	16:46	
Dec. 8	@ VAN	1-1	2/-1	16:18	
Dec. 10	vs. CGY	INJ			
Dec. 12	vs. MIN	INJ			
Dec. 15	@ WSH	INJ			
Dec. 16	@ NYI	INJ			
Dec. 18	@ CAR	0-0	8/-2	19:59	
Dec. 20	@ BOS	0-2	2/2	16:35	
Dec. 21	@ BUF	0-2	2/-1	16:04	
Dec. 26	@ LA	0-0	2/0	14:01	
Dec. 28	@ PHX	0-0	1/1	14:47	
Dec. 31	vs. PHI	0-2	4/3	18:55	
Jan. 2	vs. CHI	0-0	4/0	19:15	
Jan. 5	vs. NSH	0-1	6/-1	20:16	
Jan. 7	vs. CBJ	2-0w	4/1	16:13	
Jan. 9	vs. SJ	0-0	3/0	16:28	
Jan. 12	vs. STL	0-2	2/1	15:28	
Jan. 15	@ PHX	0-0	0/2	13:18	
Jan. 16	vs. EDM	2-0w	4/1	17:08	
Jan. 18	@ OTT	0-0	1/0	21:54	
Jan. 20	@ TOR	0-0	3/-2	18:01	
Jan. 22	@ MTL	0-2	1/0	19:34	
Jan. 25	@ CBJ	1-1	4/1	21:47	
Feb. 2	vs. SJ	0-0	1/-1	22:49	
Feb. 5	@ COL	0-1	3/0	18:59	
Feb. 9	@ VAN	0-2	5/2	19:15	
Feb. 11	@ CGY	1-3	3/3	20:11	
Feb. 13	@ EDM	1-0w	3/1	19:25	
Feb. 16	vs. WSH	1-0	2/-1	19:21	
Feb. 18	@ MIN	0-0	2/-1	16:47	
Feb. 19	@ STL	1-0	3/-1	14:12	
Feb. 23	vs. LA	1-0	3/0	17:30	
Feb. 25	vs. MIN	0-1	4/1	21:57	
Feb. 27	vs. COL	0-0	3/0	23:11	
Mar. 2	vs. DET	0-1	2/1	15:43	
Mar. 4	vs. DAL	1-1	2/1	15:35	
Mar. 6	vs. VAN	0-0	2/-1	17:39	
Mar. 9	vs. NYR	0-1	3/1	15:50	
Mar. 11	@ COL	0-2	2/0	17:24	
Mar. 13	vs. PHX	0-0	5/-2	19:58	
Mar. 16	vs. STL	0-1	1/2	19:14	
Mar. 19	@ LA	0-0	1/0	16:26	
Mar. 20	vs. CGY	1-2	3/-2	17:44	
Mar. 23	@ DAL	1-0	2/0	23:20	
Mar. 24	@ NSH	2-0	9/0	21:42	
Mar. 26	@ CHI	0-0	2/-1	18:24	
Mar. 28	vs. COL	3-2w	7/2	17:16	
Mar. 30	@ CGY	0-1	2/0	19:16	
Apr. 2	@ SJ	0-0	1/-1	20:11	
Apr. 3	vs. DAL	0-0	2/0	17:32	
Apr. 6	vs. SJ	1-1	6/0	18:45	
Apr. 8	vs. LA	2-0w	6/2	18:08	
Apr. 9	@ LA	0-0	3/0	16:00	

# 2010-11 PLAYER GAME-BY-GAME

## SEXTON

Oct. 3	vs. SJ	MIN		
Oct. 6	@ MIN	MIN		
Oct. 8	@ BOS	MIN		
Oct. 10	@ PHI	MIN		
Oct. 11	@ NYR	MIN		
Oct. 14	vs. MIN	MIN		
Oct. 17	vs. STL	MIN		
Oct. 21	vs. DAL	MIN		
Oct. 24	vs. CBJ	MIN		
Oct. 26	vs. TOR	MIN		
Oct. 30	vs. VAN	MIN		
Oct. 31	@ PHX	MIN		
Nov. 3	vs. PIT	MIN		
Nov. 5	vs. NSH	MIN		
Nov. 7	vs. PHX	MIN		
Nov. 11	@ NJ	MIN		
Nov. 13	@ CBJ	MIN		
Nov. 14	@ DET	MIN		
Nov. 16	@ PIT	MIN		
Nov. 19	vs. TB	MIN		
Nov. 21	vs. SJ	MIN		
Nov. 23	vs. CGY	MIN		
Nov. 25	vs. CAR	MIN		
Nov. 27	vs. CHI	MIN		
Nov. 29	vs. PHX	MIN		
Dec. 1	vs. LA	MIN		
Dec. 3	@ DAL	MIN		
Dec. 4	@ MIN	0-0	0/0	13:00
Dec. 6	vs. OTT	0-0	4/-1	14:17
Dec. 8	vs. DAL	2-0	9/2	15:06
Dec. 11	@ DET	1-1	2/2	14:05
Dec. 12	@ CBJ	1-0	3/2	15:28
Dec. 16	@ VAN	0-2	3/-1	12:14
Dec. 17	@ SJ	0-0	2/0	15:53
Dec. 19	vs. PHX	0-0	3/-1	14:41
Dec. 22	@ COL	1-0	8/1	16:51
Dec. 23	@ PHX	0-0	1/-3	14:01
Dec. 26	@ SJ	0-0	3/-2	16:15
Dec. 29	vs. MIN	1-0	4/2	13:52
Dec. 31	@ DAL	0-2	2/0	18:36
Jan. 2	@ NSH	0-0	0/-2	12:44
Jan. 3	@ CHI	0-0	1/0	16:32
Jan. 5	vs. DET	0-0	0/0	14:14
Jan. 7	vs. STL	0-1	3/2	13:20
Jan. 9	@ NSH	0-0	3/-1	13:42
Jan. 10	@ CHI	0-1	1/1	11:25
Jan. 13	vs. BOS	1-0	2/-1	11:24
Jan. 14	@ LA	0-0	0/-1	11:28
Jan. 17	vs. CGY	1-1	1/0	13:19
Jan. 19	vs. BUF	0-0	0/0	14:00
Jan. 21	@ SJ	0-0	0/0	9:06
Jan. 23	@ STL	0-1	3/1	12:55
Jan. 26	@ ATL	0-0	3/0	15:02
Jan. 27	@ WSH	1-0	1/-1	12:23
Jan. 29	@ TB	0-0	3/0	14:22
Feb. 1	@ FLA	MIN		
Feb. 3	vs. DET	MIN		
Feb. 4	@ LA	MIN		
Feb. 8	vs. LA	MIN		
Feb. 10	vs. EDM	MIN		
Feb. 13	@ CGY	MIN		
Feb. 14	@ EDM	MIN		
Mar. 3	vs. COL	0-0	2/0	10:03
Mar. 6	@ PHX	0-0	2/-2	8:13
Mar. 7	vs. MTL	0-0	1/0	7:06
Mar. 9	vs. CBJ	0-0	3/0	15:10
Mar. 12	vs. NSH	0-0	1/0	8:27
Mar. 14	vs. SJ	0-1	3/1	13:06
Mar. 17	vs. CHI	0-0	2/0	16:33
Mar. 19	vs. NYI	0-0	2/1	12:33
Mar. 21	vs. COL	0-0	1/0	14:28
Mar. 23	@ CGY	0-0	0/1	13:55
Mar. 24	@ VAN	DND		
Mar. 26	@ EDM	0-0	4/-1	14:05
Mar. 29	vs. DAL	DND		
Mar. 31	@ COL	DND		
Apr. 2	vs. VAN	DND		
Apr. 3	@ LA	DND		
Apr. 6	vs. LA	DND		
Apr. 8	@ DAL	0-0	4/1	14:53
Apr. 9	@ STL	0-0	3/-3	14:28
Apr. 11	vs. EDM	DND		

## VISNOVSKY

Oct. 8	@ DET	0-0	3/-2	26:47
Oct. 9	@ NSH	0-0	1/-1	24:34
Oct. 11	@ STL	0-0	1/-2	23:11
Oct. 13	vs. VAN	0-1	3/2	25:44
Oct. 15	vs. ATL	0-1	4/0	29:34
Oct. 17	vs. PHX	0-0	2/-1	25:39
Oct. 20	@ CBJ	0-1	3/-1	27:50
Oct. 21	@ PHI	1-0	2/0	27:40
Oct. 23	@ DET	0-2	1/-1	23:24
Oct. 26	@ DAL	0-2	0/3	25:45
Oct. 29	vs. NJ	0-0	0/0	24:24
Oct. 30	@ SJ	0-0	2/0	24:58
Nov. 3	vs. TB	0-2	1/2	26:13
Nov. 5	vs. PIT	0-2	2/1	24:26
Nov. 7	vs. NSH	1-0	6/-1	21:59
Nov. 9	@ SJ	1-0w	1/3	26:22
Nov. 10	vs. NYI	0-0	1/0	20:40
Nov. 12	vs. DAL	0-1	2/1	25:41
Nov. 14	@ CHI	0-0	0/2	27:14
Nov. 16	@ DAL	0-1	2/0	25:37
Nov. 17	@ MIN	0-0	3/0	24:23
Nov. 19	vs. CBJ	0-1	0/0	23:06
Nov. 21	vs. EDM	0-1	2/-1	25:09
Nov. 26	vs. CHI	0-0	4/-2	23:35
Nov. 27	@ PHX	INJ		
Nov. 29	vs. LA	0-2	0/0	20:19
Dec. 1	vs. FLA	0-0	3/3	22:26
Dec. 3	vs. DET	0-0	2/-2	23:27
Dec. 5	vs. PHX	0-0	1/-1	21:51
Dec. 7	@ EDM	0-0	2/-1	24:26
Dec. 8	@ VAN	0-1	1/-1	26:01
Dec. 10	vs. CGY	1-1	3/1	26:18
Dec. 12	vs. MIN	0-2	0/1	19:44
Dec. 15	@ WSH	0-1	2/0	28:01
Dec. 16	@ NYI	0-0	1/-1	29:34
Dec. 18	@ CAR	0-1	3/-1	27:18
Dec. 20	@ BOS	1-0	2/1	22:04
Dec. 21	@ BUF	0-0	2/-1	21:09
Dec. 26	@ LA	0-0	2/1	22:53
Dec. 28	@ PHX	0-0	1/0	25:53
Dec. 31	vs. PHI	2-0	3/3	22:10
Jan. 2	vs. CHI	0-0	0/1	23:04
Jan. 5	vs. NSH	0-0	2/-1	24:43
Jan. 7	vs. CBJ	0-2	1/1	22:53
Jan. 9	vs. SJ	0-1	1/1	22:55
Jan. 12	vs. STL	1-2	2/2	21:12
Jan. 15	@ PHX	0-1	3/-3	22:15
Jan. 16	vs. EDM	0-2	1/1	23:06
Jan. 18	@ OTT	0-0	5/0	28:15
Jan. 20	@ TOR	0-1	1/0	23:59
Jan. 22	@ MTL	0-1	2/1	26:29
Jan. 25	@ CBJ	0-2	1/0	26:52
Feb. 2	vs. SJ	0-0	3/0	25:38
Feb. 5	@ COL	0-0	4/1	25:51
Feb. 9	@ VAN	0-1	0/0	27:21
Feb. 11	@ CGY	0-0	2/-2	25:06
Feb. 13	@ EDM	0-0	0/3	21:19
Feb. 16	vs. WSH	1-0	3/0	24:02
Feb. 18	@ MIN	0-0	2/-2	23:42
Feb. 19	@ STL	0-1	1/-3	15:38
Feb. 23	vs. LA	0-0	1/0	25:44
Feb. 25	vs. MIN	0-0	1/-2	28:07
Feb. 27	vs. COL	0-0	1/0	24:32
Mar. 2	vs. DET	0-1	2/1	20:58
Mar. 4	vs. DAL	3-1w	4/1	25:28
Mar. 6	vs. VAN	0-0	4/0	24:36
Mar. 9	vs. NYR	2-1w	5/5	20:26
Mar. 11	@ COL	0-1	0/1	20:10
Mar. 13	vs. PHX	0-1	4/-2	27:38
Mar. 16	vs. STL	0-1	2/1	24:46
Mar. 19	@ LA	0-0	1/0	23:27
Mar. 20	vs. CGY	0-1	3/1	23:32
Mar. 23	@ DAL	1-1	1/2	27:36
Mar. 24	@ NSH	0-1	0/2	26:46
Mar. 26	@ CHI	0-0	1/2	24:42
Mar. 28	vs. COL	0-1	1/-1	25:19
Mar. 30	@ CGY	1-1w	2/0	24:38
Apr. 2	@ SJ	1-0	4/-1	20:04
Apr. 3	vs. DAL	1-0	4/1	23:28
Apr. 6	vs. SJ	0-1	1/2	17:30
Apr. 8	vs. LA	0-0	1/1	23:56
Apr. 9	@ LA	0-1	1/0	22:31

# 2010-11 SCORING BREAKDOWN

Player	Pos	HOME					ROAD					TOTALS				
		GP	G	A	P	+/-	GP	G	A	P	+/-	GP	G	A	P	+/-
Corey Perry	R	41	22	25	47	+6	41	28	23	51	+3	82	50	48	98	+9
Teemu Selanne	R	35	18	25	43	+11	38	13	24	37	-5	73	31	49	80	+6
Ryan Getzlaf	C	32	12	27	39	+12	35	7	30	37	+2	67	19	57	76	+14
Bobby Ryan	L	41	20	24	44	+14	41	14	13	27	+1	82	34	37	71	+15
Lubomir Visnovsky	D	41	12	29	41	+19	40	6	21	27	-1	81	18	50	68	+18
Saku Koivu	C	34	8	16	24	-4	41	7	14	21	-4	75	15	30	45	-8
Cam Fowler	D	40	5	17	22	-15	36	5	13	18	-10	76	10	30	40	-25
Jason Blake	L	37	10	10	20	+1	39	6	6	12	-6	76	16	16	32	-5
Toni Lydman	D	40	3	15	18	+28	38	0	7	7	4	78	3	22	25	+32
Brandon McMillan	C	31	3	4	7	0	29	8	6	14	-5	60	11	10	21	-5
Joffrey Lupul	R	11	1	5	6	-2	15	4	3	7	-2	26	5	8	13	-4
Dan Sexton	R	26	2	5	7	-4	21	2	4	6	-2	47	4	9	13	-6
Luca Sbisa	D	35	1	6	7	-12	33	1	3	4	+1	68	2	9	11	-11
Matt Beleskey	L	16	1	4	5	-8	19	2	3	5	-2	35	3	7	10	-10
Todd Marchant	C	40	1	2	3	-11	39	0	5	5	-7	79	1	7	8	-18
Andreas Lilja	D	27	1	2	3	-9	25	0	4	4	-6	52	1	6	7	-15
Francois Beauchemin	D	15	2	1	3	-5	12	1	1	2	+1	27	3	2	5	-4
George Parros	R	39	2	1	3	-1	39	1	0	1	-3	78	3	1	4	-4
Andy Sutton	D	17	0	1	1	-5	22	0	3	3	6	39	0	4	4	+1
Ryan Carter	C	9	0	2	2	-3	9	1	0	1	-1	18	1	2	3	-4
Maxim Lapierre	C	10	0	2	2	-3	11	0	1	1	-3	21	0	3	3	-6
Jarkko Ruutu	L	14	0	1	1	-1	9	1	0	1	-1	23	1	1	2	0
Danny Syvret	D	1	0	1	1	-2	5	1	0	1	-1	6	1	1	2	-3
Brad Winchester	L	11	0	0	0	-7	8	1	1	2	-2	19	1	1	2	-9
Paul Mara	D	16	1	0	1	+1	17	0	1	1	-2	33	1	1	2	-1
Kyle Chipchura	C	21	0	2	2	+1	19	0	0	0	0	40	0	2	2	+1
Kyle Palmieri	C	6	1	0	1	-2	4	0	0	0	+1	10	1	0	1	-1
Brendan Mikkelson	D	2	0	1	1	+2	3	0	0	0	-3	5	0	1	1	-1
Troy Bodie	R	3	0	0	0	-1	6	0	1	1	-2	1	0	0	0	-2
Brett Festerling	D	-	-	-	-	-	1	0	0	0	-2	1	0	0	0	-2
Nick Bonino	C	16	0	0	0	-4	10	0	0	0	1	26	0	0	0	-3
Sheldon Brookbank	D	20	0	0	0	-1	20	0	0	0	-7	40	0	0	0	-8
Aaron Voros	L	5	0	0	0	-3	7	0	0	0	-1	12	0	0	0	-4
Josh Green	C	6	0	0	0	-1	6	0	0	0	-2	12	0	0	0	-3

		GP	W	L	OT	GA	MIN	SAVES	SHOTS	GAA	SV%
Jonas Hiller	Home Totals	25	15	7	1	57	1391	678	735	2.46	.922
	Road Totals	24	11	9	2	57	1281	701	758	2.67	.925
	Season Totals	49	26	16	3	114	2672	1379	1493	2.56	.924
		GP	W	L	OT	GA	MIN	SAVES	SHOTS	GAA	SV%
Ray Emery	Home Totals	5	3	1	0	10	226	119	129	2.65	.922
	Road Totals	5	4	1	0	10	301	133	143	1.99	.930
	Season Totals	10	7	2	0	20	527	252	272	2.28	.926
		GP	W	L	OT	GA	MIN	SAVES	SHOTS	GAA	SV%
Dan Ellis	Home Totals	10	6	2	1	24	564	235	259	2.55	.907
	Road Totals	3	2	1	0	5	165	84	89	1.82	.944
	Season Totals	13	8	3	1	29	729	319	348	2.39	.917
		GP	W	L	OT	GA	MIN	SAVES	SHOTS	GAA	SV%
Timo Pielmeier	Home Totals	-	-	-	-	-	-	-	-	-	-
	Road Totals	1	0	0	0	5	40	7	12	7.50	.583
	Season Totals	1	0	0	0	5	40	7	12	7.50	.583



# 2010-11 STATISTICAL BREAKDOWN

## 2010-11 DUCKS SEASON HIGHS & LOWS

### GOALS BY PERIOD

#### DUCKS

	1st	2nd	3rd
High	3, six times (last: 3/20/11 vs. CGY)	4, two times (last: 4/6/11 vs. SJ)	4 (1/12/11 vs. STL)
Low	0, 33 times	0, 33 times	0, 32 times

#### OPPONENTS

	1st	2nd	3rd
High	4 (2/19/11 @ STL)	4, two times (last: 2/19/11 @ STL)	3, two times (last: 2/16/11 vs. WSH)
Low	0, 34 times	0, 27 times	0, 30 times

### SHOTS BY PERIOD

#### DUCKS

	1st	2nd	3rd	OT
High	19 (11/21/10 vs. EDM)	20 (2/25/11 vs. MIN)	25 (11/19/10 vs. CBJ)	4, three times (last: 3/20/11 vs. CGY)
Low	1 (11/10/10 vs. NYI)	3, two times (last: 3/30/11 @ CGY)	2, two times (last: 1/2/11 vs. CHI)	1, two times (last: 3/23/11 @ DAL)

#### OPPONENTS

	1st	2nd	3rd	OT
High	17, two times (last: 12/21/10 @ BUF)	22, two times	24 (10/8/10 @ DET)	6 (12/10/10 @ VAN)
Low	2 (11/3/10 vs. TB)	4 (2/13/11 @ EDM)	2, two times (last: 2/19/11 @ STL)	0, three times (last: 3/19/11 @ LA)



# 2010-11 STATISTICAL BREAKDOWN

## 2010-11 DUCKS RECORD BY DAYS OF THE WEEK

Mon. ....	3-1-0	Tues. ....	6-2-0
Wed. ....	13-5-2	Thurs. ....	1-3-0
Fri. ....	9-6-2	Sat. ....	6-7-0
Sun. ....	9-6-1		

## DUCKS RECORD WHEN:

Scoring no goals: .....	0-4-0	Allowing no goals: .....	7-0-0
Scoring one goal: .....	2-9-1	Allowing one goal: .....	10-0-0
Scoring two goals: .....	9-10-2	Allowing two goals: .....	18-2-1
Scoring three goals: .....	14-4-0	Allowing three goals: .....	6-5-2
Scoring four goals: .....	8-2-2	Allowing four goals: .....	6-12-0
Scoring five goals or more: .....	14-1-0	Allowing five goals or more: .....	0-11-2
Overall .....	47-30-5	Overall .....	47-30-5

## DUCKS MISCELLANEOUS RECORDS:

When scoring a PP goal: .....	25-16-3	When not scoring a PP goal: .....	22-14-2
Not allowing a PP goal: .....	24-13-1	Allowing a PP goal: .....	23-17-4
Winning 50% or more faceoffs: .....	18-11-1	Winning less than 50% of faceoffs: .....	27-20-4
Day Games (before 5 pm): .....	1-2-0	Night Games .....	45-29-5
First Game of back-to-back: .....	7-8-0	Second Game of back-to-back: .....	6-7-2

## BREAKDOWN OF DUCKS RESULTS - 2010-11

	RECORD				GOALS		POWER PLAY			PENALTY KILLING		
	W	L	OT	PTS	GF	GA	PPG	ATT	%	PPGA	TSH	%
Games 1-10:	4	5	1	9	26	34	7	36	19.4	9	47	80.9
Games 11-20:	6	3	1	13	25	24	7	31	22.6	7	43	83.7
Games 21-30:	4	5	1	9	22	30	5	30	20.8	6	30	81.0
Games 31-40:	5	4	1	11	27	26	9	39	23.1	11	42	73.8
Games 41-50:	7	3	0	14	30	25	10	29	34.5	1	31	93.5
Games 51-60:	6	4	0	12	35	37	8	36	22.2	11	33	66.7
Games 61-70:	6	3	1	13	28	25	5	37	13.5	5	31	83.9
Games 71-80:	7	3	0	14	37	30	13	41	31.7	6	38	84.2
Games 81-82:	2	0	0	4	5	2	2	6	33.3	1	10	90.0
<b>Overall:</b>	<b>47</b>	<b>30</b>	<b>5</b>	<b>99</b>	<b>231*</b>	<b>228*</b>	<b>67</b>	<b>285</b>	<b>23.5</b>	<b>57</b>	<b>305</b>	<b>81.3</b>

\*Does not include shootout goals


# 2010-11 TRANSACTIONS

- Oct. 1, 2010** Assigned D **Brett Festerling** and D **Danny Syvret** to Syracuse (AHL).
- Oct. 3, 2010** Named C **Ryan Getzlaf** team captain and RW **Teemu Selanne** and C **Saku Koivu** alternate captains.
- Oct. 4, 2010** Assigned RW **Josh Green** and C **Maxime Maceneauer** to Syracuse (AHL).
- Oct. 9, 2010** Recalled D **Brett Festerling** from Syracuse (AHL).
- Oct. 11, 2010** Signed D **Andreas Lilja** to a one-year contract.
- Oct. 12, 2010** Signed G **Igor Bobkov** to a three-year entry-level contract.
- Oct. 14, 2010** Reassigned D **Brett Festerling** to Syracuse (AHL).
- Oct. 16, 2010** Assigned D **Luca Sbisa** to Syracuse (AHL).
- Oct. 19, 2010** Recalled D **Danny Syvret** from Syracuse (AHL).
- Oct. 29, 2010** Recalled LW **Josh Green** from Syracuse (AHL).
- Nov. 1, 2010** Recalled C **Nick Bonino** from Syracuse (AHL).
- Nov. 3, 2010** Recalled RW **Kyle Palmieri** from Syracuse (AHL).
- Nov. 10, 2010** Recalled D **Luca Sbisa** from Syracuse (AHL). Assigned LW **Matt Beleskey** and RW **Dan Sexton** to Syracuse. Reassigned D **Danny Syvret** to Syracuse.
- Nov. 20, 2010** Recalled RW **Dan Sexton** and LW **Brandon McMillan** from Syracuse (AHL). Reassigned RW **Kyle Palmieri** to Syracuse.
- Nov. 21, 2010** Acquired LW **Patrick Maroon** and RW **David Laliberte** from Philadelphia in exchange for D **Danny Syvret** and C **Rob Bordson**.
- Nov. 22, 2010** Reassigned RW **Dan Sexton**, C **Nick Bonino** and LW **Brandon McMillan** to Syracuse (AHL).
- Nov. 23, 2010** Reassigned LW **Josh Green** to Syracuse (AHL).
- Nov. 23, 2010** Acquired D **Nigel Williams** from the NY Rangers in exchange for D **Stu Bickel**.
- Nov. 23, 2010** Acquired C **Stefan Chaput** and RW **Matt Kennedy** from Carolina in exchange for C **Ryan Carter**.
- Nov. 24, 2010** Recalled RW **Dan Sexton**, C **Nick Bonino** and LW **Brandon McMillan** from Syracuse (AHL).
- Nov. 26, 2010** Assigned RW **Joffrey Lupul** to Syracuse (AHL) on a long-term injury conditioning loan.
- Dec. 3, 2010** Recalled LW **Matt Beleskey** from Syracuse (AHL).
- Dec. 4, 2010** Recalled RW **Joffrey Lupul** from Syracuse (AHL) after a long-term injury conditioning loan.
- Dec. 5, 2010** Reassigned RW **Dan Sexton** to Syracuse (AHL).
- Dec. 9, 2010** Reassigned LW **Matt Beleskey** to Syracuse (AHL).
- Dec. 10, 2010** Recalled RW **Dan Sexton** from Syracuse (AHL).
- Dec. 14, 2010** Signed head coach **Randy Carlyle** and Senior Vice President of Hockey Operations **David McNab** to one-year contract extensions through the 2011-12 season.
- Dec. 18, 2010** Reassigned RW **Dan Sexton** to Syracuse (AHL).
- Dec. 21, 2010** Recalled LW **Josh Green** from Syracuse (AHL).
- Dec. 22, 2010** Reassigned LW **Josh Green** to Syracuse (AHL).
- Dec. 26, 2010** Recalled LW **Matt Beleskey** from Syracuse (AHL).
- Dec. 29, 2010** Signed RW **Devante Smith-Pelly** to a three-year entry-level contract.
- Dec. 31, 2010** Acquired C **Maxim Lapierre** from Montreal in exchange for D **Brett Festerling** and a fifth-round selection in the 2010 NHL Entry Draft.
- Jan. 3, 2011** Assigned C **Nick Bonino** to Syracuse (AHL).
- Jan. 4, 2011** Acquired D **Nate Guenin** from Columbus in exchange for C **Trevor Smith**. Recalled RW **Dan Sexton** from Syracuse (AHL).
- Jan. 22, 2011** Recalled G **Timo Pielmeier** from Syracuse (AHL).

- Jan. 24, 2011** Reassigned G **Timo Pielmeier** to Syracuse (AHL).
- Jan. 26, 2011** Reassigned LW **Matt Beleskey** and RW **Dan Sexton** to Syracuse (AHL).
- Jan. 31, 2011** Recalled RW **Dan Sexton** from Syracuse (AHL).
- Feb. 4, 2011** Recalled G **Timo Pielmeier** from Syracuse (AHL).
- Feb. 6, 2011** Reassigned G **Timo Pielmeier** to Elmira (ECHL).
- Feb. 7, 2011** Signed G **Ray Emery** to a one-year contract.
- Feb. 8, 2011** Assigned G **Ray Emery** to Syracuse (AHL).
- Feb. 8, 2011** Recalled G **Timo Pielmeier** from Elmira (ECHL).
- Feb. 9, 2011** Acquired D **Francois Beauchemin** from Toronto in exchange for RW **Joffrey Lupul**, D **Jake Gardiner** and a conditional fourth-round selection in the 2013 NHL Entry Draft
- Feb. 11, 2011** Reassigned G **Timo Pielmeier** to Elmira (ECHL).
- Feb. 15, 2011** Acquired a conditional seventh-round selection in the 2011 NHL Entry Draft from Toronto in exchange for LW **Aaron Voros**.
- Feb. 16, 2011** Recalled G **Timo Pielmeier** from Elmira (ECHL).
- Feb. 16, 2011** Acquired a fifth-round selection in the 2012 NHL Entry Draft from Montreal in exchange for D **Paul Mara**.
- Feb. 17, 2011** Acquired LW **Jarkko Ruutu** from Ottawa in exchange for a sixth-round selection in the 2011 NHL Entry Draft.
- Feb. 23, 2011** Recalled G **Ray Emery** from Syracuse (AHL). Reassigned G **Timo Pielmeier** to Syracuse.
- Feb. 24, 2011** Acquired G **Dan Ellis** from Tampa Bay in exchange for G **Curtis McElhinney**.
- Feb. 25, 2011** Signed Executive Vice President & General Manager **Bob Murray** to a four-year contract extension.
- Feb. 27, 2011** Acquired RW **Brian McGrattan** and D **Sean Zimmerman** from Boston in exchange for C **Stefan Chaput** and RW **David Laliberte**.
- Feb. 28, 2011** Acquired C **Joel Perrault** and a third-round selection in the 2012 NHL Entry Draft from Vancouver in exchange for **Maxim Lapierre** and C **MacGregor Sharp**. Acquired LW **Brad Winchester** from St. Louis in exchange for a third-round selection in the 2012 NHL Entry Draft.
- Mar. 5, 2011** Recalled G **J.P. Levasseur** from Syracuse (AHL). Reassigned G **Ray Emery** to Syracuse (AHL).
- Mar. 7, 2011** Recalled G **Ray Emery** from Syracuse (AHL). Reassigned G **J.P. Levasseur** to Syracuse.
- Mar. 8, 2011** Signed D **Luca Sbisa** to a four-year contract extension.
- Mar. 21, 2011** Signed C **Rick Schofield** to a one-year, entry-level contract.
- Mar. 25, 2011** Recalled LW **Matt Beleskey** from Syracuse (AHL).
- Apr. 9, 2011** Recalled C **Nick Bonino** and G **J.P. Levasseur** from Syracuse (AHL).
- Apr. 11, 2011** Reassigned G **J.P. Levasseur** to Syracuse (AHL).



# 2009-10 ANAHEIM DUCKS



**FRONT ROW (L-R):** Jonas Hiller, Executive Vice President/COO Tim Ryan, Senior Vice President of Hockey Operations David McNab, Executive Vice President/General Manager Bob Murray, Owner Henry Samueli, Saku Koivu, Scott Niedermayer, Ryan Getzlaf, Owner Susan Samueli, CEO Michael Schulman, Head Coach Randy Carlyle, Senior Vice President/CMO Bob Wagner, Curtis McElhinney **SECOND ROW:** Assistant Coach Newell Brown, Assistant Coach Dave Farrish, Vice President of Human Resources Jay Scott, Vice President of Operations Kevin Starkey, Lubomir Visnovsky, Teemu Selanne, Todd Marchant, Jason Blake, Vice President of Finance Doug Heller, Anaheim Arena Management Vice President of Finance Angela Wergechik, Goaltending Consultant Pete Peeters, Video Coordinator Joe Trotta **THIRD ROW:** Assistant Equipment Manager Chris Aldrich, Equipment Manager Doug Shearer, James Wisniewski, Sheldon Brookbank, Aaron Ward, Bobby Ryan, Matt Beleskey, Mike Brown, Dan Sexton, Strength & Conditioning Coach Sean Skahan, Head Athletic Trainer Tim Clark, Assistant Athletic Trainer Meaghan Beaudoin **BACK ROW:** Equipment Assistant Chris Kincaid, Steve Eminger, Ryan Carter, Troy Bodie, George Parros, Corey Perry, Kyle Chipchura, Jeffrey Lupul, Brett Festerling, Massage Therapist James Partida

## THE SEASON:

The Ducks finished the season with a 39-32-11 record for 89 points (11th in Western Conference)...the club went 23-14-4 for 50 points in the second half of the season (41 games), which equaled the eighth-best record in the league...Anaheim also finished with points in eight of the last nine games (5-1-3) and went 9-3-3 over the last 15 contests...the Ducks concluded the 2009-10 season with a 6-0-2 record in the last eight games at Honda Center and were 17-3-3 in the last 23 contests at home.

## BY THE NUMBERS:

Right wing **Corey Perry** led the club in scoring with a career-high 27-49=76 points and was the only player to appear in all 82 regular season games for Anaheim...center **Ryan Getzlaf** led the team in assists (50) despite missing 16 games due to injury...defenseman **Scott Niedermayer**, who ranked tied for 11th in league defencemen scoring, led all Anaheim players in ice time (28:30) and paced all team blueliners in assists and points (10-38-48)...right wing **Bobby Ryan** had a career-high 35 goals in 81 games, leading the team in goals and ranking second in the NHL (behind only New Jersey's Zach Parise) among U.S.-born players...right wing **Teemu Selanne** finished the season ranked tied for third in the NHL in power play goals (14) and tied for eighth in goals-per game (.50), his highest mark since 2006-07 (.59)...with 27 goals on the year (27-21=48), 2009-10 marked Selanne's 14th season with 25 goals or more...Selanne had six goals in his last five games (6-2=8), 8-9=17 points in his last 13 and 9-12=21 points in his final 18 contests...center **Saku Koivu** earned 4-7=11 points with a +6 rating in his last five games...he also had 7-11=18 points in his last 13 and 8-12=20 in 19...Koivu, who scored the game-tying goal in two of his last three games (and the shootout winner on Apr. 3 at Los Angeles), ranked tied for 10th in the NHL in game-winning goals (6)...Koivu also eclipsed the 50-point mark for seventh consecutive season in 2009-10 (19-33=52)...defenseman **Lubomir Visnovsky** ranked tied for fourth in goals among NHL defencemen (with San Jose's Dan Boyle)...his five goals after his acquisition by Anaheim on Mar. 3 (did not play until Mar. 6) co-led all NHL defencemen (with Washington's Mike Green and Los Angeles' Drew Doughty).

## TAKING THE REINS:

The Ducks were 23-13-4 in their last 40 games dating back to Jan. 5, which equaled the eighth-best record in the NHL...that stretch began with Jonas Hiller starting 31 of the final 40 games, including 19 straight from Jan. 5-Mar. 24...prior to that, Hiller started 26 of the first 42 games of the season, alternating starts with J.S. Giguere (the Ducks were 16-19-7 at that point of the season)...Hiller himself was 18-11-1 (2.58 GAA, .923 SV%) in his last 32 games from Jan. 5 to the end of the season.

## 606:

After reaching the historic 600-goal plateau on Mar. 21 vs. Colorado and matching childhood idol and longtime friend Jari Kurri with 601 on Mar. 31 at Colorado, right wing **Teemu Selanne** scored two goals on Apr. 2 vs. Vancouver to grab sole possession of 17th place in all-time goals with his 602nd and 603rd goals...finishing the season with 606 career goals, Selanne became one of only 18 players in NHL history to score 600 goals and one of only three Europeans, following Jaromir Jagr (CZE) and Kurri (FIN).

## RECORD STREAK:

The Ducks had a franchise-record 11-game home winning streak from Dec. 8-Feb. 10...the 11-game winning streak at Honda Center was the second-longest in the NHL in 2009-10, behind only Washington's 14-game streak at Verizon Center.

## 2010 OLYMPICS:

Anaheim Ducks players combined for seven medals at the 2010 Olympic Winter Games, the most in the NHL (San Jose was second with five)...the seven medals also tied the most ever by an NHL team...the only other NHL teams to have as many as seven medal winners were the 1998 Pittsburgh Penguins and the 2002 Detroit Red Wings...Anaheim Ducks players combined for three gold (**Scott Niedermayer**, **Ryan Getzlaf**, **Corey Perry** for Canada), two silver (**Bobby Ryan**, **Ryan Whitney** for USA), and two bronze medals (**Saku Koivu** and **Teemu Selanne** for Finland) in Vancouver.

# 2009-10 GAME-BY-GAME

#	Date	Team	W-L-OT	Record	GF-GA	Scorers	W Goal	PP	PK	SF-SA	W-L Gldr.	Attend.
1	10/03/2009	SJS	L	00-01-00	1-4	19P	12	1-7	5-6	25-37	20 / 1	17281+
2	10/06/2009	@ MIN	O*	00-01-01	3-4	14,24,11P	15	1-2	2-5	19-32	32 / 35	18256+
3	10/08/2009	@ BOS	W	01-01-01	6-1	8P,8P,10,24,9,10S	8	2-2	6-6	30-34	1 / 30	16158
4	10/10/2009	@ PHI	W**	02-01-01	3-2	8,8	8	0-4	5-7	33-35	1 / 29	19603+
5	10/11/2009	@ NYR	L	02-02-01	0-3		26	0-4	3-5	18-38	0 / 35	18200+
6	10/14/2009	MIN	W	03-02-01	3-2	10,10,20	20	0-4	4-4	35-34	1 / 32	15111
7	10/17/2009	STL	L	03-03-01	0-5		21	0-5	4-6	26-32	29 / 1	14902
8	10/21/2009	DAL	L	03-04-01	2-4	15,14	6	0-1	2-3	26-38	35 / 1	14503
9	10/24/2009	CBJ	L	03-05-01	4-6	14,27P,14,8P	51	2-2	2-2	36-37	1 / 35	14468
10	10/26/2009	TOR	L	03-06-01	3-6	17,9P,10	22	1-3	5-10	28-39	50 / 1	14291
11	10/30/2009	VAN	W	04-06-01	7-2	10,16,13S,10P,9P,9,14	13	2-2	3-4	34-38	1 / 30	14756
12	10/31/2009	@ PHX	O**	04-06-02	2-3	10P,8P	17	1-7	1-2	34-32	30 / 1	6495
13	11/03/2009	PIT	L	04-07-02	3-4	10,10,11	9	0-2	6-6	29-27	29 / 1	16128
14	11/05/2009	NSH	W	05-07-02	4-0	8P,8,22,9	8	1-5	5-5	31-40	1 / 35	14298
15	11/07/2009	PHX	W	06-07-02	4-3	8P,9,10,13	13	1-6	1-2	26-30	1 / 30	15269
16	11/11/2009	@ NJD	L	06-08-02	1-3	10	23	0-6	3-3	32-25	30 / 1	14123
17	11/13/2009	@ CBJ	O**	06-08-03	2-3	9,22	20	0-5	3-4	34-29	32 / 35	15577
18	11/14/2009	@ DET	L	06-09-03	4-7	10,9P,14,15P	40	2-4	3-6	23-37	35 / 1	20066+
19	11/16/2009	@ PIT	L	06-10-03	2-5	22S,8	11	0-3	6-7	25-26	29 / 35	17052+
20	11/19/2009	TBL	W*	07-10-03	4-3	8,15P,9P,27P	27	3-7	3-4	27-24	1 / 41	14555
21	11/21/2009	SJS	L	07-11-03	2-3	34P,19P	19	2-4	2-3	30-36	20 / 1	15066
22	11/23/2009	CGY	W**	08-11-03	3-2	9,15	8	0-3	4-4	31-43	35 / 34	15348
23	11/25/2009	CAR	W	09-11-03	3-2	27P,17,8	8	1-2	3-3	33-30	35 / 34	14766
24	11/27/2009	CHI	W	10-11-03	3-0	8P,8P,4P	8	3-5	4-4	34-28	35 / 39	15068
25	11/29/2009	PHX	O*	10-11-04	2-3	15P,9	19	1-3	4-4	28-26	30 / 35	13023
26	12/01/2009	LAK	L	10-12-04	3-4	10,19P,22	15	1-4	4-5	30-42	32 / 1	14231
27	12/03/2009	@ DAL	L	10-13-04	1-3	11	29	0-2	3-3	27-37	35 / 35	16217
28	12/04/2009	@ MIN	O**	10-13-05	4-5	14,9P,14,9	48	1-3	2-3	22-29	32 / 1	18265+
29	12/06/2009	OTT	O**	10-13-06	3-4	15,14,10	11	0-3	4-5	36-29	30 / 35	14946
30	12/08/2009	DAL	W*	11-13-06	4-3	14,42,42,11	11	0-1	3-4	42-22	35 / 35	13861
31	12/11/2009	@ DET	O*	11-13-07	2-3	11,42	44	0-4	8-10	27-31	35 / 35	20066+
32	12/12/2009	@ CBJ	W	12-13-07	3-1	42,9,10P	9	1-2	4-4	25-36	1 / 1	14461
33	12/16/2009	@ VAN	W	13-13-07	3-2	9,15,11P	11	1-4	5-5	34-30	1 / 1	18810+
34	12/17/2009	@ SJS	L	13-14-07	1-4	15P	12	1-4	4-5	21-37	20 / 35	17562+
35	12/19/2009	PHX	W	14-14-07	4-2	13,28,15P,9P	15	2-7	4-4	34-41	1 / 30	15107
36	12/22/2009	@ COL	W	15-14-07	4-2	27,42,15,22	15	0-3	3-3	43-17	1 / 41	12171
37	12/23/2009	@ PHX	L	15-15-07	0-4		8	0-4	1-2	21-32	30 / 1	10030
38	12/26/2009	@ SJS	L	15-16-07	2-5	28,9	15	0-4	0-2	32-25	20 / 35	17562+
39	12/29/2009	MIN	W	16-16-07	4-2	9,42,9P,22S	9	1-3	3-4	32-31	1 / 37	16960
40	12/31/2009	@ DAL	L	16-17-07	3-5	11,13,11	21	0-2	3-4	34-42	35 / 1	18532+
41	01/02/2010	@ NSH	L	16-18-07	1-3	13	19	0-2	2-2	26-36	35 / 1	16654
42	01/03/2010	@ CHI	L	16-19-07	2-5	17,17	81	0-2	2-3	24-28	31 / 35	21662+
43	01/05/2010	DET	W	17-19-07	4-1	11S,39,10,28	39	0-4	4-4	35-39	1 / 35	15531
44	01/07/2010	STL	W	18-19-07	4-2	34,9,39,22	39	0-4	3-3	29-22	1 / 50	14248
45	01/09/2010	@ NSH	W	19-19-07	3-2	8,39,15	15	0-1	0-1	21-27	1 / 35	17113+
46	01/10/2010	@ CHI	W	20-19-07	3-1	10P,11,8	11	1-3	3-4	12-43	1 / 31	21708+
47	01/13/2010	BOS	W	21-19-07	4-3	42P,39,15,7	7	1-4	2-2	32-30	1 / 40	14957
48	01/14/2010	@ LAK	L	21-20-07	0-4		26	0-5	6-6	22-27	32 / 1	18118+
49	01/17/2010	CGY	W	22-20-07	5-4	42P,24,50,10,9	9	1-3	3-3	26-37	1 / 31	16153
50	01/19/2010	BUF	W	23-20-07	5-4	15,24,13,9P,50	50	1-3	3-4	30-45	1 / 30	15570
51	01/21/2010	@ SJS	L	23-21-07	1-3	39	4	0-5	5-6	27-25	20 / 1	17562+
52	01/23/2010	@ STL	W**	24-21-07	4-3	27,9,9	34	0-3	1-1	37-21	1 / 50	19150+
53	01/26/2010	@ ATL	L	24-22-07	1-2	7	61	0-4	3-4	35-34	1 / 1	12984
54	01/27/2010	@ WSH	L	24-23-07	1-5	42	26	0-2	4-5	31-49	30 / 35	18277+
55	01/29/2010	@ TBL	W**	25-23-07	2-1	34P	34	1-2	2-2	32-31	1 / 30	15230
56	02/01/2010	@ FLA	W	26-23-07	3-0	15,8P,10	15	1-3	4-4	25-33	1 / 29	10843
57	02/03/2010	DET	W	27-23-07	3-1	19,28,9	28	0-2	2-3	30-47	1 / 35	15180
58	02/04/2010	@ LAK	L	27-24-07	4-6	33,50,39,20	23	0-1	0-2	22-31	32 / 1	18118+
59	02/06/2010	LAK	W	28-24-07	4-2	8P,15,11P,10	11	2-4	4-4	33-37	1 / 32	16033
60	02/10/2010	EDM	W	29-24-07	3-2	9,9P,22	22	1-7	4-4	30-39	1 / 38	14766
61	02/13/2010	@ CGY	L	29-25-07	1-3	50	12	0-2	2-2	27-38	34 / 1	19289+
62	02/14/2010	@ EDM	W	30-25-07	7-3	11,10,27P,15P,16,15P,9P	15	4-11	4-5	46-29	1 / 38	16839+
63	03/03/2010	COL	L	30-26-07	3-4	33P,8,27P	39	2-6	3-6	34-25	41 / 1	14840
64	03/06/2010	@ PHX	L	30-27-07	0-4		16	0-7	3-4	32-30	30 / 1	14965
65	03/07/2010	MTL	O**	30-27-08	3-4	10,17P,27	14	1-1	3-3	42-43	41 / 1	15883
66	03/09/2010	CBJ	L	30-28-08	2-5	17,15	51	0-7	3-6	38-29	32 / 1	13700
67	03/12/2010	NSH	L	30-29-08	0-1		6	0-2	3-4	31-28	35 / 1	15077
68	03/14/2010	SJS	W	31-29-08	4-2	10,8,17,9	17	0-6	4-4	33-33	1 / 20	16317
69	03/17/2010	CHI	W	32-29-08	4-2	9,22S,11,9	11	0-2	3-3	36-41	1 / 50	15243
70	03/19/2010	NYI	W*	33-29-08	5-4	39,17,33P,17,11	11	1-2	1-3	39-31	31 / 43	14665
71	03/21/2010	COL	W	34-29-08	5-2	33P,39,8P,50S,15P	8	3-6	3-3	33-28	1 / 41	15528
72	03/23/2010	@ CGY	L	34-30-08	1-3	27	17	0-0	1-2	23-28	34 / 1	19289+
73	03/24/2010	@ VAN	L	34-31-08	1-4	11	22	0-4	1-2	31-30	30 / 1	18810+
74	03/26/2010	@ EDM	W	35-31-08	3-2	16,10P,10P	10	2-4	6-7	40-36	31 / 38	16839+
75	03/29/2010	DAL	W	36-31-08	3-1	63P,10,28	10	1-5	2-2	46-31	31 / 32	15070
76	03/31/2010	@ COL	W	37-31-08	5-2	7,11,27,8,33	27	0-1	2-3	27-29	31 / 41	13862
77	04/02/2010	VAN	O**	37-31-09	4-5	11,8P,8P,11P	38	3-8	4-4	34-40	30 / 31	16534
78	04/03/2010	@ LAK	W**	38-31-09	2-1	11P	11	1-2	3-4	33-29	31 / 32	18118+
79	04/06/2010	LAK	O**	38-31-10	4-6	33P,8,9,8P	11	2-3	2-3	21-40	31 / 31	16278
80	04/08/2010	@ DAL	O**	38-31-11	2-3	9,9P	9	1-4	3-3	19-51	35 / 1	18009
81	04/09/2010	@ STL	L	38-32-11	3-6	39,9,39	18	0-2	2-4	26-48	50 / 31	19150+
82	04/11/2010	EDM	W	39-32-11	7-2	20,7,39,8P,20,16,28S	39	1-3	2-2	45-31	1 / 38	16392



**FRONT ROW (L-R)** Jean-Sebastien Giguere, Executive Vice President/COO Tim Ryan, Senior Vice President of Hockey Operations David McNab, Executive Vice President & General Manager Bob Murray, Chris Pronger, Scott Niedermayer, Ryan Getzlaf, CEO Michael Schulman, Head Coach Randy Carlyle, Senior Vice President/CMO Bob Wagner, Jonas Hiller **SECOND ROW:** Assistant Coach Newell Brown, Assistant Coach Dave Farrish, Vice President of Human Resources Kim Kutcher, Vice President of Operations Kevin Starkey, Teemu Selanne, Rob Niedermayer, Bret Hedican, Todd Marchant, Vice President of Finance Doug Heller, Anaheim Arena Management Vice President of Finance Angela Wergechik, Goaltending Consultant Francois Allaire, Video Coordinator Joe Trotta **THIRD ROW:** Assistant Equipment Manager John Allaway, Equipment Manager Doug Shearer, Andrew Ebbett, James Wisniewski, Francois Beauchemin, Bobby Ryan, Ryan Carter, Mike Brown, Strength & Conditioning Coach Sean Skahan, Head Athletic Trainer Tim Clark, Assistant Athletic Trainer Meaghan Beaudoin **BACK ROW:** Equipment Assistant Chris Kincaid, Petteri Nokelainen, Sheldon Brookbank, Ryan Whitney, George Parros, Corey Perry, Brendan Mikkelsen, Erik Christensen, Brad Larsen, Massage Therapist James Partida

## POSTSEASON NOTES IN PLAYOFF SECTION

### THE SEASON:

The Ducks finished the 2008-09 regular season with a record of 42-33-7 for 91 points, ranking second in the Pacific Division and eighth in the Western Conference...Anaheim went 20-18-3 at home and 22-15-4 on the road in the regular season...the Ducks qualified for the playoffs for the fourth consecutive year and seventh time in club history (1997, 1999, 2003, 2006-2009).

### THE STANDINGS CLIMB:

After 69 games, the Ducks were 32-31-6, 12th in the Western Conference standings (13th by winning percentage)...Anaheim rallied to make the playoffs by posting the best record in the NHL (by points and winning percentage) over the last 13 games, going 10-2-1 (21 points, .808 win%)...the Ducks joined only the 1996-97 Ottawa Senators and 2006-07 New York Rangers as teams to rally from as low as 12th place to make the playoffs with 13 games-or-less remaining in the season...the 1996-97 Senators were 12th through 69 games and finished seventh, while the 2006-07 Rangers were 12th through 72 games and finished sixth.

### STRONG FINISH:

The Ducks finished the 2008-09 regular season winning five of the last seven games (5-1-1), 10 of 13 games (10-2-1) and were 11-3-1 in the last 15 overall...the Ducks scored at least one power play goal in eight of the last nine games (13-for-35, 37.1%) and went 20-for-48 (41.7%) over the final 13...in the last five contests, the Ducks were 9-for-16 on the power play for a 56.3% success rate...in addition, the club recorded 55 goals over the last 13 games (4.2 per game), scoring at least five goals in five of those contests.

### ROAD SUCCESS:

Anaheim finished the 2008-09 regular season by recording points in a team-record nine consecutive road games (7-0-2; 16 points), besting the previous mark of eight games set earlier in the year (7-0-1; Oct. 21-Nov. 30)...the Ducks won six straight road games before losing in a shootout in the season finale on Apr. 11 at Phoenix, falling just one win shy of tying a club-record seven-game road winning streak from Nov. 28-Dec. 13, 2006...with a 22-15-4 road record, the Ducks tied a franchise record for most road wins in a single season (22-14-5, 2006-07).

### LEADING THE WAY:

Center **Ryan Getzlaf** concluded the 2008-09 campaign ranked tied for third among NHL leaders in assists, tied for sixth in scoring (25-66=91) and tied for fourth in power play assists (28)...in addition to leading the club in assists and scoring, Getzlaf broke the Ducks single-season assist record (previously Kariya, 62) on his third helper of the night as part of a four-assist effort on Apr. 4 at San Jose...with two assists (0-2-2) on Apr. 2 at Vancouver, he set a single-season career high in assists (60), one game after establishing a personal best for points in a season on Mar. 31 at Edmonton (83).

### HILLER STRONG IN NET:

Goaltender **Jonas Hiller** concluded the regular season ranked tied for seventh among NHL goaltenders in GAA (2.39) and tied for sixth in SV% (.919)...over his last 12 games, Hiller went 8-2-0 with a 2.44 GAA and .919 SV%, stopping 319-of-347 shots...prior to a 3-2 loss to San Jose on Apr. 5 at Honda Center, Hiller won seven consecutive decisions to tie Guy Hebert for the longest winning streak in franchise history (Hebert won seven straight games from Feb. 25-Mar. 22, 1995).

### THE CAPTAIN LEADS THE WAY, AGAIN:

**Scott Niedermayer** concluded the regular season ranked second among all defensemen in scoring starting Jan. 1 (9-31=40, Mike Green of WSH had 23-27=50 points)...for the season, he ranked tied for third in the NHL in scoring and assists among defensemen...Niedermayer became Anaheim's all-time goal scorer among defensemen by surpassing Oleg Tverdokavsky with his 46th goal as a Duck on Mar. 8 vs. Minnesota...Niedermayer recorded his third three-point night of the season (1-2-3) on Mar. 31 at EDM, tying a single-game career high.

### MOVING ON UP:

Right wing **Teemu Selanne** scored his 1,200th career NHL point with his overtime goal on Mar. 18 vs. Nashville...Selanne became the 45th player in NHL history to reach the milestone and only the sixth player born outside North America to reach the mark, joining Jaromir Jagr, Stan Mikita, Jari Kurri, Mats Sundin and Paul Stastny...he became the franchise's all-time games played leader with his 617th game as a Duck on Jan. 31 at Colorado...with his appearance that afternoon at Pepsi Center, Selanne surpassed former teammate Steve Rucchin for sole possession of first in all-time Ducks appearances.

# 2008-09 GAME-BY-GAME

Date	Team	W/L/OT	Record	GF-GA	Scorers	W Goal	PP	PK	SF-SA	W - L GtDtr	Attend.
10/9/2008	@ SAN JOSE	L	00-01-00	1-4	44	14	0-2	5-7	29-41	20 - 35	17496
10/12/2008	PHOENIX	L	00-02-00	2-4	20,16	91	0-4	4-5	35-24	30 - 35	17174+
10/14/2008	@ LOS ANGELES	L	00-03-00	3-6	17,22,8	25	0-5	6-9	26-23	35 - 35	14451
10/15/2008	EDMONTON	L	00-04-00	2-3	40,44	71	0-2	3-4	35-28	32 - 1	16604
10/17/2008	SAN JOSE	W	01-04-00	4-0	23,32,25P,26	23	1-7	7-7	20-38	35 - 20	17174+
10/19/2008	CAROLINA	L	01-05-00	1-3	23	17	0-4	4-4	33-24	49 - 35	16847
10/21/2008	@ TORONTO	W**	02-05-00	3-2	23,16,8X	8	0-1	4-4	21-38	35 - 31	19222
10/24/2008	@ OTTAWA	W	03-05-00	4-3	17,22,26,15P	15	1-3	5-7	32-30	1 - 31	19762
10/25/2008	@ MONTREAL	W	04-05-00	6-4	40,15,10P,14,32S,8P	32	2-3	5-6	25-51	35 - 31	21273
10/27/2008	@ COLUMBUS	W	05-05-00	3-2	15,10,8P	8	1-5	6-6	24-32	35 - 30	10494
10/29/2008	DETROIT	W*	06-05-00	5-4	8P,8P,17,23	23	3-8	5-7	34-38	35 - 30	17174+
10/31/2008	VANCOUVER	O**	06-05-01	6-7	27P,8P,5,25,8P,10	2	3-9	3-5	37-29	1 - 1	16704
11/2/2008	CALGARY	W	07-05-01	3-2	15,25,20	20	0-1	5-6	37-36	35 - 34	16965
11/4/2008	@ LOS ANGELES	W*	08-05-01	1-0	25	25	0-4	6-6	27-35	35 - 31	14327
11/5/2008	ST. LOUIS	W	09-05-01	5-2	44,8P,10,15,15	10	1-1	4-5	27-32	1 - 50	16144
11/7/2008	DALLAS	L	09-06-01	2-5	7,27P	37	1-5	3-5	30-26	35 - 35	17048
11/9/2008	FLORIDA	L	09-07-01	1-3	10	10	0-4	3-4	45-26	31 - 35	16951
11/14/2008	NASHVILLE	O*	09-07-02	3-4	7,14P,15P	2	2-4	3-5	35-35	39 - 35	16485
11/16/2008	LOS ANGELES	W	10-07-02	2-0	10,3	10	0-3	5-5	26-29	1 - 31	17174+
11/19/2008	WASHINGTON	L	10-08-02	4-6	54,15,54,8P	10	1-5	5-8	32-33	60 - 35	16076
11/21/2008	@ ST. LOUIS	O*	10-08-03	2-3	14,27P	12	1-5	3-5	28-28	34 - 35	19150
11/22/2008	@ DALLAS	W**	11-08-03	2-1	10P,15X	15	1-4	7-7	24-32	1 - 35	17734
11/24/2008	COLORADO	W	12-08-03	4-1	8P,14,25,8P	14	2-3	4-4	24-30	35 - 31	16632
11/28/2008	CHICAGO	W	13-08-03	1-0	15	15	1-1	2-2	21-26	1 - 38	16994
11/30/2008	@ CAROLINA	W	14-08-03	4-1	15,8P,44,44	8	1-4	4-4	27-37	1 - 49	14191
12/1/2008	@ DETROIT	L	14-09-03	1-2	14	81	0-2	4-4	16-47	30 - 1	18862
12/3/2008	@ CHICAGO	L	14-10-03	2-4	8P,25	19	1-3	4-5	32-41	38 - 1	21574
12/7/2008	COLUMBUS	W	15-10-03	5-3	15,20,15,54,44	54	0-3	5-6	34-32	35 - 31	16914
12/10/2008	ST. LOUIS	W	16-10-03	4-2	16,14P,7,14	7	1-4	4-5	36-28	35 - 50	16058
12/11/2008	@ SAN JOSE	L	16-11-03	0-2	-	12	0-5	3-3	31-27	20 - 1	17496
12/14/2008	MINNESOTA	W	17-11-03	4-2	15,10,7,54	7	0-5	3-4	34-28	35 - 29	16577
12/16/2008	NY RANGERS	L	17-12-03	1-3	14	14	0-3	4-5	20-29	30 - 1	16921
12/19/2008	@ EDMONTON	W**	18-12-03	3-2	44S,10P,10X	10	1-8	9-10	36-53	1 - 35	16839
12/22/2008	@ VANCOUVER	L	18-13-03	3-4	54P,27P,26	22	2-5	6-8	27-26	41 - 1	18630
12/23/2008	@ CALGARY	L	18-14-03	3-4	7,15,13	13	0-1	3-4	33-32	34 - 35	19289
12/27/2008	@ DALLAS	O*	18-14-04	3-4	14,7P,7	9	1-2	4-5	22-38	35 - 35	18532
12/28/2008	@ ST. LOUIS	W	19-14-04	4-3	44,27P,5,54P	54	2-4	4-6	29-30	1 - 50	19150
12/31/2008	COLUMBUS	L	19-15-04	0-2	-	11	0-5	4-4	27-29	1 - 35	16758
1/2/2009	PHILADELPHIA	O**	19-15-05	4-5	10,44,48P,15P	18	2-4	5-6	27-32	43 - 35	17597+
1/4/2009	PHOENIX	W	20-15-05	2-0	25P,54P	25	2-4	4-4	34-29	1 - 30	16878
1/6/2009	LOS ANGELES	W	21-15-05	3-1	54P,26,54	26	2-5	3-4	26-18	1 - 31	17174+
1/8/2009	@ LOS ANGELES	L	21-16-05	3-4	54P,54,54	24	1-6	2-3	27-26	32 - 1	18118
1/9/2009	TAMPA BAY	L	21-17-05	3-4	48P,5,25	12	1-4	2-3	32-19	31 - 1	17174+
1/11/2009	NEW JERSEY	W	22-17-05	4-3	54,26,14,14	14	0-4	1-2	34-21	35 - 35	17331+
1/14/2009	DETROIT	L	22-18-05	3-4	15,10P,5	93	1-4	3-4	28-33	30 - 35	17525+
1/16/2009	@ PITTSBURGH	L	22-19-05	1-3	15P	24	1-4	3-3	22-24	29 - 35	17005
1/17/2009	@ MINNESOTA	W	23-19-05	3-0	10P,54,10	10	1-1	4-4	34-30	1 - 32	18568
1/20/2009	@ NY RANGERS	L	23-20-05	2-4	54P,10	19	1-5	7-7	34-30	30 - 1	18200
1/21/2009	@ NY ISLANDERS	L	23-21-05	1-2	54P	54	1-5	0-1	40-14	34 - 35	11853
1/27/2009	@ PHOENIX	W	24-21-05	7-3	14,10P,14,44,32,54,10	44	1-1	4-5	37-26	1 - 30	15383
1/28/2009	CHICAGO	L	24-22-05	2-3	54P,32S	19	1-2	3-2	38-27	39 - 1	17193+
1/31/2009	@ COLORADO	W	25-22-05	4-3	16,15,27P,8	8	1-5	4-5	31-37	1 - 31	17652
2/2/2009	BUFFALO	W	26-22-05	3-2	25,14P,10P	10	2-3	2-2	37-23	1 - 40	16874
2/4/2009	@ MINNESOTA	L	26-23-05	0-3	-	15	0-5	2-3	34-25	32 - 1	18568
2/5/2009	@ NASHVILLE	L	26-24-05	2-4	10,10	10	0-2	2-2	30-34	35 - 35	14877
2/7/2009	@ CALGARY	W	27-24-05	2-1	54,10	10	0-2	4-4	25-27	35 - 1	19289
2/11/2009	CALGARY	W*	28-24-05	3-2	27P,7,27	27	1-5	4-4	40-23	35 - 34	17270+
2/15/2009	ATLANTA	L	28-25-05	4-8	8,8,54,48	17	0-3	4-6	35-43	32 - 35	17228+
2/18/2009	LOS ANGELES	L	28-26-05	3-4	8P,15P,14	11	2-6	4-6	31-26	32 - 1	17089
2/20/2009	@ DETROIT	L	28-27-05	5-5	15P,54	40	1-4	3-5	26-34	29 - 35	20066
2/21/2009	@ COLUMBUS	W	29-27-05	2-2	25P,7,10,14,54	10	1-2	6-8	13-28	35 - 1	18628
2/24/2009	@ BUFFALO	W	30-27-05	3-2	8,22S,13	13	0-3	3-4	22-36	35 - 40	16990
2/26/2009	@ BOSTON	L	30-28-05	0-6	-	48	0-3	2-4	35-27	30 - 35	17565
2/28/2009	@ DALLAS	W	31-28-05	4-3	27,48P,10,8	8	1-3	3-4	18-33	35 - 28	18171
3/3/2009	@ CHICAGO	O*	31-28-06	2-3	18,54	24	0-3	2-2	28-37	38 - 35	21619
3/6/2009	DALLAS	L	31-29-06	2-3	34,9	21	0-3	3-4	38-16	35 - 35	17380+
3/8/2009	MINNESOTA	L	31-30-06	2-3	22S,27	15	0-3	4-4	38-25	32 - 1	17300+
3/11/2009	VANCOUVER	W*	32-30-06	4-3	8,15,17,27	27	0-6	5-5	41-35	1 - 1	16967
3/15/2009	SAN JOSE	L	32-31-06	0-1	-	24	0-4	4-4	34-30	20 - 1	17511+
3/18/2009	NASHVILLE	W*	33-31-06	4-3	10,48P,9P,8P	8	3-5	1-3	21-24	35 - 35	16181
3/19/2009	@ PHOENIX	W**	34-31-06	3-2	18,17,8X	9	0-2	5-5	27-28	1 - 30	12739
3/22/2009	PHOENIX	W	35-31-06	6-2	27P,16,10,15P,15P,48P	10	4-5	4-4	30-28	1 - 30	17215+
3/24/2009	@ NASHVILLE	W**	36-31-06	2-1	18,8X	8	0-1	2-3	19-32	35 - 35	16418
3/25/2009	@ COLORADO	W	37-31-06	7-2	26,8,10,10P,48P,44,17	10	2-6	3-4	29-36	1 - 31	16279
3/27/2009	EDMONTON	L	37-32-06	3-5	15,15P,10	51	1-9	3-4	54-20	35 - 35	17257+
3/29/2009	COLORADO	W	38-32-06	4-1	10,9P,9,18	9	1-4	1-2	31-27	1 - 31	17182+
3/31/2009	@ EDMONTON	W	39-32-06	5-3	21,27P,25P,44,44P	44	3-4	4-5	25-31	1 - 35	16839
4/2/2009	@ VANCOUVER	W**	40-32-06	6-5	8P,9,9,10,8,10X	10	1-1	3-4	32-30	1 - 1	18630
4/4/2009	@ SAN JOSE	W	41-32-06	5-2	9,10,13,8,9P	13	1-1	2-3	28-30	1 - 20	17496
4/5/2009	SAN JOSE	L	41-33-06	2-3	17S,10P	14	1-2	5-7	21-26	33 - 1	17398+
4/10/2009	DALLAS	W**	42-33-06	4-3	22,27,48,8X	8	0-4	3-4	39-45	1 - 35	17531+
4/11/2009	@ PHOENIX	O*	42-33-07	4-5	26P,10P,9P,8	41	3-4	4-6	35-33	30 - 35	16438

(\* = OVERTIME \*\* = SHOOTOUT + = SELLOUT)

P = POWER PLAY GOAL S = SHORTHANDED GOAL X = SHOOTOUT GOAL



# 2007-08 ANAHEIM DUCKS



**Front Row (L-R):** J.S. Giguere, Executive Vice President/COO Tim Ryan, Senior Vice President of Hockey Operations Bob Murray, Executive Vice President & General Manager Brian Burke, Owner Henry Samueli, Rob Niedermayer, Chris Pronger, Chris Kunitz, Owner Susan Samueli, CEO Michael Schulman, Head Coach Randy Carlyle, Assistant General Manager David McNab, Jonas Hiller. **Second Row:** Assistant Coach Newell Brown, Assistant Coach Dave Farrish, Vice President of Human Resources Kim Kutcher, Vice President of Operations Kevin Starkey, Senior Vice President/CMO Bob Wagner, Teemu Selanne, Scott Niedermayer, Samuel Pahlsson, Todd Marchant, Senior Advisor to the General Manager Al Coates, Vice President of Sales & Marketing Steve Obert, Vice President of Finance Doug Heller, Anaheim Arena Management Vice President of Finance Angela Wergechik, Video Coordinator Joe Trotta. **Third Row:** Assistant Equipment Manager John Allaway, Equipment Manager Doug Shearer, Doug Weight, Mathieu Schneider, Bobby Ryan, Sean O'Donnell, Ryan Getzlaf, Corey Perry, Francois Beauchemin, Marc-Andre Bergeron, Goaltending Consultant Francois Allaire, Strength & Conditioning Coach Sean Skahan, Head Trainer Tim Clark. **Back Row:** Visiting Team Equipment Attendant Chris Kincaid, Brad May, Travis Moen, Brian Sutherby, George Parros, Todd Bertuzzi, Kent Huskins, Joe DiPenta, Ryan Carter, Massage Therapist James Partida.

## POSTSEASON NOTES IN PLAYOFF SECTION

### THE SEASON:

The Ducks completed the 2007-08 regular season with a mark of 47-27-8 record for 102 points, finishing second in the Pacific Division and fourth in the Western Conference...Anaheim eclipsed the 100-point mark for the second consecutive year, while setting new season club records for the fewest goals allowed (184) and most home wins (28)...Anaheim finished the year winning eight of its last 10 (8-2-0) and 15 of the last 20 games (15-4-1)...at Honda Center, the club went 12-1-0 in the last 13 games and 19-3-1 over the final 23 home contests...the club clinched a playoff berth for the third consecutive year and sixth time in franchise history on Mar. 26 vs. Los Angeles in a 2-1 shootout triumph.

### DUCKS SELL OUT THE SEASON:

The Ducks' sellout vs. Phoenix on Apr. 6 (17,269) marked the club's 40th in 40 games at Honda Center in 2007-08, a complete sellout for the regular season...it was just the second time a local NHL team (Southern California market) had sold out a full (non-lockout) regular season...the 1991-92 Los Angeles Kings were the only other such team to do so at the 16,005-seat Forum...the Ducks set franchise attendance records last season for sellouts (40), average attendance (17,195) and percent capacity (100.12%)...the Ducks broke the team record for consecutive regular season sellouts on Feb. 22 against the St. Louis Blues when they surpassed the previous record of 51 straight regular season sellouts set from Dec. 22, 1993-Oct. 20, 1995...the Ducks finished the regular season with a sellout streak of 74 games, the third-longest active regular season sellout streak among U.S.-based NHL teams (behind only Minnesota and the NY Rangers).

### LEADERS BY ADDITION:

The Ducks went 20-5-1 after the return of right wing **Teemu Selanne** on Feb. 5 against the New York Islanders at Nassau Coliseum...the Ducks also had similar success when they welcomed the return of defenseman **Scott Niedermayer** and arrival of center **Doug Weight**...the Ducks owned the best winning percentage in the NHL after Selanne's return on Feb. 5 (.788) and the best winning percentage following Niedermayer's return on Dec. 16 (.708)...below is a closer look:

### NHL STANDINGS BEGINNING FEB. 5

RK	TEAM	GP	W	L	OT	PTS	WIN %
1.	Anaheim	26	20	5	1	41	.788
2.	San Jose	30	20	7	3	43	.717
3.	Washington	29	19	7	3	41	.696
4.	Montreal	29	19	9	1	39	.672
5.	Pittsburgh	29	18	8	3	39	.672

### WINNING AT HONDA CENTER:

The Ducks finished 28-9-4 at Honda Center in 2007-08, establishing a new franchise record for home wins in the regular season...the previous team record of 26 home wins was established during the 2005-06 season (26-10-5) and matched in the 2006-07 campaign (26-6-9)...the Ducks won a franchise-record 10 consecutive games at Honda Center from Feb. 17-Mar. 26, marking the longest home winning streak in the NHL in 2007-08.

### THE TOP 10 LIST:

**J.S. Giguere** was one of only three goaltenders in the NHL in 2007-08 to rank among the top 10 in wins, goals-against average and save percentage...Giguere ranked second in GAA (2.12), third in SV% (.922) and tied for seventh in wins (35)...the only other two goaltenders who ranked among the top 10 in all three categories were New Jersey's Martin Brodeur and Minnesota's Niklas Backstrom.

### HILLER SHINES:

Ducks goaltender **Jonas Hiller** closed the regular season on a strong note...from Mar. 1 through the end of the regular season, Hiller ranked second in the NHL with a .952 SV% (stopping 217-of-228 shots) and 1.55 GAA (11 GA/426 MIN) among goaltenders that played in at least five games (Hiller was 4-3-0 in those games).

### WINNING WAYS:

**Randy Carlyle** (138-74-34) became Anaheim's winningest head coach in franchise history with a 2-1 victory over the New Jersey Devils on Feb. 8 at Prudential Center...Carlyle surpassed Ron Wilson's club record of 120 wins as a Ducks head coach with win No. 121 in his 223rd game behind the bench with Anaheim.

### NHL STANDINGS BEGINNING DEC. 16


RK	TEAM	GP	W	L	OT	PTS	WIN %
1.	Anaheim	48	32	12	4	68	.708
2.	Pittsburgh	51	32	13	6	70	.686
3.	San Jose	52	32	14	6	70	.673
4.	Washington	49	30	13	6	64	.673
5.	Montreal	50	31	14	5	67	.670

# 2007-08 GAME-BY-GAME

Date	Team	W/L/OT	Record	GF - GA	Scorers	W Goal	PP	PK	SF - SA	W - L Gldtr	Attend.
09/29/07	@ LOS ANGELES	L	00-01-00	1-4	54P	4	1-8	4-7	27-21	45 - 30	17551
09/30/07	LOS ANGELES	W	01-01-00	4-1	10P,14P,10,32	14	2-4	4-4	25-23	1 - 35	17300
10/03/07	@ DETROIT	O**	01-01-01	2-3	4,15P	26	1-5	5-7	15-42	39 - 30	17610
10/05/07	@ COLUMBUS	L	01-02-01	0-4	-	61	0-7	8-11	28-37	31 - 30	17852
10/06/07	@ PITTSBURGH	L	01-03-01	4-5	14P,15,14S,10	12	1-5	4-5	23-29	29 - 1	17132
10/10/07	BOSTON	W	02-03-01	2-1	15,23	23	0-3	3-3	30-19	30 - 30	17285+
10/14/07	MINNESOTA	L	02-04-01	0-2	-	12	0-8	4-4	37-25	29 - 35	17174+
10/15/07	DETROIT	W	03-04-01	6-3	40,14P,19,26S,10P,21S	26	2-11	8-9	29-35	30 - 39	17174+
10/17/07	NASHVILLE	W	04-04-01	3-1	10,56,18	56	0-2	2-2	31-29	35 - 30	17174+
10/20/07	@ DALLAS	L	04-05-01	1-3	25P	63	1-9	2-3	21-23	35 - 35	18057
10/23/07	@ ST. LOUIS	L	04-06-01	2-4	19,28	22	0-5	3-5	16-33	34 - 35	14764
10/25/07	PHOENIX	L	04-07-01	0-1	-	12	0-6	5-5	31-21	35 - 30	17174+
10/28/07	EDMONTON	O**	04-07-02	2-3	14,10	89	0-3	4-4	32-22	32 - 35	17174+
11/01/07	COLUMBUS	W**	05-07-02	2-1	44,11X	11	0-6	5-6	34-20	35 - 30	17174+
11/03/07	@ PHOENIX	W	06-07-02	5-2	11P,10,24,15P,10	24	2-6	4-5	39-32	35 - 35	15888
11/05/07	DALLAS	L	06-08-02	0-5	-	63	0-4	1-3	19-24	35 - 35	17174+
11/07/07	PHOENIX	O*	06-08-03	5-6	14P,22,19P,18,10	19	2-5	5-7	27-29	35 - 35	17174+
11/09/07	SAN JOSE	W**	07-08-03	3-2	15,19,15X	15	0-1	5-6	26-24	35 - 20	17174+
11/13/07	LOS ANGELES	W**	08-08-03	4-3	15P,22,40P,10X	10	2-4	6-8	33-32	35 - 35	17174+
11/15/07	@ LOS ANGELES	W	09-08-03	6-3	10,10,15,24,26,44	24	0-3	4-5	32-29	35 - 37	18118
11/17/07	@ SAN JOSE	W**	10-08-03	2-1	14,10X	10	0-2	4-4	29-29	35 - 20	17496
11/21/07	@ DALLAS	L	10-09-03	1-2	10P	15	1-6	4-6	18-24	41 - 35	18584
11/23/07	PHOENIX	O**	10-09-04	3-4	15,25P,25	19	1-4	4-5	26-38	30 - 1	17174+
11/25/07	LOS ANGELES	W	11-09-04	3-2	15,15,14	14	0-4	4-5	32-25	35 - 35	17174+
11/27/07	@ VANCOUVER	L	11-10-04	0-4	-	19	0-2	8-10	26-33	1 - 35	18630
11/29/07	@ CALGARY	W	12-10-04	1-1	22,14,10P,44S	14	1-1	5-6	26-39	35 - 34	19289
11/30/07	@ EDMONTON	L	12-11-04	1-5	15	10	0-5	7-8	22-35	35 - 35	18639
12/02/07	EDMONTON	L	12-12-04	0-4	-	14	0-4	3-5	25-21	32 - 35	17174+
12/05/07	BUFFALO	W	13-12-04	4-1	19,11P,4,10P	11	2-3	4-4	33-23	35 - 30	17174+
12/07/07	@ CHICAGO	W	14-12-04	5-3	10P,14,11,15,14	15	1-6	2-3	22-42	35 - 39	17734
12/08/07	@ NASHVILLE	L	14-13-04	2-4	7,15S	20	0-4	9-10	23-33	30 - 1	13469
12/10/07	@ COLUMBUS	W*	15-13-04	4-3	10P,10P,26S,25P	25	3-6	7-9	28-35	35 - 31	11984
12/12/07	VANCOUVER	L	15-14-04	2-3	25, 4	29	0-2	4-4	35-20	41 - 35	17174+
12/14/07	MINNESOTA	L	15-15-04	2-5	24,4P	25	1-2	2-6	30-19	29 - 35	17174+
12/16/07	SAN JOSE	O**	15-15-05	1-2	54	19	0-4	8-8	31-37	20 - 35	17174+
12/18/07	@ SAN JOSE	W	16-15-05	2-0	10,54P	10	1-5	5-5	16-20	35 - 20	17197
12/19/07	COLORADO	W*	17-15-05	2-1	25,11	11	0-2	1-1	38-12	1 - 31	17174+
12/22/07	@ SAN JOSE	W	18-15-05	5-2	25,10P,14,4,21	14	1-4	4-5	24-29	35 - 20	17496
12/27/07	@ EDMONTON	W	19-15-05	2-1	10,39	39	0-3	3-3	23-16	35 - 32	16839
12/29/07	@ CALGARY	L	19-16-05	3-5	4P,16,27P	12	2-4	5-6	32-35	34 - 35	19289
12/30/07	@ VANCOUVER	L	19-17-05	1-2	15	24	0-2	2-3	22-22	1 - 1	18630
01/02/08	COLUMBUS	W	20-17-05	2-1	15,25P	25	1-5	5-5	34-27	35 - 31	17174+
01/04/08	CHICAGO	W	21-17-05	2-1	10,14P	14	1-7	4-4	32-21	1 - 39	17174+
01/05/08	@ PHOENIX	O**	21-17-06	2-3	15,39	88	0-3	3-4	31-34	30 - 35	16159
01/07/08	NASHVILLE	W	22-17-06	5-2	32,14,25P,10P,15	25	2-3	2-4	37-22	35 - 39	17174+
01/09/08	TORONTO	W	23-17-06	5-0	4,10,12,39P,14P	4	2-4	6-6	24-28	35 - 35	17174+
01/13/08	SAN JOSE	W*	24-17-06	4-3	4,10,39,23	23	0-5	2-3	29-29	35 - 1	17174+
01/15/08	DALLAS	W	25-17-06	4-2	27,22,15P,4P	15	2-5	3-3	36-24	35 - 35	17174+
01/17/08	@ NASHVILLE	W	26-17-06	2-1	12P,10	10	1-7	6-7	16-34	35 - 30	14193
01/18/08	@ MINNESOTA	W	27-17-06	4-2	4,10,25P,4	25	1-4	2-2	27-27	1 - 29	18568
01/20/08	@ DALLAS	L	27-18-06	2-5	11P,15	15	1-5	4-5	20-27	35 - 35	18461
01/23/08	DETROIT	L	27-19-06	1-2	25P	51	1-5	5-6	25-33	39 - 35	17355+
01/24/08	@ LOS ANGELES	L	27-20-06	1-3	44	7	0-5	5-6	32-31	35 - 35	18118
01/30/08	@ MINNESOTA	L	27-21-06	1-5	10	10	0-4	4-4	21-23	32 - 35	18568
02/01/08	@ ST. LOUIS	O**	27-21-07	0-1	-	10	0-4	3-3	30-20	34 - 35	19150
02/02/08	@ PHILADELPHIA	L	27-22-07	0-3	-	22	0-3	2-3	27-25	43 - 1	19822
02/05/08	@ NY ISLANDERS	W	28-22-07	3-0	27P,22,39	27	1-6	1-1	26-25	35 - 39	9649
02/07/08	@ NY RANGERS	W	29-22-07	4-1	11,10,14P,4	10	1-2	4-4	19-33	35 - 30	18200
02/08/08	@ NEW JERSEY	W	30-22-07	2-1	52,52	52	0-2	5-5	24-35	1 - 30	15332
02/10/08	@ DETROIT	W	31-22-07	3-2	52,11,40	40	0-2	6-8	19-29	35 - 30	20066
02/12/08	@ COLORADO	W	32-22-07	2-1	8P,26	26	1-3	4-4	29-33	35 - 60	16257
02/15/08	DALLAS	L	32-23-07	2-4	14,14	3	0-4	3-6	22-21	35 - 35	17323+
02/17/08	CALGARY	W	33-23-07	4-2	15,52,27P,25P	27	2-6	2-3	36-25	35 - 34	17174+
02/20/08	COLORADO	W**	34-23-07	3-2	8P,44,10X	10	1-6	4-4	22-28	35 - 31	17174+
02/22/08	ST. LOUIS	W*	35-23-07	2-1	8,26	26	0-3	4-4	29-17	35 - 34	17174+
02/24/08	CHICAGO	W	36-23-07	6-3	8P,15,8P,40,8,14	40	2-9	6-6	28-32	1 - 40	17174+
02/29/08	CALGARY	W	37-23-07	3-1	11,27P,8P	27	2-7	4-5	25-23	35 - 34	17174+
03/03/08	OTTAWA	W	38-23-07	3-1	4,10P,27P	10	2-6	4-4	31-25	35 - 29	17174+
03/05/08	@ CHICAGO	L	38-24-07	0-3	-	52	0-3	7-9	19-28	50 - 35	16666
03/06/08	@ COLORADO	L	38-25-07	0-1	-	8	0-3	6-6	27-30	60 - 1	18007
03/09/08	MONTREAL	W	39-25-07	3-1	22,14,26S	14	0-8	4-4	37-21	35 - 31	17174+
03/11/08	@ PHOENIX	O**	39-25-08	2-3	22,15	17	0-3	3-4	37-39	30 - 35	14683
03/12/08	VANCOUVER	W	40-25-08	4-1	22,32S,44,39P	32	1-4	5-6	31-31	1 - 1	17174+
03/15/08	ST. LOUIS	W	41-25-08	5-2	11,8P,44,44,15	44	1-5	1-1	33-40	35 - 34	17174+
03/19/08	@ DALLAS	W	42-25-08	2-1	27P,4P	4	2-5	7-7	17-21	35 - 35	18584
03/21/08	@ SAN JOSE	L	42-26-08	1-2	22	27	0-2	6-7	13-43	20 - 1	17496
03/22/08	@ PHOENIX	W	43-26-08	2-1	8,8P	8	1-6	4-5	15-31	1 - 30	17645
03/26/08	LOS ANGELES	W**	44-26-08	1-1	54P,11X	11	1-5	1-2	40-32	1 - 31	17331+
03/28/08	SAN JOSE	L	44-27-08	1-3	27P	27	1-3	2-3	24-27	1 - 31	17334+
03/30/08	DALLAS	W**	45-27-08	3-2	11P,11,14X	14	1-7	5-5	32-25	35 - 35	17174+
04/05/08	@ LOS ANGELES	W	46-27-08	4-3	33,8,15,8	8	0-2	3-3	26-31	35 - 39	18118
04/06/08	PHOENIX	W**	47-27-08	3-2	14,54,15X	15	0-0	1-2	43-34	1 - 30	17269+

(\* = OVERTIME \*\* = SHOOTOUT + = SELLOUT)  
P = POWER PLAY GOAL S = SHORTHANDED GOAL X = SHOOTOUT GOAL

## 2007 STANLEY CUP CHAMPIONS



**FRONT ROW (L-R):** J.S. Giguere, Assistant General Manager David McNab, Vice President/COO Tim Ryan, Senior Vice President of Hockey Operations Bob Murray, Executive Vice President & General Manager Brian Burke, Owner Henry Samueli, Chris Pronger, Scott Niedermayer, Rob Niedermayer, Owner Susan Samueli, CEO Michael Schulman, Head Coach Randy Carlyle, Senior Vice President/CMO Bob Wagner, Ilya Bryzgalov and Sebastien Caron. **SECOND ROW:** Trainer Rick Burrell, Assistant Coach Dave Farrish, Vice President of Finance Doug Heller, Vice President of Human Resources Kim Kutcher, Senior Vice President/General Manager of Honda Center Mike O'Donnell, Chris Kunitz, Andy McDonald, Teemu Selanne, Samuel Pahlsson, Todd Marchant, Ryan Shannon, Senior Advisor to the General Manager Al Coates, Vice President of Sales & Marketing Steve Obert, Assistant Coach Newell Brown and Video Coordinator Joe Trotta. **THIRD ROW:** Assistant Equipment Manager John Alloway, Equipment Manager Mark O'Neill, Mark Hartigan, Francois Beauchemin, Travis Moen, Corey Perry, Sean O'Donnell, Ryan Getzlaf, Brad May, Goaltending Consultant Francois Allaire, Director of Professional Scouting Rick Paterson, Strength & Conditioning Coach Sean Skahan and Head Trainer Tim Clark. **BACK ROW:** Visiting Team Equipment Attendant Chris Kincaid, Aaron Rome, Shawn Thornton, Kent Huskins, Joe DiPenta, Dustin Penner, George Parros, Ric Jackman, Drew Miller, Ryan Carter, Joe Motzko and Massage Therapist James Partida.

### POSTSEASON NOTES IN PLAYOFF SECTION

#### PACIFIC DIVISION CHAMPIONS:

The Ducks finished the season with a record of 48-20-14 for 110 points, winning their first Pacific Division Title (finished second in Western Conference)... Anaheim's OT win vs. Dallas on Mar. 23 clinched a playoff berth, marking the first time in team history the club qualified for the playoffs in consecutive seasons (fifth playoff appearance overall)...the Ducks took over sole possession of first place in the Pacific Division on Oct. 27 and spent the final 72 games and 163 days atop of the Pacific Division...they clinched the division title on Apr. 7 with Vancouver's 4-3 OT win vs. SJ, then finished the season later that evening with a 4-3 win @ Columbus...below is a look at the Ducks' finish within its division in each of their 13 seasons in the NHL:

#### SEASON

1993-94  
1994-95  
1995-96  
1996-97  
1997-98  
1998-99  
1999-00  
2000-01  
2001-02  
2002-03  
2003-04  
2005-06  
2006-07

#### DIVISION WINNER

Calgary Flames  
Calgary Flames  
Colorado Avalanche  
Colorado Avalanche  
Colorado Avalanche  
Dallas Stars  
Dallas Stars  
Dallas Stars  
San Jose Sharks  
Dallas Stars  
San Jose Sharks  
Dallas Stars  
Dallas Stars  
**Anaheim Ducks**

#### DUCKS FINISHED

Fourth (six-team division)  
Sixth (six-team division)  
Fourth (seven-team division)  
Second (seven-team division)  
Sixth (seven-team division)  
Third (five-team division)\*  
Fifth (five-team division)  
Fifth (five-team division)  
Fifth (five-team division)  
Second (five-team division)  
Fourth (five-team division)  
Third (five-team division)  
**First (five-team division)**

\*The Pacific Division was realigned to today's format prior to the 1998-99 season

#### RECORD-BREAKING SEASON:

After breaking nearly all major club records in 2005-2006, the Ducks followed suit with another record-breaking season...With a 48-20-14 record, the Ducks set new franchise records for wins (48) and standings points (110), reaching the 100-point mark for the first time in club history... Anaheim also set new club highs in goals (254 - does not include goals awarded for shootout wins), PP goals (89) and PP% (22.4%, 89-for-398).

#### STRONG FINISH:

The Ducks closed out the season earning standings points in six straight (4-0-2) and 17 of their last 20 games (13-3-4)...the club earned points in 12 of their last 13 home contests (8-1-4)...in addition, Anaheim recorded points in the last five consecutive (4-0-1) and seven of their last nine road games (5-2-2)... the Ducks recorded points in 62 of 82 games (110 of a possible 164).

## HOT TICKET IN TOWN:

The Ducks finished the regular season having sold out 22 consecutive home contests (longest streak since 1998) and 24 of the last 25...the club recorded 25 total sellouts on the season, 13 more than it had in 2005-2006...the 25 sellouts matches the most since the 1997-98 season...the Ducks averaged 16,377 fans per game, an 8.2% increase over last year (15,131)...the club's average attendance and percent capacity (95.4%) were also the highest since the 1997-98 season.

## WEST COAST WINNERS:

The Ducks recorded 106 points with their win Mar. 31 @ STL, breaking Los Angeles' 32-year record for most points by a West Coast team in NHL history...below is a look at the top nine West Coast teams in NHL history to eclipse 100 points:

### TOP POINTS IN NHL HISTORY BY WEST COAST TEAMS

Team	Year	GP	Pts
Anaheim	2006-07	82	110 (48-20-14)
San Jose	2006-07	82	107 (51-26-5)
Los Angeles	1974-75	80	105 (42-17-21)
San Jose	2003-04	82	104 (43-21-18)
Vancouver	2002-03	82	104 (45-23-14)
Vancouver	2006-07	82	105 (49-26-7)
Los Angeles	1990-91	80	102 (46-25-10)
Vancouver	2003-04	82	101 (43-24-15)
Vancouver	1992-93	84	101 (46-29-9)

\*The California/Oakland Seals' best finish was in 1968-69 with 69 points

## TOUGH TO BEAT:

Anaheim netminder **J.S. Giguere** finished the season with a record of 36-10-8...his GAA (2.26) was his lowest since the 2001-02 season (2.13) and his SV% (.918) was his best since 2002-03 (.920)...in 28 home starts, Giguere posted a 21-2-5 record with a 2.17 GAA (60 GA/1,660 min.) and .917 SV% (659-of-719 shots), having earned the Ducks points in 26 of those games...for the season, he ranked 10th in the NHL in wins, 5th in GAA and T-7th in SV%...in addition, with a win March 29 @ CBJ, Giguere broke his previous career-high and established a new franchise record for wins in a season (previous mark was 34 wins, set in 2002-03).



## BETTER WITH AGE:

With a goal March 29 @ CBJ, **Teemu Selanne** became the oldest player in NHL history (age 36-or-older) to score 45-plus goals in one season (finished with 48)...Selanne was born on July 3, 1970...Selanne was also the first player in NHL history age 35-or-older to record consecutive 40+ goal seasons (had 40 in 2005-06)...it marked the 7th time in his career he hit the 40 goal plateau, the most among active NHL players...among league leaders, Selanne finished 3rd in the NHL (1st in the Western Conference) in goals and T-11th in the NHL in points (94)...he finished 1st in the NHL in power play goals (25) and T-1st in game-winning goals (10), which include two overtime winners.

## SPECIAL TEAMS TOPS THE CHARTS:

The Ducks were the only team in the NHL this season to have a top-5 ranking in both power play and penalty killing percentage...the Ducks set a new club record for highest PP% in one season, finishing third in the NHL with a 22.4% success rate (89-for-398)...Anaheim finished fourth overall in PK%, killing 349-of-410 penalties on the campaign (85.1%)...the Ducks killed the last 22 consecutive opponent power play to end the season, going back to Mar. 28 @ CHI (did not allow a PP goal in the last five games).

## LIGHTING THE LAMP:

The Ducks scored three-or-more goals in 54 of 82 contests in 2006-2007...during the final stretch, the Ducks scored three-or-more goals in 10 of their last 14 and 15 of their last 20 contests...Anaheim recorded 258 team goals, T-3rd in the Western Conference.

## CLAMPING DOWN:

The Ducks were especially tough to score against during the third period in 2006-2007...Anaheim allowed only 64 goals in the final period of regulation, the second-least in the NHL...below is a look at the top five teams in the NHL who allowed the least amount of goals in the third period:

Team	Goals Allowed
Minnesota	55
Anaheim	63
Dallas	64
Detroit	64
New Jersey	67



# 2006-07 ANAHEIM DUCKS

## NORRIS FINALISTS:

Ducks defensemen **Scott Niedermayer** and **Chris Pronger** were both Norris Trophy finalists...Niedermayer (15-54=69) and Pronger (13-46=59) both finished the season with 50-plus points, marking the first time in club history two defensemen hit that plateau (prior to the 2006-07 season, no pair of Ducks defensemen had each recorded 40-or-more points):

- Captain Scott Niedermayer led all NHL defensemen in scoring, becoming the first Anaheim blue-liner to do so... he was also tied for first in assists among defensemen.
- Despite missing 16 games due to injury, defenseman Chris Pronger finished the season tied for sixth in points, sixth in assists among NHL defensemen and fourth overall in avg. TOI...Pronger led the Ducks in plus/minus...in addition, he ranked first in points-per-game (.89) among NHL defensemen.



## IRON MAN:

**Samuel Pahlsson** became the Ducks' all-time "Iron Man" with 275 consecutive games played...on Jan. 9 @ NSH, he passed Oleg Tverdovsky to move into first place on the Ducks' all-time consecutive games played list...Pahlsson played in all 82 games in each of the last three seasons and has not missed a game since being a healthy scratch on Feb. 5, 2003 @ Edmonton...in addition, Pahlsson is currently 7th in the NHL on the active games played list...Andy McDonald is now in 2nd place on the Ducks all-time consecutive games played list, having played in 243 consecutive games...below is a list of most consecutive games played list in Ducks history and the longest "Iron Man" streaks NHL:



## DUCKS

Player	Consecutive Games Played
<b>Samuel Pahlsson</b>	<b>275 (current)</b>
Andy McDonald	243
Oleg Tverdovsky	237
Paul Kariya	195
Steve Rucchin	185

## NHL (ACTIVE)


Player	Consecutive Games Played
Brendan Morrison, VAN	512
Cory Sarich, TB	388
Andrew Brunette, COL	371
Olli Jokinen, FLA	294
Jay Pandolfo, NJ	283
Brad Richards, TB	283
<b>Samuel Pahlsson, ANA</b>	<b>275</b>

# 2006-07 GAME-BY-GAME

#	Date	Team	W/L/OT	Record	GF- GA	Scorers	W Goal	PP	PK	SF - SA	W - L Gldtr	Attend.
1	10/06/2006	LOS ANGELES	W	01-00-00	4-3	10,19,15,14P	14	1-5	6-7	32-44	35- 39	17174+
2	10/07/2006	@ PHOENIX	W	02-00-00	2-1	8P,17P	17	2-5	5-6	25-35	30- 31	15887
3	10/09/2006	ST. LOUIS	W	03-00-00	2-0	14P,14P	14	2-6	5-5	34-34	35- 1	13938
4	10/11/2006	NY ISLANDERS	O**	03-00-01	4-5	26,26,25P,10P	16	2-6	2-3	50-24	1- 35	12394
5	10/15/2006	DALLAS	O**	03-00-02	3-4	22S,27,19	36	0-4	8-10	39-35	35- 35	15269
6	10/18/2006	DETROIT	W	04-00-02	4-1	15P,37P,14P,10	37	3-10	7-7	31-22	35- 39	14767
7	10/20/2006	MINNESOTA	W	05-00-02	2-1	27,21	21	0-4	5-5	29-28	35- 35	13430
8	10/22/2006	@ LOS ANGELES	W**	06-00-02	3-2	38,17,15X	15	0-1	2-2	21-31	35- 31	18118
9	10/25/2006	EDMONTON	W	07-00-02	6-2	32,27,15,38,15,32	15	0-2	4-5	20-31	35- 35	13537
10	10/27/2006	@ MINNESOTA	O**	07-00-03	2-3	19,14	9	0-4	9-9	34-33	35- 35	18568
11	10/28/2006	@ CHICAGO	W	08-00-03	3-0	17,19P,44	17	1-7	3-3	22-14	30- 31	13580
12	10/30/2006	@ ST. LOUIS	W**	09-00-03	6-5	32,23,22,27P,17P,15X	15	2-3	7-9	33-24	35- 1	8629
13	11/01/2006	NY RANGERS	O*	09-00-04	3-4	8,25,15	68	0-6	7-9	33-34	80- 35	14350
14	11/03/2006	PHOENIX	W	10-00-04	6-2	14P,17,8P,21,19,25P	8	3-7	5-5	35-27	30- 31	14833
15	11/06/2006	PITTSBURGH	W*	11-00-04	3-2	14,10P,8P	8	2-9	2-2	40-17	35- 41	16599
16	11/09/2006	@ VANCOUVER	W	12-00-04	6-0	37,14,26,15,22,15	37	0-7	5-5	27-20	35- 1	18630
17	11/10/2006	@ CALGARY	L	12-01-04	0-3	-	22	0-5	2-2	37-18	34- 30	19289
18	11/12/2006	MINNESOTA	W	13-01-04	3-2	17,10,27P	27	1-5	0-0	38-26	35- 32	16306
19	11/15/2006	PHILADELPHIA	L	13-02-04	4-7	14,26,17P,19P	12	2-6	2-5	41-16	42- 35	15379
20	11/17/2006	CHICAGO	O**	13-02-05	3-4	23,8P,14P	15	2-11	3-3	45-24	39- 30	16526
21	11/19/2006	PHOENIX	W	14-02-05	6-4	19P,19,14P,14,14,44	14	2-5	1-4	30-28	35- 31	16394
22	11/21/2006	SAN JOSE	W	15-02-05	5-0	25,15P,8,23P,8	25	2-5	3-3	44-23	35- 20	15013
23	11/22/2006	@ COLORADO	O**	15-02-06	2-3	8P,17	19	1-4	4-4	32-43	60- 35	17104
24	11/24/2006	NEW JERSEY	W	16-02-06	4-2	17,26,22S,22	22	0-6	5-6	37-25	35- 30	16599
25	11/26/2006	CALGARY	W	17-02-06	5-3	26,8P,15P,8,22	8	2-6	3-4	39-22	31- 29	17174+
26	11/28/2006	@ EDMONTON	W*	18-02-06	3-2	8P,14,15	15	1-3	4-4	26-22	35- 35	16839
27	11/30/2006	@ VANCOUVER	W	19-02-06	2-1	19,15P	15	1-7	2-2	30-24	35- 1	18630
28	12/02/2006	@ LOS ANGELES	W	20-02-06	4-3	32,8P,44,8P	8	2-6	5-7	29-41	35- 39	16141
29	12/03/2006	LOS ANGELES	L	20-03-06	2-3	15P,22	24	1-3	7-8	29-41	39- 35	17174+
30	12/06/2006	NASHVILLE	W	21-03-06	4-0	8,15,8P,14P	8	2-5	6-6	32-21	35- 30	15362
31	12/08/2006	@ WASHINGTON	W	22-03-06	6-1	45,22S,17,8,19,10	22	0-3	6-7	34-27	35- 37	12269
32	12/09/2006	@ TAMPA BAY	W	23-03-06	4-3	17,17P,8,14	14	1-2	5-5	25-27	35- 30	18719
33	12/12/2006	@ FLORIDA	W	24-03-06	5-4	10,15,23,25P,25	25	1-4	4-4	36-31	35- 35	13140
34	12/13/2006	@ ATLANTA	W	25-03-06	2-1	8P,8	8	1-5	6-7	32-35	35- 32	16028
35	12/16/2006	@ SAN JOSE	L	25-04-06	3-4	15P,10,17P	19	2-7	4-6	35-29	20- 35	17496
36	12/18/2006	CALGARY	W	26-04-06	4-1	19,26,17,10P	26	1-3	5-5	41-28	35- 34	17174+
37	12/20/2006	DALLAS	W	27-04-06	4-1	25,10,10,27P	10	1-4	3-3	27-27	35- 35	17174+
38	12/23/2006	@ PHOENIX	L	27-05-06	0-2	-	19	0-3	4-4	29-32	32- 35	14843
39	12/26/2006	@ SAN JOSE	W	28-05-06	4-3	39,14,17,10	10	0-4	5-6	30-21	31- 20	17496
40	12/29/2006	@ CAROLINA	L	28-06-06	2-4	8,8P	11	1-6	3-6	27-27	30- 31	18790
41	12/31/2006	@ MINNESOTA	L	28-07-06	3-4	8,27P,8P	21	2-7	7-10	20-29	35- 31	20568
42	01/02/2007	@ DETROIT	L	28-08-06	1-2	15P	40	1-5	4-5	32-30	39- 30	18666
43	01/05/2007	COLUMBUS	L	28-09-06	3-4	19P,32,8	27	1-7	7-7	36-33	30- 30	17405+
44	01/07/2007	DETROIT	W	29-09-06	4-2	32,43,15,44	15	0-2	5-7	27-35	30- 39	17418+
45	01/09/2007	@ NASHVILLE	O*	29-09-07	4-5	14,17P,15P,8	26	2-5	5-5	31-24	29- 30	11821
46	01/11/2007	@ DALLAS	W	30-09-07	5-1	8P,8P,27P,33,8	8	3-7	3-3	24-18	30- 35	18532
47	01/13/2007	COLORADO	O**	30-09-08	2-3	46,15	23	0-4	2-2	40-17	31- 30	17174+
48	01/16/2007	ST. LOUIS	L	30-10-08	2-6	10,8P	39	1-6	3-4	32-20	1- 30	17174+
49	01/18/2007	@ EDMONTON	L	30-11-08	1-4	8	20	0-3	5-5	24-20	35- 30	16839
50	01/19/2007	@ CALGARY	L	30-12-08	2-3	27P,27	11	1-4	5-6	24-22	34- 30	19289
51	01/28/2007	DALLAS	W	31-12-08	4-1	19,17,19,8P	17	1-7	4-5	28-31	35- 35	17331+
52	01/31/2007	PHOENIX	W	32-12-08	2-1	32,19P	19	1-3	3-3	40-25	35- 31	17174+
53	02/03/2007	@ NASHVILLE	L	32-13-08	0-3	-	2	0-4	6-8	36-20	29- 35	17113
54	02/06/2007	@ SAN JOSE	W	33-13-08	7-4	32,36,19,44,17,32,15S	17	0-1	3-5	31-38	35- 35	17496
55	02/07/2007	SAN JOSE	L	33-14-08	2-3	8,4S	9	0-5	4-5	22-29	35- 30	17466+
56	02/10/2007	@ DALLAS	L	33-15-08	0-1	-	36	0-6	5-6	32-21	41- 35	17753
57	02/13/2007	@ COLORADO	L	33-16-08	0-2	-	23	0-5	4-5	39-29	31- 35	17512
58	02/15/2007	@ PHOENIX	W**	34-16-08	5-4	8,25P,17,25P,8P	8	3-5	6-6	40-26	35- 31	15038
59	02/17/2007	@ LOS ANGELES	W*	35-16-08	3-2	8P,14,10X	10	1-5	4-5	34-32	35- 31	18118
60	02/18/2007	LOS ANGELES	O**	35-16-09	3-4	14,8P,15P	17	2-7	5-7	42-24	1- 35	17263+
61	02/20/2007	VANCOUVER	O*	35-16-10	2-3	47,14P	22	1-4	2-4	40-31	35- 35	17467+
62	02/23/2007	@ DALLAS	L	35-17-10	1-4	10	50	0-5	4-4	25-21	41- 35	17634
63	02/25/2007	COLORADO	W	36-17-10	5-3	19,19P,8,27,25P	27	2-7	3-5	41-26	35- 60	17174+
64	02/26/2007	@ SAN JOSE	W	37-17-10	3-2	17,17,8	8	0-1	4-5	19-42	20- 30	17496
65	03/01/2007	@ LOS ANGELES	O*	37-17-11	3-4	17P,27P,19	13	2-4	5-6	30-21	1- 30	17620
66	03/02/2007	SAN JOSE	W	38-17-11	3-1	17P,14,25P	14	2-5	6-6	25-31	30- 20	17174+
67	03/04/2007	NASHVILLE	W**	39-17-11	3-2	8,17,8X	8	0-5	2-2	35-14	35- 29	17174+
68	03/07/2007	PHOENIX	W	40-17-11	2-1	5P,33	33	1-3	4-4	26-25	35- 32	17174+
69	03/09/2007	EDMONTON	W	41-17-11	5-1	15P,10,15,17P,19	10	2-5	1-1	32-29	30- 35	17174+
70	03/11/2007	VANCOUVER	W	42-17-11	4-2	8P,19,19,8P	19	2-7	7-7	24-26	35- 1	17174+
71	03/14/2007	COLUMBUS	O**	42-17-12	4-5	10,23,23,14	9	0-5	6-7	38-27	30- 35	17174+
72	03/16/2007	CHICAGO	W	43-17-12	5-2	8,10P,8P,19,19P	8	3-7	6-8	26-33	30- 39	17174+
73	03/18/2007	LOS ANGELES	L	43-18-12	3-5	32,17,8	12	0-4	2-4	27-29	31- 35	17174+
74	03/22/2007	@ PHOENIX	L	43-19-12	1-2	32	21	0-4	5-5	23-21	31- 30	15593
75	03/23/2007	DALLAS	W*	44-19-12	3-2	14P,14P,27	27	2-3	3-4	35-36	35- 35	17421+
76	03/26/2007	@ DETROIT	L	44-20-12	0-1	-	13	0-4	3-3	25-28	39- 35	20066
77	03/28/2007	@ CHICAGO	W	45-20-12	3-1	17,17,16	17	0-3	2-3	23-21	30- 39	11295
78	03/29/2007	@ COLUMBUS	W	46-20-12	5-2	25,23P,15P,25P,8	15	3-6	4-4	31-25	35- 30	15340
79	03/31/2007	@ ST. LOUIS	W*	47-20-12	3-2	27P,19P,19	19	2-4	4-4	27-22	35- 30	18609
80	04/04/2007	SAN JOSE	O**	47-20-13	2-3	19,27P	29	1-4	3-3	39-31	20- 30	17440+
81	04/06/2007	@ DALLAS	O**	47-20-14	1-2	8	17	0-3	5-5	22-30	35- 30	18584
82	04/07/2007	@ COLUMBUS	W	48-20-14	4-3	8P,17,8P,15	15	2-3	4-4	25-45	30- 39	17391

(\* = OVERTIME \*\* = SHOOTOUT += SELLOUT)

P = POWER PLAY GOAL S = SHORTHANDED GOAL X = SHOOTOUT GOAL



**FRONT ROW (L-R):** J.S. Giguere, Executive Vice President/COO Tim Ryan, Senior Vice President of Hockey Operations Bob Murray, Executive Vice President/General Manager Brian Burke, Owner Henry Samueli, Alternate Captain Teemu Selanne, Captain Scott Niedermayer, Alternate Captain Rob Niedermayer, Owner Susan Samueli, CEO Michael Schulman, Head Coach Randy Carlyle, Senior Vice President/CMO Bob Wagner, Ilya Bryzgalov. **SECOND ROW:** Video Coordinator Joe Trotta, Assistant Coach Dave Farrish, Senior Advisor to the General Manager Al Coates, Vice President of Amateur Scouting Chuck Fletcher, Samuel Pahlsson, Ruslan Salei, Andy McDonald, Joffrey Lupul, Assistant GM David McNab, Vice President of Sales & Marketing Steve Obert, Assistant Coach Newell Brown, Goaltending Consultant Francois Allaire. **THIRD ROW:** Assistant Equipment Manager John Allaway, Equipment Manager Mark O'Neill, Strength & Conditioning Coach Sean Skahan, Chris Kunitz, Jeff Friesen, Vitaly Vishnevski, Jason Marshall, Todd Marchant, Visiting Team Equipment Attendant Chris Kincaid, Head Trainer Tim Clark, Massage Therapist James Partida. **BACK ROW:** Francois Beauchemin, Travis Moen, Todd Fedoruk, Sean O'Donnell, Ryan Getzlaf, Corey Perry, Joe DiPenta, Jonathan Hedstrom.

## POSTSEASON NOTES IN PLAYOFF SECTION

### PLAYOFF BOUND

The Ducks finished the regular season with a record of 43-27-12, good for 98 standings points and a sixth place finish in the Western Conference...the club clinched a playoff spot on Apr. 10 @ VAN, the fourth post-season berth in club history.

### A RECORD-BREAKING SEASON

The Ducks set club-records in wins (43) and points (98), eclipsing the previous marks of 40 and 95, respectively, set in 2002-2003...Anaheim's 26 wins at HOME (26-10-5) also set a club-record, breaking the record of 23 in 1996-97 (23-12-6)...the Ducks also set club-records for goals scored with 251 (not including team goals awarded in shootouts) and power play goals with 87...all of these marks were broken again the next season (2006-2007).

### STEADY CLIMB

On Jan. 13, the Ducks were 10th in the Western Conference (19-16-7, 45 points) and eight points out of the last playoff spot (occupied at the time by Colorado)...from that point on, Anaheim had a record of 24-11-5 for 53 points...the Ducks became just the fourth NHL team to qualify for the playoffs when trailing the 8th place position by 8 points-or-more anytime after Jan. 1...the first three teams to do so were the NY Islanders (1993-94 - finished 7th), Ottawa Senators (1996-97 - finished 7th) & Vancouver Canucks (2001-2002 - finished 8th)...the San Jose Sharks followed suit by becoming the fifth such team to accomplish the feat...the NHL standings switched to the current format in 1992-93.

### ANOTHER GREAT SEASON

Ducks Captain Scott Niedermayer established then career highs in points, assists and games played with 13-50-63 points in 82 games in 2005-2006...his assist and point totals were new franchise records for a defenseman (records he broke again the following season)...Niedermayer finished the season ranked 6th in the NHL in points and T-4th in assists by a defenseman...in his Norris Trophy winning season of 2003-04, Niedermayer scored 14-40-54 points in 81 games...in January, he was named to Canada's Olympic Team but elected not to play so he could have arthroscopic knee surgery during the Olympic Break...after the Olympic Break, he scored 4-17-21 points in 25 games in leading the Ducks to a 16-8-1 record...he was one of four Ducks' players to play in every game, marking the first time in his career he played all 82 games.

### FLASHY FINN

Ducks right wing Teemu Selanne scored 40-50-90 points in 80 games with a +28 rating...he led the Ducks in goals, points, plus/minus, power play goals (18) and shooting percentage (15.0%)...after leading Finland to the Silver Medal at the 2006 Winter Olympics (was named best forward in the tournament), Selanne had 14-22-36 points with a +8 rating in his last 25 games (only Thornton and Cheechoo of SJ had more points)...his 40 goals are the most he scored in one season since 1998-1999, when he scored 47...he finished the season ranked T-13th in the NHL in points, T-10th in goals.


# 2005-06 GAME-BY-GAME

#	DATE	TEAM	W/L/T/O	RECORD	GF - GA	SCORERS	W/T GOAL	PP	PK	SF - SA	W - L GLDTR	ATTEND.
1	10/05/2005	@ CHICAGO	W	01-00-00	5-3	13P,15S,15,27P,44S	27	2-9	8-9	24-39	35 - 53	16533
2	10/08/2005	@ NASHVILLE	O**	01-00-01	2-3	26,39	9	0-5	3-4	35-35	29 - 35	16279
3	10/10/2005	EDMONTON	L	01-01-01	2-4	13,61	20	0-7	5-8	33-32	30 - 35	17174+
4	10/14/2005	COLUMBUS	W	02-01-01	4-3	32,15,15P,3	3	1-6	7-9	36-19	35 - 31	12930
5	10/16/2005	@ MINNESOTA	L	02-02-01	1-4	7	17	0-7	6-8	29-22	35 - 35	18568
6	10/19/2005	@ ST. LOUIS	L	02-03-01	2-3	8,13P	4	1-6	5-7	30-34	40 - 30	10882
7	10/21/2005	@ DETROIT	L	02-04-01	2-3	13,15,1P	37	1-4	5-8	25-39	34 - 30	20066
8	10/23/2005	PHOENIX	W	03-04-01	5-3	39,13,19P,17S,44P	17	2-6	5-7	28-27	30 - 30	13733
9	10/25/2005	@ LOS ANGELES	L	03-05-01	1-3	19	20	0-7	7-8	30-33	35 - 30	18118
10	10/26/2005	CALGARY	W	04-05-01	4-1	15P,19,3P,13P	19	3-6	6-7	31-26	35 - 34	11774
11	10/28/2005	ST. LOUIS	W	05-05-01	6-4	15,13P,17P,39,44P,13	44	3-8	6-7	39-28	35 - 50	12510
12	10/30/2005	PHOENIX	W	06-05-01	3-2	13,19,19P	19	1-4	6-7	27-36	35 - 30	12956
13	11/01/2005	NASHVILLE	W	07-05-01	4-1	19,17P,27P,38	17	2-10	7-7	35-33	35 - 29	11690
14	11/03/2005	@ COLORADO	L	07-06-01	3-4	39,15P,15S	24	1-3	7-7	23-32	1 - 30	18007
15	11/04/2005	SAN JOSE	O*	07-06-02	0-1	-	11	0-6	6-7	21-32	31 - 35	12546
16	11/06/2005	MINNESOTA	O**	07-06-03	3-4	25,51,51P	25	1-9	4-4	42-21	35 - 35	14053
17	11/12/2005	@ PHOENIX	O*	07-06-04	1-2	51	4	0-5	4-4	44-30	31 - 35	16358
18	11/13/2005	DALLAS	L	07-07-04	1-3	17	26	0-7	5-6	41-19	35 - 35	14018
19	11/16/2005	DALLAS	L	07-08-04	2-4	32,27P	26	1-5	9-10	32-38	35 - 30	12189
20	11/18/2005	COLORADO	L	07-09-04	2-3	17,13P	40	1-6	6-7	33-31	31 - 30	15614
21	11/20/2005	VANCOUVER	L	07-10-04	2-3	19P,44P	6	2-10	9-10	33-29	39 - 30	14149
22	11/22/2005	@ PHOENIX	W	08-10-04	2-1	28,13	13	0-2	7-7	20-20	30 - 31	13696
23	11/23/2005	@ DALLAS	L	08-11-04	1-3	13	44	0-7	6-8	21-27	35 - 30	18532
24	11/25/2005	DETROIT	W	09-11-04	3-1	19,13P,17S	13	1-3	4-5	29-29	30 - 30	17174+
25	11/27/2005	CHICAGO	W	10-11-04	3-1	13,15,44	15	0-8	7-7	25-35	30 - 53	13078
26	11/30/2005	PHOENIX	W	11-11-04	4-1	15,13,38,76P,76P,25P	13	3-8	7-7	35-17	30 - 30	12050
27	12/03/2005	ATLANTA	L	12-11-04	2-1	15,19P	19	1-4	4-4	28-21	30 - 35	14532
28	12/06/2005	CAROLINA	L	12-12-04	2-6	44,23	14	0-4	4-5	37-31	29 - 30	13045
29	12/08/2005	@ BUFFALO	O*	12-12-05	2-3	38,15	61	0-4	1-2	30-31	43 - 35	12504
30	12/10/2005	@ MONTREAL	W	13-12-05	5-3	25,39,24,17,44P	17	1-6	5-7	37-24	35 - 60	21273
31	12/12/2005	@ TORONTO	L	13-13-05	2-3	44,13	10	0-8	4-6	29-27	32 - 35	19401
32	12/14/2005	TAMPA BAY	W	14-13-05	4-2	22,25P,23P,44	23	2-7	6-7	33-24	35 - 47	12286
33	12/16/2005	LOS ANGELES	O**	14-13-06	3-4	39,22,15P	38	1-4	4-6	45-37	31 - 35	17174+
34	12/18/2005	SAN JOSE	W	15-13-06	5-4	38S,27,29,22,44	44	0-4	4-5	34-34	35 - 20	16297
35	12/20/2005	@ SAN JOSE	L	15-14-06	2-4	39P,13P	14	2-9	2-3	35-21	20 - 35	16172
36	12/21/2005	ST. LOUIS	W	16-14-06	6-3	13,19P,26S,28,13,3P	28	1-7	7-8	36-25	35 - 50	13381
37	12/28/2005	@ COLUMBUS	L	16-15-06	0-1	-	25	0-4	10-10	40-42	30 - 35	17387
38	12/31/2005	@ ST. LOUIS	W**	17-15-06	5-4	19,38,5,38,38X	38	0-3	4-7	33-34	35 - 1	13286
39	01/01/2006	@ NASHVILLE	W	18-15-06	4-2	15,15,27P,17	27	1-7	4-4	36-23	30 - 29	17113
40	01/06/2006	@ DALLAS	O**	18-15-07	3-4	19P,26,13P	20	2-7	6-6	26-25	1 - 35	18532
41	01/07/2006	@ MINNESOTA	L	18-16-07	1-4	29	25	0-4	7-8	23-36	35 - 30	18568
42	01/09/2006	LOS ANGELES	W	19-16-07	6-2	51P,19P,17,17,38,17	17	2-5	5-6	27-43	35 - 31	17174+
43	01/13/2006	WASHINGTON	O*	19-16-08	2-3	15,32	8	0-3	2-2	34-26	1 - 35	16186
44	01/16/2006	@ BOSTON	O*	19-16-09	3-4	27P,38,51P	37	2-9	4-4	28-24	30 - 30	15279
45	01/19/2006	@ OTTAWA	W**	20-16-09	4-3	38P,13,22,38X	38	1-4	3-4	39-33	35 - 39	19387
46	01/21/2006	FLORIDA	L	21-16-09	1-0	38	38	0-7	7-7	31-30	35 - 1	17011
47	01/23/2006	@ LOS ANGELES	O**	21-16-10	2-3	23,23P	6	1-4	9-9	35-34	31 - 35	18118
48	01/25/2006	EDMONTON	L	21-17-10	3-6	38P,13P,13	44	2-6	8-10	22-26	30 - 35	14456
49	01/26/2006	@ SAN JOSE	W	22-17-10	2-0	19,15P	19	1-5	6-6	32-24	30 - 20	16174
50	01/28/2006	@ LOS ANGELES	W	23-17-10	6-2	15P,61,51P,38,61P,27P	51	4-8	6-8	33-32	30 - 31	18118
51	01/30/2006	LOS ANGELES	W*	24-17-10	4-3	13P,51P,13,27	27	2-6	3-4	45-32	30 - 31	17174+
52	02/01/2006	SAN JOSE	L	24-18-10	4-6	13P,19P,38,76	14	2-9	5-8	39-35	20 - 30	16542
53	02/04/2006	@ SAN JOSE	W	25-18-10	2-0	29,13	29	0-5	8-8	24-35	35 - 20	17496
54	02/06/2006	@ EDMONTON	O**	25-18-11	5-6	19,61,38,22,27	34	0-5	3-5	40-30	1 - 35	16839
55	02/08/2006	@ CALGARY	L	25-19-11	1-3	19P	22	1-6	2-5	32-24	34 - 35	19289
56	02/10/2006	@ VANCOUVER	W	26-19-11	3-1	33,19,15P	19	1-4	5-5	30-28	30 - 35	18630
57	02/12/2006	CHICAGO	W	27-19-11	4-1	15P,76,61,15	76	1-8	2-2	32-24	35 - 30	17174+
58	03/01/2006	DETROIT	L	27-20-11	0-2	-	96	0-5	7-8	24-33	30 - 35	16606
59	03/03/2006	MINNESOTA	W	28-20-11	4-2	26S,61P,8,13	8	1-5	3-3	32-38	35 - 30	17048
60	03/05/2006	COLUMBUS	O**	28-20-12	2-3	51P,19P	61	1-6	7-9	45-34	31 - 35	16124
61	03/07/2006	SAN JOSE	W*	29-20-12	5-4	15,19P,19P,61,8	8	2-4	5-6	27-48	35 - 20	15488
62	03/11/2006	@ PHOENIX	W	30-20-12	5-3	44,13,17,23P,44	23	1-10	7-8	36-17	35 - 31	17799
63	03/12/2006	PHOENIX	W	31-20-12	5-2	15P,26,12,61,22	12	1-8	4-4	45-22	30 - 35	17174+
64	03/15/2006	@ DETROIT	L	31-21-12	1-3	13P	23	1-6	3-4	26-29	30 - 35	20066
65	03/17/2006	@ CHICAGO	W	32-21-12	2-1	19,19	19	0-5	6-6	30-23	35 - 53	12031
66	03/19/2006	@ COLUMBUS	W	33-21-12	4-3	23,32,61,15P	15	1-6	8-9	29-28	35 - 30	16519
67	03/20/2006	@ DALLAS	W	34-21-12	2-1	19,26	26	0-2	2-3	18-25	35 - 35	18150
68	03/22/2006	COLORADO	W**	35-21-12	5-4	51P,27P,27P,19,17	17	3-5	2-3	36-29	35 - 31	15627
69	03/24/2006	NASHVILLE	W	36-21-12	6-3	13P,38P,13,61,19,19P	61	3-6	5-6	30-39	35 - 29	16373
70	03/25/2006	@ PHOENIX	W	37-21-12	5-2	27P,13P,61,13,23P	61	3-4	7-7	27-34	35 - 30	17605
71	03/28/2006	@ COLORADO	L	37-22-12	3-4	21,13,51	15	0-5	3-3	31-35	31 - 35	18007
72	03/29/2006	@ DALLAS	L	37-23-12	1-2	51	39	0-3	6-8	16-29	35 - 35	17764
73	03/31/2006	DALLAS	W**	38-23-12	5-4	38,26S,29,19,44X	44	0-5	2-4	36-31	35 - 35	17174+
74	04/02/2006	VANCOUVER	W	39-23-12	6-2	13P,26,23,51P,26,13	23	2-5	4-5	30-29	35 - 35	17174+
75	04/04/2006	LOS ANGELES	W	40-23-12	6-2	13P,15P,13P,26,26,61	13	3-4	3-3	41-18	35 - 31	17174+
76	04/06/2006	DALLAS	L	40-24-12	3-5	44,19P,15	39	1-7	5-7	35-28	35 - 35	17174+
77	04/08/2006	@ LOS ANGELES	W	41-24-12	4-2	44,15P,38,38P	38	2-6	8-9	23-27	35 - 31	17242
78	04/10/2006	@ VANCOUVER	W	42-24-12	4-2	27,44,19P,13	19	1-5	5-7	18-41	35 - 35	18630
79	04/11/2006	@ CALGARY	L	42-25-12	0-3	-	17	0-4	1-2	32-25	34 - 30	19289
80	04/13/2006	@ EDMONTON	L	42-26-12	1-2	19	83	0-4	5-5	24-37	35 - 35	16839
81	04/15/2006	@ SAN JOSE	L	42-27-12	3-6	51P,15,19	14	1-7	4-7	34-22	35 - 35	17496
82	04/17/2006	CALGARY	W	43-27-12	4-3	61P,38P,19,13P	13	3-13	7-8	34-32	35 - 33	17174+

(\* = OVERTIME, \*\* = SHOOTOUT, + = SELLOUT)

P = POWER PLAY GOAL S = SHORTHANDED GOAL X = SHOOTOUT GOAL





**Front Row (L-R):** Jean-Sebastien Giguere, Director of Hockey Operations Chuck Fletcher, Assistant General Manager David McNab, Senior Vice President/General Manager Bryan Murray, Alternate Captain Keith Carney, Captain Steve Rucchin, Alternate Captain Sergei Fedorov, Head Coach Mike Babcock, Assistant Coach Lorne Henning, Senior Vice President Business Operations Al Coates, Martin Gerber. **Second Row:** Head Athletic Trainer Chris Phillips, Goaltending Consultant Francois Allaire, Assistant Coach Paul MacLean, Ruslan Salei, Vaclav Prospal, Rob Niedermayer, Petr Sykora, Assistant Coach Greg Carvel, Equipment Manager Mark O'Neill, Assistant Equipment Manager John Allaway. **Third Row:** Training Room Assistant Guido Sendowsky, Andy McDonald, Samuel Pahlsson, Mike Leclerc, Sandis Ozolins, Martin Skoula, Vitaly Vishnevski, Niclas Havelid, Massage Therapist Vincent Bennett. **Fourth Row:** Visiting Team Equipment Attendant Chris Kincaid, Joffrey Lupul, Cam Severson, Lance Ward, Garrett Burnett, Petr Schastliiv, Jason Krog, Strength and Conditioning Coach Sean Skahan.

## THE SEASON:

The Ducks finished the season with a mark of 29-35-10-8 for 76 points (fourth in Pacific Division, 12th in the Western Conference)...Anaheim ended the season going 13-12-2-1 over the last 28 games...the Ducks went 19-11-7-4 at home, 10-24-3-4 on the road.

## DUCKS SOLID AT HOME IN 2003-04:

The Ducks (19-11-7-4 at the Arrowhead Pond) had at least one point in 15 of the last 19 (11-4-2-2) and 29 of the last 38 games at home (19-9-7-3)...including the last 33 regular season home games of the 2002-2003 season, the Ducks had a record of 38-17-13-6 over the last 74 home games, earning at least one point in 57 of the 74 contests at Honda Center (19-6-6-2 in last 33 home games in 2002-03, 19-11-7-4 in 2003-2004).

## DUCKS LED LEAGUE IN FACEOFF PERCENTAGE FOR SECOND STRAIGHT SEASON:

The Mighty Ducks of Anaheim led the NHL in face-off percentage for the second consecutive year, winning 55.3% of their face-offs (2882-of-5208 total)...Carolina finished second winning 54.9%... Jason Krog led the team for the second straight year and ranked fourth in the NHL, with a 58.5 winning percentage (450-of-769), while Sergei Fedorov ranked 12th in the NHL (56.6%)...the Ducks won a season-high 67.2 percent in the home opener vs. Phoenix on Oct. 12...Anaheim won 50% or more of its face-offs in 17 of its last 19 games and 20 of the last 24...in 2002-2003, Anaheim finished first in the NHL with a 55.2 win percentage...Krog led the team and was second in the NHL with a 60.4 winning percentage (634 TF - 383 wins) in 2002-03...below is a breakdown of the top face-off teams in 2003-04.

## NHL TEAMS RANKED BY FACEOFF PERCENTAGE SEASON


1. Anaheim – 55.3%
2. Carolina – 54.9%
3. Detroit – 52.5%
4. Boston – 52.1%
5. Toronto – 52.1%

# 2003-04 GAME-BY-GAME

GAME	DATE	OPPONENT	RESULT	RECORD/PTS.	DUCKS GOALS (BY #)	ANA. GOALTENDER(S)	ATTENDANCE
1	10/8	@ DALLAS	4-1 L	0-1-0-0/0	44	GIGUERE	18,532
2	10/9	@ NASHVILLE	3-1 L	0-2-0-0/0	44	GERBER	16,684
3	10/12	VS. PHOENIX	2-0 L	0-3-0-0/0	-	GIGUERE	17,174*
4	10/17	VS. OTTAWA	3-0 L	0-4-0-0/0	-	GIGUERE	13,885
5	10/19	VS. BOSTON	4-3 L (OT)	0-4-0-1/1	20, 40, 20	GIGUERE	13,120
6	10/21	@ SAN JOSE	2-0 W	1-4-0-1/3	8, 39	GERBER	14,362
7	10/22	VS. PHILADELPHIA	4-3 W (OT)	2-4-0-1/5	91, 40, 39, 44	GIGUERE	12,737
8	10/24	VS. BUFFALO	5-2 L	2-5-0-1/5	15, 39	GIGUERE	14,186
9	10/26	VS. CHICAGO	1-1 T (OT)	2-5-1-1/6	15+	GERBER	12,845
10	10/28	@ NYR	3-1 W	3-5-1-1/8	8, 28, 44	GERBER	17,902
11	10/29	@ WASHINGTON	4-2 W	4-5-1-1/10	91, 91, 10, 20	GERBER	13,350
12	11/1	@ NYI	4-1 L	4-6-1-1/10	44	GERBER (GIGUERE)	10,782
13	11/2	@ CHICAGO	3-1 L	4-7-1-1/10	40	GIGUERE	11,678
14	11/5	@ ST. LOUIS	2-1 L (OT)	4-7-1-2/11	8	GIGUERE	15,191
15	11/8	@ PHOENIX	4-3 L (OT)	4-7-1-3/12	44, 20, 20	GIGUERE	15,177
16	11/9	VS. PHOENIX	2-1 W (OT)	5-7-1-3/14	20*, 39	GIGUERE	14,269
17	11/12	VS. TORONTO	5-1 W	6-7-1-3/16	19, 19, 91, 91, 39	GIGUERE	15,903
18	11/16	VS. ST. LOUIS	4-3 W	7-7-1-3/18	10, 5, 20, 20	GIGUERE	14,460
19	11/18	@ COLORADO	2-1 L (OT)	7-7-1-4/19	40	GIGUERE	18,007
20	11/19	@ DALLAS	3-3 T (OT)	7-7-2-4/20	19, 39, 19+	GERBER	18,532
21	11/21	VS. NASHVILLE	4-3 L (OT)	7-7-2-5/21	10, 26, 20	GIGUERE	14,166
22	11/26	VS. NEW JERSEY	3-3 T (OT)	7-7-3-5/22	39, 91, 91+	GIGUERE	16,472
23	11/28	VS. CHICAGO	4-3 W	8-7-3-5/24	39, 15, 10, 91+	GERBER	15,117
24	11/30	@ MINNESOTA	1-1 T (OT)	8-7-4-5/25	8+	GIGUERE	18,588
25	12/2	@ COLUMBUS	2-1 L	8-8-4-5/25	40	GERBER	16,525
26	12/3	@ DETROIT	7-2 L	8-9-4-5/25	91, 49	GIGUERE (GERBER)	20,066
27	12/5	@ ATLANTA	6-2 L	8-10-4-5/25	15, 15	GIGUERE (GERBER)	17,230
28	12/7	VS. DALLAS	4-0 W	9-10-4-5/27	40, 15, 34, 91*	GERBER	15,831
29	12/10	VS. SAN JOSE	3-2 W	10-10-4-5/29	19, 39, 24	GERBER	12,246
30	12/13	@ SAN JOSE	2-0 L	10-11-4-5/29	-	GERBER	16,216
31	12/14	VS. EDMONTON	3-2 L	10-12-4-5/29	19, 39	GIGUERE	12,426
32	12/19	VS. COLORADO	1-0 W	11-12-4-5/31	91	GIGUERE	17,174*
33	12/21	VS. SAN JOSE	2-1 L	11-13-4-5/31	39	GIGUERE	14,853
34	12/22	@ SAN JOSE	2-1 L	11-14-4-5/31	23	GERBER	15,695
35	12/27	@ FLORIDA	3-2 L	11-15-4-5/31	27, 91	GIGUERE	18,007
36	12/29	@ TAMPA BAY	2-0 W	12-15-4-5/33	28, 39	GIGUERE	17,662
37	12/31	@ CAROLINA	3-1 W	13-15-4-5/35	19, 24*, 91	GERBER	13,379
38	1/2	@ BUFFALO	5-2 L	13-16-4-5/35	3, 19*	GERBER	18,680
39	1/3	@ DETROIT	3-1 L	13-17-4-5/35	19	GIGUERE	20,066
40	1/5	VS. DALLAS	2-2 T (OT)	13-17-5-5/36	20, 44+	GIGUERE	12,258
41	1/7	VS. LOS ANGELES	4-4 T (OT)	13-17-6-5/37	18, 18, 91, 2+	GIGUERE	17,174*
42	1/9	VS. VANCOUVER	5-2 L	13-18-6-5/37	2, 39	GIGUERE (GERBER)	15,914
43	1/11	VS. COLUMBUS	2-2 T (OT)	13-18-7-5/38	5, 2	GERBER	15,559
44	1/13	@ COLORADO	3-1 L	13-19-7-5/38	91	GIGUERE	18,007
45	1/15	@ EDMONTON	1-0 L	13-20-7-5/38	-	GERBER	16,839
46	1/17	@ VANCOUVER	2-1 W	14-20-7-5/40	2, 40	GIGUERE	18,630
47	1/19	VS. CALGARY	5-1 L	14-21-7-5/40	91	GIGUERE	13,146
48	1/21	VS. DETROIT	2-2 T (OT)	14-21-8-5/41	39, 40+	GERBER	17,174*
49	1/23	VS. MINNESOTA	6-2 W	15-21-8-5/43	39, 40, 15, 44, 40	GERBER	17,174*
50	1/24	@ LOS ANGELES	4-2 L	15-22-8-5/43	44, 40	GIGUERE	18,186
51	1/28	VS. LOS ANGELES	4-3 L (OT)	15-22-8-6/44	20, 20, 24	GERBER	17,174*
52	1/30	VS. COLORADO	4-3 W (OT)	16-22-8-6/46	40, 20, 91, 28	GERBER	17,174*
53	2/1	@ CALGARY	6-4 L	16-23-8-6/46	39, 5, 40, 91	GERBER (GIGUERE)	15,189
54	2/2	@ EDMONTON	2-1 L (OT)	16-23-8-7/47	15	GERBER	16,183
55	2/4	VS. CAROLINA	3-2 W	17-23-8-7/49	40, 5, 26	GERBER	12,339
56	2/11	VS. PHOENIX	5-3 W	18-23-8-7/51	28, 91, 15, 40, 39	GIGUERE	12,386
57	2/13	@ CALGARY	2-1 L	18-24-8-7/51	20	GIGUERE	17,749
58	2/14	@ VANCOUVER	2-1 W	19-24-8-7/53	3, 27	GIGUERE	18,630
59	2/16	VS. DALLAS	3-1 W	20-24-8-7/55	91, 39, 128	GIGUERE	15,139
60	2/18	VS. COLUMBUS	3-1 W	21-24-8-7/57	14, 40, 91S	GIGUERE	12,898
61	2/20	VS. NASHVILLE	3-2 L (OT)	21-24-8-8/58	26, 5	GIGUERE	16,263
62	2/22	@ DALLAS	4-0 L	21-25-8-8/58	-	GIGUERE	18,532
63	2/23	@ PHOENIX	1-1 T (OT)	21-25-8-8/59	10	GIGUERE	14,789
64	2/25	VS. EDMONTON	4-2 W	22-25-9-8/61	28, 26, 15, 15	GIGUERE	15,235
65	2/28	@ LOS ANGELES	2-1 L	22-26-9-8/61	15	GIGUERE	18,207
66	2/29	VS. LOS ANGELES	6-3 W	23-26-9-8/63	91, 17, 27, 91, 40, 20	GIGUERE	17,174*
67	3/3	VS. MINNESOTA	2-0 W	24-26-9-8/65	26, 26	GIGUERE	12,747
68	3/5	@ CHICAGO	5-2 W	25-26-9-8/67	39, 91, 44, 20, 20	GIGUERE	11,536
69	3/6	@ PITTSBURGH	2-1 L	25-27-9-8/67	20	GIGUERE	14,286
70	3/8	VS. MONTREAL	5-2 L	25-28-9-8/67	44, 39	GIGUERE	14,947
71	3/12	VS. NYI	3-1 L	25-29-9-8/67	26	GERBER	16,385
72	3/14	@ LOS ANGELES	5-1 L	25-30-9-8/67	91	GIGUERE	18,118
73	3/16	@ PHOENIX	3-2 W (OT)	26-30-9-8/69	55, 17, 91	BRYZGALOV	14,401
74	3/17	VS. ST. LOUIS	1-1 T (OT)	26-30-10-8/70	14+	GIGUERE	12,861
75	3/19	VS. SAN JOSE	4-2 L	26-31-10-8/70	23, 91	GERBER (GIGUERE)	17,174*
76	3/21	VS. DETROIT	8-6 W	27-31-10-8/72	15, 20, 26, 91, 39, 5, 91, 20	GIGUERE	17,174*
77	3/23	VS. NASHVILLE	4-1 W	28-31-10-8/74	40, 8, 39, 91*S	GERBER	15,976
78	3/25	@ ST. LOUIS	3-2 L	28-32-10-8/74	10, 44	GIGUERE	19,011
79	3/26	@ COLUMBUS	3-1 L	28-33-10-8/74	39	GERBER	18,136
80	3/28	@ MINNESOTA	2-1 L	28-34-10-8/74	28	GIGUERE	18,588
81	3/30	VS. VANCOUVER	2-1 L	28-35-10-8/74	24	GERBER	14,997
82	4/4	VS. CALGARY	2-1 W	29-35-10-8/76	14, 91	GIGUERE	17,174*

GOAL KEY: \* = SHORTHANDED GOAL, BOLD = GAME-WINNING GOAL, + = GAME-TYING GOAL, S = EMPTY NET GOAL, ITALIC = PENALTY SHOT GOAL  
 ^ = SELLOUT AT THE ARROWHEAD POND OF ANAHEIM. WHEN TWO GOALTENDERS PLAY IN ONE GAME, PARENTHESIS RECEIVED NO DECISION.

## 2003 WESTERN CONFERENCE CHAMPIONS



**Front Row L-R:** Jean Sebastian Giguere, Director of Hockey Operations Chuck Fletcher, Assistant General Manager David McNab, Sr. Vice President & General Manager Bryan Murray, Alternate Captain Steve Rucchin, Captain Paul Kariya, Alternate Captain Keith Carney, Head Coach Mike Babcock, Assistant Coach Lorne Henning, Assistant Coach Paul MacLean, Martin Gerber. **2nd Row L-R:** Massage Therapist Vincent Bennett, Goaltending Consultant Francois Allaire, Fredrik Olausson, Steve Thomas, Petr Sykora, Sandis Ozolinsh, Rob Niedermayer, Ruslan Salei, Adam Oates, Scouting and Video Coordinator Greg Carvel, Equipment Manager Mark O'Neill, Assistant Equipment Manager John Allaway. **3rd Row L-R:** Visiting Team Equipment Attendant Chris Kincaid, Andy McDonald, Dan Bylsma, Samuel Pahlsson, Mike Leclerc, Miclas Havelid, Stanislav Chistov, Strength and Conditioning Coach Sean Skahan, Athletic Training Assistant Guido Sendowsky. **4th Row L-R:** Jason Krog, Vitaly Vishnevski, Kurt Sauer, Marc Chouinard, Lance Ward, Alexei Smirnov, Kevin Sawyer, Head Athletic Trainer Chris Phillips.

### POSTSEASON NOTES IN PLAYOFF SECTION

#### DUCKS COMPLETE BEST SEASON IN TEAM HISTORY:

The Mighty Ducks finished the 2002-2003 season with a record of 40-27-9-6 for 95 points, good for 2nd in the Pacific Division and 7th in the Western Conference (tied in points with Minnesota, who earned the #6 seed by virtue of two more wins)...Anaheim set club records for wins and points in one season, surpassing the old records held by the 1996-97 Ducks (36-33-13 for 85 points)...the Ducks also finished 13 games over .500, after never being more than five games over .500 at any point during a season until this year (high-water mark was 14 games over, 40-26-9-5 after winning Apr. 1 @ NSH)...the Ducks clinched their third playoff berth in team history (also '97 & '99) on Mar. 24, when Calgary defeated Phoenix at the Saddledome...about 90 minutes later that evening the Ducks made the Phoenix loss moot, completing a 5-0 shutout vs. Columbus at the Pond.

#### THESE CLUB RECORDS ALSO FELL:

The Ducks had their most successful season both at home and on the road...Anaheim finished 18-17-2-4 for 42 points on the road this season, the first season at or above .500 in team history away from home...the Ducks broke the mark for road points by earning their 42nd on Apr. 1 @ Nashville (1993-94 team had 41 points with a 19-20-3 record)...Anaheim finished just one win short of the road win record, also held by the 1993-94 team...at home, the Ducks broke the team record for points with 53, going 22-10-7-2...Anaheim finished one win shy of tying the club record for home victories (both HOME records were set in 1996-97, 23-12-6 for 52 points)...the Ducks also broke club records for lowest GAA (2.32, previous record was 2.39 set 2001-2002), fewest goals allowed (193, record was 198 set 2001-2002), power play goals allowed (42, record was 46 set 2001-2002) and penalty killing percentage (87.4%, record was 86.1% set 2001-2002).

#### QUITE A TURNAROUND STORY IN ANAHEIM:

The Mighty Ducks finished the regular season posting the largest improvement in the NHL...the Ducks improved by 26 points from 01-02 to 02-03...below is a closer look:

#### NHL'S BIGGEST POINT DIFFERENTIALS

Team	# of Games	2001-2002 Record	2002-2003 Record	Point Differential
Anaheim	82	29-42-8-3 (69)	40-27-9-6 (95)	+26
Tampa Bay	82	27-40-11-4 (69)	36-25-16-5 (93)	+24
Minnesota	82	26-35-12-9 (73)	42-29-10-1 (95)	+22
Dallas	82	36-28-13-5 (90)	46-17-15-4 (111)	+21
Ottawa	82	39-27-9-7 (94)	52-21-8-1 (113)	+19


# 2002-03 GAME-BY-GAME

GAME	DATE	OPPONENT	RESULT	RECORD/PTS.	DUCKS GOALS (BY #)	ANA. GOALTENDER(S)	ATTENDANCE
1	10/10	@ ST. LOUIS	4-3 W	1-0-0-0/2	19, 23, 22, 12	GIGUERE	16,927
2	10/11	@ DALLAS	2-4 L	1-1-0-0/2	20, 17	GIGUERE	18,532
3	10/13	DETROIT	2-4 L	1-2-0-0/2	9, 24	GIGUERE	17,174*
4	10/16	LOS ANGELES	2-4 L	1-3-0-0/2	21, 20	GIGUERE	11,332
5	10/18	VANCOUVER	2-2 T (OT)	1-3-1-0/3	9, 9	GIGUERE	11,287
6	10/20	COLORADO	3-2 W (OT)	2-3-1-0/5	23, 39, 19	GERBER	12,838
7	10/24	@ VANCOUVER	2-2 T (OT)	2-3-2-0/6	19, 9*	GERBER	18,422
8	10/26	@ EDMONTON	3-4 L	2-4-2-0/6	39, 39*, 12	GIGUERE	16,357
9	10/28	@ TORONTO	2-5 L	2-5-2-0/6	17, 20	GERBER, GIGUERE	10,891
10	10/29	@ MONTREAL	2-2 T (OT)	2-5-3-0/7	17, 3+	GIGUERE	19,521
11	10/31	@ BOSTON	4-1 W	3-5-3-0/9	9, 17, 9	GIGUERE	9,491
12	11/3	SAN JOSE	3-4 L	3-6-3-0/9	23, 39, 20	GIGUERE	15,157
13	11/6	NASHVILLE	2-1 W	4-6-3-0/11	9, 39	GIGUERE	11,729
14	11/8	@ COLORADO	3-2 W (OT)	5-6-3-0/13	18, 24, 28	GIGUERE	18,007
15	11/10	MINNESOTA	1-0 W	6-6-3-0/15	23	GIGUERE	14,070
16	11/12	@ NEW JERSEY	2-3 OTL (OT)	6-6-3-1/16	19, 32*	GIGUERE	15,043
17	11/14	@ COLUMBUS	3-2 W	7-6-3-1/18	9, 10, 20	GIGUERE	17,398
18	11/15	@ DETROIT	1-2 OTL (OT)	7-6-3-2/19	39	GIGUERE	20,058
19	11/17	@ ATLANTA	5-1 W	8-6-3-2/21	23, 18, 25, 28, 39	GIGUERE	10,932
20	11/19	@ NY RANGERS	2-3 OTL (OT)	8-6-3-2/22	17, 24	GIGUERE	18,072
21	11/22	DALLAS	0-4 L	8-7-3-2/22	-	GIGUERE, GERBER	12,509
22	11/24	FLORIDA	4-4 T (OT)	8-7-4-3/23	20, 20, 19, 25	GIGUERE	13,254
23	11/27	PHOENIX	2-2 T (OT)	8-7-5-3/24	7, 9	GERBER	11,386
24	11/29	LOS ANGELES	2-2 T (OT)	8-7-6-3/25	28, 3+	GIGUERE	17,174*
25	12/1	CHICAGO	3-2 W	9-7-6-3/27	9, 32, 18	GIGUERE	12,493
26	12/3	@ DETROIT	1-2 L	9-8-6-3/27	9	GIGUERE	20,058
27	12/4	@ BUFFALO	0-4 L	9-9-6-3/27	-	GERBER	10,433
28	12/6	@ CHICAGO	4-3 W	10-9-6-3/29	19, 10, 39, 20*	GIGUERE	14,616
29	12/8	NASHVILLE	3-0 W	11-9-6-3/31	28, 2, 39	GIGUERE	11,979
30	12/11	WASHINGTON	3-0 W	12-9-6-3/33	2, 7, 19S	GIGUERE	11,006
31	12/15	PITTSBURGH	5-0 W	13-9-6-3/35	3, 39, 19, 12, 19	GIGUERE	16,542
32	12/18	ST. LOUIS	5-2 W	14-9-6-3/37	9, 20, 39, 7, 9S	GIGUERE	11,144
33	12/19	@ LOS ANGELES	4-5 L	14-10-6-3/37	20, 9, 28, 23	GIGUERE	18,118
34	12/22	PHOENIX	4-0 W	15-10-6-3/39	44, 17, 28, 28	GIGUERE	12,267
35	12/26	@ SAN JOSE	1-4 L	15-11-6-3/39	17	GIGUERE	17,496
36	12/28	@ VANCOUVER	3-7 L	15-12-6-3/39	18*, 7, 20	GERBER, GIGUERE	18,422
37	12/29	@ CALGARY	2-4 L	15-13-6-3/39	39, 18	GIGUERE	16,922
38	12/31	@ MINNESOTA	1-4 L	15-14-6-3/39	19	GIGUERE	18,568
39	1/3	PHILADELPHIA	0-1 L	15-15-6-3/39	-	GERBER	14,420
40	1/5	DALLAS	1-1 T (OT)	15-15-7-3/40	39	GERBER	15,393
41	1/8	EDMONTON	0-1 L	15-16-7-3/40	-	GERBER	12,390
42	1/9	@ COLORADO	5-3 W	16-16-7-3/42	10, 10, 39, 39, 3S	GIGUERE	18,007
43	1/12	ST. LOUIS	2-1 W	17-16-7-3/44	10, 28	GIGUERE	15,414
44	1/15	@ COLUMBUS	4-3 W	18-16-7-3/46	23, 22, 20, 38	GIGUERE	17,385
45	1/16	@ OTTAWA	1-3 L	18-17-7-3/46	23	GERBER	18,034
46	1/18	@ MINNESOTA	1-0 W	19-17-7-3/48	9	GIGUERE	18,568
47	1/20	MINNESOTA	1-2 OTL (OT)	19-17-7-4/49	39	GIGUERE	13,331
48	1/22	LOS ANGELES	6-5 W	20-17-7-4/51	9, 9, 20, 20, 32, 39	GIGUERE	17,174*
49	1/24	NEW JERSEY	1-3 L	20-18-7-4/51	77	GERBER	12,004
50	1/29	OTTAWA	3-2 W	21-18-7-4/53	9, 77, 20	GIGUERE	13,230
51	1/30	@ SAN JOSE	4-3 W	22-18-7-4/55	77, 10, 39, 20	GIGUERE	17,127
52	2/4	@ CALGARY	3-2 W	23-18-7-4/57	23, 12, 8	GIGUERE	14,110
53	2/5	@ EDMONTON	1-2 L	23-19-7-4/57	39	GIGUERE	16,839
54	2/7	PHOENIX	3-2 W	24-19-7-4/59	18, 23, 28	GIGUERE	14,440
55	2/9	CAROLINA	1-1 W	25-19-7-4/61	9, 10*	GIGUERE	15,599
56	2/12	CALGARY	4-3 W (OT)	26-19-7-4/63	18, 39, 39, 12	GIGUERE	11,612
57	2/14	@ DALLAS	4-2 W	27-19-7-4/65	57, 29, 22, 20	GERBER	18,532
58	2/15	@ NASHVILLE	1-2 L	27-20-7-4/65	8	GIGUERE	16,312
59	2/17	NY ISLANDERS	2-2 T (OT)	27-20-8-4/66	39, 9	GIGUERE	13,172
60	2/19	COLUMBUS	2-0 W	28-20-8-4/68	9, 20S	GIGUERE	11,641
61	2/21	NY RANGERS	2-6 L	28-21-8-4/68	26, 20	GIGUERE	17,174*
62	2/23	@ CAROLINA	4-0 W	29-21-8-4/70	77, 9, 8, 10	GERBER	15,053
63	2/25	@ TAMPA BAY	0-2 L	29-22-8-4/70	-	GERBER	15,634
64	2/26	@ FLORIDA	2-1 W	30-22-8-4/72	9, 39	GIGUERE	14,644
65	2/28	@ PHOENIX	1-3 L	30-23-8-4/72	8	GIGUERE	13,897
66	3/2	ATLANTA	1-4 L	30-24-8-4/72	24	GIGUERE	15,451
67	3/4	@ LOS ANGELES	2-1 W	31-24-8-4/74	77, 26	GIGUERE	18,118
68	3/5	MONTREAL	3-1 W	32-24-8-4/76	39, 12, 18	GERBER	12,022
69	3/7	EDMONTON	1-4 L	32-25-8-4/76	5*	GIGUERE	15,818
70	3/9	DETROIT	4-1 W	33-25-8-4/78	20, 23, 34, 26*	GIGUERE	17,174*
71	3/12	CHICAGO	5-2 W	34-25-8-4/80	32, 12, 32, 39, 10S	GIGUERE	13,212
72	3/13	SAN JOSE	3-2 W (OT)	35-25-8-4/82	39, 5, 32	GERBER	12,931
73	3/15	@ PHOENIX	2-4 L	35-26-8-4/82	10, 12	GIGUERE, GERBER	14,451
74	3/16	CALGARY	2-2 T (OT)	35-26-9-4/83	39, 39+	GIGUERE	16,726
75	3/19	@ CHICAGO	4-3 W	36-26-9-4/85	39, 23, 9, 26	GIGUERE	12,236
76	3/20	@ ST. LOUIS	2-3 OTL (OT)	36-26-9-5/86	77, 32	GERBER	18,468
77	3/22	@ SAN JOSE	3-2 W (OT)	37-26-9-5/88	39, 39, 28	GIGUERE	17,496
78	3/24	COLUMBUS	5-0 W	38-26-9-5/90	12, 39, 44, 32, 44	GIGUERE	15,507
79	3/30	VANCOUVER	3-1 W	39-26-9-5/92	32, 77, 39	GERBER	17,174*
80	4/1	@ NASHVILLE	2-1 W (OT)	40-26-9-5/94	32, 32	GIGUERE	15,494
81	4/2	@ DALLAS	1-2 L	40-27-9-5/94	8	GERBER	18,532
82	4/4	COLORADO	3-4 OTL (OT)	40-27-9-6/95	32, 32, 28	GIGUERE	17,174*

GOAL KEY: UNDERLINE = POWER PLAY GOAL. \* = SHORTHANDED GOAL. BOLD = GAME-WINNING GOAL. + = GAME-TYING GOAL. S = EMPTY NET GOAL. ITALIC = PENALTY SHOT GOAL. ^ = SELLOUT AT THE ARROWHEAD POND OF ANAHEIM. WHEN TWO GOALTENDERS PLAY IN ONE GAME, ALL CAPS RECEIVED DECISION.



# 2001-02 MIGHTY DUCKS OF ANAHEIM



**Front Row L-R:** Jean-Sebastien Giguere, Goaltending Consultant Francois Allaire, Assistant General Manager David McNab, President & General Manager Pierre Gauthier, Alternate Captain Steve Rucchin, Captain Paul Kariya, Alternate Captain Oleg Tverdokvsky, Head Coach Bryan Murray, Assistant Coach Guy Charron, Assistant Coach Tom Watt, Steve Shields. **2nd Row L-R:** Assistant Equipment Manager John Alloway, Equipment Manager Mark O'Neill, Dan Bylsma, Ruslan Salei, Matt Cullen, Jeff Friesen, German Titov, Head Athletic Trainer Chris Phillips, Assistant Athletic Trainer Greg Thayer. **3rd Row L-R:** Timo Parssinen, Samuel Pahlsson, Kevin Sawyer, Niclas Havelid, Mike Leclerc, Keith Carney, Denny Lambert, Andy McDonald. **4th Row L-R:** Jason York, Patric Kjellberg, Marc Chouinard, Pavel Trnka, Vitaly Vishnevski.

## 2001-02 SEASON:

The Ducks finished the season 29-42-8-3 for 69 points... Anaheim went 15-13-2-0 in the last 30 contests...the Ducks had the best defensive season in franchise history...they had a team GAA of 2.39 (ranking ninth in the NHL) allowing just 198 goals the entire season...the previous club records were 206 goals allowed for a 2.48 GAA set in 1998-99...Anaheim also had the best penalty kill in club history...the PK unit killed 284-of-330 (86.1%) penalties, bettering the club record of 84.5% set in 1998-99...the fewest PP goals the club had allowed in a season was also set in 98-99, when it gave up 60 power play markers...in 2001-2002, the team shattered that record by allowing just 46 power play goals...Goaltender J.S. Giguere finished 2001-2002 with the fifth-best goals against average (2.13) and tied (with

Burke & Khabibulin) for the fifth-best save percentage (.920) in the NHL... he shattered the club record for lowest goals-against average, well ahead of Guy Hebert's 2.45 GAA in 1998-99...Paul Kariya finished the 2001-2002 regular season as the Ducks leader in goals (32), points (57), power play goals (11), game-winning goals (8) and shots (289)...defenseman Keith Carney led the team with a +14 rating in his first season with the Ducks... Head Coach Bryan Murray finished the 2001-2002 regular season ranked seventh in all-time coaching wins... he moved into seventh place with his 501st win on Jan. 26 @ Nashville (3-1 final)...his historic 500th NHL coaching win came the previous night on Jan. 25 @ Dallas in a 6-1 triumph (eighth coach in NHL history with 500 wins)...Murray also became the eighth coach in NHL history to coach 1,000 games on Nov. 28 vs. Edmonton.




Jean-Sebastien Giguere

# 2001-02 GAME-BY-GAME

GAME	DATE	OPPONENT	RESULT	RECORD/PTS.	DUCKS GOALS (BY #)	ANA. GOALTENDER(S)	ATTENDANCE
1	10/4	@ BOSTON	2-4 L	0-1-0-0/0	11, 9	SHIELDS	17,565
2	10/6	@ PITTSBURGH	4-2 W	1-1-0-0/2	17, 17*, 33, 16	SHIELDS	15,411
3	10/8	@ TORONTO	1-6 L	1-2-0-0/2	12	SHIELDS, BRYZGALOV	18,585
4	10/9	@ MONTREAL	1-3 L	1-3-0-0/2	11	SHIELDS	17,510
5	10/12	WASHINGTON	2-1 W	2-3-0-0/4	20, 33	SHIELDS	16,219
6	10/14	TAMPA BAY	2-3 L	2-4-0-0/4	12, 10	GIGUERE	9,579
7	10/17	BOSTON	2-2 T (OT)	2-4-1-0/5	20, 11	SHIELDS	10,348
8	10/18	@ LOS ANGELES	1-4 L	2-5-1-0/5	13	SHIELDS	13,916
9	10/21	VANCOUVER	3-1 W	3-5-1-0/7	24, 12, 16	GIGUERE	10,435
10	10/24	@ PHOENIX	3-2 W (OT)	4-5-1-0/9	21, 32, 12	GIGUERE	9,885
11	10/28	COLORADO	2-3 L	4-6-1-0/9	33, 26	GIGUERE	14,655
12	10/31	SAN JOSE	2-4 L	4-7-1-0/9	17, 9	SHIELDS	9,273
13	11/2	CHICAGO	5-2 W	5-7-1-0/11	9, 9, 20, 21, 26	GIGUERE	12,893
14	11/4	ATLANTA	5-0 W	6-7-1-0/13	21, 9, 21*, 12, 10	GIGUERE	9,876
15	11/7	CALGARY	3-3 T (OT)	6-7-2-0/14	28, 20, 9	GIGUERE	9,639
16	11/9	DETROIT	0-1 L	6-8-2-0/14	-	GIGUERE	17,174*
17	11/11	DALLAS	2-2 T (OT)	6-8-3-0/15	12, 11*	SHIELDS	11,918
18	11/14	SAN JOSE	2-4 L	6-9-3-0/15	24, 11	SHIELDS	9,852
19	11/16	@ COLUMBUS	2-3 L	6-10-3-0/15	10, 23	GIGUERE	18,136
20	11/17	@ WASHINGTON	1-4 L	6-11-3-0/15	26	GIGUERE	17,288
21	11/20	@ TAMPA BAY	2-3 L	6-12-3-0/15	9, 9	SHIELDS	15,012
22	11/21	@ FLORIDA	0-6 L	6-13-3-0/15	-	GIGUERE	15,232
23	11/24	@ NY ISLANDERS	3-5 L	6-14-3-0/15	13, 16, 9	GIGUERE	16,234
24	11/25	@ NY RANGERS	3-2 W	7-14-3-0/17	16, 25, 9	SHIELDS	18, 200
25	11/28	EDMONTON	0-2 L	7-15-3-0/17	17	SHIELDS	9,527
26	11/30	SAN JOSE	2-5 L	7-16-3-0/17	16, 21	GIGUERE	12,190
27	12/2	NASHVILLE	4-2 W	8-16-3-0/19	12, 11, 12, 17	SHIELDS	10,214
28	12/5	@ EDMONTON	2-3 OTL (OT)	8-16-3-1/20	16, 11	SHIELDS	15,545
29	12/6	@ VANCOUVER	2-3 L	8-17-3-1/20	7, 16	GIGUERE	15,972
30	12/8	@ CALGARY	4-0 W	9-17-3-1/22	9, 18, 33, 13	GIGUERE, SHIELDS	14,330
31	12/10	@ COLORADO	1-1 T (OT)	9-17-4-1/23	21	GIGUERE	18,007
32	12/12	VANCOUVER	0-1 OTL (OT)	9-17-4-2/24	-	GIGUERE	9,570
33	12/14	COLUMBUS	2-3 L	9-18-4-2/24	3, 17	SHIELDS	9,629
34	12/16	LOS ANGELES	2-3 OTL (OT)	9-18-4-3/25	13, 11	GIGUERE	17,002
35	12/18	@ MINNESOTA	5-1 W	10-18-4-3/27	18, 12, 19, 19, 12	GIGUERE	18,568
36	12/19	@ COLORADO	1-2 L	10-19-4-3/27	17	GIGUERE	18,007
37	12/21	PHOENIX	2-1 W	11-19-4-3/29	9, 17	GIGUERE	10,463
38	12/23	@ PHOENIX	4-0 W	12-19-4-3/31	19, 27, 32, 9	GIGUERE	13,815
39	12/26	@ SAN JOSE	2-1 W	13-19-4-3/33	12, 17	SHIELDS	17,496
40	12/27	@ LOS ANGELES	2-2 T (OT)	13-19-5-3/34	11, 17	GIGUERE	18,610
41	12/30	@ CHICAGO	1-2 L	13-20-5-3/34	18	SHIELDS	17,382
42	12/31	@ COLUMBUS	1-3 L	13-21-5-3/35	10	GIGUERE	18,136
43	1/02	@ DETROIT	3-5 L	13-22-5-3/35	26*, 10, 32	SHIELDS, GIGUERE	20,058
44	1/04	FLORIDA	1-2 L	13-23-5-3/35	11	GIGUERE	10,696
45	1/09	ST. LOUIS	2-3 L	13-24-5-3/35	18, 3	GIGUERE	9,375
46	1/11	@ MINNESOTA	2-2 T (OT)	13-24-6-3/36	16, 9	GIGUERE	18,568
47	1/12	@ NASHVILLE	1-2 L	13-25-6-3/36	11	SHIELDS	16,561
48	1/14	NASHVILLE	5-3 W	14-25-6-3/38	16, 9, 9, 9, 17	GIGUERE	9,522
49	1/16	BUFFALO	1-3 L	14-26-6-3/38	12	SHIELDS	9,845
50	1/18	@ EDMONTON	1-3 L	14-27-6-3/38	18	GIGUERE	16,558
51	1/19	@ CALGARY	1-2 L	14-28-6-3/38	19	GIGUERE	17,409
52	1/21	LOS ANGELES	2-4 L	14-29-6-3/38	12, 11	SHIELDS	17,079
53	1/23	MINNESOTA	3-2 W (OT)	15-29-6-3/40	12, 13, 3	GIGUERE	9,511
54	1/25	@ DALLAS	6-1 W	16-29-6-3/42	13, 17, 9, 12, 32, 17	GIGUERE	18,532
55	1/26	@ NASHVILLE	3-1 W	17-29-6-3/44	21, 17, 12	GIGUERE	15,537
56	1/28	@ ST. LOUIS	1-0 W	18-29-6-3/46	9	GIGUERE	18,909
57	1/30	COLUMBUS	3-1 W	19-29-6-3/48	11, 19, 17	GIGUERE	9,498
58	2/06	PHILADELPHIA	5-4 W	20-29-6-3/50	9, 9, 13, 9, 10	GIGUERE	13,614
59	2/08	CAROLINA	1-4 L	20-30-6-3/50	12	GIGUERE	10,589
60	2/10	DALLAS	1-5 L	20-31-6-3/50	12	SHIELDS	14,617
61	2/13	CALGARY	3-2 W	21-31-6-3/52	17, 7, 19	GIGUERE	9,583
62	2/27	MINNESOTA	3-5 L	21-32-6-3/52	9, 9, 26	GIGUERE	10,022
63	3/03	@ CHICAGO	1-2 L	21-33-6-3/52	17	GIGUERE	20,161
64	3/06	@ ATLANTA	4-1 W	22-33-6-3/54	3, 9, 18, 9	SHIELDS	11,016
65	3/08	NEW JERSEY	2-1 W	23-33-6-3/56	11, 9	SHIELDS	15,051
66	3/10	OTTAWA	2-4 L	23-34-6-3/56	13, 27	SHIELDS	12,358
67	3/13	PITTSBURGH	4-2 W	24-34-6-3/58	17, 17, 24, 20	GIGUERE	12,536
68	3/15	CHICAGO	1-1 T (OT)	24-34-7-3/59	13	GIGUERE	11,360
69	3/17	ST. LOUIS	2-3 L	24-35-7-3/59	19, 24	GIGUERE	12,702
70	3/19	@ DETROIT	2-1 W	25-35-7-3/61	9, 9	SHIELDS	20,058
71	3/21	@ PHILADELPHIA	1-2 L	25-36-7-3/61	11	SHIELDS	19,527
72	3/22	@ ST. LOUIS	2-3 L	25-37-7-3/61	9, 12	GIGUERE	19,534
73	3/24	@ DALLAS	2-1 W	26-37-7-3/63	20, 21	GIGUERE	18,532
74	3/27	PHOENIX	2-4 L	26-38-7-3/63	3, 13	GIGUERE	11,297
75	3/28	@ PHOENIX	2-1 W (OT)	27-38-7-3/65	20, 13	SHIELDS	14,725
76	3/30	@ VANCOUVER	1-4 L	27-39-7-3/65	33	SHIELDS	18,422
77	4/02	@ SAN JOSE	1-3 L	27-40-7-3/65	26	GIGUERE	17,496
78	4/03	DETROIT	1-1 T (OT)	27-40-8-3/66	11	SHIELDS, GIGUERE	17,174*
79	4/05	EDMONTON	2-0 W	28-40-8-3/67	9, 13	GIGUERE	13,369
80	4/07	DALLAS	4-1 W	29-40-8-3/69	18, 13, 12, 9	GIGUERE	14,661
81	4/12	COLORADO	1-3 L	29-41-8-3/69	11	GIGUERE	17,174*
82	4/14	@ LOS ANGELES	1-0 L	29-42-8-3/69	-	GIGUERE	18,349

GOAL KEY: UNDERLINE = POWER PLAY GOAL \* = SHORTHANDED GOAL. BOLD = GAME-WINNING GOAL. + = GAME-TYING GOAL. \$ = EMPTY NET GOAL. ITALIC = PENALTY SHOT GOAL ^ = SELLOUT AT THE ARROWHEAD POND OF ANAHEIM. WHEN TWO GOALTENDERS PLAY IN ONE GAME, ALL CAPS RECEIVED DECISION.

# 2000-01 MIGHTY DUCKS OF ANAHEIM



**Front Row L-R:** Jean-Sebastien Giguere, Assistant Coach Kelly Miller, Assistant General Manager David McNab, President & General Manager Pierre Gauthier, Alternate Captain Steve Rucchin, Captain Paul Kariya, Alternate Captain Dan Bylsma, Chairman & Governor Tony Tavares, Head Coach Guy Charron, Associate Coach Terry Simpson, Gregg Naumenko. **2nd Row L-R:** Assistant Equipment Manager John Allaway, Equipment Manager Mark O'Neill, German Titov, Ruslan Salei, Oleg Tverdovsky, Matt Cullen, Jeff Friesen, Head Athletic Trainer Chris Phillips, Assistant Athletic Trainer Greg Thayer. **3rd Row L-R:** Mike Crowley, Pascal Trepanier, Marty McInnis, Tony Hrkac, Samuel Pahlsson, Petr Tenkrat, Niclas Havelid. **4th Row L-R:** Antti-Jussi Niemi, Jim Cummins, Pavel Trnka, Marc Chouinard, Mike Leclerc, Vitaly Vishnevski, Jonas Ronnqvist. Not Pictured: Steve Shields

## 2000-01 SEASON:

The Ducks finished the season 25-41-11-5 for 66 points...the team had a point in 10 of their last 16 games, winning seven of them (7-6-3-0)...the Ducks went 9-10-5-1 in their last 25 games...Anaheim posted a five-game winning streak at HOME, tying the club-record for consecutive victories at the Arrowhead Pond, Mar. 4 - Apr. 1 (set twice - 3/8-4/3, 1996 & 10/22-11/5, 1995)...Jean-Sebastien Giguere started

23 consecutive games for the Ducks, 2/11-4/4, tying the club-record set by Guy Hebert (2/5-3/26, 1997)...he posted back-to-back shutouts Mar. 11-13, just the second time in club history that had happened... Paul Kariya recorded his fifth 30+goal year over the previous six seasons and led the team with 67 points (33-34=67)...defenseman Oleg Tverdovsky led the team in assists (14-39=53), while leading team defensemen in all three categories...defenseman Vitaly Vishnevski finished fifth in the NHL in hits with 284.



Dan Bylsma


# 2000-01 GAME-BY-GAME

GAME	DATE	OPPONENT	RESULT	RECORD/PTS.	DUCKS GOALS (BY #)	ANA. GOALTENDER(S)	ATTENDANCE
1	10/6	MINNESOTA	3-1 W	1-0-0-0/2	19, 17, 16	HEBERT	16,520
2	10/8	ST. LOUIS	1-5 L	1-1-0-0/2		HEBERT	11,134
3	10/11	BOSTON	2-3 L (OT)	1-1-0-1/3	8, 19	HEBERT	11,167
4	10/14	@ NEW JERSEY	2-4 L	1-2-0-1/3	29 <sup>*</sup> , 8	HEBERT/ROUSSEL	14,789
5	10/16	@ NY RANGERS	4-3 W	2-2-0-1/5	16, 9, 26, 12	ROUSSEL	18,200
6	10/17	@ NY ISLANDERS	4-3 W	3-2-0-1/7	16, 12, 3, 8	HEBERT	6,336
7	10/20	@ BUFFALO	2-2 T (OT)	3-2-1-1/8	9, 15	ROUSSEL	17,409
8	10/21	@ PHILADELPHIA	4-3 W	4-2-1-1/10	20, 12, 15, 8	HEBERT	19,477
9	10/23	LOS ANGELES	4-5 L (OT)	4-2-1-2/11	16, 16, 12, 16	HEBERT	14,098
10	10/25	@ LOS ANGELES	2-6 L	4-3-1-2/11	9, 20	ROUSSEL/HEBERT	18,118
11	10/27	EDMONTON	3-2 W	5-3-1-2/13	17, 8, 9	HEBERT	13,592
12	10/29	@ CALGARY	6-3 W	6-3-1-2/15	15, 8, 20, 9, 19, 6	HEBERT	16,144
13	10/30	@ EDMONTON	3-5 L	6-4-1-2/15	10, 8, 17	HEBERT	12,002
14	11/1	PHOENIX	1-1 T (OT)	6-4-2-2/16	10 <sup>+</sup>	HEBERT	11,602
15	11/4	@ NASHVILLE	3-3 T (OT)	6-4-3-2/17	13, 29, 27 <sup>+</sup>	HEBERT	16,512
16	11/5	@ CHICAGO	2-4 L	6-5-3-2/17	8, 16	ROUSSEL/HEBERT	13,360
17	11/8	VANCOUVER	2-7 L	6-6-3-2/17	9 <sup>*</sup> , 29	HEBERT/ROUSSEL	11,588
18	11/11	@ COLORADO	1-3 L	6-7-3-2/17	24	ROUSSEL	18,007
19	11/12	DETROIT	2-3 L	6-8-3-2/17	12, 16	HEBERT	16,417
20	11/15	COLORADO	0-3 L	6-9-3-2/17	NONE	HEBERT	13,470
21	11/18	@ PHOENIX	6-2 W	7-9-3-2/19	16, 19, 15, 14, 8, 12	HEBERT	15,374
22	11/19	NY ISLANDERS	2-1 W	8-9-3-2/21	9, 8	HEBERT	13,047
23	11/22	NEW JERSEY	2-5 L	8-10-3-2/21	8, 17	HEBERT/ROUSSEL	13,932
24	11/24	@ CALGARY	2-2 T (OT)	8-10-4-2/22	9, 12	ROUSSEL	17,139
25	11/25	@ EDMONTON	2-3 L	8-11-4-2/22	15, 10	GIGUERE	17,100
26	11/28	@ VANCOUVER	1-4 L	8-12-4-2/22	28	GIGUERE	14,848
27	11/30	@ SAN JOSE	2-3 L (OT)	8-12-4-3/23	12, 9	ROUSSEL	17,496
28	12/3	LOS ANGELES	4-0 W	9-12-4-3/25	12, 10, 11, 9 <sup>*</sup>	HEBERT	*17,174
29	12/5	@ ST. LOUIS	0-1 L	9-13-4-3/25	NONE	HEBERT	18,410
30	12/6	@ COLUMBUS	2-5 L	9-14-4-3/25	12, 17	HEBERT/ROUSSEL	15,648
31	12/8	@ MINNESOTA	1-0 W (OT)	10-14-4-3/27	10	HEBERT	18,064
32	12/10	DALLAS	0-1 L	10-15-4-3/27	NONE	HEBERT	12,671
33	12/13	COLUMBUS	5-4 W (OT)	11-15-4-3/29	9, 13, 28, 13, 28	HEBERT	11,630
34	12/15	NY RANGERS	6-4 W	12-15-4-3/31	17, 18, 9, 16, 12, 12	HEBERT	14,944
35	12/17	TAMPA BAY	3-1 W	13-15-4-3/33	10, 16, 15 <sup>S</sup>	HEBERT	11,207
36	12/20	ATLANTA	2-4 L	13-16-4-3/33	16, 26	HEBERT	12,051
37	12/22	@ DETROIT	1-2 L (OT)	13-16-4-4/34	18	HEBERT	19,995
38	12/23	@ ST. LOUIS	2-5 L	13-17-4-4/34	29, 17	HEBERT	19,736
39	12/27	@ DALLAS	1-3 L	13-18-4-4/34	13	ROUSSEL	17,001
40	12/28	@ NASHVILLE	2-2 T (OT)	13-18-5-4/35	17, 18 <sup>+</sup>	HEBERT	16,434
41	12/31	@ MINNESOTA	2-3 L	13-19-5-4/35	15, 7	HEBERT	18,064
42	1/3	FLORIDA	3-2 W (OT)	14-19-5-4/37	8, 13, 18	ROUSSEL	11,396
43	1/5	CALGARY	4-4 T (OT)	14-19-6-4/38	16, 16, 8, 8 <sup>+</sup>	HEBERT	12,943
44	1/10	ST. LOUIS	2-4 L	14-20-6-4/38	28, 8	HEBERT	14,600
45	1/12	BUFFALO	0-4 L	14-21-6-4/38	NONE	HEBERT	13,372
46	1/14	@ CAROLINA	0-4 L	14-22-6-4/38	NONE	GIGUERE	13,013
47	1/15	@ PITTSBURGH	2-3 L	14-23-6-4/38	15, 15	HEBERT	17,148
48	1/17	@ ATLANTA	5-2 W	15-23-6-4/40	21, 8, 23, 23, 16	GIGUERE	15,040
49	1/19	PHOENIX	3-4 L	15-24-6-4/40	16, 10, 8	HEBERT	14,280
50	1/21	COLORADO	2-4 L	15-25-6-4/40	16, 16	GIGUERE/GIGUERE	16,417
51	1/24	MINNESOTA	0-5 L	15-26-6-4/40	NONE	GIGUERE	11,682
52	1/26	@ DETROIT	2-3 L	15-27-6-4/40	15, 27	HEBERT	19,995
53	1/27	@ COLUMBUS	1-2 L	15-28-6-4/40	32	GIGUERE	18,136
54	1/31	NASHVILLE	0-3 L	15-29-6-4/40	NONE	HEBERT	10,981
55	2/1	@ PHOENIX	4-2 W	16-29-6-4/42	27, 8, 8, 8 <sup>S</sup>	GIGUERE	13,267
56	2/7	CHICAGO	2-3 L	16-30-6-4/42	9, 15	GIGUERE	11,682
57	2/9	WASHINGTON	3-4 L	16-31-6-4/42	9, 9, 10	HEBERT	12,942
58	2/11	CAROLINA	2-2 T (OT)	16-31-7-4/43	8, 12 <sup>+</sup>	GIGUERE	12,630
59	2/14	EDMONTON	3-3 T (OT)	16-31-8-4/44	16, 8, 12 <sup>+</sup>	GIGUERE	11,307
60	2/16	@ DALLAS	2-3 L (OT)	16-31-8-5/45	10, 27	GIGUERE	17,001
61	2/19	CALGARY	6-2 W	17-31-8-5/47	9, 9, 8, 8, 23 <sup>*</sup>	GIGUERE	11,438
62	2/21	SAN JOSE	1-0 W	18-31-8-5/49	10	GIGUERE	12,973
63	2/23	@ SAN JOSE	1-3 L	18-32-8-5/49	8	GIGUERE	17,496
64	2/25	COLUMBUS	2-5 L	18-33-8-5/49	12, 9	GIGUERE	12,308
65	2/28	DETROIT	1-3 L	18-34-8-5/49	13	GIGUERE	15,761
66	3/2	DALLAS	2-5 L	18-35-8-5/49	10, 17	GIGUERE	14,660
67	3/4	LOS ANGELES	4-0 W	19-35-8-5/51	32, 8, 9, 9	GIGUERE	*17,174
68	3/7	MONTREAL	4-2 W	20-35-8-5/53	9, 17, 9, 15	GIGUERE	12,568
69	3/9	CHICAGO	3-1 W	21-35-8-5/55	9, 10, 9 <sup>S</sup>	GIGUERE	13,492
70	3/11	NASHVILLE	1-0 W (OT)	22-35-8-5/57	25	GIGUERE	13,888
71	3/13	@ WASHINGTON	2-0 W	23-35-8-5/59	26, 15	GIGUERE	14,502
72	3/14	@ TORONTO	2-3 L	23-36-8-5/59	9, 9	GIGUERE	19,038
73	3/16	@ OTTAWA	1-4 L	23-37-8-5/59	40	GIGUERE	18,500
74	3/18	@ CHICAGO	4-1 W	24-37-8-5/61	11, 19, 16, 26 <sup>*</sup>	GIGUERE	15,014
75	3/21	@ DALLAS	0-8 L	24-38-8-5/61	NONE	GIGUERE/NAUMENKO	17,001
76	3/24	@ LOS ANGELES	3-3 T (OT)	24-38-9-5/62	27, 13, 10 <sup>+</sup>	GIGUERE	18,118
77	3/29	@ SAN JOSE	4-7 L	24-39-9-5/62	9, 9, 13, 9	GIGUERE	17,496
78	3/30	@ VANCOUVER	2-2 T (OT)	24-39-10-5/63	11, 9	GIGUERE	18,422
79	4/1	VANCOUVER	2-1 W	25-39-10-5/65	27, 18	GIGUERE	16,006
80	4/4	@ COLORADO	1-1 T (OT)	25-39-11-5/66	9	GIGUERE	18,007
81	4/6	PHOENIX	2-5 L	25-40-11-5/66	32, 9	NAUMENKO	16,082
82	4/8	SAN JOSE	1-4 L	25-41-11-5/66	10	GIGUERE	*17,174

GOAL KEY: UNDERLINE = POWER PLAY GOAL. \* = SHORTHANDED GOAL. BOLD = GAME-WINNING GOAL. + = GAME-TYING GOAL. \$ = EMPTY NET GOAL. ITALIC = PENALTY SHOT GOAL. ^ = SELLOUT AT THE ARROWHEAD POND OF ANAHEIM. WHEN TWO GOALTENDERS PLAY IN ONE GAME, ALL CAPS RECEIVED DECISION.



# 1999-00 MIGHTY DUCKS OF ANAHEIM



**Front Row (sitting) L-R:** Dominic Roussel, Assistant General Manager David McNab, President and General Manager Pierre Gauthier, Alternate Captain Teemu Selanne, Captain Paul Kariya, Alternate Captain Kevin Haller, Chairman and Governor Tony Tavares, Head Coach Craig Hartsburg, Guy Hebert. **Second Row L-R:** Assistant Equipment Manager John Allaway, Equipment Manager Mark O'Neill, Assistant Coach George Burnett, Jeff Nielsen, Matt Cullen, Marty McInnis, Ted Donato, Assistant Coach Newell Brown, Head Athletic Trainer Chris Phillips, Assistant Athletic Trainer Greg Thayer. **Third Row L-R:** Kip Miller, Tony Hrkac, Pascal Trepanier, Ruslan Salei, Oleg Tverdovsky, Fredrik Olausson, Niclas Havelid, Jorgen Jonsson, Ladislav Kohn. **Top Row L-R:** Mike Leclerc, Antti Aalto, Pavel Trnka, Stu Grimson, Steve Rucchin, Ed Ward, Jason Marshall, Vitaly Vishnevski.

## 1999-00 SEASON:


The Mighty Ducks finished 34-33-12-3 for 83 points...Anaheim went 3-2-0-1 in the last six games, 7-5-2-2 in the last 16 games and 14-10-6-2 in its last 32 contests...the Ducks were 19-13-7-2 at home, including 6-0-2-2 in their last 10 games... Anaheim was 7-1-3-2 in the last 13, and 12-7-3-2 in the last 24 games @ the Arrowhead Pond... the Ducks finished 15-20-5-1 on the road, including 7-7-3-1 in their last 18 road games...Anaheim had a five-game road unbeaten streak (3-0-2-0) snapped Feb. 12 @ STL, tying for the club's longest road unbeaten streak (done four other times)... the Ducks' five-game road winning streak from Nov. 26-Dec. 26 set a new club-record (old record was four games)...Oleg Tverdovsky was the only

Duck to play in all 82 games, while also leading all team defensemen in points (51)...Paul Kariya ranked fourth in the NHL in scoring with 86 points (leading the Ducks), despite missing eight games due to injury...Teemu Selanne finished the 1999-2000 season ranked fifth in the NHL in scoring with 85 points...despite missing 11 games due to injury, Steve Rucchin ranked second in the NHL in total faceoff wins (1,066- behind only Adam Oates)...defenseman Fredrik Olausson announced his retirement following the club's last game, finishing his final NHL season with 15-19=34 points in 70 games...Guy Hebert had most of the work in goal, playing in 68 games...he appeared in his 400th game as a Mighty Duck in the season finale Apr. 9 vs. Los Angeles.

# 1999-00 GAME-BY-GAME

GAME	DATE	OPPONENT	RESULT	RECORD/PTS.	DUCKS GOALS (BY #)	ANA. GOALTENDER(S)	ATTENDANCE
1	10/2	@ DALLAS	0-2 L	0-1-0-0/0	NONE	HEBERT	17,001
2	10/5	@ PHOENIX	0-4 L	0-2-0-0/0	NONE	HEBERT/ROUSSEL	15,780
3	10/8	DALLAS	3-0 W	1-2-0-0/2	5, 8, 10	HEBERT	▲17,174
4	10/11	SAN JOSE	5-3 W	2-2-0-0/4	17, 2, 10, 16, 20S	HEBERT	13,571
5	10/13	@ NEW JERSEY	2-3 L	2-3-0-0/4		HEBERT	11,109
6	10/15	@ TAMPA BAY	3-2 W	3-3-0-0/6		ROUSSEL	11,616
7	10/16	@ FLORIDA	2-3 L (OT)	3-3-0-1/7		HEBERT	14,854
8	10/19	@ WASHINGTON	7-1 W	4-3-0-1/9	7, 8, 12, 17, 8, 14, 12	HEBERT	10,522
9	10/21	@ CHICAGO	5-5 T (OT)	4-3-1-1/10	18, 9, 14, 16, 8+	HEBERT	14,093
10	10/24	BOSTON	2-3 L	4-4-1-1/10		HEBERT	14,712
11	10/27	PITTSBURGH	2-1 W (OT)	5-4-1-1/12		ROUSSEL	13,683
12	10/29	WASHINGTON	5-2 W	6-4-1-1/14	9, 8, 10, 2, 9	HEBERT	13,586
13	10/31	PHOENIX	0-3 L	6-5-1-1/14		HEBERT	13,896
14	11/3	PHILADELPHIA	3-3 T (OT)	6-5-2-1/15		ROUSSEL	13,898
15	11/7	EDMONTON	3-1 W	7-5-2-1/17	16, 8, 17	HEBERT	13,555
16	11/9	@ TORONTO	2-0 W	8-5-2-1/19	16, 9S	HEBERT	19,148
17	11/11	@ MONTREAL	1-2 L	8-6-2-1/19		HEBERT	20,573
18	11/13	@ OTTAWA	2-4 L	8-7-2-1/19		HEBERT	18,500
19	11/15	@ DETROIT	3-6 L	8-8-2-1/19	21, 9, 19	ROUSSEL	19,983
20	11/17	CALGARY	2-1 W	9-8-2-1/21	14, 29	HEBERT	12,928
21	11/19	CHICAGO	4-2 W	10-8-2-1/23	16, 20, 28, 2	HEBERT	15,264
22	11/22	MONTREAL	1-2 L	10-9-2-1/23		HEBERT	12,496
23	11/24	NEW JERSEY	1-2 L	10-10-2-1/23		HEBERT	13,474
24	11/26	@ DALLAS	4-2 W	11-10-2-1/25	15, 8, 8, 8	HEBERT	17,001
25	11/27	@ NASHVILLE	4-3 W	12-10-2-1/27	20, 9, 9, 20	HEBERT	17,113
26	12/1	TAMPA BAY	2-4 L	12-11-2-1/27		HEBERT	12,047
27	12/3	LOS ANGELES	1-1 T (OT)	12-11-3-1/28	7+	HEBERT	▲17,174
28	12/4	@ PHOENIX	2-1 W	13-11-3-1/30		HEBERT	14,904
29	12/8	VANCOUVER	2-2 T (OT)	13-11-4-1/31	9, 20+	HEBERT	12,488
30	12/10	COLORADO	1-2 L	13-12-4-1/31		HEBERT	13,927
31	12/12	ATLANTA	4-1 W	14-12-4-1/33	8, 12, 29, 8S	ROUSSEL	12,886
32	12/15	@ COLORADO	4-2 W	15-12-4-1/35	19, 19, 21, 8	ROUSSEL	18,007
33	12/17	CHICAGO	2-0 W	16-12-4-1/37		HEBERT	12,623
34	12/19	DETROIT	3-1 W	17-12-4-1/39	33, 17, 9	HEBERT	16,538
35	12/22	PHOENIX	2-8 L	17-13-4-1/39		HEBERT/ROUSSEL	14,315
36	12/26	@ SAN JOSE	1-0 W	18-13-4-1/41		ROUSSEL	17,483
37	12/27	@ EDMONTON	1-4 L	18-14-4-1/41		ROUSSEL	17,100
38	12/29	@ CALGARY	1-3 L	18-15-4-1/41		HEBERT	15,511
39	12/31	@ DALLAS	4-5 L	18-16-4-1/41	17, 9, 9*, 21	HEBERT	17,001
40	1/5	FLORIDA	1-5 L	18-17-4-1/41		HEBERT/ROUSSEL	13,024
41	1/7	@ CAROLINA	4-4 T (OT)	18-17-5-1/42	8, 16*, 33, 19	ROUSSEL	12,002
42	1/8	@ DETROIT	3-5 L	18-18-5-1/42	12, 9*, 32	HEBERT	19,983
43	1/12	OTTAWA	0-2 L	18-19-5-1/42		HEBERT	12,501
44	1/14	ST. LOUIS	3-1 W	19-19-5-1/44	16, 9, 29	HEBERT	14,906
45	1/15	@ PHOENIX	2-4 L	19-20-5-1/44		HEBERT	16,210
46	1/17	BUFFALO	0-5 L	19-21-5-1/44		ROUSSEL	13,617
47	1/19	DALLAS	3-1 W	20-21-5-1/46	14, 9, 9S	HEBERT	13,723
48	1/21	COLORADO	3-3 T (OT)	20-21-6-1/47	10, 9, 8+	HEBERT	▲17,174
49	1/22	@ SAN JOSE	3-4 L	20-22-6-1/47		HEBERT	17,483
50	1/26	NY ISLANDERS	2-4 L	20-23-6-1/47		HEBERT	12,790
51	1/29	@ PITTSBURGH	7-1 W	21-23-6-1/49	8, 14, 9, 17, 20, 9, 15	HEBERT	17,124
52	1/31	@ BOSTON	4-2 W	22-23-6-1/51		HEBERT	15,689
53	2/1	@ BUFFALO	2-2 T (OT)	22-23-7-1/52		HEBERT	18,690
54	2/3	@ PHILADELPHIA	3-3 T (OT)	22-23-8-1/53	10, 19, 8	HEBERT	19,742
55	2/8	@ LOS ANGELES	5-3 W	23-23-8-1/55	17, 6, 10, 20, 9	HEBERT	18,118
56	2/9	DALLAS	3-5 L	23-24-8-1/55		HEBERT	13,684
57	2/12	@ ST. LOUIS	3-6 L	23-25-8-1/55		HEBERT	20,216
58	2/14	@ CHICAGO	4-3 W	24-25-8-1/57	17, 20, 11, 21	ROUSSEL	13,737
59	2/16	CALGARY	6-5 W (OT)	25-25-8-1/59	5, 20, 9, 20, 2, 10	HEBERT	12,956
60	2/18	SAN JOSE	4-4 T (OT)	25-25-9-1/60	17, 8, 10, 24	HEBERT	16,868
61	2/21	ST. LOUIS	2-4 L	25-26-9-1/60		ROUSSEL	13,346
62	2/23	VANCOUVER	4-4 T (OT)	25-26-10-1/61		ROUSSEL	12,682
63	2/27	EDMONTON	3-2 W	26-26-10-1/63		HEBERT	▲17,174
64	2/29	@ SAN JOSE	4-2 W	27-26-10-1/65		HEBERT	17,483
65	3/2	@ VANCOUVER	1-3 L	27-27-10-1/65		HEBERT	13,918
66	3/3	@ CALGARY	1-4 L	27-28-10-1/65		HEBERT/ROUSSEL	16,430
67	3/5	NASHVILLE	1-0 W	28-28-10-1/67		HEBERT	13,601
68	3/8	NY RANGERS	3-4 L (OT)	28-28-10-2/68		HEBERT	13,565
69	3/11	@ ST. LOUIS	1-1 T (OT)	28-28-11-2/69		HEBERT/ROUSSEL	20,274
70	3/14	@ COLORADO	2-4 L	28-29-11-2/69		ROUSSEL	18,007
71	3/15	LOS ANGELES	2-2 T (OT)	28-29-12-2/70		HEBERT	▲17,174
72	3/17	SAN JOSE	4-2 W	29-29-12-2/72	8, 2, 10, 8S	HEBERT	16,573
73	3/19	DETROIT	3-1 W	30-29-12-2/74		HEBERT	▲17,174
74	3/21	@ LOS ANGELES	5-2 W	31-29-12-2/76	21, 14, 11, 29, 9	HEBERT	17,494
75	3/22	@ EDMONTON	1-2 L	31-30-12-2/76		HEBERT	15,673
76	3/24	@ VANCOUVER	1-8 L	31-31-12-2/76		HEBERT/ROUSSEL	18,422
77	3/26	PHOENIX	4-3 W (OT)	32-31-12-2/78	8, 8, 2, 10	HEBERT	▲17,174
78	4/1	@ LOS ANGELES	1-2 L	32-32-12-2/78		HEBERT	18,118
79	4/3	NASHVILLE	3-1 W	33-32-12-2/80		HEBERT	15,759
80	4/5	@ CHICAGO	2-5 L	33-33-12-2/80		HEBERT	15,112
81	4/7	@ NASHVILLE	5-1 W	34-33-12-2/82	20, 9*, 14, 20, 9	HEBERT	17,113
82	4/9	LOS ANGELES	3-4 L (OT)	34-33-12-3/83		HEBERT	▲17,174

GOAL KEY: UNDERLINE = POWER PLAY GOAL, \* = SHORTHANDED GOAL, BOLD = GAME-WINNING GOAL, += GAME-TYING GOAL, \$ = EMPTY NET GOAL, ITALIC = PENALTY SHOT GOAL ▲ = SELLOUT AT THE ARROWHEAD POND OF ANAHEIM. WHEN TWO GOALTENDERS PLAY IN ONE GAME, ALL CAPS RECEIVED DECISION.



**Front Row (sitting) L-R:** Dominic Roussel, Assistant Coach George Burnett, Assistant General Manager David McNab, President and General Manager Pierre Gauthier, Alternate Captain Teemu Selanne, Captain Paul Kariya, Alternate Captain Kevin Haller, Chairman and Governor Tony Tavares, Head Coach Craig Hartsburg, Assistant Coach Newell Brown, Guy Hebert. **Second Row L-R:** Assistant Trainer Greg Thayer, Head Trainer Greg Smith, Ted Drury, Matt Cullen, Steve Rucchin, Jason Marshall, Ruslan Salei, Goaltending Coach Francois Allaire, Head Equipment Manager Mark O'Neill, Assistant Equipment Manager John Allaway. **Third Row L-R:** Jeff Nielsen, Fredrik Olausson, Tomas Sandstrom, Travis Green, Johan Davidsson, Pascal Trepanier, Marty McInnis. **Top Row L-R:** Antti Aalto, Dan Trebil, Stu Grimson, Jim McKenzie, Jamie Pushor, Pavel Trnka.

## POSTSEASON NOTES IN PLAYOFF SECTION

### 1998-99 SEASON:

The Mighty Ducks finished the season with a mark of 35-34-13 for 83 points, good for sixth in the Western Conference...the Ducks were a franchise-high five games over .500 five times (latest being a 34-29-12 record after a 2-2 tie @ the NYI on Apr. 3)...the club's 83 points were 18 more than they had in 1997-98 (65 points), the third largest increase in the NHL...Anaheim lost only 12 of its last 34 games (18-12-4) and finished one win shy of equaling the club-record for wins in one season...the club led the league in power play percentage with a 22.0% mark (83-for-378)...the Ducks' 79 PPG's from Nov. 1 through the end of the regular season were 15 more than anyone else in the NHL...Anaheim was 28-3-7 when leading after two periods...home record was 21-14-6 (7-3-2 in last

12)...the Ducks established a club-record seven-game winning streak from Feb. 20-Mar. 7...Paul Kariya and Teemu Selanne combined to average 2.66 points-per-game, leading the league...Teemu Selanne's 47 goals earned him the first-ever Maurice "The Rocket" Richard Trophy, awarded to the NHL's highest goal scorer...Paul Kariya's 429 shots were the second-highest total in NHL history...Fredrik Olausson set club-records for defencemen in goals (16), assists (40) & points (56)...Guy Hebert and Dominic Roussel combined for a .921 SV%, the second-highest in the league...Hebert received most of the workload, ranking second in the NHL in games (68), and second in minutes (4083), while also ranking eighth in wins (31), and tied-for-fourth in shutouts (6)...Kevin Haller and Paul Kariya were the only two players to appear in all 82 regular season games.


# 1998-99 GAME-BY-GAME

GAME	DATE	OPPONENT	RESULT	RECORD/PTS.	DUCKS GOALS (BY #)	ANA. GOALTENDER(S)	ATTENDANCE
1	10/10	@ WASHINGTON	0-1 L	0-1-0/0	NONE	ROUSSEL	19,740
2	10/11	@ PHILADELPHIA	1-4 L	0-2-0/0	9	HEBERT	19,519
3	10/13	@ MONTREAL	0-1 L	0-3-0/0	NONE	HEBERT	20,046
4	10/15	@ CHICAGO	5-3 W	1-3-0/2	8, 25, 9*, 17, 8	HEBERT	14,710
5	10/21	BOSTON	3-0 W	2-3-0/4	33, 9, 2	HEBERT	^17,174
6	10/25	PHOENIX	2-2 T (OT)	2-3-1/5	8, 20+	HEBERT	16,113
7	10/28	TAMPA BAY	5-3 W	3-3-1/7	9, 17, 32, 32, 85	HEBERT	13,963
8	10/30	@ DALLAS	3-3 T (OT)	3-3-2/8	9, 20, 8+	HEBERT	16,528
9	10/31	@ ST. LOUIS	2-2 T (OT)	3-3-3/9	8, 9	HEBERT	13,941
10	11/4	ST. LOUIS	1-3 L	3-4-3/9	17	HEBERT	14,710
11	11/6	SAN JOSE	2-2 T (OT)	3-4-4/10	17, 24	HEBERT	15,958
12	11/8	DETROIT	2-3 L	3-5-4/10	17, 16	HEBERT	^17,174
13	11/11	CAROLINA	5-4 W (OT)	4-5-4/12	16, 8, 33, 9, 20	HEBERT	14,668
14	11/13	@ VANCOUVER	2-5 L	4-6-4/12	16, 20	ROUSSEL	15,582
15	11/14	@ CALGARY	1-0 W	5-6-4/14	25	HEBERT	16,288
16	11/16	LOS ANGELES	3-1 W	6-6-4/16	39*, 22, 95	HEBERT	16,067
17	11/18	NY RANGERS	3-1 W	7-6-4/18	20, 16, 95	HEBERT	15,245
18	11/20	EDMONTON	2-3 L (OT)	7-7-4/18	14, 9	HEBERT	16,367
19	11/22	CHICAGO	4-1 W	8-7-4/20	32, 16, 20, 14	HEBERT	16,423
20	11/25	@ DETROIT	2-5 L	8-8-4/20	9, 9	HEBERT	19,983
21	11/27	@ NASHVILLE	1-3 L	8-9-4/20	9	ROUSSEL	17,298
22	11/29	@ CAROLINA	1-3 L	8-10-4/20	39	HEBERT	6,871
23	12/1	@ PITTSBURGH	4-4 T (OT)	8-10-5/21	39, 2, 20, 39	HEBERT	11,314
24	12/3	@ CHICAGO	1-4 L	8-11-5/21	14	HEBERT	16,149
25	12/6	@ SAN JOSE	2-1 W	9-11-5/23	11, 16	HEBERT	16,321
26	12/9	VANCOUVER	4-4 T (OT)	9-11-6/24	22, 20, 22, 16	HEBERT	14,100
27	12/11	WASHINGTON	1-0 W	10-11-6/26	16	HEBERT	14,631
28	12/13	LOS ANGELES	3-0 W	11-11-6/28	8, 8, 9	HEBERT	^17,174
29	12/16	NASHVILLE	6-1 W	12-11-6/30	4, 8, 39, 39, 20, 8	HEBERT	14,222
30	12/18	NY ISLANDERS	2-2 T (OT)	12-11-7/31	8, 2	HEBERT	14,419
31	12/21	COLORADO	2-4 L	12-12-7/31	8, 39	HEBERT	16,568
32	12/22	@ COLORADO	1-0 W	13-12-7/33	19	ROUSSEL	16,061
33	12/28	@ OTTAWA	2-2 T (OT)	13-12-8/34	2, 16*	ROUSSEL	18,500
34	12/30	@ TORONTO	1-4 L	13-13-8/34	8	HEBERT	15,726
35	1/1	@ BUFFALO	7-2 W	14-13-8/36	20, 24, 20, 8, 39, 8, 8	HEBERT	18,595
36	1/2	@ BOSTON	1-2 L	14-14-8/36	8	HEBERT	17,565
37	1/4	@ NASHVILLE	1-2 L	14-15-8/36	2	HEBERT	13,507
38	1/6	BUFFALO	2-3 L (OT)	14-16-8/36	20, 8	HEBERT	15,002
39	1/8	PHOENIX	4-1 W	15-16-8/38	2, 20, 9	ROUSSEL	16,308
40	1/10	EDMONTON	6-4 W	16-16-8/40	2, 9, 39, 8, 8, 11*	ROUSSEL/HEBERT	^17,174
41	1/13	CALGARY	1-2 L	16-17-8/40	2	HEBERT	13,542
42	1/15	DALLAS	1-3 L	16-18-8/40	2	HEBERT	17,150
43	1/18	PITTSBURGH	5-3 W	17-18-8/42	2, 16, 17, 16, 95	HEBERT	15,016
44	1/20	NEW JERSEY	3-4 L	17-19-8/42	9, 20, 18	ROUSSEL	14,027
45	1/21	@ PHOENIX	3-3 T (OT)	17-19-9/43	18, 16, 9	ROUSSEL	16,210
46	1/27	COLORADO	3-4 L	17-20-9/43	20, 8, 20	HEBERT	15,011
47	1/28	@ COLORADO	2-6 L	17-21-9/43	16, 11	HEBERT	16,061
48	1/30	@ EDMONTON	0-1 L	17-22-9/43	NONE	HEBERT	17,100
49	2/3	CHICAGO	3-0 W	18-22-9/45	9, 11, 165	HEBERT	15,254
50	2/5	@ TAMPA BAY	5-3 W	19-22-9/47	11, 9, 20, 2, 9	HEBERT	10,872
51	2/6	@ ST. LOUIS	4-3 W	20-22-9/49	11, 16, 2, 27	HEBERT	20,290
52	2/10	PHILADELPHIA	5-4 W	21-22-9/51	8, 2, 8, 20, 2	HEBERT	16,357
53	2/12	DALLAS	2-3 L	21-23-9/51	8, 17	HEBERT	16,230
54	2/14	@ PHOENIX	5-1 W	22-23-9/53	8, 20, 18, 20, 33	HEBERT	16,210
55	2/15	@ LOS ANGELES	3-1 W	23-23-9/55	17, 17, 95	HEBERT	14,664
56	2/17	EDMONTON	2-6 L	23-24-9/55	8, 20	HEBERT/ROUSSEL	14,540
57	2/19	@ CALGARY	3-6 L	23-25-9/55	8, 17, 8	HEBERT	16,347
58	2/20	@ VANCOUVER	5-1 W	24-25-9/57	39, 8, 8, 9, 16	HEBERT	18,422
59	2/24	@ EDMONTON	2-1 W	25-25-9/59	8, 9	ROUSSEL	16,001
60	2/26	SAN JOSE	3-1 W	26-25-9/61	20, 8, 39	HEBERT	^17,174
61	2/27	@ SAN JOSE	4-1 W	27-25-9/63	8, 39, 9, 5	HEBERT	17,483
62	3/3	LOS ANGELES	2-1 W	28-25-9/65	11, 8	HEBERT	^17,174
63	3/5	NASHVILLE	3-2 W	29-25-9/67	19, 8, 19	ROUSSEL	15,839
64	3/7	DETROIT	3-1 W	30-25-9/69	16, 20*, 17	HEBERT	^17,174
65	3/10	VANCOUVER	4-4 T (OT)	30-25-10/70	18, 9, 8, 9	HEBERT	14,199
66	3/12	@ DALLAS	0-4 L	30-26-10/70	NONE	HEBERT/ROUSSEL	16,528
67	3/13	@ PHOENIX	0-1 L	30-27-10/70	NONE	HEBERT	16,210
68	3/17	OTTAWA	2-2 T (OT)	30-27-11/71	27, 11	HEBERT	16,026
69	3/18	@ LOS ANGELES	4-2 W	31-27-11/73	23, 8, 9, 8	HEBERT	12,037
70	3/21	FLORIDA	2-5 L	31-28-11/73	8, 18	HEBERT	16,434
71	3/26	DALLAS	5-1 W	32-28-11/75	16, 11, 8, 8, 9	HEBERT	16,533
72	3/28	CALGARY	5-1 W	33-28-11/77	9, 8, 19, 9, 33	HEBERT	15,975
73	3/31	@ NEW JERSEY	1-7 L	33-29-11/77	9	HEBERT/ROUSSEL	17,239
74	4/2	@ N.Y. RANGERS	4-1 W	34-29-11/79	8, 39, 8, 9	HEBERT	18,200
75	4/3	@ N.Y. ISLANDERS	2-2 T (OT)	34-29-12/80	2, 11+	ROUSSEL	12,297
76	4/5	@ DETROIT	2-3 L	34-30-12/80	17, 11	HEBERT	19,983
77	4/7	@ DALLAS	1-5 L	34-31-12/80	9	ROUSSEL/HEBERT	16,928
78	4/9	SAN JOSE	1-4 L	34-32-12/80	17	HEBERT	^17,174
79	4/11	PHOENIX	3-0 W	35-32-12/82	9, 19, 85	HEBERT	^17,174
80	4/14	ST. LOUIS	1-3 L	35-33-12/82	9	HEBERT	16,510
81	4/15	@ LOS ANGELES	3-4 L (OT)	35-34-12/82	17, 2, 8	ROUSSEL	14,669
82	4/17	@ SAN JOSE	3-3 T (OT)	35-34-13/83	33, 9, 17	ROUSSEL	17,483

GOAL KEY: UNDERLINE = POWER PLAY GOAL, \* = SHORTHANDED GOAL, BOLD = GAME-WINNING GOAL, + = GAME-TYING GOAL, \$ = EMPTY NET GOAL, ITALIC = PENALTY SHOT GOAL, ^ = SELLOUT AT THE ARROWHEAD POND OF ANAHEIM. WHEN TWO GOALTENDERS PLAY IN ONE GAME, ALL CAPS RECEIVED DECISION.



# 1997-98 MIGHTY DUCKS OF ANAHEIM



**Front Row (sitting) L-R:** Mikhail Shtalenkov, Assistant Coach Don Hay, Assistant General Manager David McNab, President Tony Tavares, Alternate Captain Teemu Selanne, Captain Paul Kariya, Alternate Captain David Karpa, Vice President/General Manager Jack Ferreira, Head Coach Pierre Pagé, Assistant Coach Walt Kyle, Guy Hebert. **Second Row L-R:** Head Athletic Trainer Greg Smith, Goaltending Consultant François Allaire, Scott Young, Tomas Sandstrom, Steve Rucchin, Brent Severyn, Doug Houda, Tom Askey, Equipment Manager Mark O'Neill, Assistant Equipment Manager John Allaway. **Third Row L-R:** Massage Therapist John Worth, Strength & Conditioning Coach Todd Norman, Ted Drury, Drew Bannister, Shawn Antoski, Jamie Pushor, Jason Marshall, Travis Green, Assistant Trainer Greg Thayer. **Top Row L-R:** Josef Marha, Mike Leclerc, Matt Cullen, Pavel Trnka, Ruslan Salei, Jeremy Stevenson, J.F. Jomphe, Jeff Nielsen. **Unavailable for photo:** Frank Banham.

## 1997-98 SEASON:


The Ducks finished the season 26-43-13 for 65 points...the club went 6-7-4 over the last 17 games...Anaheim enjoyed the most success vs. the Atlantic Division, going 7-3-4 (.643 winning percentage) - marking the second best winning percentage vs. any division in franchise history (record is 66.7%, set in 1995-96 when the Ducks went 8-4-0 vs. the Northeast)...Anaheim had three players that ranked among NHL league leaders (including rookie leaders) in several categories (Selanne, Rucchin & Cullen)...the Mighty Ducks and Vancouver Canucks opened up their '97-98

NHL regular seasons with a two-game set in Tokyo on Oct. 3-4. The games marked the first NHL regular season contests outside of North America... Teemu Selanne's sensational season included an 11-game goal scoring streak, three hat tricks, 10 game-winning goals, a club-record 13 goals in a month (November), a hat trick in the All-Star game, a Bronze Medal at the Winter Olympics, and a league-leading 52 goals (tied with Peter Bondra)... Selanne also became just the fourth player in NHL history to record at least 25% of his teams goals in one season...Paul Kariya suffered a season-ending concussion on Feb. 1 vs. Chicago and appeared in only 22 games on the season.

# 1997-98 GAME-BY-GAME

GAME	DATE	OPPONENT	RESULT	RECORD/PTS.	DUCKS GOALS (BY #)	ANA. GOALTENDER(S)	ATTENDANCE
1	10/3	@ VANCOUVER (JAPAN)	2-3 L	0-1-0/0	48, 11	HEBERT	10,500
2	10/4	VANCOUVER (JAPAN)	3-2 W	1-1-0/2	8, 17, 36	SHTALENKOV	10,500
3	10/10	OTTAWA	1-1 T (OT)	1-1-1/3	21+	HEBERT	17,174
4	10/13	BOSTON	0-3 L	1-2-1/3	NONE	HEBERT	16,486
5	10/15	PHILADELPHIA	2-2 T (OT)	1-2-2/4	16, 17+	SHTALENKOV	17,121
6	10/17	EDMONTON	2-1 W	2-2-2/6	29, 15	HEBERT	16,565
7	10/19	N.Y. ISLANDERS	2-5 L	2-3-2/6	15, 21	HEBERT, SHTALENKOV	17,112
8	10/21	@ PHOENIX	4-3 W	3-3-2/8	12, 8, 13, 10	SHTALENKOV	13,779
9	10/22	DETROIT	1-4 L	3-4-2/8	8	HEBERT	17,053
10	10/25	@ N.Y. ISLANDERS	4-2 W	4-4-2/10	17, 15, 8, 48*	SHTALENKOV	14,523
11	10/26	@ N.Y. RANGERS	3-3 T (OT)	4-4-3/11	8, 8, 8+	HEBERT	18,200
12	10/28	@ TORONTO	2-2 T (OT)	4-4-4/12	21, 8+	SHTALENKOV	15,707
13	10/30	@ BOSTON	3-0 W	5-4-4/14	8, 10, 8	HEBERT	13,153
14	11/2	@ DETROIT	3-4 L	5-5-4/14	8, 20, 15	SHTALENKOV	19,983
15	11/5	TAMPA BAY	5-2 W	6-5-4/16	13, 13, 8, 17, 8	HEBERT	17,067
16	11/7	@ CALGARY	4-3 W (OT)	7-5-4/18	8, 24, 48, 48	HEBERT	16,487
17	11/8	@ VANCOUVER	3-2 W	8-5-4/20	48, 24, 8	SHTALENKOV	18,422
18	11/10	SAN JOSE	4-6 L	8-6-4/20	8, 8, 8, 23	HEBERT	17,174
19	11/12	MONTREAL	3-4 L (OT)	8-7-4/20	12, 14*, 24	HEBERT	17,174
20	11/14	VANCOUVER	3-3 T (OT)	8-7-5/21	8, 8, 13*	SHTALENKOV	17,174
21	11/16	DALLAS	0-4 L	8-8-5/21	NONE	SHTALENKOV	17,174
22	11/18	@ SAN JOSE	2-4 L	8-9-5/21	20, 12	HEBERT	16,645
23	11/19	CHICAGO	0-4 L	8-10-5/21	NONE	HEBERT	16,641
24	11/22	@ ST. LOUIS	2-0 W	9-10-5/23	40, 19	HEBERT	20,184
25	11/24	@ DALLAS	0-5 L	9-11-5/23	NONE	HEBERT, SHTALENKOV	15,851
26	11/26	NEW JERSEY	2-0 W	10-11-5/25	18, 20S	HEBERT	17,174
27	11/28	@ EDMONTON	3-1 W	11-11-5/27	8, 14*, 40	HEBERT	17,099
28	11/29	@ CALGARY	2-3 L (OT)	11-12-5/27	8, 8	SHTALENKOV	18,334
29	12/2	@ TORONTO	3-3 T (OT)	11-12-6/28	17, 14, 24+	HEBERT	15,620
30	12/3	@ BUFFALO	0-4 L	11-13-6/28	NONE	HEBERT	11,654
31	12/6	@ PITTSBURGH	2-5 L	11-14-6/28	8, 17*	HEBERT	15,216
32	12/10	PITTSBURGH	0-3 L	11-15-6/28	NONE	SHTALENKOV	17,036
33	12/12	WASHINGTON	6-4 W	12-15-6/30	8, 20, 36, 9, 8, 9S	HEBERT	17,174
34	12/17	TORONTO	2-6 L	12-16-6/30	40, 9	HEBERT	16,807
35	12/19	PHOENIX	2-6 L	12-17-6/30	9, 14	SHTALENKOV, HEBERT	16,560
36	12/21	SAN JOSE	2-4 L	12-18-6/30	8, 8	HEBERT	17,174
37	12/22	CALGARY	5-1 W	13-18-6/32	8, 12, 8, 19, 15	SHTALENKOV	16,975
38	12/27	@ ST. LOUIS	5-5 T (OT)	13-18-7/33	8, 16, 16, 9, 48	SHTALENKOV, HEBERT	20,381
39	12/28	@ CHICAGO	0-2 L	13-19-7/33	NONE	HEBERT	21,266
40	12/30	@ CAROLINA	1-2 L	13-20-7/33	8	HEBERT	8,309
41	1/1	@ WASHINGTON	2-3 L	13-21-7/33	7, 18	HEBERT	19,011
42	1/3	@ TAMPA BAY	4-1 W	14-21-7/35	18, 9, 14, 20	HEBERT	14,221
43	1/4	@ FLORIDA	3-3 T (OT)	14-21-8/36	9, 20*, 8+	HEBERT	14,703
44	1/7	BUFFALO	2-3 L	14-22-8/36	9, 13	HEBERT/SHTALENKOV	17,049
45	1/9	EDMONTON	1-5 L	14-23-8/36	14	HEBERT	17,174
46	1/11	DALLAS	2-1 W (OT)	15-23-8/38	19, 14	HEBERT	17,154
47	1/12	@ LOS ANGELES	2-3 L (OT)	15-24-8/38	18, 9	HEBERT	16,005
48	1/14	COLORADO	0-2 L	15-25-8/38	NONE	HEBERT	17,174
49	1/21	FLORIDA	8-3 W	16-25-8/40	9, 14, 9, 8, 9, 45, 16, 8	SHTALENKOV	17,001
50	1/22	@ COLORADO	4-3 W	17-25-8/42	20, 16, 15, 9	SHTALENKOV	16,061
51	1/24	LOS ANGELES	3-3 T (OT)	17-25-9/43	8, 20, 9+	HEBERT	17,174
52	1/27	@ SAN JOSE	2-4 L	17-26-9/43	8, 9	SHTALENKOV	16,878
53	1/28	CALGARY	2-5 L	17-27-9/43	10, 48	HEBERT	16,758
54	2/1	CHICAGO	4-3 W (OT)	18-27-9/45	9, 9, 8, 8	HEBERT	17,174
55	2/4	NY RANGERS	3-2 W	19-27-9/47	20, 8, 8	HEBERT	17,174
56	2/7	LOS ANGELES	2-5 L	19-28-9/47	39, 45	HEBERT	17,174
57	2/25	@ VANCOUVER	2-5 L	19-29-9/47	33, 52	HEBERT	18,422
58	2/27	@ EDMONTON	4-0 W	20-29-9/49	20, 20, 23, 6*S	SHTALENKOV	17,099
59	3/1	ST. LOUIS	2-6 L	20-30-9/49	45, 48	SHTALENKOV/HEBERT	17,174
60	3/4	DETROIT	0-2 L	20-31-9/49	NONE	SHTALENKOV	17,174
61	3/6	SAN JOSE	0-3 L	20-32-9/49	NONE	HEBERT	17,174
62	3/8	CAROLINA	1-3 L	20-33-9/49	24	HEBERT/SHTALENKOV	17,174
63	3/9	@ LOS ANGELES	3-4 L (OT)	20-34-9/49	48*, 20, 8	SHTALENKOV	12,671
64	3/11	TORONTO	1-3 L	20-35-9/49	8	SHTALENKOV	17,174
65	3/13	@ DALLAS	3-6 L	20-36-9/49	29, 45, 10	SHTALENKOV/ASKEY	16,928
66	3/15	COLORADO	5-3 W	21-36-9/51	29, 17, 45, 10, 8S	SHTALENKOV	17,174
67	3/18	@ NEW JERSEY	0-3 L	21-37-9/51	NONE	SHTALENKOV	19,400
68	3/19	@ PHILADELPHIA	3-3 T (OT)	21-37-10/52	48, 8, 29+	SHTALENKOV	19,670
69	3/21	@ MONTREAL	5-4 W	22-37-10/54	29, 8, 48, 17, 8	SHTALENKOV	21,273
70	3/22	@ OTTAWA	5-2 W	23-37-10/56	29, 8, 20, 8, 8S	SHTALENKOV	17,177
71	3/25	@ CHICAGO	3-2 W	24-37-10/58	10, 48, 8	SHTALENKOV	18,438
72	3/26	@ DETROIT	3-3 T (OT)	24-37-11/59	39, 46, 7+	SHTALENKOV	19,983
73	3/28	@ COLORADO	3-5 L	24-38-11/59	10, 29, 23	SHTALENKOV/ASKEY	16,061
74	4/1	PHOENIX	1-5 L	24-39-11/59	20	SHTALENKOV/ASKEY	17,174
75	4/3	@ PHOENIX	3-6 L	24-40-11/59	20, 10, 20	SHTALENKOV	16,210
76	4/5	CALGARY	3-3 T (OT)	24-40-12/60	8, 39, 39+	ASKEY	17,174
77	4/8	EDMONTON	4-2 W	25-40-12/62	17, 10, 20, 8S	SHTALENKOV	17,174
78	4/9	@ SAN JOSE	2-5 L	25-41-12/62	10, 13	SHTALENKOV/ASKEY	17,483
79	4/13	COLORADO	2-2 T (OT)	25-41-13/63	22, 29+	ASKEY	17,174
80	4/15	@ EDMONTON	3-5 L	25-42-13/63	45, 10, 29	SHTALENKOV	17,099
81	4/19	@ LOS ANGELES	4-1 W	26-42-13/65	7, 38, 29, 10	SHTALENKOV	16,005
82	4/18	ST. LOUIS	3-5 L	26-43-13/65	38, 39, 19	ASKEY	17,174

GOAL KEY: UNDERLINE = POWER PLAY GOAL, \* = SHORTHANDED GOAL, BOLD = GAME-WINNING GOAL, \$ = GAME-TYING GOAL, S = EMPTY NET GOAL, ITALIC = PENALTY SHOT GOAL, ^ = SELLOUT AT THE ARROWHEAD POND OF ANAHEIM. WHEN TWO GOALTENDERS PLAY IN ONE GAME, ALL CAPS RECEIVED DECISION.X



**Front Row (sitting) L-R:** Mikhail Shtalenkov, Head Coach Ron Wilson, Assistant General Manager David McNab, President Tony Tavares, Alternate Captain Bobby Dollas, Captain Paul Kariya, Alternate Captain Teemu Selanne, Vice President/General Manager Jack Ferreira, Vice President of Business Affairs Kevin Gilmore, Milos Holan, Guy Hebert. **Second Row L-R:** Head Athletic Trainer/Physical Therapist Paddy Jarit, Equipment Manager Mark O'Neill, Assistant Coach Walt Kyle, J.J. Daigneault, Ken Baumgartner, Jari Kurri, Brian Bellows, Joe Sacco, Assistant Coach Tim Army, Goaltending Consultant Francois Allaire, Assistant Equipment Manager John Allaway. **Third Row L-R:** Massage Therapist Dan Garcia, Warren Rychel, Dmitri Mironov, Steve Rucchin, Mark Janssens, Ted Drury, David Karpa, Kevin Todd, Strength & Conditioning Coach Dana White. **Top Row L-R:** Richard Park, Darren Van Impe, Sean Pronger, Shawn Antoski, Jason Marshall, Dan Trebil, J.F. Jomphe, Peter LeBoutillier.

## POSTSEASON NOTES IN PLAYOFF SECTION

### 1996-97 SEASON:

**Final Record: 36-33-13, 85 points** (second, Pacific)... the clubs' first-ever winning season, earning the number four seed in the Western Conference play-offs and ninth-best record in the NHL...set a new club-record for points, overall wins, and home wins (23) in a season...had best record in West from Feb. 22-end of the season and the third-best record from Nov. 1-end of the season...home record was 23-12-6; road record was 13-21-7...Anaheim lost just three of its last 23 games, going 13-3-7 in that span, including a club-record 12-game unbeaten streak (7-0-5) from Feb. 22-Mar. 19...the Ducks finished 14-4-7 in their final 25 games, 16-6-7 in their last 29, and 22-12-8 in their last 42...had a franchise-record 14-game unbeaten streak (10-0-4) from Feb. 12-Apr. 9...Kariya/Selanne averaged a combined 1.41 points-per game, second in the

league among tandems...Kariya and Selanne rank 1st and 2nd, respectively, in goals scored from Jan. 10-end of the season with 32 and 28. The 60 goals are 46.5% of Anaheim's 129 in those 41 games... Paul Kariya, Teemu Selanne and Guy Hebert were named to the All-Star Game...Kariya wins Lady Byng Trophy for the second consecutive year... Kariya and Selanne each are named First Team NHL All-Stars...NHL leaders included Guy Hebert - 3rd in saves (1961), 4th in shots (2133), 5th in SV%, 5th in games (67), 6th in minutes (3863), 9th in wins (29); Paul Kariya - 1st in GWG's (10), 1st in shots (340), 3rd in PPG's (15), 3rd in points (99), 6th in PP pts. (34), 9th in goals (44), 12th in assists (55); Teemu Selanne - 2nd in points (109), 2nd in goals (51), 5th in GWG's (8), 5th in shooting pct. (18.7%), 8th in PP pts. (32), 9th in assists (58)...finished 56-333 on the power play (16.8%); 62-336 on the penalty kill (81.5%).

# 1996-97 GAME-BY-GAME

GAME	DATE	OPPONENT	RESULT	RECORD/PTS.	DUCKS GOALS (BY #)	ANA. GOALTENDER(S)	ATTENDANCE
1	10/5	@ TORONTO	1-4 L	0-1-0/0		HEBERT	15,746
2	10/7	@ MONTREAL	6-6 T (OT)	0-1-1/1	4, 17, 21, 8, 11, 2+	HEBERT	20,306
3	10/9	@ CHICAGO	2-0 W	1-1-1/3	8*, 32S	SHTALENKOV	17,795
4	10/10	@ COLORADO	6-6 T (OT)	1-1-2/4	13, 17, 21, 8, 16, 8+	HEBERT	16,061
5	10/12	@ PHOENIX	2-4 L	1-2-2/4	14, 10	SHTALENKOV	14,492
6	10/16	PHILADELPHIA	3-4 L	1-3-2/4	12, 16, 8	HEBERT	<sup>^</sup> 17,174
7	10/18	SAN JOSE	1-4 L	1-4-2/4	13	HEBERT	<sup>^</sup> 17,174
8	10/20	BOSTON	1-5 L	1-5-2/4	10	SHTALENKOV/HEBERT	<sup>^</sup> 17,174
9	10/22	@ PHILADELPHIA	0-3 L	1-6-2/4	NONE	HEBERT/SHTALENKOV	18,812
10	10/24	@ HARTFORD	1-4 L	1-7-2/4	8	HEBERT	12,328
11	10/27	CALGARY	1-4 L	1-8-2/4	12	HEBERT/SHTALENKOV	16,592
12	10/30	VANCOUVER	3-6 L	1-9-2/4	4, 16*, 10	SHTALENKOV	16,232
13	11/1	SAN JOSE	4-3 W	2-9-2/6	16, 8, 8, 8	HEBERT	17,112
14	11/3	COLORADO	1-1 T (OT)	2-9-3/7	10	HEBERT	17,025
15	11/6	MONTREAL	5-6 L	2-10-3/7	12, 18, 16, 9, 9	HEBERT	15,935
16	11/8	LOS ANGELES	7-4 W	3-10-3/9	14, 20, 8, 16, 9, 18, 18S	SHTALENKOV	<sup>^</sup> 17,174
17	11/11	DALLAS	2-3 L	3-11-3/9	9, 32	SHTALENKOV	16,072
18	11/13	TORONTO	3-2 W	4-11-3/11	12, 18, 17	SHTALENKOV	16,342
19	11/15	@ DALLAS	3-4 L	4-12-3/11	46, 14, 8	HEBERT	16,217
20	11/17	@ ST. LOUIS	2-4 L	4-13-3/11	20, 10	SHTALENKOV	14,853
21	11/20	NY ISLANDERS	2-2 T (OT)	4-13-4/12	12, 8	HEBERT	16,597
22	11/23	@ SAN JOSE	3-0 W	5-13-4/14	9, 9, 16	HEBERT	17,442
23	11/24	DETROIT	3-1 W	6-13-4/16	8, 18, 29	HEBERT	<sup>^</sup> 17,174
24	11/27	ST. LOUIS	2-3 L	6-14-4/16	20, 17	HEBERT	16,419
25	11/29	CHICAGO	2-0 W	7-14-4/18	9, 20	HEBERT	<sup>^</sup> 17,174
26	12/1	EDMONTON	4-2 W	8-14-4/20	9, 14, 12, 9S	HEBERT	16,735
27	12/4	TAMPA BAY	3-1 W	9-14-4/22	20, 8, 8S	HEBERT	15,838
28	12/6	@ BUFFALO	1-1 T (OT)	9-14-5/23	46	HEBERT	16,416
29	12/7	@ PITTSBURGH	3-5 L	9-15-5/23	8, 15, 15	SHTALENKOV	16,326
30	12/9	@ BOSTON	5-2 W	10-15-5/25	14, 20, 13, 8, 23	HEBERT/SHTALENKOV	15,101
31	12/11	PITTSBURGH	3-7 L	10-16-5/25	9, 17, 23	SHTALENKOV/NEILL	<sup>^</sup> 17,174
32	12/13	WASHINGTON	5-4 W	11-16-5/27	15, 15, 46, 46, 2	SHTALENKOV	<sup>^</sup> 17,174
33	12/20	CALGARY	7-0 W	12-16-5/29	9*, 14, 14*, 20*, 15, 9, 8	HEBERT	17,084
34	12/23	PHOENIX	1-2 L	12-17-5/29	16	HEBERT	<sup>^</sup> 17,174
35	12/27	@ N.Y. RANGERS	2-3 L	12-18-5/29	13, 8	HEBERT	18,200
36	12/28	@ NEW JERSEY	3-5 L	12-19-5/29	13, 46*, 18	HEBERT	19,040
37	12/30	@ OTTAWA	4-3 W (OT)	13-19-5/31	17, 8, 14, 20	HEBERT	17,605
38	1/1	@ FLORIDA	3-0 W	14-19-5/33	23, 46, 15	HEBERT	14,703
39	1/3	@ TAMPA BAY	2-3 L	14-20-5/33	8, 46	HEBERT	17,769
40	1/6	VANCOUVER	1-5 L	14-21-5/33	8	HEBERT	17,012
41	1/8	FLORIDA	3-2 W	15-21-5/35	8, 20, 16	HEBERT	<sup>^</sup> 17,174
42	1/10	BUFFALO	5-2 W	16-21-5/37	23, 9*, 9, 8, 9	HEBERT	<sup>^</sup> 17,174
43	1/12	@ VANCOUVER	3-2 W	17-21-5/39	23, 8, 9	HEBERT	18,105
44	1/15	@ CALGARY	1-2 L	17-22-5/39	20	HEBERT	16,207
45	1/22	NEW JERSEY	3-1 W	18-22-5/41	8, 17, 9	HEBERT	<sup>^</sup> 17,174
46	1/23	@ PHOENIX	3-6 L	18-23-5/41	9, 9, 9	HEBERT/SHTALENKOV	15,177
47	1/25	@ LOS ANGELES	2-2 T (OT)	18-23-6/42	20, 54	HEBERT	16,005
48	1/27	@ ST. LOUIS	4-1 W	19-23-6/44	8, 15, 8, 54	HEBERT	16,267
49	1/29	@ DALLAS	1-3 L	19-24-6/44	52	HEBERT	15,118
50	1/31	HARTFORD	6-3 W	20-24-6/46	9, 23, 8, 54, 54, 20	HEBERT	<sup>^</sup> 17,174
51	2/2	COLORADO	2-5 L	20-25-6/46	29, 9	HEBERT	<sup>^</sup> 17,174
52	2/4	@ N.Y. ISLANDERS	3-4 L	20-26-6/46	28, 9, 14	SHTALENKOV	13,134
53	2/5	@ TORONTO	2-4 L	20-27-6/46	9, 8	HEBERT	15,726
54	2/8	@ EDMONTON	2-1 W (OT)	21-27-6/48	2, 8	HEBERT	16,743
55	2/9	@ CALGARY	1-6 L	21-28-6/48	8	HEBERT/SHTALENKOV	16,219
56	2/12	TORONTO	5-2 W	22-28-6/50	15, 10, 9, 17, 23	HEBERT	<sup>^</sup> 17,174
57	2/15	@ VANCOUVER	2-4 L	22-29-6/50	8, 9	HEBERT	18,422
58	2/17	EDMONTON	5-1 W	23-29-6/52	34, 14, 9*, 8, 20	HEBERT	<sup>^</sup> 17,174
59	2/20	@ LOS ANGELES	1-3 L	23-30-6/52	18	HEBERT	12,184
60	2/22	PHOENIX	4-2 W	24-30-6/54	8, 20, 14, 9	HEBERT	<sup>^</sup> 17,174
61	2/23	VANCOUVER	5-2 W	25-30-6/56	17, 9, 8, 12, 9S	HEBERT	<sup>^</sup> 17,174
62	2/26	EDMONTON	3-3 T (OT)	25-30-7/57	29, 2, 54+	HEBERT	<sup>^</sup> 17,174
63	2/28	@ WASHINGTON	4-1 W	26-30-7/59	9, 8, 16, 15S	HEBERT	18,130
64	3/2	@ DETROIT	1-1 T (OT)	26-30-8/60	13+	HEBERT	19,983
65	3/5	OTTAWA	4-1 W	27-30-8/62	8, 8, 23, 9S	HEBERT	<sup>^</sup> 17,174
66	3/7	N.Y. RANGERS	5-2 W	28-30-8/64	8, 13, 13, 9, 8S	HEBERT	<sup>^</sup> 17,174
67	3/9	@ COLORADO	2-2 T (OT)	28-30-9/65	9, 8+	HEBERT	16,061
68	3/12	DETROIT	2-1 W	29-30-9/67	8, 17	HEBERT	<sup>^</sup> 17,174
69	3/14	ST. LOUIS	4-4 T (OT)	29-30-10/68	15, 23, 23, 20	HEBERT	<sup>^</sup> 17,174
70	3/16	CALGARY	2-2 T (OT)	29-30-11/69	14, 54	HEBERT	<sup>^</sup> 17,174
71	3/19	LOS ANGELES	6-2 W	30-30-11/71	13, 15, 8, 32, 29, 8	HEBERT	<sup>^</sup> 17,174
72	3/21	@ COLORADO	3-4 L	30-31-11/71	9, 9, 8	HEBERT	16,061
73	3/23	@ EDMONTON	4-1 W	31-31-11/73	8, 9, 54, 33	HEBERT/SHTALENKOV	17,099
74	3/25	@ CALGARY	2-3 L	31-32-11/73	9, 17	HEBERT	17,118
75	3/26	@ VANCOUVER	3-5 L	31-33-11/73	23, 20, 23	HEBERT/SHTALENKOV	16,050
76	3/28	@ CHICAGO	4-3 W	32-33-11/75	9, 36, 23, 27	SHTALENKOV	21,941
77	3/30	@ DETROIT	1-0 W (OT)	33-33-11/77	20	SHTALENKOV	19,983
77	4/1	CHICAGO	3-3 T (OT)	33-33-12/78	36, 9, 20	SHTALENKOV	<sup>^</sup> 17,174
79	4/2	@ SAN JOSE	5-5 T (OT)	33-33-13/79	9, 17, 23, 34, 8	HEBERT	17,442
80	4/4	DALLAS	3-2 W	34-33-13/81	20, 8, 9	SHTALENKOV	<sup>^</sup> 17,174
81	4/9	LOS ANGELES	4-1 W	35-33-13/83	15, 33, 23, 8S	HEBERT	<sup>^</sup> 17,174
82	4/11	@ SAN JOSE	4-3 W	36-33-13/85	8, 34, 9, 9	HEBERT	17,442

GOAL KEY: UNDERLINE = POWER PLAY GOAL, \* = SHORTHANDED GOAL, BOLD = GAME-WINNING GOAL, + = GAME-TYING GOAL, \$ = EMPTY NET GOAL, ^ = SELLOUT AT THE ARROWHEAD POND OF ANAHEIM. WHEN TWO GOALTENDERS PLAY IN ONE GAME, ALL CAPS RECEIVED DECISION.



# 1995-96 MIGHTY DUCKS OF ANAHEIM



**Front Row (sitting) L-R:** Mikhail Shtalenkov, Head Coach Ron Wilson, Assistant General Manager David McNab, President Tony Tavares, Governor Michael Eisner, Vice President/General Manager Jack Ferreira, Vice President of Hockey Operations Kevin Gilmore, Captain Randy Ladouceur, Guy Hebert. **Second Row L-R:** Equipment Manager Mark O'Neill, Assistant Equipment Manager John Allaway, Alternate Captain Paul Kariya, Alternate Captain Bobby Dollas, Alternate Captain Todd Ewen, Assistant Coach Al Sims, Assistant Coach Tim Army, Head Athletic Trainer/Physical Therapist Paddy Jarit. **Third Row L-R:** Anatoli Semenov, David Karpa, Peter Douris, Teemu Selanne, Shaun Van Allen, Fredrik Olausson, Ken Baumgartner, Garry Valk, Joe Sacco. **Top Row L-R:** Valeri Karpov, J.F. Jomphe, Jason York, Roman Oksiuta, Steve Rucchin, Jason Marshall, Alex Hicks, Darren Van Impe. Not Pictured: Milos Holan.

## 1995-96 SEASON:

**Final Record: 35-39-8, 78 points** (fourth, Pacific)...nearly qualified for a Western Conference playoff spot (the Ducks actually finished tied-for-8th in the conference with Winnipeg, but lost the tie breaker because the Jets had more wins)...Anaheim's 35 wins and 78 points marked new club records for one season...the Mighty Ducks finished out the season strong, going 6-1-1 in their last eight games and 12-3-2 in their last 17 games...the Ducks did a lot of their late-season damage at home, going 11-1-2 in their last 14 home games...Anaheim also had a 15-6-3 record in the last 24 contests and a 17-8-3 record in the last 28...the Ducks went 33-31-8 over the last 72 games after starting the season 2-8-0...the Mighty Ducks' home record was 22-15-4 (22 home wins was a franchise record for one season)...Anaheim ended the season with a club-record nine-game home unbeaten streak (8-0-1)...the Ducks went 11-1-2 in their last 14 at the Arrowhead Pond and 13-5-3 in their last 21...road record was 13-23-4...Anaheim had one of the best records in the NHL since March 1 (12-4-3); the second-best in the Western Conference...the Mighty Ducks earned 34.6% of their points on the season in the team's 19 games after March 1...Paul Kariya became the first Mighty Duck to make First Team NHL All Star, earning a spot on the 1995-96 squad at left wing. He also won the Lady Byng Trophy for the first time in his career...Here are a few facts of how Anaheim's acquisition of Teemu Selanne affected the Mighty Ducks...after Feb. 7, the day the trade went down: Anaheim earned a record of 17-9-3

(11-1-2 at home, 6-8-1 on the road)...the team earned club-records in overall winning streak (six games, Mar. 8-22), home winning streak (five games, Mar. 8-Apr. 3), home unbeaten streak (Mar. 8-Apr. 14, 8-0-1) and overall unbeaten streak (seven games, 6-0-1, Mar. 10-24)...the Ducks' power play went 29-145 for a .200 success rate (team had only gone 31-281 for .110 before trade)...Anaheim had three hat tricks (two by Selanne, one by Garry Valk). The Ducks had only one in their history before the arrival of Selanne (Terry Yake - Oct. 19, 1993 @ NYR)...Selanne's offensive numbers with Anaheim were 16-20=36 points in 28 appearances (1.29 points-per-game)...Paul Kariya's offensive numbers were 21-23=44 points in 29 appearances (1.52 points-per-game) after Selanne joined Anaheim...The Mighty Ducks were one of only three NHL clubs (also Colorado and Pittsburgh) to finish with two players in the top eight scoring leaders in 1995-96 (Paul Kariya, 50-58=108 pts. and Teemu Selanne, 40-68=108 pts.)...Anaheim was one of only eight teams in the NHL with a .900-plus team save percentage (.906) and a team goals-against-average (GAA) below 3.00 (2.97)...Anaheim finished tied-for-fifth in the league in save percentage and 10th in the league in GAA...Anaheim goaltending combined for a .952 save percentage and 2.08 GAA in 19 games from March 1 to the end of the season...Individually, Guy Hebert finished fourth in the league in save percentage with .914 on the season and tied-for-fifth in the league in shutouts with four (three of which came in his last 14 games).

# 1995-96 GAME-BY-GAME

GAME	DATE	OPPONENT	RESULT	RECORD/PTS.	DUCKS GOALS (BY #)	ANA. GOALTENDER(S)	ATTENDANCE
1	10/9	@ WINNIPEG	3-4 L	0-1-0/0	9, 26, 20	HEBERT	7,856
2	10/11	@ HARTFORD	2-3 L	0-2-0/0	9, 9	HEBERT	8,635
3	10/13	@ BUFFALO	4-1 W	1-2-0/2	9, 16, 20, 20S	SHTALENKOV	16,087
4	10/14	@ PITTSBURGH	2-5 L	1-3-0/2	20, 11	HEBERT	15,809
5	10/18	VANCOUVER	1-5 L	1-4-0/2	9	SHTALENKOV	17,174
6	10/20	PHILADELPHIA	2-4 L	1-5-0/2	3, 18	HEBERT	17,174
7	10/22	WINNIPEG	6-2 W	2-5-0/4	16, 9, 8, 18, 25*, 18	HEBERT	17,003
8	10/23	@ COLORADO	1-3 L	2-6-0/4	26	HEBERT/SHTALENKOV	16,061
9	10/26	@ DALLAS	2-5 L	2-7-0/4	2, 9	SHTALENKOV	13,671
10	10/27	@ ST. LOUIS	2-4 L	2-8-0/4	25, 21	HEBERT	17,384
11	10/29	CALGARY	7-2 W	3-8-0/6	22, 9, 16, 9, 16, 21, 22	HEBERT	17,060
12	11/1	ST. LOUIS	3-0 W	4-8-0/8	36, 25, 9S	HEBERT	16,642
13	11/3	N.Y. RANGERS	7-4 W	5-8-0/10	19, 20, 14, 21, 20, 26, 22	HEBERT	17,174
14	11/5	NEW JERSEY	6-1 W	6-8-0/12	9, 22, 18*, 10, 26, 8	HEBERT	17,174
15	11/7	@ TORONTO	3-6 L	6-9-0/12	26, 19, 14	HEBERT	15,673
16	11/8	@ MONTREAL	3-2 W (OT)	7-9-0/14	26, 10, 9	HEBERT	16,524
17	11/11	@ OTTAWA	3-2 W	8-9-0/16	26, 10, 17	HEBERT	8,988
18	11/13	LOS ANGELES	2-4 L	8-10-0/16	21, 9	HEBERT	17,174
19	11/15	COLORADO	7-3 W	9-10-0/18	9, 9, 32, 19, 25, 20, 32	SHTALENKOV	17,174
20	11/17	NY ISLANDERS	2-1 W (OT)	10-10-0/20	21, 16	HEBERT	17,174
21	11/19	FLORIDA	3-4 L	10-11-0/20	20, 14, 16	HEBERT	17,174
22	11/21	@ CALGARY	3-2 W	11-11-0/22	10, 26, 20	HEBERT	17,584
23	11/22	@ EDMONTON	0-2 L	11-12-0/22	NONE	SHTALENKOV	9,052
24	11/24	CHICAGO	4-5 L (OT)	11-13-0/22	19, 26, 20, 20	HEBERT	17,174
25	11/29	WASHINGTON	2-2 T (OT)	11-13-1/23	8, 9*	SHTALENKOV	17,174
26	12/1	@ DETROIT	2-5 L	11-14-1/23	15, 8	SHTALENKOV	19,881
27	12/2	@ TORONTO	4-4 T (OT)	11-14-2/24	7, 9, 8, 9	SHTALENKOV	15,746
28	12/4	@ N.Y. RANGERS	1-5 L	11-15-2/24	26	SHTALENKOV	18,200
29	12/6	@ TAMPA BAY	1-2 L	11-16-2/24	7	HEBERT	17,260
30	12/7	@ FLORIDA	3-3 T (OT)	11-16-3/25	9*, 25, 25+	HEBERT	12,142
31	12/10	EDMONTON	1-3 L	11-17-3/25	26	SHTALENKOV	17,174
32	12/13	PITTSBURGH	6-3 W	12-17-3/27	25, 9, 12, 9, 14, 18S	SHTALENKOV	17,174
33	12/15	OTTAWA	4-2 W	13-17-3/29	9, 10, 2, 25*	SHTALENKOV	17,174
34	12/17	TORONTO	2-3 L (OT)	13-18-3/29	10, 32	SHTALENKOV	17,174
35	12/19	SAN JOSE	4-7 L	13-19-3/29	21, 16, 5, 2	HEBERT/SHTALENKOV	17,174
36	12/20	DETROIT	1-6 L	13-20-3/29	16	HEBERT	17,174
37	12/22	VANCOUVER	2-6 L	13-21-3/29	36, 9	SHTALENKOV	17,174
38	12/27	@ LOS ANGELES	1-7 L	13-22-3/29	3	SHTALENKOV/HEBERT	16,005
39	12/29	SAN JOSE	4-2 W	14-22-3/31	32, 19, 18, 18S	HEBERT	17,174
40	12/31	LOS ANGELES	2-2 T (OT)	14-22-4/32	17, 14	HEBERT	17,174
41	1/5	@ CALGARY	3-1 W	15-22-4/34	32, 24, 32	HEBERT	16,821
42	1/7	@ EDMONTON	1-3 L	15-23-4/34	25	HEBERT	9,456
43	1/9	@ PHILADELPHIA	2-2 T (OT)	15-23-5/35	24, 9	HEBERT	17,380
44	1/11	@ BOSTON	2-7 L	15-24-5/35	36, 10	HEBERT/SHTALENKOV	17,332
45	1/12	@ CHICAGO	0-3 L	15-25-5/35	NONE	HEBERT	21,555
46	1/14	@ WINNIPEG	6-4 W	16-25-5/37	12, 18, 9, 22, 14, 22S	HEBERT	10,661
47	1/17	CALGARY	1-4 L	16-26-5/37	12	HEBERT/SHTALENKOV	17,174
48	1/24	@ VANCOUVER	2-1 W (OT)	17-26-5/39	2, 32	HEBERT	16,825
49	1/27	@ LOS ANGELES	4-5 L	17-27-5/39	11, 9, 20, 22	HEBERT	15,629
50	1/31	COLORADO	2-1 W	18-27-5/41	17*, 9	HEBERT	17,174
51	2/2	HARTFORD	3-4 L	18-28-5/41	14, 20, 11	HEBERT	17,174
52	2/4	CHICAGO	1-4 L	18-29-5/41	9	HEBERT	17,174
53	2/7	TORONTO	1-2 L	18-30-5/41	9	SHTALENKOV	17,174
54	2/10	@ N.Y. ISLANDERS	3-4 L	18-31-5/41	8, 21, 3	SHTALENKOV	14,329
55	2/11	@ NEW JERSEY	4-2 W	19-31-5/43	36, 12, 9, 8S	HEBERT	17,690
56	2/14	@ EDMONTON	2-3 L	19-32-5/43	29, 46	HEBERT	10,342
57	2/15	@ VANCOUVER	3-5 L	19-33-5/43	4, 8, 8	HEBERT/SHTALENKOV	16,367
58	2/17	@ LOS ANGELES	2-1 W (OT)	20-33-5/45	4, 9	SHTALENKOV	16,005
59	2/21	BOSTON	4-3 W (OT)	21-33-5/47	9, 9, 32, 32	SHTALENKOV	17,174
60	2/23	@ CALGARY	2-3 L	21-34-5/47	11, 9	SHTALENKOV	17,516
61	2/25	SAN JOSE	4-3 W	22-34-5/49	8, 8, 8, 26	HEBERT	17,174
62	2/26	@ COLORADO	2-3 L	22-35-5/49	14*, 8	SHTALENKOV	16,061
63	2/28	MONTREAL	5-2 W	23-35-5/51	20, 9, 26, 2*, 9	SHTALENKOV	17,174
64	3/3	TAMPA BAY	2-2 T (OT)	23-35-6/52	9, 14+	SHTALENKOV	17,174
65	3/5	DALLAS	1-3 L	23-36-6/52	8	SHTALENKOV	17,174
66	3/8	BUFFALO	3-2 W (OT)	24-36-6/54	20, 2, 9	HEBERT	17,174
67	3/10	LOS ANGELES	3-2 W	25-36-6/56	14*, 9, 9	SHTALENKOV	17,174
68	3/13	COLORADO	4-0 W	26-36-6/58	11, 11, 18, 20*	HEBERT	17,174
69	3/17	ST. LOUIS	5-1 W	27-36-6/60	8, 8, 2, 8, 21	HEBERT	17,174
70	3/19	@ WASHINGTON	2-1 W	28-36-6/62	11, 20	HEBERT	15,212
71	3/22	@ ST. LOUIS	6-1 W	29-36-6/64	9, 18, 18, 18, 9, 28	HEBERT	20,760
72	3/24	@ CHICAGO	2-2 T (OT)	29-36-7/65	14, 32+	HEBERT	21,633
73	3/25	@ DETROIT	1-5 L	29-37-7/65	13	HEBERT/SHTALENKOV	19,983
74	3/28	@ DALLAS	1-3 L	29-38-7/65	28	HEBERT	15,989
75	3/31	@ SAN JOSE	4-2 W	30-38-7/67	14, 8, 9, 11	HEBERT	17,190
76	4/3	EDMONTON	1-0 W	31-38-7/69	9	HEBERT	17,174
77	4/5	DETROIT	2-2 T (OT)	31-38-8/70	28, 9	HEBERT	17,174
78	4/7	@ SAN JOSE	5-3 W	32-38-8/72	28, 8, 9, 48, 11	HEBERT	17,190
79	4/8	VANCOUVER	2-0 W	33-38-8/74	20, 28	HEBERT	17,174
80	4/10	@ COLORADO	3-7 L	33-39-8/74	9*, 2, 9	HEBERT	16,061
81	4/12	DALLAS	5-3 W	34-39-8/76	28, 20, 8, 14, 8	HEBERT	17,174
82	4/14	WINNIPEG	5-2 W	35-39-8/78	28, 46, 22, 9, 9	HEBERT	17,174

GOAL KEY: UNDERLINE = POWER PLAY GOAL, \* = SHORTHANDED GOAL, BOLD = GAME-WINNING GOAL, + = GAME-TYING GOAL, \$ = EMPTY NET GOAL, A = SELLOUT AT THE ARROWHEAD POND. WHEN TWO GOALTENDERS PLAY IN ONE GAME, ALL CAPS RECEIVED DECISION.

# 1994-95 MIGHTY DUCKS OF ANAHEIM



**Front Row (sitting) L-R:** Mikhail Shtalenkov, Head Coach Ron Wilson, Assistant General Manager Pierre Gauthier, President Tony Tavares, Governor Michael Eisner, Vice President/General Manager Jack Ferreira, Vice President of Hockey Operations Kevin Gilmore, Captain Randy Ladouceur, Guy Hebert. **Second Row L-R:** Trainer Blynn DeNiro, Equipment Manager Mark O'Neill, Assistant Coach Al Sims, Tom Kurvers, Bobby Dollas, Alternate Captain Todd Ewen, Alternate Captain Bob Corkum, Jim Thomson, Assistant Coach Tim Army, Goaltending Coach Brian Hayward, Assistant Equipment Manager John Allaway. **Third Row L-R:** Mike Sillinger, David Karpa, Todd Krygier, Garry Valk, Robert Dirk, Steve Rucchin, Peter Douris, Shaun Van Allen, Joe Sacco, Stephan Lebeau. **Top Row L-R:** Don McSween, Milos Holan, Patrik Carnback, Steven King, Jason York, Oleg Tverdovsky, Paul Kariya, Denny Lambert, Valeri Karpov.

## 1994-95 SEASON:

**Final Record: 16-27-5, 37 points** (sixth, Pacific)... played a shortened schedule (48 games) due to NHL work stoppage... finished season strong, going 8-9-1 in last 18 games ... stayed in the hunt for a playoff spot until the last week of the season, being eliminated with only two games remaining... improved play at home (11-9-4 record, which ranked fifth in the Western Conference for home record and 14th in the NHL); went 8-4-0 in last 12 home contests and 9-5-3 in their last 17 on home ice... 15 players on final game lineup were not with the club on the last day of the previous season; five were acquired in trades since Feb. 2, 1995. In addition, only 10 players on the 1995 final game lineup were on the Ducks' inaugural game lineup on Oct. 8, 1993... 13 players in final lineup were 25-years-old or younger; only three were 30+ years old (average age = 26.29 years)... 11 rookies in the lineup, Anaheim led the NHL in rookie man-games for the season with 238. In 1995 Anaheim rookies

combined to score 36-73=109 points (32.2% of 338 total points scored by the team)... Ducks had a 13-5-2 record when scoring first goal of a game, including 10-3-2 at home... club went 7-4 (.636) in one-goal games, including 5-0 at home... team had 731 penalty minutes (15.2 avg.) - the lowest in the NHL... soldout all 24 games at the Arrowhead Pond, giving the club a string of 49-straight sellouts... Anaheim was the only team in the league to have three players on its NHL roster selected in the NHL Supplemental Draft (which no longer exists) - Todd Krygier (HFD), Steven King (NYR) & Steve Rucchin (ANA). All three were selected by Dir. of Player Personnel David McNab when he was with each respective team... the Ducks' record in California was 14-10-3 with 33 points (89.2% of the team's 1995 total). Record outside the state was 2-17-0... Anaheim went 15-6-3 (.688) in games that the team scored three-or-more goals, including going 10-2-1 (.808) when scoring four-or-more. Record when scoring less-than-three goals stood at 1-21-2 (.083).

# 1994-95 GAME-BY-GAME


GAME	DATE	OPPONENT	RESULT	RECORD/PTS.	DUCKS GOALS (BY #)	ANA. GOALTENDER(S)	ATTENDANCE
1	1/20	@ EDMONTON	1-2 L	0-1-0/0	19	HEBERT	14,967
2	1/21	@ WINNIPEG	4-3 W	1-1-0/2	14, 21, 9, 2*	SHTALENKOV	9,725
3	1/23	EDMONTON	5-4 W (OT)	2-1-0/4	9, 24, 24, 14, 16	HEBERT	^17,174
4	1/25	DALLAS	1-4 L	2-2-0/4	16	SHTALENKOV	^17,174
5	1/27	WINNIPEG	3-2 W	3-2-0/6	11, 27, 9	HEBERT	^17,174
6	1/31	@ ST. LOUIS	2-7 L	3-3-0/6	14, 27	HEBERT/SHTALENKOV	17,281
7	2/1	@ DALLAS	2-9 L	3-4-0/6	9*, 10*	SHTALENKOV/HEBERT	16,924
8	2/3	DETROIT	2-5 L	3-5-0/6	21, 16	HEBERT	^17,174
9	2/5	@ LOS ANGELES	3-2 W	4-5-0/8	8, 20, 24	SHTALENKOV	16,005
10	2/7	CHICAGO	0-3 L	4-6-0/8	NONE	SHTALENKOV	^17,174
11	2/9	@ CALGARY	1-5 L	4-7-0/8	15	HEBERT	17,883
12	2/12	@ EDMONTON	0-2 L	4-8-0/8	NONE	HEBERT	12,487
13	2/17	VANCOUVER	2-2 T (OT)	4-8-1/9	2, 4+	HEBERT	^17,174
14	2/18	@ SAN JOSE	6-3 W	5-8-1/11	47, 19, 25, 25, 16, 16S	SHTALENKOV/HEBERT	17,190
15	2/23	@ TORONTO	1-3 L	5-9-1/11	22	HEBERT	15,746
16	2/24	@ WINNIPEG	2-4 L	5-10-1/11	19, 47	SHTALENKOV	12,843
17	2/26	CALGARY	3-5 L	5-11-1/11	24, 22, 9	HEBERT	^17,174
18	3/1	CHICAGO	3-1 W	6-11-1/13	25, 47, 22	HEBERT	^17,174
19	3/3	@ DALLAS	0-4 L	6-12-1/13	NONE	HEBERT	16,924
20	3/5	@ CHICAGO	0-3 L	6-13-1/13	NONE	HEBERT	21,546
21	3/7	@ ST. LOUIS	3-6 L	6-14-1/13	20, 47, 10	SHTALENKOV/HEBERT	19,115
22	3/9	DETROIT	4-4 T (OT)	6-14-2/14	9, 25, 25, 9+	HEBERT	^17,174
23	3/11	@ VANCOUVER	3-5 L	6-15-2/14	18, 16, 9	HEBERT	14,414
24	3/15	@ CALGARY	5-0 W	7-15-2/16	9, 9, 20, 4, 20	HEBERT	18,321
25	3/17	TORONTO	3-3 T (OT)	7-15-3/17	47, 2, 19+	HEBERT	^17,174
26	3/19	ST. LOUIS	2-4 L	7-16-3/17	22, 2	HEBERT	^17,174
27	3/21	LOS ANGELES	3-3 T (OT)	7-16-4/18	11, 9, 22	SHTALENKOV	^17,174
28	3/23	@ SAN JOSE	6-3 W	8-16-4/20	11, 20, 47, 20, 2, 14	HEBERT	17,190
29	3/26	@ CHICAGO	2-5 L	8-17-4/20	14, 14	HEBERT/SHTALENKOV	21,351
30	3/28	@ DETROIT	4-6 L	8-18-4/20	21, 14, 9, 14	SHTALENKOV/HEBERT	19,875
31	3/30	WINNIPEG	3-1 W	9-18-4/22	20, 20, 18S	HEBERT	^17,174
32	3/31	@ VANCOUVER	1-6 L	9-19-4/22	5	HEBERT/SHTALENKOV	13,649
33	4/2	SAN JOSE	5-4 W	10-19-4/24	18, 21, 9, 10, 16	HEBERT	^17,174
34	4/5	EDMONTON	4-3 W (OT)	11-19-4/26	42, 29, 19, 47	SHTALENKOV	^17,174
35	4/7	DALLAS	0-2 L	11-20-4/26	NONE	HEBERT	^17,174
36	4/9	LOS ANGELES	5-1 W	12-20-4/28	7, 9, 14, 25, 25	HEBERT	^17,174
37	4/11	@ VANCOUVER	0-5 L	12-21-4/28	NONE	HEBERT	13,031
38	4/13	CALGARY	4-2 W	13-21-4/30	25, 19, 16, 14S	HEBERT	^17,174
39	4/15	VANCOUVER	1-3 L	13-22-4/30	47	HEBERT	^17,174
40	4/17	SAN JOSE	3-0 W	14-22-4/32	16, 2, 19S	HEBERT	^17,174
41	4/19	@ TORONTO	2-3 L	14-23-4/32	26, 16	HEBERT	15,746
42	4/21	@ DETROIT	5-6 L	14-24-4/32	15, 9, 26, 2, 21	HEBERT/SHTALENKOV	19,875
43	4/23	@ LOS ANGELES	2-2 T (OT)	14-24-5/33	22*, 21	HEBERT	16,005
44	4/24	CALGARY	2-1 W	15-24-5/35	25, 22	HEBERT	^17,174
45	4/26	SAN JOSE	2-5 L	15-25-5/35	9, 19	HEBERT	^17,174
46	4/30	@ LOS ANGELES	1-2 L	15-26-5/35	25	HEBERT/SHTALENKOV	16,005
47	5/1	ST. LOUIS	3-5 L	15-27-5/35	11, 9, 25	SHTALENKOV	^17,174
48	5/3	TORONTO	6-1 W	16-27-5/37	20, 7, 29, 22, 19, 9	SHTALENKOV	^17,174

**GOAL KEY:** UNDERLINE = POWER PLAY GOAL, \* = SHORTHANDED GOAL, BOLD = GAME-WINNING GOAL, += GAME-TYING GOAL, \$ = EMPTY NET GOAL, ^ = SELLOUT AT THE ARROWHEAD POND.  
WHEN TWO GOALTENDERS PLAY IN ONE GAME, ALL CAPS RECEIVED DECISION.

**NOTE:** BOB CORKUM CHANGED FROM #20 TO #19, STEVE RUCCHIN CHANGED FROM #15 TO #20, AND DAVID KARPA WAS ASSIGNED #15 BEGINNING ON 3/9/95. BEFORE 3/9/95, #19 WAS WORN BY ANATOLI SEMENOV.



# 1993-94 MIGHTY DUCKS OF ANAHEIM



**Front Row (sitting) L-R:** Mikhail Shtalenkov, Alternate Captain Randy Ladouceur, Head Coach Ron Wilson, Assistant General Manager Pierre Gauthier, President Tony Tavares, Governor Michael Eisner, Vice President/General Manager Jack Ferreira, Director of Hockey Operations Kevin Gilmore, Captain Troy Loney, Guy Hebert. **Second Row L-R:** Trainer Blynn DeNiro, Equipment Manager Mark O'Neill, Assistant Coach Al Sims, Terry Yake, Bobby Dollas, Alternate Captain Stu Grimson, Alternate Captain Todd Ewen, Stephan Lebeau, Assistant Coach Tim Army, Goaltending Coach Brian Hayward, Assistant Equipment Manager John Allaway. **Third Row L-R:** Bob Corkum, Peter Douris, Joe Sacco, David Williams, Bill Houlder, Anatoli Semenov, Jim Thomson, Shaun Van Allen, Tim Sweeney, Don McSween. **Top Row L-R:** Scott McKay, Sean Hill, Scott Chartier, Maxim Bets, Steven King, Garry Valk, Mark Ferner, Patrik Carnback, John Lilley.

## 1993-94:

### THE INAUGURAL SEASON

**Final Record: 33-46-5, 71 points** (fourth, Pacific) ...set an NHL first-year team record with 33 wins, tying Florida for most wins in a season...had 19 road wins - the most-ever by a first-year club in the NHL...had three separate road winning streaks of three games or more, including a four-game sweep of a Western Canada swing in late November...71 points were the fourth-highest point total ever for a first-year NHL club...home attendance averaged 16,989 (98.9% of capacity) with 27 sellouts, including the last 25 games of the year...won seven season-series, including four sweeps (Hartford 2-0, Philadelphia 2-0, N.Y. Rangers 2-0, Winnipeg 4-0)...team was 10-4-1 in Canada, including an eight game unbeaten streak (8-0-1)...15 players set new individual career-highs for points in

an NHL season and 20 set new career-highs in games played...Anaheim's team 2.97 GAA and .907 save percentage made the Mighty Ducks one of only eight teams in the league to have a GAA under 3.00 and a save percentage over .900...21 of 46 losses were decided by one goal (45.7%)...43-of-71 points were earned away from the Arrowhead Pond (60.6%)...team's record was 19-15-3 outside of the state of California...team had a 5-5-1 record when scoring two-or-more power play goals in a game, including a 2-0-0 record when scoring three...penalty killing ranked sixth overall in the league at 82.7%...Anaheim had a 6-2-1 record in games that they scored a shorthanded goal...the Mighty Ducks were one of three teams not to be called for an instigation penalty (Florida & Quebec being the others)... Anaheim held a 19-3-1 record (.848) when scoring four-or-more goals in a game.

# 1993-94 GAME-BY-GAME

GAME	DATE	OPPONENT	RESULT	RECORD/PTS.	DUCKS GOALS (BY #)	ANA. GOALTENDER(S)	ATTENDANCE
1	10/8	DETROIT	2-7 L	0-1-0/0		HEBERT	<sup>A</sup> 17,320
2	10/10	NY ISLANDERS	3-4 L (OT)	0-2-0/0	19, 25, 20	TUGNUTT	15,386
3	10/13	EDMONTON	4-3 W	1-2-0/2	24, 17, 14, 23	TUGNUTT	15,570
4	10/15	BOSTON	1-1 T (OT)	1-2-1/3		TUGNUTT	16,850
5	10/17	CALGARY	2-2 T (OT)	1-2-2/4		HEBERT	16,527
6	10/19	@ NY RANGERS	4-2 W	2-2-2/6	24, 25, 25, 25	HEBERT	17,643
7	10/20	@ NEW JERSEY	0-4 L	2-3-2/6	NONE	TUGNUTT	14,009
8	10/23	@ MONTREAL	1-4 L	2-4-2/6		HEBERT	16,861
9	10/25	@ OTTAWA	1-4 L	2-5-2/6		20 TUGNUTT	10,206
10	10/28	@ SAN JOSE	3-4 L	2-6-2/6	2, 8, 20	HEBERT	16,183
11	10/29	WASHINGTON	2-5 L	2-7-2/6	20, 2	TUGNUTT	16,436
12	10/31	SAN JOSE	1-2 L (OT)	2-8-2/6		18 HEBERT	16,014
13	11/3	DALLAS	5-4 W	3-8-2/8	19, 23, 3, 18, 19	TUGNUTT	16,186
14	11/5	NEW JERSEY	3-6 L	3-9-2/8		8, 19, 20 TUGNUTT/HEBERT	16,666
15	11/7	PITTSBURGH	4-5 L	3-10-2/8	6, 25, 19, 21	HEBERT	17,083
16	11/9	DALLAS (AT PHX)	4-2 W	4-10-2/10	36, 18, 24, 20S	HEBERT	8,143
17	11/11	@ CALGARY	4-5 L	4-11-2/10	16, 20, 16, 7	HEBERT	19,811
18	11/14	@ VANCOUVER	2-3 L	4-12-2/10		23, 25 SHTALENKOV	13,710
19	11/17	TORONTO	3-4 L	4-13-2/10		8, 19, 25 SHTALENKOV/HEBERT	17,083
20	11/19	@ VANCOUVER	6-3 W	5-13-2/12	36, 19, 29, 16, 18, 14	TUGNUTT	15,550
21	11/21	@ EDMONTON	4-2 W	6-13-2/14	36, 22, 6, 2	TUGNUTT	12,348
22	11/22	@ CALGARY	2-1 W	7-13-2/16		19, 7 HEBERT	18,222
23	11/24	@ WINNIPEG	2-1 W	8-13-2/18		23, 23 TUGNUTT	12,147
24	11/26	SAN JOSE	3-4 L	8-14-2/18	17, 21, 21	HEBERT	<sup>A</sup> 17,199
25	11/27	@ SAN JOSE	0-1 L	8-15-2/18	NONE	HEBERT	17,190
26	12/1	WINNIPEG	5-2 W	9-15-2/20	14, 36, 19, 17, 25	TUGNUTT	17,003
27	12/2	@ LOS ANGELES	2-3 L	9-16-2/20		16, 22 HEBERT	16,005
28	12/5	TAMPA BAY	2-4 L	9-17-2/20		36, 17 TUGNUTT	16,480
29	12/7	FLORIDA	2-3 L	9-18-2/20		8, 17 HEBERT	16,474
30	12/12	ST. LOUIS	2-1 W (OT)	10-18-2/22		7, 10 HEBERT	17,017
31	12/14	@ DETROIT	2-5 L	10-19-2/22		25, 25 TUGNUTT	19,687
32	12/15	@ TORONTO	1-0 W	11-19-2/24		8* HEBERT	15,728
33	12/17	@ DALLAS	3-2 W	12-19-2/26		10, 10, 17 HEBERT	16,801
34	12/19	@ CHICAGO	0-2 L	12-20-2/26		NONE TUGNUTT	18,472
35	12/20	@ WINNIPEG	7-5 W	13-20-2/28	25, 17, 23, 20, 36, 25, 16	HEBERT	14,033
36	12/22	DALLAS	2-3 L (OT)	13-21-2/28		10, 3 TUGNUTT	<sup>A</sup> 17,232
37	12/26	LOS ANGELES	2-3 L	13-22-2/28		25, 20 HEBERT	<sup>A</sup> 17,296
38	12/28	@ NY ISLANDERS	3-0 W	14-22-2/30		10, 6, 2 TUGNUTT	16,297
39	12/30	@ WASHINGTON	0-3 L	14-23-2/30		NONE TUGNUTT	17,616
40	1/1	@ FLORIDA	2-4 L	14-24-2/30		25, 20 HEBERT	14,669
41	1/2	@ T. BAY (ORL.)	4-1 W	15-24-2/32	4, 18*, 25, 16S	TUGNUTT	10,871
42	1/6	@ CHICAGO	6-2 W	16-24-2/34	20, 8, 18, 20*, 23, 6	TUGNUTT	17,460
43	1/8	@ ST. LOUIS	5-3 W	17-24-2/36	24, 16, 23, 23, 16	HEBERT	18,143
44	1/10	DETROIT	4-6 L	17-25-2/36		21, 23, 2, 4 TUGNUTT	<sup>A</sup> 17,196
45	1/12	SAN JOSE	2-5 L	17-26-2/36		23, 16 HEBERT/TUGNUTT	<sup>A</sup> 17,176
46	1/14	HARTFORD	6-3 W	18-26-2/38	21, 20*, 8, 21, 8, 18S	HEBERT	<sup>A</sup> 17,204
47	1/16	VANCOUVER	3-4 L	18-27-2/38		20, 24, 14 TUGNUTT/HEBERT	<sup>A</sup> 17,203
48	1/18	@ TORONTO	3-3 T (OT)	18-27-3/39		18, 24, 24 HEBERT	15,728
49	1/19	@ DETROIT	4-4 T (OT)	18-27-4/40		18, 36, 17, 20+ HEBERT	19,875
50	1/24	ST. LOUIS	2-3 L (OT)	18-28-4/40		24, 8 HEBERT	<sup>A</sup> 17,178
51	1/26	WINNIPEG	3-1 W	19-28-4/42		19, 39, 22 HEBERT	<sup>A</sup> 17,190
52	1/28	N.Y. RANGERS	3-2 W	20-28-4/44		20, 8, 2 HEBERT	<sup>A</sup> 17,250
53	1/29	@ LOS ANGELES	1-5 L	20-29-4/44		21 HEBERT/TUGNUTT	16,005
54	2/2	CALGARY	2-4 L	20-30-4/44		14, 25 TUGNUTT	<sup>A</sup> 17,214
55	2/4	VANCOUVER	3-0 W	21-30-4/46		22*, 19, 20 HEBERT	<sup>A</sup> 17,229
56	2/6	CHICAGO	2-3 L	21-31-4/46		14, 24 HEBERT	<sup>A</sup> 17,265
57	2/11	LOS ANGELES	3-5 L	21-32-4/46		22, 20, 2 HEBERT	<sup>A</sup> 17,345
58	2/13	@ EDMONTON	6-3 W	22-32-4/48	24, 14, 25, 14, 25, 18	TUGNUTT	13,453
59	2/16	PHILADELPHIA	6-3 W	23-32-4/50		22, 20, 7, 14, 14, 24 HEBERT	<sup>A</sup> 17,268
60	2/18	QUEBEC	0-1 L	23-33-4/50		NONE TUGNUTT	<sup>A</sup> 17,263
61	2/20	@ ST. LOUIS	1-4 L	23-34-4/50		25 HEBERT	18,150
62	2/23	@ BUFFALO	2-4 L	23-35-4/50		25, 39 HEBERT	15,651
63	2/24	@ PITTSBURGH	2-2 T (OT)	23-35-5/51	8, 14+*	SHTALENKOV	17,168
64	2/26	@ QUEBEC	6-3 W	24-35-5/53	2, 47, 3, 18, 23, 14	HEBERT	15,032
65	3/2	MONTREAL	2-5 L	24-36-5/53		16, 21 HEBERT	<sup>A</sup> 17,248
66	3/4	EDMONTON	4-1 W	25-36-5/55		2, 8, 4, 14 HEBERT	<sup>A</sup> 17,278
67	3/6	@ SAN JOSE	0-6 L	25-37-5/55		NONE HEBERT/SHTALENKOV	17,190
68	3/8	@ CHICAGO (@ PHX)	0-3 L	25-38-5/55		NONE SHTALENKOV	13,847
69	3/9	BUFFALO	0-3 L	25-39-5/55		NONE HEBERT	<sup>A</sup> 17,256
70	3/11	CHICAGO	2-3 L	25-40-5/55		20*, 20 HEBERT	<sup>A</sup> 17,265
71	3/13	OTTAWA	5-1 W	26-40-5/57	24, 36, 6, 18, 20	SHTALENKOV	<sup>A</sup> 17,225
72	3/16	LOS ANGELES	5-2 W	27-40-5/59		14, 4, 47, 8, 8 SHTALENKOV	<sup>A</sup> 17,325
73	3/22	@ DALLAS	3-4 L	27-41-5/59		23, 32, 21 SHTALENKOV	16,914
74	3/24	@ BOSTON	3-5 L	27-42-5/59		47, 25, 6* HEBERT	14,448
75	3/26	@ HARTFORD	3-2 W	28-42-5/61		22*, 22, 36 HEBERT	15,635
76	3/27	@ PHILADELPHIA	3-2 W (OT)	29-42-5/63		16, 18, 18 HEBERT	17,380
77	3/30	@ LOS ANGELES	5-2 W	30-42-5/65		23, 47, 39, 16, 14S HEBERT	16,005
78	3/31	EDMONTON	2-3 L (OT)	30-43-5/65		47, 14 HEBERT	<sup>A</sup> 17,293
79	4/2	TORONTO	3-1 W	31-43-5/67		14, 48, 47 HEBERT	<sup>A</sup> 17,281
80	4/6	@ CALGARY	2-4 L	31-44-5/67		18, 18 HEBERT	20,230
81	4/8	@ EDMONTON	3-1 W	32-44-5/69		21, 18, 8 HEBERT	15,701
82	4/9	@ VANCOUVER	3-1 W	33-44-5/71		8, 21, 14S SHTALENKOV	16,150
83	4/11	CALGARY	0-3 L	33-45-5/71		NONE SHTALENKOV	<sup>A</sup> 17,291
84	4/13	VANCOUVER	1-2 L	33-46-5/71		4 HEBERT	<sup>A</sup> 17,295

GOAL KEY: UNDERLINE = POWER PLAY GOAL; \* = SHORTHANDED GOAL; BOLD = GAME-WINNING GOAL; + = GAME-TYING GOAL; S = EMPTY NET GOAL. WHEN TWO GOALTENDERS PLAY IN ONE GAME, ALL CAPS RECEIVED DECISION. ^ = SELLOUT AT THE ARROWHEAD POND.

# YEAR-BY-YEAR FINAL STATISTICS

## 2010-11 FINAL STATISTICS

POS	NO.	PLAYER	GP	TOI	G	A	P	+/-	PIM	PP	SH	GW	S	%
R	10	COREY PERRY	82	22:18	50	48	98	+9	104	14	4	11	290	17.2
R	8	TEEMU SELANNE	73	17:56	31	49	80	+6	49	16	0	5	213	14.6
C	15	RYAN GETZLAF	67	21:51	19	57	76	+14	35	7	0	4	117	16.2
R	9	BOBBY RYAN	82	20:10	34	5	37	71	+15	5	1	5	270	12.6
D	17	LUBOMIR VISNOVSKY	81	24:17	18	50	68	+18	24	5	0	4	152	11.8
C	11	SAKU KOIVU	75	19:08	15	30	45	-8	36	4	0	3	104	14.4
D	4	*CAM FOWLER	76	22:07	10	30	40	-25	20	6	0	3	123	8.1
LW	33	JASON BLAKE	76	14:45	16	16	32	-5	41	3	0	3	187	8.6
D	32	TONI LYDMAN	78	22:10	3	22	25	+32	42	0	0	0	99	3.0
C	64	*BRANDON MCMILLAN	60	14:04	11	10	21	-5	18	2	2	2	77	14.3
RW	14	JOFFREY LUPUL	26	13:13	5	8	13	-4	14	2	0	1	54	9.3
RW	42	DAN SEXTON	47	11:35	4	9	13	-6	4	1	0	0	78	5.1
D	5	LUCA SBISA	68	16:47	2	9	11	-11	43	1	0	0	76	2.6
L	39	MATT BELESKEY	35	12:58	3	7	10	-10	36	0	0	0	58	5.2
C	22	TODD MARCHANT	79	13:17	1	7	8	-18	26	0	0	0	63	1.6
D	3	ANDREAS LJLJA	52	17:25	1	6	7	-15	28	0	0	0	31	3.2
D	23	*FRANCOIS BEAUCHEMIN	27	21:42	3	2	5	-4	16	1	0	0	30	10.0
R	16	GEORGE PARROS	78	6:24	3	1	4	-4	171	0	0	1	33	9.1
D	25	ANDY SUTTON	39	14:45	0	4	4	+1	87	0	0	0	31	0.0
C	20	RYAN CARTER	18	10:44	1	2	3	-4	22	0	0	0	23	4.3
L	34	*MAXIM LAPIERRE	21	11:34	0	3	3	-6	9	0	0	0	28	0.0
C	17	*JARKKO RUUTU	23	8:58	1	1	2	0	0	0	0	0	20	5.0
D	26	DANNY SYVRET	6	16:26	1	1	2	-3	4	0	0	0	8	12.5
L	19	*BRAD WINCHESTER	19	10:28	1	1	2	-9	28	0	0	0	23	4.3
D	23	PAUL MARA	33	20:10	1	1	2	-1	40	0	0	1	34	2.9
C	28	KYLE CHIPCHURA	40	7:59	0	2	2	+1	32	0	0	0	23	0.0
RW	51	*KYLE PALMIERI	10	8:41	1	0	1	-1	0	0	0	0	10	10.0
D	60	BRENDAN MIKKELSON	5	19:24	0	1	1	+1	7	0	0	0	4	0.0
R	50	TROY BODIE	9	9:43	0	1	1	-3	7	0	0	0	5	0.0
D	53	BRETT FESTERLING	1	14:53	1	0	0	-2	0	0	0	0	0	0.0
C	63	*NICK BONINO	26	9:48	0	0	0	-3	0	0	0	0	23	0.0
D	21	SHELDON BROOKBANK	40	13:19	0	0	0	-8	63	0	0	0	29	0.0
L	34	AARON VOROS	12	5:32	0	0	0	-4	43	0	0	0	8	0.0
L	12	JOSH GREEN	12	10:00	0	0	0	-3	6	0	0	0	10	0.0

NO.	PLAYER	GP	MIN	GAA	W	L	OT	SO	GA	SA	SV%	G	A	PIM
1	JONAS HILLER	49	2672	2.56	26	16	3	5	114	1493	.924	0	1	0
29	RAY EMERY	10	527	2.28	7	2	0	0	20	272	.926	0	0	0
38	*DAN ELLIS	13	729	2.39	8	3	1	0	29	348	.917	0	0	0
31	CURTIS MCELHINNEY	12	996	3.43	6	9	1	2	57	516	.890	0	1	0
30	TIMO PIELMEIER	1	40	7.50	0	0	0	0	5	12	.583	0	0	0

### ANA GOALTENDING TOTALS

\* Rookie

^ Acquired Midseason

## 2009-10 FINAL STATISTICS

POS	NO.	PLAYER	GP	TOI	G	A	P	+/-	PIM	PP	SH	GW	S	%
R	10	COREY PERRY	82	21:03	27	49	76	0	111	6	1	2	270	10.0
C	15	RYAN GETZLAF	66	21:40	19	50	69	+4	79	8	0	5	149	12.8
R	9	BOBBY RYAN	81	18:29	35	29	64	+9	81	11	0	3	258	13.6
C	11	SAKU KOIVU	71	18:34	19	33	52	+14	36	5	1	6	124	15.3
R	8	TEEMU SELANNE	54	17:19	27	21	48	+3	16	14	0	5	173	15.6
D	27	SCOTT NIEDERMAYER	80	26:30	10	38	48	-9	38	5	0	2	168	6.0
D	34	JAMES WISNIEWSKI	69	24:20	3	27	30	-5	56	2	0	0	146	2.1
D	19	RYAN WHITNEY	62	24:33	4	24	28	-6	48	3	0	0	107	3.7
C	22	TODD MARCHANT	78	15:48	9	13	22	-16	32	0	3	1	83	10.8
RW	42	*DAN SEXTON	41	13:29	9	10	19	-3	16	2	0	0	93	9.7
L	39	*MATT BELESKEY	60	13:59	11	7	18	-10	35	0	0	3	123	8.9
D	7	STEVE EMINGER	63	19:28	4	12	16	+1	30	0	0	1	45	8.9
LW	33	*JASON BLAKE	26	16:02	6	9	15	-6	10	4	0	0	69	8.7
RW	14	JOFFREY LUPUL	23	15:57	10	4	14	+3	18	0	0	0	66	15.2
D	17	*LUBOMIR VISNOVSKY	16	25:59	5	8	13	-6	4	1	0	1	53	9.4
C	28	*KYLE CHIPCHURA	55	12:28	6	6	12	-2	56	0	1	1	43	14.0
C	17	PETTERI NOKELAINEN	50	12:55	4	7	11	-7	21	0	0	0	70	5.7
C	20	RYAN CARTER	38	9:51	4	5	9	0	31	0	0	1	38	10.5
RW	24	EVGENY ARTYUKHIN	37	9:04	4	5	9	0	41	0	0	0	21	19.0
D	21	SHELDON BROOKBANK	66	14:57	0	9	9	+10	114	0	0	0	60	0.0
R	13	MIKE BROWN	75	8:21	6	1	7	+1	106	0	1	2	82	7.3
R	50	*TROY BODIE	44	11:14	5	2	7	-8	80	0	1	1	58	16.6
D	4	NICK BOYNTON	42	16:45	1	6	7	+1	59	1	0	0	39	2.6
R	16	GEORGE PARROS	57	6:00	4	0	4	+4	136	0	0	0	25	16.0
D	53	BRETT FESTERLING	42	12:30	0	3	3	+1	15	0	0	0	25	0.0
C	63	*NICK BONINO	9	14:13	1	1	2	0	6	1	0	0	14	7.1
D	60	BRENDAN MIKKELSON	28	14:59	0	2	2	-5	14	0	0	0	21	0.0

# YEAR-BY-YEAR FINAL STATISTICS

D	4	^AARON WARD	17	14:26	0	2	2	+2	8	0	0	0	9	0.0
LW	32	KYLE CALDER	14	14:07	0	2	2	-7	8	0	0	0	20	0.0
D	41	^NATHAN OYSTRICK	3	10:34	0	0	0	-1	2	0	0	0	1	0.0
C	48	ANDREW EBBETT	2	12:54	0	0	0	-1	0	0	0	0	1	0.0
C	26	ERIK CHRISTENSEN	9	11:26	0	0	0	-3	2	0	0	0	9	0.0
D	5	LUCA SBISA	8	12:37	0	0	0	-1	6	0	0	0	3	0.0
C	67	*MACGREGOR SHARP	8	4:09	0	0	0	0	0	0	0	0	6	0.0

NO.	PLAYER	GP	MIN	GAA	W	L	OT	SO	GA	SA	SV%	G	A	PIM
1	JONAS HILLER	59	3338	2.73	30	23	4	2	152	1860	.918	0	2	0
31	^CURTIS MCELHINNEY	10	521	2.76	5	1	2	0	24	288	.917	0	0	0
35	JEAN-SEBASTIEN GIGUERE	20	1108	3.14	4	8	5	1	58	580	.900	0	0	2

\* Rookie

^ Acquired Midseason

## 2008-09 FINAL STATISTICS

POS	NO.	PLAYER	GP	TOI	G	A	PTS	+/-	PIM	PP	SH	GW	S	PCTG
C	15	RYAN GETZLAF	81	20:07	25	66	91	5	121	9	0	2	227	11.0
R	10	COREY PERRY	78	18:36	32	40	72	10	109	10	0	8	283	11.3
D	27	SCOTT NIEDERMAYER	82	26:55	14	45	59	-8	70	9	0	2	178	7.9
R	9	*BOBBY RYAN	64	15:26	31	26	57	13	33	12	0	3	174	17.8
R	8	TEEMU SELANNE	65	16:29	27	27	54	-3	36	16	0	5	186	14.5
D	25	CHRIS PRONGER	82	26:56	11	37	48	0	88	4	0	2	196	5.6
C	48	*ANDREW EBBETT	48	13:52	8	24	32	8	24	6	0	0	100	8.0
C	26	^ERIK CHRISTENSEN	64	13:38	7	21	28	-9	20	2	0	0	122	5.7
D	34	^JAMES WISNIEWSKI	48	19:51	3	21	24	9	30	1	0	0	89	3.4
D	19	^RYAN WHITNEY	48	23:51	2	21	23	-14	28	1	0	0	71	2.8
C	44	ROB NIEDERMAYER	79	15:34	14	7	21	-17	42	1	1	2	88	15.9
C	22	TODD MARCHANT	72	14:31	5	13	18	-2	34	0	2	0	101	5.0
R	16	GEORGE PARROS	74	6:15	5	5	10	8	135	0	0	0	47	10.6
L	18	DREW MILLER	27	12:59	4	6	10	0	17	0	0	0	45	8.9
C	17	^PETTERI NOKELAINEN	50	11:15	4	5	9	2	16	0	1	0	56	7.1
C	20	RYAN CARTER	48	9:05	3	6	9	3	52	0	0	1	40	7.5
D	3	BRET HEDICAN	51	16:18	1	5	6	-7	36	0	0	0	40	2.5
D	23	FRANCOIS BEAUCHEMIN	20	24:54	4	1	5	-3	12	0	0	2	45	8.9
D	53	*BRETT FESTERLING	40	16:40	0	5	5	5	18	0	0	0	15	0.0
R	13	^MIKE BROWN	48	8:08	2	2	4	-7	145	0	0	2	44	4.5
D	21	^SHELDON BROOKBANK	44	12:07	1	3	4	4	76	0	0	0	30	3.3
D	60	*BRENDAN MIKKELSON	34	13:56	0	2	2	0	17	0	0	0	19	0.0
D	55	*BRIAN SALCIDO	2	12:17	0	1	1	2	0	0	0	0	1	0.0
L	64	*MATT BELESKEY	2	11:09	0	0	0	0	0	0	0	0	0	0.0
R	50	*TROY BODIE	4	8:08	0	0	0	0	0	0	0	0	5	0.0

NO.	GOALTENDER	GPI	MIN	AVG	W	L	OT	EN	SO	GA	SA	SV%	G	A	PIM
1	JONAS HILLER	46	2486	2.39	23	15	1	6	4	99	1217	.919	0	0	0
35	J.S. GIGUERE	46	2458	3.10	19	18	6	3	2	127	1274	.900	0	0	4

ANA GOALTENDING TOTALS

82 4988 2.83 42 33 7 9 6 235 2500 .906

\* Rookie

^ Acquired Midseason

## 2007-08 FINAL STATISTICS

POS	NO.	PLAYER	GP	TOI	G	A	PTS	+/-	PIM	PP	SH	GW	S	PCTG
C	15	RYAN GETZLAF	77	19:38	24	58	82	32	94	4	1	2	185	13.0
R	10	COREY PERRY	70	17:57	29	25	54	12	108	11	0	4	200	14.5
L	14	CHRIS KUNITZ	82	16:54	21	29	50	8	80	7	1	6	196	10.7
D	25	CHRIS PRONGER	72	26:00	12	31	43	1-	128	8	0	4	182	6.6
R	4	TODD BERTUZZI	68	16:27	14	26	40	8	97	4	0	2	121	11.6
D	11	MATHIEU SCHNEIDER	65	22:17	12	27	39	22	50	5	0	2	139	8.6
C	39	^DOUG WEIGHT	67	14:36	10	15	25	4	32	2	0	1	96	10.4
D	27	SCOTT NIEDERMAYER	48	23:54	8	17	25	2-	16	7	0	3	87	9.2
R	8	TEEMU SELANNE	26	18:07	12	11	23	5	8	7	0	2	87	13.8
D	23	FRANCOIS BEAUCHEMIN	82	25:31	2	19	21	9-	59	0	0	2	144	1.4
D	7	^MARC-ANDRE BERGERON	55	17:23	9	10	19	16-	20	8	0	1	108	8.3
D	40	KENT HUSKINS	76	16:04	4	15	19	23	59	1	0	2	46	8.7
C	22	TODD MARCHANT	75	14:49	9	7	16	3-	48	0	0	0	93	9.7
C	44	ROB NIEDERMAYER	78	17:42	8	8	16	1	54	0	1	1	111	7.2
C	26	SAMUEL PAHLSSON	56	18:46	6	9	15	2-	34	0	3	3	94	6.4
R	54	*BOBBY RYAN	23	11:15	5	5	10	1-	6	3	0	0	37	13.5
D	21	SEAN O'DONNELL	82	17:14	2	7	9	9	84	0	1	0	25	8.0
C	20	*RYAN CARTER	34	10:29	4	4	8	2-	36	0	0	1	56	7.1
L	32	TRAVIS MOEN	77	15:49	3	5	8	10-	81	0	1	1	98	3.1
L	18	*DREW MILLER	26	11:11	2	3	5	1-	6	0	0	0	30	6.7
D	33	JOE DIPENTA	23	10:39	1	4	5	3	16	0	0	0	5	20.0
R	16	GEORGE PARROS	69	5:56	1	4	5	3	183	0	0	0	30	3.3
L	24	BRAD MAY	61	6:37	3	1	4	2	53	0	0	2	34	8.8
C	17	^BRIAN SUTHERBY	50	8:35	1	1	2	4-	64	0	0	0	49	2.0
C	56	*PETTERI WIRTANEN	3	4:11	1	0	1	1	2	0	0	1	1	100.0



# YEAR-BY-YEAR FINAL STATISTICS

## 2007-08 FINAL STATISTICS (CONTINUED)

R	28	MARK MOWERS	17	9:02	1	0	1	0	8	0	0	0	6	16.7	
C	48	*ANDREW EBBETT	3	13:18	0	0	0	3	2	0	0	0	3	.0	
D	20	MAXIM KONDRATIEV	4	7:30	0	0	0	2-	0	0	0	0	1	.0	
R	42	JASON KING	4	10:56	0	0	0	3-	0	0	0	0	2	.0	
C	20	GEOFF PLATT	5	11:17	0	0	0	2	2	0	0	0	4	.0	
<b>NO.</b>	<b>GOALTENDER</b>	<b>GPI</b>	<b>MINS</b>	<b>AVG</b>	<b>W</b>	<b>L</b>	<b>OT</b>	<b>EN</b>	<b>SO</b>	<b>GA</b>	<b>SA</b>	<b>SV %</b>	<b>G</b>	<b>A</b>	<b>PIM</b>
1	*JONAS HILLER	23	1223	2.06	10	7	1	0	0	42	578	.927	0	1	0
35	J.S. GIGUERE	58	3310	2.12	35	17	6	5	4	117	1508	.922	0	0	4
<b>ANA GOALTENDING TOTALS</b>		<b>82</b>	<b>5007</b>	<b>2.20</b>	<b>47</b>	<b>27</b>	<b>8</b>	<b>6</b>	<b>4</b>	<b>179</b>	<b>1930</b>	<b>.907</b>			

\* Rookie

^ Acquired Midseason

## 2006-07 FINAL STATISTICS

POS	NO.	PLAYER	GP	TOI	G	A	PTS	+/-	PIM	PP	SH	GW	S	PCTG		
R	8	TEEMU SELANNE	82	17:41	48	46	94	26	82	25	0	10	257	18.7		
C	19	ANDY MCDONALD	82	17:35	27	51	78	16	46	8	0	3	252	10.7		
D	27	SCOTT NIEDERMAYER	79	27:30	15	54	69	6	86	9	0	3	172	8.7		
L	14	CHRIS KUNITZ	81	17:03	25	35	60	23	81	11	0	5	180	13.9		
D	25	CHRIS PRONGER	66	27:05	13	46	59	27	69	8	0	2	166	7.8		
C	15	RYAN GETZLAF	82	15:03	25	33	58	17	66	11	1	6	203	12.3		
R	17	*DUSTIN PENNER	82	13:59	29	16	45	2-	58	9	0	5	204	14.2		
R	10	COREY PERRY	82	12:28	17	27	44	12	55	4	0	3	194	8.8		
D	23	FRANCOIS BEAUCHEMIN	71	25:28	7	21	28	7	49	2	0	0	128	5.5		
C	26	SAMUEL PAHLSSON	82	17:21	8	18	26	4-	42	0	0	1	111	7.2		
C	22	TODD MARCHANT	56	15:10	8	15	23	7	44	0	3	2	115	7.0		
L	32	TRAVIS MOEN	82	14:48	11	10	21	4-	101	0	0	0	124	8.9		
D	21	SEAN O'DONNELL	79	19:55	2	15	17	9	92	0	0	1	47	4.3		
C	44	ROB NIEDERMAYER	82	16:38	5	11	16	8-	77	0	0	0	106	4.7		
D	5	*RICK JACKMAN	31	13:41	2	10	12	0	20	1	0	1	36	5.6		
R	38	*RYAN SHANNON	53	10:38	2	9	11	2-	10	0	0	0	77	2.6		
L	45	SHAWN THORNTON	48	8:26	2	7	9	3	88	0	0	0	60	3.3		
D	33	JOE DIPENTA	76	12:09	2	6	8	1	48	0	0	1	33	6.1		
L	24	*BRAD MAY	24	9:49	0	4	4	1-	21	0	0	0	22	.0		
C	13	*MARK HARTIGAN	12	10:46	1	2	3	1	6	1	0	0	15	6.7		
D	40	KENT HUSKINS	33	14:04	0	3	3	3-	14	0	0	0	16	.0		
G	35	J GIGUERE	56	57:56	0	2	2	0	0	0	0	0	0	.0		
R	16	*GEORGE PARROS	34	5:03	1	0	1	3-	102	0	0	0	19	5.3		
G	29	*SEBASTIEN CARON	2	44:05	0	0	0	0	0	0	0	0	0	.0		
G	30	ILYA BRYZGALOV	27	55:52	0	0	0	0	0	0	0	0	0	.0		
<b>RNK</b>	<b>SW#</b>	<b>GOALTENDER</b>	<b>GPI</b>	<b>MINS</b>	<b>AVG</b>	<b>W</b>	<b>L</b>	<b>OT</b>	<b>EN</b>	<b>SO</b>	<b>GA</b>	<b>SA</b>	<b>SV %</b>	<b>G</b>	<b>A</b>	<b>PIM</b>
29		SEBASTIEN CARON	1	28	2.14	0	0	0	1	0	1	6	.833	0	0	0
7	35	J GIGUERE	56	3245	2.26	36	10	8	1	4	122	1490	.918	0	2	0
19	30	ILYA BRYZGALOV	27	1509	2.47	10	8	6	0	1	62	668	.907	0	0	0
31		*MICHAEL WALL	4	202	2.97	2	2	0	1	0	10	81	.877	0	1	0
<b>ANA GOALTENDING TOTALS</b>		<b>82</b>	<b>5010</b>	<b>2.37</b>	<b>48</b>	<b>20</b>	<b>14</b>	<b>3</b>	<b>5</b>	<b>198</b>	<b>2248</b>	<b>.912</b>				

\* Rookie

^ Acquired Midseason

## 2005-06 FINAL STATISTICS

POS	NO.	PLAYER	GP	TOI	G	A	PTS	+/-	PIM	PP	SH	GW	S	PCTG		
R	13	TEEMU SELANNE	80	17:47	40	50	90	28	44	18	0	5	267	15.0		
C	19	ANDY MCDONALD	82	16:48	34	51	85	24	32	13	0	7	229	14.8		
D	27	SCOTT NIEDERMAYER	82	25:30	13	50	63	8	96	9	0	3	181	7.2		
R	15	JOFFREY LUPUL	81	16:37	28	25	53	13-	48	12	2	2	296	9.5		
L	38	*CHRIS KUNITZ	69	13:53	19	22	41	16	71	5	1	2	149	12.8		
C	44	ROB NIEDERMAYER	76	17:52	15	24	39	5-	89	4	1	2	140	10.7		
C	51	*RYAN GETZLAF	57	12:34	14	25	39	6	22	10	0	1	116	12.1		
D	23	*FRANCOIS BEAUCHEMIN	72	23:09	8	28	36	2	52	4	0	3	137	5.8		
C	22	TODD MARCHANT	79	17:15	9	25	34	2	66	0	0	0	132	6.8		
R	17	JONATHAN HEDSTROM	79	16:16	13	14	27	2	48	2	2	5	99	13.1		
R	61	*COREY PERRY	56	11:34	13	12	25	1	50	4	0	2	98	13.3		
L	29	TODD FEDORUK	76	8:24	4	19	23	6	174	0	0	1	69	5.8		
C	26	SAMUEL PAHLSSON	82	16:30	11	10	21	1-	34	0	3	1	116	9.5		
D	24	RUSLAN SALEI	78	22:30	1	18	19	17	114	0	0	0	108	.9		
L	12	JEFF FRIESEN	51	13:22	4	7	11	15-	32	0	0	1	75	5.3		
D	21	SEAN O'DONNELL	78	16:33	2	9	11	6	147	0	0	0	33	6.1		
D	33	JOE DIPENTA	72	13:31	2	6	8	8	46	0	0	0	27	7.4		
D	5	VITALY VISHNEVSKI	82	16:25	1	7	8	8	91	0	0	0	90	1.1		
L	32	TRAVIS MOEN	39	11:02	4	1	5	3-	72	0	0	0	28	14.3		
D	6	JASON MARSHALL	23	11:46	0	4	4	2	34	0	0	0	25	.0		
G	30	*ILYA BRYZGALOV	31	51:17	0	2	2	0	4	0	0	0	0	.0		
G	35	J GIGUERE	60	57:10	0	0	0	0	20	0	0	0	0	.0		
<b>SW#</b>	<b>GOALTENDER</b>	<b>GPI</b>	<b>MINS</b>	<b>AVG</b>	<b>W</b>	<b>L</b>	<b>T</b>	<b>EN</b>	<b>SO</b>	<b>GA</b>	<b>SA</b>	<b>SV%</b>	<b>G</b>	<b>A</b>	<b>PIM</b>	
12	30	*ILYA BRYZGALOV	31	1575	2.51	13	12	1	2	1	66	733	.910	0	2	4
21	35	J GIGUERE	60	3381	2.66	30	15	11	4	2	150	1692	.911	0	0	20
<b>ANA GOALTENDING TOTALS</b>		<b>82</b>	<b>4987</b>	<b>2.67</b>	<b>43</b>	<b>27</b>	<b>12</b>	<b>6</b>	<b>3</b>	<b>222</b>	<b>2431</b>	<b>.909</b>				

\* Rookie

# YEAR-BY-YEAR FINAL STATISTICS

## 2003-04 FINAL STATISTICS

POS	NO.	PLAYER	GP	TOI	G	A	PTS	+/-	PIM	PP	SH	GW	GT	S	PCTG		
C	91	SERGEI FEDOROV	80	21:04	31	34	65	5-	42	9	2	6	1	268	11.6		
L	40	VACLAV PROSPAL	82	18:37	19	35	54	9-	54	7	0	4	1	185	10.3		
R	39	PETR SYKORA	81	17:57	23	29	52	9-	34	6	0	2	0	277	8.3		
C	20	STEVE RUCCHIN	82	19:46	20	23	43	14-	12	9	1	1	0	148	13.5		
C	15	*JOFFREY LUPUL	75	13:36	13	21	34	6-	28	4	0	2	1	137	9.5		
C	19	ANDY MCDONALD	79	16:33	9	21	30	13-	24	2	1	1	1	162	5.6		
C	44	ROB NIEDERMAYER	55	19:28	12	16	28	6-	34	6	0	2	1	111	10.8		
D	28	NICLAS HAVELID	79	22:38	6	20	26	28-	28	5	0	3	0	122	4.9		
D	14	MARTIN SKOULLA	79	18:22	4	21	25	5	32	1	0	0	1	84	4.8		
C	26	SAMUEL PAHLSSON	82	16:51	8	14	22	2-	52	1	0	2	0	134	6.0		
L	10	JASON KROG	80	11:58	6	12	18	4-	16	1	0	1	0	111	5.4		
L	23	STANISLAV CHISTOV	56	12:19	2	16	18	16-	26	2	0	0	0	70	2.9		
D	5	VITALY VISHNEVSKI	73	17:09	6	10	16	0	51	0	0	0	0	86	7.0		
D	8	SANDIS OZOLINSH	36	19:56	5	11	16	7-	24	1	0	2	1	58	8.6		
D	24	RUSLAN SALEI	82	23:41	4	11	15	1-	110	0	1	2	0	145	2.8		
L	27	PETR SCHASTLIVY	65	10:08	4	4	8	4-	18	1	0	2	0	85	4.7		
D	3	KEITH CARNEY	69	21:42	2	5	7	5-	42	1	0	0	0	58	3.4		
L	38	*CHRIS KUNITZ	21	9:07	0	6	6	1	12	0	0	0	0	31	.0		
L	12	MIKE LECLERC	10	15:37	1	3	4	1-	4	0	0	0	0	19	5.3		
D	4	LANCE WARD	46	8:40	0	4	4	1-	94	0	0	0	0	26	.0		
L	17	*CAM SEVERSON	31	7:21	3	0	3	3-	50	1	0	0	0	24	12.5		
L	55	GARRETT BURNETT	39	3:35	1	2	3	0	184	0	0	0	0	24	4.2		
C	18	*MIKAEL HOLMQUIST	21	8:23	2	0	2	6-	25	0	0	0	0	18	11.1		
C	46	*TONY MARTENSSON	6	6:58	1	1	2	2-	0	0	0	0	0	4	25.0		
G	35	J GIGUERE	55	58:22	0	2	2	0	4	0	0	0	0	0	.0		
D	41	CHRIS ARMSTRONG	4	12:32	0	1	1	1-	0	0	0	0	0	8	.0		
L	22	ALEXEI SMIRNOV	8	7:17	0	1	1	0	2	0	0	0	0	8	.0		
G	30	*ILYA BRYZGALOV	1	60:29	0	0	0	0	0	0	0	0	0	0	.0		
D	33	*MARK POPOVIC	1	13:48	0	0	0	0	0	0	0	0	0	1	.0		
L	48	CASEY HANKINSON	4	6:20	0	0	0	0	4	0	0	0	0	0	.0		
R	21	DAN BYLSMA	11	7:04	0	0	0	3-	0	0	0	0	0	6	.0		
G	29	MARTIN GERBER	32	53:04	0	0	0	0	4	0	0	0	0	0	.0		
SW# GOALTENDER			GPI	MINS	AVG	W	L	T	EN	SO	GA	SA	SV%	G	A	PIM	
30	*ILYA BRYZGALOV		1	60	2.00	1	0	0	0	0	0	2	.28	.928	0	0	0
15	MARTIN GERBER		32	1698	2.26	11	12	4	3	2	64	785	.919	0	0	4	
37	J GIGUERE		55	3210	2.62	17	31	6	4	3	140	1623	.914	0	2	4	
ANA GOALTENDING TOTALS			82	5000	2.56	29	43	10	7	5	213	2443	.913				

## 2002-03 FINAL STATISTICS

POS	NO.	PLAYER	GP	TOI	G	A	PTS	+/-	PIM	PP	SH	GW	GT	S	PCTG	
L	9	PAUL KARIYA	82	20:17	25	56	81	3-	48	11	1	2	1	257	9.7	
R	39	PETR SYKORA	82	18:28	34	25	59	7-	24	15	1	5	1	299	11.4	
C	20	STEVE RUCCHIN	82	21:05	20	38	58	14-	12	6	1	4	0	194	10.3	
C	77	ADAM OATES	67	18:38	9	36	45	1-	16	4	0	2	0	67	13.4	
D	8	SANDIS OZOLINSH	82	26:01	12	32	44	6-	56	6	0	3	0	137	8.8	
D	28	NICLAS HAVELID	82	22:29	11	22	33	5	30	4	0	5	0	169	6.5	
R	32	STEVE THOMAS	81	12:53	14	16	30	10	53	1	0	4	0	118	11.9	
L	23	*STANISLAV CHISTOV	79	13:35	12	18	30	4	54	3	0	2	0	114	10.5	
L	12	MIKE LECLERC	57	16:56	9	19	28	8-	34	1	0	4	0	122	7.4	
L	10	JASON KROG	67	13:47	10	15	25	1	12	0	1	1	0	92	10.9	
C	44	ROB NIEDERMAYER	66	17:05	10	12	22	10-	57	3	0	1	0	125	8.0	
D	3	KEITH CARNEY	81	22:33	4	18	22	8	65	0	0	1	2	87	4.6	
C	19	ANDY MCDONALD	46	18:30	10	11	21	1-	14	3	0	1	0	92	10.9	
R	18	PATRIC KJELLBERG	76	15:37	8	11	19	9-	16	2	1	2	0	95	8.4	
C	26	SAMUEL PAHLSSON	34	13:19	4	11	15	10	18	0	1	2	0	28	14.3	
D	24	RUSLAN SALEI	61	21:53	4	8	12	2	78	0	0	0	0	93	4.3	
D	2	FREDRIK OLAUSSON	44	14:26	2	6	8	0	22	2	0	1	0	38	5.3	
D	5	VITALY VISHNEVSKI	80	14:10	2	6	8	8-	76	0	1	0	0	65	3.1	
C	11	MARC CHOUINARD	70	9:24	3	4	7	9-	40	0	1	0	0	52	5.8	
L	22	*ALEXEI SMIRNOV	44	8:49	3	2	5	1-	18	0	0	1	0	46	6.5	
D	4	LANCE WARD	65	8:14	3	2	5	6-	121	0	0	1	0	52	5.8	
R	21	DAN BYLSMA	39	9:28	1	4	5	1-	12	0	0	0	0	23	4.3	
L	25	KEVIN SAWYER	31	6:05	2	1	3	2-	115	0	0	0	0	11	18.2	
D	34	*KURT SAUER	80	18:32	1	2	3	23-	74	0	0	0	0	50	2.0	
G	29	MARTIN GERBER	22	54:41	0	1	1	0	0	0	0	0	0	0	.0	
G	35	J GIGUERE	65	58:04	0	0	0	0	8	0	0	0	0	0	.0	
SW# GOALTENDER			GPI	MINS	AVG	W	L	T	EN	SO	GA	SA	SV%	G	A	PIM
29	MARTIN GERBER		22	1203	1.95	6	11	3	4	1	39	548	.929	0	1	0
35	J GIGUERE		65	3775	2.30	34	22	6	5	8	145	1820	.920	0	0	8
ANA GOALTENDING TOTALS			82	4997	2.32	40	33	9	9	9	193	2377	.919			

\* Rookie

# YEAR-BY-YEAR FINAL STATISTICS

## 2001-02 FINAL STATISTICS

POS	NO.	PLAYER	GP	G	A	PTS	+/-	PIM	PP	SH	GW	GT	SH	%	
<b>SHFT TOI</b>															
L	9	PAUL KARIYA	82	32	25	57	15-28	11	0	8	1	289	11.1	24.9	22:12
C	17	MATT CULLEN	79	18	30	48	1-24	3	1	4	0	164	11.0	21.4	17:00
L	12	MIKE LECLERC	82	20	24	44	12-107	8	0	4	0	178	11.2	21.0	17:22
L	11	JEFF FRIESEN	81	17	26	43	1-44	1	1	0	0	161	10.6	22.0	17:59
D	10	OLEG TVERDOVSKY	73	6	26	32	0-31	2	0	1	0	147	4.1	25.0	22:50
C	19	*ANDY McDONALD	53	7	21	28	2-10	2	0	3	0	79	8.9	19.5	15:58
L	13	GERMAN TITOV	66	13	14	27	4-36	1	0	2	0	63	20.6	16.2	12:28
D	33	JASON YORK	74	5	20	25	11-60	3	0	0	0	104	4.8	23.3	19:19
C	20	STEVE RUCCHIN	38	7	16	23	3-6	4	0	0	0	57	12.3	24.0	19:17
C	26	SAMUEL PAHLSSON	80	6	14	20	16-26	1	1	0	0	99	6.1	20.3	16:24
R	18	PATRIC KJELLBERG	77	8	11	19	12-16	4	0	0	0	88	9.1	20.4	17:04
R	21	DAN BYLSMA	77	8	9	17	5-28	0	1	2	0	72	11.1	15.9	11:36
D	3	KEITH CARNEY	60	5	9	14	14-30	0	0	1	0	66	7.6	26.1	20:46
D	7	PAVEL TRNKA	71	2	11	13	5-66	1	0	0	0	78	2.6	21.7	17:03
D	24	RUSLAN SALEI	82	4	7	11	10-97	0	0	1	0	96	4.2	25.6	21:25
C	32	MARC CHOUINARD	45	4	5	9	2-10	0	0	0	0	40	10.0	15.4	10:35
L	27	DENNY LAMBERT	73	2	5	7	1-213	0	0	0	0	51	3.9	10.3	6:59
R	23	SERGEI KRIVOKRASOV	26	2	3	5	2-36	0	0	0	0	51	3.9	16.5	12:07
D	28	NICLAS HAVELID	52	1	2	3	13-40	0	0	0	0	45	2.2	21.3	17:00
L	29	*TIMO PARSSINEN	17	0	3	3	0-2	0	0	0	0	16	.0	14.7	11:44
D	5	VITALY VISHNEVSKI	74	0	3	3	10-60	0	0	0	0	54	.0	22.3	17:35
L	25	KEVIN SAWYER	57	1	1	2	4-221	0	0	0	0	29	3.4	8.8	5:47
D	36	DREW BANNISTER	1	0	0	0	0-0	0	0	0	0	1	.0	19.0	13:19
D	4	ANTTI-JUSSI NIEMI	1	0	0	0	1-0	0	0	0	0	0	.0	14.0	9:53
G	30	*ILYA BRYZGALOV	1	0	0	0	0-0	0	0	0	0	0	.0	2.0	32:02
D	37	ARIS BRIMANIS	5	0	0	0	1-9	0	0	0	0	2	.0	13.4	9:31
G	31	STEVE SHIELDS	33	0	0	0	0-4	0	0	0	0	0	.0	3.4	53:51
G	35	J GIGUERE	53	0	0	0	0-28	0	0	0	0	0	.0	3.8	58:53
<b>RNK SW# GOALTENDER</b>															
	30	*ILYA BRYZGALOV	1	32	1.88		0-0-0	0	0	1	12	.917	0	0	0
5	35	J GIGUERE	53	3127	2.13		20-25-6	3	4	111	1384	.920	0	0	28
29	31	STEVE SHIELDS	33	1777	2.67		9-20-2	4	0	79	850	.907	0	0	4

### ANA GOALTENDING TOTALS

82 4976 2.39 29-45-8 7 5 198 2253 .912

STEVE SHIELDS and J GIGUERE shared a shutout vs. CGY on Dec 8, 2001

\* Rookie

## 2000-01 FINAL STATISTICS

POS	NO.	PLAYER	GP	G	A	PTS	+/-	PIM	PP	SH	GW	GT	SH	%	SHFT	TOI
L	9	PAUL KARIYA	66	33	34	67	9-20	18	3	3	0	230	14.3	24.8	23:01	
D	10	OLEG TVERDOVSKY	82	14	39	53	11-32	8	0	3	2	188	7.4	28.4	24:24	
L	11	JEFF FRIESEN (SJ)	64	12	24	36	7+56	2	0	1	0	120	10.0			
		(ANA)	15	2	10	12	2-10	2	0	0	0	29	6.9			
		(TOTAL)	79	14	34	48	5-66	4	0	1	0	149	9.4	25.7	21:27	
L	16	MARTY McINNIS	75	20	22	42	21-40	10	0	0	0	136	14.7	23.5	18:29	
C	17	MATT CULLEN	82	10	30	40	23-38	4	0	1	0	159	6.3	23.5	18:14	
C	15	TONY HRKAC	80	13	25	38	0-29	0	0	1	0	88	14.8	17.2	13:46	
L	12	MIKE LECLERC	54	15	20	35	1-26	3	0	3	2	130	11.5	22.8	17:35	
C	13	GERMAN TITOV	71	9	11	20	21-61	1	0	0	0	78	11.5	20.5	15:53	
L	18	*PETR TENKRAT	46	5	9	14	11-16	0	0	2	1	79	6.3	16.7	12:48	
D	28	NICLAS HAVELID	47	4	10	14	6-34	2	0	1	0	69	5.8	27.8	21:51	
R	19	JIM CUMMINS	79	5	6	11	11-167	0	0	1	0	45	11.1	10.1	7:14	
D	25	MIKE CROWLEY	39	1	10	11	16-20	0	0	1	0	45	2.2	23.2	17:21	
D	5	VITALY VISHNEVSKI	76	1	10	11	1-99	0	0	0	0	49	2.0	25.5	19:13	
D	27	PASCAL TREPANIER	57	6	4	10	12-73	3	0	0	1	86	7.0	22.2	16:47	
L	21	DAN BYLSMA	82	1	9	10	12-22	0	0	0	0	50	2.0	16.4	11:44	
C	26	*SAMUEL PAHLSSON														
		(BOS)	17	1	1	2	5-6	0	0	0	0	13	7.7			
		(ANA)	59	3	4	7	9-13	1	1	1	0	46	6.5			
		(TOTAL)	76	4	5	9	14-20	1	1	1	0	59	6.8	19.6	14:13	
C	20	STEVE RUCCHIN	16	3	5	8	5-0	2	0	0	0	19	15.8	23.3	18:47	
D	7	PAVEL TRNKA	59	1	7	8	12-42	0	0	0	0	59	1.7	26.8	20:06	
C	32	*MARC CHOUINARD	44	3	4	7	5-12	0	0	1	0	26	11.5	12.4	7:49	
D	24	RUSLAN SALEI	50	1	5	6	14-70	0	0	0	0	73	1.4	27.0	20:39	
C	22	JONAS RONNQUIST	38	0	4	4	7-14	0	0	0	0	30	.0	14.7	10:37	
C	14	ANTTI AALTO	12	1	1	2	1-2	0	0	0	0	18	5.6	15.3	10:36	
D	40	*ANTTI-JUSSI NIEMI	28	1	1	2	6-22	0	0	0	0	18	5.6	22.6	15:56	
G	35	J GIGUERE	34	0	2	2	0-8	0	0	0	0	0	.0	3.6	59:44	
C	11	*ANDY McDONALD	16	1	0	1	0-6	0	0	0	0	21	4.8	15.3	11:10	
L	46	KEVIN SAWYER	9	0	1	1	1-27	0	0	0	0	6	.0	10.1	6:30	
L	37	*BOB WREN	1	0	0	0	1-0	0	0	0	0	0	.0	15.0	11:41	
G	1	*GREGG NAUMENKO	2	0	0	0	0-2	0	0	0	0	0	.0	2.0	35:03	

# YEAR-BY-YEAR FINAL STATISTICS

## 2000-01 FINAL STATISTICS (CONTINUED)

RNK	SW#	GOALTENDER	GPI	MINS	AVG	W-L-T	EN	SO	GA	SA	SV%	G	A	PIM
28	35	J GIGUERE	34	2031	2.57	11-17-5	3	4	87	976	.911	0	2	8
40	30	DOMINIC ROUSSEL	13	653	2.85	2-5-2	2	0	31	295	.895	0	0	0
43	31	GUY HEBERT	41	2215	3.12	12-23-4	0	2	115	1112	.897	0	0	0
1		*GREGG NAUMENKO	2	70	6.00	0-1-0	0	0	7	29	.759	0	0	2
<b>ANA GOALTENDING TOTALS</b>			<b>82</b>	<b>4995</b>	<b>2.94</b>	<b>25-46-11</b>	<b>5</b>	<b>6</b>	<b>245</b>	<b>2417</b>	<b>.899</b>	<b>0</b>	<b>2</b>	<b>10</b>

## 1999-00 FINAL STATISTICS

POS	NO.	PLAYER	GP	G	A	PTS	+/-	PIM	PP	SH	GW	GT	S	PCTG
LW	9	PAUL KARIYA	74	42	44	86	+22	24	11	3	3	0	324	13.0
RW	8	TEEMU SELANNE	79	33	52	85	6	12	8	0	6	2	236	14.0
C	20	STEVE RUCCHIN	71	19	38	57	9	16	10	0	2	2	131	14.5
D	10	OLEG TVERDOVSKY	82	15	36	51	5	30	5	0	5	0	153	9.8
C	11	KIP MILLER (PIT)	44	4	15	19	-1	10	0	0	1	0	50	8.0
		(ANA)	30	6	17	23	1	4	2	0	1	0	32	18.8
		(TOTAL)	74	10	32	42	0	14	2	0	2	0	82	12.2
C	17	MATT CULLEN	80	13	26	39	5	24	1	0	1	0	137	9.5
D	2	FREDRIK OLAUSSON	70	15	19	34	-13	28	8	0	1	1	120	12.5
C	22	JORGEN JONSSON (NYI)	68	11	17	28	-6	16	1	2	0	0	95	11.6
		(ANA)	13	1	2	3	-2	0	0	0	1	0	21	4.8
		(TOTAL)	81	12	19	31	-8	16	1	2	1	0	116	10.3
L	21	TED DONATO	81	11	19	30	-3	26	2	0	3	0	138	8.0
L	16	MARTY McINNIS	62	10	18	28	-4	26	2	1	2	0	129	7.8
R	29	LADISLAV KOHN*	77	5	16	21	-17	27	1	0	1	1	123	4.1
L	12	MIKE LECLERC	69	8	11	19	-15	70	0	0	2	0	105	7.6
R	19	JEFF NIELSEN	79	8	10	18	4	14	1	0	0	0	113	7.1
C	14	ANTTI AALTO	63	7	11	18	-13	26	1	0	1	0	102	6.9
D	7	PAVEL TRNKA	57	2	15	17	12	34	0	0	0	1	54	3.7
C	15	TONY HRKAC	67	4	9	13	-3	8	1	0	0	0	39	10.3
D	24	RUSLAN SALEI	71	5	5	10	3	94	1	0	0	0	116	4.3
D	28	NICLAS HAVELID	50	2	7	9	0	20	0	0	2	0	70	2.9
D	5	KEVIN HALLER	67	3	5	8	-8	61	0	0	2	0	50	6.0
RW	33	ED WARD (ATL)	44	5	1	6	-5	44	0	2	0	0	51	9.8
		(ANA)	8	1	0	1	-2	15	0	0	0	0	5	20.0
		(TOTAL)	52	6	1	7	-7	59	0	2	0	0	56	10.7
D	27	PASCAL TREPANIER	37	0	4	4	2	54	0	0	0	0	33	0.0
LW	32	STU GRIMSON	50	1	2	3	0	116	0	0	0	0	14	7.1
D	23	JASON MARSHALL	55	0	3	3	-10	88	0	0	0	0	41	0.0
D	6	VITALY VISHNEVSKI*	31	1	1	2	0	26	1	0	0	0	17	5.9
G	31	GUY HEBERT	68	0	2	2	0	2	0	0	0	0	0	0.0
LW	18	MAXIM BALMOCHNYKH*	6	0	1	1	2	2	0	0	0	0	6	0.0
LW	26	JEREMY STEVENSON	3	0	0	0	-1	7	0	0	0	0	2	0.0
RW	25	FRANK BANHAM*	3	0	0	0	0	2	0	0	0	0	4	0.0
G	30	DOMINIC ROUSSEL	20	0	0	0	0	6	0	0	0	0	0	0.0
<b>NO. GOALTENDER</b>			<b>GP</b>	<b>MIN</b>	<b>GAA</b>	<b>W-L-T</b>	<b>EN</b>	<b>SO</b>	<b>GA</b>	<b>SHOTS</b>	<b>SV%</b>	<b>G</b>	<b>A</b>	<b>PIM</b>
31		GUY HEBERT	68	3976	2.51	28-31-9	8	4	166	1805	.908	0	2	2
30		DOMINIC ROUSSEL	20	988	3.16	6-5-3	1	1	52	445	.883	0	0	6
<b>TEAM TOTALS</b>			<b>82</b>	<b>4992</b>	<b>2.73</b>	<b>34-36-12</b>	<b>9</b>	<b>5</b>	<b>227</b>	<b>2259</b>	<b>.900</b>	<b>0</b>	<b>2</b>	<b>8</b>

\* Rookie

## 1998-99 FINAL STATISTICS

POS	NO.	PLAYER	GP	G	A	PTS	+/-	PIM	PP	SH	GW	GT	S	PCTG
RW	8	TEEMU SELANNE	75	47	60	107	18	30	25	0	7	1	281	16.7
LW	9	PAUL KARIYA	82	39	62	101	17	40	11	2	4	0	429	9.1
C	20	STEVE RUCCHIN	69	23	39	62	11	22	5	1	5	1	145	15.9
D	2	FREDRIK OLAUSSON	74	16	40	56	17	30	10	0	2	0	121	13.2
LW	16	MARTY McINNIS (CGY)	6	1	1	2	-1	6	0	0	0	0	7	14.3
		(ANA)	75	18	34	52	-14	36	11	1	5	0	139	12.9
		(TOTAL)	81	19	35	54	-15	42	11	1	5	0	146	13.0
RW	17	TOMAS SANDSTROM	58	15	17	32	-5	42	7	0	2	0	107	14.0
C	39	TRAVIS GREEN	79	13	17	30	-7	81	3	1	2	0	165	7.9
C	11	MATT CULLEN	75	11	14	25	-12	47	5	1	1	1	112	9.8
D	24	RUSLAN SALEI	74	2	14	16	1	65	1	0	0	0	123	1.6
C	18	TED DRURY	75	5	6	11	2	83	0	0	0	0	79	6.3
LW	33	JIM MCKENZIE	73	5	4	9	-18	99	1	0	1	0	59	8.5
RW	19	JEFF NIELSEN	80	5	4	9	-12	34	0	0	2	0	94	5.3
C	22	JOHAN DAVIDSSON*	64	3	5	8	-9	14	1	0	1	0	48	6.3
C	14	ANTTI AALTO*	73	3	5	8	-12	24	2	0	0	0	61	4.9
D	23	JASON MARSHALL	72	1	7	8	-5	142	0	0	0	0	63	1.6
D	5	KEVIN HALLER	82	1	6	7	-1	122	0	0	0	0	64	1.6
D	27	PASCAL TREPANIER*	45	2	4	6	0	48	0	0	1	0	49	4.1
D	25	MIKE CROWLEY*	20	2	3	5	-10	16	1	0	1	0	41	4.9



# YEAR-BY-YEAR FINAL STATISTICS

## 1998-99 FINAL STATISTICS (CONTINUED)

D	7	PAVEL TRNKA	63	0	4	4	-6	60	0	0	0	0	50	.0
LW	32	STU GRIMSON	73	3	0	3	0	158	0	0	1	0	10	30.0
D	4	JAMIE PUSHOR	70	1	2	3	-20	112	0	0	0	0	75	1.3
D	21	SCOTT FERGUSON*	2	0	1	1	0	0	0	0	0	0	1	.0
G	31	GUY HEBERT	69	0	1	1	0	0	0	0	0	0	0	.0
C	10	JOSEF MARHA	10	0	1	1	-4	0	0	0	0	0	13	.0
D	34	DANIEL TREBIL	6	0	0	0	-2	0	0	0	0	0	1	.0
LW	12	MIKE LECLERC*	7	0	0	0	-2	4	0	0	0	0	1	.0
G	30	DOMINIC ROUSSEL	18	0	0	0	0	0	0	0	0	0	0	.0
<b>NO. GOALTENDER</b>			<b>GP</b>	<b>MIN</b>	<b>GAA</b>	<b>W-L-T</b>	<b>EN</b>	<b>SO</b>	<b>GA</b>	<b>SHOTS</b>	<b>SV%</b>	<b>G</b>	<b>A</b>	<b>PIM</b>
31	GUY HEBERT	69	4083	2.42	31-29-9	3	6	165	2114	.922	0	1	0	0
30	DOMINIC ROUSSEL	18	884	2.51	4-5-4	1	1	37	478	.923	0	0	0	0
<b>TEAM TOTALS</b>			<b>82</b>	<b>4990</b>	<b>2.48</b>	<b>35-34-13</b>	<b>4</b>	<b>7</b>	<b>206</b>	<b>2596</b>	<b>.921</b>	<b>0</b>	<b>1</b>	<b>0</b>

## 1997-98 FINAL STATISTICS

POS	NO.	PLAYER	GP	G	A	PTS	+/-	PIM	PP	SH	GW	GT	S	PCGTG
RW	8	TEEMU SELANNE	73	52	34	86	12	30	10	1	10	3	268	19.4
C	20	STEVE RUCCHIN	72	17	36	53	8	13	8	1	3	0	131	13.0
C	39	TRAVIS GREEN (NYI)	54	14	12	26	-19	66	8	0	2	1	99	14.1
		(ANA)	22	5	11	16	-10	16	1	0	0	1	4	11.9
		(TOTAL)	76	19	23	42	-29	82	9	0	2	2	141	13.5
D	15	DMITRI MIRONOV	66	6	30	36	-7	115	2	0	1	0	142	4.2
RW	48	SCOTT YOUNG	73	13	20	33	-13	22	4	2	1	0	187	7.0
LW	9	PAUL KARIYA	22	17	14	31	12	23	3	0	2	1	103	16.5
C	45	MATT CULLEN*	61	6	21	27	-4	23	2	0	0	0	75	8.0
C	10	SEAN PRONGER	62	5	15	20	-9	30	1	0	2	0	68	7.4
RW	14	JOE SACCO	55	8	11	19	-1	24	0	2	2	0	90	8.9
C	10	JOSEF MARHA* (COL)	11	2	5	7	0	4	0	0	0	0	10	20.0
		(ANA)	12	7	4	11	4	0	3	0	0	0	21	33.3
		(TOTAL)	23	9	9	18	4	4	3	0	0	0	31	29.0
D	36	J.J. DAIGNEAULT	53	2	15	17	-10	28	1	0	1	0	74	2.7
RW	17	TOMAS SANDSTROM	77	9	8	17	-25	64	2	1	0	1	136	6.6
C	13	TED DRURY	73	6	10	16	-10	82	0	1	0	0	110	5.5
D	24	RUSLAN SALEI	66	5	10	15	7	70	1	0	0	1	104	4.8
D	33	DAVID KARPA	78	1	11	12	-3	217	0	0	0	0	64	1.6
RW	29	FRANK BANHAM*	21	9	2	11	-6	12	1	0	0	2	43	20.9
C	12	KEVIN TODD	27	4	7	11	-5	12	3	0	1	0	30	13.3
LW	16	WARREN RYCHEL	63	5	6	11	-10	198	1	0	0	0	62	8.1
RW	19	JEFF NIELSEN*	32	4	5	9	-1	16	0	0	0	0	36	11.1
C	18	MARK JANSENS	55	4	5	9	-22	116	0	0	1	0	43	9.3
D	23	JASON MARSHALL	72	3	6	9	-8	189	1	0	0	0	68	4.4
D	4	JAMIE PUSHOR (DET)	54	2	5	7	2	71	0	0	0	0	43	4.7
		(ANA)	10	0	2	2	1	10	0	0	0	0	8	.0
		(TOTAL)	64	2	7	9	3	81	0	0	0	0	51	3.9
LW	40	JEREMY STEVENSON*	45	3	5	8	-4	101	0	0	1	0	43	7.0
D	5	DREW BANNISTER												
		(EDM)	34	0	2	2	-7	42	0	0	0	0	27	.0
		(ANA)	27	0	6	6	-2	47	0	0	0	0	23	.0
		(TOTAL)	61	0	8	8	-9	89	0	0	0	0	50	.0
D	7	PAVEL TRNKA*	48	3	4	7	-4	40	1	0	0	1	46	6.5
D	6	DOUG HOUDA (NYI)	31	1	2	3	-6	47	0	0	0	0	15	6.7
		(ANA)	24	1	2	3	-5	52	0	1	0	0	9	11.1
		(TOTAL)	55	2	4	6	-11	99	0	1	0	0	24	8.3
D	38	MIKE CROWLEY*	8	2	2	4	0	8	0	0	1	0	17	11.8
RW	46	J.F. JOMPHE	9	1	3	4	1	8	0	0	0	0	8	12.5
D	29	DARREN VAN IMPE	19	1	3	4	-10	4	0	0	0	0	21	4.8
RW	22	BRENT SEVERYN	37	1	3	4	-3	133	0	0	0	0	27	3.7
C	21	ESPEN KNUTSEN*	19	3	0	3	-10	6	1	0	0	1	21	14.3
RW	52	PETER LeBOUITILLIER*	12	1	1	2	-1	55	0	0	0	0	6	16.7
C	32	RICHARD PARK	15	0	2	2	-3	8	0	0	0	0	14	.0
LW	11	SHAWN ANTOSKI	9	1	0	1	1	18	0	0	0	0	6	16.7
D	34	DAN TREBIL	21	0	1	1	-8	2	0	0	0	0	11	.0
D	2	BOBBY DOLLAS	22	0	1	1	-12	27	0	0	0	0	11	.0
G	35	MIKHAIL SHTALENKOV	40	0	1	1	0	0	0	0	0	0	0	.0
G	31	GUY HEBERT	46	0	1	1	0	4	0	0	0	0	0	.0
LW	42	BARRY NIECKAR	1	0	0	0	0	2	0	0	0	0	0	.0
RW	36	TONY TUZZOLINO*	1	0	0	0	-2	2	0	0	0	0	0	.0
D	37	MARC MORO*	1	0	0	0	0	0	0	0	0	0	0	.0
LW	50	BOB WREN*	3	0	0	0	0	0	0	0	0	0	4	.0
C	44	ANTTI AALTO*	3	0	0	0	-1	0	0	0	0	0	1	.0
G	67	TOM ASKEY*	7	0	0	0	0	0	0	0	0	0	0	.0
LW	27	MIKE LECLERC*	7	0	0	0	-6	6	0	0	0	0	11	.0

# YEAR-BY-YEAR FINAL STATISTICS

## 1997-98 FINAL STATISTICS (CONTINUED)

NO.	GOALTENDER	GP	MIN	GAA	W-L-T	EN	SO	GA	SHOTS	SV%	G	A	PIM
67	TOM ASKEY*	7	273	2.64	0-1-2	2	0	12	113	.894	0	0	0
31	GUY HEBERT	46	2660	2.93	13-24-6	4	3	130	1339	.903	0	1	4
35	M. SHTALENKOV	40	2049	3.22	13-18-5	3	1	110	1031	.893	0	1	0
<b>TEAM TOTALS</b>		<b>82</b>	<b>5007</b>	<b>3.13</b>	<b>26-43-13</b>	<b>9</b>	<b>4</b>	<b>261</b>	<b>2492</b>	<b>.895</b>	<b>0</b>	<b>2</b>	<b>4</b>

\* = Rookie

## 1996-97 FINAL STATISTICS

POS	NO.	PLAYER	GP	G	A	PTS	+/-	PIM	PP	SH	GW	GT	S	PCTG
RW	8	TEEMU SELANNE	78	51	58	109	28	34	11	1	8	2	273	18.7
LW	9	PAUL KARIYA	69	44	55	99	36	6	15	3	10	0	340	12.9
C	20	STEVE RUCCHIN	79	19	48	67	26	24	6	1	2	1	153	12.4
D	15	DMITRI MIRONOV (PIT)	15	1	5	6	-4	24	0	0	1	0	19	5.3
		(ANA)	62	12	34	46	20	77	3	1	1	0	158	7.6
		(TOTAL)	77	13	39	52	16	101	3	1	2	0	177	7.3
C	17	JARI KURRI	82	13	22	35	-13	12	3	0	3	0	109	11.9
LW	23	BRIAN BELLOWS (TB)	7	1	2	3	-4	0	0	0	0	0	17	5.9
		(ANA)	62	15	13	28	-11	22	8	0	1	0	151	9.9
		(TOTAL)	69	16	15	31	-15	22	8	0	1	0	168	9.5
C	12	KEVIN TODD	65	9	21	30	-7	44	0	0	1	0	95	9.5
RW	14	JOE SACCO	77	12	17	29	1	35	1	1	2	0	131	9.2
D	36	J.J. DAIGNEAULT (PIT)	53	3	14	17	-5	36	0	0	1	0	49	6.1
		(ANA)	13	2	9	11	5	22	0	0	0	0	13	15.4
		(TOTAL)	66	5	23	28	0	58	0	0	1	0	62	8.1
D	29	DARREN VAN IMPE*	74	4	19	23	3	90	2	0	0	0	107	3.7
RW	46	JEAN-FRANCOIS JOMPHE	64	7	14	21	-9	53	0	1	0	0	81	8.6
C	13	TED DRURY	73	9	9	18	-9	54	1	0	2	1	114	7.9
D	2	BOBBY DOLLAS	79	4	14	18	17	55	1	0	1	1	96	4.2
LW	16	WARREN RYCHEL	70	10	7	17	6	218	1	1	1	0	59	16.9
C	54	SEAN PRONGER*	39	7	7	14	6	20	1	0	1	1	43	16.3
LW	18	GARRY VALK	53	7	7	14	-2	53	0	0	1	0	68	10.3
D	33	DAVE KARPA	69	2	11	13	11	210	0	0	1	0	90	2.2
RW	10	ROMAN OKSIUTA	28	6	7	13	-12	22	2	0	0	1	48	12.5
LW	22	KEN BAUMGARTNER	67	0	11	11	0	182	0	0	0	0	20	.0
D	4	FREDRIK OLAUSSON	20	2	9	11	-5	8	1	0	0	0	35	5.7
D	28	JASON MARSHALL	73	1	9	10	6	140	0	0	0	0	34	2.9
C	24	MARK JANSENS (HFD)	54	2	4	6	-10	90	0	0	0	0	30	6.7
		(ANA)	12	0	2	2	-3	47	0	0	0	0	9	.0
		(TOTAL)	66	2	6	8	-13	137	0	0	0	0	39	5.1
C	32	ALEX HICKS	18	2	6	8	1	14	0	0	0	0	21	9.5
D	34	DAN TREBIL*	29	3	3	6	5	23	0	0	0	0	30	10.0
LW	27	MIKE LECLERC*	5	1	1	2	2	0	0	0	1	0	3	33.3
C	32	RICHARD PARK (PIT)	1	0	0	0	-1	0	0	0	0	0	1	.0
		(ANA)	11	1	1	2	0	10	0	0	0	0	9	11.1
		(TOTAL)	12	1	1	2	-1	10	0	0	0	0	10	10.0
RW	11	VALERI KARPOV	9	1	0	1	-2	16	0	0	0	0	4	25.0
RW	52	PETER LEBOUTILLIER*	23	1	0	1	0	121	0	0	0	0	5	20.0
D	26	NIKOLAI TSULYGIN*	22	0	1	1	-5	8	0	0	0	0	10	.0
D	5	RUSLAN SALEI*	30	0	1	1	-8	37	0	0	0	0	14	.0
G	31	GUY HEBERT	67	0	1	1	0	4	0	0	0	0	0	.0
LW	19	SHAWN ANTOSKI (PIT)	13	0	0	0	0	49	0	0	0	0	3	.0
		(ANA)	2	0	0	0	1	2	0	0	0	0	0	.0
		(TOTAL)	15	0	0	0	1	51	0	0	0	0	3	.0
LW	40	JEREMY STEVENSON*	5	0	0	0	-1	14	0	0	0	0	1	.0
LW	42	BARRY NIECKAR	2	0	0	0	0	5	0	0	0	0	0	.0
RW	39	FRANK BANHAM*	3	0	0	0	-2	0	0	0	0	0	1	.0
RW	51	CRAIG REICHERT*	3	0	0	0	-2	0	0	0	0	0	3	.0
D	25	ADRIAN PLAVSIC	6	0	0	0	-5	2	0	0	0	0	3	.0
G	35	MIKHAIL SHTALENKOV	24	0	0	0	0	4	0	0	0	0	0	.0
G	1	MICHAEL O'NEILL	1	0	0	0	0	0	0	0	0	0	0	.0

\* = Rookie

NO.	GOALTENDER	GP	MIN	GAA	W-L-T	EN	SO	GA	SHOTS	SV%	G	A	PIM
31	GUY HEBERT	67	3863	2.67	29-25-12	2	4	172	2133	.919	0	1	4
35	M. SHTALENKOV	24	1079	2.89	7-8-1	4	2	52	539	.904	0	0	4
1	MICHAEL O'NEILL	1	31	5.81	0-0-0	0	0	3	10	.700	0	0	0
<b>TOTALS</b>		<b>82</b>	<b>4994</b>	<b>2.80</b>	<b>36-33-13</b>	<b>6</b>	<b>6</b>	<b>233</b>	<b>2688</b>	<b>.913</b>	<b>0</b>	<b>1</b>	<b>8</b>

## 1995-96 FINAL STATISTICS

POS	NO.	PLAYER	GP	G	A	PTS	+/-	PIM	PP	SH	GW	GT	S	PCTG
LW	9	PAUL KARIYA	82	50	58	108	9	20	20	3	9	0	349	14.3
RW	8	TEEMU SELANNE (WPG)	51	24	48	72	3	18	6	1	4	0	163	14.7
		(ANA)	28	16	20	36	2	4	3	0	1	0	104	15.4
		(TOTAL)	79	40	68	108	5	22	9	1	5	0	267	15.0
RW	28	ROMAN OKSIUTA (VAN)	56	16	23	39	2	42	5	0	1	0	92	17.4

# YEAR-BY-YEAR FINAL STATISTICS

## 1995-96 FINAL STATISTICS (CONTINUED)

(ANA)	14	7	5	12	2	18	6	0	0	0	27	25.9	
	(TOTAL)	70	23	28	51	4	60	11	0	1	0	119	19.3
C	20 STEVE RUCCHIN	64	19	25	44	3	12	8	1	4	0	113	16.8
LW	25 TODD KRYGIER	60	9	28	37	-9	70	2	1	0	1	153	5.9
C	26 MIKE SILLINGER	62	13	21	34	-20	32	7	0	2	0	143	9.1
D	2 BOBBY DOLLAS	82	8	22	30	9	64	0	1	1	0	117	6.8
RW	14 JOE SACCO	76	13	14	27	1	40	1	2	2	1	132	9.8
C	93 ANATOLI SEMENOV (PHI)	44	3	13	16	3	14	0	0	2	0	55	5.5
	(ANA)	12	1	9	10	-4	10	0	0	0	0	24	4.2
	(TOTAL)	56	4	22	26	-1	24	0	0	2	0	79	5.1
C	22 SHAUN VAN ALLEN	49	8	17	25	13	41	0	0	2	0	78	10.3
LW	18 GARRY WALK	79	12	12	24	8	125	1	1	2	0	108	11.1
D	3 JASON YORK	79	3	21	24	-7	88	0	0	0	0	106	2.8
D	4 FREDRIK OLAUSSON												
	(EDM)	20	0	6	6	-14	14	0	0	0	0	20	.0
	(ANA)	36	2	16	18	7	24	1	0	0	0	63	3.2
	(TOTAL)	56	2	22	24	-7	38	1	0	0	0	83	2.4
D	10 OLEG TVERDOVSKY	51	7	15	22	0	35	2	0	0	0	84	8.3
C	32 ALEX HICKS	64	10	11	21	11	37	0	0	2	1	83	12.0
D	17 DAVE KARPA	72	3	16	19	-3	270	0	1	1	0	62	4.8
RW	21 PATRIK CARNBACK	34	6	12	18	3	34	1	0	0	0	54	11.1
LW	11 VALERI KARPOV	37	9	8	17	-1	10	0	0	1	0	42	21.4
RW	16 PETER DOURIS	31	8	7	15	-3	9	2	0	3	0	45	17.8
LW	12 DAVID SACCO*	23	4	10	14	1	18	2	0	0	0	26	15.4
RW	46 J.F. JOMPHE*	31	2	12	14	7	39	2	0	0	0	46	4.3
C	19 BOB CORKUM	48	5	7	12	0	26	0	0	1	0	88	5.7
C	8 CHAD KILGER*	45	5	7	12	-2	22	0	0	1	0	38	13.2
LW	42 DENNY LAMBERT*	33	0	8	8	-2	55	0	0	0	0	28	.0
RW	36 TODD EWEN	53	4	3	7	-5	285	0	0	1	0	52	7.7
LW	24 KEN BAUMGARTNER												
	(TOR)	60	2	3	5	-5	152	0	0	1	0	27	7.4
	(ANA)	12	0	1	1	0	41	0	0	0	0	5	.0
	(TOTAL)	72	2	4	6	-5	193	0	0	1	0	32	6.3
C	21 JIM CAMPBELL*	16	2	3	5	0	36	1	0	0	0	25	8.0
D	7 MILOS HOLAN	16	2	2	4	-12	24	0	0	0	0	47	4.3
D	29 RANDY LADOUCEUR	63	1	3	4	5	47	0	0	0	0	48	2.1
D	5 ROBERT DIRK	44	1	2	3	8	42	0	0	0	0	20	5.0
D	48 DARREN VAN IMPE*	16	1	2	3	8	14	0	0	1	0	13	7.7
RW	24 STEVEN KING	7	2	0	2	-1	15	1	0	1	0	5	40.0
G	35 M. SHTALENKOV	30	0	2	2	0	2	0	0	0	0	0	.0
C	15 VIACHESLAV BUTSAYEV	7	1	0	1	-4	0	0	0	0	0	9	11.1
RW	28 DWAYNE NORRIS*	3	0	1	1	0	2	0	0	0	0	3	.6
LW	40 JEREMY STEVENSON*	3	0	1	1	1	12	0	0	0	0	1	.0
C	54 SEAN PRONGER*	7	0	1	1	0	6	0	0	0	0	3	.0
D	23 JASON MARSHALL*	24	0	1	1	3	42	0	0	0	0	9	.0
C	27 JOHN LILLEY	1	0	0	0	-1	0	0	0	0	0	0	.0
D	6 DON MCSWEEN	4	0	0	0	0	4	0	0	0	0	1	.0
D	44 OLEG MIKULCHIK	8	0	0	0	-2	4	0	0	0	0	0	.0
G	31 GUY HEBERT	59	0	0	0	0	6	0	0	0	0	0	.0

NO.	GOALTENDER	GP	MIN	GAA	W-L-T	EN	SO	GA	SHOTS	SV%	G	A	PIM
31	GUY HEBERT	59	3326	2.83	28-23-5	3	4	157	1820	.914	0	0	6
35	M. SHTALENKOV	30	1637	3.12	7-16-3	2	0	85	814	.896	0	2	2
<b>TOTALS</b>		<b>82</b>	<b>4982</b>	<b>2.97</b>	<b>35-39-8</b>	<b>5</b>	<b>4</b>	<b>247</b>	<b>2639</b>	<b>.906</b>	<b>0</b>	<b>2</b>	<b>8</b>

## 1994-95 FINAL STATISTICS

POS	NO.	PLAYER	GP	G	A	PTS	+/-	PIM	PP	SH	GW	GT	S	PCTG
LW	9	PAUL KARIYA*	47	18	21	39	-17	4	7	1	3	1	134	13.4
C	22	SHAUN VAN ALLEN	45	8	21	29	-4	32	1	1	1	0	68	11.8
C	47	STEPHAN LEBEAU	38	8	16	24	6	12	1	0	2	0	70	11.4
LW	25	TODD KRYGIER	35	11	11	22	1	10	1	0	1	0	90	12.2
RW	16	PETER DOURIS	46	10	11	21	4	12	0	0	4	0	69	14.5
RW	21	PATRIK CARNBACK	41	6	15	21	-8	32	0	0	0	0	58	10.3
D	2	BOBBY DOLLAS	45	7	13	20	-3	12	3	1	1	0	70	10.0
C	19	BOB CORKUM	44	10	9	19	-7	25	0	0	1	1	100	10.0
RW	14	JOE SACCO	41	10	8	18	-8	23	2	0	0	0	77	13.0
C	20	STEVE RUCCHIN*	43	6	11	17	7	23	0	0	1	0	59	10.2
RW	26	MIKE SILLINGER (DET)	13	2	6	8	3	2	0	0	0	0	11	10.0
		(ANA)	15	2	5	7	1	6	2	0	0	0	28	7.1
		(TOTAL)	28	4	11	15	4	8	2	0	0	0	39	10.3
D	10	OLEG TVERDOVSKY*	36	3	9	12	-6	14	1	1	0	0	26	11.5
LW	11	VALERI KARPOV*	30	4	7	11	-4	6	0	0	0	0	48	8.3
D	3	JASON YORK* (DET)	10	1	2	3	0	2	0	0	0	0	6	16.7
		(ANA)	15	0	8	8	4	12	0	0	0	0	22	.0
		(TOTAL)	25	1	10	11	4	14	0	0	0	0	28	3.6

# YEAR-BY-YEAR FINAL STATISTICS

## 1994-95 FINAL STATISTICS (CONTINUED)

D	7	MILOS HOLAN*	25	2	8	10	4	14	1	0	1	0	93	2.2
LW	18	GARRY VALK	36	3	6	9	-4	34	0	0	0	0	53	5.7
D	24	TOM KURVERS	22	4	3	7	-13	6	1	0	1	0	44	9.1
C	19	ANATOLI SEMENOV	15	3	4	7	-10	4	2	0	0	0	33	9.1
D	29	RANDY LADOUCEUR	44	2	4	6	2	36	0	0	0	0	42	4.8
D	15	DAVE KARPA (QUE)	2	0	0	0	-1	0	0	0	0	0	1	.0
		(ANA)	26	1	5	6	0	91	0	0	0	0	32	3.1
		(TOTAL)	28	1	5	6	-1	91	0	0	0	0	33	3.0
C	27	JOHN LILLEY*	9	2	2	4	2	5	1	0	0	0	10	20.0
D	4	DAVID WILLIAMS	21	2	2	4	-5	26	0	0	0	1	30	6.7
LW	42	DENNY LAMBERT*	13	1	3	4	3	4	0	0	0	0	14	7.1
D	5	ROBERT DIRK	38	1	3	4	-3	56	0	0	0	0	15	6.7
LW	8	TIM SWEENEY	13	1	1	2	-3	2	0	0	0	0	11	9.1
LW	12	DAVID SACCO*	8	0	2	2	-3	0	0	0	0	0	5	.0
D	3	MARK FERNER	14	0	1	1	-4	6	0	0	0	0	15	.0
LW	32	STU GRIMSON	31	0	1	1	-7	110	0	0	0	0	14	.0
D	48	DARREN VAN IMPE*	1	0	1	1	0	4	0	0	0	0	0	.0
D	23	JASON MARSHALL*	1	0	0	0	-2	0	0	0	0	0	1	.0
D	6	DON MCSWEEN	2	0	0	0	0	0	0	0	0	0	1	.0
G	35	M. SHTALENKOV	18	0	0	0	0	2	0	0	0	0	0	.0
RW	36	TODD EWEN	24	0	0	0	-2	93	0	0	0	0	14	.0
G	31	GUY HEBERT	39	0	0	0	0	2	0	0	0	0	0	.0

\* = Rookie

NO.	GOALTENDER	GP	MIN	GAA	W-L-T	EN	SO	GA	SHOTS	SV%	G	A	PIM
31	GUY HEBERT	39	2092	3.13	12-20-4	4	2	109	1132	.904	0	0	2
35	M. SHTALENKOV	18	810	3.63	4-7-1	2	0	49	448	.891	0	0	2
<b>TOTALS</b>		<b>48</b>	<b>2913</b>	<b>3.38</b>	<b>16-27-5</b>	<b>6</b>	<b>2</b>	<b>164</b>	<b>1586</b>	<b>.897</b>	<b>0</b>	<b>0</b>	<b>4</b>

## 1993-94 FINAL STATISTICS

POS	NO.	PLAYER	GP	G	A	PTS	+/-	PIM	PP	SH	GW	GT	S	PCTG
R	25	TERRY YAKE	82	21	31	52	2	44	5	0	2	0	188	11.2
C	20	BOB CORKUM	76	23	28	51	4	18	3	3	0	1	180	12.8
L	18	GARRY VALK	78	18	27	45	8	100	4	1	5	0	165	10.9
L	8	TIM SWEENEY	78	16	27	43	3	49	6	1	2	0	114	14.0
D	23	BILL HOULDER	80	14	25	39	-18	40	3	0	3	0	187	7.5
R	14	JOE SACCO	84	19	18	37	-11	61	3	1	2	1	206	9.2
L	16	PETER DOURIS	74	12	22	34	-5	21	1	0	1	0	142	8.5
C	22	SHAUN VAN ALLEN	80	8	25	33	0	64	2	2	1	0	104	7.7
C	19	ANATOLI SEMENOV	49	11	19	30	-4	12	4	0	2	0	103	10.7
D	6	SEAN HILL	68	7	20	27	-12	78	2	1	1	0	165	4.2
C	47	STEPHAN LEBEAU (MTL)	34	9	7	16	1	8	4	0	2	1	61	14.8
		(ANA)	22	6	4	10	-5	14	2	0	1	0	37	16.2
		(TOTAL)	56	15	11	26	4	22	6	0	3	1	98	15.3
C	21	PATRIK CARNBACK*	73	12	11	23	-8	54	3	0	2	0	81	14.8
D	2	BOBBY DOLLAS	77	9	11	20	20	55	1	0	1	0	121	7.4
D	4	DAVID WILLIAMS	56	5	15	20	8	42	2	0	0	0	74	6.8
L	24	TROY LONEY	62	13	6	19	-5	88	6	0	1	0	93	14.0
R	36	TODD EWEN	76	9	9	18	-7	272	0	0	2	0	59	15.3
D	39	DON MCSWEEN*	32	3	9	12	4	39	1	0	2	0	43	7.0
R	17	STEVEN KING	36	8	3	11	-7	44	3	0	1	0	50	16.0
D	29	RANDY LADOUCEUR	81	1	9	10	7	74	0	0	0	0	66	1.5
C	10	JARROD SKALDE*	20	5	4	9	-3	10	2	0	2	0	25	20.0
D	3	MARK FERNER	50	3	5	8	-16	30	0	0	0	0	44	6.8
R	48	JOHN LILLEY*	13	1	6	7	1	8	0	0	1	0	20	5.0
L	32	STU GRIMSON	77	1	5	6	-6	199	0	0	0	0	34	2.9
D	44	MYLES O'CONNOR	5	0	1	1	0	6	0	0	0	0	7	.0
C	26	ROBIN BAWA	12	0	1	1	-3	7	0	0	0	0	1	.0
C	45	SCOTT MCKAY*	1	0	0	0	0	0	0	0	0	0	1	.0
L	27	LONNIE LOACH	3	0	0	0	-2	2	0	0	0	0	8	.0
D	34	ANATOLI FEDOTOV*	3	0	0	0	-1	0	0	0	0	0	1	.0
L	43	MAXIM BETS*	3	0	0	0	-3	0	0	0	0	0	1	.0
R	33	JIM THOMSON	6	0	0	0	0	5	0	0	0	0	1	.0
G	35	MIKHAIL SHTALENKOV	10	0	0	0	0	0	0	0	0	0	0	.0
G	1	RON TUGNUTT	28	0	0	0	0	2	0	0	0	0	0	.0
G	31	GUY HEBERT	52	0	0	0	0	2	0	0	0	0	0	.0

NO.	GOALTENDER	GP	MIN	GAA	W-L-T	EN	SO	GA	SHOTS	SV%	G	A	PIM
35	MIKHAIL SHTALENKOV*	10	543	2.65	3-4-1	1	0	24	265	.909	0	0	0
31	GUY HEBERT	52	2991	2.83	20-27-3	5	2	141	1513	.907	0	0	2
1	RON TUGNUTT	28	1520	3.00	10-15-1	4	1	76	828	.908	0	0	2
<b>TOTALS</b>		<b>84</b>	<b>5079</b>	<b>2.97</b>	<b>33-46-5</b>	<b>10</b>	<b>3</b>	<b>251</b>	<b>2616</b>	<b>.904</b>	<b>0</b>	<b>0</b>	<b>4</b>

\* = Rookie



# DUCKS FIRSTS

## FIRST GAME

Oct. 8, 1993 vs. the Detroit Red Wings at Honda Center

**Result:** Detroit 7, Anaheim 2

**Attendance:** 17,320 (sellout)

**Coaches:** Head Coach Ron Wilson, Asst. Coaches Al Sims & Tim Army

## STARTING LINE-UP:

Goaltender - Guy Hebert

Defenseman - Alexei Kasatonov

Defenseman - Randy Ladouceur

Center - Anatoli Semenov

Left Wing - Troy Loney

Right Wing - Terry Yake



DUCKS FIRST-EVER REGULAR SEASON GAME  
AT HONDA CENTER

**First Goal:** Sean Hill (Second period, 4:13 - power play)

**First Assists:** Bill Houlder & Terry Yake

**First Penalty:** Sean Hill, holding (First period, 11:31)

**First Shot:** Sean Hill (First period, 7:50)

**First Victory:** Oct. 13, 1993 over Edmonton, 4-3, at the Arrowhead Pond, Ron Tugnutt in goal

**First Tie:** Oct. 15, 1993 vs. Boston, 1-1, at the Arrowhead Pond, Ron Tugnutt in goal

**First Road Win:** Oct. 19, 1993 @ N.Y. Rangers, 4-2, at Madison Square Garden, Guy Hebert in goal (first-ever road game)

**First Road Tie:** Jan. 18, 1994 @ Toronto, 3-3, at Maple Leaf Gardens, Guy Hebert in goal

**First Overtime Game:** Oct. 10, 1993 vs. N.Y. Islanders, 4-3 loss, Ron Tugnutt in goal

**First Overtime Win:** Dec. 12, 1993 over St. Louis, 2-1, at the Arrowhead Pond, Jarrod Skalde - game winner

**First Shutout:** Dec. 15, 1993 @ Toronto, 1-0, Guy Hebert in goal (stopped all 38 shots)

**First Hat Trick:** Oct. 19, 1993 @ N.Y. Rangers (4-2 win) by Terry Yake (3-1=4)

**First Hat Trick Against:** Apr. 11, 1995 @ Vancouver (5-0 loss) by Pavel Bure (3-0=3)

**First Shorthanded Goal:** Dec. 15, 1993 @ Toronto (1-0 win) by Tim Sweeney (6:15 third period, game winner)

**First Power Play Goal:** Oct. 8, 1993 vs. Detroit (7-2 loss) by Sean Hill (4:13 of the second period)

**First Game-Winning Goal:** Oct. 13, 1993 vs. Edmonton (4-3 win) by Bill Houlder (7:14 of the second period)

**First Game-Tying Goal:** Jan. 19, 1994 @ Detroit (4-4 tie) by Bob Corkum (12:05 of the second period)

**First Empty-Net Goal:** Nov. 9, 1993 vs. Dallas in Phoenix (4-2 win) by Bob Corkum (19:31 of the third period)

**First 40+ Saves Game:** Nov. 19, 1993 @ Vancouver (6-3 win) by Ron Tugnutt (44 saves)

**First 40+ Shots Game:** Dec. 5, 1993 vs. Tampa Bay (4-2 loss), 41 shots

**First 20+ Saves Period:** April 8, 1994 @ Edmonton (3-1 win) by Guy Hebert - stopped all 20 shots in the second

**First 20+ Shots Period:** Jan. 1, 1994 @ Florida (4-2 loss), 26 shots in the third period

**First 20-Goal Scorer:** Bob Corkum (reached 20 goals on Feb. 16, 1994 vs. Philadelphia)

**First 30-Goal Scorer:** Paul Kariya (reached 30 goals on Feb. 11, 1996 @ New Jersey)

**First 40-Goal Scorer:** Paul Kariya (reached 40 goals on Mar. 10, 1996 vs. Los Angeles)

**First 50-Goal Scorer:** Paul Kariya (reached 50 goals on Apr. 14, 1996 vs. Winnipeg)

**First 50-Point Scorer:** Bob Corkum (reached 50 points on Mar. 13, 1994 vs. Ottawa)

**First 100-Point Scorer:** Paul Kariya (reached 100 points on Apr. 7, 1996 @ San Jose)

**First Entry Draft Pick:** Paul Kariya, fourth overall in the 1993 NHL Entry Draft

**First Trade:** Acquired Todd Ewen & Patrik Carnback from Montreal in exchange for a 1994 third round Entry Draft Pick on Aug. 10, 1993

**First Playoff Game:** Apr. 16, 1997 vs. Phoenix (4-2 win)

**First Playoff Goal:** Teemu Selanne

**First Playoff Series Win:** 4 games to 3 over Phoenix, 1997 1st Round

**First Team Captain:** LW Troy Loney, 1993-94

**First Player in All-Star Game:** D Alexei Kasatonov, 1993-94

**First 1st Team NHL All-Star Selection:** Paul Kariya, 1995-96

**First NHL Award Winner:** Paul Kariya, 1995-96 Lady Byng Trophy

# MAJOR TRANSACTIONS IN DUCKS HISTORY

## MAJOR ANNOUNCEMENTS/BUSINESS TRANSACTIONS/FRONT OFFICE SIGNINGS

- Dec. 10, 1992 The National Hockey League announces that **The Walt Disney Company** has been awarded a conditional expansion franchise to begin play in the 1993-94 season.
- Mar. 1, 1993 **Tony Tavares** is named President of Anaheim Sports, Inc. The new NHL team is officially named the Mighty Ducks of Anaheim. **Michael Eisner**, Disney's Chairman and Chief Executive Officer, will act as Governor of the NHL team.
- Mar. 15, 1993 Announced that the Mighty Ducks will play in the new arena in Anaheim, now known as the Arrowhead Pond of Anaheim.
- Mar. 23, 1993 Named **Jack Ferreira** Vice President/General Manager and **Pierre Gauthier** Assistant General Manager.
- May 18, 1993 Named **Kevin Gilmore** Director of Hockey Operations.
- June 30, 1993 Named **Ron Wilson** Head Coach.
- July 7, 1993 Named **David McNab** Director of Player Personnel.
- July 19, 1993 Named **Al Sims** and **Tim Army** Assistant Coaches.
- May 15, 1995 Announced an affiliation agreement with the Baltimore Bandits (AHL). Named **Pierre Gauthier** General Manager of Baltimore and **Walt Kyle** Head Coach.
- Aug. 24, 1995 Named **Paddy Jarit** Head Athletic Trainer/Physical Therapist.
- Sept. 20, 1995 Announced affiliation agreement with the Raleigh IceCaps (ECHL).
- Dec. 11, 1995 Announced Assistant General Manager **Pierre Gauthier** has accepted the position of General Manager for the Ottawa Senators.
- Dec. 12, 1995 Named **David McNab** Assistant General Manager.
- June 6, 1996 Announced Assistant Coach **Al Sims** was leaving the club to become Head Coach of the San Jose Sharks.
- July 8, 1996 Named **Walt Kyle** Assistant Coach.
- July 11, 1996 Named **Alain Chainey** Chief Amateur Scout and **Paul Fenton** Chief Professional Scout.
- July 24, 1996 Named **Moe Mantha** Head Coach of the Baltimore Bandits (AHL).
- July 31, 1996 Announced 1996-97 working agreements with the **IHL's Ft. Wayne Komets** and **Long Beach Ice Dogs**.
- Oct. 14, 1996 Named **Francois Allaire** Goaltending Consultant.
- May 1, 1997 Signed a three-year working agreement with the Cincinnati Mighty Ducks (AHL).
- May 20, 1997 Announced that Head Coach **Ron Wilson's** contract was not being renewed. Also announced that Assistant Coach **Tim Army's** contract was not being renewed.
- July 14, 1997 Announced that Anaheim Sports, Inc. has entered into a letter of intent regarding a five-year agreement with KRLA Radio (1110 AM) to broadcast Mighty Ducks games.
- July 17, 1997 Named **Don Hay** Assistant Coach.
- July 31, 1997 Named **Greg Smith** Head Athletic Trainer.
- Aug. 9, 1997 Named **Pierre Pagé** Head Coach.
- May 28, 1998 Announced that **Walt Kyle** and **Don Hay** have been relieved of their duties as assistant coaches and have been offered different positions in the organization.
- June 15, 1998 Announced that Head Coach **Pierre Pagé** has been relieved of his duties.
- July 13, 1998 Announced 10-year agreement with Fox Sports West 2 to televise Mighty Ducks hockey.
- July 16, 1998 Named **Pierre Gauthier** President.
- July 16, 1998 Agreed to a multi-year radio agreement with XTRA Sports (690 AM) to serve as the club's flagship station.
- July 17, 1998 Established working agreement with the Huntington Blizzard (ECHL).
- July 21, 1998 Named **Craig Hartsburg** Head Coach.
- Aug. 6, 1998 Announced that **Pierre Gauthier** has also assumed the duties of general manager.
- Aug. 10, 1998 Named **Jack Ferreira** Vice President of Hockey Operations.
- Aug. 12, 1998 Named **Newell Brown** Assistant Coach.
- Aug. 18, 1998 Named **George Burnett** Assistant Coach.
- Aug. 21, 1998 Named **Lucien DeBlois** Professional Scout.
- Dec. 2, 1998 Announced a multi-year extension on the working agreement between the club and the Cincinnati Mighty Ducks (AHL).
- Aug. 4, 1999 Named **Chris Phillips** as Head Trainer.
- Jan. 13, 2000 Named **Bob Murray** as a scouting consultant.
- Apr. 11, 2000 Announced that Cincinnati Mighty Ducks (AHL) Head Coach **Moe Mantha** was not being offered a new contract.
- May 5, 2000 Announced that Assistant Coach **George Burnett** was leaving the organization to become the General Manager/Head Coach of the Oshawa Generals of the Ontario Hockey League.
- May 17, 2000 Announced that Head Coach **Craig Hartsburg** agreed to a two-year contract extension.
- June 29, 2000 Named **Guy Charron** Assistant Coach.
- July 11, 2000 Named **Mike Babcock** Head Coach of the Cincinnati Mighty Ducks (AHL).
- July 11, 2000 Named **Terry Simpson** Assistant Coach. Announced that Assistant Coach **Newell Brown** was leaving the organization to accept a job as associate coach with the Columbus Blue Jackets.
- Sept. 7, 2000 Announced that **Jack Ferreira** was leaving the organization to become the director of player personnel with the Atlanta Thrashers.
- Sept. 19, 2000 Announced that **Neil Smith** would act as a consultant to President/GM **Pierre Gauthier**.

# MAJOR TRANSACTIONS IN DUCKS HISTORY

Dec. 14, 2000	Named <b>Guy Charron</b> Head Coach.
Dec. 22, 2000	Promoted <b>Terry Simpson</b> to Associate Coach. Named <b>Kelly Miller</b> Assistant Coach.
Jan. 5, 2001	Announced that <b>Tom Watt</b> would serve as a special assignment scout for the team.
Apr. 9, 2001	Announced that <b>Guy Charron</b> would not return as head coach.
May 25, 2001	Named <b>Bryan Murray</b> head coach.
June 20, 2001	Announced that <b>Guy Charron</b> would return to the club as an assistant coach.
July 24, 2001	Named <b>Tom Watt</b> Assistant Coach.
Aug. 22, 2001	Named <b>Floyd Smith</b> professional Scout.
Apr. 19, 2002	Announced that President/General Manager <b>Pierre Gauthier</b> was being relieved of his duties.
Apr. 23, 2002	Named <b>Douglas Moss</b> Senior Vice President of Business Operations.
Apr. 29, 2002	Announced a multi-year extension of an affiliation agreement with the Cincinnati Mighty Ducks (AHL).
May 2, 2002	Named <b>Bryan Murray</b> Senior Vice President and General Manager.
May 22, 2002	Named <b>Mike Babcock</b> Head Coach.
June 22, 2002	Named <b>Chuck Fletcher</b> Director of Hockey Operations.
July 11, 2002	Named <b>Lorne Henning</b> and <b>Paul MacLean</b> Assistant Coaches.
July 19, 2002	Named <b>Brad Shaw</b> Head Coach of the Cincinnati Mighty Ducks (AHL).
Aug. 19, 2002	Named <b>Tim Murray</b> Player Personnel Director, <b>Wayne Meier</b> Amateur Scout, <b>Todd Hearty</b> Amateur Scout, <b>Tom Watt</b> Player Development Consultant, <b>Greg Carvel</b> Video/Scouting Coordinator and <b>Sean Skahan</b> Strength and Conditioning Coach.
Oct. 11, 2002	Named <b>Guy Hebert</b> to the newly created position of Alumni Association Director.
Apr. 7, 2003	Named <b>Al Coates</b> Senior Vice President of Business Operations.
Aug. 15, 2003	Extended the contracts of Head Coach <b>Mike Babcock</b> , Assistant Coaches <b>Lorne Henning</b> and <b>Paul MacLean</b> , as well as Goaltending Consultant <b>Francois Allaire</b> . In addition, the club promoted Video/Scouting Coordinator <b>Greg Carvel</b> to Assistant Coach. All five signed one-year extensions.
Aug. 15, 2003	Named <b>Brent Flahr</b> Amateur and Professional Scout. Named <b>Jeff Crisp</b> and <b>Pavel Routa</b> Amateur Scouts.
May 25, 2004	Announced affiliation agreement extension with the Cincinnati Mighty Ducks (AHL).
June 8, 2004	Named <b>Al Coates</b> Interim General Manager, replacing Senior Vice President/General Manager <b>Bryan Murray</b> , who accepted the head coaching position with the Ottawa Senators.
Sept. 14, 2004	Announced extension of affiliation agreement with the San Diego Gulls (ECHL).
Sept. 27, 2004	Named <b>Dan Bylsma</b> Assistant Coach of the Cincinnati Mighty Ducks (AHL).
Sept. 29, 2004	Extended deal with Mighty 1090 AM (two years) as the club's radio flagship station.
May 16, 2005	Announced the end of affiliation agreement with the Cincinnati Mighty Ducks (AHL).
May 23, 2005	Announced five-year affiliation agreement with the Portland Pirates (AHL).
Feb. 25, 2005	<b>Henry</b> and <b>Susan Samueli</b> reach an agreement to buy the Mighty Ducks of Anaheim from the Walt Disney Company.
June 20, 2005	<b>Henry</b> and <b>Susan Samueli</b> officially assume ownership of the Mighty Ducks of Anaheim.
June 20, 2005	<b>Henry</b> and <b>Susan Samueli</b> name <b>Michael Shulman</b> Chief Executive Officer, <b>Brian Burke</b> Executive Vice President/General Manager, <b>Tim Ryan</b> Executive Vice President and Chief Operating Officer, <b>Bob Wagner</b> Senior Vice President and Chief Marketing Officer and <b>Mike O'Donnell</b> as Senior Vice President and General Manager of the Arrowhead Pond.
July 6, 2005	Named <b>Steve Obert</b> Vice President of Sales and Marketing.
July 14, 2005	Named <b>Bob Murray</b> Senior Vice President of Hockey Operations.
July 18, 2005	Named <b>Kevin Dineen</b> Head Coach of the Portland Pirates (AHL).
July 20, 2005	Named <b>Rick Paterson</b> Director of Professional Scouting.
Aug. 1, 2005	Named <b>Randy Carlyle</b> Head Coach.
Aug. 10, 2005	Named <b>Dave Farrish</b> Assistant Coach.
Aug. 17, 2005	Named <b>Newell Brown</b> Assistant Coach.
Oct. 3, 2005	Named D <b>Scott Niedermayer</b> captain.
June 22, 2006	Officially changed the franchise name to <b>Anaheim Ducks</b> and unveiled new team colors and logo.
July 11, 2006	Changed weekday game start times to 7:05 p.m.
Aug. 3, 2006	Reached an agreement with AM 830 on flagship partnership.
Dec. 5, 2006	Reached a multi-year contract extension with FSN Prime Ticket through the 2013-14 season.
June 13, 2007	Signed Head Coach <b>Randy Carlyle</b> to a one-year contract extension.
Sept. 4, 2007	Reached a multi-year contract extension with KDOC.
Sept. 12, 2007	Reached a multi-year contract extension with AM 830.
Sept. 28, 2007	Named D <b>Chris Pronger</b> captain.
May 21, 2008	Signed affiliation agreement with the Bakersfield Condors (ECHL).
June 3, 2008	Signed multi-year affiliation agreement with the Iowa Chops (AHL).
June 20, 2008	Named <b>Dave Nonis</b> Senior Advisor of Hockey Operations.
June 24, 2008	Named Chief Executive Officer <b>Michael Schulman</b> Club Governor.
July 23, 2008	Signed Head Coach <b>Randy Carlyle</b> to a two-year contract extension.
Aug. 19, 2008	Named <b>Gord Dineen</b> Head Coach of the Iowa Chops (AHL).
Oct. 7, 2008	Named D <b>Scott Niedermayer</b> captain.
Nov. 12, 2008	Named <b>Bob Murray</b> Executive Vice President/General Manager. Named <b>Brian Burke</b> Special Consultant to CEO <b>Michael Schulman</b> .
Nov. 18, 2008	Named <b>David McNab</b> Senior Vice President of Hockey Operations.
July 28, 2009	Named <b>Pete Peeters</b> Goaltending Consultant.
Oct. 2, 2009	Named D <b>Scott Niedermayer</b> team captain and centers <b>Saku Koivu</b> and <b>Ryan Getzlaf</b> alternate captains.
Mar. 25, 2010	Signed multi-year affiliation agreement with the Syracuse Crunch (AHL).

# MAJOR TRANSACTIONS IN DUCKS HISTORY

May 20, 2010	Named <b>Aaron Teats</b> Vice President of Multi-Media & Community Development.
May 21, 2010	Named <b>Mark Holick</b> Head Coach of the Syracuse Crunch (AHL).
June 14, 2010	Named <b>Mike Stapleton</b> Assistant Coach of the Syracuse Crunch (AHL).
June 24, 2010	Named <b>Mike Foligno</b> Assistant Coach.
June 29, 2010	Named <b>Bob Ferguson</b> Assistant General Manager of the Syracuse Crunch (AHL).
July 27, 2010	Signed affiliation agreement with the Elmira Jackals (ECHL).
Oct. 3, 2010	Named <b>C Ryan Getzlaf</b> team captain and right wing <b>Teemu Selanne</b> and center <b>Saku Koivu</b> alternate captains.
Dec. 14, 2010	Signed Head Coach <b>Randy Carlyle</b> to a one-year contract extension. Signed Senior Vice President of Hockey Operations <b>David McNab</b> to a one-year contract extension.
Feb. 25, 2011	Signed Executive Vice President/General Manager <b>Bob Murray</b> to a four-year contract extension.
June 22, 2011	RW <b>Corey Perry</b> named winner of 2010-11 Hart Memorial Trophy.
July 12, 2011	Named <b>Brad Lauer</b> and <b>Marty Wilford</b> assistant coaches of Syracuse (AHL).
Aug. 8, 2011	Signed Head Coach <b>Randy Carlyle</b> to a three-year contract extension.

## PLAYER TRANSACTIONS/SIGNINGS/RELEASES

June 24, 1993	Selected 24 players from other NHL clubs in the 1993 NHL Expansion Draft
June 26, 1993	Selected 12 prospects in the 1993 NHL Entry Draft, including LW <b>Paul Kariya</b> with the fourth overall pick.
July 22, 1993	Signed LW <b>Peter Douris</b> , D <b>Myles O'Connor</b> and C <b>Shaun Van Allen</b> to free agent contracts.
July 30, 1993	Signed D <b>Scott Chartier</b> to a free agent contract.
Aug. 2, 1993	Signed C <b>Scott McKay</b> & D <b>Mark DeSantis</b> to free agent contracts.
Aug. 16, 1993	Signed LW <b>Denny Lambert</b> to a free agent contract.
Oct. 3, 1993	Selected LW <b>Garry Valk</b> from Vancouver in the 1993 NHL Waiver Draft.
Jan. 12, 1994	Signed D <b>Don McSween</b> to a one-year contract.
Jan. 25, 1994	Signed LW <b>Dean Ewen</b> to a one-year contract.
Jan. 28, 1994	Signed LW <b>Mike Maneluk</b> to a multi-year contract.
Mar. 9, 1994	Signed RW <b>John Lilley</b> to a multi-year contract.
Mar. 31, 1994	Signed <b>Maxim Bets</b> to a multi-year contract.
June 28, 1994	Selected <b>Steve Rucchin</b> with the second overall pick in the 1994 NHL Supplemental Draft. Selected 10 prospects in the 1994 NHL Entry Draft.
July 11, 1994	Signed D <b>Nikolai Tsulygin</b> & RW <b>Valeri Karpov</b> to multi-year contracts.
Aug. 15, 1994	Signed D <b>Oleg Tverдовsky</b> to a multi-year contract.
Sept. 1, 1994	Signed 1993 first round Entry Draft pick <b>Paul Kariya</b> to a multi-year contract.
Sept. 2, 1994	Signed free agent RW <b>Brian Sullivan</b> to a contract.
Sept. 2, 1994	Signed 1994 11th round Entry Draft pick <b>Jeremy Stevenson</b> to a multi-year contract.
Sept. 2, 1994	Signed D <b>Darren Van Impe</b> to a contract.
Sept. 17, 1994	Signed D <b>Randy Ladouceur</b> , D <b>Don McSween</b> , G <b>John Tanner</b> , LW <b>Denny Lambert</b> , LW <b>Dean Ewen</b> , and C <b>Shaun Van Allen</b> to multi-year contracts.
Jan. 18, 1995	Signed C <b>Steve Rucchin</b> to a multi-year contract.
Feb. 7, 1995	Signed C <b>Patrik Carnback</b> to a multi-year contract.
Feb. 14, 1995	Signed C <b>Sean Pronger</b> to a multi-year contract.
Feb. 15, 1995	Signed G <b>Bill Horn</b> to a contract.
Apr. 9, 1995	Released C/LW <b>Tim Sweeney</b> .
Apr. 28, 1995	Signed D <b>Brian Corcoran</b> to a multi-year contract.
May 31, 1995	Agreed to terms with C <b>Jarrold Skalde</b> on a one-year contract.
June 7, 1995	Signed C/RW <b>Shaun Van Allen</b> to a three-year contract.
July 7, 1995	Signed D <b>Pavel Trnka</b> to a multi-year contract.
July 8, 1995	Selected seven players in the 1995 NHL Entry Draft (Edmonton), including C <b>Chad Kilger</b> with the fourth overall pick.
July 24, 1995	Signed C <b>Bob Corkum</b> and LW <b>Todd Krygier</b> to multi-year contracts.
July 28, 1995	Agreed to terms with LW <b>Denny Lambert</b> , D <b>Oleg Mikulchik</b> , RW <b>Igor Nikulin</b> & <b>Mike O'Neill</b> and LW <b>Garry Valk</b> on multi-year contracts.
Aug. 1, 1995	Agreed to terms with RW <b>Joe Sacco</b> and D <b>Jason Marshall</b> on multi-year contracts.
Aug. 3, 1995	Agreed to terms with D <b>Alain Deeks</b> and G <b>Byron Penstock</b> on multi-year contracts.
Aug. 9, 1995	Agreed to terms with D <b>Bobby Dollas</b> on a multi-year contract.
Aug. 17, 1995	Agreed to terms with G <b>Mikhail Shtalenkov</b> on a multi-year contract.
Aug. 23, 1995	Signed free agent C/LW <b>Alex Hicks</b> to a multi-year contract.
Sept. 1, 1995	Agreed to terms with G <b>Guy Hebert</b> on a multi-year contract.
Sept. 7, 1995	Agreed to terms with RW <b>Todd Ewen</b> on a one-year contract.
Oct. 20, 1995	Signed C <b>Viacheslav Butsayev</b> to a free agent contract.
Nov. 3, 1995	Signed RW <b>Dwayne Norris</b> to a free agent contract.
Jan. 16, 1996	Claimed D <b>Fredrik Olausson</b> off of waivers from the Edmonton Oilers.
Jan. 22, 1996	Signed free agent RW <b>Frank Banham</b> to a multi-year contract.
Mar. 13, 1996	Signed D <b>Fredrik Olausson</b> to a two-year contract.
May 23, 1996	Signed D <b>Dan Trebil</b> to a two-year entry level contract.
May 30, 1996	Signed D <b>Byron Briske</b> to a three-year entry level contract.
June 22, 1996	Selected seven players in the 1996 NHL Entry Draft (St. Louis), including D <b>Ruslan Salei</b> with the ninth overall pick.
July 23, 1996	Signed free agent LW <b>Warren Rychel</b> to a three-year contract.

# MAJOR TRANSACTIONS IN DUCKS HISTORY

July 31, 1996	Agreed to terms with LW <b>Mike Leclerc</b> to an entry-level contract.
Aug. 8, 1996	Agreed to terms with D <b>Jason Marshall</b> on a three-year contract.
Aug. 14, 1996	Signed free agent C/RW <b>Jari Kurri</b> to a one-year contract with a club option year.
Aug. 15, 1996	Signed D <b>Ruslan Salei</b> to a three-year entry-level contract.
Aug. 20, 1996	Signed C <b>Joe Day</b> to a one-year contract.
Aug. 27, 1996	Signed D <b>Adrien Plavsic</b> to a one-year contract.
Sept. 11, 1996	Signed RW <b>Roman Oksiuta</b> to a two-year contract.
Sept. 13, 1996	Signed C <b>J.F. Jomphe</b> to a one-year contract.
Sept. 27, 1996	Signed D <b>David Karpa</b> to a one-year contract.
Oct. 2, 1996	Signed RW <b>Barry Nieckar</b> to a one-year contract.
Oct. 23, 1996	Signed LW <b>Bob Wren</b> to a one-year contract.
Apr. 4, 1997	Signed centers <b>Marc Chouinard</b> and <b>Matt Cullen</b> to entry-level contracts.
May 30, 1997	Agreed to terms with D <b>Marc Moro</b> on a three-year entry level contract.
June 21, 1997	Selected eight players in the 1997 NHL Entry Draft (Pittsburgh), including C <b>Mikael Holmqvist</b> with the 18th overall pick.
June 25, 1997	Signed C <b>Antti Aalto</b> , G <b>Chris Mason</b> and D <b>Lloyd Shaw</b> to entry level contracts.
July 15, 1997	Agreed to terms with C <b>Espen Knutsen</b> on a one-year contract with a club option year.
July 31, 1997	Signed D <b>J.J. Daigneault</b> to a three-year contract.
Aug. 1, 1997	Signed free agent RW <b>Tomas Sandstrom</b> to a two-year contract.
Aug. 4, 1997	Re-signed C <b>Ted Drury</b> , RW <b>Craig Reichert</b> , LW <b>Jeremy Stevenson</b> and LW <b>Bob Wren</b> to two-year contracts.
Sept. 9, 1997	Re-signed C <b>J.F. Jomphe</b> and C <b>Richard Park</b> to one-year contracts.
Sept. 16, 1997	Re-signed C <b>Sean Pronger</b> to a one-year contract.
Sept. 28, 1997	Selected LW/D <b>Brent Severyn</b> from the Colorado Avalanche in the 1997 NHL Waiver Draft.
Nov. 26, 1997	Boston Bruins claim D <b>Darren Van Impe</b> off NHL waivers from Anaheim.
Dec. 11, 1997	Signed LW <b>Paul Kariya</b> to a two-year contract.
Apr. 2, 1998	Re-signed RW <b>Teemu Selanne</b> to a two-year contract extension through 2001-2002.
May 7, 1998	Claimed LW <b>Eric LeCompte</b> of NHL waivers from Chicago.
May 27, 1998	Exercised the club's option on RW <b>Jeff Nielsen</b> for the 1998-99 season.
June 27, 1998	Selected eight players in the 1998 NHL Entry Draft (Buffalo), including D <b>Vitaly Vishnevski</b> with the fifth overall pick.
July 13, 1998	Signed C <b>Johan Davidsson</b> to a two-year contract.
July 14, 1998	Signed D <b>Terran Sandwith</b> to a one-year contract with an additional year at the club's option.
July 22, 1998	Signed D <b>Scott Ferguson</b> and G <b>Jamie Ram</b> each to one-year contracts with an additional year at the club's option.
July 29, 1998	Signed LW <b>Jay Legault</b> to a three-year entry level contract.
Aug. 7, 1998	Signed LW <b>Jim McKenzie</b> to a two-year contract.
Aug. 10, 1998	Signed RW <b>Peter LeBoutillier</b> to a two-year contract and LW <b>Eric LeCompte</b> to a one-year contract.
Aug. 27, 1998	Signed G <b>Patrick Lalime</b> to a one-year contract with an additional year at the club's option.
Aug. 28, 1998	Signed free agent D <b>Fredrik Olausson</b> to a two-year contract.
Aug. 31, 1998	Signed D <b>Dan Trebil</b> to a one-year contract with an additional year at the club's option.
Sept. 1, 1998	Signed C <b>Steve Rucchin</b> to a four-year contract.
Sept. 16, 1998	Signed D <b>Pavel Trnka</b> to a one-year contract.
Oct. 5, 1998	Selected D <b>Pascal Trepanier</b> in the 1998 NHL Waiver Draft from Colorado.
Feb. 3, 1999	Agreed to terms with D <b>Pascal Trepanier</b> on a multi-year contract extension.
Feb. 4, 1999	Agreed to terms with G <b>Guy Hebert</b> on a multi-year contract extension.
Mar. 31, 1999	Agreed to terms with G <b>Gregg Naumenko</b> on a multi-year contract.
Apr. 27, 1999	Signed LW <b>Maxim Balmochnykh</b> to an entry-level contract.
June 26, 1999	Selected seven prospects in the 1999 NHL Entry Draft, including D <b>Jordan Leopold</b> from Minnesota with the club's first pick in the second round.
June 29, 1999	Agreed to terms with C <b>Torrey DiRoberto</b> on an entry-level contract.
June 29, 1999	Agreed to terms with LW <b>Ted Donato</b> on a one-year contract.
June 30, 1999	Agreed to terms with LW <b>Paul Kariya</b> on a three-year contract.
July 1, 1999	Agreed to terms with C/LW <b>Ted Drury</b> and RW <b>Jeff Nielsen</b> on multi-year contracts.
July 9, 1999	Agreed to terms with G <b>Dominic Roussel</b> on a multi-year contract.
July 13, 1999	Agreed to terms with D <b>Vitaly Vishnevski</b> on an entry-level contract.
July 15, 1999	Agreed to terms with D <b>Niclas Havelid</b> on a one-year contract with an additional year at the club's option.
July 28, 1999	Agreed to terms with D <b>Oleg Tverdovsky</b> on a one-year contract.
July 29, 1999	Agreed to terms with C <b>Antti Aalto</b> , LW <b>Mike Leclerc</b> , and LW <b>Jeremy Stevenson</b> on one-year contracts.
July 30, 1999	Agreed to terms with RW <b>Frank Banham</b> on a one-year contract and C <b>Bob Wren</b> on a one-year contract with an additional year at the club's option.
Aug. 10, 1999	Agreed to terms with D <b>Jason Marshall</b> on a two-year contract.
Aug. 27, 1999	Agreed to terms with D <b>Pavel Trnka</b> on a three-year contract.
Sept. 4, 1999	Agreed to terms with G <b>Tom Askey</b> on a one-year contract with an additional year at the club's option.
Sept. 4, 1999	Agreed to terms with D <b>Ruslan Salei</b> on a three-year contract.
Sept. 27, 1999	Selected D <b>Ladislav Benysek</b> from the Edmonton Oilers in the 1999 NHL Waiver Draft.



# MAJOR TRANSACTIONS IN DUCKS HISTORY

Oct. 1, 1999	Agreed to terms with free-agent RW <b>Chad Wagner</b> .
Jan. 20, 2000	Washington Capitals claim LW <b>Jim McKenzie</b> off NHL waivers from Anaheim.
Apr. 3, 2000	Agreed to terms with free-agent C <b>Andy McDonald</b> of Colgate University.
May 1, 2000	Agreed to terms with RW <b>Petr Tenkrat</b> on a multi-year contract.
June 2, 2000	Agreed to terms with D <b>Antti-Jussi Niemi</b> on a two-year contract.
June 13, 2000	Agreed to terms with C <b>Jarrett Smith</b> on a multi-year contract.
June 24-25, 2000	Selected five players at the 2000 NHL Entry Draft (Calgary), including <b>Alexei Smirnov</b> with the 12 <sup>th</sup> overall pick.
July 1, 2000	Agreed to terms with free agent C <b>German Titov</b> on a multi-year contract.
July 5, 2000	Agreed to terms with free agent RW <b>Jim Cummins</b> on a one-year contract with an additional year at the club's option.
July 6, 2000	Agreed to terms with D <b>Peter Podhradsky</b> on a three-year contract.
July 13, 2000	Agreed to terms on contracts with RW <b>Dan Bylsma</b> , D <b>Dean Malkoc</b> & LW <b>Kevin Sawyer</b> .
July 14, 2000	Agreed to terms with C <b>Jonas Ronnqvist</b> on a two-year contract.
July 20, 2000	Agreed to terms with D <b>Chris O'Sullivan</b> on a one-year contract.
July 25, 2000	Agreed to terms with LW <b>Marty McInnis</b> on a one-year contract.
July 25, 2000	Agreed to terms with C <b>Marc Chouinard</b> on a one-year contract.
July 27, 2000	Agreed to terms with LW <b>Mike Leclerc</b> on a one-year contract.
July 31, 2000	Agreed to terms with G <b>Jean-Sebastien Giguere</b> on a one-year contract.
Aug. 7, 2000	Agreed to terms with D <b>Patrick Traverse</b> on a one-year contract.
Aug. 11, 2000	Agreed to terms with RW <b>Ladislav Kohn</b> on a one-year contract.
Aug. 16, 2000	Agreed to terms with C <b>Antti Aalto</b> on a one-year contract.
Sept. 5, 2000	Agreed to terms with C <b>Matt Cullen</b> on a one-year contract.
Sept. 15, 2000	Agreed to terms with D <b>Oleg Tverdovsky</b> on a three-year contract.
Dec. 7, 2000	Agreed to terms with D <b>Mike Crowley</b> on a one-year contract with an additional year at the club's option.
Mar. 7, 2001	New York Rangers claim G <b>Guy Hebert</b> off NHL waivers from Anaheim.
Mar. 8, 2001	Agreed to terms with RW <b>Marty McInnis</b> on a three-year contract extension.
June 11, 2001	Exercised one-year contract options on LW <b>Dan Bylsma</b> & RW <b>Jim Cummins</b> .
June 14, 2001	Exercised one-year contract option on G <b>Steve Shields</b> .
June 23-24, 2001	Selected 11 players at the 2001 NHL Entry Draft (Florida), including C/W <b>Stanislav Chistov</b> with the fifth overall selection.
July 3, 2001	Agreed to terms with free agent D <b>Jason York</b> on a three-year contract.
July 12, 2001	Agreed to terms with LW <b>Timo Parssinen</b> on a one-year contract.
July 20, 2001	Agreed to terms with LW <b>Mike Leclerc</b> on a two-year contract.
July 27, 2001	Agreed to terms with free agent D <b>Drew Bannister</b> on a one-year contract.
July 30, 2001	Agreed to terms with C <b>Marc Chouinard</b> on a one-year contract with an additional year at the club's option.
July 31, 2001	Agreed to terms with C <b>Matt Cullen</b> and G <b>Gregg Naumenko</b> on one-year contracts.
Aug. 1, 2001	Agreed to terms with free agent D <b>Aris Brimanis</b> on a one-year contract.
Aug. 14, 2001	Agreed to terms with free agent D <b>Brian White</b> on a one-year contract with an additional year at the club's option.
Aug. 17, 2001	Agreed to terms with G <b>Jean-Sebastien Giguere</b> on a two-year contract.
Aug. 23, 2001	Agreed to terms with LW <b>Jeff Friesen</b> on a two-year contract.
Sept. 4, 2001	Agreed to terms with D <b>Niclas Havelid</b> on a two-year contract.
Dec. 20, 2001	Agreed to terms with RW <b>Dan Bylsma</b> on a two-year contract extension with an additional year at the club's option.
June 6, 2002	Agreed to terms with defensemen <b>Mark Popovic</b> and <b>Kurt Sauer</b> .
June 22-23, 2002	Selected eight players at the 2002 NHL Entry Draft (Toronto), including C/RW <b>Joffrey Lupul</b> with the seventh overall selection.
June 26, 2002	Exercised one-year contract options on C <b>Marc Chouinard</b> & LW <b>Kevin Sawyer</b> .
July 1, 2002	Agreed to terms with C <b>Adam Oates</b> on a one-year contract with an additional year at the club's option.
July 2, 2002	Agreed to terms with D <b>Vitaly Vishnevski</b> on a one-year contract.
July 8, 2002	Agreed to terms with RW <b>Cory Pecker</b> on a three-year entry level contract.
July 12, 2002	Agreed to terms with D <b>Fredrik Olausson</b> on a one-year contract, with an additional year at the club's option.
July 15, 2002	Agreed to terms on contracts with G <b>Martin Gerber</b> (one year with an additional year at the club's option), D <b>Jan Tabacek</b> and C <b>Tony Martensson</b> (both two-year entry level contracts).
July 17, 2002	Agreed to terms with D <b>Todd Reirden</b> and C <b>Jason Krog</b> on two-year entry level contracts.
July 19, 2002	Agreed to terms with D <b>Pavel Trnka</b> on a two-year contract.
July 22, 2002	Agreed to terms with C <b>Samuel Pahlsson</b> and D <b>Chris O'Sullivan</b> on one-year contracts.
July 24, 2002	Agreed to terms with RW <b>Rob Valicevic</b> and G <b>Jean-Francois Damphousse</b> on one-year contracts.
July 31, 2002	Agreed to terms with LW <b>Paul Kariya</b> on a one-year contract.
Aug. 1, 2002	Agreed to terms with C <b>Andy McDonald</b> on a two-year contract.
Aug. 3, 2002	Agreed to terms with C <b>Matt Cullen</b> on a two-year contract.
Aug. 6, 2002	Agreed to terms with D <b>Ruslan Salei</b> on a two-year contract.
Aug. 22, 2002	Agreed to terms on contracts with D <b>Josh DeWolf</b> (one-year), C <b>Brian Gornick</b> (two-year, entry level), C <b>Nick Smith</b> (one-year), LW <b>Francis Belanger</b> (one-year), and LW <b>Cam Severson</b> (one-year).

# MAJOR TRANSACTIONS IN DUCKS HISTORY

Aug. 26, 2002	Agreed to terms with C <b>Steve Rucchin</b> on a four-year contract.
Nov. 13, 2002	Agreed to terms with RW <b>Joffrey Lupul</b> on a three-year entry level contract.
Dec. 26, 2002	Agreed to terms with C <b>Joel Perreault</b> on a three-year entry level contract.
Apr. 1, 2003	Agreed to terms with LW <b>Chris Kunitz</b> on a two-year entry level contract.
Apr. 29, 2003	Agreed to terms with C <b>Michael Holmqvist</b> on a one-year entry level contract.
May 6, 2003	Agreed to terms with RW <b>George Davis</b> on a three-year entry level contract.
May 22, 2003	Agreed to terms with C <b>Pierre Parenteau</b> on a three-year entry level contract.
June 1, 2003	Agreed to terms with C <b>Igor Pohanka</b> and C <b>Joel Stepp</b> on three-year entry level contracts.
June 21-22, 2003	Selected nine players at the 2003 NHL Entry Draft, including C <b>Ryan Getzlaf</b> with the 19th overall selection.
June 26, 2003	Signed D <b>Chris Armstrong</b> to a one-year contract with a second year at the club's option.
July 15, 2003	Agreed to terms with LW <b>Mike Leclerc</b> on a two-year contract, and LW <b>Cam Severson</b> on a one-year contract.
July 17, 2003	Agreed to terms with C <b>Vaclav Prospal</b> on a five-year contract.
July 19, 2003	Agreed to terms with C <b>Sergei Fedorov</b> on a five-year contract.
July 21, 2003	Agreed to terms with C <b>Nick Smith</b> on a one-year contract, and D <b>Sheldon Brookbank</b> on a two-year entry level contract.
July 22, 2003	Agreed to terms with D/LW <b>Lance Ward</b> and C <b>Samuel Pahlsson</b> on two-year contracts.
July 23, 2003	Agreed to terms on a one-year contract with D <b>Vitaly Vishnevski</b> , G <b>Eddie Ferhi</b> on a two-year entry level contract and D <b>Juha Allen</b> on a three-year entry level contract. Also announced it had picked up the one-year contract option on G <b>Martin Gerber</b> .
July 25, 2003	Agreed to terms with D <b>Mike Mottau</b> on a one-year contract, LW <b>Casey Hankinson</b> on a one-year contract and LW <b>Garrett Burnett</b> on a one-year contract.
Aug. 6, 2003	Agreed to terms with D <b>Niclas Havelid</b> on a three-year contract.
Aug. 29, 2003	Signed C <b>Keith Aucoin</b> to a one-year contract.
Sept. 9, 2003	Signed LW <b>Craig Johnson</b> to a one-year contract.
Sept. 10, 2003	Signed G <b>Jean-Sebastien Giguere</b> to a four-year contract.
Sept. 14, 2003	Signed LW <b>Petr Sykora</b> to a three-year contract.
Oct. 3, 2003	Selected D <b>Todd Simpson</b> in the NHL Waiver Draft.
Oct. 8, 2003	Signed D <b>Shane O'Brien</b> to a three-year entry level contract.
Mar. 25, 2004	Agreed to terms with forward <b>Curtis Glencross</b> on a three-year entry level contract.
May 12, 2004	Agreed to terms with forward <b>Dustin Penner</b> on a three-year entry level contract.
June 7, 2004	Agreed to terms with D <b>Aaron Rome</b> on a three-year entry level contract.
June 26-27, 2004	Selected eight players at the 2004 NHL Entry Draft, including D <b>Ladislav Smid</b> with the ninth overall selection.
June 28, 2004	Agreed to terms with C <b>Andy McDonald</b> on a two-year contract.
June 30, 2004	Exercised two-year contract option on D <b>Keith Carney</b> .
July 8, 2004	Agreed to terms with G <b>Ilya Bryzgalov</b> on a one-year contract with an additional year at the club's option.
July 9, 2004	Agreed to terms with LW <b>Garrett Burnett</b> on a one-year contract with an additional year at the club's option.
July 12, 2004	Agreed to terms with D <b>Vitaly Vishnevski</b> on a two-year contract.
July 16, 2004	Agreed to terms with RW <b>Michael Holmqvist</b> on a one-year contract.
July 31, 2004	Agreed to terms with C/RW <b>Rob Niedermayer</b> on a one-year contract.
Aug. 2, 2004	Agreed to terms with D <b>Kurtis Foster</b> on a one-year contract.
Aug. 9, 2004	Signed D <b>Ruslan Salei</b> to a one-year contract as a result of an arbitrator's decision.
Sept. 1, 2004	Signed C <b>Zenon Konopka</b> to a two-year contract.
Sept. 8, 2004	Signed C <b>Tim Brent</b> to a three-year contract.
Sept. 15, 2004	Signed C/RW <b>Ryan Getzlaf</b> and RW <b>Corey Perry</b> to three-year entry level contracts.
July 28, 2005	Exercised option (one year) on G <b>Ilya Bryzgalov</b> and agreed to terms with D <b>Nathan Saunders</b> on a three-year contract.
July 29, 2005	Signed D <b>Sandis Ozolinsh</b> to two-year contract.
July 30, 2005	Selected six players in the NHL Entry Draft, including RW <b>Bobby Ryan</b> with the second overall selection.
Aug. 4, 2005	Signed <b>Rob Niedermayer</b> and <b>Scott Niedermayer</b> to four-year contracts.
Aug. 8, 2005	Signed D <b>Jason Marshall</b> to one-year contract.
Aug. 11, 2005	Signed LW <b>Mike Leclerc</b> and D <b>Joe DiPenta</b> to one-year contracts.
Aug. 12, 2005	Signed LW <b>Travis Moen</b> and LW <b>Chris Kunitz</b> to one-year contracts.
Aug. 15, 2005	Signed D <b>Mark Popovic</b> to one-year contract.
Aug. 19, 2005	Signed RW <b>Shane Hynes</b> to three-year contract.
Aug. 22, 2005	Signed RW <b>Teemu Selanne</b> to one-year contract.
Aug. 24, 2005	Signed C <b>Samuel Pahlsson</b> to two-year contract and D <b>Ladislav Smid</b> to three-year contract.
Aug. 25, 2005	Agreed to terms with RW <b>Craig Adams</b> on one-year contract.
Aug. 26, 2005	Signed D <b>Jordan Smith</b> to three-year contract.
Aug. 30, 2005	Signed D <b>Kent Huskins</b> and C <b>Geoff Peters</b> to one-year contracts.
Sept. 7, 2005	Signed D <b>Ruslan Salei</b> to one-year contract.
Sept. 12, 2005	Signed C <b>Aaron Gavey</b> to one-year contract.
Sept. 14, 2005	Signed D <b>Brett Festerling</b> to a three-year entry-level contract.
Sept. 29, 2005	Signed G <b>Michael Wall</b> to a three-year entry-level contract.
Oct. 18, 2005	Claimed LW <b>Chris Kunitz</b> on waivers from Atlanta and assigned him to Portland (AHL).

# MAJOR TRANSACTIONS IN DUCKS HISTORY

Nov. 21, 2005	Claimed C <b>Todd Marchant</b> on waivers from Columbus.
Nov. 28, 2005	Signed G <b>Nathan Marsters</b> (two year) and C <b>Ryan Shannon</b> (two-year entry level) to contracts.
Mar. 8, 2006	Signed RW <b>Bobby Ryan</b> to a three-year entry-level contract.
Apr. 1, 2006	Signed G <b>David McKee</b> to a two-year entry-level contract.
May 4, 2006	Signed LW <b>Drew Miller</b> to a two-year entry-level contract.
May 31, 2006	Signed LW <b>Bjorn Melin</b> to a one-year entry-level contract.
June 13, 2006	Signed RW <b>Teemu Selanne</b> to a one-year contract.
June 14, 2006	Signed LW <b>Travis Moen</b> to a one-year contract.
June 19, 2006	Signed D <b>Joe DiPenta</b> to a one-year contract.
June 24, 2006	Selected five players at NHL Entry Draft, including D <b>Mark Mitera</b> at 19th overall.
June 30, 2006	Signed C <b>Geoff Peters</b> to a two-year contract.
July 5, 2006	Signed C <b>Andy McDonald</b> to a three-year contract.
July 10, 2006	Signed LW <b>Stanislav Chistov</b> to a two-year contract.
July 11, 2006	Signed RW <b>Colby Genoway</b> and D <b>Clay Wilson</b> to two-year entry-level contracts.
July 12, 2006	Signed C <b>Ryan Carter</b> to a two-year entry-level contract.
July 13, 2006	Signed G <b>Michael Leighton</b> to a one-year contract.
July 14, 2006	Signed RW <b>Shawn Thornton</b> and RW <b>Pierre Parenteau</b> to one-year contracts.
July 20, 2006	Signed LW <b>Chris Kunitz</b> to a two-year contract.
July 27, 2006	Signed D <b>Kent Huskins</b> to a one-year contract and C <b>Petteri Wirtanen</b> to a three-year entry-level contract.
July 27, 2006	Signed D <b>Vitaly Vishnevski</b> to a one-year contract.
Aug. 2, 2006	Signed D <b>Brian Salcido</b> to a three-year entry-level contract.
Aug. 3, 2006	Re-signed D <b>Shane O'Brien</b> to a one-year contract.
Aug. 10, 2006	Signed C <b>Travis Green</b> to a one-year contract.
Aug. 15, 2006	Signed D <b>Ian Moran</b> to a one-year contract.
Aug. 16, 2006	Signed D <b>Francois Beauchemin</b> to a two-year contract extension.
Aug. 28, 2006	Signed D <b>Bruno St. Jacques</b> to a one-year contract.
Sept. 6, 2006	Signed G <b>Ilya Bryzgalov</b> to a two-year contract.
Oct. 7, 2006	Signed C <b>Zenon Konopka</b> to a two-year contract.
Oct. 8, 2006	Signed C <b>Samuel Pahlsson</b> to a two-year contract extension.
Nov. 30, 2006	Signed D <b>Brendan Mikkelson</b> to a three-year entry-level contract.
Dec. 19, 2006	Signed G <b>J.P. Levasseur</b> to a three-year entry-level contract.
Feb. 23, 2007	Signed RW <b>Mike Hoffman</b> to a two-year entry-level contract.
Mar. 16, 2007	Signed LW <b>Bobby Bolt</b> to a three-year entry-level contract.
Mar. 28, 2007	Signed C <b>Ryan Dingle</b> to a two-year entry-level contract.
May 16, 2007	Signed C <b>Andrew Ebbett</b> to a one-year entry level contract.
May 25, 2007	Signed G <b>Jonas Hiller</b> to a one-year entry level contract.
June 12, 2007	Signed LW <b>Travis Moen</b> and RW <b>George Parros</b> to two-year contract extensions.
June 21, 2007	Signed G <b>Jean-Sebastien Giguere</b> to a multi-year contract extension.
June 22-23, 2007	Selected eight players in the 2007 NHL Entry Draft, including C <b>Logan MacMillan</b> at 19th overall.
June 23, 2007	Signed D <b>Sean O'Donnell</b> and D <b>Kent Huskins</b> to two-year contract extensions.
July 1, 2007	Signed D <b>Mathieu Schneider</b> to a two-year contract.
July 2, 2007	Signed RW <b>Todd Bertuzzi</b> to a two-year contract.
July 3, 2007	Signed LW <b>Brad May</b> to a two-year contract.
July 4, 2007	Signed D <b>Maxim Kondratiev</b> to a one-year contract.
July 5, 2007	Signed D <b>Shane Hnidy</b> to a two-year contract.
July 12, 2007	Signed D <b>Joe Callahan</b> to a one-year contract.
July 12, 2007	Signed C <b>Brandon Segal</b> to a two-year contract.
July 16, 2007	Signed D <b>Aaron Rome</b> to a one-year contract.
July 18, 2007	Signed LW <b>Jason King</b> , LW <b>Dan LaCouture</b> and D <b>Brett Skinner</b> to one-year contracts.
Aug. 14, 2007	Signed D <b>Joe DiPenta</b> to a one-year contract.
Aug. 28, 2007	Signed LW <b>Chris Kunitz</b> to a four-year contract extension.
Nov. 20, 2007	Signed C <b>Ryan Getzlaf</b> to a five-year contract extension.
Dec. 10, 2007	Signed D <b>Bruno St. Jacques</b> to a one-year contract.
Jan. 28, 2008	Signed RW <b>Teemu Selanne</b> to a one-year contract.
Apr. 29, 2008	Signed C <b>Ryan Carter</b> to a three-year contract.
Apr. 30, 2008	Signed LW <b>Matt Beleskey</b> , RW <b>Jason Bailey</b> and D <b>John de Gray</b> to three-year entry-level contracts.
June 10, 2008	Acquired a third-round selection in the 2008 NHL Entry Draft from Minnesota in exchange for D <b>Marc-Andre Bergeron</b> .
June 11, 2008	Signed G <b>Jonas Hiller</b> and C <b>Andrew Ebbett</b> to two-year contract extensions.
June 20-21, 2008	Selected 10 players in the 2008 NHL Entry Draft, including D <b>Jake Gardiner</b> at 17th overall.
June 25, 2008	Signed C <b>Brian Sutherby</b> to a one-year contract extension.
July 1, 2008	Signed RW <b>Corey Perry</b> to a five-year contract.
July 2, 2008	Signed D <b>Stu Bickel</b> to a three-year entry-level contract.
July 7, 2008	Signed G <b>David LeNeveu</b> to a one-year contract.
July 8, 2008	Signed C <b>Brendan Morrison</b> to a one-year contract.
July 11, 2008	Signed D <b>Steve Montador</b> to a one-year contract and D <b>Brennan Evans</b> to a two-year contract.
July 15, 2008	Signed C <b>Logan MacMillan</b> to a three-year entry-level contract.

# MAJOR TRANSACTIONS IN DUCKS HISTORY

July 22, 2008	Signed LW <b>Josh Green</b> , C <b>Eric Boguniecki</b> and LW <b>Troy Bodie</b> to one-year contracts, and LW <b>Ryan Donally</b> to a two-year contract.
Aug. 27, 2008	Signed LW <b>Joakim Lindstrom</b> to a one-year contract.
Sept. 19, 2008	Signed LW <b>Drew Miller</b> to a two-year contract.
Sept. 22, 2008	Signed C <b>Maxime Macenauer</b> and D <b>Eric Regan</b> to three-year entry-level contracts.
Oct. 4, 2008	Claimed D <b>Nathan McIver</b> on waivers from Vancouver.
Oct. 7, 2008	Claimed LW <b>Joakim Lindstrom</b> on waivers from Chicago and assigned him to Iowa (AHL).
Oct. 23, 2008	Signed D <b>Bret Hedican</b> to a one-year contract.
Dec. 9, 2008	Signed LW <b>Eric Tangradi</b> to a three-year entry-level contract.
Dec. 30, 2008	Signed LW <b>Matt McCue</b> to a three-year entry-level contract.
Jan. 29, 2009	Signed RW <b>George Parros</b> to a three-year contract extension.
Mar. 30, 2009	Signed D <b>Mark Mitera</b> to a three-year entry-level contract.
Mar. 31, 2009	Signed C <b>MacGregor Sharp</b> to a two-year entry-level contract.
Apr. 7, 2009	Signed RW <b>Dan Sexton</b> to a two-year entry-level contract.
June 8, 2009	Signed RW <b>Mike Brown</b> to a two-year contract extension.
June 26-27, 2009	Selected seven players in the 2009 NHL Entry Draft, including C <b>Peter Holland</b> at 15th overall and C <b>Kyle Palmieri</b> at 26th overall.
June 30, 2009	Signed RW <b>Troy Bodie</b> to a two-year contract extension. Signed C <b>Erik Christensen</b> to a one-year contract extension.
July 1, 2009	Signed D <b>Scott Niedermayer</b> to a one-year contract.
July 6, 2009	Signed D <b>Brian Salcido</b> to a one-year contract.
July 7, 2009	Signed C <b>Todd Marchant</b> to a two-year contract.
July 8, 2009	Signed C <b>Saku Koivu</b> to a one-year contract.
July 9, 2009	Signed D <b>Nick Boynton</b> to a one-year contract.
July 10, 2009	Signed D <b>Steve McCarthy</b> to a one-year contract.
July 13, 2009	Signed D <b>James Wisniewski</b> to a one-year contract.
July 15, 2009	Signed C <b>Nicolas Deschamps</b> to a three-year entry-level contract.
July 29, 2009	Signed C <b>Petteri Nokelainen</b> to a one-year contract extension.
Aug. 20, 2009	Signed D <b>Brett Festerling</b> to a two-year contract.
Sept. 4, 2009	Signed D <b>Steve Eminger</b> to a two-year contract.
Oct. 28, 2009	Signed LW <b>Kyle Calder</b> to a one-year contract.
Jan. 11, 2010	Signed G <b>Marco Cousineau</b> to a three-year entry-level contract.
Jan. 30, 2010	Signed G <b>Jonas Hiller</b> to a four-year contract extension.
Mar. 17, 2010	Signed D <b>Jake Newton</b> to a three-year entry-level contract.
Mar. 21, 2010	Signed C <b>Nick Bonino</b> to a two-year entry-level contract.
Mar. 23, 2010	Signed C <b>Rob Bordson</b> to a two-year entry-level contract.
Mar. 31, 2010	Signed D <b>Mat Clark</b> to a three-year entry-level contract.
Apr. 2, 2010	Signed C <b>Peter Holland</b> to a three-year entry-level contract.
May 6, 2010	Signed LW <b>Josh Brittain</b> to a three-year entry-level contract.
May 28, 2010	Signed LW <b>Brandon McMillan</b> to a three-year entry-level contract.
June 2, 2010	Signed D <b>Sheldon Brookbank</b> to a two-year contract extension.
June 18, 2010	Signed C <b>Kyle Chipchura</b> to a one-year contract extension.
June 25-26, 2010	Selected eight players in the 2010 NHL Entry Draft, including D <b>Cam Fowler</b> at 12th overall and RW <b>Emerson Etem</b> at 29th overall.
June 30, 2010	Signed G <b>Jean-Philippe Levasseur</b> to a one-year contract extension.
July 1, 2010	Signed C <b>Saku Koivu</b> to a two-year contract. Signed D <b>Toni Lydman</b> to a three-year contract.
July 2, 2010	Signed C <b>Trevor Smith</b> to a one-year contract.
July 12, 2010	Signed LW <b>Josh Green</b> to a one-year contract.
July 15, 2010	Signed D <b>Brendan Mikkelsen</b> to a one-year contract.
July 21, 2010	Signed D <b>Danny Syvret</b> to a one-year contract.
July 28, 2010	Signed D <b>Cam Fowler</b> to a three-year entry-level contract.
July 30, 2010	Signed D <b>James Wisniewski</b> to a one-year contract.
Aug. 2, 2010	Signed D <b>Andy Sutton</b> to a two-year contract.
Aug. 3, 2010	Signed RW <b>Kyle Palmieri</b> to a three-year entry-level contract.
Aug. 9, 2010	Signed RW <b>Teemu Selanne</b> to a one-year contract.
Sept. 14, 2010	Signed LW <b>Bobby Ryan</b> to a five-year contract.
Sept. 16, 2010	Signed D <b>Paul Mara</b> to a one-year contract.
Sept. 17, 2010	Signed LW <b>Matt Beleskey</b> to a two-year contract extension.
Oct. 11, 2010	Signed D <b>Andreas Lilja</b> to a one-year contract.
Oct. 12, 2010	Signed G <b>Igor Bobkov</b> to a three-year entry-level contract.
Dec. 29, 2010	Signed RW <b>Devante Smith-Pelly</b> to a three-year entry-level contract.
Feb. 7, 2011	Signed G <b>Ray Emery</b> to a one-year contract.
Mar. 8, 2011	Signed D <b>Luca Sbisa</b> to a four-year contract extension.
Mar. 21, 2011	Signed C <b>Rick Schofield</b> to a one-year entry-level contract.
May 6, 2011	Signed G <b>Iiro Tarkki</b> to a one-year entry-level contract.
May 19, 2011	Signed RW <b>Emerson Etem</b> to a three-year entry-level contract.
May 31, 2011	Signed D <b>Sami Vatanen</b> to a three-year entry-level contract.
June 17, 2011	Signed D <b>Nate Guenin</b> to a two-year contract extension.

# MAJOR TRANSACTIONS IN DUCKS HISTORY

July 2, 2011	Signed RW <b>Andrew Gordon</b> to a two-year contract extension.
July 5, 2011	Signed D <b>Bryan Rodney</b> to a one-year contract.
July 6, 2011	Signed LW <b>Jean-Francois Jacques</b> to a one-year contract.
July 7, 2011	Signed RW <b>Brian McGrattan</b> to a one-year contract.
July 11, 2011	Signed RW <b>Dan Sexton</b> to a two-year contract.
July 12, 2011	Signed G <b>Jeff Deslauriers</b> to a two-year contract.
July 14, 2011	Signed D <b>Matt Smaby</b> to a one-year contract.
July 15, 2011	Signed C <b>Nick Bonino</b> to a one-year contract.
July 16, 2011	Signed LW <b>Patrick Maroon</b> to a one-year contract.
July 18, 2011	Signed D <b>Mathieu Carle</b> to a one-year contract.
July 19, 2011	Signed C <b>Andrew Cogliano</b> to a three-year contract.
July 20, 2011	Signed C <b>Mark Bell</b> to a one-year contract.
Sept. 15, 2011	Signed RW <b>Teemu Selanne</b> to a one-year contract.

## ALL-TIME TRADES IN TEAM HISTORY

---

Aug. 10, 1993	Acquired RW <b>Todd Ewen</b> & C <b>Patrik Carnback</b> from the Montreal Canadiens in exchange for a third round pick in the 1994 NHL Entry Draft in the club's first-ever trade.
Feb. 20, 1994	Acquired C <b>Stephan Lebeau</b> from the Montreal Canadiens in exchange for G <b>Ron Tugnutt</b> .
Feb. 21, 1994	Acquired G <b>John Tanner</b> from the Quebec Nordiques in exchange for a fourth round pick in the 1995 NHL Entry Draft.
Mar. 21, 1994	Acquired LW <b>Maxim Bets</b> & a sixth round pick in the 1995 NHL Entry Draft from the St. Louis Blues in exchange for D <b>Alexei Kasatonov</b> .
June 29, 1994	Acquired the Ottawa Senators' 1994 third round selection in exchange for D <b>Sean Hill</b> . Anaheim then dealt that pick to Tampa Bay in exchange for the Lightning's fourth round pick in the 1995 NHL Entry Draft and a 1994 third round selection (originally Washington's).
June 29, 1994	Acquired D <b>Tom Kurvers</b> from the New York Islanders in exchange for LW <b>Troy Loney</b> .
July 12, 1994	Acquired D <b>Robert Dirk</b> from the Chicago Blackhawks in exchange for a fourth round 1995 NHL Entry Draft Pick originally obtained on June 29, 1994 from Tampa Bay.
Aug. 29, 1994	Acquired D <b>Jason Marshall</b> from the St. Louis Blues in exchange for D <b>Bill Houlder</b> .
Sept. 2, 1994	Acquired the rights to D <b>Darren Van Impe</b> from the New York Islanders in exchange for a conditional 1995 NHL Entry Draft pick.
Sept. 28, 1994	Acquired RW <b>David Sacco</b> from the Toronto Maple Leafs in exchange for RW <b>Terry Yake</b> .
Feb. 2, 1995	Acquired LW <b>Todd Krygier</b> from the Washington Capitals in exchange for a fourth round pick in the 1996 NHL Entry Draft.
Mar. 8, 1995	Acquired D <b>Milos Holan</b> from the Philadelphia Flyers in exchange for C <b>Anatoli Semenov</b> .
Mar. 8, 1995	Acquired D <b>David Karpa</b> from the Quebec Nordiques in exchange for a conditional pick in the 1997 NHL Entry Draft.
Apr. 4, 1995	Acquired C/RW <b>Mike Sillinger</b> and D <b>Jason York</b> from the Detroit Red Wings in exchange for LW <b>Stu Grimson</b> , D <b>Mark Ferner</b> and the Mighty Ducks' sixth round pick in the 1996 NHL Entry Draft.
July 8, 1995	Traded a 1995 sixth round pick in the NHL Entry Draft (originally belonged to St. Louis; acquired in the Alexei Kasatonov deal) back to the Blues in exchange for St. Louis' sixth round pick in the 1996 NHL Entry Draft.
Oct. 30, 1995	Acquired D <b>Bobby Marshall</b> from the Calgary Flames in exchange for C <b>Jarrod Skalde</b> .
Jan. 21, 1996	Acquired C <b>Jim Campbell</b> from the Montreal Canadiens in exchange for D <b>Robert Dirk</b> .
Feb. 6, 1996	Acquired LW <b>Chris Herperger</b> and a seventh round pick in the 1997 NHL Entry Draft from the Philadelphia Flyers in exchange for C <b>Bob Corkum</b> .
Feb. 7, 1996	Acquired RW <b>Teemu Selanne</b> , the rights to C <b>Marc Chouinard</b> , and a fourth round pick in the 1996 NHL Entry Draft from the Winnipeg Jets in exchange for C <b>Chad Kilger</b> , D <b>Oleg Tverdovsky</b> , and a third round pick in the 1996 NHL Entry Draft.
Mar. 8, 1996	Acquired G <b>Mike Torchia</b> from the Washington Capitals in exchange for LW <b>Todd Krygier</b> .
Mar. 15, 1996	Acquired RW <b>Roman Oksjuta</b> from the Vancouver Canucks in exchange for C <b>Mike Sillinger</b> .
Mar. 19, 1996	Acquired C <b>Anatoli Semenov</b> and the rights to D <b>Mike Crowley</b> from the Philadelphia Flyers in exchange for RW <b>Brian Wesenberg</b> .
Mar. 20, 1996	Acquired D <b>Ken Baumgartner</b> from the Toronto Maple Leafs in exchange for Winnipeg's fourth round pick in the 1996 NHL Entry Draft (originally acquired by Anaheim in the Teemu Selanne trade).
July 1, 1996	Acquired RW <b>Kevin Brown</b> from the Ottawa Senators in exchange for LW <b>Mike Maneluk</b> .
Oct. 1, 1996	Acquired the rights to C <b>Espen Knutsen</b> from the Hartford Whalers in exchange for RW <b>Kevin Brown</b> .
Oct. 1, 1996	Acquired C <b>Ted Drury</b> and the rights to D <b>Marc Moro</b> from the Ottawa Senators in exchange for C <b>Shaun Van Allen</b> and D <b>Jason York</b> .
Nov. 18, 1996	Acquired the rights to LW <b>Brian Bellows</b> from the Tampa Bay Lightning in exchange for a sixth round pick in the 1997 NHL Entry Draft.
Nov. 19, 1996	Acquired LW <b>Shawn Antoski</b> and D <b>Dmitri Mironov</b> from the Pittsburgh Penguins in exchange for LW <b>Alex Hicks</b> and D <b>Fredrik Olausson</b> .
Feb. 21, 1997	Acquired D <b>J.J. Daigneault</b> from the Pittsburgh Penguins in exchange for LW <b>Garry Valk</b> .



# MAJOR TRANSACTIONS IN DUCKS HISTORY

- Mar. 18, 1997 Acquired **C Richard Park** from the Pittsburgh Penguins in exchange for RW **Roman Oksiuta**.
- Mar. 18, 1997 Acquired **C Mark Janssens** from the Hartford Whalers in exchange for the rights to LW **Bates Battaglia** and a **fourth round pick in the 1998 NHL Entry Draft**.
- Sept. 17, 1997 Acquired RW **Scott Young** from the Colorado Avalanche in exchange for a third round pick in the 1998 NHL Entry Draft.
- Jan. 9, 1998 Acquired **D Drew Bannister** from the Edmonton Oilers in exchange for **D Bobby Dollas**.
- Feb. 6, 1998 Acquired **C Travis Green**, **D Doug Houda** and RW **Tony Tuzzolino** from the New York Islanders in exchange for **D J.J. Daigneault**, **C Mark Janssens** and RW **Joe Sacco**.
- Mar. 24, 1998 Acquired **D Jamie Pushor** and a **1998 fourth round draft pick** from the Detroit Red Wings in exchange for **D Dmitri Mironov**.
- Mar. 24, 1998 Acquired **C Josef Marha** from the Colorado Avalanche in exchange for LW **Warren Rychel** and a **conditional 1999 Entry Draft Pick**.
- Mar. 24, 1998 Acquired the rights to **G Patrick Lalime** from the Pittsburgh Penguins in exchange for **C Sean Pronger**.
- June 18, 1998 Acquired LW **Jim McKenzie** from the Phoenix Coyotes in exchange for **C J.F. Jomphe**.
- Aug. 11, 1998 Acquired LW **Stu Grimson** and **D Kevin Haller** from the Carolina Hurricanes in exchange for **D David Karpas** and a **fourth round pick in the 2000 NHL Entry Draft**.
- Oct. 5, 1998 Acquired **G Dominic Roussel** from the Nashville Predators in exchange for **G Chris Mason** and **D Marc Moro**.
- Oct. 8, 1998 Traded **D Doug Houda** to the Detroit Red Wings in exchange for future considerations.
- Oct. 27, 1998 Acquired LW **Marty McInnis** from Chicago in exchange for a fourth round Entry Draft pick in 2000.
- Dec. 10, 1998 Acquired Tampa Bay's fifth round pick in the 2000 NHL Entry Draft in exchange for **D Drew Bannister**.
- Jan. 28, 1999 Traded **C Josef Marha** to the Chicago Blackhawks in exchange for future considerations.
- Mar. 23, 1999 Acquired **C Peter Zezel** from the Vancouver Canucks in exchange for future considerations.
- Mar. 24, 1999 Announced that the trade for **C Peter Zezel** the previous day has been voided due to failure of player to report.
- June 18, 1999 Acquired LW **Ted Donato** and the rights to **D Antti-Jussi Niemi** from the Ottawa Senators in exchange for **G Patrick Lalime**.
- June 26, 1999 Acquired **D Oleg Tverdovsky** from the Phoenix Coyotes in exchange for **C Travis Green** and Anaheim's first round pick (15<sup>th</sup> overall) in the 1999 NHL Entry Draft.
- Sept. 27, 1999 Acquired RW **Ladislav Kohn** from the Atlanta Thrashers in exchange for an eighth-round draft pick in the 2000 NHL Entry Draft.
- Oct. 29, 1999 Acquired **C Tony Hrkac** and **D Dean Malkoc** from the New York Islanders in exchange for **C Ted Drury**.
- Jan. 29, 2000 Acquired **C Kip Miller** from the Pittsburgh Penguins in exchange for future considerations.
- Mar. 11, 2000 Acquired **C Jorgen Jonsson** from the New York Islanders in exchange for **C Johan Davidsson** and future considerations.
- Mar. 14, 2000 Acquired RW **Ed Ward** from the Atlanta Thrashers in exchange for future considerations. Acquired **G Corey Hirsch** from the Nashville Predators in exchange for future considerations. Acquired a fifth round draft pick in the 2000 NHL Entry Draft from the Pittsburgh Penguins in exchange for **D Dan Trebil**.
- May 23, 2000 Acquired a fourth round draft pick in the 2000 NHL Entry Draft from the New York Islanders in exchange for the rights to RW **Trent Hunter**.
- May 25, 2000 Acquired a fourth round draft pick in the 2001 NHL Entry Draft from the Columbus Blue Jackets in exchange for the rights to **C Espen Knutsen**.
- June 1, 2000 Acquired a fourth round draft pick in 2000 NHL Entry Draft from the Washington Capitals in exchange for defenseman **D Stephen Peat**.
- June 10, 2000 Acquired **G Jean-Sebastien Giguere** from the Calgary Flames in exchange for a second round draft pick in the 2000 NHL Entry Draft.
- June 12, 2000 Acquired **D Patrick Traverse** from the Ottawa Senators in exchange for **D Joel Kwiatkowski**.
- June 12, 2000 Acquired a seventh round draft pick in the 2001 NHL Entry Draft from the New Jersey Devils in exchange for RW **Ed Ward**.
- June 24, 2000 Acquired a second round draft pick in the 2000 NHL Entry Draft from the Montreal Canadiens in exchange for third, fourth and fifth round draft choices in the 2000 NHL Entry Draft.
- June 25, 2000 Acquired the rights to RW **Jonathan Hedstrom** from the Toronto Maple Leafs in exchange for sixth and seventh round draft picks in the 2000 NHL Entry Draft.
- Sept. 26, 2000 Acquired RW **Andrei Nazarov** and a second round pick in the 2001 NHL Entry Draft from the Calgary Flames in exchange for the rights to defenseman **Jordan Leopold**.
- Nov. 18, 2000 Acquired **C Samuel Pahlsson** from the Boston Bruins in exchange for RW **Andrei Nazarov** and **D Patrick Traverse**.
- Feb. 9, 2001 Acquired **D Sergei Vyshedkevich** and **G Scott Langkow** from the Atlanta Thrashers in exchange for RW **Ladislav Kohn**.
- Mar. 5, 2001 Acquired LW **Jeff Friesen**, **G Steve Shields** and future considerations from the San Jose Sharks in exchange for RW **Teemu Selanne**.

# MAJOR TRANSACTIONS IN DUCKS HISTORY

- Mar. 13, 2001 Acquired D **Alexei Tezikov** and a fourth round draft choice in the 2001 NHL Entry Draft from the Washington Capitals in exchange for D **Jason Marshall**.
- June 19, 2001 Acquired D **Keith Carney** from the Phoenix Coyotes in exchange for a second round pick in the 2001 NHL Entry Draft.
- July 2, 2001 Acquired LW **Denny Lambert** from the Atlanta Thrashers in exchange for future considerations.
- Nov. 1, 2001 Acquired RW **Patric Kjellberg** from the Nashville Predators in exchange for RW **Petr Tenkrat**. Also acquired RW **Sergei Krivokrasov** from the Minnesota Wild in exchange for a seventh round draft pick in 2002 and future considerations.
- Jan. 14, 2002 Acquired C **Dave Roche** from the New York Islanders in exchange for RW **Jim Cummins**.
- Mar. 5, 2002 Acquired a third round draft pick in the 2002 Entry Draft from the Boston Bruins in exchange for RW **Marty McInnis**.
- Mar. 19, 2002 Acquired RW **Ben Guite** and RW **Bjorn Melin** from the New York Islanders in exchange for LW **Dave Roche**.
- June 25, 2002 Acquired a third round draft pick in the 2003 Entry Draft from the Boston Bruins in exchange for G **Steve Shields**.
- July 6, 2002 Acquired RW **Petr Sykora**, D **Mike Commodore**, G **J.F. Dampousse** and RW **Igor Pohanka** from the New Jersey Devils in exchange for D **Oleg Tverdovsky**, LW **Jeff Friesen** and RW **Maxim Balmochnykh**.
- Oct. 23, 2002 Traded D **Jason York** to the Nashville Predators in exchange for future considerations.
- Jan. 30, 2003 Acquired D **Sandis Ozolinsh** and LW/D **Lance Ward** from the Florida Panthers in exchange for C **Matt Cullen**, D **Pavel Trnka** and a fourth round selection in the 2003 NHL Entry Draft.
- Mar. 11, 2003 Acquired RW **Steve Thomas** from the Chicago Blackhawks in exchange for a fifth round selection in the 2003 NHL Entry Draft.
- Mar. 11, 2003 Acquired C **Rob Niedermayer** from the Calgary Flames in exchange for G **J.F. Dampousse** and D **Mike Commodore**.
- June 21, 2003 Acquired the 28th overall selection in the 2003 NHL Entry Draft from the Dallas Stars in exchange for the 36th and 54th overall selections in the 2003 Draft.
- June 22, 2003 Acquired a fourth round 2003 draft pick from the Nashville Predators in exchange for fourth and fifth round selections in the 2003 draft.
- Aug. 12, 2003 Traded LW **Travis Brigley** to the Colorado Avalanche in exchange for future considerations.
- Jan. 17, 2004 Traded D **Todd Reirden** to the Phoenix Coyotes for future considerations.
- Feb. 4, 2004 Acquired LW **Petr Schastlivy** from the Ottawa Senators in exchange for D **Todd Simpson**.
- Feb. 21, 2004 Acquired D **Martin Skoula** from the Colorado Avalanche in exchange for D **Kurt Sauer**.
- June 18, 2004 Acquired D **Tomas Malec** and a third round pick in the 2004 Entry Draft from the Carolina Hurricanes in exchange for G **Martin Gerber**.
- June 26, 2004 Acquired D **Kurtis Foster** from the Atlanta Thrashers in exchange for D **Niclas Havelid**.
- Aug. 16, 2004 Acquired a second round pick in the 2005 draft from the Tampa Bay Lightning in exchange for LW **Vaclav Prospal**.
- July 29, 2005 Acquired LW **Todd Fedoruk** from the Philadelphia Flyers in exchange for a second round draft pick in the 2005 draft.
- July 30, 2005 Acquired LW **Travis Moen** from the Chicago Blackhawks in exchange for RW **Michael Holmquist**.
- July 30, 2005 Drafted six players, including RW **Bobby Ryan** with the #2 overall selection at the 2005 NHL Entry Draft.
- Aug. 23, 2005 Acquired a conditional 2007 draft pick from the Phoenix Coyotes in exchange for LW **Mike Leclerc**.
- Aug. 23, 2005 Acquired LW **Trevor Gillies** and a conditional pick in the 2007 draft from the New York Rangers in exchange for C **Steve Rucchin**.
- Aug. 25, 2005 Acquired LW **Kip Brennan** from the Atlanta Thrashers in exchange for D **Mark Popovic**.
- Oct. 3, 2005 Acquired D **Bruno St. Jacques** from Carolina in exchange for RW **Craig Adams**.
- Nov. 15, 2005 Acquired C **Tyler Wright** and D **Francois Beauchemin** from Columbus in exchange for C **Sergei Fedorov** and a fifth-round draft choice in the 2006 NHL Entry Draft.
- Jan. 8, 2006 Acquired D **Maxim Kondratiev** from New York Rangers in exchange for RW **Petr Sykora** and a conditional draft pick in the 2007 NHL Entry Draft.
- Mar. 1, 2006 Acquired G **Jani Hurme** from Atlanta in exchange for C **Joel Stepp**.
- Mar. 9, 2006 Acquired a third-round pick in the 2006 NHL Entry Draft from the New York Rangers in exchange for D **Sandis Ozolinsh**.
- Mar. 9, 2006 Acquired D **Brett Skinner** and a second-round pick from Vancouver in exchange for D **Keith Carney** and D **Juha Alen**.
- Mar. 9, 2006 Acquired LW **Jeff Friesen** from Washington in exchange for a second-round pick in the 2006 NHL Entry Draft.
- Mar. 9, 2006 Acquired D **Sean O'Donnell** from Phoenix in exchange for C **Joel Perrault**.
- July 3, 2006 Acquired D **Chris Pronger** from Edmonton in exchange for RW **Joffrey Lupul**, D **Ladislav Smid**, Anaheim's first-round pick in the 2007 NHL Entry Draft, Anaheim's second-round choice in the 2008 NHL Entry Draft and a conditional draft pick.
- Aug. 17, 2006 Acquired a 2007 second-round draft pick, the rights to center **Karl Stewart** and a conditional draft pick from the Atlanta Thrashers in exchange for D **Vitaly Vishnevski**.
- Nov. 13, 2006 Acquired a third-round draft choice in either the 2007 or 2008 NHL Entry Draft and the option of exchanging its fourth-round selection for the Boston Bruins fourth-round selection in the 2008 NHL Entry Draft from the Boston Bruins in exchange for LW **Stanislav Chistov**.
- Nov. 13, 2006 Acquired a fourth-round draft choice in the 2007 NHL Entry Draft and the conditional right to

# MAJOR TRANSACTIONS IN DUCKS HISTORY

- exchange fifth-round selections with Philadelphia in the 2007 NHL Entry Draft from Philadelphia in exchange for LW **Todd Fedoruk**.
- Nov. 13, 2006 Acquired RW **George Parros** and the option to exchange third-round selections with Colorado in the 2007 Entry Draft from the Colorado Avalanche in exchange for a second-round draft pick in the 2007 NHL Entry Draft (previously acquired from Atlanta for Vitaly Vishnevski).
- Dec. 28, 2006 Acquired G **Sebastien Caron**, RW **Matt Keith** and LW **Chris Durno** from Chicago in exchange for D **Bruno St. Jacques** and RW **Pierre Parenteau**.
- Jan. 2, 2007 Acquired D **Ric Jackman** from Florida in exchange for a conditional draft pick.
- Jan. 24, 2007 Acquired D **Joe Rullier** from Vancouver in exchange for RW **Colby Genoway**.
- Jan. 26, 2007 Acquired C **Mark Hartigan**, RW **Joe Motzko** and a 2007 fourth round draft pick from Columbus in exchange for LW **Curtis Glencross**, C **Zenon Konopka** and a seventh round draft pick in either 2007 or 2008.
- Jan. 26, 2007 Acquired C **Shane Endicott** from Nashville in exchange for LW **Chris Durno**.
- Feb. 23, 2007 Acquired future considerations from Dallas in exchange for C **Shane Endicott**.
- Feb. 24, 2007 Acquired G **Gerald Coleman** and a 2007 first-round draft pick from Tampa Bay in exchange for D **Shane O'Brien** and a 2007 third-round draft pick.
- Feb. 27, 2007 Acquired LW **Brad May** from Colorado in exchange for G **Michael Wall**.
- Feb. 27, 2007 Acquired D **Doug O'Brien** from Tampa Bay in exchange for D **Joe Rullier**.
- June 23, 2007 Acquired C **Stephen Dixon** from Pittsburgh in exchange for C **Tim Brent**.
- June 23, 2007 Acquired LW **Jason King** and a conditional third-round draft choice in the 2009 NHL Entry Draft from Vancouver in exchange for RW **Ryan Shannon**.
- June 25, 2007 Acquired C **Brandon Segal** from Nashville in exchange for future considerations.
- Sept. 24, 2007 Acquired C **Mark Mowers** from Boston in exchange for D **Brett Skinner** and D **Nathan Saunders**.
- Nov. 15, 2007 Acquired C **Geoff Platt** from Columbus in exchange for D **Aaron Rome** and LW **Clay Wilson**.
- Nov. 19, 2007 Acquired C **Brian Sutherby** from Washington in exchange for Anaheim's second-round selection in the 2009 NHL Entry Draft.
- Dec. 14, 2007 Acquired C **Doug Weight**, LW **Michal Birner** and a seventh-round selection in the 2008 NHL Entry Draft from St. Louis in exchange for C **Andy McDonald**.
- Jan. 2, 2008 Acquired RW **Brandon Bochenski** from Boston in exchange for D **Shane Hnidy** and a sixth-round selection in the 2008 NHL Entry Draft. The two clubs also relinquished their option to exchange fourth-round picks in the 2008 NHL Entry Draft (as part of the **Stanislav Chistov** deal, Nov. 12, 2006).
- Jan. 9, 2008 Acquired RW **Darryl Bootland** from the New York Islanders in exchange for RW **Matt Keith**.
- Feb. 26, 2008 Acquired D **Marc-Andre Bergeron** from the New York Islanders in exchange for a third-round selection in the 2008 NHL Draft. Acquired G **Jean-Sebastien Aubin** from Los Angeles in exchange for a seventh-round selection in the 2008 NHL Entry Draft. Acquired D **Jay Leach** from Tampa Bay in exchange for RW **Brandon Segal** and a seventh-round selection in the 2008 NHL Entry Draft. Traded RW **Brandon Bochenski** to Nashville for future considerations.
- June 10, 2008 Acquired a third-round selection in the 2008 NHL Entry Draft from Minnesota in exchange for defenseman **Marc-Andre Bergeron**.
- June 20, 2008 Acquired the 17th and 28th overall selections in the 2008 NHL Entry Draft from Los Angeles in exchange for the 12th overall selection in the 2008 Draft. Later acquired the 35th and 39th overall selections in the 2008 Draft from Phoenix in exchange for the 28th overall selection in the 2008 Draft.
- June 21, 2008 Acquired a seventh-round selection in the 2008 NHL Entry Draft from Philadelphia in exchange for Anaheim's seventh-round pick in the 2009 NHL Entry Draft.
- July 15, 2008 Acquired LW **Joakim Lindstrom** from Columbus in exchange for a conditional pick in the 2010 NHL Entry Draft.
- Sept. 26, 2008 Acquired D **Ken Klee** and LWs **Brad Larsen** and **Chad Painchaud** from Atlanta in exchange for defenseman **Mathieu Schneider**.
- Sept. 30, 2008 Acquired a conditional draft pick from Los Angeles in exchange for D **Sean O'Donnell**.
- Dec. 3, 2008 Acquired D **Logan Stephenson** from Phoenix in exchange for LW **Joakim Lindstrom**.
- Dec. 14, 2008 Acquired C **David McIntyre** and a conditional sixth-round selection in the 2010 NHL Entry Draft from Dallas in exchange for C **Brian Sutherby**.
- Jan. 7, 2009 Acquired a conditional sixth-round selection in the 2010 NHL Entry Draft from Toronto in exchange for LW **Bray May**.
- Feb. 3, 2009 Acquired D **Sheldon Brookbank** from New Jersey in exchange for C **David McIntyre**.
- Feb. 4, 2009 Acquired RW **Mike Brown** from Vancouver in exchange for D **Nathan McLver**.
- Feb. 26, 2009 Acquired D **Ryan Whitney** from Pittsburgh in exchange for LWs **Chris Kunitz** and **Eric Tangradi**.
- Mar. 4, 2009 Acquired C **Petteri Nokelainen** from Boston in exchange for D **Steve Montador**. Acquired C **Nick Bonino**, G **Timo Pielmeier** and a conditional fourth-round selection in the 2009 NHL Entry Draft from San Jose in exchange for LW **Travis Moen** and D **Kent Huskins**. Acquired D **James Wisniewski** and C **Petri Kontola** from Chicago in exchange for C **Samuel Pahlsson**, D **Logan Stephenson** and a conditional fourth-round selection in the 2009 NHL Entry Draft. Acquired C **Erik Christensen** from Atlanta in exchange for C **Eric O'Dell**.

# MAJOR TRANSACTIONS IN DUCKS HISTORY

- June 26, 2009 Acquired RW **Joffrey Lupul**, D **Luca Sbisa**, a first-round selection in the 2009 NHL Entry Draft, a first-round selection in the 2010 NHL Entry Draft, and a conditional third-round selection in the 2010 NHL Entry Draft from Philadelphia in exchange for D **Chris Pronger**.
- Aug. 10, 2009 Acquired G **Justin Pogge** from Toronto in exchange for a conditional selection in the 2011 NHL Entry Draft.
- Aug. 13, 2009 Acquired RW **Evgeny Artyukhin** from Tampa Bay in exchange for LW **Drew Miller** and a third-round selection in the 2010 NHL Entry Draft.
- Sept. 4, 2009 Acquired LW **Shawn Weller** from Ottawa in exchange for RW **Jason Bailey**.
- Sept. 24, 2009 Traded D **Steve McCarthy** to Atlanta in exchange for future considerations.
- Dec. 2, 2009 Acquired C **Kyle Chipchura** from Montreal in exchange for a fourth-round selection in the 2011 NHL Entry Draft.
- Jan. 31, 2010 Acquired LW **Jason Blake** and G **Vesa Toskala** from Toronto in exchange for G **J.S. Giguere**.
- Mar. 1, 2010 Acquired D **Nathan Ostryck** and a conditional selection in the 2011 NHL Entry Draft from Atlanta in exchange for RW **Evgeny Artyukhin**.
- Mar. 2, 2010 Acquired a fourth-round selection in either the 2010 or 2011 NHL Entry Draft in exchange for D **Steven Kampfer**. Traded D **Nick Boynton** to Chicago for future considerations.
- Mar. 3, 2010 Acquired D **Aaron Ward** from Carolina in exchange for G **Justin Pogge** and a fourth-round selection in either the 2010 or 2011 NHL Entry Draft. Acquired D **Lubomir Visnovsky** from Edmonton in exchange for D **Ryan Whitney** and a sixth-round selection in the 2010 NHL Entry Draft. Acquired G **Curtis McElhinney** from Calgary in exchange for G **Vesa Toskala**. Acquired G **Joey MacDonald** from Toronto in exchange for a seventh-round selection in the 2011 NHL Entry Draft. Traded C **Petteri Nokelainen** to Phoenix in exchange for a sixth-round selection in the 2010 NHL Entry Draft.
- May 28, 2010 Acquired a sixth-round selection in the 2010 NHL Entry Draft from Pittsburgh in exchange for the rights to G **Mattias Modig**.
- June 26, 2010 Acquired a fifth-round selection (122nd overall) in the 2010 NHL Entry Draft from Toronto in exchange for RW **Mike Brown**.
- June 30, 2010 Acquired LW/C **Jason Jaffray** from Calgary in exchange for LW **Logan MacMillan**.
- July 9, 2010 Acquired LW **Aaron Voros** and LW **Ryan Hillier** from the New York Rangers in exchange for D **Steve Eminger**.
- July 19, 2010 Acquired LW **Tomas Zaborsky** from the New York Rangers in exchange for LW **Matt McCue**.
- July 30, 2010 Acquired a third-round selection in the 2011 NHL Entry Draft from the New York Islanders in exchange for D **James Wisniewski**.
- Nov. 21, 2010 Acquired LW **Patrick Maroon** and RW **David Laliberte** from Philadelphia in exchange for D **Danny Syvret** and C **Rob Bordson**.
- Nov. 23, 2010 Acquired D **Nigel Williams** from the NY Rangers in exchange for D **Stu Bickel**.
- Nov. 23, 2010 Acquired C **Stefan Chaput** and RW **Matt Kennedy** from Carolina in exchange for C **Ryan Carter**.
- Dec. 31, 2010 Acquired C **Maxim Lapierre** from Montreal in exchange for D **Brett Festerling** and a fifth-round selection in the 2010 NHL Entry Draft.
- Jan. 4, 2011 Acquired D **Nate Guenin** from Columbus in exchange for C **Trevor Smith**.
- Feb. 9, 2011 Acquired D **Francois Beauchemin** from Toronto in exchange for RW **Joffrey Lupul**, D **Jake Gardiner** and a conditional fourth-round selection in the 2013 NHL Entry Draft.
- Feb. 15, 2011 Acquired a conditional seventh-round selection in the 2011 NHL Entry Draft from Toronto in exchange for LW **Aaron Voros**.
- Feb. 16, 2011 Acquired a fifth-round selection in the 2012 NHL Entry Draft from Montreal in exchange for D **Paul Mara**.
- Feb. 17, 2011 Acquired LW **Jarkko Ruutu** from Ottawa in exchange for a sixth-round selection in the 2011 NHL Entry Draft.
- Feb. 24, 2011 Acquired G **Dan Ellis** from Tampa Bay in exchange for G **Curtis McElhinney**.
- Feb. 27, 2011 Acquired RW **Brian McGrattan** and D **Sean Zimmerman** from Boston in exchange for C **Stefan Chaput** and RW **David Laliberte**.
- Feb. 28, 2011 Acquired C **Joel Perrault** and a third-round selection in the 2012 NHL Entry Draft from Vancouver in exchange for **Maxim Lapierre** and C **MacGregor Sharp**. Acquired LW **Brad Winchester** from St. Louis in exchange for a third-round selection in the 2012 NHL Entry Draft.
- July 1, 2011 Acquired D **Kurtis Foster** from Edmonton in exchange for D **Andy Sutton**.
- July 12, 2011 Acquired C **Andrew Cogliano** from Edmonton in exchange for a second-round selection in the 2013 NHL Entry Draft.
- July 15, 2011 Acquired D **Mathieu Carle** from Montreal in exchange for D **Mark Mitera**.

# CAPTAINS AND COACHES

SEASON	CAPTAIN	ALTERNATE CAPTAINS
1993-94	Troy Loney	Randy Ladouceur, Stu Grimson, Todd Ewen
	Randy Ladouceur	Bob Corkum, Todd Ewen
1995-96	Randy Ladouceur	Paul Kariya, Bobby Dollas, Todd Ewen
1996-97	Paul Kariya	Bobby Dollas, Teemu Selanne
1997-98	Paul Kariya	Teemu Selanne, David Karpa
	Teemu Selanne	J.J. Daigneault, Mark Janssens
1998-99	Paul Kariya	Teemu Selanne, Kevin Haller
1999-00	Paul Kariya	Teemu Selanne, Kevin Haller
2000-01	Paul Kariya	Teemu Selanne, Dan Bylsma, Steve Rucchin
2001-02	Paul Kariya	Oleg Tverdovsky, Steve Rucchin, Dan Bylsma
2002-03	Paul Kariya	Keith Carney, Steve Rucchin
2003-04	Steve Rucchin	Keith Carney, Sergei Fedorov
2005-06	Scott Niedermayer	Rob Niedermayer, Teemu Selanne, Keith Carney, Sergei Fedorov
2006-07	Scott Niedermayer	Rob Niedermayer, Chris Pronger
2007-08	Chris Pronger	Rob Niedermayer, Chris Kunitz
2008-09	Scott Niedermayer	Chris Pronger, Ryan Getzlaf
2009-10	Scott Niedermayer	Ryan Getzlaf, Saku Koivu
2010-11	Ryan Getzlaf	Teemu Selanne, Saku Koivu

SEASON	HEAD COACH	ASSISTANT COACHES
1993-94	Ron Wilson	Al Sims, Tim Army, Brian Hayward
1994-95	Ron Wilson	Al Sims, Tim Army, Brian Hayward
1995-96	Ron Wilson	Al Sims, Tim Army
1996-97	Ron Wilson	Walt Kyle, Tim Army
1997-98	Pierre Page	Walt Kyle, Don Hay
1998-99	Craig Hartsburg	George Burnett, Newell Brown
1999-00	Craig Hartsburg	George Burnett, Newell Brown
2000-01	Craig Hartsburg	Guy Charron, Terry Simpson
	Guy Charron	Terry Simpson, Kelly Miller
2001-02	Bryan Murray	Guy Charron, Tom Watt
2002-03	Mike Babcock	Lorne Henning, Paul MacLean
2003-04	Mike Babcock	Lorne Henning, Paul MacLean, Greg Carvel
2005-06	Randy Carlyle	Dave Farrish, Newell Brown
2006-07	Randy Carlyle	Dave Farrish, Newell Brown
2007-08	Randy Carlyle	Dave Farrish, Newell Brown
2008-09	Randy Carlyle	Dave Farrish, Newell Brown
2009-10	Randy Carlyle	Dave Farrish, Newell Brown
2010-11	Randy Carlyle	Dave Farrish, Mike Foligno



Randy Carlyle



Paul Kariya



# YEAR-BY-YEAR LEADERS

(ANAHEIM TOTALS ONLY; MINIMUM 15 GAMES PLAYED; \* - LED NHL)  
2004-05 SEASON CANCELLED DUE TO NHL WORK STOPPAGE

## GAMES PLAYED

10-11	C. Perry, B. Ryan	82
09-10	Corey Perry	82
08-09	S. Niedermayer, C. Pronger	82
07-08	F. Beauchemin, C. Kunitz, S. O'Donnell	82
06-07	T. Selanne, A. McDonald, R. Getzlaf, D. Penner, C. Perry, S. Pahlsson, T. Moen, R. Niedermayer	82
05-06	A. McDonald, S. Niedermayer, S. Pahlsson, V. Vishnevski	82
03-04	S. Pahlsson, V. Prospal, S. Rucchin, R. Salei	82
02-03	N. Havelid, P. Kariya, S. Rucchin, P. Sykora	82
01-02	P. Kariya, M. Leclerc, R. Salei	82
00-01	D. Bylsma, M. Cullen, O. Tverdovsky	82
99-00	Oleg Tverdovsky	82
98-99	Kevin Haller, Paul Kariya	82
97-98	David Karpa	78
96-97	Jari Kurri	82
95-96	Bobby Dollas, Paul Kariya	82
94-95	Paul Kariya	47
93-94	Joe Sacco	84

## POINTS

10-11	Corey Perry	50-48=98
09-10	Corey Perry	27-49=76
08-09	Ryan Getzlaf	25-66=91
07-08	Ryan Getzlaf	24-58=82
06-07	Teemu Selanne	48-46=94
05-06	Teemu Selanne	40-50=90
03-04	Sergei Fedorov	31-34=65
02-03	Paul Kariya	25-56=81
01-02	Paul Kariya	32-25=57
00-01	Paul Kariya	33-34=67
99-00	Paul Kariya	42-44=86
98-99	Teemu Selanne	47-60=107
97-98	Teemu Selanne	52-34=86
96-97	Teemu Selanne	51-58=109
95-96	Paul Kariya	50-58=108
94-95	Paul Kariya	18-21=39
93-94	Terry Yake	21-31=52

## GOALS

10-11	Corey Perry	50*
09-10	Bobby Ryan	35
08-09	Corey Perry	32
07-08	Corey Perry	29
06-07	Teemu Selanne	48
05-06	Teemu Selanne	40
03-04	Sergei Fedorov	31
02-03	Petr Sykora	34
01-02	Paul Kariya	32
00-01	Paul Kariya	33
99-00	Paul Kariya	42
98-99	Teemu Selanne	47
97-98	Teemu Selanne	52
96-97	Teemu Selanne	51
95-96	Paul Kariya	50
94-95	Paul Kariya	18
93-94	Bob Corkum	23

## ASSISTS

10-11	Ryan Getzlaf	57
09-10	Ryan Getzlaf	50
08-09	Ryan Getzlaf	66
07-08	Ryan Getzlaf	58
06-07	Scott Niedermayer	54
05-06	Andy McDonald	51
03-04	Vaclav Prospal	35
02-03	Paul Kariya	56
01-02	Matt Cullen	30
00-01	Oleg Tverdovsky	39
99-00	Teemu Selanne	52
98-99	Paul Kariya	62
97-98	Steve Rucchin	36
96-97	Teemu Selanne	58
95-96	Paul Kariya	58
94-95	Paul Kariya, Shaun Van Allen	21
93-94	Terry Yake	31

## DEFENSIVE SCORING

10-11	Lubomir Visnovsky	18-50=68*
09-10	Scott Niedermayer	10-38=48
08-09	Scott Niedermayer	14-45=59
07-08	Chris Pronger	12-31=43
06-07	Scott Niedermayer	15-54=69*
05-06	Scott Niedermayer	13-50=63
03-04	Niclas Havelid	6-20=26
02-03	Niclas Havelid	11-22=33
01-02	Oleg Tverdovsky	6-26=32
00-01	Oleg Tverdovsky	14-39=53
99-00	Oleg Tverdovsky	15-36=51
98-99	Fredrik Olausson	16-40=56
97-98	Dmitri Mironov	6-30=36
96-97	Dmitri Mironov	12-34=46
95-96	Bobby Dollas	8-22=30
94-95	Bobby Dollas	7-13=20
93-94	Bill Houlder	14-25=39

## PLUS/MINUS (+/-)

10-11	Toni Lydman	+32
09-10	Saku Koivu	+14
08-09	Bobby Ryan	+13
07-08	Ryan Getzlaf	+32
06-07	Chris Pronger	+27
05-06	Teemu Selanne	+28
03-04	Martin Skoula	+3
02-03	Samuel Pahlsson, Steve Thomas	+10
01-02	Keith Carney	+14
00-01	Tony Hrkac	0
99-00	Paul Kariya	+22
98-99	Teemu Selanne	+18
97-98	Paul Kariya, Teemu Selanne	+12
96-97	Paul Kariya	+36
95-96	Shaun Van Allen	+13
94-95	Steve Rucchin	+7
93-94	Bobby Dollas	+20

## PENALTY MINUTES

10-11	George Parros	171
09-10	George Parros	136
08-09	George Parros	135
07-08	George Parros	183
06-07	George Parros	102
05-06	Todd Fedoruk	174
03-04	Garrett Burnett	184
02-03	Kevin Sawyer	115
01-02	Kevin Sawyer	221
00-01	Jim Cummins	167
99-00	Stu Grimson	116
98-99	Stu Grimson	158
97-98	David Karpa	217
96-97	Warren Rychel	218
95-96	Todd Ewen	285
94-95	Stu Grimson	110
93-94	Todd Ewen	272

## SHOTS

10-11	Corey Perry	290
09-10	Corey Perry	270
08-09	Corey Perry	283
07-08	Corey Perry	200
06-07	Teemu Selanne	257
05-06	Joffrey Lupul	296
03-04	Petr Sykora	277
02-03	Petr Sykora	299
01-02	Paul Kariya	289
00-01	Paul Kariya	230
99-00	Paul Kariya	324
98-99	Paul Kariya	429*
97-98	Teemu Selanne	268
96-97	Paul Kariya	340
*95-96	Paul Kariya	349
94-95	Paul Kariya	134
93-94	Joe Sacco	206

# YEAR-BY-YEAR LEADERS

## SHOOTING PERCENTAGE

10-11	Corey Perry	17.2%
09-10	Teemu Selanne	15.6%
08-09	Bobby Ryan	17.8%
07-08	Corey Perry	14.5%
06-07	Teemu Selanne	18.7%
05-06	Teemu Selanne	15.0%
03-04	Steve Rucchin	13.5%
02-03	Kevin Sawyer	18.2%
01-02	German Titov	20.6%
00-01	Steve Rucchin	15.8%
99-00	Steve Rucchin	14.5%
98-99	Stu Grimson	30.0%
97-98	Teemu Selanne	19.4%
96-97	Teemu Selanne	18.7%
95-96	Valeri Karpov	21.4%
94-95	Peter Douris	14.5%
93-94	Stephan Lebeau	16.2%

## POWER PLAY GOALS

10-11	Teemu Selanne	16
09-10	Teemu Selanne	14
08-09	Teemu Selanne	16
07-08	Corey Perry	11
06-07	Teemu Selanne	25*
05-06	Teemu Selanne	18
03-04	Steve Rucchin, Sergei Fedorov	9
02-03	Petr Sykora	15
01-02	Paul Kariya	11
00-01	Paul Kariya	18
99-00	Paul Kariya	11
98-99	Teemu Selanne	25*
97-98	Teemu Selanne	10
96-97	Paul Kariya	15
95-96	Paul Kariya	20
94-95	Paul Kariya	7
93-94	Troy Loney, Tim Sweeney	6

## SHORTHANDED GOALS

10-11	Corey Perry	4
09-10	Todd Marchant	3
08-09	Todd Marchant	2
07-08	Samuel Pahlsson	3
06-07	Todd Marchant	3
05-06	Samuel Pahlsson	2
03-04	Sergei Fedorov	2
02-03	Eight players	1
01-02	Four players	1
00-01	Paul Kariya	3
99-00	Paul Kariya	3
98-99	Paul Kariya	2
97-98	Joe Sacco, Scott Young	2
96-97	Paul Kariya	2
95-96	Paul Kariya	3
94-95	B. Dollas, P. Kariya, O. Tverdovsky, S. Van Allen	1
93-94	Bob Corkum	3

## GAME-WINNING GOALS

10-11	Corey Perry	11*
09-10	Saku Koivu	6
08-09	Corey Perry	8
07-08	Chris Kunitz	6
05-06	Andy McDonald	7
03-04	Sergei Fedorov	6
02-03	Niclas Havelid, Petr Sykora	5
01-02	Paul Kariya	8
00-01	Teemu Selanne	5
99-00	Teemu Selanne	6
98-99	Teemu Selanne	7
97-98	Teemu Selanne	10
96-97	Paul Kariya	10
*95-96	Paul Kariya	9
94-95	Peter Douris	4
93-94	Garry Valk	5

## OVERTIME GOALS

10-11	C. Perry, R. Getzlaf, L. Visnovsky, C. Fowler	2
09-10	Saku Koivu	2
08-09	S. Niedermayer	2
07-08	F. Beauchemin, S. Pahlsson, C. Pronger, M. Schneider	2

06-07	Teemu Selanne	2
05-06	S. Niedermayer, J. Hedstrom	1
03-04	Four players	1
02-03	N. Havelid, S. Thomas	2
01-02	M. Leclerc, K. Carney, G. Titov	1
	M. Crowley, N. Havelid, P. Tenkrat, O. Tverdovsky	1
99-00	Oleg Tverdovsky	2
98-99	Steve Rucchin	1
97-98	J. Sacco, T. Selanne, S. Young	1
96-97	Steve Rucchin	2
95-96	Paul Kariya	3
94-95	Peter Douris, Stephan Lebeau	1
93-94	Garry Valk, Jarrod Skalde	1

## HAT TRICKS

10-11	Corey Perry	3
09-10	None Recorded	
08-09	Teemu Selanne, Bobby Ryan	1
07-08	Teemu Selanne	1
06-07	Chris Kunitz, Teemu Selanne	1
05-06	Jonathan Hedstrom	1
03-04	Vaclav Prospal	1
02-03	Paul Kariya	1
01-02	Paul Kariya	2
00-01	Paul Kariya	2
99-00	Teemu Selanne	1
98-99	Teemu Selanne	1
97-98	Teemu Selanne	3
96-97	Paul Kariya	2
95-96	Teemu Selanne	2
94-95	None Recorded	
93-94	Terry Yake	1

## SAVE PERCENTAGE

10-11	Ray Emery	.926%
09-10	Jonas Hiller	.918%
08-09	Jonas Hiller	.919%
07-08	Jean-Sebastien Giguere	.922%
06-07	Jean-Sebastien Giguere	.918%
05-06	Jean-Sebastien Giguere	.911%
03-04	Martin Gerber	.918%
02-03	Martin Gerber	.929%
01-02	Jean-Sebastien Giguere	.920%
00-01	Jean-Sebastien Giguere	.911%
99-00	Guy Hebert	.908%
98-99	Dominic Roussel	.923%
97-98	Guy Hebert	.903%
96-97	Guy Hebert	.919%
95-96	Guy Hebert	.914%
94-95	Guy Hebert	.904%
93-94	Ron Tugnutt	.908%

## GOALS-AGAINST AVERAGE

10-11	Ray Emery	2.28
09-10	Jonas Hiller	2.73
08-09	Jonas Hiller	2.39
07-08	Jean-Sebastien Giguere	2.12
06-07	Jean-Sebastien Giguere	2.26
05-06	Ilya Bryzgalov	2.51
03-04	Martin Gerber	2.26
02-03	Martin Gerber	1.95
01-02	Jean-Sebastien Giguere	2.13
00-01	Jean-Sebastien Giguere	2.57
99-00	Guy Hebert	2.51
98-99	Guy Hebert	2.42
97-98	Guy Hebert	2.93
96-97	Guy Hebert	2.67
95-96	Guy Hebert	2.83
94-95	Guy Hebert	3.13
93-94	Guy Hebert	2.83

## WINS

10-11	Jonas Hiller	26
09-10	Jonas Hiller	30
08-09	Jonas Hiller	23
07-08	Jean-Sebastien Giguere	35
06-07	Jean-Sebastien Giguere	36
05-06	Jean-Sebastien Giguere	30
03-04	Jean-Sebastien Giguere	17
02-03	Jean-Sebastien Giguere	34

# YEAR-BY-YEAR LEADERS

01-02	Jean-Sebastien Giguere	20
00-01	Guy Hebert	12
99-00	Guy Hebert	28
98-99	Guy Hebert	29
97-98	Guy Hebert, Mikhail Shtalenkov	13
96-97	Guy Hebert	29
95-96	Guy Hebert	28
94-95	Guy Hebert	12
93-94	Guy Hebert	20

## SHUTOUTS

10-11	Jonas Hiller	5
09-10	Jonas Hiller	2
08-09	Jonas Hiller	4
07-08	Jean-Sebastien Giguere	4
06-07	Jean-Sebastien Giguere	4
05-06	Jean-Sebastien Giguere	2
03-04	Jean-Sebastien Giguere	3
02-03	Jean-Sebastien Giguere	8
01-02	Jean-Sebastien Giguere	4
00-01	Jean-Sebastien Giguere	4
99-00	Guy Hebert	4
98-99	Guy Hebert	6
97-98	Guy Hebert	3
96-97	Guy Hebert	4
95-96	Guy Hebert	4
94-95	Guy Hebert	2
93-94	Guy Hebert	2

## DUCKS YEAR-BY-YEAR REAL TIME SCORING LEADERS

(officially kept since the start of the 1998-99 season)

### TIME ON ICE (MINUTES PER GAME)

10-11	Lubomir Visnovsky	24:17
09-10	Scott Niedermayer	26:30
08-09	Chris Pronger	26:56
07-08	Chris Pronger	26:00
06-07	Scott Niedermayer	27:30
05-06	Scott Niedermayer	25:30
03-04	Ruslan Salei	23:41
02-03	Keith Carney	22:33
01-02	Oleg Tverdovsky	22:50
00-01	Oleg Tverdovsky	24:24
99-00	Paul Kariya	24:21
98-99	Paul Kariya	25:30

### SHIFTS PER GAME

10-11	Saku Koivu	27.2
09-10	Scott Niedermayer	27.3
08-09	Chris Pronger	28.9
07-08	Chris Pronger	28.2
06-07	Chris Pronger	27.8
05-06	Scott Niedermayer	28.0
03-04	Steve Rucchin	26.5
02-03	Steve Rucchin	28.4
01-02	Keith Carney	26.1
00-01	Oleg Tverdovsky	28.4
99-00	Paul Kariya	26.4
98-99	Kevin Haller	27.2

## ALL-TIME 10 FASTEST GOALS SCORED BY ANAHEIM

(FROM THE START OF A GAME)

TIME	DATE	OPPONENT	GOAL
1. :08	3/9/97	@ COL	Kariya (Rucchin)
2. :14	1/15/97	@ CGY	Rucchin (Selanne, Dolas)
:16	1/4/08	vs. CHI	Perry (O'Donnell, Getzlaf)
4. :19	11/3/02	vs. SJ	Chistov (Havelid, Leclerc)
:19	12/12/10	vs. MIN	Perry (Ryan)
6. :20	1/22/00	@ SJ	Selanne (Trnka)
7. :21	3/9/08	vs. MTL	Marchant (Weight, Bertuzzi)
8. :22	4/9/95	vs. LA	Holan (Corkum, Sacco)
:22	3/24/03	vs. CBJ	Leclerc (Kariya, Rucchin)
10. :29	1/21/06	vs. FLA	Kunitz (Salei, Selanne)

## FACEOFF WIN PERCENTAGE

10-11	Saku Koivu	52.8%
09-10	Ryan Carter	52.5%
08-09	Ryan Getzlaf, Todd Marchant	50.2%
07-08	Samuel Pahlsson	55.0%
06-07	Andy McDonald	55.4%
05-06	Andy McDonald	56.2%
03-04	Jason Krog	58.5%
02-03	Jason Krog	60.4%
01-02	Marc Chouinard	54.9%
00-01	Marc Chouinard	60.9%
99-00	Steve Rucchin	53.4%
98-99	Travis Green	52.8%

## TOTAL FACEOFFS TAKEN

10-11	Saku Koivu	1,339
09-10	Ryan Getzlaf	1,124
08-09	Ryan Getzlaf	1,128
07-08	Ryan Getzlaf	1,152
06-07	Samuel Pahlsson	1,523
05-06	Samuel Pahlsson	1,517
03-04	Sergei Fedorov	1,558
02-03	Steve Rucchin	1,613
01-02	Matt Cullen	1,283
00-01	Matt Cullen	1,478
99-00	Steve Rucchin	1,996
98-99	Steve Rucchin	1,845

## TOTAL FACEOFF WINS

10-11	Saku Koivu	707
09-10	Saku Koivu	571
08-09	Ryan Getzlaf	566
07-08	Samuel Pahlsson	586
06-07	Samuel Pahlsson	802
05-06	Samuel Pahlsson	801
03-04	Sergei Fedorov	882
02-03	Steve Rucchin	874
01-02	Matt Cullen	660
00-01	Matt Cullen	710
99-00	Steve Rucchin	1,066
98-99	Steve Rucchin	965

## TOTAL FACEOFF LOSSES

10-11	Ryan Getzlaf	641
09-10	Ryan Getzlaf	591
08-09	Ryan Getzlaf	562
07-08	Ryan Getzlaf	607
06-07	Samuel Pahlsson	721
05-06	Samuel Pahlsson	716
03-04	Sergei Fedorov	676
02-03	Steve Rucchin	739
01-02	Matt Cullen	623
00-01	Matt Cullen	768
99-00	Steve Rucchin	930
98-99	Steve Rucchin	880

## ALL-TIME 10 FASTEST GOALS SCORED BY ANAHEIM OPPONENTS

(FROM THE START OF A GAME)

TIME	DATE	OPPONENT	GOAL
1. :09	1/16/94	vs. VAN	Linden (Namestnikov, Babych)
2. :14	2/2/11	vs. SJ	Heatley (Thornton, Murray)
3. :17	2/25/01	vs. CBJ	Knutsen (Unassisted)
:17	10/15/10	vs. ATL	Stewart (Ladd, Little)
5. :18	1/22/97	vs. NJ	Rolston (Holik, Andrechuk)
6. :21	4/15/06	@ SJ	J. Thornton (Ekman, Cheechoo)
7. :23	12/31/05	@ STL	Mayers (Wideman)
8. :24	1/24/03	vs. NJ	Friesen (Rafalski, Stevens)
9. :29	1/14/94	vs. HFD	Zalapski (Storm, Cassels)
10. :31	2/18/95	@ SJ	Whitney (Falloon, Friesen)
:31	10/30/06	@ STL	Backman (Cajane, Tkachuk)
:31	3/7/07	vs. PHX	Doan (Sjostrom)

# ALL-TIME NUMERICAL ROSTER

(ALL PLAYERS WHO HAVE APPEARED IN AT LEAST ONE GAME ENTERING 2011-12, INCLUDING WHICH SEASON THEY PLAYED IN)

- 1 Ron Tugnutt, 93-94  
Mike O'Neill, 96-97  
Gregg Naumenko, 99-02  
Jonas Hiller, 07-11
- 2 Bobby Dollas, 93-98  
Fredrik Olausson, 98-00, 02-03  
Todd Simpson, 03-04  
Ken Klee, 08-09
- 3 Mark Ferner, 93-94  
Jason York, 95-96  
Patrick Traverse, 00-01  
Keith Carney, 01-06  
Bret Hedican, 08-09  
Andreas Lijja, 10-11
- 4 David Williams, 93-95  
Fredrik Olausson, 95-96  
Jamie Pushor, 97-99  
Antti-Jussi Niemi, 01-02  
Lance Ward, 02-04  
Todd Bertuzzi, 07-08  
Nick Boynton, 09-10  
Aaron Ward, 09-10
- 5 Robert Dirk, 94-96  
Ruslan Salei, 96-97  
Drew Bannister, 97-98  
Kevin Haller, 98-00  
Vitaly Vishnevski, 00-06  
Rick Jackman, 06-07  
Steve Montador, 08-09  
Luca Sbisa, 09-11
- 6 Sean Hill, 93-94  
Don McSween, 94-96  
Doug Houda, 97-98  
Vitaly Vishnevski, 99-01  
Jason Marshall, 05-06  
Nathan McLver, 08-09  
4 Alexei Kasatonov, 93-94  
Milos Holan, 95-96  
Pavel Trnka, 97-03  
Bruno St. Jacques, 05-06  
Shane Hnidy, 07-08  
Marc-Andre Bergeron, 07-08  
Brendan Morrison, 08-09  
Steve Eminger, 09-10
- 8 Tim Sweeney, 93-95  
Chad Kilger, 95-96  
Teemu Selanne, 96-01, 06-11  
Sandis Ozolinsh, 02-06
- 9 Paul Kariya, 94-03  
Bobby Ryan, 08-11
- 10 Jarrod Skalde, 93-94  
Oleg Tverdokov, 94-96, 99-02  
Roman Oksuta, 96-97  
Sean Pronger, 97-98  
Josef Marha, 97-99  
Jason Krog, 02-04  
Corey Perry, 06-11  
Valeri Karpov, 94-97  
Shawn Antoski, 97-98  
Matt Cullen, 98-99  
Kip Miller, 99-00  
Jeff Friesen, 00-02  
Andy McDonald, 00-01  
Marc Chouinard, 02-03  
Mathieu Schneider, 07-08  
Saku Koivu, 09-11
- 12 David Sacco, 95-96  
Kevin Todd, 96-98  
Mike Leclerc, 98-04  
Jeff Friesen, 05-06  
Brandon Bochenski, 07-08  
Josh Green, 08-09, 10-11
- 13 Ted Drury, 96-98  
German Titov, 00-02  
Teemu Selanne, 05-06  
Mark Hartigan, 06-07  
Mike Brown, 08-10
- 14 Joe Sacco, 93-98  
Antti Aalto, 98-01  
Cam Severson, 02-04  
Martin Skoula, 03-04
- Chris Kunitz, 06-09  
Joffrey Lupul, 09-10  
Maxim Lapierre
- 15 Steve Rucchin, 94-95  
David Karpa, 94-95  
Viacheslav Butsayev, 95-96  
Dmitri Mironov, 96-98  
Tony Hrkac, 99-01  
Jim Cummins, 01-02  
Joffrey Lupul, 03-06  
Ryan Getzlaf, 06-11
- 16 Peter Douris, 93-96  
Warren Rychel, 96-98  
Marty McInnis, 98-02  
George Parros, 06-11
- 17 Steven King, 93-94  
David Karpa, 95-96  
Jari Kurri, 96-97  
Tomas Sandstrom, 97-99  
Matt Cullen, 99-03  
Cam Severson, 03-04  
Jonathan Hedstrom, 05-06  
Dustin Penner, 06-07  
Denny Sutherland, 07-09  
Petteri Nokelainen, 08-10  
Lubomir Visnovsky, 09-11
- 18 Garry Valk, 93-97  
Mark Janssens, 97-98  
Ted Drury, 98-00  
Maxim Balmochnykh, 99-00  
Petr Tenkrat, 00-02  
Patric Kjellberg, 01-03  
Mikael Holmqvist, 03-04  
Drew Miller, 06-09
- 19 Anatoli Semenov, 93-95  
Bob Corkum, 95-96  
Shawn Antoski, 96-97  
Jeff Nielsen, 97-00  
Jim Cummins, 00-01  
Andy McDonald, 01-08  
Ryan Whitney, 08-10  
Joffrey Lupul, 10-11  
Brad Winchester, 10-11
- 20 Bob Corkum, 93-95  
Steve Rucchin, 94-04  
Maxim Kondratiev, 07-08  
Geoff Platt, 07-08  
Ryan Carter, 08-11
- 21 Patrick Carnback, 93-95  
Jim Campbell, 95-96  
Igor Nikulin, 96-97  
Espen Knutsen, 97-98  
Scott Ferguson, 98-99  
Ted Donato, 99-00  
Dan Bylsma, 00-04  
Sean O'Donnell, 05-08  
Sheldon Brookbank, 08-11
- 22 Shaun Van Allen, 93-96  
Ken Baumgartner, 96-97  
Brent Severyn, 97-98  
Johan Davidsson, 98-00  
Jorgen Jonsson, 99-00  
Jonas Ronnqvist, 00-01  
Alexei Smirnov, 02-04  
Todd Marchant, 05-11
- 23 Bill Houlder, 93-94  
Jason Marshall, 94-96, 97-01  
Brian Bellows, 96-97  
Sergei Krivokrasov, 01-02  
Stanislav Chistov, 02-04  
Francois Beauchemin, 05-08, 10-11  
Paul Mara, 10-11
- 24 Troy Loney, 93-94  
Tom Kurvers, 94-95  
Steven King, 95-96  
Ken Baumgartner, 95-96  
Mark Janssens, 96-97  
Ruslan Salei, 97-06  
Stanislav Chistov, 06-07  
Brad May, 06-09  
Evgeny Artyukhin, 09-10
- Francois Beauchemin, 10-11
- 25 Terry Yake, 93-94  
Todd Krygier, 95-96  
Adrian Plavsic, 96-97  
Mike Crowley, 98-99, 00-01  
Frank Banham, 99-00  
Kevin Sawyer, 01-03  
Zenon Konopka, 05-06  
Chris Pronger, 06-09  
Andy Sutton, 10-11
- 26 Robin Bawa, 93-94  
Mike Stilling, 95-96  
Nikolai Tsyglin, 96-97  
Jeremy Stevenson, 99-00  
Andrei Nazarov, 01-01  
Samuel Pahlsson, 00-09  
Erik Christensen, 08-10  
Jason Blake, 09-10  
Danny Syvret, 10-11
- 27 Lonnie Loach, 93-94  
John Lilley, 94-95  
Mike Leclerc, 96-98  
Pascal Trepanier, 98-01  
Denny Lambert, 01-02  
Craig Johnson, 03-04  
Peter Schastlivy, 03-04  
Scott Niedermayer, 05-10
- 28 Rومان Norris, 94-95  
Dwayne Oksuta, 95-96  
Jason Marshall, 96-97  
Niclas Havelid, 99-04  
Tyler Wright, 05-06  
Mark Mowers, 07-08  
Kyle Chipchura, 09-11
- 29 Randy Ladouceur, 93-96  
Darren Van Impe, 96-98  
Frank Banham, 97-98  
Ladislav Kohn, 99-01  
Timo Parssinen, 01-02  
Martin Gerber, 02-04  
Todd Fedoruk, 05-07  
Sebastian Caron, 06-07  
Ray Emery, 10-11
- 30 Dominic Roussel, 98-01  
Ilya Bryzgalov, 01-02, 03-08  
Timo Tuelmeier, 10-11
- 31 Guy Hebert, 93-01  
Steve Shields, 01-02  
Michael Wall, 06-07  
Curtis McElhinney, 09-11
- 32 Stu Grimson, 93-95, 98-00  
Alex Hicks, 95-96  
Richard Park, 96-98  
Marc Chouinard, 00-03  
Steve Thomas, 02-03  
Travis Moen, 05-09  
Kyle Calder, 09-10
- 33 Toni Lydman, 10-11  
Jim Thomson, 93-95  
David Karpa, 96-98  
Jim McKenzie, 98-00  
Ed Ward, 99-00  
Jason York, 01-02  
Mark Popovich, 03-04  
Joe DiPenta, 05-08  
Jason Blake, 09-11
- 34 Anatoli Fedotov, 93-94  
Dan Trebil, 96-99  
Kurt Sauer, 02-04  
Aaron Rone, 06-07  
James Wisniewski, 08-10  
Aaron Voros, 10-11  
Mikhail Shtalenkov, 93-98
- 35 Tom Askey, 98-99  
Jean-Sebastien Giguere, 00-10  
Todd Ewen, 93-96  
J.J. Daigneault, 96-98  
Tony Tuzolino, 97-98  
Drew Bannister, 01-02
- 37 Marc Moro, 07-98  
Bob Wren, 00-01
- Aris Brimanis, 01-02  
Chris O'Sullivan, 02-03  
Kip Brennan, 05-06  
Shane O'Brien, 06-07  
Jarkko Ruutu, 10-11
- 38 Mike Crowley, 97-98  
Rob Valicevic, 02-03  
Chris Kunitz, 03-06  
Ryan Shannon, 06-07  
Dan Ellis, 10-11
- 39 Don McSween, 93-94  
Frank Banham, 96-97  
Travis Green, 97-99, 06-07  
Petr Sykora, 02-06  
Doug Weir, 07-08  
Matt Beleskey, 09-11
- 40 Jeremy Stevenson, 95-98  
Antti-Jussi Niemi, 00-01  
Vaclav Prospal, 03-04  
Aaron Gavey, 05-06  
Kent Huskins, 06-09
- 41 Chris Armstrong, 03-04  
David McKee, 06-07  
Nathan Ostryck, 09-10  
Denny Lambert, 09-10
- 42 Barry Nieckar, 96-98  
Trevor Gillies, 05-06  
Jason King, 07-08  
Dan Sexton, 09-11
- 43 Maxim Bets, 93-94  
Bjorn Melin, 06-07
- 44 Myles O'Connor, 93-94  
Oleg Mikulchik, 95-96  
Antti Aalto, 97-98  
Mike Brown, 02-03  
Rob Niedermayer, 02-09
- 45 Scott McKay, 93-94  
Matt Cullen, 97-98  
Shawn Thornton, 06-07
- 46 J.F. Jomphe, 95-98  
Kevin Sawyer, 00-01  
Tony Martensson, 03-04  
Joe Motzko, 06-07
- 47 Stephan Lebeau, 94-95  
Tim Brent, 06-07
- 48 John Lilley, 93-94  
Darren Van Impe, 94-96  
Scott Young, 97-98  
Andy McDonald, 00-01  
Casey Hankinson, 03-04  
Mark Mowers, 07-08  
Andrew Ebbett, 07-10
- 50 Bob Wren, 97-98  
Troy Bodie, 08-11
- 51 Craig Reichert, 96-97  
Jonathan Hedstrom, 02-03  
Ryan Getzlaf, 05-06  
Kyle Palmieri, 10-11
- 52 Peter LeBoutillier, 96-98  
Ryan Carter, 06-08
- 53 Brett Festerling, 08-11
- 54 Sean Pronger, 95-97  
Bobby Ryan, 07-09  
Cam Fowler, 10-11  
Garrett Burnett, 03-04  
Brian Salcido, 08-09  
Petteri Virtanen, 07-08
- 60 Brendan Mikkelsen, 08-11
- 61 Corey Perry, 05-06
- 63 Nick Bonino, 09-11
- 64 Matt Beleskey, 08-09  
Brandon McMillan, 10-11
- 67 Tom Askey, 97-98  
MacGregor Sharp, 09-10
- 76 Dustin Penner, 05-06
- 77 Adam Oates, 02-03
- 91 Sergei Fedorov, 03-06
- 93 Anatoli Semenov, 95-96

# DUCKS HISTORY

## ALL-TIME INDIVIDUAL TOP SCORING MONTHS

### POINTS

Player	Month, Year	GP	Goals	Assists	Points	+/-
Teemu Selanne	February, 1999	13	12	13	25	+5
March, 2006	16	8	16	24	+9	
Teemu Selanne	November, 2006	15	10	13	23	+7
Teemu Selanne	January, 1999	14	8	15	23	+7
Paul Kariya	January, 1997	13	9	13	22	+13
Corey Perry	March, 2010	14	15	6	21	+9
Teemu Selanne	January, 1997	13	9	12	21	+12
Ryan Getzlaf	March, 2011	14	2	18	20	+11
Teemu Selanne	March, 2011	14	8	11	19	+1
Ryan Getzlaf	January, 2009	14	4	15	19	+5
Ryan Getzlaf	November, 2008	13	7	12	19	+8
Teemu Selanne	December, 2006	14	12	7	19	+10
Chris Pronger	November, 2006	15	3	16	19	+13
Paul Kariya	January, 2000	13	13	6	19	+1
Paul Kariya	January, 1999	14	6	13	19	+5
Paul Kariya	December, 1996	12	5	14	19	+4

### GOALS

Player	Month, Year	GP	Goals	Player	Month, Year	GP	Assists
Corey Perry	March, 2010	14	15	Ryan Getzlaf	March, 2011	14	18
Paul Kariya	January, 2000	13	13	Scott Niedermayer	January, 2009	14	16
Teemu Selanne	November, 1997	15	13	Chris Pronger	November, 2006	15	16
Teemu Selanne	December, 2006	14	12	Teemu Selanne	March, 2006	16	16
Paul Kariya	March, 2001	13	12	Ryan Getzlaf	January, 2009	14	15
Teemu Selanne	February, 1999	13	12	Paul Kariya	March, 2003	14	15
				Teemu Selanne	January, 1999	14	15
				Paul Kariya	December, 1996	12	14
				Andy McDonald	January, 2006	13	14

## YOUNGEST DUCKS TO APPEAR IN A GAME

Player	Born	First Game as a Duck	Age
Oleg Tverdovsky	5/8/76	1/21/95 @ Winnipeg	18 years, 8 months, 13 days
Cam Fowler	12/5/91	10/8/10 @ Detroit	18 years, 10 months, 3 days
Stanislav Chistov	4/17/83	10/10/03 @ St. Louis	19 years, 5 months, 23 days
Luca Sbisa	1/30/90	10/3/09 vs. San Jose	19 years, 8 months, 4 days
Kyle Palmieri	2/1/91	11/3/10 vs. Tampa Bay	19 years, 9 months, 2 days
Vitaly Vishnevski	3/18/80	1/19/00 vs. Dallas	19 years, 10 months, 1 day
Chad Kilger	11/27/76	10/9/95 @ Winnipeg	19 years, 10 months, 12 days
Joffrey Lupul	9/23/83	10/8/03 @ Dallas	20 years, 15 days
Maxim Bets	1/31/74	4/8/94 @ Edmonton	20 years, 2 months, 8 days
Paul Kariya	10/16/74	1/20/95 @ Edmonton	20 years, 3 months, 4 days

## OLDEST DUCKS TO APPEAR IN A GAME

Player	Born	Last Ducks Appearance	Age
Teemu Selanne	7/3/70	4/22/11 @ Nashville, Game 6 WCQF	40 years, 9 months, 19 days
Adam Oates	8/27/62	6/9/03 @ New Jersey, Game 7 SCF	40 years, 9 months, 12 days
Steve Thomas	7/15/63	6/9/03 @ New Jersey, Game 7 SCF	39 years, 10 months, 24 days
Mathieu Schneider	6/12/69	4/20/08 @ Dallas, Game 6 WCQF	38 years, 9 months, 28 days
Bret Hedican	8/10/70	2/26/09 @ Boston	38 years, 6 months, 16 days
Todd Marchant	8/12/73	4/22/11 @ Nashville, Game 6 WCQF	37 years, 7 months, 10 days
Fredrik Olausson	10/5/66	5/5/03 vs. Dallas, Game 6 WCSF	37 years, 7 months
Jason Blake	9/2/73	4/22/11 @ Nashville, Game 6 WCQF	37 years, 6 months, 20 days
Ken Klee	4/24/71	10/14/08 @ Los Angeles	37 years, 5 months, 20 days
Doug Weight	1/21/71	4/20/08 @ Dallas, Game 6 WCQF	37 years, 2 months, 29 days

## ATTENDANCE

The Anaheim Ducks have recorded 286 sellouts at Honda Center since their inaugural NHL season in 1993-94. The Ducks also had a club record 78-game (63 regular season, 15 playoff) sellout streak from 2006-08, and hosted the two largest crowds in club history in 2008-09...the club welcomed 17,601 fans in Game 4 vs. Detroit (Conference Semifinals) on May 7, 2009 and had a crowd of 17,597 vs. Philadelphia on Jan. 2, 2009...Anaheim sold out all 40 home games at Honda Center in 2007-08...it was just the second time a local NHL team (Southern California market) has sold out a full (non-lockout) regular season...the 1991-92 Los Angeles Kings were the only other such team to do so at the 16,005-seat Forum...the Ducks set franchise attendance records for sellouts (40), average attendance (17,195) and percent capacity (100.12%) in 2007-08...the Ducks broke the team record for consecutive regular season sellouts on Feb. 22, 2008 when they surpassed the previous record of 51 straight regular season sellouts set from Dec. 22, 1993-Oct. 20, 1995.

Season	Home Games			Road Games			
	Games	Total Attendance (Avg.)	Percent	Sellouts	Games	Total Attendance (Avg.)	Sellouts
1993-94*	41	696,560 (16,989)	98.9%	27	41	560,377 (15,107)	25
1994-95*	24	412,176 (17,174)	100.0%	24	24	381,073 (15,878)	13
1995-96	41	703,347 (17,155)	99.9%	38	41	640,545 (15,623)	17
1996-97	41	695,867 (16,972)	98.8%	28	41	685,829 (16,728)	27
1997-98+	40	682,735 (17,068)	99.4%	25	40	671,251 (16,781)	24
1998-99	41	647,973 (15,804)	92.0%	9	41	666,278 (16,251)	22
1999-00	41	592,874 (14,460)	84.2%	8	41	684,337 (16,691)	24
2000-01	41	553,990 (13,512)	78.7%	3	41	682,857 (16,655)	21
2001-02	41	492,089 (12,002)	69.9%	3	41	698,804 (17,044)	21
2002-03	41	573,524 (13,988)	81.5%	7	41	681,221 (16,615)	18
2003-04	41	614,504 (14,988)	87.3%	11	41	683,214 (16,664)	17
2005-06	41	620,380 (15,131)	88.1%	12	41	708,042 (17,269)	22
2006-07	41	671,916 (16,377)	95.4%	25	41	688,019 (16,781)	20
2007-08\$	40	687,813 (17,195)	100.1%	40	40	686,639 (17,166)	22
2008-09	41	696,629 (16,991)	98.9%	20	41	717,563 (17,502)	26
2009-10	41	621,903 (15,168)	88.2%	1	41	691,795 (16,873)	26
2010-11	41	603,283 (14,714)	85.7%	5	41	700,773 (17,092)	26
<b>Totals</b>	<b>678</b>	<b>10,567,563 (15,586)</b>	<b>90.8%</b>	<b>286</b>	<b>678</b>	<b>11,328,617 (16,709)</b>	<b>371</b>

\* 1993-94 schedule included two neutral site games (1 home, 1 away—not included in totals)

\* 1994-95 season shortened to 48 games due to work stoppage

+ 1997-98 schedule included two games in Japan (1 home, 1 away—not included in totals)

\$ 2007-08 schedule included two games in London, England (1 home, 1 away—not included in totals)



# DUCKS SEASON TOTALS

## DUCKS YEAR-BY-YEAR FINISH

SEASON	RECORD	PCTG.	GF	GA	STANDINGS	POWER PLAY	PENALTY KILL	GAA	HOME	ROAD	OT
1993-94	33-46-5, 71 PTS.	.423	229	251	4TH PAC./9TH WEST	54-376 (1.144)	67-388 (.827)	2.97	14-26-2	19-20-3	2-5-5
1994-95	16-27-5, 37 PTS.	.385	125	164	6TH PAC./12TH WEST	23-202 (1.114)	47-193 (.756)	3.38	11-9-4	5-18-1	2-0-5
1995-96	35-39-8, 78 PTS.	.476	234	247	4TH PAC./7-8TH WEST	60-426 (1.141)	81-423 (.809)	2.97	22-15-4	13-24-4	6-2-8
1996-97	36-33-13, 85 PTS.	.518	245	233	2ND PAC./4TH WEST	56-333 (1.168)	62-336 (.815)	2.80	23-12-6	13-21-7	3-0-13
1997-98	26-43-13, 65 PTS.	.396	205	261	6TH PAC./12TH WEST	46-392 (1.177)	72-396 (.818)	3.13	12-23-6	14-20-7	3-4-13
1998-99	35-34-13, 83 PTS.	.506	215	206	3RD PAC./6TH WEST	83-378 (2.200)	60-387 (.845)	2.48	21-14-6	14-20-7	1-3-13
1999-00	34-33-12-3, 83 PTS.	.506	217	227	5TH PAC./9TH WEST	55-332 (1.166)	62-296 (.791)	2.73	19-13-7-2	15-20-5-1	3-3-12
2000-01	25-41-11-5, 66 PTS.	.402	188	245	5TH PAC./15TH WEST	66-373 (1.177)	71-390 (.818)	2.94	15-20-4-2	10-21-7-3	4-5-11
2001-02	29-42-8-3, 69 PTS.	.421	175	198	5TH PAC./13TH WEST	43-373 (1.115)	46-330 (.861)	2.39	15-19-5-2	14-23-3-1	3-3-8
2002-03	40-27-9-6, 95 PTS.	.579	203	193	2ND PAC./7TH WEST	56-348 (1.161)	43-373 (.885)	2.35	22-10-7-2	18-17-2-4	5-6-9
2003-04	29-35-10-8, 76 PTS.	.463	184	213	4TH PAC./12TH WEST	56-310 (1.181)	54-353 (.847)	2.60	19-11-7-4	10-24-3-4	4-8-10
2005-06	43-27-12, 98 PTS.	.598	251*	222*	3RD PAC./6TH WEST	87-480 (1.811)	84-510 (.835)	2.67	26-10-5	17-17-7	6-5-7
2006-07	48-20-14, 110 PTS.	.689	254*	198*	1ST PAC./2ND WEST	89-398 (2.244)	61-410 (.851)	2.37	26-6-9	22-14-5	9-4-10
2007-08	47-27-8, 102 PTS.	.622	197*	184*	2ND PAC./4TH WEST	60-361 (1.166)	69-408 (.831)	2.24	28-9-4	19-18-4	12-1-7
2008-09	42-33-7, 91 PTS.	.562	238*	235*	2ND PAC./8TH WEST	73-309 (2.236)	78-385 (.797)	2.87	20-18-3	22-15-4	12-4-3
2009-10	39-32-11, 89 PTS.	.543	233*	243*	4TH PAC./11TH WEST	63-300 (2.101)	67-324 (.793)	2.96	25-11-5	14-21-6	8-3-8
2010-11	47-30-5, 99 PTS.	.603	235*	233*	2ND PAC./4TH WEST	67-285 (2.235)	57-305 (.813)	2.84	26-13-2	21-17-3	13-3-2
<b>TOTALS</b>	<b>604-569-189, 1397 PTS.</b>	<b>.513</b>	<b>3,628</b>	<b>3,753</b>		<b>1037-5976 (1.174)</b>	<b>1081-6207 (.826)</b>	<b>2.71</b>	<b>344-239-98</b>	<b>260-330-91</b>	<b>96-59-144</b>

\*DOES NOT INCLUDE "TEAM" GOALS AWARDED FOR SHOOTOUT WINS

## ALL-TIME DUCKS RECORD BY MONTH

SEASON	OCTOBER	NOVEMBER	DECEMBER	JANUARY	FEBRUARY	MARCH	APRIL	MAY
1993-94	2-8-2	6-7-0	6-8-0	6-6-2	4-6-1	6-8-0	3-3-0	-----
1994-95	-----	-----	-----	3-3-0	2-8-1	4-8-3	6-7-1	1-1-0
1995-96	3-8-0	8-5-1	3-9-3	4-5-1	5-8-0	7-3-2	5-1-1	-----
1996-97	1-9-2	6-5-2	6-5-1	7-5-1	6-6-1	7-3-4	3-0-2	-----
1997-98	5-4-4	6-8-1	2-8-2	4-7-2	3-2-0	4-9-2	2-5-2	-----
1998-99	3-3-3	5-7-1	5-3-4	4-9-1	10-3-0	6-4-2	2-5-2	-----
1999-00	6-5-1-1	6-5-1-0	6-6-2-0	4-7-2-0	5-3-4-0	5-5-2-1	2-2-0-1	-----
2000-01	6-4-1-2	2-8-3-1	5-7-1-1	2-10-1-0	3-5-2-1	6-5-2-0	1-2-1-0	-----
2001-02	4-7-1-0	3-9-2-0	6-5-2-3	6-8-1-0	2-3-0-0	6-7-1-0	2-3-1-0	-----
2002-03	3-5-3-0	5-2-3-3	7-7-0-0	7-4-1-1	8-5-1-0	9-3-1-1	1-1-0-1	-----
2003-04	4-5-1-1	4-2-3-4	5-8-0-0	3-7-4-1	7-4-1-2	5-9-1-0	1-0-0-0	-----
2005-06	6-5-1	5-6-3	6-4-2	7-2-4	3-2-1	11-4-1	5-4-0	-----
2006-07	9-0-3	10-2-3	9-5-0	4-5-2	5-5-2	10-3-2	1-0-2	-----
2007-08	4-7-2	8-4-2	7-6-1	8-4-1	10-2-1	8-4-1	2-0-0	-----
2008-09	6-5-1	8-3-2	5-7-1	6-7-1	6-6-0	8-4-1	3-1-1	-----
2009-10	4-6-2	6-5-2	6-6-3	9-6-0	5-2-0	7-6-1	2-1-3	-----
2010-11	4-7-1	8-4-2	8-6-1	8-3-0	5-5-1	11-3-0	3-2-0	-----
<b>TOTALS</b>	<b>70-88-32</b>	<b>96-84-39</b>	<b>92-100-27</b>	<b>92-98-26</b>	<b>89-75-19</b>	<b>120-88-28</b>	<b>44-37-18</b>	<b>1-1-0</b>

## ALL-TIME RECORDS AT THE ALL-STAR BREAK AND AT THE HALFWAY POINT

SEASON	DATE OF ALL-STAR GAME (HOST TEAM)	RECORD BEFORE	RECORD AFTER	FIRST HALF OF SEASON	SECOND HALF OF SEASON	OVERALL RECORD
1993-94	JAN. 22 (NYR)	18-27-4	15-19-1	16-24-2	17-22-3	33-46-5
1994-95	NONE	-----	-----	7-15-2	9-12-3	16-27-5
1995-96	JAN. 20 (BOS)	16-26-5	19-13-3	15-22-4	20-17-4	35-39-8
1996-97	JAN. 18 (SJ)	17-22-5	19-11-8	15-21-5	21-12-8	36-33-13
1997-98	JAN. 18 (VAN)	15-25-8	11-18-5	13-21-7	13-22-6	26-43-13
1998-99	JAN. 24 (TB)	17-19-9	18-15-4	16-17-8	19-17-5	35-34-13
1999-00	FEB. 6 (TOR)	22-23-8-1	12-10-4-2	18-17-5-1	16-16-7-2	34-33-12-3
2000-01	FEB. 4 (COL)	16-29-6-4	9-12-5-1	13-19-5-4	12-22-6-1	25-41-11-5
2001-02	FEB. 2 (LA)	19-29-6-3	10-13-2-0	13-20-5-3	16-22-3-0	29-42-8-3
2002-03	FEB. 2 (FLA)	22-18-7-4	18-9-2-2	15-16-7-3	25-11-2-3	40-27-9-6
2003-04	FEB. 8 (MIN)	17-23-8-7	12-12-2-1	13-17-6-5	16-18-4-3	29-35-10-8
2005-06	NONE	-----	-----	18-16-7	25-11-5	43-27-12
2006-07	JAN. 24 (DAL)	30-12-8	18-8-6	28-7-6	20-13-8	48-20-14
2007-08	JAN. 27 (ATL)	27-20-6	20-7-2	19-17-5	28-10-3	47-27-8
2008-09	JAN. 25 (MTL)	23-21-5	19-12-2	21-15-5	21-18-2	42-33-7
2009-10	NONE	-----	-----	16-18-7	23-14-4	39-32-11
2010-11	JAN. 30 (CAR)	28-20-4	19-10-1	20-17-4	27-13-1	47-30-5
<b>TOTALS</b>		<b>287-314-108</b>	<b>219-169-53</b>	<b>276-299-106</b>	<b>328-270-83</b>	<b>604-569-189</b>

# DUCKS SEASON TOTALS

## ALL-TIME DUCKS RECORD BY DAY OF THE WEEK

SEASON	SUNDAY	MONDAY	TUESDAY	WEDNESDAY	THURSDAY	FRIDAY	SATURDAY
1993-94	6-11-1	2-4-0	3-3-1	9-11-1	1-6-1	7-7-1	5-4-0
1994-95	3-6-1	3-1-0	0-5-1	4-4-0	3-2-1	1-7-2	2-2-0
1995-96	11-5-3	1-6-0	2-3-1	10-10-1	0-4-1	9-8-1	2-3-1
1996-97	6-5-4	4-3-1	0-3-1	11-9-3	0-3-1	12-5-2	3-5-1
1997-98	4-8-3	1-5-1	1-3-2	6-15-1	2-2-2	5-6-2	7-4-2
1998-99	7-4-1	4-3-1	1-1-1	9-10-3	2-3-1	8-9-3	4-4-3
1999-00	8-2-0-1	4-5-0-0	5-2-1-0	5-11-4-1	0-2-2-0	9-4-4-0	3-7-1-1
2000-01	8-8-2-0	2-2-0-1	2-2-0-0	5-14-3-1	1-2-1-1	5-8-4-2	2-5-1-0
2001-02	6-8-0-1	2-3-1-0	2-3-0-0	8-10-3-2	1-4-1-0	6-9-2-0	4-5-1-0
2002-03	12-4-3-0	1-1-1-1	3-3-1-2	12-5-1-0	6-3-1-1	4-7-2-2	2-4-0-0
2003-04	6-8-3-1	2-3-2-1	4-2-0-2	10-3-5-1	0-3-0-0	5-9-0-2	2-7-0-1
2005-06	9-3-2	5-2-3	4-5-0	6-10-0	2-3-1	8-2-4	9-2-2
2006-07	9-3-2	5-1-0	5-3-2	8-2-5	5-2-1	9-5-3	7-4-1
2007-08	9-4-2	4-1-0	5-2-1	10-5-2	6-3-0	7-6-2	6-6-1
2008-09	10-7-0	3-2-0	7-4-1	7-9-0	2-5-0	4-6-4	9-0-2
2009-10	6-2-3	4-2-0	5-5-2	8-6-0	4-6-1	5-2-4	7-9-1
2010-11	9-6-1	3-1-0	6-2-0	13-5-2	1-3-0	9-6-2	6-7-0
<b>TOTALS</b>	<b>129-94-34</b>	<b>50-45-13</b>	<b>55-51-19</b>	<b>141-139-39</b>	<b>36-56-17</b>	<b>113-106-48</b>	<b>80-78-19</b>

## ALL-TIME DUCKS RECORD BY DIVISION/CONFERENCE

SEASON	PACIFIC	CENTRAL	NORTHWEST	WEST	NORTHEAST	ATLANTIC	SOUTHEAST	EAST	OVERALL
1993-94	11-18-1	12-12-2	-----	23-30-3	4-8-2	6-8-0	-----	10-16-2	33-46-5
1994-95	11-10-3	5-17-2	-----	16-27-5	-----	-----	-----	-----	16-27-5
1995-96	15-16-1	7-14-3	-----	22-30-4	8-4-0	5-5-4	-----	13-9-4	35-39-8
1996-97	13-12-7	11-10-3	-----	24-22-10	5-5-2	7-6-1	-----	12-11-3	36-33-13
1997-98	11-17-4	5-15-4	-----	16-32-8	3-8-1	7-3-4	-----	10-11-5	26-43-13
1998-99	12-7-5	7-8-1	6-9-2	25-24-8	2-4-2	4-3-3	4-3-0	10-10-5	35-34-13
1999-00	11-9-3-1	10-5-2-0	5-8-3-0	26-22-8-1	2-6-1-0	2-3-2-1	4-2-1-1	8-11-4-2	34-33-12-3
2000-01	5-10-2-3	4-13-2-1	6-9-5-0	15-32-9-4	1-3-1-1	5-3-0-0	4-3-1-0	10-9-2-1	25-41-11-5
2001-02	8-9-2-1	7-11-2-0	6-9-3-2	21-29-7-3	0-5-1-0	5-2-0-0	3-6-0-0	8-13-1-0	29-42-8-3
2002-03	8-9-3-0	15-3-0-2	8-7-3-2	31-19-6-4	3-3-1-0	1-3-1-2	5-2-1-0	9-8-3-2	40-27-9-6
2003-04	8-10-4-2	6-7-4-3	8-9-1-2	22-26-9-7	1-4-0-1	2-3-1-0	4-2-0-0	7-9-1-1	29-35-10-8
2005-06	18-9-5	13-5-2	7-11-2	38-25-9	2-1-2	-----	3-1-1	5-2-3	43-27-12
2006-07	19-8-5	12-5-3	11-5-4	42-18-12	-----	2-1-2	4-1-0	6-2-2	48-20-14
2007-08	17-10-5	13-5-2	9-10-1	38-25-8	5-0-0	3-2-0	-----	8-2-0	47-27-8
2008-09	12-10-2	10-7-3	13-6-1	35-23-6	5-1-0	1-4-1	1-5-0	7-10-1	42-33-7
2009-10	7-13-4	10-8-2	13-4-3	30-25-9	3-1-2	2-4-0	4-2-0	9-7-2	39-32-11
2010-11	14-10-0	8-11-1	14-3-3	36-24-4	3-2-0	5-2-0	3-2-1	11-6-1	47-30-5
<b>TOTALS</b>	<b>200-187-63</b>	<b>155-156-44</b>	<b>106-90-37</b>	<b>460-433-144</b>	<b>47-55-17</b>	<b>57-52-22</b>	<b>39-29-6</b>	<b>143-136-45</b>	<b>604-569-189</b>

\*THE NHL EXPANDED TO SIX DIVISIONS FROM FOUR IN 1998-99

## ALL-TIME DUCKS RECORD VS. GOALS SCORED & ALLOWED

Season	WHEN SCORING					WHEN ALLOWING						
	0 goals	1 goal	2 goals	3 goals	4 goals	5+ goals	0 goals	1 goal	2 goals	3 goals	4 goals	5+ goals
1993-94	0-9-0	1-6-1	3-19-2	10-9-1	6-3-1	13-0-0	3-0-0	10-2-1	11-3-2	7-13-1	1-15-1	1-13-0
1994-95	0-6-0	0-7-0	1-8-2	5-4-2	3-1-1	7-1-0	2-0-0	5-0-0	3-4-2	4-5-2	2-4-1	0-14-0
1995-96	0-2-0	1-14-0	6-13-6	7-7-1	8-3-1	13-0-0	4-0-0	10-0-0	13-3-6	6-11-1	2-9-1	0-16-0
1996-97	0-1-0	1-11-3	4-9-4	9-10-2	11-1-1	11-1-3	6-0-1	11-0-3	12-2-4	5-8-2	2-12-1	0-11-3
1997-98	0-11-0	0-6-1	4-17-3	6-8-8	9-1-0	7-0-1	4-0-0	6-0-1	8-4-3	6-12-8	2-10-0	0-17-1
1998-99	0-5-0	3-14-0	3-11-8	10-4-2	6-0-3	13-0-0	7-0-0	17-4-0	3-3-7	5-10-3	3-9-3	0-8-0
1999-00	0-5-0-0	2-12-2-0	5-10-3-1	9-5-3-2	10-1-3-0	8-0-1-0	5-0-0-0	13-0-2-0	10-8-3-0	5-5-3-1	0-10-3-2	1-10-1-0
2000-01	0-9-0-0	3-9-2-1	3-19-5-3	5-3-3-0	8-1-1-1	6-0-0-0	6-0-0-0	6-2-2-0	7-1-5-1	4-13-3-3	2-12-1-0	0-13-0-1
2001-02	0-4-0-1	1-19-3-0	8-16-4-2	7-3-1-0	7-0-0-0	6-0-0-0	5-0-0-0	14-2-3-1	8-8-4-0	1-15-1-2	1-10-0-0	0-7-0-0
2002-03	0-6-0-0	2-11-1-2	7-6-7-3	13-3-0-1	11-1-1-0	7-0-0-0	9-0-0-0	11-2-1-0	12-5-7-2	7-3-0-3	0-13-1-1	1-4-0-0
2003-04	0-5-0-0	1-18-4-3	7-11-3-1	7-0-2-4	8-1-1-0	6-0-0-0	5-0-0-0	10-1-4-0	7-10-3-3	6-10-2-1	0-5-1-4	1-9-0-0
2005-06	0-3-1	1-9-1	6-9-5	4-5-4	13-1-0	19-0-1	3-0-0	11-1-1	12-3-1	11-11-5	6-7-4	0-5-1
2006-07	0-6-0	0-4-1	7-5-5	12-4-5	13-1-3	16-0-0	5-0-0	15-2-0	16-4-2	7-5-5	4-6-4	1-3-3
2007-08	0-9-1	0-10-1	15-6-4	11-1-1	12-1-0	9-0-1	3-0-0	23-2-1	13-5-1	8-6-4	0-7-1	0-7-1
2008-09	0-5-0	3-7-0	5-11-2	9-8-2	14-2-2	11-0-1	6-0-0	7-1-0	15-4-0	11-10-2	2-11-3	1-7-2
2009-10	0-6-0	0-11-0	3-6-5	13-6-3	14-3-3	9-0-0	3-0-0	8-1-0	19-1-2	6-8-5	3-9-4	0-13-0
2010-11	0-4-0	2-9-1	9-10-2	14-4-0	8-2-2	14-1-0	7-0-0	10-0-0	18-2-1	6-5-2	6-12-0	0-11-2
<b>Totals</b>	<b>0-96-3</b>	<b>21-177-27</b>	<b>96-186-80</b>	<b>151-84-47</b>	<b>161-23-24</b>	<b>175-3-8</b>	<b>83-0-0</b>	<b>187-20-20</b>	<b>187-70-59</b>	<b>105-150-59</b>	<b>36-161-36</b>	<b>6-168-15</b>

# GAME MARGINS AND STREAKS

## ALL-TIME GAMES WITH LARGEST MARGINS

### BIGGEST WINS

Date	Margin of Victory	Opponent	Score	Goaltenders (Ducks/Opp.)
12/20/96	7 goals	vs. Calgary	7-0	Hebert/Kidd
1/7/11	6 goals	vs. Columbus	6-0	Hiller/Mason, Garon
11/9/06	6 goals	@ Vancouver	6-0	Giguere/Luongo, Sabourin
1/29/00	6 goals	@ Pittsburgh	7-1	Hebert/Aubin, Skudra
10/19/99	6 goals	@ Washington	7-1	Hebert/Kolzig, Billington
4/11/10	5 goals	vs Edmonton	7-2	Hiller, McElhinney/Deslauriers
10/30/09	5 goals	vs Vancouver	7-2	Hiller/Raycroft, Schneider
10/8/09	5 goals	@ Boston	6-1	Hiller/Thomas
3/25/09	5 goals	@ Colorado	7-2	Hiller/Budaj,Raycroft
1/9/08	5 goals	vs. Toronto	5-0	Giguere/Toskala
12/8/06	5 goals	@ Washington	6-1	Giguere/Kolzig
11/21/06	5 goals	vs. San Jose	5-0	Giguere/Nabokov
11/30/05	5 goals	vs. Phoenix	6-1	Bryzgalov/LeNeveu
3/24/03	5 goals	vs. Columbus	5-0	Giguere/Denis, Labbe
12/15/02	5 goals	vs. Pittsburgh	5-0	Giguere/Aubin
1/25/02	5 goals	@ Dallas	6-1	Giguere/Belfour, Turco
11/4/01	5 goals	vs. Atlanta	5-0	Giguere/Hnilicka
1/1/99	5 goals	@ Buffalo	7-2	Hebert/Hasek
12/16/98	5 goals	vs. Nashville	6-1	Hebert/Vokoun
1/21/98	5 goals	vs. Florida	8-3	Hebert/Vanbiesbrouck, Weekes
11/15/95	5 goals	vs. New Jersey	6-1	Hebert/Brodeur, Terreri
10/29/95	5 goals	vs. Calgary	7-2	Hebert/Kidd, Tabaracci
5/3/95	5 goals	vs. Toronto	6-1	Shtalenkov/Rhodes
3/15/95	5 goals	@ Calgary	5-0	Hebert/Trefilov, Kidd

### Notes

Ducks score 3 shorthanded; P. Kariya - 2-3=5 Selanne, Ryan 2 goals each; Hiller 27 saves Getzlaf scores 2 goals; Giguere shutout  
Ties largest win ever on road; first win @ PIT  
Cullen-Kariya-Selanne line 10 pts.  
5 Ducks record multi-point games  
Niedermayer reaches 700-point plateau  
Selanne & Perry 2 goals each  
4 goals in 2nd period on 8 shots  
Giguere shutout; Perry, Bertuzzi 3 pts. each  
Marchant scores 1-2=3 pts. with a +3  
Selanne scores 2 goals; Giguere shutout  
Penner scores first 2 NHL goals  
Giguere shutout; Niedermayer two goals  
Giguere records third straight shutout  
Cullen two goals; Tverdokvsky three assists  
D. Bylsma two goals; Giguere shutout  
T. Selanne scores 3-2=5 pts. with a +4  
P. Selanne & T. Green score 2 goals each  
P. Kariya scores 3-2=5 pts. with a +5  
Ducks score 6-straight after early 1-0 deficit  
Ducks score club-record 5 goals in the 1st  
Ducks' rookies combined for 3-8=11 pts  
P. Kariya & S. Rucchin score 2 goals each

### BIGGEST LOSSES

Date	Margin of Defeat	Opponent	Score	Goaltenders (Ducks/Opp.)
3/21/01	8 goals	@ Dallas	8-0	Giguere, Naumenko/Belfour
3/24/00	7 goals	@ Vancouver	8-1	Hebert, Roussel/Potvin
2/1/95	7 goals	@ Dallas	9-2	Shtalenkov, Hebert/Moog
2/19/11	6 goals	@ St. Louis	9-3	McElhinney, Pielmeier/Conklin, Bishop
2/26/09	6 goals	@ Boston	6-0	Giguere, Hiller/Thomas
11/21/01	6 goals	@ Florida	6-0	Giguere/Luongo
12/22/99	6 goals	vs. Phoenix	8-2	Hebert, Roussel/Essensa
3/31/99	6 goals	@ New Jersey	7-1	Hebert, Roussel/Brodeur
12/27/95	6 goals	@ Los Angeles	7-1	Shtalenkov, Hebert/Hrudey
3/6/94	6 goals	@ San Jose	6-0	Hebert, Shtalenkov/Irbe

### Notes

Brett Hull scores four goals  
Peter Schaefer - 2-2=4 points  
Mike Modano - 2-4=6 points  
McDonald, Stewart, Oshie - 2 goals each  
Kobasew, Ryder - 2 goals each in 2nd  
Panthers net four in 2nd  
Phoenix scores five goals in 3rd  
Vadim Sharifjanov scores 2 goals  
Kings - 7 players with multiple-pt. games  
Sharks - 3 players with 3 points each



# GAME MARGINS AND STREAKS

## ALL-TIME RECORD STREAKS

### WINNING STREAKS

#### Longest Winning Streaks

7 games (Feb. 20-Mar. 7, 1999)  
6 games (Nov. 3-Nov. 12, 2010)  
6 games (Feb. 17-Mar. 3, 2008)  
6 games (Jan. 7-Jan. 18, 2008)  
6 games (Jan. 17-Mar. 25, 2006)  
6 games (Jan. 23-Feb. 6, 2002)  
6 games (Mar. 8-Mar. 22, 1996)  
5 games (Jan. 5-Jan. 13, 2010)  
5 games (Mar. 18-Mar. 25, 2009)  
5 games (Oct. 21-Oct. 29, 2008)  
5 games (Feb. 5-Feb. 12, 2008)  
5 games (Mar. 2-Mar. 11, 2007)  
5 games (Dec. 6-Dec. 13, 2006)  
5 games (Nov. 24-Dec. 2, 2006)  
5 games (Mar. 4-Mar. 13, 2001)

#### Longest Home Winning Streaks

11 games (Dec. 8, 2009-Feb. 10, 2010)  
10 games (Feb. 17-Mar. 26, 2008)  
7 games (Dec. 19-Jan. 15, 2008)  
7 games (Mar. 7-Apr. 4, 2006)  
6 games (Feb. 25-Mar. 11, 2007)  
6 games (Dec. 1-Dec. 12, 2002)  
5 games (Nov. 3-Nov. 12, 2010)  
5 games (Mar. 14-Mar. 29, 2010)  
5 games (Nov. 24-Dec. 14, 2008)  
5 games (Jan. 30-Feb. 18, 2004)  
5 games (Mar. 4-Apr. 1, 2001)  
5 games (Mar. 8-Apr. 3, 1996)  
5 games (Oct. 22-Nov. 5, 1995)  
5 games (Dec. 6-Dec. 18, 2002)

#### Longest Road Winning Streaks

7 games (Nov. 28-Dec. 13, 2006)  
6 games (Jan. 22-Feb. 13, 2011)  
6 games (Mar. 19-Apr. 4, 2009)  
5 games (Oct. 21-Nov. 4, 2008)  
5 games (Feb. 5-Feb. 12, 2008)  
5 games (Nov. 26-Dec. 26, 2000)  
4 games (Dec. 10-Dec. 27, 2007)  
4 games (Mar. 17-Mar. 25, 2006)  
4 games (Feb. 5-Feb. 15, 1999)  
4 games (Nov. 19-Nov. 24, 1993)

### LOSING STREAKS

#### Longest Losing Streaks

8 games (Nov. 3-Nov. 20, 2005)  
8 games (Oct. 12-Oct. 30, 1996)  
7 games (Mar. 1-Mar. 13, 1998)  
6 games (Nov. 14-Nov. 26, 2010)  
6 games (Jan. 20-Feb. 2, 2008)  
6 games (Nov. 14-Nov. 24, 2001)  
6 games (Jan. 19-Jan. 31, 2001)  
6 games (Oct. 20-Oct. 31, 1993)  
4 games (Dec. 22, 1993-Jan. 12, 1994)

#### Longest Home Losing Streaks

8 games (Jan. 10-Feb. 9, 2001)  
6 games (Nov. 4-Nov. 20, 2005)  
6 games (Feb. 7-Mar. 11, 1998)  
5 games (Oct. 16-Oct. 30, 1996)  
4 games (Feb. 2-Feb. 25, 2011)  
4 games (Oct. 17-Oct. 26, 2009)  
4 games (Feb. 15-Mar. 8, 2009)  
4 games (Dec. 17-Dec. 22, 1995)

#### Longest Road Losing Streaks

7 games (Oct. 8-Nov. 12, 2005)  
6 games (Sept. 29-Oct. 23, 2007)  
6 games (Dec. 2-Dec. 27, 2003)  
6 games (Mar. 26-Apr. 21, 1995)  
6 games (Feb. 23-Mar. 11, 1995)  
6 games (Oct. 20-Nov. 14, 1993)

### UNBEATEN STREAKS

#### Longest Unbeaten Streaks

12 games (Feb. 22-Mar. 19, 1997; 7-0-5)  
8 games (Feb. 20-Mar. 10, 1999; 7-0-1)  
7 games (Mar. 28-Apr. 11, 1997; 5-0-2)  
7 games (Mar. 8-24, 1996; 6-0-1)  
6 games (Nov. 3-Nov. 12, 2011; 6-0-0)  
6 games (Feb. 17-Mar. 3, 2008; 6-0-0)  
6 games (Jan. 7-Jan. 18, 2008; 6-0-0)  
6 games (Jan. 23-Feb. 6, 2002; 6-0-0)  
6 games (Dec. 6-18, 1998; 4-0-2)  
6 games (Oct. 15-31, 1998; 3-0-3)

#### Longest Home Unbeaten Streaks

14 games (Feb. 12-Apr. 9, 1997; 10-0-4)  
11 games (Dec. 8, 2009-Feb. 10, 2010; 11-0-0)  
10 games (Feb. 17-Mar. 26, 2008; 10-0-0)  
9 games (Nov. 24-Dec. 22, 2002; 6-0-3-0)  
9 games (Mar. 8-Apr. 14, 1996; 8-0-1)  
7 games (Dec. 19-Jan. 15, 2008; 7-0-0)  
6 games (Feb. 25-Mar. 11, 2007; 6-0-0)  
6 games (Feb. 26-Mar. 17, 1999; 4-0-2)  
6 games (Nov. 22-Dec. 18, 1998; 4-0-2)

#### Longest Road Unbeaten Streaks

7 games (Nov. 28-Dec. 13, 2006; 7-0-0)  
6 games (Jan. 22-Feb. 13, 2011; 6-0-0)  
6 games (Mar. 19-Apr. 4, 2009; 6-0-0)  
5 games (Oct. 21-Nov. 4, 2008; 5-0-0)  
5 games (Feb. 5-Feb. 12, 2008; 5-0-0)  
5 games (Jan. 29-Feb. 8, 2000; 3-0-2-0)  
5 games (Nov. 26-Dec. 26, 1999; 5-0-0)  
5 games (Mar. 19-26, 1998; 3-0-2)  
5 games (Oct. 21-30, 1997; 3-0-2)  
5 games (Jan. 2-19, 1994; 3-0-2)

### WINLESS STREAKS

#### Longest Winless Streaks

9 games (Nov. 7-Nov. 24, 2001; 0-7-2-0)  
9 games (Oct. 10-30, 1996; 0-8-1)  
9 games (Nov. 21-Dec. 10, 1995; 0-6-3)  
8 games (Jan. 2, 2004-Jan. 15, 2004; 0-5-3-0)  
8 games (Dec. 27-Jan. 12, 2002; 0-6-2-0)  
8 games (Oct. 30-Nov. 15, 2000; 0-6-2-0)  
7 games (Dec. 26, 2002-Jan. 8, 2003; 0-6-1-0)  
7 games (Dec. 27-Jan. 12, 2000; 0-6-1-0)  
7 games (Mar. 1-13, 1998; 0-7-0)

#### Longest Home Winless Streaks

11 games (Jan. 5-Feb. 14, 2001; 0-8-3-0)  
7 games (Dec. 21-Jan. 21, 2003; 0-3-4-0)  
6 games (Nov. 7-Nov. 30, 2001; 0-4-2-0)  
6 games (Nov. 22-Dec. 10, 1999; 0-4-2)  
6 games (Feb. 7-Mar. 11, 1998; 0-6-0)  
5 games (Nov. 10-19, 1997; 0-4-1)  
5 games (Oct. 16-30, 1996; 0-5-0)

#### Longest Road Winless Streaks

13 games (Nov. 1-Dec. 27, 2003; 0-8-2-3)  
10 games (Mar. 26-Oct. 11, 1995; 0-9-1)  
8 games (Dec. 27, 2001-Jan. 19, 2002; 0-6-2-0)  
8 games (Nov. 29, 1997-Jan. 1, 1998; 0-6-2)  
7 games (Dec. 22-Jan. 15, 2001; 0-5-1-1)  
7 games (Dec. 27-Jan. 22, 2000; 0-6-1-0)  
7 games (Nov. 22-Dec. 27, 1995; 0-5-2)

### SEASON-BY-SEASON STREAKS

#### Season Longest Winning Streak

1993-94 4 games (11/19-11/24)  
1994-95 2 games (two times)  
1995-96 6 games (3/8-3/22)  
1996-97 3 games (two times)  
1997-98 3 games (two times)  
1998-99 7 games (2/20-3/7)  
1999-00 4 games (12/12-12/19)  
2000-01 5 games (3/4-3/13)  
2001-02 6 games (1/23-2/6)  
2002-03 5 games (12/6-12/18)  
2003-04 3 games (three times)

#### Season Longest Losing Streak

6 games (10/20-10/31)  
3 games (five times)  
5 games (12/17-12/27)  
8 games (10/12-10/30)  
7 games (3/1-3/13)  
3 games (four times)  
4 games (12/27-1/5)  
6 games (1/19-1/31)  
6 games (11/14-11/24)  
5 games (12/16-1/3)  
4 games (three times)

#### Season Longest Unbeaten Streak

4 games (twice; 2-0-2, 4-0-0)  
2 games (five times)  
7 games (3/8-3/24; 6-0-1)  
12 games (2/22-3/19; 7-0-5)  
5 games (3/19-3/26; 3-0-2)  
8 games (2/20-3/10; 7-0-1)  
5 games (1/29-2/8; 3-0-2-0)  
5 games (3/13-3/24; 5-0-0-0)  
6 games (1/23-3/6; 6-0-0-0)  
5 games (12/6-12/18; 5-0-0-0)  
3 games (three times)

#### Season Longest Winless Streak

6 games (10/20-10/31; 0-6-0)  
5 games (3/3-3/11; 0-4-1)  
9 games (11/22-12/10; 0-6-3)  
9 games (10/10-10/30; 0-8-1)  
7 games (3/1-3/13; 0-7-0)  
5 games (three times)  
7 games (12/17-1/12; 0-6-1-0)  
8 games (10/30-11/15; 0-6-2-0)  
9 games (11/7-11/24; 0-7-2-0)  
7 games (12/26-1/8; 0-6-1-0)  
8 games (1/2-1/15; 0-5-3-0)

#### Season Longest Point Streak

6 games (twice)  
16 games (10/6-11/9; 12-0-1-3)  
9 games (1/2-1/18; 8-0-0-1)  
9 games (10/21-11/5; 8-0-0-1)  
9 games (3/26-4/8; 4-0-0-3)  
7 games (11/3-11/14; 6-0-1-0)

2005-06 6 games (3/17-3/25)  
2006-07 5 games (three times)  
2007-08 6 games (two times)  
2008-09 5 games (two times)  
2009-10 5 games (1/5-1/13)  
2010-11 6 games (11/3-11/12)

# ALL-TIME OVERTIME RECORDS

## REGULAR SEASON

SEASON	OT GAMES	HOME	ROAD	TOTAL
1993-94	12	1-5-2	1-0-3	2-5-5
1994-95	7	2-0-4	0-0-1	2-0-5
1995-96	16	3-2-4	3-0-4	6-2-8
1996-97	16	0-0-6	3-0-7	3-0-13
1997-98	20	2-1-6	1-3-7	3-4-13
1998-99	17	1-2-6	0-1-7	1-3-13
1999-00	18	3-2-7	0-1-5	3-3-12
2000-01	20	3-2-4	1-3-7	4-5-11
2001-02	14	1-2-5	2-1-3	3-3-8
2002-03	21	3-2-7	3-4-2	6-6-9
2003-04	22	3-4-7	1-4-3	4-8-10
*2005-06	18	4-2-3	2-3-4	6-5-7
*2006-07	23	3-2-7	6-2-3	9-4-10
*2007-08	20	10-1-3	2-0-4	12-1-7
*2008-09	19	5-1-2	7-3-1	12-4-3
*2009-10	19	4-1-4	4-2-4	8-3-8
*2010-11	18	5-1-1	8-2-1	13-3-2
<b>TOTALS</b>	<b>300</b>	<b>53-30-78</b>	<b>44-29-66</b>	<b>97-59-144</b>

\*Beginning with the 2005-06 season, the third number in the OT column is shootout losses

## OVERTIME SUMMARY BY OPPONENT

Record: Win - Loss (OT or SO) - Tie

OPPONENT	DATE	SITE	RESULT	GW/GT GOAL (time of goal)
Boston (1-3-2)	10/15/93	Anaheim	1-1 tie	Joe Juneau (8:42 of 3rd)
	2/21/96	Anaheim	4-3 win	Alex Hicks (1:35 of OT)
	10/11/00	Anaheim	3-2 loss	Joe Thornton (2:03 of OT)
Buffalo (1-2-3)	10/17/00	Anaheim	2-2 tie	Martin Lapointe (17:24 of 2nd)
	10/19/03	Anaheim	4-3 loss	Sergei Samsonov (4:08 of OT)
	1/16/06	Boston	4-3 loss	Patrice Bergeron (1:55 of OT)
	3/8/96	Anaheim	3-2 win	Paul Kariya (2:03 of OT)
	12/6/96	Buffalo	1-1 tie	Derek Plante (17:53 of 1st)
	1/6/99	Anaheim	3-2 loss	Michael Peca (0:29 of OT)
	2/1/00	Buffalo	2-2 tie	Steve Rucchin (14:16 of 3rd)
	10/20/00	Buffalo	2-2 tie	Chris Gratton (19:52 of 3rd)
	12/8/05	Buffalo	3-2 loss	Maxim Afinogenov (2:11 of OT)
	10/17/93	Anaheim	2-2 tie	Joe Nieuwendyk (19:41 of 3rd)
Calgary (8-1-7)	3/16/97	Anaheim	2-2 tie	Dave Gagner (6:43 of 3rd)
	11/7/97	Calgary	4-3 win	Scott Young (3:34 of OT)
	11/29/97	Calgary	3-2 loss	Sandy McCarthy (1:36 of OT)
	4/5/98	Anaheim	3-3 tie	Travis Green (8:21 of 3rd)
	2/16/00	Anaheim	6-5 win	Oleg Tverdokvov (1:40 of OT)
	11/24/00	Calgary	2-2 tie	Jarome Iginla (12:37 of 2nd)
	1/5/01	Anaheim	4-4 tie	Teemu Selanne (11:54 of 3rd)
	11/7/00	Anaheim	3-3 tie	Dave Lowry (15:58 of 3rd)
	2/12/03	Anaheim	4-3 win	Mike Leclerc (0:10 of OT)
	3/16/03	Anaheim	2-2 tie	Petr Sykora (19:29 of 3rd)
	2/11/09	Anaheim	3-2 win	Scott Niedermayer (0:55 of OT)*
	11/23/09	Anaheim	3-2 win	Teemu Selanne (SO)
	12/10/10	Anaheim	3-2 win	Corey Perry (SO)
	2/11/11	Calgary	5-4 win	Cam Fowler (4:41 of OT)
Carolina (1-0-2)	3/20/11	Anaheim	5-4 win	Corey Perry (2:38 of OT)
	11/11/98	Anaheim	5-4 win	Steve Rucchin (1:04 of OT)
	1/7/00	Carolina	4-4 tie	Glen Wesley (12:33 of 3rd)
	2/11/01	Anaheim	2-2 tie	Mike Leclerc (11:34 of 3rd)
	Chicago (1-4-5)	11/24/95	Anaheim	5-4 loss
3/24/96		Chicago	2-2 tie	Alex Hicks (7:24 of 3rd)
4/1/97		Anaheim	3-3 tie	Steve Rucchin (8:43 of 3rd)
2/1/98		Anaheim	4-3 win	Teemu Selanne (2:51 of OT)
10/21/99		Chicago	5-5 tie	Teemu Selanne (18:47 of 3rd)
3/15/02		Anaheim	1-1 tie	Steve Sullivan (9:09 of 3rd)
10/26/03		Chicago	1-1 tie	Joffrey Lupul (12:50 of 3rd)
11/17/06		Anaheim	4-3 loss	Tuomo Ruutu (SO)
3/3/09		Chicago	3-2 loss	Martin Havlat (1:40 of OT)
11/14/10		Chicago	3-2 loss	Viktor Stalberg (4:32 of OT)
Colorado (6-4-7)		10/10/96	Colorado	6-6 tie
	11/3/96	Anaheim	1-1 tie	Roman Oksita (19:58 of 3rd)
	3/9/97	Colorado	2-2 tie	Teemu Selanne (16:42 of 3rd)
	4/13/98	Anaheim	2-2 tie	Frank Banham (13:44 of 3rd)
	1/21/00	Anaheim	3-3 tie	Teemu Selanne (18:20 of 3rd)
	4/4/01	Colorado	1-1 tie	Joe Sakic (16:28 of 2nd)
	12/10/01	Colorado	1-1 tie	Joe Sakic (19:54 of 2nd)
	10/20/02	Anaheim	3-2 win	Andy McDonald (4:49 of OT)
	11/8/02	Colorado	3-2 win	Niclas Havelid (0:20 of OT)
	4/4/03	Anaheim	4-3 loss	Milan Hejduk (4:50 of OT)
	11/18/03	Colorado	2-1 loss	Teemu Selanne (3:11 of OT)
	1/30/04	Anaheim	4-3 win	Niclas Havelid (3:39 of OT)
	3/22/06	Anaheim	5-4 win	Jonathan Hedstrom (3:22 of OT)
11/22/06	Colorado	3-2 loss	Joe Sakic (SO)	



# ALL-TIME OVERTIME RECORDS

	1/13/07	Anaheim	3-2 loss	Milan Hejduk (SO)
	12/19/07	Anaheim	2-1 win	Mathieu Scheider (3:31 of OT)
	2/20/08	Anaheim	3-2 win	Corey Perry (SO)
Columbus (3-3-1)	12/13/00	Anaheim	5-4 win	Niclas Havelid (2:13 of OT)
	1/11/04	Anaheim	2-2 tie	Rick Nash (14:37 of 3rd)
	3/5/06	Anaheim	3-2 loss	Rick Nash (SO)
	3/14/07	Anaheim	5-4 loss	David Vyborny (SO)
	11/1/07	Anaheim	2-1 win	Mathieu Schneider (SO)
	12/10/07	Columbus	4-3 win	Chris Pronger (3:14 of OT)
	11/13/09	Columbus	3-2 loss	Kristian Huselius (SO)
Dallas (9-7-4)	12/22/93	Anaheim	3-2 loss	Dean Evason (3:20 of OT)
	1/11/98	Anaheim	2-1 win	Joe Sacco (3:38 of OT)
	10/30/98	Dallas	3-3 tie	Teemu Selanne (19:49 of 3rd)
	2/16/01	Dallas	3-2 loss	Derian Hatcher (1:35 of OT)
	11/11/01	Anaheim	2-2 tie	Jere Lehtinen (15:00 of 3rd)
	11/19/03	Dallas	3-3 tie	Andy McDonald (8:19 of 3rd)
	1/5/04	Anaheim	2-2 tie	Rob Niedermayer (9:59 of 3rd)
	1/6/06	Dallas	4-3 loss	Antti Miettinen (SO)
	3/31/06	Anaheim	5-4 win	Rob Niedermayer (SO)
	10/15/06	Anaheim	4-3 loss	Jussi Jokinen (SO)
	3/22/07	Anaheim	3-2 win	Scott Niedermayer (2:28 of OT)
	4/6/07	Dallas	2-1 loss	Ladislav Nagy (SO)
	3/30/08	Anaheim	3-2 win	Chris Kunitz (SO)
	11/22/08	Dallas	2-1 win	Ryan Getzlaf (SO)
	12/27/08	Dallas	4-3 loss	Mike Modano (3:34 of OT)
	4/10/09	Anaheim	4-3 win	Teemu Selanne (SO)
	12/8/09	Anaheim	4-3 win	Saku Koivu (4:13 of OT)
	4/8/10	Dallas	3-2 loss	Mike Modano (SO)
	3/4/11	Anaheim	4-3 win	Lubomir Visnovsky (4:56 of OT)
	3/23/11	Dallas	4-3 win	Cam Fowler (1:42 of OT)
Detroit (3-4-7)	1/19/94	Detroit	4-4 tie	Bob Corkum (12:05 of 2nd)
	3/9/95	Anaheim	4-4 tie	Paul Kariya (10:04 of 3rd)
	4/5/96	Anaheim	2-2 tie	Sergei Fedorov (16:52 of 3rd)
	3/2/97	Detroit	1-1 tie	Ted Drury (11:09 of 3rd)
	3/30/97	Detroit	1-0 win	Steve Rucchin (3:41 of OT)
	3/26/98	Detroit	3-3 tie	Pavel Trnka (6:29 of 3rd)
	12/22/00	Detroit	2-1 loss	Sergei Fedorov (0:19 of OT)
	4/3/02	Anaheim	1-1 tie	Luc Robitaille (11:48 of 2nd)
	11/15/02	Detroit	2-1 loss	Sergei Fedorov (4:39 of OT)
	1/21/04	Anaheim	2-2 tie	Vaclav Prospal (19:00 of 3rd)
	10/2/07	Detroit	3-2 loss	Jiri Hudler (SO)
	10/29/08	Anaheim	5-4 win	Francois Beauchemin (1:39 of OT)
	12/11/09	Detroit	3-2 loss	Todd Bertuzzi (1:07 of OT)
	3/2/11	Detroit	2-1 win	Bobby Ryan (2:50 of OT)^
Edmonton (6-6-2)	3/31/94	Anaheim	3-2 loss	Jason Arnott (1:44 of OT)
	1/23/95	Anaheim	5-4 win	Peter Douris (4:20 of OT)
	4/5/95	Anaheim	4-3 win	Stephan Lebeau (4:09 of OT)
	2/8/97	Edmonton	2-1 win	Teemu Selanne (0:45 of OT)
	2/26/97	Anaheim	3-3 tie	Sean Pronger (17:16 of 3rd)
	11/20/98	Anaheim	3-2 loss	Andrei Kovalenko (0:39 of OT)
	2/14/01	Anaheim	3-3 tie	Mike Leclerc (18:54 of 3rd)
	12/5/01	Edmonton	3-2 loss	Steve Staios (1:21 of OT)
	2/2/04	Edmonton	2-1 loss	Jarret Stoll (0:36 of OT)
	2/6/06	Edmonton	6-5 loss	Fernando Pisani (SO)
	11/28/06	Edmonton	3-2 win	Ryan Getzlaf (2:19 of OT)
	10/28/07	Anaheim	3-2 loss	Sam Gagner (SO)
	12/19/08	Edmonton	3-2 win	Corey Perry (SO)
	12/7/10	Edmonton	3-2 win	Cam Fowler (SO)
Florida (1-1-3)	12/7/95	Florida	3-3 tie	Todd Krygier (11:44 of 3rd)
	1/4/98	Florida	3-3 tie	Teemu Selanne (19:20 or 3rd)
	10/16/99	Florida	3-2 loss	Jaroslav Spacek (1:26 of OT)
	1/3/01	Anaheim	3-2 win	Petr Tenkrat (4:01 of OT)
	11/24/02	Anaheim	4-4 tie	Kristian Huselius (19:46 of 3rd)
Los Angeles (9-12-10)	3/21/95	Anaheim	3-3 tie	Dan Quinn (18:53 of 3rd)
	4/23/95	Los Angeles	2-2 tie	Marty McSorley (19:19 of 3rd)
	12/31/95	Los Angeles	2-2 tie	Rick Tocchet (7:43 of 3rd)
	2/17/96	Los Angeles	2-1 win	Paul Kariya (4:07 of OT)
	1/25/97	Los Angeles	2-2 tie	Kai Nurminen (17:15 of 3rd)
	1/12/98	Los Angeles	3-2 loss	Ray Ferraro (2:04 of OT)
	1/24/98	Anaheim	3-3 tie	Paul Kariya (2:51 of 3rd)
	3/9/98	Los Angeles	4-3 loss	Yanic Perreault (4:19 of OT)
	4/15/99	Los Angeles	4-3 loss	Ray Ferraro (2:21 of OT)
	12/3/99	Anaheim	1-1 tie	Pavel Trnka (15:30 of 1st)
	3/15/00	Anaheim	2-2 tie	Bryan Smolinski (0:59 of 2nd)
	4/9/00	Anaheim	4-3 loss	Glen Murray (1:06 of OT)
	10/23/00	Anaheim	5-4 loss	Ziggy Palffy (1:04 of OT)
	3/24/01	Los Angeles	3-3 tie	Oleg Tverdokvsky (12:51 of 3rd)
	12/16/01	Anaheim	3-2 loss	Aaron Miller (0:14 of OT)
	11/29/02	Anaheim	2-2 tie	Keith Carney (3:28 of 3rd)
	1/7/04	Anaheim	4-4 tie	Todd Simpson (10:54 of 3rd)
	1/28/04	Anaheim	4-3 loss	Joseph Corvo (2:37 of OT)

# ALL-TIME OVERTIME RECORDS

	12/16/05	Anaheim	4-3 loss	Alexander Frolov (SO)
	1/23/06	Los Angeles	3-2 loss	Joe Corvo (SO)
	1/30/06	Anaheim	4-3 win	Scott Niedermayer (1:48 of OT)
	10/22/06	Los Angeles	3-2 win	Ryan Getzlaf (SO)
	2/17/07	Los Angeles	3-2 win	Corey Perry (SO)
	2/18/07	Anaheim	4-3 loss	Lubomir Visnovsky (SO)
	3/1/07	Los Angeles	4-3 loss	Michael Cammalleri (3:17 of OT)
	11/13/07	Anaheim	4-3 win	Corey Perry (SO)
	3/26/08	Anaheim	2-1 win	Mathieu Schneider (SO)
	11/04/08	Los Angeles	1-0 win	Chris Pronger (0:40 of OT)
	4/3/10	Los Angeles	2-1 win	Saku Koivu (SO)
	4/6/10	Anaheim	5-4 loss	Anze Kopitar (SO)
Minnesota (2-7-2)	3/19/11	Los Angeles	2-1 win	Corey Perry (1:32 of OT)
	12/8/00	Minnesota	1-0 win	Oleg Tverdovsky (0:21 of OT)
	1/11/02	Minnesota	2-2 tie	Paul Kariya (11:34 of 2nd)
	1/23/02	Anaheim	3-2 win	Keith Carney (4:02 of OT)
	1/20/03	Anaheim	2-1 loss	Antti Laaksonen (2:53 of OT)
	11/30/03	Minnesota	1-1 tie	Sandis Ozolins (18:35 of 2nd)
	11/6/05	Anaheim	4-3 loss	Randy Robitaille (SO)
	10/27/06	Minnesota	3-2 loss	Mikko Koivu (SO)
	10/6/09	Minnesota	4-3 loss	Andrew Brunette (3:08 of OT)
	12/4/09	Minnesota	5-4 loss	Guillaume Latendresse (SO)
	11/17/10	Minnesota	2-1 loss	Antti Miettinen (3:36 of OT)
	2/25/11	Anaheim	3-2 loss	Pierre-Marc Bouchard (4:53 of OT)
Montreal (2-2-2)	11/8/95	Montreal	3-2 win	Paul Kariya (2:35 of OT)
	10/7/96	Montreal	6-6 tie	Bobby Dollas (14:09 of 3rd)
	11/12/97	Anaheim	4-3 loss	Valeri Bure (4:07 of OT)
	10/29/02	Montreal	2-2 tie	Keith Carney (15:08 of 3rd)
	3/7/10	Anaheim	4-3 loss	Tomas Plekanec (SO)
	1/22/11	Montreal	4-3 win	Bobby Ryan (SO)
Nashville (5-5-2)	11/4/00	Nashville	3-3 tie	Pascal Trepanier (17:47 of 3rd)
	12/28/00	Nashville	2-2 tie	Petr Tenkrat (8:46 of 3rd)
	3/11/01	Anaheim	1-0 win	Mike Crowley (3:40 of OT)
	4/1/03	Nashville	2-1 win	Steve Thomas (4:07 of OT)
	11/21/03	Anaheim	4-3 loss	Scott Hartnell (1:31 of OT)
	2/20/04	Anaheim	3-2 loss	Scott Walker (3:34 of OT)
	10/8/05	Nashville	3-2 loss	Paul Kariya (SO)
	1/9/07	Nashville	5-4 loss	Steve Sullivan (3:12 of OT)
	3/4/07	Anaheim	3-2 win	Teemu Selanne (SO)
	11/14/08	Anaheim	4-3 loss	Dan Hamhuis (2:17 of OT)
	3/18/09	Anaheim	4-3 win	Teemu Selanne (0:34 of OT)
	3/24/09	Nashville	2-1 win	Teemu Selanne (SO)
New Jersey (0-1-1)	3/8/03	New Jersey	3-2 loss	Jamie Lagenbrunner (3:04 of OT)
	11/26/03	Anaheim	3-3 tie	Sergei Fedorov (18:11 of 3rd)
N.Y. Islanders (2-2-4)	10/10/93	Anaheim	4-3 loss	Pierre Turgeon (2:43 of OT)
	11/17/95	Anaheim	2-1 win	Peter Douris (4:59 of OT)
	11/20/96	Anaheim	2-2 tie	Bryan Smolinski (6:32 of 2nd)
	12/18/98	Anaheim	2-2 tie	Mariusz Czerkawski (10:32 of 3rd)
	4/3/99	New York	2-2 tie	Matt Cullen (17:34 of 3rd)
	2/17/03	New York	2-2 tie	Alexei Yashin (12:49 of 3rd)
	10/11/06	Anaheim	5-4 loss	Mike York (SO)
	3/19/10	Anaheim	5-4 win	Saku Koivu (0:14 of OT)
N.Y. Rangers (0-3-1)	10/26/97	New York	3-3 tie	Teemu Selanne (12:01 of the 3rd)
	3/8/00	Anaheim	4-3 loss	Brian Leetch (0:29 of OT)
	11/19/02	New York	3-2 loss	Pavel Bure (0:57 of OT)
	11/1/06	Anaheim	4-3 loss	Jaromir Jagr (3:09 of OT)
Ottawa (2-1-3)	12/30/96	Ottawa	4-3 win	Steve Rucchin (4:33 of OT)
	10/10/97	Anaheim	1-1 tie	Espen Knutsen (8:32 of 3rd)
	12/28/98	Ottawa	2-2 tie	Shawn McEachern (19:54 of 3rd)
	3/17/99	Anaheim	2-2 tie	Marian Hossa (17:47 of 2nd)
	1/19/06	Ottawa	4-3 win	Chris Kunitz (SO)
	12/6/09	Anaheim	4-3 loss	Daniel Alfredsson (SO)
	1/18/11	Ottawa	2-1 win	Bobby Ryan (SO)
Philadelphia (3-1-5)	3/27/94	Philadelphia	3-2 win	Garry Valk (0:24 of OT)
	1/9/96	Philadelphia	2-2 tie	John LeClair (17:33 of 2nd)
	10/15/97	Anaheim	2-2 tie	Tomas Sandstrom (15:28 of 3rd)
	3/19/98	Philadelphia	3-3 tie	Frank Banham (19:32 of 2nd)
	11/3/99	Anaheim	3-3 tie	John LeClair (19:55 of 2nd)
	2/3/00	Philadelphia	3-3 tie	Eric Lindros (6:15 of 3rd)
	10/22/03	Anaheim	4-3 win	Rob Niedermayer (1:10 of OT)
	1/2/09	Anaheim	5-4 loss	Mike Richards (SO)
Phoenix (8-9-5)	10/10/09	Philadelphia	3-2 win	Teemu Selanne (SO)
	10/25/98	Anaheim	2-2 tie	Steve Rucchin (15:22 of 3rd)
	1/21/99	Phoenix	3-3 tie	Teppo Numminen (9:44 of 3rd)
	3/26/00	Anaheim	4-3 win	Oleg Tverdovsky (3:47 of OT)
	1/1/00	Anaheim	1-1 tie	Oleg Tverdovsky (5:50 of 3rd)
	10/24/00	Phoenix	3-2 win	Mike Leclerc (1:49 of OT)
	3/28/02	Phoenix	2-1 win	German Titov (3:58 of OT)
	11/27/02	Anaheim	2-2 tie	Daniel Briere (19:15 of 3rd)
	11/8/03	Phoenix	4-3 loss	Radoslav Suchy (1:20 of OT)
	11/9/03	Anaheim	2-1 win	Petr Sykora (3:43 of OT)
	2/23/04	Phoenix	1-1 tie	D. Langkow (18:38 of 2nd)

# ALL-TIME OVERTIME RECORDS

	3/16/04	Phoenix	3-2 win	Sergei Fedorov (0:29 of OT)
	11/12/05	Phoenix	2-1 loss	Zbynek Michalek (3:09 of OT)
	2/15/07	Phoenix	5-4 win	Teemu Selanne (1:53 of OT)
	11/7/07	Anaheim	6-5 loss	Shane Doan (4:29 of OT)
	11/23/07	Anaheim	4-3 loss	Shane Doan (SO)
	1/5/08	Phoenix	3-2 loss	Peter Mueller (SO)
	3/11/08	Phoenix	3-2 loss	Radim Vrbata (SO)
	4/6/08	Anaheim	3-2 win	Ryan Getzlaf (SO)
	3/19/09	Phoenix	3-2 win	Bobby Ryan (SO)
	4/11/09	Phoenix	5-4 loss	Viktor Tikhonov (SO)
	10/31/09	Phoenix	3-2 loss	Radim Vrbata (SO)
	11/29/09	Anaheim	3-2 loss	James Vandermeer (1:18 of OT)
Pittsburgh (2-0-2)	2/24/94	Pittsburgh	2-2 tie	Joe Sacco (17:16 of 2nd)
	12/1/98	Pittsburgh	4-4 tie	Martin Straka (11:59 of 3rd)
	10/27/99	Anaheim	2-1 win	Teemu Selanne (3:38 of OT)
	11/6/06	Anaheim	3-2 win	Teemu Selanne (0:44 of OT)
St. Louis (6-5-5)	12/12/93	Anaheim	2-1 win	Jarrold Skalde (2:56 of OT)
	1/24/94	Anaheim	3-2 loss	Kevin Miller (1:10 of OT)
	3/14/97	Anaheim	4-4 tie	Joe Murphy (16:18 of 3rd)
	12/27/97	St. Louis	5-5 tie	Jim Campbell (15:42 of 3rd)
	10/31/98	St. Louis	2-2 tie	Al MacInnis (8:24 of 3rd)
	3/11/00	St. Louis	1-1 tie	Fredrik Olausson (18:02 of 3rd)
	3/20/03	St. Louis	3-2 loss	Pavel Demitra (2:22 of OT)
	11/4/02	St. Louis	2-1 loss	Keith Tkachuk (4:29 of OT)
	3/17/03	Anaheim	1-1 tie	Matin Skoula (15:30 of 3rd)
	12/31/05	St. Louis	5-4 win	Chris Kunitz (SO)
	10/30/06	St. Louis	6-5 win	Ryan Getzlaf (SO)
	3/31/07	St. Louis	3-2 win	Andy McDonald (0:25 of OT)
	2/1/08	St. Louis	1-0 loss	Andy McDonald (SO)
	2/22/08	Anaheim	2-1 in	Samuel Pahlsson (0:32 of OT)
	11/21/08	St. Louis	3-2 loss	Lee Stempniak (2:39 of OT)
	1/23/10	St. Louis	4-3 win	James Wisniewski (SO)
San Jose (7-5-4)	10/31/93	Anaheim	2-1 loss	Tom Pederson (1:47 of OT)
	4/2/97	San Jose	5-5 tie	Marty McSorley (19:38 of 3rd)
	11/6/98	Anaheim	2-2 tie	Dave Lowry (10:27 of 3rd)
	4/17/99	San Jose	3-3 tie	Owen Nolan (1:49 of 3rd)
	2/18/00	Anaheim	4-4 tie	N. Sundstrom (17:38 of 3rd)
	11/30/00	San Jose	3-2 loss	Scott Hannan (4:50 of OT)
	3/13/03	Anaheim	3-2 win	Steve Thomas (2:04 of OT)
	3/22/03	San Jose	3-2 win	Niclas Havelid (1:33 of OT)
	11/4/05	Anaheim	1-0 loss	Marcel Goc (0:51 of OT)
	3/7/06	Anaheim	5-4 win	Sandis Ozolinsh (0:58 of OT)
	4/4/07	Anaheim	3-2 loss	Ryan Clowe (SO)
	11/9/07	Anaheim	3-2 win	Ryan Getzlaf (SO)
	11/17/07	San Jose	2-1 win	Corey Perry (SO)
	12/16/07	Anaheim	2-1 loss	Joe Thornton (SO)
	1/13/08	Anaheim	4-3 win	Francois Beauchemin (0:33 of OT)
	11/9/10	San Jose	3-2 win	Lubomir Visnovsky (4:27 of OT)
Tampa Bay (2-0-1)	3/3/96	Anaheim	2-2 tie	Joe Sacco (2:34 of 3rd)
	1/29/10	Tampa Bay	2-1 win	James Wisniewski (SO)
	11/3/10	Anaheim	3-2 win	Ryan Getzlaf (2:53 of OT)
Toronto (1-1-5)	1/18/94	Toronto	3-3 tie	Dmitri Mironov (17:36 of 3rd)
	3/17/95	Anaheim	3-3 tie	Bob Corkum (19:25 of 3rd)
	12/2/95	Toronto	4-4 tie	Mats Sundin (15:23 of 3rd)
	12/17/95	Anaheim	3-2 loss	Dave Andreychuk (2:05 of OT)
	10/28/97	Toronto	2-2 tie	Teemu Selanne (8:04 of 3rd)
	12/2/97	Toronto	3-3 tie	Ruslan Salei (15:54 or 3rd)
	10/21/08	Toronto	3-2 win	Teemu Selanne (SO)
Vancouver (3-5-9)	2/17/95	Anaheim	2-2 tie	David Williams (11:54 of 3rd)
	1/24/96	Vancouver	2-1 win	Alex Hicks (1:34 of OT)
	11/14/97	Anaheim	3-3 tie	Brian Noonan (14:04 of 2nd)
	12/9/98	Anaheim	4-4 tie	Bret Hedican (9:07 of 3rd)
	3/10/99	Anaheim	4-4 tie	Harry York (19:11 of 3rd)
	12/8/99	Anaheim	2-2 tie	Steve Rucchin (5:27 of 3rd)
	2/23/00	Anaheim	4-4 tie	Ladislav Kohn (15:43 of 2nd)
	3/30/01	Vancouver	2-2 tie	Ed Jovanovski (16:03 of 3rd)
	12/12/01	Anaheim	1-0 loss	Ed Jovanovski (4:06 of OT)
	10/18/02	Anaheim	2-2 tie	Todd Bertuzzi (14:54 of 3rd)
	10/24/02	Vancouver	2-2 tie	Paul Kariya (8:28 of 3rd)
	2/20/07	Anaheim	3-2 loss	Daniel Sedin (2:19 of OT)
	10/31/08	Anaheim	7-6 loss	Mattias Ohlund (SO)
	3/11/09	Anaheim	4-3 win	Scott Niedermayer (3:37 of OT)*
	4/2/09	Vancouver	6-5 win	Corey Perry (SO)
	4/2/10	Anaheim	5-4 loss	Pavel Demitra (SO)
	12/8/10	Vancouver	5-4 loss	Jeff Tambellini (SO)
Washington (1-1-1)	11/29/95	Anaheim	2-2 tie	Peter Bondra (19:27 of 2nd)
	1/13/06	Anaheim	3-2 loss	Alexander Ovechkin (3:04 of OT)
	12/15/10	Washington	2-1 win	Ryan Getzlaf (4:03 of OT)
Winnipeg (0-1-0)	10/15/10	Anaheim	5-4 loss	Nigel Dawes (SO)

\*Overtime Goal scored during 3 on 3

^Overtime Goal scored on Penalty Shot

# HAT TRICKS, PENALTY SHOTS & SHUTOUTS

## REGULAR SEASON

### ALL-TIME HAT TRICKS

#### FOR (34)

Terry Yake @ NYR, 10/19/93 (M. Richter), 3-1-4 pts.  
Teemu Selanne vs. S.J., 2/25/96 (C. Terrier), 3-1-4 pts.  
Teemu Selanne vs. STL, 3/17/96 (G. Fuhr/J. Casey), 3-0-3 pts.  
\*Garry Valk @ STL, 3/22/96 (G. Fuhr), 3-0-3 pts.  
Teemu Selanne vs. S.J., 1/1/96 (K. Hrudey), 3-0-3 pts.  
Paul Kariya vs. BUF, 1/10/97 (D. Hasek), 3-1-4 pts.  
Paul Kariya @ PHX, 1/23/97 (M. Khabibulin), 3-0-3 pts.  
Teemu Selanne @ NYR, 10/26/97 (M. Richter), 3-0-3 pts.  
Teemu Selanne vs. S.J., 11/10/97 (M. Vernon), 3-0-3 pts.  
Paul Kariya vs. FLA, 1/21/98 (Vanbiesbrouck/Wreeskes), 3-2-5 pts.  
Teemu Selanne @ OTT, 3/22/98 (R. Tugnutt), 3-0-3 pts.  
Teemu Selanne @ BUF, 1/1/99 (D. Hasek), 3-2-5 pts.  
\*Teemu Selanne @ DAL, 11/26/98 (E. Belfour), 3-0-3 pts.  
Marty McInnis vs. LA, 10/23/00 (J. Storr), 3-0-3 pts.  
Teemu Selanne @ PHX, 2/1/01 (S. Burke), 3-0-3 pts.  
Paul Kariya vs. CGY, 2/19/01 (F. Brathwaite), 3-1-4 pts.  
Paul Kariya @ S.J., 3/29/01 (Nabokov/Kirussoff), 3-0-3 pts.  
Paul Kariya vs. NSH, 1/14/02 (Dunham/Vokoun), 3-0-3 pts.  
Paul Kariya vs. PHX, 2/6/02 (B. Bouchert), 3-0-3 pts.  
Paul Kariya @ BOS, 10/31/02 (S. Shields), 3-1-4 pts.  
Vaclav Prospal vs. MIN, 1/23/04 (D. Roloson), 3-1-4 pts.  
Jonathan Hedstrom vs. LA, 1/9/06 (M. Garon), 3-0-3 pts.  
Chris Kunitz vs. PHX, 11/9/06 (C. Joseph), 3-1-4 pts.  
Teemu Selanne @ DAL, 1/11/07 (M. Turco), 3-0-3 pts.  
Teemu Selanne vs. CHI, 12/24/08 (Lalime/Crawford), 3-2-5 pts.  
Teemu Selanne vs. DET, 10/29/08 (C. Osogood), 3-0-3 pts.  
\*Bobby Ryan @ LA, 1/8/09 (J. Quicik), 3-0-3 pts.  
Bobby Ryan @ PHX, 11/27/10 (I. Bryzgalov) 3-0-3 pts.  
Corey Perry vs. MIN, 12/12/10 (N. Backstrom), 3-2-5 pts.  
Bobby Ryan vs. STL, 1/12/11 (T. Conklin), 3-1-4 pts.  
\*Corey Perry @ COL, 2/5/11 (P. Budaj), 3-0-3 pts.  
Lubomir Visnovsky vs. DAL, 3/4/11 (K. Lehtonen), 3-1-4 pts.  
Teemu Selanne vs. COL, 3/28/11 (B. Elliott), 3-2-5 pts.  
Corey Perry vs. S.J., 4/6/11 (A. Niittymaki), 3-1-4 pts.

\*Natural Hat Trick

### ALL-TIME PENALTY SHOTS

#### FOR (12-27)

Joe Sacco vs. Jocelyn Thibault; goal, 11/12/97 vs. MTL  
Paul Kariya vs. Kevin Weekes; goal, 1/21/98 vs. FLA  
J.F. Jomphe vs. Curtis Joseph; goal, 4/15/98 @ EDM  
Tomas Sandstrom vs. Stephane Fiset; goal, 2/15/99 @ LA  
Paul Kariya vs. Corey Hirsch; goal, 2/20/99 @ VAN  
Paul Kariya vs. Stephane Fiset; goal, 3/18/99 @ LA  
Teemu Selanne vs. J-Sebastian Aubin; no goal, 10/27/99 vs. PIT  
Fredrik Olausson vs. Martin Brodeur; goal, 11/24/99 vs. NJ  
Matt Cullen vs. Milan Hnilicka; no goal, 11/4/01 vs. ATL  
Dan Bylsma vs. Dan Cloutier; no goal, 12/12/01 vs. VAN  
Petr Sykora vs. Roman Turek; no goal, 12/29/02 @ CGY  
Paul Kariya vs. Jamie McLennan; no goal, 3/16/03 vs. CGY  
Steve Thomas vs. Tomas Vokoun; goal, 4/1/03 @ NSH  
Scott Niedermayer vs. Pascal Leclaire; no goal, 3/5/06 vs. CBJ  
Jonathan Hedstrom vs. Peter Budaj; goal, 3/2/06 vs. COL  
Andy McDonald vs. Curtis Joseph; goal, 11/3/06 vs. PHX  
Teemu Selanne vs. Fredrik Norrena; no goal, 1/5/07 vs. CBJ  
Teemu Selanne vs. Mathieu Garon; no goal, 3/18/07 vs. LA  
Samuel Pahlsson vs. Fredrik Norrena; goal, 12/10/07 @ CBJ  
Todd Bertuzzi vs. Evgeni Nabokov; no goal, 12/22/07 @ SJ  
Chris Kunitz vs. Marty Turco; no goal, 1/15/08 vs. DAL  
Corey Perry vs. Carey Price; no goal, 10/25/08 @ MTL  
Corey Perry vs. Niklas Backstrom; goal, 12/12/10 vs. MIN  
Teemu Selanne vs. Corey Crawford; no goal, 1/2/11 vs. CHI  
Bobby Ryan vs. Jimmy Howard; goal, 3/2/11 vs. DET  
Bobby Ryan vs. Henrik Karlsson; no goal, 3/20/11 vs. CGY  
Teemu Selanne vs. Brian Elliott; goal, 3/28/11 vs. COL

### ALL-TIME SHUTOUTS

#### BY THE DUCKS (84)

**1993-94 (3)**  
12/15/93 @ Toronto, 1-0 (Guy Hebert - 38 saves)  
12/28/93 @ N.Y. Islanders, 3-0 (Ron Tugnutt - 38 saves)  
2/4/94 vs. Vancouver, 3-0 (Guy Hebert - 22 saves)  
**1994-95 (2)**  
3/15/95 @ Calgary, 5-0 (Guy Hebert - 29 saves)  
4/17/95 vs. San Jose, 3-0 (Guy Hebert - 27 saves)  
**1995-96 (4)**  
11/1/95 vs. St. Louis, 3-0 (Guy Hebert - 28 saves)  
3/13/96 vs. Colorado, 4-0 (Guy Hebert - 27 saves)  
4/3/96 vs. Edmonton, 1-0 (Guy Hebert - 27 saves)  
4/8/96 vs. Vancouver, 2-0 (Guy Hebert - 32 saves)  
**1996-97 (6)**  
10/9/96 @ Chicago, 2-0 (Mikhail Shtalenkov - 26 saves)  
11/23/96 @ San Jose, 3-0 (Guy Hebert - 25 saves)  
11/29/96 vs. Chicago, 2-0 (Guy Hebert - 27 saves)  
12/20/96 vs. Calgary, 7-0 (Guy Hebert - 39 saves)  
1/1/97 @ Florida, 3-0 (Guy Hebert - 28 saves)  
3/30/97 @ Detroit, 1-0, OT (Mikhail Shtalenkov - 26 saves)  
**1997-98 (4)**  
10/30/97 @ Boston, 3-0 (Guy Hebert - 25 saves)

#### AGAINST (36)

Pavel Bure @ VAN, 4/11/95 (G. Hebert), 3-0-3 pts.  
Owen Nolan vs. S.J., 12/19/95 (Hebert/Shtalenkov), 4-1-5 pts.  
Alexander Mogilny vs. VAN, 12/22/95 (M. Shtalenkov), 3-1-4 pts.  
Brian Savage @ MTL, 10/7/96 (G. Hebert), 3-0-3 pts.  
Martin Rucinsky vs. MTL, 11/6/96 (G. Hebert), 3-0-3 pts.  
Peter Bondra vs. WSH, 12/13/96 (M. Shtalenkov), 3-0-3 pts.  
Jeff O'Neill vs. HFD, 1/31/97 (G. Hebert), 3-0-3 pts.  
Gue Nieuwendyk @ DAL, 3/13/98 (Shtalenkov/Askey), 4-0-4 pts.  
Keith Tkachuk @ PHX, 4/3/98 (M. Shtalenkov), 3-2-5 pts.  
Alexander Selivanov vs. EDM, 2/17/99 (Hebert/Roussel), 3-0-3pts.  
Viktor Kozlov vs. FLA, 1/5/00 (Hebert/Roussel), 3-1-4 pts.  
Pavel Demitra @ STL, 2/12/00 (G. Hebert), 3-0-3 pts.  
Andrew Cassels vs. VAN, 11/8/00 (Hebert/Roussel), 3-0-3pts.  
Michal Handzus @ STL, 12/23/00 (G. Hebert), 3-0-3 pts.  
Brett Hull @ DAL, 3/21/01 (Giguere/Naumenko), 4-0-4 pts.  
Teemu Selanne @ S.J., 3/29/01 (J.S. Giguere), 3-0-3 pts.  
Mark Parrish @ NYI, 11/24/01 (Shields/Giguere), 3-1-4 pts.  
\*Chris Brown @ BUF, 12/04/02 (M. Gerber), 3-0-3 pts.  
Jason Arnott vs. DAL, 11/16/05 (I. Bryzgalov), 3-0-3 pts.  
\*Kevin Adams vs. CAR, 12/6/05 (I. Bryzgalov), 3-0-3 pts.  
Jonathan Cheechoo @ S.J., 12/20/05 (J.S. Giguere), 3-0-3 pts.  
Alexander Ovechkin vs. WSH, 11/13/06 (J.S. Giguere), 3-0-3 pts.  
Jonathan Cheechoo vs. S.J., 2/1/06 (I. Bryzgalov), 3-0-3 pts.  
Jonathan Cheechoo @ S.J., 4/15/06 (J.S. Giguere), 3-2-5 pts.  
Peter Mueller vs. PHX, 11/7/07 (Bryzgalov/Giguere), 3-0-3 pts.  
\*Mike Knuble @ PHI, 2/2/08 (Hiller), 3-0-3 pts.  
Mark Parrish vs. DAL, 11/7/08 (J.S. Giguere) 3-0-3 pts.  
\*David Booth vs. FLA, 11/9/08 (J.S. Giguere), 3-0-3 pts.  
Ilya Kovalchuk vs. ATL, 2/15/09 (Giguere/Hiller), 3-1-4 pts.  
Niklas Hagman vs. TOR, 10/26/09 (J. Hiller), 3-0-3 pts.  
Henrik Zetterberg vs. DET, 11/14/09 (J. Hiller), 3-2-5 pts.  
Loui Eriksson @ DAL, 12/31/09 (J. Hiller), 3-0-3 pts.  
Michael Grabner vs. VAN, 4/2/10 (C. McElhinney), 3-0-3 pts.  
Anthony Stewart vs. ATL, 10/15/10 (J. Hiller), 3-0-3 pts.  
\*Eric Staal @ CAR, 12/18/10, (J. Hiller), 3-0-3 pts.  
Alexander Semin vs. WSH, 2/16/11 (C. McElhinney), 3-0-3 pts.

#### AGAINST (7-22)

Cam Neely vs. Ron Tugnutt; no goal, 10/15/93 vs. BOS  
Dan Quinn vs. Mikhail Shtalenkov; goal, 3/21/95 vs. LA  
Peter Bondra vs. Mikhail Shtalenkov; no goal, 12/13/96 vs. WSH  
Alexandre Daigle vs. Guy Hebert; no goal, 12/30/96 @ OTT  
Tony Amonte vs. Guy Hebert; no goal, 2/1/98 vs. CHI  
Glen Murray vs. Guy Hebert; no goal, 2/7/98 vs. LA  
Ray Whitney vs. Guy Hebert; goal, 3/21/99 vs. FLA  
Stan Drulia vs. Dominic Rouselle; no goal, 10/15/99 @ TB  
Jarome Iginla vs. J.S. Giguere; no goal, 12/8/01 @ CGY  
Alexei Zhamnov vs. Steve Shields; no goal, 12/30/01 @ CHI  
Chris Drury vs. J.S. Giguere; goal, 4/12/02 vs. COL  
Daniel Sedin vs. J.S. Giguere; no goal, 1/17/04 @ VAN  
Brett Clark vs. Ilya Bryzgalov; no goal, 11/18/05 vs. COL  
Trevor Linden vs. Ilya Bryzgalov; goal, 11/20/05 vs. VAN  
Thomas Vanek vs. J.S. Giguere; goal, 12/8/05 @ BUF  
Jonathan Cheechoo vs. J.S. Giguere; goal, 12/20/05 @ SJ  
Jeri Lehtinen vs. J.S. Giguere; goal, 1/28/07 vs. DAL  
Henrik Sedin vs. Jonas Hiller; no goal, 11/27/07 @ VAN  
Milan Michalek vs. J.S. Giguere; no goal, 12/16/07 vs. SJ  
Torrey Mitchell vs. J. S. Giguere; no goal, 12/17/09 vs/ SJ  
Jamie Benn vs. Jonas Hiller; no goal, 11/12/10 vs. DAL  
Olli Jokinen vs. Curtis McElhinney; no goal, 2/11/11 @ CGY

#### BY OPPONENTS (97)

**1993-94 (9)**  
10/20/93 @ New Jersey, 4-0 (Martin Brodeur - 17 saves)  
11/27/93 @ San Jose, 1-0 (Arturs Irbe - 15 saves)  
12/19/93 @ Chicago, 2-0 (Ed Belfour - 22 saves)  
12/30/93 @ Washington, 3-0 (Rick Tabaracci - 26 saves)  
2/18/94 vs. Quebec, 1-0 (Stephane Fiset - 28 saves)  
3/6/94 @ San Jose, 6-0 (Arturs Irbe - 25 saves)  
3/8/94 @ Chicago (in Phoenix), 3-0 (Ed Belfour - 31 saves)  
3/9/94 vs. Buffalo, 3-0 (Dominik Hasek - 24 saves)  
4/11/94 vs. Calgary, 3-0 (Mike Vernon - 27 saves)  
**1994-95 (6)**  
2/7/95 vs. Chicago, 3-0 (Ed Belfour - 16 saves)  
2/12/95 @ Edmonton, 2-0 (Bill Ranford - 29 saves)  
3/3/95 @ Dallas, 4-0 (Darcy Wakuluk - 27 saves)  
3/5/95 @ Chicago, 3-0 (Ed Belfour - 16 saves)  
4/7/95 vs. Dallas, 2-0 (Andy Moog - 18 saves)  
4/11/95 @ Vancouver, 5-0 (Kirk McLean - 25 saves)  
**1995-96 (2)**  
11/22/95 @ Edmonton, 2-0 (Bill Ranford - 31 saves)  
1/12/96 @ Chicago, 3-0 (Jeff Hackett - 13 saves)

# HAT TRICKS, PENALTY SHOTS & SHUTOUTS

## BY THE DUCKS (84)

11/22/97 @ St. Louis, 2-0 (Guy Hebert - 23 saves)  
 11/26/97 vs. New Jersey, 2-0 (Guy Hebert - 29 saves)  
 2/30/98 @ Edmonton, 4-0 (Mikhail Shtalenkov - 26 saves)

## 1998-99 (7)

10/21/98 vs. Boston, 3-0 (Guy Hebert - 26 saves)  
 11/14/98 @ Calgary, 1-0 (Guy Hebert - 24 saves)  
 12/11/98 vs. Washington, 1-0 (Guy Hebert - 31 saves)  
 12/13/98 vs. Los Angeles, 3-0 (Guy Hebert - 35 saves)  
 12/22/98 @ Colorado, 1-0 (Dominic Roussel - 45 saves)  
 2/3/99 vs. Chicago, 3-0 (Guy Hebert - 35 saves)  
 4/11/99 vs. Phoenix, 3-0 (Guy Hebert - 40 saves)

## 1999-00 (5)

10/8/99 vs. Dallas, 3-0 (Guy Hebert - 37 saves)  
 11/9/99 @ Toronto, 2-0 (Guy Hebert - 19 saves)  
 12/17/99 vs. Chicago, 2-0 (Guy Hebert - 21 saves)  
 12/26/99 @ San Jose, 1-0 (Dominic Roussel - 26 saves)  
 3/5/00 vs. Nashville, 1-0 (Guy Hebert - 33 saves)

## 2000-01 (6)

12/3/00 vs. Los Angeles, 4-0 (Guy Hebert - 29 saves)  
 12/8/00 @ Minnesota, 1-0 (Guy Hebert - 27 saves)  
 2/21/01 vs. San Jose, 1-0 (J.S. Giguere - 24 saves)  
 3/4/01 vs. Los Angeles, 4-0 (J.S. Giguere - 25 saves)  
 3/11/01 vs. Nashville, 1-0 (J.S. Giguere - 31 saves)  
 3/13/01 @ Nashville, 2-0 (J.S. Giguere - 33 saves)

## 2001-02 (5)

11/4/01 vs. Atlanta, 5-0 (J.S. Giguere - 24 saves)  
 12/8/01 vs. Calgary, 4-0 (Giguere/Shields - 18 saves)  
 12/23/01 @ Phoenix, 4-0 (J.S. Giguere - 24 saves)  
 1/28/02 @ St. Louis, 1-0 (J.S. Giguere - 15 saves)  
 4/5/02 vs. Edmonton, 2-0 (J.S. Giguere - 26 saves)

## 2002-03 (9)

11/10/02 vs. Minnesota, 1-0 (J.S. Giguere - 26 saves)  
 12/8/02 vs. Nashville, 3-0 (J.S. Giguere - 20 saves)  
 12/11/02 vs. Washington, 3-0 (J.S. Giguere - 26 saves)  
 12/15/02 vs. Pittsburgh, 5-0 (J.S. Giguere - 19 saves)  
 12/22/02 vs. Phoenix, 4-0 (J.S. Giguere - 24 saves)  
 1/18/03 @ Minnesota, 1-0 (J.S. Giguere - 33 saves)  
 2/19/03 vs. Columbus, 2-0 (J.S. Giguere - 26 saves)  
 2/23/03 @ Carolina, 4-0 (Martin Gerber - 28 saves)  
 3/24/03 vs. Columbus, 5-0 (J.S. Giguere - 29 saves)

## 2003-04 (5)

10/21/03 @ San Jose, 2-0 (Martin Gerber - 34 saves)  
 12/7/03 vs. Dallas, 4-0 (Martin Gerber - 32 saves)  
 12/19/03 vs. Colorado, 1-0 (J.S. Giguere - 38 saves)  
 12/29/03 @ Tampa Bay, 2-0 (J.S. Giguere - 31 saves)  
 3/3/04 vs. Minnesota, 2-0 (J.S. Giguere - 28 saves)  
 2/25/03 @ Tampa Bay, 2-0 (Nikolai Khabibulin - 24 saves)

## 2005-06 (3)

1/21/06 vs. Florida, 1-0 (J.S. Giguere - 30 saves)  
 1/26/06 @ San Jose, 2-0 (Ilya Bryzgalov - 24 saves)  
 2/4/06 @ San Jose, 2-0 (J.S. Giguere - 35 saves)

## 2006-07 (5)

10/9/06 vs. St. Louis, 2-0 (J.S. Giguere - 34 saves)  
 10/28/06 @ Chicago, 3-0 (Ilya Bryzgalov - 14 saves)  
 11/9/06 @ Vancouver, 6-0 (J.S. Giguere - 20 saves)  
 11/21/06 vs. San Jose, 5-0 (J.S. Giguere - 23 saves)  
 12/6/06 vs. Nashville, 4-0 (J.S. Giguere - 21 saves)

## 2007-08 (4)

12/18/07 @ San Jose, 2-0 (J.S. Giguere - 20 saves)  
 1/9/08 vs. Toronto, 5-0 (J.S. Giguere - 28 saves)  
 2/1/08 @ St. Louis, 0-1\* (J.S. Giguere - 20 saves)\*SOL  
 2/5/08 @ NY Islanders, 3-0 (J.S. Giguere - 25 saves)

## 2008-09 (6)

10/17/08 vs. San Jose, 4-0 (J.S. Giguere - 38 saves)  
 11/4/08 @ Los Angeles, 1-0 (J.S. Giguere - 35 saves)  
 11/16/08 vs. Los Angeles, 2-0 (Jonas Hiller - 29 saves)  
 11/28/08 vs. Chicago, 1-0 (Jonas Hiller - 26 saves)  
 1/4/09 vs. Phoenix, 2-0 (Jonas Hiller - 29 saves)  
 1/17/09 @ Minnesota, 3-0 (Jonas Hiller - 30 saves)

## 2009-10 (3)

11/5/09 vs. Nashville, 4-0 (Jonas Hiller - 40 saves)  
 11/27/09 vs. Chicago, 3-0 (J.S. Giguere - 28 saves)  
 2/1/10 @ Florida, 3-0 (Jonas Hiller - 33 saves)

## 2010-11 (7)

11/10/10 vs. NY Islanders, 1-0 (Curtis McElhinney - 27 saves)  
 11/29/10 vs. Los Angeles, 2-0 (Jonas Hiller - 27 saves)  
 12/20/10 @ Boston, 3-0 (Jonas Hiller - 45 saves)  
 1/7/11 vs. Columbus, 6-0 (Jonas Hiller - 27 saves)  
 1/9/11 vs. San Jose, 1-0 (Jonas Hiller - 37 saves)  
 2/5/11 @ Colorado, 3-0 (Curtis McElhinney - 25 saves)  
 2/13/11 @ Edmonton, 4-0 (Jonas Hiller - 12 saves)

## BY OPPONENTS (97)

### 1996-97 (1)

10/22/96 @ Philadelphia, 3-0 (Ron Hextall - 12 saves)

### 1997-98 (11)

10/13/97 vs. Boston, 3-0 (Jim Carey - 27 saves)  
 11/16/97 vs. Dallas, 4-0 (Ed Belfour - 31 saves)  
 11/19/97 vs. Chicago, 4-0 (Jeff Hackett - 27 saves)  
 11/24/97 @ Dallas, 5-0 (Ed Belfour - 13 saves)  
 12/3/97 @ Buffalo, 4-0 (Dominik Hasek - 29 saves)  
 12/10/97 vs. PIT, 3-0 (Tom Barrasso - 28 saves)  
 12/28/97 @ Chicago, 2-0 (Jeff Hackett - 27 saves)  
 1/14/98 vs. Colorado, 2-0 (Patrick Roy - 33 saves)  
 3/4/98 vs. Detroit, 2-0 (Kevin Hodson - 35 saves)  
 3/6/98 vs. San Jose, 3-0 (Mike Vernon - 23 saves)  
 3/18/98 @ New Jersey, 3-0 (Martin Brodeur - 25 saves)

### 1998-99 (5)

10/10/98 @ Washington, 1-0 (Olaf Kolzig - 29 saves)  
 10/13/98 @ Montreal, 1-0 (Jocelyn Thibault - 30 saves)  
 1/30/99 @ Edmonton, 1-0 (Mikhail Shtalenkov - 22 saves)  
 3/12/99 @ Dallas, 4-0 (Ed Belfour - 27 saves)  
 3/13/99 @ Phoenix, 1-0 (Nikolai Khabibulin - 27 saves)

### 1999-00 (5)

10/2/99 @ Dallas, 2-0 (Ed Belfour - 22 saves)  
 10/5/99 @ Phoenix, 4-0 (Mikhail Shtalenkov - 31 saves)  
 10/31/99 vs. Phoenix, 3-0 (Mikhail Shtalenkov - 23 saves)  
 1/12/00 vs. Ottawa, 2-0 (Ron Tugnutt - 32 saves)  
 1/17/00 vs. Buffalo, 5-0 (Martin Biron - 17 saves)

### 2000-01 (8)

11/15/00 vs. Colorado, 3-0 (Patrick Roy - 41 saves)  
 12/5/00 @ St. Louis, 1-0 (Roman Turek - 19 saves)  
 12/10/00 vs. Dallas, 1-0 (Ed Belfour - 29 saves)  
 1/12/01 vs. Buffalo, 4-0 (Dominik Hasek - 21 saves)  
 1/14/01 @ Carolina, 4-0 (Arturs Irbe - 27 saves)  
 1/24/01 vs. Minnesota, 5-0 (Manny Fernandez - 20 saves)  
 1/31/01 vs. Nashville, 3-0 (Mike Dunham - 26 saves)  
 3/21/01 @ Dallas, 8-0 (Ed Belfour - 17 saves)

### 2001-02 (5)

11/9/01 vs. Detroit, 1-0 (Dominik Hasek - 19 saves)  
 11/21/01 @ Florida, 6-0 (Roberto Luong - 30 saves)  
 11/28/01 vs. Edmonton, 2-0 (Jussi Markkanen - 27 saves)  
 12/12/01 vs. Vancouver, 1-0 (Dan Cloutier - 28 saves)  
 4/14/02 @ Los Angeles, 1-0 (Jamie Storr - 23 saves)

### 2002-03 (5)

11/22/02 vs. Dallas, 4-0 (Marty Turco - 31 saves)  
 12/4/02 vs. Buffalo, 4-0 (Martin Biron - 22 saves)  
 1/3/03 vs. Philadelphia, 1-0 (Robert Esche - 28 saves)  
 1/8/03 vs. Edmonton, 1-0 (Jussi Markkanen - 32 saves)

### 2003-04 (5)

10/12/03 vs. Phoenix, 2-0 (Sean Burke - 31 saves)  
 10/17/03 vs. Ottawa, 3-0 (Patrick Lalime - 27 saves)  
 12/13/03 @ San Jose, 2-0 (Evgeni Nabokov - 28 saves)  
 1/15/04 @ Edmonton, 1-0 (Tommy Salo - 18 saves)  
 2/22/04 @ Dallas, 4-0 (Marty Turco - 24 saves)

### 2005-06 (4)

11/4/05 vs. San Jose, 1-0 (Nolan Schafer - 21 saves)  
 12/28/05 @ Columbus, 1-0 (Marc Denis - 40 saves)  
 3/1/06 vs. Detroit, 2-0 (Chris Osgood - 32 saves)  
 4/11/06 @ Calgary, 3-0 (Miikka Kiprusoff - 27 saves)

### 2006-07 (6)

11/10/06 @ Calgary, 3-0 (Miikka Kiprusoff - 37 saves)  
 12/23/06 @ Phoenix, 2-0 (Mikael Tellqvist - 29 saves)  
 2/3/07 @ Nashville, 3-0 (Tomas Vokoun - 36 saves)  
 2/10/07 @ Dallas, 1-0 (Mike Smith - 32 saves)  
 2/13/07 @ Colorado, 2-0 (Peter Budaj - 39 saves)  
 3/26/07 @ Detroit, 1-0 (Dominik Hasek - 25 saves)

### 2007-08 (10)

10/5/07 @ Columbus, 4-0 (Pascal Laclaire - 28 saves)  
 10/14/07 vs. Minnesota, 2-0 (Josh Harding - 37 saves)  
 10/25/07 vs. Phoenix, 1-0 (Alexander Auld - 31 saves)  
 11/5/07 vs. Dallas, 5-0 (Marty Turco - 19 saves)  
 11/27/07 @ Vancouver, 4-0 (Roberto Luong - 26 saves)  
 12/2/07 vs. Edmonton, 4-0 (Mathieu Garon - 25 saves)  
 2/1/08 @ St. Louis, 1-0 (Manny Legace - 30 saves)  
 2/2/08 @ Philadelphia, 3-0 (Martin Biron - 27 saves)  
 3/5/08 @ Chicago, 3-0 (Corey Crawford - 19 saves)  
 3/6/08 @ Colorado, 1-0 (Corey Theodore - 27 saves)

### 2008-09 (5)

12/11/08 @ San Jose, 2-0 (Evgeni Nabokov - 31 saves)  
 12/31/08 vs. Columbus, 2-0 (Steve Mason - 27 saves)  
 2/4/09 @ Minnesota, 3-0 (Niklas Backstrom - 34 saves)  
 2/26/09 @ Boston, 6-0 (Tim Thomas - 35 saves)  
 3/15/09 vs. San Jose, 1-0 (Evgeni Nabokov - 34 saves)

### 2009-10 (6)

10/11/09 @ NY Rangers, 3-0 (Stephen Valiquette - 18 sv)  
 10/17/09 vs. St. Louis, 5-0 (Ty Conklin - 26 saves)  
 12/23/09 @ Phoenix, 4-0 (Ilya Bryzgalov - 21 saves)  
 1/14/10 @ Los Angeles, 4-0 (Jonathan Quick - 22 saves)  
 3/6/10 @ Phoenix, 4-0 (Ilya Bryzgalov - 32 saves)  
 3/12/10 vs. Nashville, 1-0 (Pekka Rinne - 31 saves)

### 2010-11 (4)

10/8/10 @ Detroit, 4-0 (Jimmy Howard - 21 saves)  
 12/3/10 vs. Detroit, 4-0 (Jimmy Howard - 41 saves)  
 12/5/10 vs. Phoenix, 3-0 (Ilya Bryzgalov - 26 saves)  
 3/6/11 vs. Vancouver, 3-0 (Cory Schneider - 26 saves)



# ALL-TIME TOP GAMES BY DUCKS

## REGULAR SEASON

### FIVE-OR-MORE POINTS

Player	Date	Opponent	Goals	Assists	Points	+/-
Teemu Selanne	3/28/11	vs. Colorado	3	2	5	+2
Corey Perry	12/12/10	vs. Minnesota	3	2	5	+4
Jason Blake	3/31/10	@ Colorado	1	4	5	+4
Corey Perry	10/31/08	vs. Vancouver	1	4	5	+0
Ryan Getzlaf	10/29/08	vs. Detroit	0	5	5	+1
Teemu Selanne	2/24/08	vs. Chicago	3	2	5	+3
Teemu Selanne	11/19/06	vs. Phoenix	0	5	5	+2
Paul Kariya	12/18/02	vs. St. Louis	2	3	5	+2
Teemu Selanne	2/19/01	vs. Calgary	2	3	5	+3
Paul Kariya	2/16/00	vs. Calgary	1	4	5	+2
Teemu Selanne	1/1/99	@ Buffalo	3	2	5	+4
Paul Kariya	1/21/98	vs. Florida	3	2	5	+5
Dmitri Mironov	12/12/97	vs. Washington	0	5	5	+5
Paul Kariya	12/20/96	vs. Calgary	2	3	5	+5
Teemu Selanne	10/10/96	@ Colorado	2	3	5	+3

### THREE-OR-MORE GOALS

Player	Date	Opponent	Goals	Player	Date	Opponent	Goals
Corey Perry	4/6/11	vs. San Jose	3	Paul Kariya	3/29/01	@ San Jose	3
Teemu Selanne	3/28/11	vs. Colorado	3	Paul Kariya	2/19/01	vs. Calgary	3
Lubomir Visnovsky	3/4/11	vs. Dallas	3	Teemu Selanne	2/1/01	@ Phoenix	3
Corey Perry	2/5/11	@ Colorado	3	Marty McInnis	10/23/00	vs. Los Angeles	3
Bobby Ryan	1/12/11	vs. St. Louis	3	Teemu Selanne	11/26/99	@ Dallas	3
Corey Perry	12/12/10	vs. Minnesota	3	Teemu Selanne	1/1/99	@ Buffalo	3
Bobby Ryan	11/27/10	@ Phoenix	3	Teemu Selanne	3/22/98	@ Ottawa	3
Bobby Ryan	1/8/09	@ Los Angeles	3	Paul Kariya	1/21/98	vs. Florida	3
Teemu Selanne	10/29/08	vs. Detroit	3	Teemu Selanne	11/10/97	vs. San Jose	3
Teemu Selanne	2/24/08	vs. Chicago	3	Teemu Selanne	10/26/97	@ N.Y. Rangers	3
Teemu Selanne	1/11/07	@ Dallas	3	Paul Kariya	1/23/97	@ Phoenix	3
Chris Kunitz	11/19/06	vs. Phoenix	3	Paul Kariya	1/10/97	vs. Buffalo	3
Jonathan Hestrom	1/9/06	vs. Los Angeles	3	Teemu Selanne	11/1/96	vs. San Jose	3
Vaclav Prospal	1/23/04	vs. Minnesota	3	Garry Valk	3/22/96	@ St. Louis	3
Paul Kariya	10/31/02	@ Boston	3	Teemu Selanne	3/17/96	vs. St. Louis	3
Paul Kariya	2/6/02	vs. Philadelphia	3	Teemu Selanne	2/25/96	vs. San Jose	3
Paul Kariya	1/14/02	vs. Nashville	3	Terry Yake	10/19/93	@ N.Y. Rangers	3

### FOUR-OR-MORE ASSISTS

Player	Date	Opponent	Assists	Player	Date	Opponent	Assists
Ryan Getzlaf	10/29/08	vs. Detroit	5	Ryan Getzlaf	3/24/06	vs. Nashville	4
Teemu Selanne	11/19/06	vs. Phoenix	5	Rob Niedermayer	3/21/04	vs. Detroit	4
Dmitri Mironov	12/12/97	vs. Washington	5	Niclas Havelid	1/23/04	vs. Minnesota	4
Ryan Getzlaf	4/6/11	vs. San Jose	4	Matt Cullen	12/15/02	vs. Pittsburgh	4
Ryan Getzlaf	11/27/10	@ Phoenix	4	Paul Kariya	2/16/00	vs. Calgary	4
Jason Blake	3/31/10	@ Colorado	4	Fredrik Olausson	1/1/99	@ Buffalo	4
Ryan Getzlaf	4/4/09	@ Vancouver	4	Paul Kariya	12/16/98	vs. Nashville	4
Corey Perry	10/31/08	vs. Vancouver	4	Teemu Selanne	12/1/98	@ Pittsburgh	4
Andy McDonald	1/11/07	@ Dallas	4	Shaun Van Allen	3/9/95	vs. Detroit	4

### 4.5-OR-MORE SAVES

Goalender	Date	Opponent	Saves	Shots Faced	Final Score
Jonas Hiller	12/19/08	@ Edmonton	51	53	3-2 win (SO)
J.S. Giguere	3/21/04	vs. Detroit	51	57	8-6 win
Mikhail Shtalenkov	3/22/98	@ Ottawa	51	53	5-2 win
Jonas Hiller	4/8/10	@ Dallas	49	51	3-2 loss (SO)
J.S. Giguere	10/25/08	@ Montreal	47	51	6-4 win
Guy Hebert	2/1/98	vs. Chicago	47	50	4-3 win (OT)
Jonas Hiller	2/3/10	vs. Detroit	46	47	3-1 win
Ron Tugnutt	11/21/93	@ Edmonton	46	48	4-2 win
Jonas Hiller	12/20/10	@ Boston	45	45	3-0 win
Jonas Hiller	10/9/10	@ Nashville	45	49	4-1 loss
Guy Hebert	2/3/00	@ Philadelphia	45	48	3-3 tie (OT)
Dominic Roussel	12/22/98	@ Colorado	45	45	1-0 win
Guy Hebert	12/27/96	@ N.Y. Rangers	45	48	3-2 loss

### ALL-TIME TOP INDIVIDUAL SCORING STREAKS BY DUCKS

#### POINT STREAKS

C. Perry - 19 gms. (10/21/09-12/1/09), 10-16=26 pts.  
 T. Selanne - 17 gms. (2/3/99-3/10/99), 15-14=29 pts.  
 R. Getzlaf - 15 gms. (12/22/07-1/23/08), 6-16=22 pts.  
 T. Selanne - 15 gms. (2/10/96-3/17/96), 12-12=24 pts.  
 T. Selanne - 13 gms. (1/21/00-2/18/00), 8-14=22 pts.  
 P. Kariya - 12 gms. (3/19/97-4/1/97), 10-9=19 pts.  
 T. Selanne - 12 gms. (12/30/96-1/27/97), 9-10=19 pts.  
 R. Getzlaf - 11 gms. (10/21/09-11/14/09), 2-17=19 pts.  
 A. McDonald - 11 gms. (1/23/06-2/12/06), 5-13=18 pts.  
 P. Kariya - 11 gms. (11/6/98-11/27/98), 7-9=16 pts.  
 T. Selanne - 11 gms. (10/21/97-11/10/97), 17-2=19 pts.

#### GOAL STREAKS

T. Selanne - 11 gms. (10/21/98-11/10/98), 17 goals  
 T. Selanne - 8 gms. (2/17/99-3/5/99), 10 goals  
 P. Kariya - 6 gms. (1/19/00-1/31/00), 10 goals  
 C. Perry - 5 gms. (3/19/11-3/26/11), 8 goals  
 B. Ryan - 5 gms. (1/17/09-1/28/09), 5 goals  
 T. Selanne - 5 gms. (11/22/05-11/30/05) 5 goals  
 T. Selanne - 5 gms. (1/21/00-1/31/00), 6 goals  
 F. Olausson - 5 gms. (1/8/99-1/18/99), 5 goals  
 T. Selanne - 5 gms. (1/3/97-1/12/97), 5 goals  
 M. Sillinger - 5 gms. (11/3/95-11/11/95), 5 goals

#### ASSIST STREAKS

C. Perry - 10 gms. (11/13/09-12/1/09), 11 asst.  
 R. Getzlaf - 10 gms. (10/24/09-11/14/09), 17 asst.  
 R. Getzlaf - 8 gms. (10/25/08-11/7/08), 12 asst.  
 S. Niedermayer - 8 gms. (12/26/06-1/11/07), 10 asst.  
 F. Beauchemin - 7 gms. (12/26/06-2/8/06), 8 asst.  
 C. Perry - 7 gms. (10/21/08-11/2/08), 11 asst.  
 T. Selanne - 7 gms. (3/26/99-4/7/99), 9 asst.  
 P. Kariya - 7 gms. (12/6/98-12/21/98), 11 asst.  
 G. Valk - 7 gms. (11/9/93-11/22/93), 9 asst.

# ALL-TIME TOP GAMES BY OPPONENTS

## FIVE-OR-MORE POINTS

Player	Date	Opponent	Goals	Assists	Points	+/
Mike Modano	2/1/95	@ Dallas	2	4	6	+3
Henrik Zetterberg	11/14/09	@ Detroit	3	2	5	+1
Tomas Kaberle	10/26/09	vs Toronto	1	4	5	-1
Jonathan Cheechoo	4/15/06	@ San Jose	3	2	5	+1
Mike Modano	2/10/02	vs. Dallas	1	4	5	+3
Keith Tkachuk	4/3/98	@ Phoenix	3	2	5	+3
Alexander Mogilny	2/15/96	@ Vancouver	2	3	5	+5
Cliff Ronning	2/15/96	@ Vancouver	1	4	5	+5
Owen Nolan	12/19/95	vs. San Jose	4	1	5	+1
Wayne Gretzky	2/11/95	vs. Los Angeles	2	3	5	+4

## THREE-OR-MORE GOALS

Player	Date	Opponent	Goals
Brett Hull	3/21/01	@ Dallas	4
Joe Nieuwendyk	3/13/98	@ Dallas	4
Owen Nolan	12/19/95	vs. San Jose	4
Alexander Semin	2/16/11	vs. Washington	3
Eric Staal	12/18/10	@ Carolina	3
Anthony Stewart	10/15/10	vs. Atlanta	3
Michael Grabner	4/2/10	vs. Vancouver	3
Loui Eriksson	12/31/09	@ Dallas	3
Henrik Zetterberg	11/14/09	@ Detroit	3
Niklas Hagman	10/28/09	vs. Toronto	3
Ilya Kovalchuk	2/15/09	vs. Atlanta	3
David Booth	11/9/08	vs. Florida	3
Mark Parrish	11/7/08	vs. Dallas	3
Mike Knuble	2/2/08	@ Philadelphia	3
Peter Mueller	11/7/07	vs. Phoenix	3
Jonathan Cheechoo	4/15/06	@ San Jose	3
Jonathan Cheechoo	2/1/06	vs. San Jose	3
Alex Ovechkin	1/13/06	vs. Washington	3
Jonathan Cheechoo	12/20/05	@ San Jose	3
Kevyn Adams	12/06/05	vs. Carolina	3
Jason Arnott	11/16/05	vs. Dallas	3
Chris Brown	12/04/02	@ Buffalo	3
Mark Parrish	11/24/01	@ NY Islanders	3
Teemu Selanne	3/29/01	@ San Jose	3
Michal Handzus	12/23/00	@ St. Louis	3
Andrew Cassels	11/8/00	vs. Vancouver	3
Pavol Demitra	2/12/00	@ St. Louis	3
Viktor Kozlov	1/5/00	vs. Florida	3
Keith Tkachuk	4/3/98	@ Phoenix	3
Jeff O'Neill	1/31/97	vs. Hartford	3
Peter Bondra	12/13/96	vs. Washington	3
Martin Rucinsky	11/6/96	vs. Montreal	3
Brian Savage	10/7/96	@ Montreal	3
Alexander Mogilny	12/22/95	vs. Vancouver	3
Pavel Bure	4/11/95	@ Vancouver	3

## FOUR-OR-MORE ASSISTS

Player	Date	Opponent	Assists
Tomas Kaberle	10/26/09	vs Toronto	4
Craig Conroy	1/19/04	vs. Calgary	4
Mike Modano	2/10/02	vs. Dallas	4
Niklas Sundstrom	3/29/01	@ San Jose	4
Igor Larionov	11/15/99	@ Detroit	4
Jeremy Roenick	12/19/97	vs. Phoenix	4
Cliff Ronning	2/15/96	@ Vancouver	4
Doug Bodger	12/19/95	vs. San Jose	4
Mike Modano	2/1/95	@ Dallas	4
Adam Oates	3/24/94	@ Boston	4
Igor Larionov	3/6/94	@ San Jose	4

## 45-OR-MORE SAVES

Goaltender	Date	Opponent	Saves	Shots Faced	Final Score
Dwayne Roloson	3/27/09	vs. Edmonton	51	54	5-3 loss
Steve Mason	11/19/10	vs. Columbus	47	50	4-3 win
Dominik Hasek	1/10/97	vs. Buffalo	47	52	5-2 win
Jose Theodore	2/25/11	vs. Minnesota	46	48	3-2 win (OT)
Mike Dunham	10/11/06	vs. NY Islanders	46	50	5-4 loss (SO)
Jamie McLennan	11/17/95	vs. NY Islanders	46	48	2-1 win (OT)
Kelly Hrudey	2/11/94	vs. Los Angeles	46	49	5-3 loss
Rick DiPietro	3/12/04	vs. NY Islanders	45	46	3-1 loss
Steve Shields	11/6/98	vs. San Jose	45	47	2-2 tie (OT)
Dominik Hasek	3/8/96	vs. Buffalo	45	48	3-2 win (OT)

# DUCKS ALL-TIME LEADERS

## POINTS

	G	A	PTS
<b>Teemu Selanne</b>	<b>410</b>	<b>461</b>	<b>871</b>
Paul Kariya	300	369	669
Steve Rucchin	153	279	432
<b>Ryan Getzlaf</b>	<b>126</b>	<b>289</b>	<b>415</b>
<b>Corey Perry</b>	<b>168</b>	<b>201</b>	<b>369</b>
Scott Niedermayer	60	204	264
Andy McDonald	92	167	259
<b>Bobby Ryan</b>	<b>105</b>	<b>97</b>	<b>202</b>
Matt Cullen	65	135	200
Chris Kunitz	81	111	192

## GOALS

<b>Teemu Selanne</b>	<b>461</b>
Paul Kariya	300
<b>Corey Perry</b>	<b>168</b>
Steve Rucchin	153
<b>Ryan Getzlaf</b>	<b>126</b>
<b>Bobby Ryan</b>	<b>105</b>
Andy McDonald	92
Chris Kunitz	81
Matt Cullen	65
Petr Sykora	64

## ASSISTS

<b>Teemu Selanne</b>	<b>461</b>
Paul Kariya	369
<b>Ryan Getzlaf</b>	<b>289</b>
Steve Rucchin	279
Scott Niedermayer	204
<b>Corey Perry</b>	<b>201</b>
Andy McDonald	167
Matt Cullen	135
Oleg Tverдовский	125
Chris Pronger	114

## GAMES PLAYED

<b>Teemu Selanne</b>	<b>774</b>
Steve Rucchin	616
Paul Kariya	606
Ruslan Salei	594
Samuel Pahlsson	527
<b>Corey Perry</b>	<b>450</b>
Jean-Sebastien Giguere	447
Guy Hebert	441
<b>Ryan Getzlaf</b>	<b>430</b>
Matt Cullen	427

## PLUS-MINUS

<b>Teemu Selanne</b>	<b>123</b>
<b>Ryan Getzlaf</b>	<b>78</b>
Chris Kunitz	60

Paul Kariya	52
<b>Corey Perry</b>	<b>44</b>
<b>Bobby Ryan</b>	<b>36</b>
<b>Toni Lydman</b>	<b>32</b>
Bobby Dollas	31
Keith Carney	30
Steve Rucchin	28

## PIM

David Karpa	788
Jason Marshall	740
Ruslan Salei	735
<b>George Parros</b>	<b>727</b>
Todd Ewen	650
Stu Grimson	583
<b>Corey Perry</b>	<b>537</b>
<b>Ryan Getzlaf</b>	<b>417</b>
Warren Rychel	416
Vitaly Vishnevski	403

## POWERPLAY GOALS

<b>Teemu Selanne</b>	<b>163</b>
Paul Kariya	107
Steve Rucchin	58
<b>Ryan Getzlaf</b>	<b>49</b>
<b>Corey Perry</b>	<b>49</b>
Scott Niedermayer	39
<b>Bobby Ryan</b>	<b>31</b>
Andy McDonald	28
Chris Kunitz	26
Marty McInnis	25

## POWERPLAY POINTS

	G	A	PTS
<b>Teemu Selanne</b>	<b>163</b>	<b>204</b>	<b>367</b>
Paul Kariya	107	156	263
<b>Ryan Getzlaf</b>	<b>49</b>	<b>128</b>	<b>177</b>
Scott Niedermayer	39	106	145
Steve Rucchin	58	84	142
<b>Corey Perry</b>	<b>49</b>	<b>77</b>	<b>126</b>
Andy McDonald	28	67	95
Chris Pronger	20	74	94
Fredrik Olausson	22	66	88
Oleg Tverдовский	18	60	78

## SHORTHANDED GOALS

Paul Kariya	16
Samuel Pahlsson	9
Todd Marchant	8
Steve Rucchin	6
Joe Sacco	6
Corey Perry	5
Rob Niedermayer	3
Bob Corkum	3

Travis Moen	3
Shaun Van Allen	3

## SHORTHANDED POINTS

	G	A	PTS
Paul Kariya	16	5	21
Steve Rucchin	6	9	15
Samuel Pahlsson	9	4	13
Todd Marchant	8	4	12
Joe Sacco	6	3	9
Scott Niedermayer	0	8	8
<b>Corey Perry</b>	<b>3</b>	<b>3</b>	<b>6</b>
Shaun Van Allen	4	2	6
Bob Corkum	3	2	5
Rob Niedermayer	3	2	5

(9 Players tied at 4 points)

## GAME-WINNING GOALS

<b>Teemu Selanne</b>	<b>69</b>
Paul Kariya	44
<b>Corey Perry</b>	<b>30</b>
Steve Rucchin	23
<b>Ryan Getzlaf</b>	<b>20</b>
Andy McDonald	15
Chris Kunitz	15
Mike Leclerc	14
Scott Niedermayer	13
<b>Bobby Ryan</b>	<b>11</b>
Samuel Pahlsson	11
Niclas Havelid	11

## SHOTS

<b>Teemu Selanne</b>	<b>2547</b>
Paul Kariya	2455
<b>Corey Perry</b>	<b>1335</b>
Steve Rucchin	1150
<b>Ryan Getzlaf</b>	<b>997</b>
Andy McDonald	914
Ruslan Salei	872
Scott Niedermayer	786
<b>Bobby Ryan</b>	<b>739</b>
Matt Cullen	724

## OVERTIME GOALS

<b>Teemu Selanne</b>	<b>6</b>
Scott Niedermayer	5
Niclas Havelid	4
<b>Ryan Getzlaf</b>	<b>3</b>
Paul Kariya	3
Steve Rucchin	3
Oleg Tverдовский	3

(11 players tied at 2)

## GOALIE STATS

### GAMES PLAYED

Jean-Sebastien Giguere	447
Guy Hebert	441
<b>Jonas Hiller</b>	<b>177</b>
Mikhail Shtalenkov	122
Ilya Bryzgalov	69
Martin Gerber	54
Dominic Roussel	51
Steve Shields	33
Curtis McElhinney	31
Ron Tugnutt	28

### GOALS-AGAINST AVERAGE

	GP	AVG
Sebastien Caron	1	2.12
Martin Gerber	54	2.13
Ray Emery	10	2.28
<b>Dan Ellis</b>	<b>13</b>	<b>2.39</b>
Jean-Sebastien Giguere	447	2.47
Ilya Bryzgalov	69	2.48
<b>Jonas Hiller</b>	<b>128</b>	<b>2.51</b>
Tom Askey	7	2.64
Steve Shields	33	2.67
Guy Hebert	441	2.75

### WINS

Jean-Sebastien Giguere	206
Guy Hebert	173
<b>Jonas Hiller</b>	<b>89</b>
Mikhail Shtalenkov	34
Ilya Bryzgalov	26
Martin Gerber	17
Dominic Roussel	12
Curtis McElhinney	11
Ron Tugnutt	10
Steve Shields	9

### LOSSES

Guy Hebert	202
Jean-Sebastien Giguere	163
<b>Jonas Hiller</b>	<b>61</b>
Mikhail Shtalenkov	53
Ilya Bryzgalov	23
Martin Gerber	23
Steve Shields	20
Dominic Roussel	15
Steve Shields	15
Ron Tugnutt	15
Curtis McElhinney	10

### STARTS

Jean-Sebastien Giguere	431
Guy Hebert	426
<b>Jonas Hiller</b>	<b>160</b>
Mikhail Shtalenkov	100
Ilya Bryzgalov	57
Martin Gerber	47
Dominic Roussel	37
Steve Shields	31
Ron Tugnutt	26
Curtis McElhinney	23

### MINUTES

Jean-Sebastien Giguere	25646
Guy Hebert	25205
<b>Jonas Hiller</b>	<b>9718</b>
Mikhail Shtalenkov	6117
Ilya Bryzgalov	3623
Martin Gerber	2902
Dominic Roussel	2525
Steve Shields	1777
Ron Tugnutt	1520
Curtis McElhinney	1517

### SAVES

Guy Hebert	11813
Jean-Sebastien Giguere	11290
<b>Jonas Hiller</b>	<b>4741</b>
Mikhail Shtalenkov	2777
Ilya Bryzgalov	1499
Martin Gerber	1230
Dominic Roussel	1098
Steve Shields	771
Ron Tugnutt	752
Curtis McElhinney	723

### SHOTS AGAINST

Guy Hebert	12968
Jean-Sebastien Giguere	12347
<b>Jonas Hiller</b>	<b>5148</b>
Mikhail Shtalenkov	3097
Ilya Bryzgalov	1649
Martin Gerber	1333
Dominic Roussel	1218
Steve Shields	850
Ron Tugnutt	828
Curtis McElhinney	804

### SHUTOUTS

Jean-Sebastien Giguere	32
Guy Hebert	27
<b>Jonas Hiller</b>	<b>11</b>
Martin Gerber	3
Mikhail Shtalenkov	3
Dominic Roussel	2
Ilya Bryzgalov	2
Curtis McElhinney	2
Ron Tugnutt	1

# ALL-TIME LEADERS VS. ANAHEIM

## SKATERS

### GAMES PLAYED

	GP
Shane Doan	82
Mike Modano	82
Patrick Marleau	78
Rob Blake	72
Darryl Sydor	70
Nicklas Lidstrom	67
Jere Lehtinen	65
Sergei Zubov	63
Derek Morris	62
Ian Laperriere	60

### GOALS

	GP	G
Brett Hull	47	32
Shane Doan	82	29
Mike Modano	82	28
Keith Tkachuk	57	27
Jarome Iginla	56	27
Brendan Shanahan	47	23
Patrick Marleau	78	23
Markus Naslund	52	21
Owen Nolan	56	20
Jonathan Cheechoo	35	20

### ASSISTS

	GP	A
Mike Modano	82	55
Nicklas Lidstrom	67	42
Joe Thornton	51	37
Sergei Zubov	63	36
Doug Weight	55	35
Shane Doan	82	30
Markus Naslund	52	30
Igor Larionov	35	29
Joe Sakic	44	29
Mike Ribeiro	37	29

### POINTS

	GP	G	A	PTS
Mike Modano	82	28	55	83
Shane Doan	82	29	30	59
Brett Hull	47	32	22	54
Jarome Iginla	56	27	27	54
Joe Thornton	51	16	37	53
Keith Tkachuk	57	27	25	52
Nicklas Lidstrom	67	10	42	52
Markus Naslund	52	21	30	51
Patrick Marleau	78	23	25	48
Joe Sakic	44	18	29	47
Jere Lehtinen	65	19	28	47

### PENALTY MINUTES

	GP	PIM
Shane Doan	82	158
Keith Tkachuk	57	120
Jeff Odgers	34	117
Rob Blake	72	112
Matthew Barnaby	23	110
Jeremy Roenick	59	98
Scott Nichol	33	97
Steve Ott	42	92
Sean O'Donnell	54	91
Andrei Nazarov	30	87

## GOALTENDERS

### GAMES PLAYED

	GP
Evgeni Nabokov	48
Marty Turco	44
Curtis Joseph	38
Ed Belfour	36
Nikolai Khabibulin	32
Patrick Roy	27
Mike Vernon	25
Felix Potvin	25
Jocelyn Thibault	24
Dominik Hasek	24

### WINS

	GP	W
Evgeni Nabokov	48	26
Marty Turco	44	24
Ed Belfour	36	23
Felix Potvin	25	15
Curtis Joseph	38	15
Mike Vernon	25	14
Chris Osgood	20	14
Martin Brodeur	20	13
Patrick Roy	27	13
Ilya Bryzgalov	22	12
Nikolai Khabibulin	32	12

### GOALS AGAINST AVG.

(minimum: 10 games)

	GP	GAA
Martin Brodeur	20	1.82
Ed Belfour	36	1.89
Manny Fernandez	15	1.93
David Aebischer	11	1.97
Roman Turek	15	1.97
Jeff Hackett	13	2.06
Manny Legace	20	2.12
Tommy Salo	19	2.13
Dominik Hasek	24	2.13
Kirk McLean	16	2.15

### SAVE PERCENTAGE

(minimum: 10 games)

	GP	SV%
Manny Fernandez	15	93.2
Martin Brodeur	20	93.0
Pekka Rinne	10	93.0
Kirk McLean	16	92.8
Roman Turek	15	92.6
Dominik Hasek	24	92.6
Tommy Salo	19	92.4
Jeff Hackett	13	92.3
Patrick Roy	27	92.1
Ed Belfour	36	92.1

# DUCKS HONOR ROLL

## ALL-STAR GAME

Alexei Kasatonov - 1994 (New York)  
Paul Kariya - 1996 (Boston)  
Guy Hebert - 1997 (San Jose)  
Paul Kariya - 1997 (San Jose)\*  
Teemu Selanne - 1997 (San Jose)  
Dmitri Mironov - 1998 (Vancouver)  
Teemu Selanne - 1998 (Vancouver)\*  
Paul Kariya - 1999 (Tampa Bay)\*  
Teemu Selanne - 1999 (Tampa Bay)\*  
Paul Kariya - 2000 (Toronto)\*  
Teemu Selanne - 2000 (Toronto)\*  
Paul Kariya - 2001 (Colorado)\*  
Paul Kariya - 2002 (Los Angeles)  
Paul Kariya - 2003 (Florida)  
Andy McDonald - 2007 (Dallas)  
Scott Niedermayer (did not play) - 2007 (Dallas)\*  
Teemu Selanne - 2007 (Dallas)  
Ryan Getzlaf - 2008 (Atlanta)  
Scott Niedermayer - 2008 (Atlanta)  
Corey Perry - 2008 (Atlanta)  
Chris Pronger - 2008 (Atlanta)  
Ryan Getzlaf - 2009 (Montreal)\*  
J.S. Giguere - 2009 (Montreal)\*  
Scott Niedermayer - 2009 (Montreal)\*  
Corey Perry - 2011 (Carolina)  
Jonas Hiller - 2011 (Carolina)

\*Voted in as starter

## ALL-STAR GAME MVP

Teemu Selanne - 1998 (Vancouver)

## FIRST TEAM NHL ALL-STAR

Paul Kariya - 1996  
Teemu Selanne - 1996  
Paul Kariya - 1997  
Paul Kariya - 1999  
Scott Niedermayer - 2006  
Scott Niedermayer - 2007  
Corey Perry - 2011

## SECOND TEAM NHL ALL-STAR

Teemu Selanne - 1998  
Teemu Selanne - 1999  
Paul Kariya - 2000  
Paul Kariya - 2003  
Chris Pronger - 2007  
Lubomir Visnovsky - 2011

## NHL ALL-ROOKIE TEAM

Bobby Ryan - 2009

## HART MEMORIAL TROPHY

Corey Perry - 2011

## LADY BYNG MEMORIAL TROPHY

Paul Kariya - 1996

Paul Kariya - 1997

## MAURICE "ROCKET" RICHARD TROPHY

Teemu Selanne - 1999

Corey Perry - 2011

## BILL MASTERTON MEMORIAL TROPHY

Teemu Selanne - 2006

## NHL PLAYER OF THE MONTH

Paul Kariya - April, 1996

Paul Kariya - January, 1997

Teemu Selanne - February, 1999

Teemu Selanne - November, 2006

Corey Perry - March, 2011

## NHL ROOKIE OF THE MONTH

Bobby Ryan - January, 2009

## NHL PLAYER OF THE WEEK

Guy Hebert - March 25, 1996

Paul Kariya - April 8, 1996

Teemu Selanne - October 27, 1997

Teemu Selanne - January 19, 1998

Paul Kariya - January 26, 1998

Teemu Selanne - February 29, 1999

J.S. Giguere - December 15, 2002

Teemu Selanne - March 26, 2006

Ryan Getzlaf - January 20, 2007

Teemu Selanne - February 24, 2008

Ryan Getzlaf/Corey Perry/Teemu Selanne - Nov. 3, 2008

Corey Perry - April 4, 2011



# STATISTICS OF FORMER DUCKS

## SKATERS

SKATERS (AMONG PLAYERS THAT PLAYED IN AT LEAST ONE GAME WITH ANAHEIM)

PLAYER	SEASONS	POS-NO.	GP	G	A	PTS	PIM	+/-
<b>Aalto, Antti</b>	1997-01	C - 44/14	151	11	17	28	52	-25
Selected by Anaheim in the sixth round (134th overall) of the 1993 NHL Entry Draft. Became a free agent, July 1, 2001.								
<b>Antoski, Shawn</b>	1996-98	LW - 19/11	11	1	0	1	20	+2
Acquired from Pittsburgh with Dmitri Mironov in exchange for Alex Hicks and Fredrik Olausson, Nov. 19, 1996. Became a free agent, July 1, 1998.								
<b>Armstrong, Chris</b>	2003-04	D - 41	4	0	1	1	0	-1
Signed as a free agent, June 26, 2003. Became a free agent, July 1, 2004.								
<b>Artuykhin, Evgeny</b>	2009-10	LW - 24	37	4	5	9	41	
0 Acquired from Tampa Bay in exchange for Drew Miller and a third-round draft pick in the 2010 NHL Entry Draft, Aug. 13, 2009. Traded to Atlanta for Nathan Ostryck and a conditional draft pick in 2011 NHL Entry Draft, March 1, 2010.								
<b>Balmochnykh, Maxim</b>	1999-00	RW - 18	6	0	1	1	2	+2
Selected by Anaheim in the second round (45th overall) of the 1997 NHL Entry Draft. Traded to New Jersey with Oleg Tverdovsky and Jeff Friesen for Petr Sykora, Mike Commodore, J.F. Dampousse and Igor Pohanka, July 6, 2002.								
<b>Banham, Frank</b>	1996-98	RW - 29	27	9	2	11	14	-8
Signed as a free agent, Jan. 22, 1996. Became a free agent, July 1, 2000.								
<b>Bannister, Drew</b>	1997-98 & 2001-02	D - 5/36	28	0	6	6	47	-2
Acquired from Edmonton in exchange for Bobby Dolas, Jan. 9, 1998. Traded to Tampa Bay in exchange for a fifth-round selection in the 2000 NHL Entry Draft, Dec. 10, 1998. Signed as a free agent, July 27, 2001. Became a free agent, July 1, 2002.								
<b>Baumgartner, Ken</b>	1996-97	LW/D - 24/22	79	0	12	12	223	0
Acquired from Toronto in exchange for Winnipeg's fourth-round selection (Kim Staal), Mar. 20, 1996. Became a free agent, July 1, 1997.								
<b>Bawa, Robin</b>	1993-94	RW - 26	12	0	1	1	7	-3
Acquired in the 1993 NHL Expansion Draft from San Jose. Became a free agent, July 1, 1994.								
<b>Bellows, Brian</b>	1996-97	LW - 23	62	15	13	28	22	-11
Acquired from Tampa Bay in exchange for a sixth-round selection in the 1997 NHL Entry Draft, Nov. 18, 1996. Became a free agent, July 1, 1997.								
<b>Bergeron, Marc-Andre</b>	2007-08	D - 7	9	0	1	1	4	-2
Acquired from NY Islanders in exchange for a third-round selection in the 2008 NHL Entry Draft, Feb. 26, 2008. Traded to Minnesota in exchange for a third-round selection in the 2008 NHL Entry Draft, June 10, 2008.								
<b>Bertuzzi, Todd</b>	2007-08	LW - 4	68	14	26	40	97	+8
Signed as a free agent, July 2, 2007. Became a free agent, June 28, 2008.								
<b>Bets, Maxim</b>	1993-94	LW - 43	3	0	0	0	0	-3
Acquired from St. Louis with a sixth-round selection in the 1995 NHL Entry Draft in exchange for Alexei Kasatonov on Mar. 21, 1994. Became a free agent, July 1, 1996.								
<b>Bochenski, Brandon</b>	2007-08	RW - 12	12	2	2	4	6	+2
Acquired from Boston in exchange for Shane Hnidy and a sixth-round selection in the 2008 NHL Entry Draft, Jan. 2, 2008. Traded to Nashville for future considerations, Feb. 26, 2008.								
<b>Bodie, Troy</b>	2008-11	RW - 50	57	5	3	8	87	-11
Signed as a free agent July 22, 2008. Claimed off waivers by Carolina, Nov. 16, 2010.								
<b>Boynton, Nick</b>	2009-10	D - 4	42	1	6	7	59	+1
Signed as a free agent, July 9, 2009. Traded to Chicago for future considerations, Mar. 2, 2010.								
<b>Brennan, Kip</b>	2005-06	LW - 37	12	0	1	1	35	-2
Acquired from Atlanta in exchange for Mark Popovic, Aug. 25, 2005. Became a free agent, July 1, 2006.								
<b>Brimanis, Aris</b>	2001-02	D - 37	5	0	0	0	9	-1
Signed as a free agent, Aug. 1, 2001. Became a free agent July 1, 2002.								
<b>Brent, Tim</b>	2006-07	C - 47	15	1	0	1	6	-5
Selected by Anaheim in the second round (37th overall) of the 2002 NHL Entry Draft. Re-entered NHL Draft. Selected again by Anaheim in the third round (75th overall) of the 2004 NHL Entry Draft. Traded to Pittsburgh in exchange for Stephen Dixon, July 20, 2007.								
<b>Brown, Mike</b>	2002-03	LW - 44	16	1	1	2	44	0
Claimed off waivers from Vancouver, Oct. 10, 2002. Became a free agent, July 1, 2003.								
<b>Brown, Mike</b>	2008-10	RW - 13	103	8	2	10	166	-1
Acquired from Vancouver in exchange for Nathan McIver, Feb. 4, 2009. Traded to Toronto in exchange for a fifth-round selection in the 2010 NHL Entry Draft, June 26, 2010.								
<b>Burnett, Garrett</b>	2003-04	LW - 55	39	1	2	3	184	0
Signed as a free agent, July 25, 2003. Became a free agent, July 1, 2004.								
<b>Butsayev, Viacheslav</b>	1995-96	C - 15	7	1	0	1	0	-4
Signed as a free agent, Oct. 20, 1995. Became a free agent, July 1, 1996.								
<b>Bylsma, Dan</b>	2000-04	RW - 21	209	10	22	32	62	-11
Signed as a free agent, July 13, 2000. Became a free agent, July 1, 2004.								
<b>Calder, Kyle</b>	2009-10	LW - 32	14	0	2	2	8	-7
Signed as a free agent, Oct. 28, 2009. Became a free agent, July 1, 2010.								
<b>Campbell, Jim</b>	1995-96	C - 21	16	2	3	5	36	0
Acquired from Montreal in exchange for Robert Dirk, Jan. 21, 1996. Became a free agent, July 1, 1996.								
<b>Carnback, Patrik</b>	1993-96	LW/C - 21	148	24	38	62	120	-13
Acquired from Montreal with Todd Ewen in exchange for a third-round selection in the 1994 NHL Entry Draft, Aug. 10, 1993. Became a free agent, July 1, 1996.								
<b>Carney, Keith</b>	2001-06	D - 3	291	13	48	61	185	+30
Acquired from Phoenix in exchange for a second-round selection in the 2001 NHL Entry Draft, June 19, 2001. Traded to Vancouver with Juha Alen in exchange for Brett Skinner and a second-round selection in the 2006 NHL Entry Draft, Mar. 9, 2006.								
<b>Carter, Ryan</b>	2007-10	C/LW - 52/20	138	12	17	29	141	-3
Signed as a free agent, July 12, 2006. Trade to Carolina in exchange for Stefan Chaput and Matt Kennedy, Nov. 23, 2010.								

# STATISTICS OF FORMER DUCKS

<b>Chipchura, Kyle</b>	2009-11	C - 28	90	6	8	14	88	-1
Acquired from Montreal in exchange for a fourth-round selection in the 2012 NHL Entry Draft, Dec. 2, 2009. Became a free agent, June 27, 2011.								
<b>Chistov, Stanislav</b>	2002-04 & 2006-07	LW - 23/24	136	14	34	48	80	-12
Selected by Anaheim in the first round (5th overall) of the 2001 NHL Entry Draft. Traded to Boston in exchange for a third-round selection in the 2008 NHL Entry Draft, Nov. 13, 2006.								
<b>Chouinard, Marc</b>	2000-03	C - 32/11	159	10	13	23	62	-12
Acquired from Winnipeg with Teemu Selanne and a fourth-round selection in the 1996 NHL Entry Draft in exchange for Chad Kilger, Oleg Tverdokvov and a third-round selection in the 1996 NHL Entry Draft, Feb. 7, 1996. Became a free agent, July 1, 2003.								
<b>Christensen, Erik</b>	2008-10	C/LW - 26	26	2	7	9	8	-5
Acquired from Atlanta in exchange for Eric O'Dell, Mar. 4, 2009. Claimed off waivers by NY Rangers on Dec. 2, 2010.								
<b>Corkum, Bob</b>	1993-96	C - 20/19	168	38	44	82	69	-3
Acquired in the 1993 NHL Expansion Draft from Buffalo. Traded to Philadelphia in exchange for Chris Herperger and a seventh-round selection in the 1997 NHL Entry Draft, Feb. 6, 1996.								
<b>Crowley, Mike</b>	1997-01	D - 38/25	67	5	15	20	44	-26
Acquired from Philadelphia with Anatoli Semenov for Brian Wessenberg, Mar. 19, 1996. Became a free agent, July 1, 2001.								
<b>Cullen, Matt</b>	1997-03	C - 45/11/17	427	65	135	200	168	-39
Selected by Anaheim in the second round (35th overall) of the 1996 NHL Entry Draft. Traded to Florida with Pavel Trnka and a fourth-round selection in the 2003 NHL Entry Draft in exchange for Sandis Ozolinsh and Lance Ward, Jan. 30, 2003.								
<b>Cummins, Jim</b>	2000-02	RW - 19/15	81	5	6	11	167	-12
Signed as a free agent, July 5, 2000. Traded to the NY Islanders in exchange for Dave Roche, Jan. 14, 2002.								
<b>Daigoneault, J.J.</b>	1997-98	D - 36	66	4	24	28	50	-5
Acquired from Pittsburgh in exchange for Garry Valk, Feb. 21, 1997. Traded to NY Islanders with Mark Janssens and Joe Sacco in exchange for Travis Green, Doug Houda and Tony Tuzzolino, Feb. 6, 1998.								
<b>Davidsson, Johan</b>	1998-00	C - 22	69	4	5	9	16	-9
Selected by Anaheim in the second round (28th overall) of the 1994 NHL Entry Draft. Traded to NY Islanders with future considerations in exchange for Jorgen Jonsson, Mar. 11, 2000.								
<b>DiPenta, Joe</b>	2005-08	D - 33	171	5	16	21	110	+12
Signed as a free agent, Aug. 11, 2005. Became a free agent, July 1, 2008.								
<b>Dirk, Robert</b>	1994-96	D - 5	82	2	5	7	98	+5
Acquired from Chicago in exchange for a fourth-round selection in the 1995 NHL Entry Draft, July 12, 1994. Traded to Montreal in exchange for Jim Campbell, Jan. 21, 1996.								
<b>Dollas, Bobby</b>	1993-98	D - 2	305	28	61	89	213	+31
Acquired in the 1993 NHL Expansion Draft from Detroit. Traded to Edmonton in exchange for Drew Bannister, Jan. 9, 1998.								
<b>Donato, Ted</b>	1999-00	LW - 21	81	11	19	30	26	-3
Acquired from Ottawa with the rights to Antti-Jussi Niemi in exchange for Patrick Lalime, June 18, 1999. Became a free agent, July 1, 2000.								
<b>Douris, Peter</b>	1993-96	RW - 16	151	30	40	70	42	-4
Signed as a free agent, July 22, 1993. Became a free agent, July 1, 1996.								
<b>Drury, Ted</b>	1996-99	C - 13/18	232	21	26	47	225	-18
Acquired from Ottawa with the rights to Marc Moro in exchange for Shaun Van Allen and Jason York, Oct. 1, 1996. Traded to NY Islanders in exchange for Tony Hrkac and Dean Malkoc, Oct. 29, 1999.								
<b>Ebbett, Andrew</b>	2007-10	C - 48	53	8	24	32	26	+10
Signed as a free agent, May. 16, 2007. Claimed off waivers by Chicago on Oct. 17, 2009.								
<b>Eminger, Steve</b>	2009-10	D - 7	63	4	12	16	30	+1
Signed as a free agent, Sept. 4, 2009. Traded to NY Rangers in exchange for Aaron Voros and Ryan Hillier, July 9, 2010.								
<b>Ewen, Todd</b>	1993-96	RW - 36	153	13	12	25	650	-14
Acquired from Montreal with Patrik Carnback in exchange for a third-round selection in the 1994 NHL Entry Draft, Aug. 10, 1993. Became a free agent, July 1, 1996.								
<b>Fedorov, Sergei</b>	2003-05	C - 91	85	31	35	66	44	-6
Signed as a free agent, July 19, 2003. Traded to Columbus with a fifth-round selection in the 2006 NHL Entry Draft in exchange for Tyler Wright and Francois Beauchemin, Nov. 16, 2005.								
<b>Fedoruk, Todd</b>	2005-06	LW - 29	86	4	22	26	210	+8
Acquired from Philadelphia in exchange for a second-round selection in the 2005 NHL Entry Draft, July 29, 2005. Traded to Philadelphia in exchange for a fourth-round selection in the 2007 NHL Entry Draft, Nov. 13, 2006.								
<b>Fedotov, Anatoli</b>	1993-94	D - 34	3	0	0	0	0	-3
Selected by Anaheim in the 10th round (238th overall) of the 1993 NHL Entry Draft. Retired in Sept., 1994.								
<b>Ferguson, Scott</b>	1998-99	D - 21	2	0	1	1	0	0
Signed as a free agent, July 22, 1998. Became a free agent, July 1, 2000.								
<b>Ferner, Mark</b>	1993-95	D - 3	64	3	6	9	36	-20
Acquired in the 1993 NHL Expansion Draft from Ottawa. Traded to Detroit with Stu Grimson in exchange for Mike Sillinger and Jason York on Apr. 4, 1995.								
<b>Festerling, Brett</b>	2008-11	D - 53	83	0	8	8	33	+4
Signed as a free agent, Sept. 14, 2005. Traded to Montreal with a fifth-round selection in the 2012 NHL Entry Draft in exchange for Maxim Lapierre, Dec. 31, 2010.								
<b>Friesen, Jeff</b>	2000-02 & 2005-06	LW - 11/12	114	20	39	59	62	-7
Acquired from San Jose with Steve Shields and future considerations in exchange for Teemu Selanne, Mar. 5, 2001. Traded to New Jersey with Oleg Tverdokvov and Maxim Balmochnykh for Petr Sykora, Mike Commodore, J.F. Dampousse and Igor Pohanka, July 6, 2002. Acquired from Washington in exchange for a second-round selection in the 2006 NHL Entry Draft, Mar. 9, 2006. Became a free agent, July 1, 2006.								
<b>Gavey, Aaron</b>	2005-06	C - 40	5	0	0	0	2	0
Signed as a free agent, Sept. 12, 2005. Became a free agent, July 1, 2006.								
<b>Glencross, Curtis</b>	2006-07	C - 46	2	1	0	1	2	-1
Signed as a free agent, Mar. 25, 2004. Traded to Columbus with Zenon Konopka and a conditional seventh-round selection in 2007 or 2008 in exchange for Joe Motzko, Mark Hartigan and a fourth-round selection in the 2007 NHL Entry Draft, Jan. 26, 2007.								
<b>Green, Josh</b>	2008-09 & 2010-11	C - 12	12	0	0	0	6	-3
Signed as a free agent, June 18, 2008. Became a free agent, July 1, 2009. Signed as a free agent, July 12, 2010. Became a free agent, July 1, 2011.								

# STATISTICS OF FORMER DUCKS

<b>Green, Travis</b>	1998-99 & 2006-07	C - 39	108	19	29	48	103	-14
Acquired from NY Islanders with Doug Houda and Tony Tuzzolino in exchange for J.J. Daigneault, Mark Janssens and Joe Sacco, Feb. 6, 1998. Traded to Phoenix with a first-round selection (Scott Kelman) in the 1999 NHL Entry Draft in exchange for Oleg Tverdovsky, June 26, 1999. Signed as a free agent, Aug. 10, 2006. Claimed off waivers by Toronto, Jan. 10, 2007.								
<b>Grimson, Stu</b>	1993-95 & 1998-00	LW - 32	231	5	8	13	583	-13
Acquired by Anaheim in the 1993 NHL Expansion Draft from Detroit. Traded to Detroit with Mark Ferner and a sixth-round selection in the 1996 NHL Entry Draft in exchange for Mike Sillinger and Jason York, Apr. 4, 1995. Acquired from Carolina with Kevin Haller in exchange for David Karpa and a fourth-round selection in the 2000 NHL Entry Draft, Aug. 11, 1998. Became a free agent, July 1, 2000.								
<b>Haller, Kevin</b>	1998-00	D - 5	149	4	11	15	183	-9
Acquired from Carolina with Stu Grimson for David Karpa and a fourth-round selection in the 2000 NHL Entry Draft, Aug. 11, 1998. Became a free agent July 1, 2000.								
<b>Hankinson, Casey</b>	2003-04	LW - 48	4	0	0	0	4	0
Signed as a free agent, June 25, 2003. Became a free agent, July 1, 2004.								
<b>Hartigan, Mark</b>	2007	C - 13	12	1	2	3	6	+1
Acquired from Columbus with Joe Motzko and a fourth-round selection in the 2007 NHL Entry Draft in exchange for Curtis Glencross, Zenon Konopka and a seventh-round selection in either the 2007 or 2008 NHL Entry Draft, Jan. 26, 2007. Became a free agent, July 1, 2007.								
<b>Havelid, Niclas</b>	1999-04	D - 28	310	24	61	85	152	-42
Selected by Anaheim in the third round (83rd overall) of the 1999 NHL Entry Draft. Traded to Atlanta in exchange for Kurtis Foster, June 26, 2004.								
<b>Hedican, Bret</b>	2008-09	D - 3	51	1	5	6	36	-7
Signed as a free agent, October 23, 2008. Became free agent, July 1, 2009.								
<b>Hedstrom, Jonathan</b>	2002-03 & 2005-06	RW - 51/17	83	13	14	27	48	+1
Acquired from Toronto in exchange for a sixth- and seventh-round selection in the 2000 NHL Entry Draft, June 25, 2000. Retired in Aug. 2006.								
<b>Hicks, Alex</b>	1995-96	LW - 32	82	12	17	29	51	+12
Signed as a free agent, Aug. 23, 1995. Traded to Pittsburgh with Fredrik Olausson in exchange for Shawn Antoski and Dmitri Mironov, Nov. 19, 1996.								
<b>Hill, Sean</b>	1993-94	D - 6	68	7	20	27	78	-12
Acquired in the 1993 NHL Expansion Draft from Montreal. Traded to Ottawa in exchange for a third-round selection in the 1994 NHL Entry Draft, June 29, 1994.								
<b>Hirdy, Shane</b>	2007-08	D - 7	33	1	2	3	30	+2
Signed as a free agent, July 5, 2007. Traded to Boston with a sixth-round selection in the 2008 NHL Entry Draft in exchange for Brandon Bochenski, Jan. 2, 2008.								
<b>Holan, Milos</b>	1995-96	D - 7	41	4	10	14	38	-8
Acquired from Philadelphia in exchange for Anatoli Semenov, Mar. 8, 1995. Retired due to illness after the 1995-96 season.								
<b>Holmqvist, Michael</b>	2003-04	C - 18	21	2	0	2	25	-6
Selected by Anaheim in the first round (18th overall) of the 1997 NHL Entry Draft. Traded to Chicago in exchange for Travis Moen on July 30, 2005.								
<b>Houda, Doug</b>	1997-98	D - 6	24	1	2	3	52	-5
Acquired from NY Islanders with Travis Green and Tony Tuzzolino in exchange for J.J. Daigneault, Mark Janssens and Joe Sacco, Feb. 6, 1998. Traded to Detroit in exchange for future considerations, Oct. 8, 1998.								
<b>Houlder, Bill</b>	1993-94	D - 23	80	14	25	39	40	-18
Acquired in the 1993 NHL Expansion Draft from Buffalo. Traded to St. Louis in exchange for Jason Marshall, Aug. 29, 1994.								
<b>Hrkac, Tony</b>	1999-01	C - 15	140	17	32	49	37	-2
Acquired from NY Islanders with Dean Malkoc in exchange for Ted Drury, Oct. 29, 1999. Became a free agent, July 1, 2001.								
<b>Huskins, Kent</b>	2005-09	D - 40	142	6	22	28	100	+26
Signed as a free agent, August 30, 2005. Traded to San Jose with Travis Moen in exchange for Nick Bonino, Timo Pielmeier and a conditional selection in the 2009 NHL Entry Draft, March 4, 2009.								
<b>Janssens, Mark</b>	1997-98	C - 24/18	67	4	7	11	163	-25
Acquired from Hartford in exchange for Bates Battaglia and a fourth-round selection in the 1998 NHL Entry Draft, Mar. 18, 1997. Traded to NY Islanders with J.J. Daigneault and Joe Sacco in exchange for Travis Green, Doug Houda and Tony Tuzzolino, Feb. 6, 1998.								
<b>Johnson, Craig</b>	2003-04	LW - 27	39	1	2	3	14	-4
Signed as a free agent, Sept. 9, 2003. Claimed on waivers by Toronto, Jan. 9, 2004.								
<b>Jomphe, J.F.</b>	1995-98	C - 46	104	10	29	39	100	-1
Signed as a free agent, Sept. 27, 1993. Traded to Phoenix in exchange for Jim McKenzie, June 18, 1998.								
<b>Kariya, Paul</b>	1995-03	LW - 9	606	300	369	669	213	+52
Selected by Anaheim in the first round (fourth overall) of the 1993 NHL Entry Draft. Became a free agent, July 1, 2003.								
<b>Karpa, David</b>	1995-98	D - 15/17/33	245	7	43	50	788	+5
Acquired from Quebec in exchange for a conditional selection in the 1997 NHL Entry Draft (fourth), Mar. 8, 1995. Traded to Carolina with a fourth-round selection in the 2000 NHL Entry Draft in exchange for Stu Grimson and Kevin Haller, Aug. 11, 1998.								
<b>Karpov, Valeri</b>	1994-97	RW - 11	76	14	15	29	32	-7
Selected by Anaheim in the third round (56th overall) of the 1993 NHL Entry Draft. Became a free agent, July 1, 1997.								
<b>Kasatonov, Alexei</b>	1993-94	D - 7	55	4	18	22	43	-8
Acquired in the 1993 NHL Expansion Draft from New Jersey. Traded to St. Louis in exchange for Maxim Bets and a sixth-round selection in the 1995 NHL Entry Draft, Mar. 21, 1994.								
<b>Kilger, Chad</b>	1995-96	C - 8	45	5	7	12	22	-2
Selected by Anaheim in the first round (fourth overall) of the 1995 NHL Entry Draft. Traded to Winnipeg with Oleg Tverdovsky and a third-round selection in the 1996 NHL Entry Draft in exchange for Teemu Selanne, Marc Chouinard and a fourth-round selection in the 1996 NHL Entry Draft, Feb. 7, 1996.								
<b>King, Steven</b>	1993-96	RW - 17/24	43	10	3	13	59	-8
Acquired in the 1993 NHL Expansion Draft from NY Rangers. Became a free agent, July 1, 1996.								
<b>Kjellberg, Patric</b>	2001-03	RW - 18	141	15	19	34	26	-18
Acquired from Nashville in exchange for Petr Tenkrat, Nov. 1, 2001. Became a free agent, July 1, 2003.								
<b>Klee, Ken</b>	2008	D - 2	3	0	0	0	4	+0
Acquired from Atlanta with Brad Larsen and Chad Painchaud in exchange for Mathieu Schneider, Sept. 26, 2008. Claimed off waivers by Phoenix on October 28, 2008.								

# STATISTICS OF FORMER DUCKS

<b>Knutsen, Espen</b>	1997-98	C - 47/21	19	3	0	3	6	-10
Acquired from Hartford in exchange for Kevin Brown, Oct. 1, 1996. Traded to Columbus in exchange for a fourth-round selection in the 2001 NHL Entry Draft, May 25, 2000.								
<b>Kohn, Ladislav</b>	1999-01	RW - 29	128	9	19	28	69	-32
Acquired from Atlanta in exchange for an eighth-round selection in the 2000 NHL Entry Draft, Sept. 27, 1999. Traded to Atlanta for Sergei Vyshedkevich and Scott Langkow, Feb. 9, 2001.								
<b>Kondratiev, Maxim</b>	2007-08	D - 20	4	0	0	0	0	-2
Acquired from NY Rangers in exchange for Petr Sykora and a fourth-round selection in the 2007 NHL Entry Draft, Jan. 8, 2006. Placed on waivers, Jan. 30, 2008.								
<b>Konopka, Zenon</b>	2005-06	C - 25	23	4	3	7	48	-4
Signed as a free agent, Sept. 1, 2004. Traded to Columbus with Curtis Glennross and a selection in either the 2007 or 2008 NHL Entry Draft in exchange for Mark Hartigan, Joe Motzko and a fourth-round selection in the 2007 NHL Entry Draft, Jan. 26, 2007.								
<b>Krivokrasov, Sergei</b>	2001-02	RW - 23	17	1	2	3	19	-1
Acquired from Minnesota in exchange for a seventh-round selection in the 2002 NHL Entry Draft and future considerations, Nov. 1, 2001. Became a free agent July 1, 2002.								
<b>Krog, Jason</b>	2002-04	C - 10	147	16	27	43	28	-3
Signed as a free agent, July 17, 2002. Became a free agent, July 1, 2004.								
<b>Krygier, Todd</b>	1994-96	LW - 25	95	20	39	59	80	-8
Acquired from Washington in exchange for a fourth-round selection in the 1996 NHL Entry Draft, Feb. 2, 1995. Traded to Washington in exchange for Mike Torchia, Mar. 8, 1996.								
<b>Kunitz, Chris</b>	2003-05 & 2005-09	LW - 38/14	313	81	111	192	297	+60
Signed as free agent, April 1, 2003. Claimed off waivers by Atlanta, October 4, 2005. Claimed off waivers from Atlanta October 18, 2005. Traded to Pittsburgh with Eric Tangradi in exchange for Ryan Whitney, February 26, 2009.								
<b>Kurvers, Tom</b>	1994-95	D - 24	22	4	3	7	6	-13
Acquired from NY Islanders in exchange for Troy Loney, June 29, 1994. Became a free agent, July 1, 1995.								
<b>Kurri, Jari</b>	1996-97	RW/C - 17	82	13	22	35	12	-13
Signed as a free agent, Aug. 14, 1996. Became a free agent, July 1, 1997.								
<b>Ladouceur, Randy</b>	1993-96	D - 29	188	4	16	20	157	+14
Acquired in the 1993 NHL Expansion Draft from Hartford. Retired from the NHL after the 1995-96 season.								
<b>Lambert, Denny</b>	1994-96 & 2001-02	LW - 42/27	119	3	16	19	272	+2
Signed as a free agent, Aug. 16, 1993. Became a free agent, July 1, 1996. Acquired from Atlanta in exchange for future considerations, July 2, 2001. Became a free agent, July 1, 2002.								
<b>Lapierre, Maxim</b>	2010-11	C - 14	21	0	3	3	9	-6
Acquired from Montreal in exchange for Brett Festerling and a fifth-round selection in the 2012 NHL Entry Draft, Dec. 31, 2010. Traded to Vancouver with MacGregor Sharp in exchange for Joel Perrault and a third-round selection in the 2012 NHL Entry Draft, Feb. 28, 2011.								
<b>Lebeau, Stephan</b>	1993-95	C - 47	60	14	20	34	26	+1
Acquired from Montreal in exchange for Ron Tugnutt, Feb. 20, 1994. Became a free agent, July 1, 1995.								
<b>LaBoutillier, Peter</b>	1996-98	RW - 52	35	2	1	3	176	-1
Selected by Anaheim in the sixth round (133rd overall) of the 1995 NHL Entry Draft. Became a free agent, July 1, 2000.								
<b>LeClerc, Mike</b>	1996-04	LW - 12	291	54	78	132	251	-43
Selected by Anaheim in the third round (55th overall) of the 1995 NHL Entry Draft. Traded to Phoenix in exchange for a conditional selection in the 2007 NHL Entry Draft, Aug. 23, 2005.								
<b>Lilja, Andreas</b>	2010-11	D - 3	52	1	6	7	28	-15
Signed as a free agent, Oct. 11, 2010. Became a free agent July 1, 2011.								
<b>Lilly, John</b>	1993-96	RW - 48/27	23	3	8	11	13	+2
Signed as a free agent, Mar. 9, 1994. Became a free agent, July 1, 1996.								
<b>Loach, Lonnie</b>	1993-94	LW - 27	3	0	0	0	2	-2
Acquired in the 1993 NHL Expansion Draft from Los Angeles. Became a free agent, July 1, 1994.								
<b>Loney, Troy</b>	1993-94	LW - 24	62	13	6	19	88	-5
Acquired in the 1993 NHL Expansion Draft from Pittsburgh. Traded to the NY Islanders in exchange for Tom Kurvers, June 29, 1994.								
<b>Lupul, Joffrey</b>	2003-06 & 2009-11	RW - 15/14/19	205	56	58	114	108	-20
Selected in the first round (7th overall) in the 2002 NHL Entry Draft, June 22, 2002. Traded to Edmonton with Ladislav Smid, a first-round selection in the 2007 NHL Entry Draft, a conditional first-round selection and a second-round selection in the 2008 NHL Entry Draft in exchange for Chris Pronger, July 3, 2006. Acquired from Philadelphia with Luca Sbisa, a first-round selection in the 2009 NHL Entry Draft, a first-round selection in the 2010 NHL Entry Draft and a conditional round selection in 2010 or 2011 for Chris Pronger and Ryan Dingle, June 26, 2009. Traded to Toronto with Jake Gardiner and a conditional fourth-round selection in 2013 for Francois Beauchemin, Feb. 9, 2011.								
<b>Mara, Paul</b>	2010-11	D - 23	33	1	1	2	48	+2
Signed as a free agent, Sept. 16, 2010. Traded to Montreal in exchange for a fifth-round selection in the 2012 NHL Entry Draft, Feb. 17, 2011.								
<b>Marchant, Todd</b>	2005-11	C - 22	418	38	74	112	230	-29
Claimed off waivers from Columbus on Nov. 21, 2005. Retired on June 29, 2011.								
<b>Marha, Josef</b>	1997-99	C - 10	22	7	5	12	0	0
Acquired from Colorado in exchange for Warren Rychel and a conditional selection in the 1999 NHL Entry Draft, Mar. 24, 1998. Traded to Chicago in exchange for future considerations, Jan. 28, 1999.								
<b>Marshall, Jason</b>	1995-01 & 2005-06	D - 23/28/6	370	8	34	42	740	-26
Acquired from St. Louis in exchange for Bill Houlider, Aug. 29, 1994. Traded to Washington in exchange for Alexei Tezikov and a fourth-round selection in the 2001 NHL Entry Draft, Mar. 13, 2001. Signed as a free agent, Aug. 8, 2005. Became a free agent, July 1, 2006.								
<b>Martensson, Tony</b>	2003-04	C - 46	6	1	1	2	0	-2
Selected in the seventh round (224th overall) of the 2001 NHL Entry Draft. Signed as a free agent by Linköping (Sweden), May 17, 2004.								
<b>May, Brad</b>	2007-09	LW - 24	95	3	7	10	94	+6
Acquired from Colorado in exchange for Mike Wall, February 27, 2007. Traded to Toronto in exchange for a conditional sixth-round selection in the 2010 NHL Entry Draft, January 7, 2009.								
<b>McDonald, Andy</b>	2000-07	C - 19	391	92	167	259	162	+24
Signed as a free agent, Apr. 3, 2000. Traded to St. Louis in exchange for Doug Weight, Michel Birner and a seventh-round selection in the 2008 NHL Entry Draft, Dec. 14, 2007.								
<b>McInnis, Marty</b>	1998-02	RW - 16	272	57	88	145	127	-53
Acquired from Chicago in exchange for a fourth-round selection in the 2000 NHL Entry Draft, Oct. 27, 1998. Traded to Boston in exchange for a third-round selection in the 2002 NHL Entry Draft, Mar. 5, 2002.								

# STATISTICS OF FORMER DUCKS

<b>McIver, Nathan</b>	2008-09	D - 6	18	0	1	1	36	+2
Claimed off waivers from Vancouver, October 4, 2008. Traded to Vancouver in exchange for Mike Brown, Feb. 4, 2009.								
<b>McKay, Scott</b>	1993-94	C - 45	1	0	0	0	0	0
Signed as a free agent, Aug. 2, 1993. Became a free agent, July 1, 1995.								
<b>McKenzie, Jim</b>	1998-00	LW - 33	104	8	7	15	147	-23
Acquired from Phoenix in exchange for J.F. Jomphe, June 18, 1998. Claimed by Washington off NHL waivers Jan. 20, 2000.								
<b>McSween, Don</b>	1994-96	D - 39/6	37	3	9	12	43	+4
Signed as a free agent on Jan. 12, 1994. Became a free agent, July 1, 1996.								
<b>Melin, Bjorn</b>	2006-07	RW - 43	3	1	0	1	0	-1
Acquired from NY Islanders with Ben Guite in exchange for future Dave Roche, March 19, 2002. Signed with HV-71 of the Swedish Elite League, September 9, 2003. Signed as a free agent, May 31, 2006. Signed with HV-71 of the Swedish Elite League, April 27, 2008.								
<b>Mikkelsen, Brendan</b>	2008-11	D - 60	67	0	5	5	38	-6
Selected by Anaheim in the second round (31st overall) of the 2005 NHL Entry Draft, July 30, 2005. Claimed off waivers by Calgary, Oct. 19, 2010.								
<b>Mikulchik, Oleg</b>	1995-96	D - 44	8	0	0	0	4	-2
Signed as a free agent, July 28, 1995. Became a free agent, July 1, 1996.								
<b>Miller, Drew</b>	2006-09	LW - 18	53	6	9	15	23	-1
Selected by Anaheim in the sixth round (186th overall) of the 2003 NHL Entry Draft. Traded to Tampa Bay with a third-round selection in the 2010 NHL Entry Draft in exchange for Evgeny Artyukin, August 13, 2009.								
<b>Miller, Kip</b>	1999-00	C - 11	30	6	17	23	4	+1
Acquired from Pittsburgh in exchange for future considerations, Jan. 29, 2000. Became free agent on July 1, 2003.								
<b>Mironov, Dmitri</b>	1996-98	D - 15	128	18	64	82	192	+13
Acquired from Pittsburgh with Shawn Antoski in exchange for Alex Hicks and Fredrik Olausson, Nov. 19, 1996. Traded to Detroit in exchange for Jamie Pushor and a fourth-round selection in the 1998 NHL Entry Draft, Mar. 24, 1998.								
<b>Moen, Travis</b>	2005-09	LW - 32	261	22	23	45	331	-34
Acquired from Chicago in exchange for Mikael Holmqvist, July 30, 2005. Traded to San Jose with Kent Huskins in exchange for Nick Bonino, Timo Pielmeier and a conditional selection in the 2009 NHL Entry Draft, March 4, 2009.								
<b>Montador, Steve</b>	2008-09	D - 5	65	4	16	20	125	+14
Signed as a free agent, July 11, 2009. Traded to Boston for Petteri Nokelainen, March 4, 2009.								
<b>Moran, Ian</b>	2006-07	D - 18	1	0	0	0	0	-1
Signed as a free agent, Aug. 15, 2006. Signed with Eisbaren Berlin of the German Elite League, Jan. 25, 2007.								
<b>Moro, Marc</b>	1997-98	D - 37	1	0	0	0	0	0
Acquired from Ottawa with Ted Drury in exchange for Shaun Van Allen and Jason York, Oct. 1, 1996. Traded to Nashville with Chris Mason in exchange for Dominic Roussel, Oct. 5, 1998.								
<b>Morrison, Brendan</b>	2008-09	C/LW - 7	62	10	12	22	16	+0
Signed as a free agent, July 8, 2008. Claimed off waivers by Dallas, March 4, 2009.								
<b>Motzko, Joe (playoffs only)</b>	2006-07	RW - 46	3	0	0	0	0	+2
Acquired from Columbus with Mark Hartigan and a 2007 fourth-round selection in exchange for Curtis Glencross, Zenon Konopka and a seventh-round selection in the 2007 or 2008 NHL Entry Draft, Jan. 26, 2007. Became free agent, July 1, 2007.								
<b>Mowers, Mark</b>	2007	RW - 48/28	17	1	0	1	8	+0
Acquired from Boston in exchange for Nathan Saunders and Brett Skinner, Sept. 24, 2007. Became a free agent, Nov. 30, 2007.								
<b>Nazarov, Andrei</b>	2000-01	RW - 26	16	1	0	1	29	-9
Acquired from Calgary with a second-round selection in the 2001 NHL Entry Draft in exchange for Jordan Leopold, Sept. 26, 2000. Traded to Boston with Patrick Traverse in exchange for Samuel Pahlsson, Nov. 18, 2000.								
<b>Nieckar, Barry</b>	1996-98	LW - 42	8	0	0	0	21	0
Signed as a free agent, Oct. 4, 1996. Became a free agent, July 1, 1998.								
<b>Niedermayer, Rob</b>	2003-09	LW/RW - 44	382	56	68	124	311	-32
Acquired from Calgary in exchange for Jean-Francois Dampousse and Mike Commodore, Mar. 11, 2003. Became free agent on July 1, 2009.								
<b>Niedermayer, Scott</b>	2005-10	D - 27	371	60	204	264	306	-5
Signed as a free agent, Aug. 4, 2005. Announced his retirement, June 22, 2010.								
<b>Nielsen, Jeff</b>	1997-00	RW - 19	191	17	19	36	64	-9
Signed as a free agent, Aug. 11, 1997. Selected by Minnesota in the 2000 NHL Expansion Draft, June 23, 2000.								
<b>Nikulin, Igor</b>	1996-97	RW - 21	1	0	0	0	0	0
Selected by Anaheim in the fifth round (107th overall) of the 1995 NHL Entry Draft. Became a free agent, July 1, 1999.								
<b>Nokelainen, Petteri</b>	2008-10	C/RW - 17	67	8	9	17	27	-4
Acquired from Boston in exchange for Steve Montador, Mar. 4, 2009. Traded to Phoenix in exchange for a sixth-round selection in the 2010 NHL Entry Draft, Mar. 3, 2010.								
<b>Norris, Dwayne</b>	1995-96	RW - 28	3	0	1	1	2	0
Signed as a free agent, Nov. 3, 1995. Became a free agent, July 1, 1996.								
<b>Oates, Adam</b>	2002-03	C - 77	67	9	36	45	16	-1
Signed as a free agent, July 1, 2002. Became a free agent, July 1, 2003.								
<b>O'Brien, Shane</b>	2006-07	D - 37	62	2	12	14	140	+5
Selected by Anaheim in the eighth round (250th overall) of the 2003 NHL Entry Draft. Traded to Tampa Bay with a third-round selection in the 2007 NHL Entry Draft in exchange for Gerald Coleman and a first-round selection in the 2007 NHL Entry Draft, Feb. 24, 2007.								
<b>O'Connor, Myles</b>	1993-94	D - 44	5	0	1	1	6	0
Signed as a free agent, July 22, 1993. Became a free agent, July 1, 1995.								
<b>O'Donnell, Sean</b>	2006-08	D - 21	182	5	24	29	202	+21
Acquired from Phoenix in exchange for Joel Perrault, Mar. 9, 2006. Traded to Los Angeles in exchange for a conditional draft pick, Sept. 30, 2008.								
<b>Okisiuta, Roman</b>	1995-97	RW - 28/10	42	13	12	25	31	-10
Acquired from Vancouver in exchange for Mike Sillinger, Mar. 15, 1996. Traded to Pittsburgh in exchange for Richard Park, Mar. 18, 1997.								
<b>Olausson, Fredrik</b>	1995-96, 1998-00 & 2002-03	D - 2/4	244	37	90	127	112	+6
Acquired on waivers from Edmonton, Jan. 16, 1996. Traded to Pittsburgh with Alex Hicks in exchange for Shawn Antoski and Dmitri Mironov, Nov. 19, 1996. Signed as a free agent, Aug. 28, 1998. Retired from the NHL, Apr. 10, 2000. Signed as a free agent, July 12, 2002. Became a free agent, July 1, 2003.								
<b>O'Sullivan, Chris</b>	2002-03	D - 37	2	0	1	1	0	0
Signed as a free agent, July 20, 2002. Became a free agent, July 1, 2003.								



# STATISTICS OF FORMER DUCKS

<b>Oystrick, Nathan</b>	2009-10	D - 41	3	0	0	2	-1
Acquired from Atlanta with a conditional draft choice in the 2011 NHL Entry Draft in exchange for Evgeny Artyukhin, Mar. 1, 2010. Became free agent, July 1, 2010.							
<b>Ozolinsh, Sandis</b>	2003-06	D - 8	84	13	27	40	-1
Acquired from Florida with Lance Ward in exchange for Pavel Trnka, Matt Cullen and a fourth-round selection in the 2003 NHL Entry Draft, Jan. 30, 2003. Traded to NY Rangers in exchange for a third-round selection in the 2006 NHL Entry Draft, Mar. 9, 2006.							
<b>Pahlsson, Samuel</b>	2000-09	C - 26	527	51	90	141	-40
Acquired from Boston in exchange for Patrick Traverse and Andrei Nazarov, November 18, 2000. Traded to Chicago with Logan Stephenson and a conditional fourth-round selection in the 2009 NHL Entry Draft in exchange for James Wisniewski and Petri Kontiola, March 4, 2009.							
<b>Park, Richard</b>	1997-98	C - 32	26	1	3	4	-3
Acquired from Pittsburgh in exchange for Roman Oksita, Mar. 18, 1997. Became a free agent, July 1, 1998.							
<b>Penner, Dustin</b>	2005-07	LW - 76/17	101	33	19	52	+1
Signed as a free agent, May 12, 2004. Signed as a restricted free agent by Edmonton, Aug. 2, 2007.							
<b>Plavsic, Adrian</b>	1996-97	D - 25	6	0	0	2	-5
Signed as a free agent, Aug. 27, 1996. Became a free agent, July 1, 1997.							
<b>Popovic, Mark</b>	2004	D - 33	1	0	0	0	0
Selected by Anaheim in the second round (35th overall) of the 2001 NHL Entry Draft. Traded to Atlanta in exchange for Kip Brennan, Aug. 25, 2005.							
<b>Pronger, Chris</b>	2006-09	D - 25	220	36	114	150	+26
Acquired from Edmonton in exchange for Joffrey Lupul, Ladislav Smid, a first-round selection in the 2007 NHL Entry Draft, a conditional first-round selection and a second-round selection in the 2008 NHL Entry Draft, July 3, 2006. Traded to Philadelphia with Ryan Dingle for Joffrey Lupul, Luca Sbisa, a first-round selection in the 2009 NHL Entry Draft, a first-round selection in the 2010 NHL Entry Draft, and a conditional third-round selection in the 2010 or 2011 NHL Entry Draft.							
<b>Pronger, Sean</b>	1996-98	C - 54/10	108	12	23	35	-3
Signed as a free agent, Jan. 14, 1995. Traded to Pittsburgh in exchange for Patrick Lalime, Mar. 24, 1998.							
<b>Prospal, Vaclav</b>	2003-04	LW - 40	82	19	35	54	-9
Signed as a free agent, July 17, 2003. Traded to Tampa Bay in exchange for a second-round selection in the 2005 NHL Entry Draft, Aug. 16, 2004.							
<b>Pushor, Jamie</b>	1997-99	D - 4	80	1	4	5	-19
Acquired from Detroit with a fourth-round selection in the 1998 NHL Entry Draft in exchange for Dmitri Mironov, Mar. 24, 1998. Selected by Atlanta in the 1999 NHL Expansion Draft, June 25, 1999.							
<b>Reichert, Craig</b>	1996-97	RW - 51	3	0	0	0	-2
Selected in the third round (67th overall) of the 1994 NHL Entry Draft. Became a free agent, July 1, 1999.							
<b>Rome, Aaron</b>	2006-07	D - 34	1	0	0	0	-1
Signed as a free agent, June 7, 2004. Traded to Columbus with Clay Wilson in exchange for Geoff Platt and Bruno St. Jacques, Nov. 15, 2007.							
<b>Rucchin, Steve</b>	1994-04	C - 20	616	153	279	432	+28
Selected by Anaheim in the first round (second overall) of the 1994 NHL Supplemental Draft. Traded to NY Rangers in exchange for Trevor Gillies and a conditional selection in the 2007 NHL Entry Draft, Aug. 25, 2005.							
<b>Rutu, Jarkko</b>	2011	LW - 37	23	1	1	2	0
Acquired from Ottawa in exchange for a sixth-round selection in the 2011 NHL Entry Draft, Feb. 17, 2011. Became a free agent on July 1, 2011.							
<b>Rychel, Warren</b>	1996-98	LW - 16	133	15	13	28	-4
Signed as a free agent, July 23, 1996. Traded to Colorado in exchange for Josef Marha and a conditional selection in the 1999 NHL Entry Draft, Mar. 24, 1998.							
<b>Sacco, David</b>	1994-96	LW/C - 12	31	4	12	16	-2
Acquired from Toronto in exchange for Terry Yake, Sept. 27, 1995. Became a free agent, July 1, 1996.							
<b>Sacco, Joe</b>	1993-98	RW - 14	333	62	68	130	-18
Acquired in the 1993 NHL Expansion Draft from Toronto. Traded to NY Islanders with J.J. Daigneault and Mark Janssens in exchange for Travis Green, Doug Houda and Tony Tuzzolino, Feb. 6, 1998.							
<b>St. Jacques, Bruno</b>	2005	D - 7	1	1	0	1	+1
Acquired from Carolina in exchange for Craig Adams, Oct. 5, 2005. Traded to Chicago with Pierre Parenteau in exchange for Sebastian Caron, Matt Keith and Chris Durno, Dec. 28, 2006.							
<b>Salei, Ruslan</b>	1996-2006	D - 24	594	26	79	105	-3
Selected by Anaheim in the first round (ninth overall) of the 1996 NHL Entry Draft. Became a free agent, July 1, 2006.							
<b>Sandstrom, Tomas</b>	1997-99	RW - 17	135	24	25	49	-30
Signed as a free agent, Aug. 1, 1997. Became a free agent, July 1, 1999.							
<b>Sauer, Kurt</b>	2002-04	D - 34	135	2	6	8	-31
Signed as a free agent, June 6, 2002. Traded to Colorado with a fourth-round selection in the 2005 NHL Entry Draft in exchange for Martin Skoula, Feb. 21, 2004.							
<b>Sawyer, Kevin</b>	2000-03	LW - 46/25	97	3	3	6	-11
Signed as a free agent, July 13, 2000. Became a free agent, July 1, 2003.							
<b>Schastlivy, Petr</b>	2004	LW - 27	22	2	0	2	-3
Acquired from Ottawa in exchange for Todd Simpson, Feb. 4, 2004. Became a free agent, July 1, 2004.							
<b>Semenov, Anatoli</b>	1993-95/96	C - 19/93	76	15	32	47	-18
Acquired in the 1993 NHL Expansion Draft from Vancouver. Traded to Philadelphia in exchange for Milos Holan, Mar. 5, 1995. Re-acquired from Philadelphia with the rights to Mike Crowley in exchange for the rights to Brian Wessenberg, Mar. 19, 1996. Became a free agent, July 1, 1996.							
<b>Severson, Cam</b>	2002-04	LW - 14/17	33	3	0	3	-3
Signed as a free agent, Aug. 22, 2002. Became a free agent, July 1, 2004.							
<b>Severyn, Brent</b>	1997-98	RW - 22	37	1	3	4	-3
Acquired in the 1997 NHL Waiver Draft from Colorado. Became a free agent, July 1, 1998.							
<b>Shannon, Ryan</b>	2006-07	C - 38	53	2	9	11	0
Signed as a free agent, Nov. 28, 2005. Traded to Vancouver in exchange for Jason King and a conditional third-round selection in the 2009 NHL Entry Draft, June 23, 2007.							
<b>Sillinger, Mike</b>	1994-96	C - 26	77	15	26	41	-19
Acquired from Detroit with Jason York in exchange for Stu Grimson and Mark Ferner, Apr. 4, 1995. Traded to Vancouver in exchange for Roman Oksita, Mar. 15, 1996.							

# STATISTICS OF FORMER DUCKS

<b>Simpson, Todd</b>	2003-04	D - 2	46	4	3	7	105	-6
Acquired in the 2003 NHL Waiver Draft from Phoenix. Traded to Ottawa in exchange for Petr Schastlivy, Feb. 5, 2004.								
<b>Skalde, Jarrod</b>	1993-94	C - 10	20	5	4	9	10	-3
Acquired in the 1993 NHL Expansion Draft from New Jersey. Traded to Calgary in exchange for Bobby Marshall, Oct. 30, 1995.								
<b>Skoula, Martin</b>	2003-04	D - 14	21	2	7	9	2	+2
Acquired from Colorado in exchange for Kurt Sauer and a fourth-round selection in the 2005 NHL Entry Draft, Feb. 21, 2004. Became a free agent, Aug. 1, 2005.								
<b>Smirnov, Alexei</b>	2002-03	LW - 22	52	3	3	6	20	-1
Selected by Anaheim in the first round (12th overall) of the 2000 NHL Entry Draft. Became a free agent, Aug. 1, 2005.								
<b>Stevenson, Jeremy</b>	1995-98	LW - 40	53	3	6	9	127	-4
Selected by Anaheim in the 11th round (262nd overall) of the 1994 NHL Entry Draft. Became a free agent on July 1, 2000.								
<b>Sutherland, Brian</b>	2007-08	C/LW - 17	62	3	4	7	76	+4
Acquired from Washington in exchange for a second-round selection in the 2009 NHL Entry Draft, November 19, 2007. Traded to Dallas in exchange for David McIntyre and a conditional sixth-round selection in the 2010 NHL Entry Draft, December 14, 2008.								
<b>Sutton, Andy</b>	2010-11	D - 25	39	0	4	4	87	+1
Signed as a free agent Aug. 2, 2010. Traded to Edmonton in exchange for Kurtis Foster, July 2, 2011.								
<b>Sweeney, Tim</b>	1993-95	C/LW - 8	91	17	28	45	51	0
Acquired in the 1993 NHL Expansion Draft from Boston. Released, Apr. 9, 1995.								
<b>Sykora, Petr</b>	2002-06	RW - 39	197	64	67	131	86	-15
Acquired from New Jersey with Mike Commodore, Jean-Francois Dampousse and Igor Pohanka in exchange for Jeff Friesen, Oleg Tverdovsky and Maxim Balmochnykh, July 6, 2002. Traded to NY Rangers with a fourth-round selection in the 2007 NHL Entry Draft in exchange for Maxim Kondratiev, Jan. 8, 2006.								
<b>Syvret, Danny</b>	2010	D - 26	6	1	1	2	4	-3
Signed as a free agent, July 21, 2010. Traded to Philadelphia with Rob Bordon in exchange for Patrick Maroon and David Laliberte, Nov. 21, 2010.								
<b>Tenkrat, Petr</b>	2000-02	RW - 18	55	5	9	14	22	-17
Selected by Anaheim in the eighth round (230th overall) of the 1999 NHL Entry Draft. Traded to Nashville in exchange for Patric Kjellberg, Nov. 1, 2001.								
<b>Thomas, Steve</b>	2002-03	RW - 32	12	10	3	12	2	+10
Acquired from Chicago in exchange for a fifth-round selection in the 2003 NHL Entry Draft, Mar. 11, 2003. Became a free agent, July 1, 2003.								
<b>Thomson, Jim</b>	1993-95	RW - 33	6	0	0	0	5	0
Acquired in the 1993 NHL Expansion Draft from Los Angeles. Became a free agent, July 1, 1995.								
<b>Thornton, Shawn</b>	2006-07	RW - 45	48	2	7	9	88	+3
Signed as a free agent, July 12, 2006. Became a free agent, July 1, 2007.								
<b>Titov, German</b>	2000-02	LW - 13	137	22	25	47	97	-17
Signed as a free agent, July 1, 2000.								
<b>Todd, Kevin</b>	1996-98	C - 12	92	13	28	41	56	-12
Claimed on waivers from Pittsburgh, Oct. 4, 1996. Became a free agent, July 1, 1998.								
<b>Traverse, Patrick</b>	2000-01	D - 3	15	1	0	1	6	-6
Acquired from Ottawa in exchange for Joel Kwiatkowski, June 12, 2000. Traded to Boston with Andrei Nazarov in exchange for Samuel Pahlsson, Nov. 18, 2000.								
<b>Trebil, Dan</b>	1996-99	D - 34	56	3	4	7	25	-5
Signed as a free agent, Mar. 23, 1996. Traded to Pittsburgh in exchange for a fifth-round selection in the 2000 Entry Draft, Mar. 14, 2000.								
<b>Trepanier, Pascal</b>	1998-01	D - 27	139	8	12	20	175	-10
Acquired in the 1998 NHL Waiver Draft from Colorado. Became a free agent, July 1, 2001.								
<b>Trnka, Pavel</b>	1997-03	D - 7	322	11	47	58	248	-13
Selected by Anaheim in the fifth round (106th overall) of the 1994 NHL Entry Draft. Traded to Florida with Matt Cullen and a fourth-round selection in the 2003 NHL Entry Draft in exchange for Sandis Ozolinsh and Lance Ward, Jan. 30, 2003.								
<b>Tverdovsky, Oleg</b>	1994-96 & 1999-02	D - 10	324	45	125	170	142	-12
Selected by Anaheim in the first round (second overall) of the 1994 NHL Entry Draft. Traded to Winnipeg with Chad Kilger and a third-round selection in exchange for Teemu Selanne, Marc Chouinard and a fourth-round selection, Feb. 7, 1996. Re-acquired from Phoenix in exchange for Travis Green and a first-round selection in the 1999 NHL Entry Draft, June 26, 1999. Traded to New Jersey with Jeff Friesen and Maxim Balmochnykh in exchange for Petr Sykora, Mike Commodore, J.F. Dampousse and Igor Pohanka, July 6, 2002.								
<b>Tuzzolino, Tony</b>	1997-98	RW - 36	1	0	0	0	2	-2
Acquired from NY Islanders with Doug Houda and Travis Green in exchange for J.J. Daigneault, Mark Janssens and Joe Sacco, Feb. 6, 1998. Became a free agent, July 1, 2000.								
<b>Valk, Garry</b>	1993-97	LW - 18	246	40	52	92	312	+10
Acquired in the 1993 NHL Waiver Draft from Vancouver. Traded to Pittsburgh in exchange for J.J. Daigneault, Feb. 21, 1997.								
<b>Van Allen, Shaun</b>	1993-96	C - 22	174	24	63	87	137	+9
Signed as a free agent, July 22, 1993. Traded to Ottawa with Jason York in exchange for Ted Drury and Marc Moro, Oct. 1, 1996.								
<b>Valicevic, Rob</b>	2002-03	RW - 38	10	1	0	1	2	+1
Signed as a free agent, July 24, 2002. Became a free agent, July 1, 2003.								
<b>Van Impe, Darren</b>	1994-97	D - 48/29	110	6	25	31	112	+1
Acquired from NY Islanders in exchange for a ninth-round selection in the 1995 NHL Entry Draft, Sept. 2, 1994. Claimed on waivers by Boston, Nov. 26, 1997.								
<b>Vishnevski, Vitaly</b>	1999-06	D - 5	416	11	37	48	403	-11
Selected in the first round (fifth overall) of the 1998 NHL Entry Draft. Traded to Atlanta in exchange for Karl Stewart, a second-round selection in the 2007 NHL Entry Draft and a conditional selection, Aug. 17, 2006.								
<b>Voros, Aaron</b>	2010-11	LW - 34	12	0	0	0	43	-4
Acquired from NY Rangers with Ryan Hillier in exchange for Steve Eminger, July 9, 2010. Traded to Toronto for a conditional seventh-round selection in the 2011 NHL Entry Draft, Feb. 15, 2011.								
<b>Ward, Aaron</b>	2009-10	D - 4	17	0	2	2	8	+2
Acquired from Carolina in exchange for Justin Pogge and a fourth-round selection in the 2010 or 2011 NHL Entry Draft, Mar. 3, 2010. Became a free agent, July 1, 2010.								
<b>Ward, Ed</b>	1999-00	RW - 33	8	1	0	1	15	-2
Acquired from Atlanta in exchange for future considerations, Mar. 14, 2000. Traded to New Jersey for a seventh-round selection in the 2001 NHL Entry Draft, June 12, 2000.								


# STATISTICS OF FORMER DUCKS

<b>Ward, Lance</b>	2003-04	D - 4	75	0	5	5	137	-3
Acquired from Florida with Sandis Ozolinsh in exchange for Pavel Trnka, Matt Cullen and a fourth-round selection in the 2003 NHL Entry Draft, Jan. 30, 2003. Became a free agent, Aug. 1, 2005.								
<b>Weight, Doug</b>	2007-08	C - 39	38	6	8	14	20	0
Acquired from St. Louis with Michel Birner and a seventh-round selection in the 2008 NHL Entry Draft in exchange for Andy McDonald, Dec. 14, 2007. Became a free agent, July 1, 2008.								
<b>Whitney, Ryan</b>	2008-10	D - 19	82	4	34	38	60	-5
Acquired from Pittsburgh in exchange for Chris Kunitz and Eric Tangradi, Feb. 26, 2009. Traded to Edmonton along with a sixth-round selection in the 2010 NHL Entry Draft in exchange for Lubomir Visnovsky, Mar. 3, 2010.								
<b>Williams, David</b>	1993-95	D - 4	77	7	17	24	68	+3
Acquired in the 1993 NHL Expansion Draft from San Jose. Became a free agent, July 1, 1995.								
<b>Winchester, Brad</b>	2010-11	LW - 19	19	1	1	2	28	-9
Acquired from St. Louis in exchange for a third-round selection in the 2012 NHL Entry Draft, Feb. 28, 2011. Became a free agent July 1, 2011.								
<b>Wisniewski, James</b>	2008-10	D - 34	86	4	37	41	72	-2
Acquired from Chicago along with Petri Kontiola in exchange for Samuel Pahlsson, Logan Stephenson and a conditional third-round selection in the 2011 NHL Entry Draft, Mar. 4, 2009. Traded to NY Islanders for a conditional third-round selection in the 2011 NHL Entry Draft, July 30, 2010.								
<b>Wren, Bob</b>	1997-01	C - 50/37	4	0	0	0	0	-1
Signed as a free agent Oct. 23, 1996. Became a free agent, July 1, 2001								
<b>Wright, Tyler</b>	2005-06	C - 28	25	2	2	4	31	+2
Acquired from Columbus with Francois Beauchemin in exchange for Sergei Fedorov and a fifth-round selection in the 2006 NHL Entry Draft, Nov. 15, 2005. Bought out of contract in June 2006.								
<b>Yake, Terry</b>	1993-94	C - 25	82	21	31	52	44	+2
Acquired in the 1993 NHL Expansion Draft from Hartford. Traded to Toronto in exchange for David Sacco, Sept. 28, 1994.								
<b>York Jason</b>	1995-96 & 2001-02	D - 3/33	168	8	49	57	160	-14
Acquired from Detroit with Mike Sillinger in exchange for Stu Grimson and Mark Ferner, Apr. 4, 1995. Traded to Ottawa with Shaun Van Allen in exchange for Ted Drury and Marc Moro, Oct. 1, 1996. Signed as a free agent July 3, 2001. Traded to Nashville in exchange for future considerations, Oct. 23, 2002.								
<b>Young, Scott</b>	1997-98	RW - 48	73	13	20	33	22	-13
Acquired from Colorado in exchange for a third-round selection in the 1998 NHL Entry Draft, Sept. 17, 1997. Became a free agent, July 1, 1998.								

## GOALTENDERS

PLAYER	SEASONS	POS-NO.	GP	MIN	GA	GAA	RECORD	SV%
<b>Askey, Tom</b>	1997-99	G - 35	7	273	12	2.64	0-1-2	.894
Selected by Anaheim in the eighth round (186th overall) of the 1993 NHL Entry Draft. Became a free agent on July 1, 2000.								
<b>Bryzgalov, Ilya</b>	2001-07	G - 30	69	3623	150	2.48	26-23-8	.909
Selected by Anaheim in the second round (44th overall) of the 2000 NHL Entry Draft. Placed on waivers on Nov. 16, 2007.								
<b>Caron, Sebastien</b>	2006-07	G - 29	2	88	2	1.36	1-0-0	.935
Acquired from Chicago with Matt Keith and Chris Durso in exchange for Bruno St. Jacques and Pierre Parenteau, Dec. 28, 2006. Became a free agent, July 1, 2007.								
<b>Emery, Ray</b>	2010-11	G - 29	10	527	20	2.28	7-2-0	.926
Signed as a free agent, Feb. 7, 2011. Became a free agent, July 1, 2011.								
<b>Gerber, Martin</b>	2002-04	G - 29	54	2901	103	2.13	17-23-7	.923
Selected by Anaheim in the eighth round (232nd overall) of the 2001 NHL Entry Draft. Traded to Carolina in exchange for Tomas Malec and a third-round selection, June 18, 2004.								
<b>Giguere, Jean-Sebastien</b>	2000-10	G - 35	447	25646	1057	2.47	206-163-59	.914
Acquired from Calgary in exchange for a second-round selection in the 2000 NHL Entry Draft, June 10, 2000. Traded to Toronto in exchange for Jason Blake and Vesa Toskala, January 31, 2010.								
<b>Hebert, Guy</b>	1993-01	G - 31	441	25206	1155	2.75	173-202-53	.911
Acquired in the 1993 NHL Expansion Draft from St. Louis. Placed on waivers, Mar. 5, 2001.								
<b>McElhinney, Curtis</b>	2009-11	G - 31	31	1517	81	3.20	11-10-3	.899
Acquired from Calgary in exchange for Vesa Toskala, Mar. 3, 2010. Traded to Tampa Bay in exchange for Dan Ellis, Feb. 24, 2011.								
<b>Naumenko, Gregg</b>	2000-02	G - 1	2	70	7	6.00	0-1-0	.759
Signed as a free agent, Mar. 31, 1999. Became a free agent, July 1, 2002.								
<b>O'Neill, Mike</b>	1996-97	G - 1	1	31	3	5.81	0-0-0	.700
Signed as a free agent, July 28, 1995. Became a free agent, July 1, 1997.								
<b>Roussel, Dominic</b>	1998-01	G - 30	51	2525	120	2.85	12-15-9	.901
Acquired from Nashville in exchange for Chris Mason and Marc Moro, Oct. 5, 1998. Placed on waivers, Jan. 7, 2001.								
<b>Shields, Steve</b>	2001-02	G - 31	33	1777	79	2.67	9-20-2	.907
Acquired from San Jose with Jeff Friesen and future considerations for Teemu Selanne, Mar. 5, 2001. Traded to Boston in exchange for a third-round selection in the 2003 NHL Entry Draft, June 25, 2002.								
<b>Shtalenkov, Mikhail</b>	1993-98	G - 35	122	6119	320	3.14	34-53-11	.897
Traded by Anaheim in the fifth round (108th overall) of the 1993 NHL Entry Draft. Selected by Nashville in the 1998 NHL Expansion Draft.								
<b>Tugnut, Ron</b>	1993-94	G - 1	28	1520	76	3.00	10-15-1	.908
Acquired in the 1993 NHL Expansion Draft from Edmonton. Traded to Montreal in exchange for Stephan Lebeau, Feb. 20, 1994.								
<b>Wall, Michael</b>	2006-07	G - 31	4	202	10	2.97	2-2-0	.877
Signed as a free agent, Sept. 29, 2005. Traded to Colorado in exchange for Brad May, Feb. 7, 2007								

# DUCKS ALL-TIME DRAFT PICKS



2011 first-round draft pick Rickard Rakell

## ENTRY DRAFTS

### 2011 NHL ENTRY DRAFT (ST. PAUL, MINNESOTA)

Round	Overall	Selection	Pos.	Club
1	30	Rickard Rakell	RW	Plymouth (OHL)
2	39	John Gibson	G	U.S. National U-18 (USDP)
2	53	William Karlsson	C	Vasteras Jr. (Sweden)
3	65	Joseph Cramarossa	C	Mississauga (OHL)
3	83	Andy Welinski	D	Green Bay (USHL)
5	143	Max Friberg	RW	Skovde (Sweden-1)
6	160	Josh Manson	D	Salmon Arm (BCHL)

### 2010 NHL ENTRY DRAFT (LOS ANGELES, CALIFORNIA)

Round	Overall	Selection	Pos.	Club
1	12	Cam Fowler	D	Windsor (OHL)
1	29	Emerson Etem	RW	Medicine Hat (WHL)
2	42	Devante Smith-Pelly	RW	Mississauga (OHL)
5	122	Chris Wagner	C	South Shore (EJHL)
5	132	Tim Heed	D	Sodertalje (Sweden)
6	161	Andreas Dahlstrom	C	Stockholm AIK (Sweden-2)
6	177	Kevin Lind	D	Chicago (USHL)
7	192	Brett Perlini	C	Michigan State (CCHA)

# DUCKS ALL-TIME DRAFT PICKS

## 2009 NHL ENTRY DRAFT (MONTREAL, QUEBEC)

Round	Overall	Selection	Pos.	Club
1	15	Peter Holland	C	Guelph (OHL)
1	26	Kyle Palmieri	C	U.S. National U-18 (USDP)
2	37	Mat Clark	D	Brampton (OHL)
3	76	Igor Bobkov	G	Magnitogorsk 2 (Russia-3)
4	106	Sami Vatanen	D	Jyvaskyla Jr. (Finland-Jr.)
5	136	Radoslav Illo	RW	Tri-City (USHL)
6	166	Scott Valentine	D	Oshawa (OHL)

## 2008 NHL ENTRY DRAFT (OTTAWA, ONTARIO)

Round	Overall	Selection	Pos.	Club
1	17	Jake Gardiner	D	Minnetonka (MSHL)
2	35	Nicolas Deschamps	C	Chicoutimi (QMJHL)
2	39	Eric O'Dell	C	Sudbury (OHL)
2	43	Justin Schultz	D	Westside (BCHL)
3	71	Josh Brittain	LW	Kingston (OHL)
3	83	Marco Cousineau	G	Baie-Comeau (QMJHL)
3	85	Brandon McMillan	C	Kelowna (WHL)
4	113	Ryan Hegarty	C	U.S. National U-18 (USDP)
5	143	Stefan Warg	D	Vasteras Jr. (Sweden)
7	208	Nick Pryor	D	U.S. National U-18 (USDP)

## 2007 NHL ENTRY DRAFT (COLUMBUS, OHIO)

Round	Overall	Selection	Pos.	Club
1	19	Logan MacMillan	C	Halifax (QMJHL)
2	42	Eric Tangradi	C	Belleville (OHL)
3	63	Maxime Macenauer	C	Rouyn-Noranda (QMJHL)
4	92	Justin Vaive	LW	U.S. Nat'l U-18 (USA)
4	93	Steven Kampfer	D	University of Michigan (CCHA)
4	98	Sebastien Stefaniszyn	G	Eisbaren Berlin (Germany)
4	121	Mattias Modig	G	Lulea HF (Sweden)
5	151	Brett Morrison	C	Prince Edward Island (QMJHL)

## 2006 NHL ENTRY DRAFT (VANCOUVER, BRITISH COLUMBIA)

Round	Overall	Selection	Pos.	Club
1	19	Mark Mitera	D	University of Michigan (CCHA)
2	38	Bryce Swan	C	Halifax (QMJHL)
3	83	John de Gray	D	Brampton (OHL)
4	112	Matt Beleskey	LW	Belleville (OHL)
6	172	Petteri Wirtanen	C	HPK (Finland)

## 2005 NHL ENTRY DRAFT (OTTAWA, ONTARIO)

Round	Overall	Selection	Pos.	Club
1	2	Bobby Ryan	LW	Owen Sound (OHL)
2	31	Brendan Mikkelsen	D	Portland (WHL)
3	63	Jason Bailey	RW	U.S. National U-18 (USDP)
5	127	Bobby Bolt	LW	Kingston (OHL)
5	141	Brian Salcido	D	Colorado College (WCHA)
7	197	Jean-Philippe Leveseur	G	Rouyn Noranda (QMJHL)



# DUCKS ALL-TIME DRAFT PICKS

## 2004 NHL ENTRY DRAFT (RALEIGH, NORTH CAROLINA)

Round	Overall	Player	Pos.	Club
1	9	Ladislav Smid	D	HC Liberec (Czech)
2	39	Jordan Smith	D	Sault-Ste. Marie (OHL)
3	74	Kyle Klubertanz	D	Green Bay (USHL)
3	75	Tim Brent	C	Toronto St. Mike's (OHL)
6	172	Matt Auffrey	RW	U.S. National U-18 (USDP)
7	203	Gabriel Bouthillette	G	Gatineau (QMJHL)
8	236	Matt Christie	C	Miami University (CCHA)
9	269	Janne Pesonen	F	Karpat Oulu (Finland)

## 2003 NHL ENTRY DRAFT (NASHVILLE, TENNESSEE)

Round	Overall	Player	Pos.	Club
1	19	Ryan Getzlaf	C	Calgary (WHL)
1	28	Corey Perry	RW	London (OHL)
3	86	Shane Hynes	RW	Cornell (ECAC)
3	90	Juha Alen	D	Northern Michigan (CCHA)
4	119	Nathan Saunders	D	Moncton (QMJHL)
6	186	Drew Miller	LW	River City (USHL)
7	218	Dirk Southern	C	Northern Michigan (NCAA)
8	250	Shane O'Brien	D	Toronto St. Mike's (OHL)
9	280	Ville Mantymaa	D	Tappara Tampere (Finland)

## 2002 NHL ENTRY DRAFT (TORONTO, ONTARIO)

Round	Overall	Player	Pos.	Club
1	7	Joffrey Lupul	C/RW	Medicine Hat (WHL)
2	37	Tim Brent	C	Toronto-St. Mike's (OHL)
3	71	Brian Lee	D	Erie (OHL)
4	103	Joonas Vihko	C/W	HIFK Helsinki (Finland)
5	140	George Davis	RW	Cape Breton (QMJHL)
6	173	Luke Fritshaw	D	Prince Albert (WHL)
9	261	Francois Caron	D	Moncton (QMJHL)
9	267	Chris Petrow	D	Oshawa (OHL)

## 2001 NHL ENTRY DRAFT (SUNRISE, FLORIDA)

Round	Overall	Player	Pos.	Club
1	5	Stanislav Chistov	LW	Omsk (Russia)
2	35	Mark Popovic	D	Toronto (OHL)
3	66	Joel Stepp	C	Red Deer (WHL)
4	102	Timo Parssinen	LW	HPK (Finland)
4	105	Vladimir Korsunov	D	Spartak (Russia)
4	118	Brandon Rodgers	D	Hotchkiss (H.S.)
5	137	Joel Perreault	C/LW	Baie-Comeau (QMJHL)
6	170	Jan Tabacek	D	HC Martin (Slovakia)
7	224	Tony Martensson	C	Brynas (Sweden)
8	232	Martin Gerber	G	Langnau (Switzerland)
9	264	Pierre Parenteau	C	Chicoutimi (QMJHL)

## 2000 NHL ENTRY DRAFT (CALGARY, ALBERTA)

Round	Overall	Player	Pos.	Club
1	12	Alexei Smirnov	LW/RW	Dynamo (Russia)
2	44	Ilya Bryzgalov	G	Lada Togliatti (Russia)
4	98	Jonas Ronnqvist	RW	Lulea HF (Sweden)
5	134	Peter Podhradsky	D	HC Slovan (Slovakia)
5	153	Bill Cass	D	Boston College (Hockey East)

# DUCKS ALL-TIME DRAFT PICKS

## 1999 NHL ENTRY DRAFT (BOSTON, MASSACHUSETTS)

Round	Overall	Player	Pos.	Club
2	44	Jordan Leopold	D	Univ. of Minn. (WCHA)
3	83	Niclas Havelid	D	Malmö (Sweden)
4	105	Alexandr Chagodayev	C	HC Moscow (Russia)
5	141	Maxim Rybin	LW	Spartak (Russia)
6	173	Jan Sandstrom	D	AIK Solna (Sweden)
8	230	Petr Tenkrat	RW	HC Velvana (Czech. Rep.)
9	258	Brian Gornick	C	USAFA (NCAA)

## 1998 NHL ENTRY DRAFT (BUFFALO, NEW YORK)

Round	Overall	Player	Pos.	Club
1	5	Vitaly Vishnevski	D	Yaroslavl 2 (Russia)
2	32	Stephen Peat	D	Red Deer (WHL)
4	112	Viktor Wallin	D	HV-71 (Sweden)
6	150	Trent Hunter	RW	Prince George (WHL)
7	178	Jesse Fibiger	D	Minn.-Duluth (WCHA)
8	205	David Bernier	RW	Quebec (QMJHL)
9	233	Pelle Prestberg	LW	Farjestad (Sweden)
9	245	Andreas Andersson	G	HV-71 (Sweden)

## 1997 NHL ENTRY DRAFT (PITTSBURGH, PENNSYLVANIA)

Round	Overall	Player	Pos.	Club
1	18	Michael Holmqvist	C	Djugarden (Sweden)
2	45	Maxim Balmochnykh	LW	Lada Togliatti (Russia)
3	72	Jay Legault	LW	London (OHL)
5	125	Luc Vaillancourt	G	Beauport (QMJHL)
7	178	Tony Mohagen	LW	Seattle (WHL)
7	181	Mat Snedrud	D	North Iowa (Jr. A)
8	209	Rene Stussi	C	Thurgau (Europe)
9	235	Tommi Degerman	C	Boston University (Hockey East)

## 1996 NHL ENTRY DRAFT (ST. LOUIS, MISSOURI)

Round	Overall	Player	Pos.	Club
1	9	Ruslan Salei	D	Las Vegas (IHL)
2	35	Matt Cullen	C	St. Cloud State (WCHA)
5	113	Brendan Buckley	D	Boston College (H.E.)
6	149	Blaine Russell	G	Prince Albert (WHL)
7	165	Timo Ahmaoja	D	Jyväskylä (Finland)
8	198	Kevin Kellett	D	Prince Albert (WHL)
9	224	Tobias Johansson	W	Malmö (Sweden Jr.)

## 1995 NHL ENTRY DRAFT (EDMONTON, ALBERTA)

Round	Overall	Player	Pos.	Club
1	4	Chad Kilger	C	Kingston (OHL)
2	29	Brian Wessenberg	RW	Guelph (OHL)
3	55	Mike Leclerc	LW	Brandon (WHL)
5	107	Igor Nikulin	RW	Cherepovets (CIS)
6	133	Peter Leboutillier	RW	Red Deer (WHL)
7	159	Mike LaPlante	D	Calgary (Tier II)
8	185	Igor Karpenko	G	Sokol (MHL)

# DUCKS ALL-TIME DRAFT PICKS

## 1994 NHL ENTRY DRAFT (HARTFORD, CONNECTICUT)

Round	Overall	Player	Pos.	Club
1	2	Oleg Tverdovsky	D	Krylja (CIS)
2	28	Johan Davidsson	C/W	HV-71 Jonkoping (Sweden)
3	67	Craig Reichert	RW	Red Deer (WHL)
4	80	Byron Briske	D	Red Deer (WHL)
5	106	Pavel Trnka	D	Skoda Plzen (Czech)
6	132	Jon Battaglia	LW	Caledon (Jr. A)
7	158	Rocky Welsing	D	Wisconsin (USHL)
8	184	Brad Englehart	C	Kimball Union (H.S.)
10	236	Tommi Miettinen	C/W	Kalpa (Finland)
11	262	Jeremy Stevenson	LW	S. Ste. Marie (OHL)

## 1993 NHL ENTRY DRAFT (QUEBEC CITY, QUEBEC)

Round	Overall	Player	Pos.	Club
1	4	Paul Kariya	LW	Maine (Hockey East)
2	30	Nikolai Tsulygin	D	Salavat Yulayev (CIS)
3	56	Valeri Karpov	RW	Traktor (CIS)
4	82	Joel Gagnon	G	Oshawa (OHL)
5	108	Mikhail Shtalenkov	G	Milwaukee (IHL)
6	134	Antti Aalto	C	TPS Turku (Finland)
7	160	Matt Peterson	D	Osseo (H.S.)
8	186	Tom Askey	G	Ohio State (CCHA)
9	212	Vitali Kozel	C	Dynamo (CIS)
10	238	Anatoli Fedotov	D	Moncton (AHL)
11	264	David Penney	LW	Worcester Acad. (H.S.)

## SUPPLEMENTAL DRAFTS

### 1994 NHL SUPPLEMENTAL DRAFT (HARTFORD, CONNECTICUT)

Round	Overall	Player	Pos.	Club
1	2	Steve Rucchin	C	W. Ontario (OUAA)

### 1993 NHL SUPPLEMENTAL DRAFT (QUEBEC CITY, QUEBEC)

Round	Overall	Player	Pos.	Club
1	5	Pat Thompson	D	Brown U. (ECAC)

## EXPANSION DRAFTS

### Goaltenders

Pick	Player	NHL Club
2	Guy Hebert	St. Louis
3	Glenn Healy	N.Y. Islanders
6	Ron Tugnutt	Edmonton

### Defensemen

Pick	Player	NHL Club
2	Alexei Kasatonov	New Jersey
3	Sean Hill	Montreal
5	Bill Houlder	Buffalo
8	Bobby Dollas	Detroit
10	Randy Ladouceur	Hartford
11	David Williams	San Jose
13	Dennis Vial	Tampa Bay
16	Mark Ferner	Ottawa

### Forwards

Pick	Player	NHL Club
1	Steven King	N.Y. Rangers
4	Tim Sweeney	Boston
6	Troy Loney	Pittsburgh
7	Stu Grimson	Chicago
9	Terry Yake	Hartford
12	Jarrod Skalde	New Jersey
14	Bob Corkum	Buffalo
15	Anatoli Semenov	Vancouver
17	Joe Sacco	Toronto
20	Lonnie Loach	Los Angeles
22	Jim Thomson	Los Angeles
23	Trevor Halverson	Washington
25	Robin Bawa	San Jose

Entertain your guests at the next Ducks game in style from a suite on the San Manuel Premium Level. With space for up to forty people, reserved parking and luxury amenities, turn the game into an unforgettable experience!



**Ask about Suite Choice Packages!**  
**Call (714) 634-2582 to reserve**  
**your private suite today!**



**RECORDS**





# RECORDS

## ANAHEIM DUCKS INDIVIDUAL RECORDS

### MOST GOALS

Career .....	410	Teemu Selanne, 1995-96 through 2000-01, 2005-06 through 2010-11
Season .....	52	Teemu Selanne, 1997-98 (right wing position)
by a Left Wing .....	50	Paul Kariya, 1995-96
by a Center .....	34	Andy McDonald, 2005-06
by a Defenseman .....	18	Lubomir Visnovsky, 2010-11
Game .....	3	34 times, most: T. Selanne (13 times)
by a Right Wing .....	3	Teemu Selanne (13 times); Marty McInnis, Oct. 23, 2000 vs. LA; Jonathan Hedstrom, Jan. 9, 2006 vs. LA; Bobby Ryan (3 times); Corey Perry (3 times)
by a Left Wing .....	3	Paul Kariya (8 times); Garry Valk, Mar. 22, 1996 @ STL; Vaclav Prospal, Jan. 23, 2004 vs. MIN; Chris Kunitz, Nov. 19, 2006 vs. PHX
by a Center .....	3	Terry Yake, Oct. 19, 1993 @ NYR
by a Defenseman .....	3	Lubomir Visnovsky, Mar. 4, 2011 vs. DAL
Period .....	3	Teemu Selanne, two times: Nov. 10, 1997 vs. SJ (first) & Feb 1, 2001 @ PHX (third); Vaclav Prospal, Jan. 23, 2004 vs. MIN (third)

### MOST ASSISTS

Career .....	461	Teemu Selanne, 1995-96 through 2000-01, 2005-06 through 2010-11
Season .....	66	Ryan Getzlaf, 2008-09 (center position)
by a Right Wing .....	60	Teemu Selanne, 1998-99
by a Left Wing .....	62	Paul Kariya, 1998-99
by a Defenseman .....	54	Scott Niedermayer, 2006-07
Game .....	5	Three times: Dmitri Mironov, Dec. 12, 1997 vs. WSH; Teemu Selanne, Nov. 19, 2006 vs. PHX; Ryan Getzlaf, Oct. 29, 2008 vs. DET
by a Right Wing .....	5	Teemu Selanne, Nov. 19, 2006 vs. PHX
by a Left Wing .....	4	Three times: Paul Kariya, Dec. 16, 1998 vs. NSH; Feb. 16, 2000 vs. CGY; Jason Blake, Mar. 31, 2010 at COL
by a Center .....	5	Ryan Getzlaf, Oct. 29, 2008 vs. DET
by a Defenseman .....	5	Dmitri Mironov, Dec. 12, 1997 vs. WSH
Period .....	4	Paul Kariya, Dec. 16, 1998 vs. NSH (second)

### MOST POINTS

Career .....	871	Teemu Selanne, 1995-96 through 2000-01, 2005 through 2011 (410-461=871)
Season .....	109	Teemu Selanne, 1996-97 (51-58=109; right wing position)
by a Left Wing .....	108	Paul Kariya, 1995-96 (50-58=108)
by a Center .....	91	Ryan Getzlaf, 2008-09 (25-66=91)
by a Defenseman .....	69	Scott Niedermayer, 2006-07 (15-54=69)
Game .....	5	14 times, last: Teemu Selanne, Mar. 28, 2011 vs. COL (3-2=5)
by a Right Wing .....	5	Eight times: Teemu Selanne (6 times), last: Mar. 28, 2011 vs. COL (3-2=5); Corey Perry (2 times), last: Dec. 12, 2010 vs. MIN (3-2=5)
by a Left Wing .....	5	Five times, last: Jason Blake, Mar. 31, 2010 at COL (1-4=5) Paul Kariya (4 times), last: Dec. 8, 2002 vs. STL (2-3=5)
by a Center .....	5	Ryan Getzlaf, Oct. 29, 2008 vs. DET (0-5=5)
by a Defenseman .....	5	Dmitri Mironov, Dec. 12, 1997 vs. WSH (0-5=5)
Period .....	4	Four times, last: Vaclav Prospal, Jan. 23, 2004 vs. MIN (3-1=4; third)

### MOST POWER PLAY GOALS

Career .....	163	Teemu Selanne, 1995-96 through 2000-01, 2005-06 through 2010-11
Season .....	25	Teemu Selanne (two times), 1998-99 and 2006-07
Game .....	3	Twice: Paul Kariya, Mar. 29, 2001 @ SJ; Teemu Selanne, Oct. 29, 2008 vs. DET
Period .....	2	18 times, last: Teemu Selanne, Mar. 24, 2011 @ NSH (third period)

# RECORDS

## **MOST POWER PLAY ASSISTS**

Career.....	204	Teemu Selanne, 1995-96 through 2000-01, 2005-06 through 2010-2011
Season.....	33	Fredrik Olausson, 1998-99

## **MOST POWER PLAY POINTS**

Career.....	367	Teemu Selanne, 1994-95 through 2000-01, 2005 through 2011 (163-204=367)
Season.....	54	Teemu Selanne, 1998-99 (25-29=54)

## **MOST SHORTHANDED GOALS**

Career.....	16	Paul Kariya, 1994-95 through 2002-03
Season.....	4	Corey Perry, 2010-11
Game.....	1	109 times, last: Corey Perry, Apr. 3, 2011 vs DAL
Period.....	1	109 times, last: Corey Perry, Apr. 3, 2011 vs DAL (second)

## **MOST SHORTHANDED ASSISTS**

Career.....	9	Steve Rucchin, 1994-95 through 2003-04
Season.....	4	Twice: Steve Rucchin, 1997-98; Scott Niedermayer, 2008-09

## **MOST SHORTHANDED POINTS**

Career.....	21	Paul Kariya (16-5=21), 1994-95 through 2002-03
Season.....	6	Paul Kariya, 1995-96 (3-3=6)

## **MOST SHOTS**

Career.....	2,547	Teemu Selanne, 1995-96 through 2000-01, 2005-06 through 2010-2011
Season.....	429	Paul Kariya, 1998-99
Game.....	12	Three times, all by Paul Kariya, last: Mar. 10, 1999 vs. VAN
Period.....	9	Paul Kariya, Nov. 8, 1998 vs. DET (first)

## **MOST PENALTY MINUTES**

Career.....	788	David Karpa, 1994-95 through 1997-98
Season.....	285	Todd Ewen, 1995-96
Game.....	37	Todd Ewen, Feb. 25, 1996 vs. SJ (6 penalties)
Period.....	30	Two times, last: Peter LeBoutillier, Mar. 13, 1998 @ DAL (3 penalties; third)

## **MOST GAMES PLAYED**

Career.....	774	Teemu Selanne, 1995-96 through 2000-01, 2005-06 through 2010-11
Season.....	84	Joe Sacco, 1993-94 (the NHL changed from 84 to an 82-game season in 1995-96)

## **HIGHEST PLUS/MINUS (+/-)**

Career.....	+123	Teemu Selanne, 1995-96 through 2000-01, 2005-06 through 2008-2009
Season.....	+36	Paul Kariya, 1996-97
Game.....	+5	Several, last: Lubomir Visnovsky, 3/9/11 vs. NYR

## **HIGHEST SHOOTING PERCENTAGE**

Career (min. 50 goals).....	16.1	Teemu Selanne, 1995-96 through 2000-01, 2005 through 2011
Season (min. 10 goals).....	20.6	German Titov, 2001-02
Game.....	100.0	Several times

## **MOST GAME-WINNING GOALS**

Career.....	69	Teemu Selanne, 1995-96 through 2000-01, 2005 through 2011
Season.....	11	Corey Perry, 2010-11
Month.....	4	Corey Perry, March 2011

## **MOST GAME-TYING GOALS**

Career.....	9	Teemu Selanne, 1995-96 through 2000-01
Season.....	3	Teemu Selanne, 1997-98

# RECORDS

## MOST OVERTIME GOALS

Career.....	6	Teemu Selanne, 1995-96 through 2000-01, 2005 through 2011
Season.....	3	Paul Kariya, 1995-96

## LONGEST SCORING STREAKS

Point Streak.....	19 games	Corey Perry, Oct. 21, 2009-Dec. 1, 2009 (10-16=26)
Goal Streak.....	11 games	Teemu Selanne, Oct. 21, 1997-Nov. 10, 1997 (17-2=19)
Assist Streak.....	10 games	Twice: Corey Perry, Nov. 13, 2009-Dec. 1, 2009 (2-11=13) Ryan Getzlaf, Oct. 24, 2009-Nov. 14, 2009 (1-17=18)
Multi-Point Game Streak.....	6 games	Paul Kariya, Mar. 9, 1995-Mar. 21, 1995 (6-6=12)
Multi-Goal Game Streak.....	3 games	Paul Kariya, Mar. 4, 2001-Mar. 9, 2001 (6-1=7)

## LONGEST HOME/ROAD SCORING STREAKS

Home Point Streak.....	17 games	Paul Kariya, Nov. 6, 1999-Jan. 13, 1999 (8-23=31)
Road Point Streak.....	14 games	Andy McDonald, Jan. 6, 2006-Mar. 17, 2006 (7-14=21)
Home Goal Streak.....	8 games	Paul Kariya, Jan. 10, 1997-Feb. 23, 1997 (11-8=19)
Road Goal Streak.....	8 games	Teemu Selanne, Oct. 21, 1997-Nov. 8, 1997 (11-2=13)

## DUCKS GOALTENDER RECORDS

### MOST GAMES PLAYED

Career.....	447	Jean-Sebastien Giguere, 2000-01 through 2009-10
Season.....	69	Guy Hebert, 1998-99

### MOST MINUTES PLAYED

Career.....	25,646	Jean-Sebastien Giguere, 2000-01 through 2009-10
Season.....	4,083	Guy Hebert, 1998-99
Game.....	65	Many times

### MOST STARTS

Career.....	424	Guy Hebert, 1993-94 through 2000-01
Season.....	68	Guy Hebert, 1999-00

### MOST WINS

Career.....	206	Jean-Sebastien Giguere, 2000-01 through 2009-10
Season.....	36	Jean-Sebastien Giguere, 2006-07

### MOST LOSSES

Career.....	202	Guy Hebert, 1993-94 through 2000-01
Season.....	31	Two times: Guy Hebert, 1999-00; Jean-Sebastien Giguere, 2003-04

### MOST TIES

Career.....	52	Guy Hebert, 1993-94 through 2000-01
Season.....	12	Guy Hebert, 1996-97

### MOST SHUTOUTS

Career.....	32	Jean-Sebastien Giguere, 2000-01 through 2009-10
Season.....	8	Jean-Sebastien Giguere, 2002-03

### MOST SAVES

Career.....	11,813	Guy Hebert, 1993-94 through 2000-01
Season.....	1,961	Guy Hebert, 1995-96
Game.....	51	Three times: Mikhail Shtalenkov, Mar. 22, 1998 @ OTT (51-of-53); Jean-Sebastien Giguere, Mar. 21, 2004 vs. DET (51-of-57); Jonas Hiller, Dec. 19, 2008 @ EDM (51-of-53)
Period.....	24	Jonas Hiller, Oct. 8, 2010 @ DET (third period, 24-of-24)
Overtime.....	10	Guy Hebert, Feb. 3, 2000 @ PHI (10-of-10)

# RECORDS

## MOST SHOTS FACED

Career.....	12,968	Guy Hebert, 1993-94 through 2000-01
Season.....	2,133	Guy Hebert, 1996-97
Game.....	57	Jean-Sebastien Giguere, Mar. 21, 2004 vs. DET (51-of-57)
Period.....	24	Twice: Guy Hebert, Feb. 3, 1995 vs. DET (22-of-24) Jonas Hiller, Oct. 8, 2010 @ DET (24-of-24)
Overtime.....	10	Guy Hebert, Feb. 3, 2000 @ PHI (10-of-10)

## MOST GOALS ALLOWED

Career.....	1,155	Guy Hebert, 1993-94 through 2000-01
Season.....	172	Guy Hebert, 1996-97
Game.....	7	Three times, all by Guy Hebert, last: Apr. 10, 1996 @ COL
Period.....	5	Five times, last: J.S. Giguere, Nov. 15, 2006 vs. PHI (first)

## FEWEST GOALS ALLOWED

Season (minimum 25 GP).....	62	Ilya Bryzgalov, 2006-07
Game.....	0	84 times (32 by J.S. Giguere; 27 by G. Hebert; 11 by J. Hiller; 3 by M. Shtalenkov; 3 by M. Gerber; 2 by I. Bryzgalov; 2 by D. Rousset; 2 by C. McElhinney, 1 by R. Tugnutt); *J.S. Giguere and Steve Shields combined for a shutout on Dec. 8, 2001 vs. CGY*

## LOWEST GOALS-AGAINST AVERAGE

Career (minimum 100 GP).....	2.47	Jean-Sebastien Giguere, 2000-01 through 2009-10
Season (minimum 25 GP).....	2.12	Jean-Sebastien Giguere, 2007-08

## HIGHEST GOALS-AGAINST AVERAGE

Career (minimum 100 GP).....	3.14	Mikhail Shtalenkov, 1993-94 through 1997-98
Season (minimum 25 GP).....	3.22	Mikhail Shtalenkov, 1997-98

## HIGHEST SAVE PERCENTAGE

Career (minimum 100 GP).....	.921	Jonas Hiller, 2007-08 through 2010-11
Season (minimum 25 GP).....	.924	Jonas Hiller, 2010-11 (49 games)

## MOST PENALTY MINUTES

Career.....	78	Jean-Sebastien Giguere, 2000-01 through 2009-10
Season.....	28	Jean-Sebastien Giguere, 2001-02
Game.....	16	Jean-Sebastien Giguere, Jan. 25, 2006 vs. EDM

## MOST ASSISTS

Career.....	5	Guy Hebert, 1993-94 through 1999-00
Season.....	2	Seven times: Mikhail Shtalenkov, 1995-96; Guy Hebert, 1999-00; J.S. Giguere, 2000-01, 2003-04, 2006-07; Ilya Bryzgalov, 2005-06; Jonas Hiller, 2009-10
Game.....	2	Ilya Bryzgalov, Feb. 18, 2006 vs. SJ

## GOALTENDING STREAKS

Most consecutive games played....	23	Two times: Guy Hebert, Feb. 5, 1997-Mar. 26, 1997 (11-7-5); Jean-Sebastien Giguere, Feb. 11, 2001-Apr. 4, 2001 (9-9-5)
Most consecutive starts.....	23	Two times: Guy Hebert, Feb. 5, 1997-Mar. 26, 1997 (11-7-5); Jean-Sebastien Giguere, Feb. 11, 2001-Apr. 4, 2001 (9-9-5)
Most consecutive shutouts.....	3	Jean-Sebastien Giguere, Dec. 8, 2002 vs. NSH, Dec. 11, 2002 vs. WSH, Dec. 15, 2002 vs. PIT
Longest winning streak...7 games		Guy Hebert, Feb. 25, 1996-Mar. 22, 1996
Longest unbeaten streak 12 games		Guy Hebert, Feb. 22, 1997-Mar. 19, 1997 (7-0-5)
Longest losing streak...7 games		Two times: Mikhail Shtalenkov, Dec. 17, 1995-Feb. 15, 1996; Guy Hebert, Jan. 10, 2001-Feb. 9, 2001
Longest winless streak...13 games		Guy Hebert, Dec. 20, 2000-Feb. 9, 2001 (0-11-2)
Longest shutout sequence...237:07		Jean-Sebastien Giguere, Dec. 6, 2002-Dec. 18, 2002 (spanning 5 games)

## DUCKS TEAM HIGHS

### MOST GOALS

Season .....	254	2006-07 (3.10 per-game avg., not including 4 team goals awarded for shootout wins)
Game .....	8	Two times: Jan. 21, 1998 vs. FLA; Mar. 21, 2004 vs. DET
First Period .....	5	Oct. 29, 1995 vs. CGY
Second Period .....	4	18 times, last: Apr. 6, 2011 vs. SJ
Third Period .....	5	Jan. 23, 2004 vs. MIN

### MOST ASSISTS

Season .....	453	2006-07
Game .....	15	Mar. 21, 2004 vs. DET
Period .....	10	Jan 23, 2004 vs. MIN (third)

### MOST POINTS (GOALS + ASSISTS)

Season .....	707	2006-07 (254-453=707)
Game .....	23	Mar. 21, 2004 vs. DET (8-15=23)
Period .....	15	Jan 23, 2004 vs. MIN, (third; 5-10=15)

### MOST SHOTS

Season .....	2585	2005-06 (31.5 per-game average)
Game .....	54	Mar. 27, 2009 vs. EDM
First Period .....	23	Oct. 28, 2005 vs. STL
Second Period .....	22	Two times: last, Mar. 12, 2006 vs. PHX
Third Period .....	26	Jan. 1, 1994 @ FLA
Overtime .....	11	Jan. 11, 2004 vs. CBJ

### MOST POWER PLAY GOALS

Season .....	89	2006-07 (89-398, 22.4%)
Game .....	4	Five times: Dec. 27, 1997 @ STL; Dec. 16, 1998 vs. NSH; Jan. 28, 2006 @ LA; Mar. 22, 2009 vs. PHX; Feb. 14 @ EDM
Period .....	3	Four times: Dec. 16, 1998 vs. NSH (second); Oct. 18, 2006 vs. DET (second); Mar. 29, 2007 @ CBJ (third); Mar. 22, 2009 vs PHX (third); Feb. 14 @ EDM (third)

### MOST POWER PLAY OPPORTUNITIES

Season .....	480	2005-06 (87-480, 18.1%)
Game .....	13	Apr. 17, 2006 vs. CGY (3-13)
Period .....	6	Seven times: Mar. 4, 1994 vs. EDM (1-6; third); Dec. 8, 2001 @ CGY (0-6; third); Nov. 1, 2005 vs. NSH (2-6; second); Mar. 11, 2006 @ PHX (1-6; second); Apr. 17, 2006 vs. CGY (1-6; third); Nov. 17, 2006 vs. CHI (2-6; second); Jan. 5, 2007 vs. CBJ (1-6; second)

### MOST SHORTHANDED GOALS

Season .....	13	1993-94
Game .....	3	Dec. 20, 1996 vs. CGY
Period .....	2	Dec. 20, 1996 vs. CGY (second)

### MOST PENALTY MINUTES

Season .....	1843	1997-98 (22.5 per-game average)
Game .....	107	Dec. 8, 2001 @ CGY
Period .....	101	Dec. 8, 2001 @ CGY (third)

### MOST STANDINGS POINTS

Season .....	110	2006-07 (48-20-14)
Month .....	23	Two times: Mar. 2006 (11-4-1); Nov. 2006 (10-2-3)

### MOST WINS

Season .....	48	2006-07 (48-20-14)
Month .....	11	Two times: Mar. 2006 (11-4-1); Mar. 2011 (11-3-0)



# RECORDS

## MOST LOSSES

Season .....	46	1993-94 (33-46-5)
Month .....	10	Jan. 2001 (2-10-1-0)

## MOST TIES (2003-04 WAS THE LAST SEASON THE NHL HAD TIE GAMES)

Season .....	13	Three times: 1996-97; 1997-98; 1998-99
Month .....	4	Four times: Mar. 1997 (7-3-4); Oct. 1997 (5-4-4); Feb. 2000 (5-3-4); Dec. 2003 (3-7-4-1)

## DUCKS TEAM LOWS

(season lows reflect full 80+ game seasons; 1994-95 included only 48 games due to work stoppage)

### FEWEST GOALS

Season .....	175	2001-02 (2.1 per-game average)
Game .....	0	Several times

### FEWEST ASSISTS

Season .....	295	2001-02
Game .....	0	Several times

### FEWEST POINTS (GOALS + ASSISTS)

Season .....	470	2001-02 (175-295=470)
Game .....	0	Several times

### FEWEST SHOTS

Season .....	2123	2000-01 (25.9 per-game average)
Game .....	12	Two times: Oct. 22, 1996 @ PHI; Apr. 6, 1994 @ CGY
First Period .....	0	Dec. 27, 2000 @ DAL
Second Period .....	2	Six times, last: Oct. 3, 2009 @ SJ
Third Period .....	0	Two times: Mar. 21, 2008 @ SJ; Oct. 21, 2008 @ TOR
Overtime .....	0	Several times

### FEWEST POWER PLAY GOALS

Season .....	43	2001-02
--------------	----	---------

### FEWEST POWER PLAY OPPORTUNITIES

Season .....	285	2010-10
Game .....	0	Mar. 28, 1999 vs. CGY

### FEWEST SHORTHANDED GOALS

Season .....	4	Three times: 1999-00; 2001-02; 2006-07
--------------	---	--

### FEWEST PENALTY MINUTES

Season .....	926	1999-00 (11.3 per-game average)
Game .....	0	Three times: May 1, 1995 vs. STL; Oct. 15, 1999 @ TB; Mar. 2, 2000 @ VAN

### FEWEST WINS

Season .....	25	2000-01 (25-41-11-5)
Month (minimum 5 GP) .....	1	Oct., 1996 (1-9-2)

### FEWEST REGULATION LOSSES

Season .....	20	2006-07 (48-20-14)
Month (minimum 5 GP) .....	0	Two times: Apr. 1997 (3-0-2); Oct. 2006 (9-0-3)

## FEWEST TIES (2003-04 WAS THE LAST SEASON THE NHL HAD TIE GAMES)

Season .....	5	Two times: 1993-94 (33-46-5); 1994-95 (16-27-5)
Month .....	0	Several times

## DUCKS ROOKIE RECORDS

### MOST GOALS

Season .....	31	Bobby Ryan, 2008-09
Game .....	3	Bobby Ryan, Jan. 8, 2009 @ LA

### MOST ASSISTS

Season .....	30	Cam Fowler, 2010-11
Game .....	4	Ryan Getzlaf, Mar. 24, 2006 vs. NSH (0-4=4)

### MOST POINTS

Season .....	57	Bobby Ryan, 2008-09 (31-26=57)
Game .....	4	Two times: Stanislav Chistov, Oct. 10, 2002 @ STL (1-3=4); Ryan Getzlaf, Mar. 24, 2006 vs. NSH (0-4=4)

### MOST POWER PLAY GOALS

Season .....	12	Bobby Ryan, 2008-09
Game .....	2	Two times: Paul Kariya, Mar. 9, 1995 vs. DET; Dustin Penner, Nov. 30, 2005 vs. PHX

### MOST SHORTHANDED GOALS

Season .....	2	Brandon McMillan, 2010-11
Game .....	1	Six times: Paul Kariya & Oleg Tverdovsky, both on Feb. 1, 1995 @ DAL; Samuel Pahlsson, Mar. 18, 2001 @ CHI; Chris Kunitz, Dec. 18, 2005 vs. SJ; Troy Bodie, Mar. 21, 2010 vs. COL; Brandon McMillan (twice), Jan. 7, 2011 vs. CBJ and Feb. 11, 2011 @ CGY

### MOST SHOTS

Season .....	204	Dustin Penner, 2006-07
Game .....	8	Five times: two times by Milos Holan, Mar. 17, 1995 vs. TOR & Apr. 5, 1995 vs. EDM; Chris Kunitz, Feb. 4, 2002 vs. CAR; Corey Perry, Oct. 14, 2005 vs. CBJ; Bobby Ryan, Mar. 29, 2009 @ COL

### MOST PENALTY MINUTES

Season .....	121	Peter LeBoutillier, 1996-97
Game .....	30	Two times: Peter LeBoutillier, Feb. 20, 1997 @ LA & Mar. 13, 1998 @ DAL

### MOST GAMES PLAYED

Season .....	82	Dustin Penner, 2006-07
--------------	----	------------------------

### HIGHEST PLUS/MINUS (+/-)

Season (minimum 45 GP) .....	+19	Chris Kunitz, 2005-06
Game .....	+3	Several times

### HIGHEST SHOOTING PERCENTAGE

Season (minimum 39 GP) .....	17.8	Bobby Ryan, 2008-09
Game .....	100.0	Several times

### MOST GAME-WINNING GOALS

Season .....	5	Dustin Penner, 2006-07
--------------	---	------------------------

### MOST GAME-TYING GOALS

Season .....	2	Frank Banham, 1997-98
--------------	---	-----------------------

### LONGEST ROOKIE SCORING STREAKS

Point Streak .....	8 games	Paul Kariya (6-9=15), Mar. 7, 1995-Mar. 23, 1995
Goal Streak .....	5 games	Bobby Ryan (5-1=6), Jan. 17, 2009-Jan. 28, 2009
Assist Streak .....	7 games	Francois Beauchemin (0-8=8), Jan. 26, 2006-Feb. 8, 2006

# RECORDS

## MOST SAVES (GOALTENDERS)

Season .....	667	Ilya Bryzgalov, 2005-06 (31 games)
Game .....	36	Ilya Bryzgalov, Oct. 21, 2005 @ DET

## MOST SHOTS FACED (GOALTENDERS)

Season .....	733	Ilya Bryzgalov, 2005-06 (31 games)
Game .....	39	Ilya Bryzgalov, Oct. 21, 2005 @ DET

## MOST MINUTES (GOALTENDERS)

Season .....	1575	Ilya Bryzgalov, 2005-06 (31 games)
Game .....	65	Several times

## MOST WINS (GOALTENDERS)

Season .....	13	Ilya Bryzgalov, 2005-06 (13-12-1)
--------------	----	-----------------------------------

## LOWEST GOALS-AGAINST AVERAGE (GOALTENDERS)

Season .....	2.51	Ilya Bryzgalov, 2005-06 (31 games)
--------------	------	------------------------------------

## DUCKS MISCELLANEOUS RECORDS

Longest Winning Streak ..	7 games	Feb. 20-1999-Mar. 7, 1999
Home .....	11 games	Dec. 8, 2009-Feb. 10, 2010
Road .....	7 games	Nov. 28, 2006-Dec. 13, 2006
Longest Losing Streak ..	8 games	Two times: Oct. 12, 1996-Oct. 30, 1996; Nov. 3, 2005-Nov. 20, 2005
Home .....	8 games	Jan. 10, 2001-Feb. 9, 2001
Road .....	7 games	Oct. 8, 2005-Nov. 12, 2005
Longest Unbeaten Streak	12 games	Feb. 22, 1997-Mar. 19, 1997 (7-0-5)
Home .....	14 games	Feb. 12, 1997-Apr. 9, 1997 (10-0-4)
Road .....	7 games	Nov. 28, 2006-Dec. 13, 2006
Longest Winless Streak ..	9 games	Three times: Nov. 21, 1995-Dec. 10, 1995 (0-6-3); Oct. 10, 1996-Oct. 30, 1996 (0-8-1); Nov. 7, 2001-Nov. 24, 2001 (0-7-2-0)
Home .....	11 games	Jan. 5, 2001-Feb. 14, 2001 (0-8-3-0)
Road .....	13 games	Nov. 1, 2003-Dec. 27, 2003 (0-8-2-3)
Longest Point Streak ..	16 games	Oct. 6, 2006-Nov. 9, 2006 (12-0-1-3, 28 points)
Home .....	14 games	Feb. 12, 1997-Apr. 9, 1997 (10-0-4, 24 points)
Road .....	9 games	Feb. 28, 2009-Apr. 11, 2009 (7-0-1-1, 16 points)

## CONSECUTIVE POWER PLAY GOALS & ATTEMPTS

Most consecutive games scoring PP goal .....	11	Mar. 7, 1997-Mar. 28, 1997 (14-for-39, .359)
Most consecutive games not scoring PP goal .....	8	Four times, last: Jan. 7, 2004-Jan. 21, 2004 (0-for-26)
Most consecutive attempts scoring PP goal .....	5	Mar. 29, 2007 @ CBJ (3)-Mar. 31, 2007 @ STL (2) (spanning 2 games)
Most consecutive attempts without a PP goal .....	31	Two times: Jan. 31, 1995-Jan. 18, 1995 (spanning 9 games); Mar. 3, 2003-Mar. 19, 2003 (spanning 8 games)

## CONSECUTIVE PENALTY KILLING & ATTEMPTS

Most consecutive games allowing PP goal .....	12	Oct. 5, 2005-Oct. 30, 2005 (69-for-89, .775)
Most consecutive games not allowing PP goal .....	7	Dec. 18, 2001-Dec. 30, 2001 (0-for-26)
Most consecutive shorthanded stops (no goal) .....	32	Nov. 8, 1998-Nov. 20, 1998 (spanning six games)
Most consecutive opponent PP attempts scoring goal .....	4	Two times: Dec. 19, 1997 vs. PHX (4); Oct. 13, 2000 @ OTT (3) & Nov. 15, 2000 @ DET (1) (spanning 2 games)

# RECORDS

## SINGLE GAME

### EARLIEST GOALS SCORED

Earliest goal scored from the start of a game . . . . .	0:08	Paul Kariya, Mar. 9, 1997 @ COL
Earliest two goals scored from the start of a game . . . . .	1:53	R. Getzlaf (0:50) & E Artyukhin (1:53), Jan. 19, 2010 vs. BUF
Earliest three goals scored from the start of a game . . . . .	5:23	R. Getzlaf (0:50) & E Artyukhin (1:53) & M. Brown (5:23), Jan. 19, 2010 vs. BUF
Earliest four goals scored from the start of a game . . . . .	10:26	R. Getzlaf (0:50) & E Artyukhin (1:53), M. Brown (5:23), & B. Ryan (10:26), Jan. 19, 2010 vs. BUF
Earliest five goals scored from the start of a game . . . . .	14:45	S. Van Allen (1:27), P. Kariya (8:32), P. Douris (9:22), P. Kariya (13:51) & Douris (14:45), Oct. 29, 1995 vs. CGY
Earliest goal scored from the start of a 2nd period . . . . .	0:13	Corey Perry, Dec. 20, 2006 vs. DAL
Earliest goal scored from the start of a 3rd period . . . . .	0:09	Bobby Dollas, Mar. 23, 1995 @ SJ
Earliest goal scored from the start of an overtime . . . . .	0:10	Mike Leclerc, Feb. 12, 2003 vs. CGY

### EARLIEST GOALS GIVEN UP

Earliest goal against from the start of a game . . . . .	0:09	Trevor Linden, Jan. 16, 1994 vs. VAN
Earliest two goals against from the start of a game . . . . .	1:11	S. Doan (0:41) & J. Ylonen (1:11), Jan. 19, 2001 vs. PHX
Earliest three goals against from the start of a game . . . . .	4:44	V. Zelepkun (1:55), C. Millen (4:08) & B. Guerin (4:44), Nov. 5, 1993 vs. NJ
Earliest four goals against from the start of a game . . . . .	6:32	V. Zelepkun (1:55), C. Millen (4:08), B. Guerin (4:44) & T. Chorske (6:32), Nov. 5, 1993 vs. NJ
Earliest five goals against from the start of a game . . . . .	8:05	V. Zelepkun (1:55), C. Millen (4:08), B. Guerin (4:44), T. Chorske (6:32) & B. Guerin (8:05), Nov. 5, 1993 vs. NJ
Earliest goal against from the start of a 2nd period . . . . .	0:15	Twice: Bryan Smolinski, Oct. 25, 2000 @ LA; Wayne Simmonds, Dec. 26, 2010 @ LA
Earliest goal against from the start of a 3rd period . . . . .	0:05	Daymond Langkow, Apr. 11, 2006 @ CGY
Earliest goal against from the start of an overtime . . . . .	0:14	Aaron Miller, Dec. 16, 2001 vs. LA

### FASTEST GOALS SCORED (SHORTEST TIME SPAN BETWEEN GOALS)

Fastest two goals scored . . . . .	0:08	T. Selanne (5:44) & C. Kunitz (5:52), Nov. 30, 2005 vs. PHX
Fastest three goals scored . . . . .	0:51	A. McDonald, D. Lambert & M. Chouinard, Dec. 23, 2001 @ PHX
Fastest four goals scored . . . . .	3:30	M. Ferner, G. Valk, B. Houlder & J. Sacco, Feb. 26, 1994 @ QUE
Fastest five goals scored . . . . .	10:04	J. Lupul, S. Rucchin, S. Pahlsson, S. Fedorov & P. Sykora, Mar. 21, 2004 vs. DET
Fastest six goals scored . . . . .	20:15	S. King, B. Houlder, B. Corkum, T. Ewen, T. Yake & P. Douris, Dec. 20, 1994 @ WPG

### FASTEST OPPONENT GOALS SCORED (SHORTEST TIME SPAN BETWEEN GOALS)

Fastest two goals against . . . . .	0:06	Twice: D. Bodger & L. Robitaille, Apr. 15, 1999 @ LA D. Backes & A. McDonald, Oct. 11, 2010 @ STL
Fastest three goals against . . . . .	1:21	A. Selivanov, R. Murray & A. Selivanov, Feb. 17, 1999 vs. EDM
Fastest four goals against . . . . .	2:55	A. Mogilny, J. Beranek, A. Mogilny & A. Mogilny, Dec. 22, 1995 vs. VAN
Fastest five goals against . . . . .	5:05	B. Shanahan, I. Laperriere, E. Tikkanen, K. Miller & E. Tikkanen, Jan. 31, 1995 @ STL
Fastest six goals against . . . . .	18:30	J. Roenick, S. Doan, G. Adams, T. Letowski, G. Adams & S. Neckar, Dec. 22, 1999 vs. PHX

### CONSECUTIVE GOALS

Most consecutive (unanswered) goals scored . . . . .	7	Twice: Dec. 20, 1996 vs. CGY (7-0 final); Oct. 30 vs. VAN (7-2)
Most consecutive (unanswered) goals by opponent . . . . .	8	Mar. 21, 2001 @ DAL (8-0 final)

### SHOOTING PERCENTAGE

Highest shooting percentage . . . . .	38.5%	Feb. 21, 2009 @ CBJ (5 goals on 13 shots)
Opponent's highest shooting percentage . . . . .	43.8%	Nov. 15, 2006 vs. PHI (7 goals on 16 shots)

### POWER PLAY PERCENTAGE

Highest power play percentage . . . . .	100%	12 times (most: Dec. 1, 1998 @ PIT & Mar. 26, 1999 vs. DAL, Oct. 30, 2009 vs. VAN, 2-for-2)
Lowest power play percentage . . . . .	0.0%	Several times (most chances w/o a PPG: 8, nine times)
Opponent's highest power play percentage . . . . .	100%	12 times (most: Dec. 19, 1997 vs. PHX, 4-for-4)
Opponent's lowest power play percentage . . . . .	0.0%	Several times (most chances w/o a PPG - 13, Feb. 27, 1998 @ EDM)

# RECORDS

## MARGIN OF VICTORY/DEFEAT

Largest Margin of Victory.....	7	Dec. 20, 1996 vs. CGY (7-0)
Largest Margin of Defeat.....	8	Mar. 21, 2001 @ DAL (8-0)

## BIGGEST DIFFERENCES IN SHOTS/GOALS WITH WINS/LOSSES

Most shots in a loss.....	54	Mar. 27, 2009 vs. EDM (lost 5-3)
Fewest shots in a win.....	12	Twice: Jan. 10, 2010 @ CHI (won 3-1); Feb. 13, 2011 @ EDM (won 4-0)
Most goals in a loss.....	6	Twice: Oct. 31, 2008 vs. VAN (lost 7-6 in SO); Feb. 16, 2011 vs. WSH (lost 7-6)
Fewest goals in a win.....	1	20 times (Last: Jan. 9, 2011 vs. SJ)

## LARGEST DEFICITS/LEADS OVERCOME

Largest deficit overcome in a win.....	3 goals	Seven times, last: Jan. 23, 2010 @ STL (trailed 3-0 at 5:13 of the third, won 4-3 in SO)
Largest deficit overcome in a tie.....	4 goals	Oct. 10, 1996 @ COL (trailed 6-2 at 10:43 of the third, tied 6-6)
Largest lead relinquished in a loss.....	3 goals	Six times, last: Apr. 6, 2010 vs. LA (led 4-1 at 16:41 of the second, lost 5-4 in SO)
Largest lead relinquished in a tie.....	4 goals	Jan. 7, 2000 @ CAR (led 4-0 at 17:33 of the second, tied 4-4)

## MULTIPLE PLAYERS WITH POINTS IN ONE GAME

Most players with at least one point in a game.....	13	Five times, last: Jan. 12, 2011 vs. STL
Most players with multiple-points in a game.....	8	Apr. 4, 2006 vs. VAN
Most players with three-or-more points in a game.....	4	Two times: Jan. 1, 1999 @ BUF (Selanne-5 pts., Olausson-4, Rucchin-4, Kariya-3); Nov. 3, 2007 @ PHX (Getzlaf-3, Perry-3, Pronger-3, Schneider-3)
Most players with four-or-more points in a game.....	3	Two times: Jan. 1, 1999 @ BUF (Selanne-5, Olausson-4, Rucchin-4); Nov. 19, 2006 vs. PHX (Selanne-5, Kunitz-4, McDonald-4)PHX (Getzlaf-3, Perry-3, Pronger-3, Schneider-3)
Most players with four-or-more points in a game.....	3	Two times: Jan. 1, 1999 @ BUF (Selanne-5, Olausson-4, Rucchin-4); Nov. 19, 2006 vs. PHX (Selanne-5, Kunitz-4, McDonald-4)

## SEASON

### INDIVIDUAL

Most multiple-goal games.....	14	Teemu Selanne, 1997-98
Most hat tricks.....	3	Teemu Selanne, 1997-98; Corey Perry, 2010-11
Highest percentage of team's total goals.....	25.4%	Teemu Selanne, 1997-98 (scored 52 of team's 205 goals)
Most multiple-assist games.....	16	Teemu Selanne, 1996-97
Most multiple-point games.....	33	Paul Kariya, 1996-97
Most three-or-more point games.....	16	Teemu Selanne, 1998-99
Most four-or-more point games.....	4	Two times, Paul Kariya, 1999-00; Teemu Selanne, 1998-99
Most 30+ save games (goalies).....	33	Guy Hebert, 1996-97
Most 40+ save games (goalies).....	7	Guy Hebert, 1998-99

### TEAM

Most four-or-more goal games.....	34	2005-06
Most five-or-more goal games.....	20	2005-06
Most shutouts.....	9	2002-03 (8 by J.S. Giguere, 1 by M. Gerber)
Least shutouts.....	2	1994-95 (both by Guy Hebert)
Most times shutout.....	11	1997-98
Least times shutout.....	1	1996-97
Most overtime games.....	23	2006-07 (9-4-10 record)



# RECORDS

## CAREER

Most multiple-goal games . . . . .	84	Teemu Selanne, 1995-96 through 2000-01 & 2005-06 through 2010-11
Most hat tricks . . . . .	13	Teemu Selanne, 1995-96 through 2000-01 & 2005-06 through 2010-11
Most multiple-assist games . . . . .	104	Teemu Selanne, 1995-96 through 2000-01 & 2005-06 through 2010-11
Most multiple-point games . . . . .	231	Teemu Selanne, 1995-96 through 2000-01 & 2005-06 through 2010-11
Most three-or-more point games . . . . .	81	Teemu Selanne, 1995-96 through 2000-01 & 2005-06 through 2010-11
Most four-or-more point games . . . . .	17	Paul Kariya, 1994-95 through 2002-03
Most 30+ save games (goalies) . . . . .	165	Guy Hebert, 1993-94 through 2000-01
Most 40+ save games (goalies) . . . . .	23	Guy Hebert, 1993-94 through 2000-01
Most consecutive games played . . . . .	276	Andy McDonald, Oct. 17, 2003-Dec. 12, 2007
Most seasons with the Ducks . . . . .	12	Teemu Selanne, 1995-96 through 2000-01 & 2005-06 through 2010-11

## OPPONENTS INDIVIDUAL RECORDS

### MOST GOALS

Career . . . . .	32	Brett Hull, STL, DAL, DET
Season . . . . .	10	Jonathan Cheechoo, SJ (2005-06)
Game . . . . .	4	Three times: Owen Nolan, Dec. 19, 1995 vs. SJ; Joe Nieuwendyk, Mar. 13, 1998 @ DAL; Brett Hull, Mar. 21, 2001 @ DAL
Period . . . . .	3	Six times: O. Nolan, Dec. 19, 1995 vs. SJ, (second); A. Mogilny, Dec. 22, 1995 vs. VAN (third); A. Selivanov, Feb. 17, 1999 vs. EDM (third); A. Cassels, Nov. 8, 2000 vs. VAN (second); I. Kovalchuk, Feb. 15, 2009 vs. ATL (second); H. Zetterberg, Nov. 14, 2009 @ DET (third)

### MOST ASSISTS

Career . . . . .	55	Mike Modano, DAL, DET
Season . . . . .	10	Igor Larionov, SJ (1993-94)
Game . . . . .	4	11 times, last: Tomas Kaberle, Oct. 26, 2009 vs. TOR
Period . . . . .	4	Adam Oates, Mar. 24, 1994 @ BOS (second)

### MOST POINTS

Career . . . . .	83	Mike Modano, DAL, DET (28-55=83)
Season . . . . .	13	Jonathan Cheechoo, SJ, 2005-06 (10-3=13)
Game . . . . .	6	Mike Modano, Feb. 1, 1995 @ DAL (2-4=6)
Period . . . . .	4	Two times: Owen Nolan, Dec. 19, 1995 vs. SJ, (3-1=4; second) & Adam Oates, Mar. 24, 1994 @ BOS (0-4=4; second)

### MOST POWER PLAY GOALS

Season . . . . .	4	Jonathan Cheechoo, SJ (2005-06)
Game . . . . .	3	Twice: Owen Nolan, Dec. 19, 1995 vs. SJ; Niklas Hagman, Oct. 26 vs. TOR
Period . . . . .	3	Owen Nolan, Dec. 19, 1995 vs. SJ (second)

### MOST SHORTHANDED GOALS

Season . . . . .	2	Several times
Game . . . . .	1	Many times
Period . . . . .	1	Many times

### MOST SHOTS

Season . . . . .	34	Jonathan Cheechoo, SJ (2005-06)
Game . . . . .	11	Pavel Bure, Oct. 3, 1997 vs. VAN (Tokyo, Japan)
Period . . . . .	7	Two times: Dave Scatchard, Mar. 8, 2004 vs. NYI (first); Keith Tkachuk, Apr. 3, 1998 @ PHX (second)

### MOST PENALTY MINUTES

Season . . . . .	47	Craig Berube, CGY (2001-02)
Game . . . . .	33	Craig Berube, Dec. 8, 2001 @ CGY (7 penalties)
Period . . . . .	31	Craig Berube, Dec. 8, 2001 @ CGY (6 penalties; third)

### HIGHEST PLUS/MINUS (+/-)

Game . . . . .	+5	Several times
----------------	----	---------------

## OPPONENTS GOALTENDER RECORDS

### MOST GAMES PLAYED

Career..... 48 Evgeni Nabokov, SJ

### MOST MINUTES PLAYED

Career..... 2,808 Evgeni Nabokov, SJ  
 Season..... 443 Marty Turco, DAL (2005-06; 8 games)  
 Game..... 65 Many times

### MOST WINS

Career..... 26 Evgeni Nabokov, SJ  
 Season..... 6 Mike Vernon, SJ (1997-98; 6-0-0)

### MOST LOSSES

Career..... 17 Curtis Joseph, STL, EDM, TOR, DET, PHX; Evgeny Nabokov, SJ  
 Season..... 5 Curtis Joseph, PHX (2006-07)

### MOST TIES

Career..... 6 Felix Potvin, TOR, VAN, LA (15-3-6); Patrick Roy, MTL, COL (13-7-6)  
 Season..... 2 Several times

### MOST SHUTOUTS

Career..... 10 Ed Belfour, CHI, SJ, DAL, TOR  
 Season..... 2 Seven times, last: Ilya Bryzgalov, PHX (2009-10)

### MOST SAVES

Career..... 1176 Evgeni Nabokov, SJ  
 Season..... 207 Mathieu Garon, LA (2005-06; 7 games)  
 Game..... 47 Dominik Hasek, Jan. 10, 1997 vs. BUF (47-of-52; OT)  
 Period..... 24 John Vanbiesbrouck, Jan. 1, 1994 @ FLA (24-of-26; third)  
 Overtime..... 11 Marc Denis, Jan. 11, 2004 vs. CBJ (11-of-11)

### MOST SHOTS FACED

Career..... 1279 Evgeni Nabokov, SJ  
 Season..... 207 Mathieu Garon, LA, 2005-06 (7 games)  
 Game..... 52 Dominik Hasek, Jan. 10, 1997 vs. BUF, OT (47-52)  
 Period..... 26 John Vanbiesbrouck, Jan. 1, 1994 @ FLA, 3rd (24-26)  
 Overtime..... 11 Marc Denis, Jan. 11, 2004 vs. CBJ (11-11)

### MOST GOALS ALLOWED

Career..... 103 Evgeni Nabokov, SJ  
 Season..... 29 Mathieu Garon, LA (2005-06; 7 games)  
 Game..... 7 Four times, last: Dominic Hasek, Jan. 1, 1999 @ BUF  
 Period..... 5 Dwayne Roloson, Jan. 23, 2004 vs. MIN (third)

### LOWEST GOALS-AGAINST AVERAGE (MINIMUM 10 GAMES PLAYED)

Career..... 1.82 Martin Brodeur, NJ (20 games)  
 Season (minimum 2 GP)..... 0.00 Jussi Markkanen, EDM (2002-03; 2 games)

### HIGHEST GOALS-AGAINST AVERAGE (MINIMUM 200 MINUTES PLAYED)

Career..... 4.58 Mathieu Garon, LA  
 Season (minimum 2 GP)..... 6.29 Alexander Auld, VAN (2005-06; 3 games)

## OPPONENTS TEAM HIGHS

### MOST GOALS

Game.....	9	Twice: Feb. 1, 1995 @ DAL; Feb. 19, 2011 @ STL
First Period.....	5	Two times: Nov. 5, 1993 vs. NJ; Nov. 15, 2006 vs. PHI
Second Period.....	5	Three times: Mar. 24, 1994 @ BOS, Jan. 31, 1995 @ STL; Apr. 1, 1998 vs. PHX
Third Period.....	5	Three times: Dec. 22, 1999 vs. PHX; Mar. 21, 2001 @ DAL; Nov. 14, 2009 @ DET

### MOST ASSISTS

Game.....	17	Feb. 1, 1995 @ DAL
Period.....	10	Nov. 15, 2006 vs. PHI

### MOST POINTS (GOALS + ASSISTS)

Game.....	26	Feb. 1, 1995 @ DAL (9-17=26)
Period.....	15	Nov. 15, 2006 vs. PHI

### MOST SHOTS

Game.....	57	Mar. 21, 2004 vs. DET
First Period.....	23	Three times: Dec. 27, 1995 @ LA; Dec. 22, 2000 @ DET; Mar. 21, 2004 vs. DET
Second Period.....	24	Feb. 3, 1995 vs. DET
Third Period.....	24	Oct. 8, 2010 @ DET
Overtime.....	10	Feb. 3, 2000 @ PHI

### MOST POWER PLAY GOALS

Game.....	5	Oct. 26, 2009 vs. TOR (5-for-11)
Period.....	4	Dec. 14, 2007 @ MIN (4-for-4 in the second period)

### MOST POWER PLAY OPPORTUNITIES

Game.....	13	Feb. 27, 1998 @ EDM (0-for-13)
Period.....	7	Two times: Dec. 2, 1993 @ LA (1-for-7); Dec. 8, 2000 @ MIN (0-for-7)

### MOST SHORTHANDED GOALS

Game.....	3	Oct. 18, 1996 vs. SJ
Period.....	2	Three times: Feb. 1, 1995 @ DAL (second); Oct. 18, 1996 vs. SJ (third); Dec. 6, 2005 vs. CAR (second)

### MOST PENALTY MINUTES

Game.....	202	Dec. 8, 2001 @ CGY
Period.....	190	Dec. 8, 2001 @ CGY (third)

## OPPONENTS TEAM LOWS

### FEWEST SHOTS

Game.....	11	Jan. 23, 2004 vs. MIN
First Period.....	0	Apr. 1, 2000 @ LA
Second Period.....	1	Mar. 27, 2007 vs. PHX
Third Period.....	1	Twice: Dec. 12, 2007 vs. VAN; Jan. 21, 2009 @ NYI
Overtime.....	0	Several times

### FEWEST POWER PLAY OPPORTUNITIES

Game.....	0	Seven times, last: Feb. 23, 2011 vs. LA
-----------	---	---

### FEWEST PENALTY MINUTES

Game.....	2	Several times, last: Feb. 11, 2011 @ CGY
-----------	---	--

## HONDA CENTER INDIVIDUAL HIGHS

### MOST GOALS

Game.....	4	Owen Nolan, SJ, Dec. 19, 1995
Period.....	3	Several times: Last: I. Kovalchuk, ATL, Feb. 15, 2009 (second)

### MOST ASSISTS

Game.....	5	Three times, Teemu Selanne, ANA, Nov. 19, 2006 vs. PHX; Dmitri Mironov, ANA, Dec. 12, 1997 vs. WSH; Ryan Getzlaf, ANA, Oct. 29, 2008 vs. DET
Period.....	3	Several times, last: Ryan Getzlaf, ANA, Apr. 6, 2011 vs. SJ (second)

### MOST POINTS

Game.....	5	Several times, last: Teemu Selanne, ANA, Mar. 28, 2011 vs. COL
Period.....	4	Owen Nolan, SJ, Dec. 19, 1995 (second)

### MOST POWER PLAY GOALS

Game.....	3	Twice: Owen Nolan, SJ, Dec. 19, 1995; Niklas Hagman, TOR, Oct. 26, 2009
Period.....	3	Owen Nolan, SJ, Dec. 19, 1995 (second)

### MOST SHORTHANDED GOALS

Game.....	2	Twice: DET vs. ANA, Oct. 15, 2007 (Pahlsson, O'Donnell) EDM vs. ANA, Feb. 10, 2010 (Potulny, Moreau)
Period.....	2	Twice: DET vs. ANA, Oct. 15, 2007 (Pahlsson, O'Donnell; third) EDM vs. ANA, Feb. 10, 2010 (Potulny, Moreau; second)

### MOST SHOTS

Game.....	12	Three times, all by Paul Kariya: Nov. 6, 1996 vs. MTL; Nov. 8, 1998 vs. DET; Mar. 10, 1999 vs. VAN
Period.....	9	Paul Kariya, Nov. 8, 1998 vs. DET (first)

### MOST PENALTY MINUTES

Game.....	37	Todd Ewen, Feb. 25, 1996 vs. SJ
Period.....	29	George Burnett, Apr. 4, 2004 vs. CGY

### HIGHEST PLUS/MINUS (+/-)

Game.....	+5	Several times, last: Lubomir Visnovsky, ANA, Mar. 9, 2011 vs. NYR
-----------	----	---

### HIGHEST SHOOTING PERCENTAGE

Game.....	100.0	Several times
-----------	-------	---------------

### MOST SAVES (GOALTENDERS)

Game.....	51	Twice: Jean-Sebastien Giguere, Mar. 21, 2004 vs. DET (51-for-57); Dwayne Roloson, Mar. 27, 2009 vs. EDM (51-for-54)
Period.....	24	Steve Mason, Nov. 19, 2011 vs. CBJ (24-for-25; third)
Overtime.....	11	Marc Denis, CBJ, Jan. 11, 2004 (11-of-11)

### MOST SHOTS FACED (GOALTENDERS)

Game.....	57	Jean-Sebastien Giguere, Mar. 21, 2004 vs. DET (51-of-57)
Period.....	25	Steve Mason, Nov. 19, 2011 vs. CBJ (24-for-25; third)
Overtime.....	11	Marc Denis, CBJ, Jan. 11, 2004 (11-of-11)

### MOST GOALS ALLOWED (GOALTENDERS)

Game.....	7	Seven times, last: Curtis McElhinney, Feb. 16, 2011 vs. WAS
Period.....	5	Four times, last: Jean-Sebastien Giguere, Nov. 15, 2006 vs. PHI, (first); Dwayne Roloson, MIN, Jan. 23, 2004 (third); Dominic Roussel, Dec. 22, 1999 vs. PHX (third); Mikhail Shtalenkov, Apr. 1, 1998 vs. PHX (second)

## HONDA CENTER TEAM HIGHS & LOWS

### MOST GOALS

Game.....	8	Four times: ANA vs. FLA, Jan. 21, 1998; PHX, Dec. 22, 1999; ANA vs. DET, Mar. 21, 2004; ANA vs. ATL, Feb. 15, 2009
First Period.....	5	Three times: ANA vs. NJ, Nov. 5, 1993; ANA vs. CGY, Oct. 29, 1995; PHI, Nov. 15, 2006
Second Period.....	5	ANA vs. PHX, Apr. 1, 1998
Third Period.....	5	Two times: ANA vs. PHX, Dec. 22, 1999; ANA vs. MIN, Jan. 23, 2004

### MOST SHOTS

Game.....	57	ANA vs. DET, Mar. 21, 2004
First Period.....	23	ANA vs. DET, Mar. 21, 2004
Second Period.....	24	ANA vs. DET, Feb. 3, 1995
Third Period.....	25	ANA vs. CBJ, Nov. 19, 2011
Overtime.....	11	ANA vs. CBJ, Feb. 11, 2004

### MOST POWER PLAY GOALS

Game.....	5	Oct. 26, 2009 vs. TOR (5-for-11)
Period.....	3	Six times, last: ANA vs. PHX, Mar. 22, 2009 (3-for-3; third)

### MOST POWER PLAY OPPORTUNITIES

Game.....	13	ANA vs. CGY, Apr. 17, 2006 (3-for-13)
Period.....	6	Five times, last: ANA vs. CBJ, Jan. 15, 2007 (1-for-6; second)

### MOST SHORTHANDED GOALS

Game.....	3	Two times: SJ, Oct. 18, 1996; ANA vs. CGY, Dec. 20, 1996
Period.....	2	Five times: SJ, Oct. 18, 1996 (third); ANA vs. CGY, Dec. 20, 1996 (second); CAR, Dec. 6, 2005 (second); ANA vs. DET, Oct. 15, 2007 (third); EDM vs. ANA, Feb. 10, 2010 (second)

### MOST PENALTY MINUTES

Game.....	88	ANA vs. EDM, Feb. 17, 1997
Period.....	57	ANA vs. EDM, Feb. 17, 1997 (third)

### FEWEST SHOTS

Game.....	11	ANA vs. MIN, Jan. 23, 2004
First Period.....	1	ANA vs. NYI, Nov. 10, 2011
Second Period.....	1	ANA vs. PHX, Mar. 22, 2007
Third Period.....	1	Three times: ANA vs. BOS, Oct. 15, 1993; ANA vs. OTT, Mar. 10, 2002; ANA vs. VAN, Dec. 12, 2007
Overtime.....	0	Several times

### FEWEST POWER PLAY OPPORTUNITIES

Game.....	0	Five times, last: ANA vs. LAK, Feb. 23, 2011
-----------	---	--

### FEWEST PENALTY MINUTES

Game.....	0	ANA vs. STL, May 1, 1995
-----------	---	--------------------------



## TWO-TEAM SINGLE-GAME HIGHS & LOWS

### MOST GOALS

Game.....	14	ANA (8) vs. DET (6), Mar. 21, 2004
Period.....	7	Four times: SJ (4) vs. ANA (3), Dec. 19, 1995 (second); PHI (5) vs. ANA (2), Nov. 15, 2006 (first); VAN (4) vs. ANA (3), Oct. 31, 2008 (second); ANA (3) @ STL (4), Feb. 19, 2011 (first)

### MOST SHOTS

Game.....	87	ANA (30) vs. DET (57), Mar. 21, 2004
Period.....	37	WPG (20) @ ANA (17), Oct. 22, 1995 (first)
Overtime.....	12	ANA (11) vs. CBJ (1), Jan. 11, 2004

### MOST POWER PLAY GOALS

Game.....	6	Six times, last: ATL (3) vs. ANA (3), Oct. 15, 2010
Period.....	4	Three times: SJ (3) @ ANA (1), Dec. 19, 1995 (second); ANA (1) @ MIN (3), Dec. 31, 2006 (second); MIN (4) ANA (0), Dec. 14, 2007 (second)

### MOST POWER PLAY OPPORTUNITIES

Game.....	21	ANA (13) vs. CGY (8), Apr. 17, 2006
Period.....	9	Four times: ANA (3) @ LA (6), Dec. 2, 1993 (first); ANA (4) @ NYR (5), Nov. 25, 2001 (second); ANA (6) vs. NSH (3), Nov. 1, 2005 (second); ANA (3) vs. CGY (6), Apr. 17, 2006 (second)

### MOST SHORTHANDED GOALS

Game.....	4	ANA (2) @ DAL (2), Feb. 1, 1995
Period.....	2	Seven times, last: EDM (2) @ ANA (0), Feb. 10, 2009 (second)

### MOST PENALTY MINUTES

Game.....	309	ANA (107) @ CGY (202), Dec. 8, 2001
Period.....	291	ANA (101) @ CGY (190), Dec. 8, 2001, (third)

### FEWEST GOALS

Game.....	1	Many times
-----------	---	------------

### FEWEST SHOTS

Game.....	29	ANA (15) @ SJ (14), Nov. 27, 1993
Period.....	7	Three times: ANA (4) @ OTT (3), Dec. 28, 1998 (first); BUF (4) vs. ANA (3), Jan. 16, 2002 (third); OTT (6) vs. ANA (1), Mar. 10, 2002 (third)
Overtime.....	1	Many times

### FEWEST POWER PLAY OPPORTUNITIES

Game.....	1	Twice: STL (0-0) @ ANA (0-1), May 1, 1995; LA (0-0) @ ANA (0-1), Feb. 23, 2011
-----------	---	--

### FEWEST PENALTY MINUTES

Game.....	2	STL (2) @ ANA (0), May 1, 1995
-----------	---	--------------------------------

# RECORDS

## REAL-TIME RECORDS

(officially kept since start of 1998-99 season)

### TIME ON ICE

Game.....	35:51	Scott Niedermayer, Jan. 9, 2007 @ NSH
Season Avg.....	27:30	Scott Niedermayer, 2006-07

### SHIFTS

Game.....	40	Oleg Tverdovsky, Apr. 4, 2001 @ COL
Season Avg.....	28.9	Chris Pronger, 2008-09

### TOTAL HITS

Game.....	14	Brett Festerling, Dec. 31, 2009 @ DAL
Season.....	286	Vitaly Vishnevski, 2000-01
Career.....	808	Ruslan Salei

### BLOCKED SHOTS

Game.....	7	Five Times: Ruslan Salei, Oct. 14, 2000 @ NJ; Chris Pronger, Jan. 31, 2009 @ COL Toni Lydman (Twice), Nov. 16, 2010 @ DAL, Jan. 20, 2011 @ TOR; Andreas Lilja Dec. 28, 2010 @ PHX
Season.....	178	Toni Lydman, 2010-11
Career.....	486	Ruslan Salei

### FACEOFF WIN PERCENTAGE

Game (min. 10 faceoffs).....	92.9	Todd Marchant, Jan. 19, 2006 @ OTT (won 13-of-14 faceoffs)
Season (min. 300 faceoffs).....	60.9	Marc Chouinard, 2000-01
Career (min. 1500 faceoffs).....	56.5	Sergei Fedorov

### TOTAL FACEOFF WINS

Game.....	26	Steve Rucchin, Mar. 26, 2000 vs. PHX (won 26-of-41 faceoffs)
Season.....	1066	Steve Rucchin, 1999-00
Career.....	4251	Steve Rucchin

### TOTAL FACEOFFS TAKEN

Game.....	42	Steve Rucchin, Oct. 28, 1998 vs. TB (24 faceoff wins)
Season.....	1996	Steve Rucchin, 1999-00
Career.....	7997	Steve Rucchin



**PLAYOFFS**



# 2011 DUCKS PLAYOFF STATS

POS	NO.	PLAYER	AVG												
			GP	TOI	G	A	PTS	+/-	PIM	PP	SH	GW	S	PCTG	
R	10	COREY PERRY	6	25:15	2	6	8	0	4	1	1	1	18	11.1	
R	8	TEEMU SELANNE	6	18:58	6	1	7	-3	12	4	0	0	25	24.0	
C	11	SAKU KOIVU	6	18:19	1	6	7	-2	6	0	0	0	7	14.3	
C	15	RYAN GETZLAF	6	24:01	2	4	6	0	9	0	0	1	17	11.8	
R	9	BOBBY RYAN	4	20:29	3	1	4	+2	2	0	0	0	10	30.0	
LW	33	JASON BLAKE	6	13:45	3	1	4	-3	0	2	0	0	17	17.6	
D	4	CAM FOWLER	6	22:13	1	3	4	+1	2	1	0	0	12	8.3	
D	17	LUBOMIR VISNOVSKY	6	21:21	0	3	3	-2	2	0	0	0	11	0.0	
C	64	BRANDON MCMILLAN	6	13:08	1	1	2	0	0	0	0	0	8	12.5	
D	23	FRANCOIS BEAUCHEMIN	6	23:32	0	2	2	+1	2	0	0	0	2	0.0	
L	39	MATT BELESKEY	6	11:14	1	0	1	-1	4	0	0	0	8	12.5	
D	5	LUCA SBISA	6	16:29	0	1	1	-4	8	0	0	0	2	0.0	
C	22	TODD MARCHANT	6	14:22	0	1	1	-3	4	0	0	0	4	0.0	
D	32	TONI LYDMAN	6	20:09	0	0	0	-2	2	0	0	0	5	0.0	
R	16	GEORGE PARROS	6	4:06	0	0	0	-1	16	0	0	0	3	0.0	
D	21	SHELDON BROOKBANK	4	14:35	0	0	0	-2	14	0	0	0	2	0.0	
C	63	NICK BONINO	4	11:36	0	0	0	-1	2	0	0	0	7	0.0	
D	3	ANDREAS LILJA	3	11:02	0	0	0	0	0	0	0	0	0	0.0	
L	37	JARKKO RUUTU	3	5:31	0	0	0	-1	12	0	0	0	0	0.0	
L	19	BRAD WINCHESTER	3	5:24	0	0	0	0	4	0	0	0	2	0.0	
RW	51	KYLE PALMIERI	1	10:07	0	0	0	0	0	0	0	0	1	0.0	
RW	42	DAN SEXTON	1	8:47	0	0	0	0	2	0	0	0	2	0.0	
D	25	ANDY SUTTON	1	8:18	0	0	0	0	2	0	0	0	0	0.0	
<b>ANA GOALTENDING TOTALS</b>			<b>6</b>	<b>362</b>	<b>3.65</b>	<b>2</b>	<b>4</b>	<b>1</b>	<b>0</b>	<b>22</b>	<b>190</b>	<b>.884</b>	<b>0</b>	<b>0</b>	<b>0</b>

SW#	GOALTENDER	GPI	MINS	AVG	W	L	EN	SO	GA	SA	SV%	G	A	PIM
29	RAY EMERY	6	319	3.20	2	3	1	0	17	165	.897	0	0	0
38	DAN ELLIS	1	41	5.85	0	1	0	0	4	24	.833	0	0	0

The Anaheim Ducks wrapped up the 2010-11 regular season with a 47-30-5 record for 99 points, finishing second in the Pacific Division...the Ducks earned the Western Conference's fourth seed for the third time in franchise history (also 2008 and 1997) and faced the Nashville Predators for the first time in the Stanley Cup Playoffs... Anaheim and Nashville split the first two games at Honda Center as well as Games 3 and 4 at Bridgestone Arena... as the series shifted back to Anaheim, the Predators secured a come-from-behind overtime win in Game 5 and went on the close out the series in Game 6 at Bridgestone Arena...**Teemu Selanne** scored six goals in as many games, matching the club record for most goals in a playoff series (also Jeffrey Lupul, 2006 CSF vs. Colorado)... following the series finale on Apr. 24, Selanne led all playoff skaters in goal scoring and tied for first in power play goals (4) while **Corey Perry** was tied for the league lead in points (2-6=8)...Selanne (6-1=7) and linemate **Saku Koivu** (1-6=7) were also tied for third among NHL postseason leaders in scoring...Selanne and Koivu had points in all six games of the series, the longest point streaks in the opening round of the playoffs...Teemu also recorded a four-game goal streak in Games 1-4, the longest such streak of the Conference Quarterfinals.

# 2011 PLAYOFF NOTES

## GAME 1 (APRIL 13, 2011) - ANAHEIM 1 VS. NASHVILLE 4

The Anaheim Ducks opened their 18th Stanley Cup Playoff series in franchise history with a 4-1 loss to the Nashville Predators in Game 1 of the Western Conference Quarterfinals at Honda Center...Nashville jumped out to a four-goal lead before **Teemu Selanne** scored Anaheim's first goal of the 2011 playoffs at 11:24 of the third period...**Saku Koivu** collected his first playoff point as a Duck (assist) while **Ryan Getzlaf** earned his 32nd career postseason assist on the Selanne tally...**Dan Ellis** took the loss in his first playoff start for Anaheim, stopping 20-of-24 shots...**Ray Emery** relieved Ellis in the third and closed out the game by turning away all six shots faced.

PP: 1-5 PK: 1-5 SF: 28 SA: 30

TOI: Beauchemin (23:47)

Three Stars: 1. Fisher 2. Rinne 3. Koivu

## GAME 2 (APRIL 15, 2011) - ANAHEIM 5 VS. NASHVILLE 3

The Ducks evened the series at a game apiece, jumping out to an early lead with two power play goals in the first period...taking advantage of a 5-on-3 situation, the Ducks scored two goals (one 5-on-3, one 5-on-4), the first by **Corey Perry** and the second by **Teemu Selanne**...**Bobby Ryan** scored the club's third goal at 7:12 of the second period and added an empty-netter with 53 seconds left in the contest...**Ryan Getzlaf** scored the game-winner at 15:57 of the second, his fifth career postseason GWG, ranking tied for second all-time among Ducks players (also Scott Niedermayer)...**Ryan** (2-0=2), **Perry** (1-2=3), **Getzlaf** (1-2=3), **Cam Fowler** (0-2=2) and **Francois Beauchemin** (0-2=2) all had multi-point games...**Saku Koivu** and **Lubomir Visnovsky** each picked up single assists...in his first postseason start since June 6, 2007 with Ottawa in the Stanley Cup Final, **Ray Emery** stopped 31-of-34 shots in the win.

PP: 2-5 PK: 2-6 SF: 28 SA: 34

TOI: Beauchemin (26:05)

Three Stars: 1. Getzlaf 2. Emery 3. Ryan

## GAME 3 (APRIL 17, 2011) - ANAHEIM 3 @ NASHVILLE 4

The Ducks battled back from a 2-0 deficit late in the second period, but their efforts fell short, falling to the Predators, 4-3 at Bridgestone Arena...**Teemu Selanne** scored goals exactly 30 seconds apart at 18:10 (PP) and 18:40 (EV) of the second period to tie the game...it was the fastest two goals by an individual in a postseason game since Petr Nedved scored twice in 11 seconds for the Penguins against the Capitals exactly 15 years prior to Game 3 on Apr. 17, 1996...it was Selanne's first multi-goal game since May 1, 2002 with San Jose in Game 1 of the CSF @ COL (2-0=2)...after David Legwand scored the go-ahead goal for Nashville, the Ducks answered back on **Matt Beleskey's** first career postseason tally at 6:48 of the third...Mike Fisher scored the game-winner at 10:21 of the third...Selanne extended his goal streak to three games (4-0=4) and became the Ducks' all-time postseason leader in appearances in the contest (74 GP)...**Corey Perry** had his second straight multi-point game (0-2=2) while **Saku Koivu** extended his assist streak to three games (0-3=3)...**Ray Emery** stopped 33-of-37 shots in the loss.

PP: 1-2 PK: 1-6 SF: 16 SA: 37

TOI: Perry (25:34)

Three Stars: 1. Fisher 2. Selanne 3. Erat

## GAME 4 (APRIL 20, 2011) - ANAHEIM 6 @ NASHVILLE 3

Going into the third period with the game tied at 3-3, the Ducks' offense exploded for three goals in the final frame, winning Game 4 of the series by a score of 6-3...the club's six goals tied the franchise record for goals in a postseason game (also six goals on May 25, 2006 in Game 4 of the WCF @ EDM (6-3) & on June 6, 2007 in Game 5 of the SCF vs. OTT (6-2))...**Corey Perry's** shorthanded goal (first postseason career SHG) at 1:17 of the third served as the game-winner...the Ducks jumped out to an early lead with goals 33 seconds apart in the first period by **Cam Fowler** (PP) and **Saku Koivu** (EV)...Nashville answered with two goals of their own, but **Teemu Selanne** scored a goal in his fourth straight game on the power play to give the Ducks another one-goal edge at 11:41 of the second...the Predators scored again just over two minutes later to make it 3-3...after Perry's SHG, **Ryan Getzlaf** (EV) and **Brandon McMillan** (EV) scored insurance goals at 4:51 and 6:46 of the third, respectively...**Perry** (1-2=3), **Fowler** (1-1=2), **Getzlaf** (1-1=2) and **McMillan** (1-1=2) each had multi-point nights, with **McMillan's** serving as the first two points of his postseason career...**Lubomir Visnovsky**, **Todd Marchant** and **Jason Blake** each recorded single assists...**Ray Emery** stopped 19-of-22 shots for his 20th career postseason win.

PP: 2-6 PK: 1-5 SF: 38 SA: 22

TOI: Perry (26:49)

Three Stars: 1. Perry 2. Getzlaf 3. Fowler

## GAME 5 (APRIL 22, 2011) - ANAHEIM 3 VS. NASHVILLE 4 OT

The Ducks were unable to hold a 3-2 lead in the third period, and with just over 36 seconds remaining in regulation, the Predators tied the game and went on to win in OT on Jerred Smithson's goal...after Nashville jumped out to a 1-0 lead in the first, **Jason Blake** responded with a PPG at 13:39 of the second period...**Bobby Ryan** made it 2-1 with a highlight-reel goal just 40 seconds into the third...after Nashville tied it up, Blake scored again at 14:16 of the third, his second career multi-goal game (also Apr. 10, 2004 w/NYI @ TB in Game 2 of the CQF)...**Shea Weber** tied it for the Predators with 36 seconds remaining in regulation...**Teemu Selanne** (5-1=6) and **Saku Koivu** (1-5=6) both extended their point streaks to five games, with Selanne picking up one assist and Koivu earning two...**Luca Sbisa** earned his first postseason assist on Blake's first goal...**Ray Emery** stopped 33-of-37 shots in the loss.

PP: 1-2 PK: 0-2 SF: 26 SA: 37

TOI: Perry (26:49)

Three Stars: 1. Smithson 2. Blake 3. Ryan

## GAME 6 (APRIL 24, 2011) - ANAHEIM 2 @ NASHVILLE 4

The Ducks were eliminated from the 2011 NHL Playoffs with a 4-2 loss to the Predators in Game 6 of the CQF at Bridgestone Arena...for the first time in the series, the team scoring first did not go on to win as **Teemu Selanne** scored at 10:22 of the first period...the goal was Selanne's sixth of the series to match a club record (also Jeffery Lupul vs. Colorado in 2006 CSF)...**Jason Blake** also scored his third of the playoffs to even the score at 2-2- late in the second period...Nashville would go on to score twice in the third to hand Anaheim its third opening-round playoff loss in franchise history...**Bobby Ryan**, **Saku Koivu** and **Lubomir Visnovsky** all picked up single assists on the Selanne and Blake goals...**Ray Emery** turned away 26-of-29 shots in the decisive setback.

PP: 1-2 PK: 1-4 SF: 27 SA: 30

TOI: Getzlaf (27:22)

Three Stars: 1. Spaling 2. Tootoo 3. Rinne



# 2009 DUCKS PLAYOFF STATS

POS	NO.	PLAYER	GP	AVG											
				TOI	G	A	PTS	+/-	PIM	PP	SH	GW	OT	S	PCTG
C	15	RYAN GETZLAF	13	24:08	4	14	18	3	25	1	0	0	0	25	16.0
R	10	COREY PERRY	13	21:59	8	6	14	2	36	2	0	1	0	41	19.5
D	27	SCOTT NIEDERMAYER	13	26:17	3	7	10	0	11	3	0	2	0	32	9.4
D	25	CHRIS PRONGER	13	27:12	2	8	10	4	12	1	0	0	0	27	7.4
R	9	BOBBY RYAN	13	19:40	5	2	7	0	0	2	0	1	0	49	10.2
R	8	TEEMU SELANNE	13	15:08	4	2	6	-2	4	2	0	1	0	31	12.9
D	19	RYAN WHITNEY	13	21:33	1	5	6	-1	9	1	0	0	0	9	11.1
C	20	RYAN CARTER	10	12:14	2	3	5	0	0	1	0	0	0	18	11.1
L	18	DREW MILLER	13	16:08	2	1	3	1	2	0	0	1	0	23	8.7
D	34	JAMES WISNIEWSKI	12	20:22	1	2	3	0	10	0	0	0	0	16	6.3
C	48	ANDREW EBBETT	13	13:11	1	2	3	-1	8	0	0	0	0	16	6.3
L	44	ROB NIEDERMAYER	13	16:13	0	3	3	1	12	0	0	0	0	7	.0
C	22	TODD MARCHANT	13	19:55	1	1	2	0	16	0	0	1	1	18	5.6
C	26	ERIK CHRISTENSEN	8	10:37	0	2	2	-1	0	0	0	0	0	10	.0
R	13	MIKE BROWN	13	8:27	0	2	2	0	25	0	0	0	0	6	.0
D	23	FRANCOIS BEAUCHEMIN	13	21:24	1	0	1	1	15	0	0	0	0	9	11.1
G	35	JEAN-SEBASTIEN GIGUERE	1	16:49	0	0	0	0	0	0	0	0	0	0	.0
D	53	BRETT FESTERLING	1	14:34	0	0	0	-1	0	0	0	0	0	0	.0
L	12	JOSH GREEN	5	5:53	0	0	0	0	0	0	0	0	0	2	.0
R	16	GEORGE PARROS	7	5:32	0	0	0	0	9	0	0	0	0	5	.0
C	17	PETTERI NOKELAINEN	9	8:42	0	0	0	-1	2	0	0	0	0	2	.0
D	21	SHELDON BROOKBANK	13	11:12	0	0	0	-1	18	0	0	0	0	3	.0
G	1	JONAS HILLER	13	62:03	0	0	0	0	0	0	0	0	0	0	.0
<b>SW#</b>	<b>GOALTENDER</b>		<b>GPI</b>	<b>MINS</b>	<b>AVG</b>	<b>W</b>	<b>L</b>	<b>EN</b>	<b>SO</b>	<b>GA</b>	<b>SA</b>	<b>SV%</b>	<b>G</b>	<b>A</b>	<b>PIM</b>
35	JEAN-SEBASTIEN GIGUERE		1	17	.00	0	0	1	0	0	6	1.000	0	0	0
1	JONAS HILLER		13	807	2.23	7	6	1	2	30	524	.943	0	0	0
<b>ANA GOALTENDING TOTALS</b>			<b>13</b>	<b>827</b>	<b>2.32</b>	<b>7</b>	<b>6</b>	<b>2</b>	<b>2</b>	<b>32</b>	<b>532</b>	<b>.940</b>	<b>0</b>	<b>0</b>	<b>0</b>

The Anaheim Ducks earned their franchise-record fourth consecutive trip to the Stanley Cup Playoffs in 2008-09, finishing second in the Pacific Division and eighth in the Western Conference with a 42-33-7 record for 91 points. The Ducks opened the postseason against the NHL's top team in the regular season, the San Jose Sharks. The series marked just the second NHL playoff meeting between two California teams and the first since the 1969 Western Conference Quarterfinals when the Los Angeles Kings beat the Oakland Seals in seven games. With a 4-2 series win over San Jose, the Ducks became the fifth team to upset the NHL's best regular season team (by standings points) in the first round since the Expansion Era began (1967-68). The Ducks were also just the 11th team in NHL history to defeat a team who earned 110-or-more standings points during the regular season in the first round. With the series victory, Anaheim advanced to the second round to face Detroit for the fifth time in franchise history. The Ducks stretched the Western Conference Semifinals to seven games before falling short in Game 7 at Detroit. Center **Ryan Getzlaf** led the team in postseason scoring with 4-14=18 points while goaltender **Jonas Hiller** posted a 7-6 record with two shutouts, a 2.23 GAA and .943 SV% in his Stanley Cup Playoff debut.

# 2009 PLAYOFF NOTES

## WESTERN CONFERENCE QUARTERFINALS

### GAME 1 (APRIL 16, 2009) - ANAHEIM 2 @ SAN JOSE 0

The Ducks were able to shut down the Sharks' potent power play (stopping all six attempts) and scored an extra-man marker of their own en route to 2-0 shutout in Game 1... it was the club's first postseason shutout since May 30, 2007 in Game 2 of the Stanley Cup Final vs. Ottawa (1-0)... it was also the club's first road shutout in the Stanley Cup Playoffs since May 3, 2006 in the series deciding Game 7 of the Conference Quarterfinal Series at Calgary (3-0)...defenseman **Scott Niedermayer** broke the scoreless tie at 5:18 of the third period on the club's third power play attempt of the game...center **Ryan Getzlaf** and defenseman **Ryan Whitney** (first playoff point as a Duck) picked up the assists...it was Niedermayer's seventh career postseason game-winning goal and his fourth with Anaheim...after coming out of the penalty box for elbowing, Getzlaf scored a goal on a pass from right wing **Mike Brown** to provide an insurance goal for the Ducks, making the score 2-0...it was Brown's first career postseason point...in his Stanley Cup Playoffs debut, goaltender **Jonas Hiller** stopped all 35 shots he faced for the shutout...he was first goalie in over five years to post a shutout in his postseason debut.

PP: 1-4 PK: 0-6 SF: 35 SA: 17

TOI: S. Niedermayer (24:42)

Three Stars: 1. Hiller 2. Getzlaf 3. Marchant

### GAME 2 (APRIL 19, 2009) - ANAHEIM 3 @ SAN JOSE 2

The Ducks took a two games-to-none lead in their Western Conference Quarterfinal series against the San Jose Sharks with a 3-2 victory at HP Pavilion...with a six-for-six performance in Game 2, the Ducks improved to a perfect 12-for-12 on the penalty kill against the Sharks...all three Ducks goal scorers had begun the season in lowa (AHL)...right wing **Bobby Ryan** opened the scoring at the 3:45 mark of the first period, beating Evgeni Nabokov with a second-attempt effort on the power play...after Ryan Clowe scored San Jose's first goal of the postseason early in the second, the Ducks reclaimed the lead on center **Andrew Ebbett's** go-ahead goal at 9:44 of the third...left wing **Drew Miller** collected the game-winner at 13:17 of the third, making a winner out of starting goaltender **Jonas Hiller**, who stopped 42-of-44 shots for his second consecutive win...six Ducks recorded single assists in the victory, including right wing **Teemu Selanne**, center **Erik Christensen**, left wing **Rob Niedermayer**, and defensemen **Scott Niedermayer**, **James Wisniewski** and **Ryan Whitney**.

PP: 1-2 PK: 0-6 SF: 26 SA: 44

TOI: S. Niedermayer (26:51)

Three Stars: 1. Hiller 2. Cheechoo 3. S. Niedermayer

### GAME 3 (APRIL 21, 2009) - ANAHEIM 3 VS. SAN JOSE 4

The Western Conference Quarterfinal series shifted to Southern California for Game 3 but despite the change of location, the visiting team came away with the win for the third consecutive game...the San Jose Sharks earned their first win of the series with a 4-3 victory over the Ducks at Honda Center, reducing Anaheim's lead in the series to two games to one...San Jose opened the scoring early in the first for its first lead of the series and never trailed in the game...Anaheim tied the game on three separate occasions before Patrick Marleau scored the game-winning goal at 10:33 of the third...the final score marked the first career playoff loss for goaltender **Jonas Hiller**, who turned away 31-of-35 shots...right wing **Bobby Ryan** and defensemen **Chris Pronger** and **James Wisniewski** all scored their first goals of the 2009 playoffs while center **Ryan Getzlaf** and defenseman **Ryan Whitney** each earned an assist.

PP: 1-4 PK: 2-3 SF: 30 SA: 35

TOI: S. Niedermayer (26:21)

Three Stars: 1. Boyle 2. Pronger 3. Blake

### GAME 4 (APRIL 23, 2009) - ANAHEIM 4 VS. SAN JOSE 0

Right wing **Bobby Ryan** became the second rookie in franchise history to score two goals in a playoff game while goaltender **Jonas Hiller** posted his second career postseason shutout as the Ducks blanked the Sharks, 4-0...the shutout marked the Ducks' first home shutout in the postseason since May 30, 2007 in Game 2 of the SCF vs. OTT...Ryan scored the Ducks' opening two goals of the game, with the first accounting for the game-winner...the only other Ducks rookie to score two goals in a playoff game was defenseman **Francois Beauchemin** in Game 3 of the CQF, Apr. 25, 2006 vs. CGY...Ryan's linemates, center **Ryan Getzlaf** (0-2-2) and **Corey Perry** (1-1-2) also had multiple-point nights...defenseman **Ryan Whitney** collected an assist on Ryan's first goal, extending his point streak to four consecutive games, which co-lead the NHL at the conclusion of the game...defenseman **Chris Pronger**, left wing **Rob Niedermayer** and center **Todd Marchant** each tallied a helper in the game...left wing **Drew Miller** scored his second career playoff goal, an empty-netter with 41 seconds remaining on the clock...Hiller was perfect in net, stopping all 31 shots he faced...the Ducks were also perfect on the penalty kill for the third game of the series.

PP: 0-4 PK: 0-2 SF: 26 SA: 31

TOI: C. Pronger (25:00)

Three Stars: 1. Ryan 2. Hiller 3. Wisniewski

### GAME 5 (APRIL 25, 2009) - ANAHEIM 2 @ SAN JOSE 3 OT

The San Jose Sharks reduced the Ducks' Western Conference Quarterfinal series lead to one game with a 3-2 overtime victory in Game 5 at HP Pavilion, the first overtime contest of the series...holding true to form, the team to score first improved to 5-0 while the home team won its second straight after the visitors took the first three games of the series...the Sharks jumped out to a 2-0 lead with goals by Joe Thornton and Devin Setoguchi in the first and second periods, respectively...the Ducks responded with a two-goal third period to force overtime...center **Ryan Carter** got Anaheim in the scoreboard with his first career playoff goal (Nabokov) 55 seconds in the third before right wing **Corey Perry** tied the game with his second of the playoffs at 4:42 of the third...defenseman **Scott Niedermayer** (0-2-2) and centers **Ryan Getzlaf** (0-1-1) and **Andrew Ebbett** (0-1-1) drew assists on the third-period goals...the teams went scoreless through the remainder of regulation, pushing the game to OT...Patrick Marleau held off elimination for the Sharks with his game-winner at 6:02 of OT...in a tough-luck loss, goaltender **Jonas Hiller** stopped 45-of-48 shots in his first career postseason overtime game.

PP: 0-3 PK: 1-3 SF: 25 SA: 48

TOI: R. Whitney (28:11)

Three Stars: 1. Marleau 2. Thornton 3. S. Niedermayer

### GAME 6 (APRIL 27, 2009) - ANAHEIM 4 VS. SAN JOSE 1

The Ducks broke a scoreless tie at 13:03 of the second period, followed by two more unanswered goals to defeat the Sharks in Game 6 of the CQF and advance to the CSF...right wing **Corey Perry** put the Ducks on the board with a power play goal to tie the game at 12:33 of the first period...right wing **Teemu Selanne** scored a power play goal at 13:03 of the second, which would prove to be the game-winner...it was the 10th postseason game-winner of his career and first since May 20, 2007 in Game 5 of the WCF at Detroit...defenseman **Francois Beauchemin** scored his first goal of the postseason just 1:23 after Selanne's marker...center **Ryan Getzlaf** scored at 17:06 of the third to add another insurance goal...Getzlaf completed the "Gordie Howe hat trick," collecting an assist on Perry's goal while also squaring off against San Jose center Joe Thornton just two seconds into the contest...defenseman **Chris Pronger** added two assists while defenseman **Scott Niedermayer**, centers **Mike Brown** and **Ryan Carter** and left wingers **Rob Niedermayer** and **Drew Miller** each notched a single assist...the Ducks scored on the power play for the fourth game in the series...goaltender **Jonas Hiller** won his fourth career postseason game, stopping 36-of-37 shots.

PP: 2-5 PK: 1-4 SF: 32 SA: 37

TOI: S. Niedermayer (27:59)

Three Stars: 1. Hiller 2. Pronger 3. S. Niedermayer

# 2009 PLAYOFF NOTES

## WESTERN CONFERENCE SEMIFINALS

### GAME 1 (MAY 1, 2009) - ANAHEIM 2 @ DETROIT 3

Detroit's Nicklas Lidstrom scored the second of his two goals with just 49 seconds remaining in the game, breaking the 2-2 tie and giving the Red Wings a 3-2 win and 1-0 series lead at Joe Louis Arena...the loss moved Anaheim's lifetime postseason record in Detroit to 4-6...right wing **Corey Perry** gave the Ducks an early one-goal lead, putting the club on the board at 7:28 of the first period...Perry extended his goal streak to four games...following two Detroit goals, right wing **Teemu Selanne** scored a power play goal for the Ducks with just 17 seconds remaining in the second, sending the two clubs into the dressing room with a 2-2 tie at intermission...in his 50th career postseason contest, center **Ryan Getzlaf** collected assists on both Anaheim goals, extending his assist streak to five games...he also led the club in TOI with 27:55...defenseman **Chris Pronger** also registered assists on both the Perry and Selanne goals...goaltender **Jonas Hiller** was handed the tough-luck loss, stopping 34-of-37 shots on net.

PP: 1-3 PK: 2-6 SF: 24 SA: 37

TOI: R. Getzlaf (27:55)

Three Stars: 1. Lidstrom 2. Franzen 3. Getzlaf

### GAME 2 (MAY 3, 2009) - ANAHEIM 4 @ DETROIT 3 3OT

Center **Todd Marchant** broke a 3-3 tie in the third overtime period to propel the Ducks to a 4-3 victory over the Red Wings at Joe Louis Arena in Game 2 of the Western Conference Semifinals...Marchant's second career playoff overtime goal evened the series at a game apiece as Anaheim won its fifth consecutive overtime game against Detroit...the contest marked the longest game for Anaheim since Game 1 of the CSF at Dallas on Apr. 24, 2003 (W, 4-3 in 5 OT) and third triple overtime game against the Red Wings...goaltender **Jonas Hiller** stopped 59-of-62 shots, marking the most saves by an Anaheim netminder since J.S. Giguere made 63 stops in Game 1 of the CQF on Apr. 10, 2003 at Detroit...the game opened with Anaheim and Detroit scoring twice in the first period as center **Ryan Getzlaf** and defenseman **Chris Pronger** netted goals for the Ducks...center **Ryan Carter** gave Anaheim a 3-2 lead with a power play goal at 4:42 of the second before Detroit forced overtime with Johan Franzen's game-tying goal at 5:19 of the third...after two scoreless overtime periods, Marchant ended the drama at 1:15 of the third extra frame, the lone assist going to defenseman **James Wisniewski**...Getzlaf led all skaters with 1-2-3 points while right wing **Corey Perry** recorded the only other multiple-point game with a pair of assists (0-2-2)...defenseman **Scott Niedermayer** (0-1=1) and right wing **Bobby Ryan** (0-1=1) also earned assists in the victory...Pronger paced all skaters with 46:21 TOI.

PP: 2-4 PK: 1-3 SF: 46 SA: 62

TOI: C. Pronger (46:21)

Three Stars: 1. Hiller 2. Franzen 3. Pronger

### GAME 3 (MAY 5, 2009) - ANAHEIM 2 VS. DETROIT 1

Returning to Honda Center for Game 3 of the Western Conference Semifinals, the Ducks edged the Red Wings, 2-1, to take a 2-1 lead in the best-of-7 series...goaltender **Jonas Hiller** turned in another strong playoff performance, stopping 45-of-46 shots for his second consecutive win and sixth of the playoffs...Hiller faced 11 shots in the first period, 17 in the second and 18 in the third, allowing only a Henrik Zetterberg power play goal at 14:20 of the middle frame...right wing **Teemu Selanne** opened the scoring at 12:49 of the first, converting on a breakaway pass from center **Ryan Carter**, who collected his second assist of the playoffs...defenseman **Scott Niedermayer's** power play goal at 8:16 of the second marked his eighth career playoff game-winner, tied for second all-time among defensemen in the postseason...center **Ryan Getzlaf** and defenseman **Chris Pronger** drew assists on the Niedermayer goal.

PP: 1-4 PK: 1-5 SF: 23 SA: 46

TOI: C. Pronger (26:55)

Three Stars: 1. Hiller 2. Pronger 3. Zetterberg

### GAME 4 (MAY 7, 2009) - ANAHEIM 4 VS. DETROIT 6

Fueled by two-goal outings from center Johan Franzen and right wing Marian Hossa, the Red Wings defeated the Ducks, 6-3, at Honda Center to even the Western Conference Semifinals at two games apiece...Anaheim right wing **Corey Perry** opened the scoring at 0:42 of the first period, tying a franchise postseason record for the fastest goal scored to start a game

(Petr Sykora scored 42 seconds into Game 5 of the 2003 Stanley Cup Final, June 5, 2003 at New Jersey)...Franzen scored twice in the latter half of the period as Detroit would not trail for the remainder of the night...Perry, who scored his second goal of the game at 11:03 of the second period, finished with a playoff career-high 2-1-3 points and his first career postseason multiple-goal game...defenseman **Scott Niedermayer** also scored for Anaheim at 10:03 of the third, marking his team-leading third power play goal of the playoffs...center **Ryan Getzlaf** (0-2-2) had a pair of assists and defenseman **Chris Pronger** (0-1=1) added a single helper in the setback...goaltender **Jonas Hiller** turned away 28-of-33 shots before being relieved by **J.S. Giguere**, who stopped all six shots in his 2009 playoff debut...the game drew a club-record 17,601 fans, besting the previous mark of 17,597 set on Jan. 2, 2009 vs. Philadelphia.

PP: 1-3 PK: 1-5 SF: 28 SA: 40

TOI: S. Niedermayer (24:59)

Three Stars: 1. Franzen 2. Hossa 3. Perry

### GAME 5 (MAY 10, 2009) - ANAHEIM 1 @ DETROIT 4

With a 4-1 defeat in Game 5 of the Western Conference Semifinals at Joe Louis Arena, the Ducks lost their second consecutive game to the Red Wings to fall behind in the best-of-7 series three games to two...after a scoreless first period, Detroit erupted for two goals 39 seconds apart in the second courtesy of Johan Franzen and Jiri Hudler...at 15:57 of the second, defenseman **Ryan Whitney** scored his first goal as a Duck on the power play to bring Anaheim back to within one of Detroit...centers **Eric Christensen** and **Andrew Ebbett** drew assists on Whitney's goal...the Ducks would not find the back of the net again despite several quality scoring chances against Detroit netminder Chris Osgood...Anaheim goaltender **Jonas Hiller** stopped 34-of-37 shots, including 15 in the second, in the tough-luck loss...the Ducks went a perfect three-for-three on the penalty kill for the first time in the series.

PP: 1-3 PK: 0-3 SF: 17 SA: 38

TOI: C. Pronger (26:30)

Three Stars: 1. Zetterberg 2. Ericsson 3. Datsyuk

### GAME 6 (MAY 12, 2009) - ANAHEIM 2 VS. DETROIT 1

The Ducks forced the series to a decisive Game 7 with a 2-1 victory at Honda Center...top-liners **Ryan Getzlaf** and **Corey Perry** figured in on each of the goals...on the first goal, Getzlaf tipped in the puck off a deflection from Perry on the power play...on the second goal, Perry tipped the puck in the net off a shot by Getzlaf from the blue-line...defenseman **Scott Niedermayer** also registered an assist on the Getzlaf goal while right wing **Bobby Ryan** notched a helper on Perry's game-winner...it was Perry's second career GWG (also in Game 3 of the CSF, Apr. 29, 2007 @ VAN) and the first of 2009...the club held the Red Wings scoreless for 56:25 until Detroit's Johan Franzen scored a goal at 17:35 of the third period on the power play...**Jonas Hiller** stopped 38-of-39 shots for his fifth game of the postseason in which he allowed one-goal-or-less...the Ducks improved their lifetime Game 6 record to 7-1 and a perfect 6-0 at home.

PP: 1-5 PK: 1-4 SF: 28 SA: 39

TOI: C. Pronger (26:36)

Three Stars: 1. Hiller 2. Getzlaf 3. S. Niedermayer

### GAME 7 (MAY 14, 2009) - ANAHEIM 3 @ DETROIT 4

Detroit's Dan Cleary scored the game- and series-winning goal with three minutes left in regulation as the Ducks were eliminated from the Stanley Cup Playoffs with a 4-3 loss to the Red Wings in Game 7 of the CSF at Joe Louis Arena...Anaheim rallied from 2-0 and 3-1 deficits with goals from right wingers **Teemu Selanne**, **Corey Perry** and **Bobby Ryan**...Ryan's goal at the 7:37 mark of the third period tied the game at 3-3, erasing a Detroit lead that had stood since 15:53 of the first...goaltender **Jonas Hiller** was once again strong in net for the Ducks with 36 saves on 40 shots, including 17 in the first period...Perry, Selanne, center **Ryan Carter** and defensemen **Scott Niedermayer**, **Chris Pronger** and **Ryan Whitney** all drew single assists in the setback, Anaheim's third Game 7 defeat in franchise history.

PP: 1-5 PK: 1-5 SF: 27 SA: 40

TOI: C. Pronger (28:23)

Three Stars: 1. Cleary 2. Helm 3. Selanne

# 2008 DUCKS PLAYOFF STATS

POS	NO.	PLAYER	GP	AVG											
				TOI	G	A	PTS	+/-	PIM	PP	SH	GW	OT	S	PCTG
D	25	CHRIS PRONGER	6	24:13	2	3	5	-1	12	2	0	1	0	12	16.7
C	15	RYAN GETZLAF	6	20:29	2	3	5	-2	6	1	0	0	0	14	14.3
R	8	TEEMU SELANNE	6	19:34	2	2	4	-1	6	2	0	1	0	20	10.0
R	10	COREY PERRY	3	14:54	2	1	3	1	8	0	0	0	0	7	28.6
C	22	TODD MARCHANT	6	17:39	2	0	2	1	0	0	0	0	0	8	25.0
D	21	SEAN O'DONNELL	6	15:31	1	1	2	3	2	0	0	0	0	3	33.3
L	32	TRAVIS MOEN	6	14:08	1	1	2	-1	2	0	0	0	0	4	25.0
D	27	SCOTT NIEDERMAYER	6	24:24	0	2	2	-2	4	0	0	0	0	7	.0
R	4	TODD BERTUZZI	6	14:14	0	2	2	-2	14	0	0	0	0	11	.0
L	14	CHRIS KUNITZ	6	18:30	0	2	2	-2	8	0	0	0	0	14	.0
D	11	MATHIEU SCHNEIDER	6	20:29	1	0	1	-3	8	0	0	0	0	7	14.3
C	39	DOUG WEIGHT	5	7:38	0	1	1	1	4	0	0	0	0	2	.0
G	35	JEAN-SEBASTIEN GIGUERE	6	59:38	0	1	1	0	0	0	0	0	0	0	.0
D	40	KENT HUSKINS	6	14:34	0	1	1	-3	2	0	0	0	0	2	.0
R	16	GEORGE PARROS	1	2:42	0	0	0	0	0	0	0	0	0	0	.0
C	44	ROB NIEDERMAYER	2	13:46	0	0	0	-1	0	0	0	0	0	1	.0
C	17	BRIAN SUTHERBY	5	5:28	0	0	0	0	2	0	0	0	0	3	.0
L	24	BRAD MAY	6	6:55	0	0	0	1	4	0	0	0	0	6	.0
C	26	SAMUEL PAHLSSON	6	18:18	0	0	0	1	0	0	0	0	0	5	.0
D	23	FRANCOIS BEAUCHEMIN	6	21:01	0	0	0	2	26	0	0	0	0	4	.0
C	20	*RYAN CARTER	6	11:02	0	0	0	-2	6	0	0	0	0	6	.0

SW#	GOALTENDER	GPI	MINS	AVG	W	L	EN	SO	GA	SA	SV%	G	A	PIM
35	JEAN-SEBASTIEN GIGUERE	6	358	3.18	2	4	1	0	19	187	.898	0	1	0
<b>ANA GOALTENDING TOTALS</b>		<b>6</b>	<b>360</b>	<b>3.33</b>	<b>2</b>	<b>4</b>	<b>1</b>	<b>0</b>	<b>20</b>	<b>188</b>	<b>.894</b>	<b>0</b>	<b>1</b>	<b>0</b>



# 2008 PLAYOFF NOTES

The Anaheim Ducks completed the 2007-08 regular season with a mark of 47-27-8 record for 102 points, finishing second in the Pacific Division and fourth in the Western Conference. The Ducks advanced to the NHL Playoffs for a franchise-record third consecutive season and faced the fifth-seed Dallas Stars for the second time in club postseason history. Holding home ice advantage, Anaheim lost Games 1 and 2 at Honda Center before earning its first win in Game 3 at American Airlines Center. A Game 4 loss in Dallas forced the Ducks into a must-win situation for the remainder of the series. Anaheim responded with a convincing victory in Game 5 before the 77th consecutive sellout at Honda Center but was eventually eliminated with a Game 6 loss in Dallas. It was just the second first-round exit in six NHL Playoffs for the Ducks and the first since the 1999 postseason. Center **Ryan Getzlaf** and defenseman **Chris Pronger** finished tied for the team scoring lead with 2-3=5 points each while right wing **Teemu Selanne** finished third with 2-2=4 points.

## GAME 1 (APRIL 10, 2008) - ANAHEIM 0 VS. DALLAS 4

Special teams won the game for Dallas, scoring four power play goals as the Ducks fell to the Stars, 4-0, in Game 1 of the Western Conference Quarterfinals...Dallas forwards Steve Ott, Loui Eriksson, Jere Lehtinen and Brenden Morrow scored a power play goal each...Morrow also picked up two assists for a three-point game...both Mike Ribeiro and Stephane Robidas each earned two assists...Stars goaltender Marty Turco stopped all 23 Ducks shots...**J.S. Giguere** turned away 33-of-37 shots in the loss...**Bobby Ryan** made his NHL career postseason debut, recording one shot with 13:13 TOI...**Scott Niedermayer** had a game-high 24:45 TOI.

PP: 0-3 PK: 4-7 SF: 23 SA: 37

TOI: S. Niedermayer (24:45)

Three Stars: 1. Ribeiro 2. May 3. Turco

## GAME 2 (APRIL 12, 2008) - ANAHEIM 2 VS. DALLAS 5

The Stars jumped out to an early 2-0 lead, but the Ducks answered back as **Teemu Selanne** scored a power play goal at 3:41 of the first period...**Scott Niedermayer** and **Ryan Getzlaf** notched the assists on the Selanne goal...**Travis Moen** evened the score with an even-strength goal at 16:19 of the second with **Todd Bertuzzi** earning the single assist...the Ducks failed to capitalize on two early third-period power play attempts...Mike Modano scored the eventual game-winner for the Stars on the power play at 5:47 of the third...Brad Richards followed with another goal less than a minute later to extend the Stars lead to two goals...Loui Eriksson scored the Stars' fifth and final goal at 14:36 of the third...**J.S. Giguere** stopped 25-of-30 shots in the loss.

PP: 1-6 PK: 2-6 SF: 22 SA: 30

TOI: C. Pronger (25:02)

Three Stars: 1. Richards 2. Getzlaf 3. Ribeiro

## GAME 3 (APRIL 15, 2008) - ANAHEIM 4 @ DALLAS 2

The Ducks became contenders in the series, cutting the Stars' lead to two games to one with a 4-2 victory in Game 3 of the CQF...**Todd Marchant** opened the scoring for the Ducks with a goal at 6:39 of the first period for his first postseason goal since Game 3 of the WCF, May 23, 2006 at Edmonton...**Travis Moen** and **Chris Pronger** assisted on Marchant's goal...**Ryan Getzlaf** scored an unassisted goal, his first of the 2008 postseason, at 10:09 of the first...Pronger scored his first of two goals on the power play at 14:31 of the first, giving the Ducks a 3-0 lead...**Todd Bertuzzi** and **Doug Weight** each earned assists...Pronger pushed the score to 4-0 with another power play tally at 5:34 of the second...**Teemu Selanne** and Getzlaf provided the helpers...it was the first multi-goal game of Pronger's postseason career and tied the club record for points in a playoff game by a defenseman (also a career high)...in addition, his two goals tied a club record for most goals by a defenseman in a postseason contest...**J.S. Giguere** stopped 31-of-33 shots in the victory.

PP: 2-4 PK: 2-7 SF: 15 SA: 33

TOI: S. Niedermayer (26:56)

Three Stars: 1. Pronger 2. Morrow 3. Giguere

## GAME 4 (APRIL 17, 2008) - ANAHEIM 1 @ DALLAS 3

All four of the game's goals were scored at even strength, as the Stars bested the Ducks, 3-1, in Game 4 of the CQF at American Airlines Center...after giving up a goal at 16:39 of the first period to Dallas' Joel Lundqvist, the score remained the same until 9:01 of the third period when Dallas' Stu Barnes put the Stars up, 2-0...Steve Ott added another Dallas goal at 17:17 of the third...**Mathieu Schneider** spoiled the Dallas shutout, scoring with 0:08 seconds remaining in the game...**Corey Perry**, returning for his first postseason contest after missing six weeks with a lacerated right quadriceps tendon, collected an assist on Schneider's goal...**Kent Huskins** also picked up an assist on the Ducks' lone goal, his second career postseason point...**J.S. Giguere** stopped 17-of-20 shots in the loss.

PP: 0-5 PK: 0-6 SF: 28 SA: 20

TOI: S. Niedermayer (25:32)

Three Stars: 1. Turco 2. Barnes 3. Modano

## GAME 5 (APRIL 18, 2008) - ANAHEIM 5 VS. DALLAS 2

Anaheim extended the series to a sixth game with a 5-2 victory at Honda Center...**Corey Perry** scored his first goal of the postseason at 8:25 of the first period, with **Sean O'Donnell** collecting the assist...the Ducks' next two goals were scored on the power play, with **Ryan Getzlaf** scoring at 11:03 of the second and **Teemu Selanne** (GWG) scoring at 0:48 of the third...O'Donnell added an insurance goal at 12:05 of the third, his first goal in the postseason since Game 3 of the WCF, May 23, 2006 at Edmonton...he also established a career high for points in a postseason contest (1-1-2)...**Chris Pronger** and **Chris Kunitz** each had a two-assist night while Getzlaf and Selanne also collected single assists...**Todd Marchant** scored his second goal of the postseason with an empty-netter at 18:36 of the third...**J.S. Giguere** earned his second victory of the 2008 playoffs, stopping 40-of-42 shots...the Ducks were perfect on the penalty kill, going 7-for-7...the club scored two power play goals for the second time in the series.

PP: 2-3 PK: 0-7 SF: 42 SA: 32

TOI: C. Pronger (27:14)

Three Stars: 1. Giguere 2. Selanne 3. Ribeiro

## GAME 6 (APRIL 20, 2008) - ANAHEIM 1 VS. DALLAS 4

The Ducks were eliminated from the 2008 NHL Playoffs with a 4-1 loss to the Stars in Game 6 of the CQF at American Airlines Center...**Corey Perry** opened the scoring with his second goal in as many games, successfully converting at the 2:11 mark of the second period...assists went to **Scott Niedermayer** and **J.S. Giguere**, who collected his first playoff point since the 2003 postseason...Dallas clinched the series victory with four goals in the third period, including tallies from Stephane Robidas, Stu Barnes, Loui Eriksson and Mike Modano...Giguere finished with 22 saves on 26 shots...the setback marked Anaheim's first opening-round loss since 1999.

PP: 0-3 PK: 2-5 SF: 18 SA: 26

TOI: S. Niedermayer (25:23)

Three Stars: 1. Robidas 2. Morrow 3. Barnes



# 2007 DUCKS PLAYOFF STATS

POS	NO.	PLAYER	GP	AVG		G	A	PTS	+/-	PIM	PP	SH	GW	OT	S	PCTG
				TOI												
C	15	RYAN GETZLAF	21	21:43		7	10	17	1	32	3	1	3	0	57	12.3
R	10	COREY PERRY	21	16:29		6	9	15	5	37	1	0	1	0	58	10.3
R	8	TEEMU SELANNE	21	19:07		5	10	15	1	10	0	0	2	1	60	8.3
D	25	CHRIS PRONGER	19	30:11		3	12	15	10	26	1	0	0	0	58	5.2
C	19	ANDY MCDONALD	21	18:37		10	4	14	6	10	5	0	0	0	64	15.6
L	32	TRAVIS MOEN	21	17:18		7	5	12	5	22	0	0	3	1	34	20.6
C	26	SAMUEL PAHLSSON	21	19:25		3	9	12	10	20	0	0	2	0	30	10.0
D	27	SCOTT NIEDERMAYER	21	29:50		3	8	11	2	26	1	0	2	2	42	7.1
C	44	ROB NIEDERMAYER	21	18:34		5	5	10	9	39	0	1	1	0	42	11.9
D	23	FRANCOIS BEAUCEMIN	20	30:33		4	4	8	2	16	4	0	0	0	58	6.9
R	17	*DUSTIN PENNER	21	14:04		3	5	8	4	2	0	0	2	0	37	8.1
L	14	CHRIS KUNITZ	13	17:47		1	5	6	1	19	0	0	0	0	28	3.6
C	22	TODD MARCHANT	11	15:44		0	3	3	1-	12	0	0	0	0	19	.0
D	5	RIC JACKMAN	7	6:04		1	1	2	2	2	1	0	0	0	2	50.0
D	21	SEAN O'DONNELL	21	20:20		0	2	2	8	10	0	0	0	0	13	.0
L	24	BRAD MAY	18	7:21		0	1	1	1-	28	0	0	0	0	14	.0
D	40	KENT HUSKINS	21	11:44		0	1	1	4	11	0	0	0	0	5	.0
C	13	MARK HARTIGAN	1	3:34		0	0	0	0	0	0	0	0	0	0	.0
D	34	*AARON ROME	1	11:01		0	0	0	2-	0	0	0	0	0	0	.0
R	46	JOE MOTZKO	3	3:54		0	0	0	0	2	0	0	0	0	2	.0
L	18	*ANDREW MILLER	3	6:59		0	0	0	1	2	0	0	0	0	3	.0
C	52	*RYAN CARTER	4	3:12		0	0	0	1-	0	0	0	0	0	0	.0
R	16	GEORGE PARROS	5	3:49		0	0	0	0	10	0	0	0	0	1	.0
G	30	ILYA BRYZGALOV	5	53:22		0	0	0	0	0	0	0	0	0	0	.0
R	38	*RYAN SHANNON	11	4:03		0	0	0	0	6	0	0	0	0	5	.0
L	45	SHAWN THORNTON	15	3:57		0	0	0	3-	19	0	0	0	0	5	.0
D	33	JOE DIPENTA	16	8:12		0	0	0	0	4	0	0	0	0	3	.0
G	35	J GIGUERE	18	59:16		0	0	0	0	0	0	0	0	0	0	.0

SW#	GOALTENDER	GPI	MINS	AVG	W	L	T	EN	SO	GA	SA	SV %	G	A	PIM
35	J GIGUERE	18	1067	1.97	13	4		0	1	35	451	.922	0	0	0
30	ILYA BRYZGALOV	5	267	2.25	3	1		0	0	10	128	.922	0	0	0
<b>ANA GOALTENDING TOTALS</b>		<b>21</b>	<b>1341</b>	<b>2.01</b>	<b>16</b>	<b>5</b>		<b>0</b>	<b>1</b>	<b>45</b>	<b>579</b>	<b>.922</b>			



# 2007 PLAYOFF NOTES

## CUP IN CALIFORNIA:

By securing their first Stanley Cup championship in franchise history, the Anaheim Ducks also became the first team from California to win the Stanley Cup...their appearance in the Final marked just the fifth time since 1926 that a West Coast team competed for the Stanley Cup (also Vancouver (1982 & 1994), Los Angeles (1993) & Anaheim (2003))...the Ducks were the first West Coast team to win the Stanley Cup since the 1925 Victoria Cougars and the first U.S. team to win it since the 1917 Seattle Metropolitans.

## KEEPING IT IN THE FAMILY:

**Rob** and **Scott Niedermayer** were the first set of brothers to win the Stanley Cup together since Brent and Duane Sutter won with the 1983 New York Islanders (they also won Cup with Islanders in 1982)...they were the first set of brothers to compete on the same team in the Stanley Cup Final since **Rich** and **Ron Sutter** played for the Philadelphia Flyers in the 1985 Final vs. the Edmonton Oilers (lost)...the Niedermayers were also the first brother combination on opposing clubs to appear in the Stanley Cup Final since 1946 when they met in the 2003 Stanley Cup Final.

## YOUTH RAISE THE CUP:

The 2007 Champions had the largest contingency of players (11) in their first or second NHL year on one Stanley Cup roster...the 1986 Montreal Canadiens are the only team that comes close to the Ducks number of first or second year players on a Stanley Cup winning roster with 10...below is a list of Ducks that were in their first or second NHL season that played in at least one game with the club during their playoff run:

<b>Ilya Bryzgalov</b>	<b>Drew Miller</b>
<b>Francois Beauchemin</b>	<b>Dustin Penner</b>
<b>Ryan Carter</b>	<b>Corey Perry</b>
<b>Ryan Getzlaf</b>	<b>Aaron Rome</b>
<b>Kent Huskins</b>	<b>Ryan Shannon</b>
<b>Chris Kunitz</b>	

## FOUR SCORE:

The Ducks were the first team since the 1989 Calgary Flames to have one player or fewer to have previously won the Stanley Cup...Scott Niedermayer was the only Ducks player who has previously won the Cup with the 1995, 2000 and 2003 New Jersey Devils...the 1989 Flames entered the Stanley Cup Final without a single player who had previously won a Cup.

## ROOKIES CHIP IN:

The Ducks had five rookie players on their roster who competed in at least three 2007 playoff games...the last Stanley Cup championship team to have more than five rookies compete in at least three playoff games during a postseason run were the 1986 Montreal Canadiens, who had eight...below is a list of the rookies on the Ducks Stanley Cup winning roster that competed in at least three playoff games in 2007:

**Ryan Carter**  
**Kent Huskins**  
**Drew Miller**  
**Dustin Penner**  
**Ryan Shannon**

## WASTING LITTLE TIME:

The Anaheim Ducks secured the Stanley Cup in just 21 games...with the 1992 Pittsburgh Penguins, the Ducks were the 5th (tied) fastest run to winning the Stanley Cup in NHL history since the best-of-seven series was implemented in 1987.

Year	Team	Record	Win Percentage
1988	Edmonton Oilers	16-2	.889
1993	Montreal Canadiens	16-4	.800
1997	Detroit Red Wings	16-4	.800
1995	New Jersey Devils	16-4	.800
2007	<b>Anaheim Ducks</b>	<b>16-5</b>	<b>.762</b>
1992	Pittsburgh Penguins	16-5	.762

## TOP FLIGHT OVER LAST FOUR YEARS:

The Ducks advanced to the Conference Finals for the third time in the last four NHL seasons...no other team has advanced to the Conference Finals more than once over that span (since 2003 playoffs)...the Sabres and Senators advanced to the Conference Finals for the second time in four years...the Ducks were the ONLY team in the NHL to advance to the Stanley Cup Final twice in the previous four years.

YEAR	EASTERN CONFERENCE FINALS		WESTERN CONFERENCE FINALS		STANLEY CUP FINAL	
	Team	Team	Team	Team	Team	Team
2003	Ottawa	New Jersey	Anaheim	Minnesota	New Jersey	Anaheim
2004	Tampa Bay	Philadelphia	Calgary	San Jose	Tampa Bay	Calgary
2006	Carolina	Buffalo	Anaheim	Edmonton	Carolina	Edmonton
2007	Ottawa	Buffalo	Anaheim	Detroit	Ottawa	Anaheim

## FEELING AT HOME IN THE FINAL:

The Ducks remain undefeated at home (7-0) in Stanley Cup Final contests and are 8-0 at home in series-clinching games (4-0 in 2007, 3-0 in 2003 and 1-0 in 1997).

## DUCKS IN THE POSTSEASON:

For the first time in franchise history, the Ducks qualified for the Stanley Cup Playoffs in consecutive seasons...the club also qualified in 2006, 2003, 1999 and 1997...the Ducks have a win percentage of .603 in the Stanley Cup Playoffs with a 44-29 overall record.

# 2007 PLAYOFF NOTES

## WINNING THE CLOSE ONES:

The Ducks posted a 12-2 record in games decided by one goal...the club tied the NHL playoff record for the most one-goal victories in one postseason...the 2003 Mighty Ducks of Anaheim had 12 one-goal victories during their Stanley Cup Final run...the 1993 Montreal Canadiens also accomplished this feat as they went on to win the Stanley Cup...in addition, the Ducks were T-2nd in lead-changing, game-winning goals that occurred in the third period or overtime:

### GAME-WINNING GOALS IN THE THIRD PERIOD OR OVERTIME

Year	Team	3rd Period/OT Wins
1993	Montreal Canadiens	12
<b>2007</b>	<b>Anaheim Ducks</b>	<b>10</b>
1994	Vancouver Canucks	10
1999	Dallas Stars	10
2003	Mighty Ducks of Anaheim	10

## BETTING IT DONE AT HOME:

With their win vs. OTT in Game Five of the Stanley Cup Final, the Ducks won their 10th (10-2) game at home in the postseason and have an overall home record of 23-7 since the start of the 2003 Stanley Cup Playoffs...in addition, Anaheim is 8-0 in series-clinching games at home, including 4-0 in 2007 (3-0 in 2003, 1-0 in 1997).

## DUCKS AT PEAK PLAYOFF SPOT SINCE 2003:

The Ducks have the most playoff wins (40) AND best playoff winning percentage (.690) in the NHL since the start of the 2003 post-season...below is a look at the top 10 playoff win totals in the NHL since 2003:

	GP	W	L	Win %
<b>Anaheim Ducks</b>	<b>58</b>	<b>40</b>	<b>18</b>	<b>.690</b>
Ottawa Senators	53	30	23	.566
New Jersey Devils	49	27	22	.551
Tampa Bay Lightning	45	24	21	.533
San Jose Sharks	39	22	17	.564
Calgary Flames	39	20	19	.512
Buffalo Sabres	33	20	13	.606
Philadelphia Flyers	37	19	18	.513
Edmonton Oilers	30	17	13	.566
Carolina Hurricanes	25	16	9	.640

## OVERTIME ON DUCKS SIDE:

Since the 2003 Stanley Cup Playoffs, the Ducks have appeared in 15 postseason contests that have been decided in overtime...the club is 13-2 in those games, the most by any team since 2003...below is a look at the top six teams in the NHL with the most overtime playoff wins:

Team	GP	W	L	Win %
<b>Anaheim</b>	<b>15</b>	<b>13</b>	<b>2</b>	<b>.867</b>
Ottawa	11	7	4	.636
Colorado	9	6	3	.667
Calgary	9	6	3	.667
Buffalo	10	6	4	.600
Vancouver	11	6	5	.545

## GIGUERE OUTSTANDING IN OVERTIME:

With the Ducks' overtime loss April 27 vs. VAN in Game Two of the Western Conference Semifinals, J.S. Giguere snapped his OT shutout streak at 197:52, which is the longest OT playoff minute shutout streak in NHL history...Giguere's streak began on April 10, 2003 in the CQF vs. DET when the Ducks edged the Red Wings, 2-1 in triple overtime...in 250:47 career postseason OT minutes, Giguere has a 0.24 GAA and .990 SV% (101-for-102)...with two OT wins in the CSF vs. VAN (May 1 and May 3) and two in the WCF vs. DET (May 13 and May 20), he is now 12-1 in his career in overtime (7-0 in 2003, 1-0 in 2006 and 4-1 in 2007)...Giguere is the only player to post a 12-1 record in OT in his first 13 career playoff OT games...in addition, Giguere's OT winning percentage (.923) is the highest for any goaltender with 10-plus OT decisions:

### BEST POST SEASON OVERTIME RECORDS

(minimum of 10 overtime appearances)

PLAYER	Team	GP	W	L	WIN %
<b>Jean-Sebastien Giguere</b>	<b>ANA</b>	<b>13</b>	<b>12</b>	<b>1</b>	<b>.923</b>
Billy Smith	NYI	21	16	5	.762
Felix Potvin	TOR/LA	20	15	5	.750
Arturs Irbe	SJ/CAR	12	9	3	.750
Johnny Bower	TOR	11	8	3	.727

## GIGUERE TOUGH TO BEAT:

J.S. Giguere allowed two goals or less in 13 of his 18 appearances in the 2007 Stanley Cup Playoffs...he recorded a shutout on May 30 vs. OTT in Game Two of the SCF when he stopped all 16 shots he faced...it was his sixth career postseason shutout, with the previous five coming in the 2003 playoff campaign (most recent: June 2, 2003 vs. NJ in Game Four of the SCF, also a 1-0 victory)...he finished the postseason 4th in the NHL with a 1.97 GAA and T-5th in the NHL with a .922 SV%, stopping 416-of-451 shots...in addition, he successfully stopped the only penalty shot he faced during the 2007 postseason on June 6 vs. OTT (A. Vermette @ 7:23 of the third period)...he won 13 of his 17 starts, including four OT victories (May 3 vs. VAN, May 1 @ VAN, May 13 @ DET and May 20 @ DET) and stopped all shots he faced coming on in relief of **Ilya Bryzgalov** on April 17 @ MIN...Giguere has appeared in 45 career postseason contests, posting a 31-13 record, with a 1.96 GAA and .929 SV%.

# 2007 PLAYOFF NOTES

## SWEDE SUCCESS FOR PAHLSSON:

Center **Samuel Pahlsson**, not usually known as a scorer (8-18=26 in 2006-07 regular season) became a major contributor to the Ducks offense during the postseason...Pahlsson recorded 3-9=12 points in 21 playoff games and was T-6th on the team in scoring...he recorded the GWG in two of the Ducks last five wins of the postseason...he scored the lone goal for the Ducks in their Game Two victory of the SCF on May 30 vs. OTT...in addition, Pahlsson scored the game-winner in the Ducks' series-clinching Game Six of the WCF vs. DET on May 22...he also led the league in postseason faceoff wins (249) and hits (79).

## GETZLAF BREAKS THROUGH:

In just his second season, center **Ryan Getzlaf** was one of the more prolific scorers throughout the Ducks postseason run...he earned 7-10=17 points in 21 postseason contests, eclipsing his point total in the 2006 Stanley Cup Playoffs by 10 points (3-4=7)...Getzlaf led the club in scoring, was 2nd in goal scoring and 5th in the NHL in postseason scoring...in addition, he was T-2nd in the NHL in game-winning goals (3) and short-handed goals (1)...he also had a two-game goal streak (2-0=2) May 22-28 and scored three goals in the last six games (3-3=6)...Getzlaf collected 4-4=8 points in the last eight playoff games and 4-6=10 points in the last 11 games.

## S. NIEDERMAYER SHINES IN OT:

On May 3 in the CSF, defenseman **Scott Niedermayer** scored the series-clinching OT goal against the Vancouver Canucks in the CSF...it was the first OT goal of his postseason career, while also holding the all-time regular season OT goal record among defensemen with 10...he added a second postseason OT goal, just 10 days after the first, on May 13 at Detroit in Game Two of the WCF (4-3 victory)...in addition, on May 20 in Game 5 of the WCF at Detroit, Niedermayer scored the game-tying goal with 48 seconds left before **Teemu Selanne** scored in OT to give the Ducks a crucial 2-1 victory...Niedermayer tied the record for most OT goals by a defenseman in one playoff year:

### MOST OVERTIME GOALS BY DEFENSEMAN IN ONE PLAYOFF YEAR

Year	Player	Team	Goals
2007	Scott Niedermayer	Anaheim	2
2002	Niclas Wallin	Carolina	2
1995	Chris Chelios	Chicago	2
1950	Leo Reise, Jr.	Detroit	2

## CHECKING LINE BECOMES SCORING LINE:

The Ducks line combination of **Samuel Pahlsson-Rob Niedermayer-Travis Moen** was the Ducks checking line all season, but in addition to their defensive responsibilities, all three became prolific scorers in the postseason...the line combined for 15-19=31 points in 21 postseason games, including six GWGs...Moen recorded the game-winner in Game Five of the SCF on June 6 vs. OTT (also recorded the first two-goal game of his postseason career) and the OT goal in Game Four of the CSF on May 1 @ VAN...in addition, he also scored the game-winner in Game One of the SCF vs. OTT...Pahlsson had two game-winners (May 30 vs. OTT in Game Two of the SCF, 1-0 victory and May 22 vs. DET in Game Six of the WCF, 5-3 victory) and R. Niedermayer had one game-winner (Apr. 15 vs. MIN in Game Three of the CQF)...the trio recorded a combined +24 rating throughout the 2007 Stanley Cup Playoffs.

## PRONGER AT THE TOP OF HIS GAME:

In 19 postseason contests, **Chris Pronger** scored 3-11=14 points, which tied for 2nd on the team and 2nd in the NHL among defensemen...he was also T-7th in overall scoring, T-4th in overall assists and T-3rd in power play assists...the 2007 Stanley Cup Playoffs marked the 11th year he appeared in the postseason and recorded his second-highest career point total (5-16=21 points with EDM in 2005-06)...in addition, he was 4th in the NHL in avg. TOI with 30:11/g.

## BATTLING BACK:

On May 1 @ VAN, the Ducks rallied from a 2-0 deficit in the third period, to eventually take the game in overtime...it marked the first time the club had successfully battled back from a two-goal deficit to win in postseason history...Travis Moen scored the game-winner, just over two minutes into the first overtime, marking his first career OT goal in the playoffs...with the Ducks' OT win, teams in the 2007 playoffs with a two-goal lead at any point in the game went 42-4...the only teams to come back from a two-goal deficit in the postseason are Detroit and Ottawa...Detroit rallied from two goals down twice to eventually beat San Jose 3-2 on both occasions (April 28 @ DET and May 2 @ SJ)...Ottawa came back from a two-goal deficit to win in double OT, 4-3 against Buffalo (May 12 @ BUF).

## BROTHERS TEAMING UP WHEN IT COUNTS:

Brothers **Scott** and **Rob Niedermayer** both had vital roles in three of the Ducks' playoff victories...on May 3 in their series-clinching game vs. Vancouver in the CSF, Rob's hit on Jannik Hansen helped to turn the puck over for Scott's OT goal against Roberto Luongo...on May 13 at Detroit in the WCF, Rob had the first assist on Scott's second OT goal in as many games...in Game One of the Stanley Cup Final on May 28 vs. Ottawa, both Rob and Scott assisted on **Travis Moen's** game-winning goal as the Ducks held onto a 3-2 victory.

## DEFENSE FIRST:

The Ducks allowed just 45 goals in 21 2007 Stanley Cup Playoff games...the club allowed an average of 2.14 goals-per-game, good for 3rd in the NHL in the postseason.

## SHUTTING THE DOOR:

The Ducks 2007 Stanley Cup Playoff record when...

Category	Record
When scoring two or more goals in a game	15-1
When opponents are held to less than 35 shots	14-3
When not allowing a power play goal	9-1
When scoring first	10-2

# 2007 PLAYOFF NOTES

## SHARING THE LOAD:

Defensemen **Francois Beauchemin** (30:33/g), **Chris Pronger** (30:11/g) and **Scott Niedermayer** (29:50/g) were 3rd, 4th and 5th, respectively, in the NHL in avg. TOI... the only other playoff team that had three players in the top 10 in avg. TOI was Vancouver (Ohlund, 6th; Bieksa, 9th; Kesler, 10th), which was eliminated by Anaheim in the CSF on May 3.

## MAC'S BIG NIGHT:

On April 25 vs. VAN, Ducks center **Andy McDonald** recorded his first career hat trick (regular or postseason)...in addition, it was the club's second playoff hat trick in franchise history...McDonald also added an assist for 3-1=4 points, tying the most points recorded by a Duck in playoff history...**Joffrey Lupul** scored 4-0=4 points on May 9, 2006 in the CSF vs. COL, recording the club's first-ever postseason hat trick and four-point game.

## KUNITZ PROVIDES SUPPORT:

On April 25 vs. VAN, the Ducks scored three goals in the first period, the most in the opening session by the club in the 2007 postseason...left wing **Chris Kunitz** provided the assists on all three goals (0-3=3), marking the first time in club history a player has collected three assists in a single period in the playoffs.

## SELANNE BREAKS YET ANOTHER CLUB RECORD:

On April 13 vs. MIN in Game Two of the CQF, **Teemu Selanne's** assist broke Paul Kariya's franchise record for career points in the postseason...he broke the club's playoff goals record May 23, 2006 @ EDM, scoring his 15th career postseason goal as a Duck.

## BEAUCHEMIN REPEATS FEAT:

**Francois Beauchemin's** two goals April 13 vs. MIN marked the third time in club history a Ducks defenseman had scored two goals in a playoff game...Beauchemin has done it twice, also scoring two goals on April 25, 2006 vs. CGY (Game 3)...the only other Ducks defenseman to score two goals in a playoff game was **J.J. Daigneault**, who did so in Game Two of the CQF on April 18, 1997 vs. PHX.

## NIGHT OWLS:

The Ducks' double-overtime, series-clinching win on May 3 vs. VAN in Game Five of the CSF was the club's seventh multiple-overtime game in club history...the Ducks have gone 4-3 in those seven games...the club's last multiple overtime game before May 3 came on April 27 in Game Two of the CSF vs. VAN (3-2, Cowan GWG).

## HATCHING HEAD COACHES IN ANAHEIM:

Of the four teams that competed in the Western Conference Semifinals, three were led by coaches who received their NHL head coaching start in Anaheim...**Ron Wilson** (SJ) served as Anaheim's head coach from 1993-97, while **Mike Babcock** made his head coaching debut with the Ducks from 2002-04...**Randy Carlyle** has coached the Ducks for the past two seasons, helping the team advance to the Stanley Cup Playoffs in consecutive seasons for the first time in franchise history...Vancouver's head coach, **Alain Vigneault**, the only CSF coach to have not served in Anaheim, succeeded Carlyle as the head coach of the Manitoba Moose (AHL) in 2005...in addition, another Anaheim connection existed in the Stanley Cup Final...Ottawa head coach **Bryan Murray** was the head coach of the Ducks in 2001-2002, before taking over as GM of the club (2002-2004).

## PLAYOFF DEBUTS:

On April 11 vs. MIN in Game 1 of the CQF, three Ducks made their career postseason debuts...**Mark Hartigan**, **George Parros** and **Kent Huskins** all took the ice for the first time in NHL postseason competition...the three players recorded a combined 17:42 of TOI and maintained an even plus/minus rating...**Ryan Shannon** made his postseason debut on April 13 vs. MIN...after two games as a healthy scratch, **Shawn Thornton** played in a postseason contest for the first time on April 15 @ MIN and went on to play in 15 games going scoreless with 19 PIM...after his recall on April 8, **Aaron Rome** made his postseason debut on April 17 @ MIN, logging 11:01 of ice time...**Drew Miller** appeared in his first playoff contest April 19 vs. MIN (2:15 TOI), which also happened to be his NHL debut, in addition, **Miller** played in Games One and Two of the SCF, going scoreless with a +1 rating and two PIM...**Ryan Carter** made his NHL career debut on May 17 vs. DET in Game Four of the WCF...he also appeared in Game Four of the SCF...**Joe Motzko** logged 6:16 of ice time and recorded three hits in his first career NHL playoff game on May 20 @ DET.



# 2006 DUCKS PLAYOFF STATS

POS	NO.	PLAYER	GP	AVG											
				TOI	G	A	PTS	+/-	PIM	PP	SH	GW	OT	S	PCTG
R	13	TEEMU SELANNE	16	17:55	6	8	14	0	6	1	0	2	0	53	11.3
C	22	TODD MARCHANT	16	17:33	3	10	13	14	14	0	0	0	0	26	11.5
R	15	JOFFREY LUPUL	16	16:43	9	2	11	9	31	1	0	1	1	62	14.5
D	27	SCOTT NIEDERMAYER	16	28:53	2	9	11	1	14	1	1	1	0	48	4.2
R	76	*DUSTIN PENNER	13	13:15	3	6	9	10	12	0	0	0	0	41	7.3
D	23	*FRANCOIS BEAUCHEMIN	16	27:26	3	6	9	0	11	3	0	0	0	35	8.6
C	19	ANDY MCDONALD	16	16:33	2	7	9	0	10	2	0	0	0	48	4.2
L	38	*CHRIS KUNITZ	16	12:30	3	5	8	1-	8	0	0	0	0	34	8.8
C	51	*RYAN GETZLAF	16	15:49	3	4	7	3-	13	2	0	1	0	38	7.9
D	24	RUSLAN SALEI	16	22:08	3	2	5	10	18	0	0	1	0	27	11.1
D	21	SEAN O'DONNELL	16	16:43	2	3	5	8	23	0	0	1	1	10	20.0
C	26	SAMUEL PAHLSSON	16	17:06	2	3	5	2	18	0	0	2	0	22	9.1
L	12	JEFF FRIESEN	16	11:14	3	1	4	1-	6	0	0	0	0	15	20.0
C	44	ROB NIEDERMAYER	16	19:35	1	3	4	1-	10	1	0	0	0	24	4.2
D	5	VITALY VISHNEVSKI	16	13:40	0	4	4	2	10	0	0	0	0	8	.0
R	61	*COREY PERRY	11	9:32	0	3	3	4-	16	0	0	0	0	14	.0
L	32	TRAVIS MOEN	9	8:25	1	0	1	1	10	0	0	0	0	5	20.0
R	17	JONATHAN HEDSTROM	3	16:57	0	1	1	0	2	0	0	0	0	1	.0
G	35	J GIGUERE	6	53:03	0	0	0	0	0	0	0	0	0	0	.0
G	30	*ILYA BRYZGALOV	11	59:54	0	0	0	0	2	0	0	0	0	0	.0
L	29	TODD FEDORUK	12	8:19	0	0	0	1-	16	0	0	0	0	12	.0
D	33	JOE DIPENTA	16	11:34	0	0	0	1	13	0	0	0	0	5	.0

SW#	GOALTENDER	GPI	MINS	AVG	W	L	T	EN	SO	GA	SA	SV %	G	A	PIM
30	*ILYA BRYZGALOV	11	659	1.46	6	4		2	3	16	285	.944	0	0	2
35	J GIGUERE	6	318	3.40	3	3		0	0	18	132	.864	0	0	0
<b>ANA GOALTENDING TOTALS</b>		<b>16</b>	<b>988</b>	<b>2.19</b>	<b>9</b>	<b>7</b>		<b>2</b>	<b>3</b>	<b>36</b>	<b>419</b>	<b>.914</b>			



# 2006 PLAYOFF NOTES

## DUCKS SET PLAYOFF TEAM MARKS:

The Ducks set a club record for goals in a playoff season, scoring 46 times in 2006...other notable team records set in 2006, were most goals in a playoff game (6 @ EDM on 5/25), goals in a period (4, twice in 2006), penalty minutes in a playoff season (267) and penalty minutes in a series (vs. CGY)...the club also tied the mark for playoff goals in a series (17, vs. CGY; also vs. PHX in 1997).

## ROOKIES MAKE THEIR MARK:

Of the 128 team points (48-80=128) the Ducks scored during the postseason, Anaheim rookies accounted for 12-25=37 of them (28.9%)...the 37 rookie points were the most in one playoff year since the 1993 Los Angeles Kings had 40 rookie points...of the 16 goals the Ducks scored in the Western Conference Semifinals series versus Colorado, three were scored by rookies and all but three figured a rookie on the score sheet...the last time a team had six rookies play a game in the Conference Finals was the 1991 Boston Bruins (although only one, Jeff Lazaro, played all six games of the series).

## TWO STILL PLAYING:

Anaheim was the only NHL organization to have both their NHL team and AHL affiliate reach each respective league's conference final...The Portland Pirates clinched the Atlantic Division Final Series, defeating the Hartford Wolfpack four games to two to advance to the Eastern Conference Final, where they fell to the Hershey Bears 4-3.

## SIX IN A ROW:

With their Western Conference Semifinal series-clinching win in Game 4 (May 11) versus COL, the Ducks tied the franchise record for consecutive playoff victories with six...the record was set during the 2003 postseason from 4/10/03-4/26/03...the Ducks swept Detroit in the conference quarterfinals and won their first two games at Dallas in the conference semifinals.

## 13 UNANSWERED:

The Ducks scored 13 unanswered goals, from Game 6 (May 1) versus Calgary in the Western Conference Quarterfinals to Game 3 (May 9) versus Colorado in the Western Conference Semifinals...the Flames scored at 10:18 of the first period and the Ducks scored 13 goals without allowing a goal against until Dan Hinote scored at 19:33 of the first period in Game 3...The last team to score 13 or more unanswered goals in the postseason was Detroit with 14 from 5/15/95-5/23/95.

## MARCHANT TIES RECORD:

Ducks center **Todd Marchant** tied the club record for most assists in a playoff game with three in Game 4 (May 25) of the Western Conference Finals at Edmonton...the feat had been accomplished three times previously (Dustin Penner, 5/9/06 @ COL, Steve Rucchin, 4/21/99 @ DET and Petr Sykora, 4/26/03 @ DAL).

## NOBODY BEATS THE BRYZ:

**Ilya Bryzgalov** tied an NHL record with three consecutive shutouts (done five times previously) in Game 7 of the Conference Quarterfinals versus Calgary (May 3), Game 1 (May 5) and Game 2 (May 7) of the Conference Semifinal versus Colorado...In addition Bryzgalov's shutout sequence of 249:15, is the second-longest in NHL postseason history and is the longest ever by a rookie. Gerry McNeil previously held the rookie record at 218:42...Bryzgalov stopped 98 consecutive shots.

## LONGEST SHUTOUT SEQUENCE BY A GOALTENDER IN ONE PLAYOFF YEAR:

Streak	Goaltender	Team	Dates
270:08	George Hainsworth	Canadiens	3/28-4/3, 1930
<b>249:15</b>	<b>Ilya Bryzgalov</b>	<b>Ducks</b>	<b>5/3-5/7, 2006</b>
248:35	Dave Kerr	Rangers	3/25-4/6, 1937
248:32	Normie Smith	Red Wings	3/24-28, 1936
218:42	Gerry McNeil	Canadiens	3/27-31, 1951
<b>217:54</b>	<b>J.S. Giguere</b>	<b>Ducks</b>	<b>5/5-16, 2003</b>

## FIRST IN 61 YEARS:

In Game 1 (May 5) versus COL, Ducks goaltender **Ilya Bryzgalov** became the first rookie to record consecutive shutouts in the playoffs since 1945...the last rookie goaltender to post consecutive shutouts in the postseason was Toronto's Frank McCool in April of 1945...McCool had three consecutive shutouts versus Detroit on April 6, 8 and 12...Bryzgalov tied him for the rookie record.

## ANOTHER ONE FOR BRYZ:

**Ilya Bryzgalov** is only the fourth rookie goaltender to win all four games of a playoff series sweep...the others are Chicago's Tony Esposito in 1970 vs. Detroit; Montreal's Jacques Plante in 1954 vs. Boston; Montreal's Bill Durnan in the 1944 Stanley Cup Finals versus Chicago.

# 2006 PLAYOFF NOTES

## BRYZ SHUTS THE DOOR:

Ilya **Bryzgalov's** shutout in Game 7 (May 3) of the Western Conference Quarterfinals at Calgary was the first shutout by a rookie in a Game 7 since May 15, 1993, when Felix Potvin of Toronto shutout St. Louis...in addition, it was only the third shutout in a Game 7 by a rookie in NHL history as the New York Islanders' Chico Resch was the first goalie to do so in 1975 at Pittsburgh...**Bryzgalov led the NHL in GAA (1.46), SV% (.944) and shutouts (3).**

## SELANNE WITH ANOTHER DUCK RECORD:

Ducks right wing **Teemu Selanne** had points in seven straight playoff games (Apr. 23-May 5), scoring 4-5=9 points, tying a club record for longest playoff point streak (also, Dmitri Mironov (0-8=8 points), Apr. 24-May 8, 1997).

## PENNER IN THE FRANCHISE RECORD BOOK:

With three assists in Game 3 (May 9) of the Conference Semifinals versus Colorado, Ducks left wing **Dustin Penner** tied the franchise record for most assists in a playoff game (done twice previously, Steve Rucchin, 4/21/99 @ DET and Petr Sykora, 4/26/03 @ DAL)...his three assists are the first ever recorded by a rookie in a single playoff game in team history.

## RALLY:

Anaheim's Western Conference Quarterfinal win versus Calgary marked the second time the club has ever rallied from a series deficit to win (also 1997, down 3-2 vs. PHX, won series 4-3).

## DECIDING RECORD:

With their 3-0 victory in Game 7 (May 3) of the Western Conference Quarterfinal at Calgary, the Ducks improved their record in Game 7s to 2-1...the win at Calgary was the Ducks' first series clinching game on the road...in their first ever Game 7 (April 29) versus Phoenix in the 1997 Conference Quarterfinals, the Ducks won 3-0...in Game 7 (June 9) of the 2003 Stanley Cup Finals, the Ducks dropped a 3-0 decision to the New Jersey Devils.

## PERFECT IN GAME 6:

With a 2-1 victory in Game 6 (May 1) in Anaheim, the Ducks extended their perfect record in Game 6s to four games...below is a list:

Date	Series	Opponent Score
May 1, 2006	CQF vs. CGY	W, 2-1
June 7, 2003	SCF vs. NJ	W, 5-2
May 5, 2003	CSF vs. DAL	W, 4-3
April 27, 1997	CQF @ PHX	W, 3-2 (OT)

## TWO FOR THE ROOKIES:

Mighty Ducks defenseman **Francois Beauchemin's** two goals (both PPGs) in Game 3 of the Western Conference Quarterfinals set a club record for goals in a playoff game by a rookie...in addition, he tied the club record for most goals in a playoff game (eight times previously), most goals by a defenseman in a playoff game (J.J. Daigneault, Game 2 of CQF, April 18, 1997) and most power play goals in a playoff game (Adam Oates, Game 4 of WCFF, May 16, 2003)...**Dustin Penner** tied the record with two goals in Game 4 (May 25) of the Western Conference Finals.

## OH WHAT A NIGHT:

In Game 3 (May 9) at Colorado in the Western Conference Semifinals, Joffrey Lupul scored all four of the Ducks goals, including the game-winner in overtime...in doing so, he became the first player in NHL playoff history to score four goals, including the overtime winner...the four-goal game was the first ever by a Ducks player in the postseason or regular season...he's the first player to account for all four of his team's goals in a win since Maurice "Rocket" Richard did so on March 23, 1944...the feat had been accomplished twice previously...prior to Lupul's four goals, the last player to score four goals in a playoff game was Theo Fleury on May 13, 1995 for the Flames in a 6-4 win over San Jose...below is a list of players to account for all four of their teams goals:

## PLAYERS TO SCORE 4+ GOALS, ACCOUNTING

### FOR ALL HIS TEAM'S GOALS (NHL PLAYOFF HISTORY)

Date	Teams	Goals
05/09/2006	ANA 4 vs COL 3	Joffrey Lupul 4 (win)
04/26/1993	NYI 4 at WAS 6	Ray Ferraro 4 (loss)
04/10/1986	CHI 4 vs TOR 6	Denis Savard 4 (loss)
03/23/1944	MTL 5 vs TOR 1	Rocket Richard 5 (win)
03/22/1919	MTL 4 at SEA 2	Newsy Lalonde 4 (win)

## LUPUL'S BIG NIGHT:

Ducks right wing **Joffrey Lupul** became the first Ducks player to score four goals in a playoff or regular season game...in addition, Lupul broke the playoff record for goals in a series; he had six in four games in the Western Conference Semifinal series versus Colorado (Paul Kariya and Teemu Selanne each had five goals in the 1997 Conference Quarterfinals versus Phoenix, seven games)...he has also eclipsed the record for goals in a playoff season with nine (seven was the previous record, done three times: Paul Kariya and Teemu Selanne in 1997, 11 games; and Steve Rucchin, 2003, 21 games)...his three-game goal streak (6-0-6) from May 7-11, is the longest goal streak in club playoff history.

# 2003 DUCKS PLAYOFF STATS

POS	NO.	PLAYER	AVG												
			GP	TOI	G	A	PTS	+/-	PIM	PP	SH	GW	OT	S	PCTG
C	77	ADAM OATES	21	19:15	4	9	13	2	6	3	0	1	0	18	22.2
R	39	PETR SYKORA	21	18:38	4	9	13	3	12	1	0	2	2	58	6.9
L	9	PAUL KARIYA	21	21:14	6	6	12	0	6	0	0	1	1	53	11.3
L	12	MIKE LECLERC	21	19:01	2	9	11	3	12	1	0	2	1	55	3.6
C	20	STEVE RUCCHIN	21	23:34	7	3	10	2-	2	1	0	2	1	46	15.2
C	44	ROB NIEDERMAYER	21	23:34	3	7	10	5-	18	0	2	0	0	41	7.3
R	32	STEVE THOMAS	21	15:12	4	4	8	2	8	2	0	3	1	40	10.0
D	8	SANDIS OZOLINSH	21	23:37	2	6	8	8	10	0	0	1	0	39	5.1
L	23	*STANISLAV CHISTOV	21	13:21	4	2	6	4	8	0	0	1	0	33	12.1
C	26	SAMUEL PAHLSSON	21	16:40	2	4	6	1	12	0	0	0	0	24	8.3
D	24	RUSLAN SALEI	21	26:05	2	3	5	3	26	0	0	1	1	33	6.1
L	10	JASON KROG	21	12:10	3	1	4	3	4	0	0	0	0	23	13.0
D	3	KEITH CARNEY	21	26:39	0	4	4	3	16	0	0	0	0	26	.0
D	28	NICLAS HAVELID	21	25:41	0	4	4	0	2	0	0	0	0	29	.0
D	34	*KURT SAUER	21	20:44	1	1	2	3	6	0	1	1	0	8	12.5
C	11	MARC CHOUINARD	15	7:16	1	0	1	1	0	0	0	0	0	11	9.1
R	21	DAN BYLSMA	11	9:44	0	1	1	3	2	0	0	0	0	12	.0
G	35	J GIGUERE	21	67:00	0	1	1	0	0	0	0	0	0	0	.0
D	5	VITALY VISHNEVSKI	21	10:01	0	1	1	3-	6	0	0	0	0	8	.0
D	2	FREDRIK OLAUSSON	1	3:19	0	0	0	0	0	0	0	0	0	0	.0
L	14	*CAM SEVERSON	1	2:24	0	0	0	0	0	0	0	0	0	0	.0
G	29	MARTIN GERBER	2	10:01	0	0	0	0	0	0	0	0	0	0	.0
L	22	*ALEXEI SMIRNOV	4	4:21	0	0	0	0	2	0	0	0	0	3	.0
R	18	PATRIC KJELLBERG	10	10:30	0	0	0	2-	0	0	0	0	0	6	.0

SW#	GOALTENDER	GPI	MINS	AVG	W	L	T	EN	SO	GA	SA	SV %	G	A	PIM
35	J GIGUERE	21	1407	1.62	15	6		1	5	38	697	.945	0	1	0
29	MARTIN GERBER	2	20	3.00	0	0		0	0	1	6	.833	0	0	0
<b>ANA GOALTENDING TOTALS</b>		<b>21</b>	<b>1428</b>	<b>1.68</b>	<b>15</b>	<b>6</b>		<b>1</b>	<b>5</b>	<b>40</b>	<b>704</b>	<b>.943</b>			



# 2003 PLAYOFF NOTES

## DUCKS CAPTURE FIRST WESTERN CONFERENCE CHAMPIONSHIP:

The Ducks finished the 2003 playoffs with a record of 15-6, recording the highest winning percentage in the NHL (.714)...the Ducks had a 9-1 record at home during the playoffs, second only to New Jersey's 12-1 mark...Anaheim swept the Minnesota Wild to win the Western Conference Championship, advancing to the Stanley Cup Finals for the first time in club history...the Ducks became the second post 1990's expansion team to reach the Finals, following the Florida Panthers in 1996 (vs. Colorado)...since the NHL assumed control of the Stanley Cup Finals after the 1926 season, the Ducks were only the fourth team in league history from the Pacific Time Zone to reach the Finals (Vancouver in 1994 and 1982, Los Angeles in 1993).

## TEAM DEFENSE LEADS TO NHL RECORD:

The Ducks set an NHL record in their Western Conference Finals series vs. Minnesota, allowing the fewest goals against in a best-of-7 series by allowing just a single marker to the Wild...Andrew Brunette scored at 4:37 of the first period in Game Four to notch the first Minnesota goal...the 1935 Toronto Maple Leafs and 1952 Detroit Red Wings each surrendered two goals in four-game series.

## OVERTIME MAGIC FOR DUCKS IN 2003:

The Ducks went 7-0 in overtime in the 2003 playoffs, becoming the first team in NHL playoff history to go undefeated in OT when playing in at least six such contests...the seven consecutive overtime wins was second only to the 1993 Canadiens (10) for consecutive OT wins during one playoff season (Montreal finished 10-1 in OT)... Anaheim was the first team in NHL history to win four games in overtime in their first six postseason contests (Ducks were also the sixth team in NHL history to PLAY in four OT games in the first six playoff contests...the Ducks also became the first team since the 1994 Vancouver Canucks (April 26-30) to win three straight playoff games in overtime (no team has ever won four straight)...the Ducks won three straight spanning Game 4 of the conference Quarter-Finals (Apr. 16) and Games 1 & 2 of the conference Semi-Finals (Apr. 24-26)...the Ducks had six different goal scorers in the seven overtime games (Sykora had two; Kariya, Rucchin, Leclerc, Thomas and Salei had one).

## DUCKS TAKE CARE OF BUSINESS AT HOME:

The Ducks finished 9-1 at home in the playoffs, including seven-straight home wins to end the postseason (second longest of '03 playoffs, behind New Jersey's eight)...the club's only loss was a 2-1 setback to Dallas in Game 3 of the Conf. Semifinals...the Ducks earned a record of 3-1 in Game 3, 4-0 in Game Four and 2-0 in Game 6...the club out-scored the opposition 26-to-13 at home this postseason...the Ducks allowed one-goal-or-fewer on five occasions.

## WINNING THE CLOSE ONES:

The Ducks had a remarkable 12-1 record in the 2003 playoffs in games decided by one goal-or-less...the 12 one-goal wins tied the most in league history during one playoff year (also 1993 Canadiens)... The Ducks two-goal win in Game 1 of the Western Conference Finals broke a string of nine consecutive wins by a one-goal margin (4/10/03 - 5/10/03), which broke the record for one playoff year...the previous record was seven, done twice before (1989 Canadiens and 2001 Kings)... five of the games needed overtime to be decided... the Ducks eight consecutive one-goal decisions to start the playoffs tied the record for one playoff year (1989 Canadiens).

## MOST 1-GOAL WINS IN A SINGLE POST SEASON:

Year	W	L
1993 Montreal Canadiens	12	1
<b>2003 Mighty Ducks of Anaheim</b>	<b>12</b>	<b>1</b>
2000 Dallas Stars	10	4
2000 New Jersey Devils	9	5
2002 Carolina Hurricanes	9	4

## PLAYOFF SPECIAL TEAMS:

The Ducks went 8-for-70 (11.4%) overall on the power play in the postseason (ranking 13th)...the club was 61-for-70 (87.1%) on the penalty kill (ranking fifth)...Anaheim scored its first-ever shorthanded goal in a playoff game in Game 1 @ DAL (4/24/03 - Rob Niedermayer) and had three in the playoffs (tied for most in NHL with Ottawa).

## OFF AND RUNNING:

The Ducks began the playoffs on a six-game winning streak, which was the longest of the 2003 playoffs...by going 6-0 vs. Detroit and Dallas, Anaheim became the first team in NHL history to win six-straight games to start the playoffs vs. teams that had over 100+ points in the regular season...in addition, the Ducks joined the former Minnesota North Stars (now Dallas Stars) as the only teams in NHL history to start the postseason as a road team and win six-straight...the North Stars won six straight from April 8-19, 1981.



# 2003 PLAYOFF NOTES

## CONSECUTIVE WINS FROM START OF A POST SEASON - FIRST OF WHICH WAS ON THE ROAD

6	<b>Mighty Ducks of Anaheim</b>	4/10/03 - 4/26/03
6	Minnesota North Stars	4/08/81 - 4/19/81
5	Detroit Red Wings	3/24/36 - 4/7/36
5	New York Rangers	3/23/37 - 4/6/37
5	Toronto Maple Leafs	4/13/01 - 4/26/01

## SIGUIERE MAKES HISTORY IN OT:

J.S. Giguere owns the longest scoreless OT minutes streak in NHL playoff history...he surpassed Patrick Roy to set an NHL record in Game 3 vs. New Jersey and has a current streak of 168:27...with three shutouts vs. Minnesota in the Conference Finals, Giguere was the sixth netminder in NHL history to record three consecutive playoff shutouts and the first to do so in the Conference Finals or NHL Semifinals...Giguere joined Clint Benedict (Montreal Maroons, 1926), John Ross Roach (New York Rangers, 1929), Frank McCool (Toronto, 1945), Brent Johnson (St. Louis, 2002) and Patrick Lalime (Ottawa, 2002) for that record...he also tied an NHL Playoff Record for most shutouts in a series, set eight times previously, including twice last season by Brent Johnson (St. Louis) and Patrick Lalime (Ottawa)...below is a closer look:

## LONGEST OVERTIME SHUTOUT STREAKS (PLAYOFFS)

<b>Jean-Sebastien Giguere</b>	<b>168:27 (4/10/2003 - 5/31/2003) Active Streak</b>
Patrick Roy	162:56 (5/ 8/1996 - 4/20/1997)
Charlie Gardiner	149:15 (3/26/1931 - 4/10/1934)
Ed Belfour	141:42 (6/19/1999 - 6/10/2000)
Gerry McNeil	124:39 (4/ 4/1950 - 4/11/1951)

## GOALIES WITH CONSECUTIVE SHUTOUTS

### IN NEXT-TO-LAST ROUND OF STANLEY CUP PLAYOFFS

3	<b>05/10/2003 05/14/2003</b>	<b>Giguere, Jean-Sebastien, Ana.</b>
2	04/08/1950 04/09/1950	Lumley, Harry, Det.
2	03/25/1952 03/27/1952	Sawchuk, Terry, Det.
2	03/29/1960 03/31/1960	Plante, Jacques, Mtl.
2	04/01/1961 04/04/1961	Hall, Glenn, Chi.
2	05/20/1994 05/22/1994	McLean, Kirk, Van.
2	05/17/2001 05/19/2001	Brodeur, Martin, N.J.
2	05/29/2002 05/31/2002	Hasek, Dominik, Det.

- No goalie previous to Giguere had ever had THREE consecutive shutouts in the next-to-last round of the playoffs (SINCE 1943-44 - Modern Era)

## DUCKS AND STARS PLAYED AN INSTANT CLASSIC:

The Ducks and Stars five overtime match in Game 1 (Apr. 24) was the fourth longest in NHL history with a total of 140 minutes and 48 seconds of hockey played that night...It was deemed an "Instant Classic" by ESPN Classic network...Keith Carney played a game-high 83 shifts and posted a team-high 56:20 TOI...below is a look at the top 10 longest games in NHL history:

## LONGEST GAMES IN NHL HISTORY

Date	Score	Scorer	OT	Series
Mar. 24/36	Detroit 1 at Montreal Maroons 0	Mud Bruneteau	116:30	SF
Apr. 3/33	Boston 0 at Toronto 1	Ken Doraty	104:46	SF
May 4/00	Philadelphia 2 at Pittsburgh 1	Keith Primeau	92:01	CSF
<b>Apr. 25/03</b>	<b>Anaheim 4 at Dallas 3</b>	<b>Petr Sykora</b>	<b>80:48</b>	<b>CSF</b>
Apr. 24/96	Pittsburgh 3 at Washington 2	Petr Nedved	79:15	CQF
Mar. 23/43	Toronto 3 at Detroit 2	Jack McLean	70:18	SF
Mar. 28/30	NY Rangers 1 at Montreal 2	Gus Rivers	68:52	SF
Apr. 18/87	NY Islanders 3 at Washington 2	Pat LaFontaine	68:47	DSF
Apr. 27/94	New Jersey 0 at Buffalo 1	Dave Hannan	65:43	CQF
Mar. 27/51	Montreal 3 at Detroit 2	Maurice Richard	61:09	SF
Mar. 27/38	NY Americans 3 at NY Rangers 2	Lorne Carr	60:40	QF

# 1999 DUCKS PLAYOFF STATS

POS	NO.	PLAYER	GP	G	A	PTS	+/-	PIM	PP	SH	GW	GT	S	PCTG
RW	8	TEEMU SELANNE	4	2	2	4	-1	2	1	0	0	0	7	28.6
LW	9	PAUL KARIYA	3	1	3	4	0	0	0	0	0	0	11	9.1
C	20	STEVE RUCCHIN	4	0	3	3	0	0	0	0	0	0	10	.0
LW	16	MARTY McINNIS	4	2	0	2	-1	2	2	0	0	0	12	16.7
D	2	FREDRIK OLAUSSON	4	0	2	2	-4	4	0	0	0	0	6	.0
D	23	JASON MARSHALL	4	1	0	1	-1	10	1	0	0	0	5	20.0
C	39	TRAVIS GREEN	4	0	1	1	-4	4	0	0	0	0	12	.0
D	7	PAVEL TRNKA	4	0	1	1	-3	2	0	0	0	0	2	.0
D	34	DAN TREBIL	1	0	0	0	0	2	0	0	0	0	0	.0
G	35	*TOM ASKEY	1	0	0	0	0	0	0	0	0	0	0	.0
C	22	*JOHAN DAVIDSSON	1	0	0	0	0	0	0	0	0	0	0	.0
LW	12	*MIKE LECLERC	1	0	0	0	0	0	0	0	0	0	1	.0
LW	32	STU GRIMSON	3	0	0	0	0	30	0	0	0	0	0	.0
D	24	RUSLAN SALEI	3	0	0	0	-4	4	0	0	0	0	5	.0
D	5	KEVIN HALLER	4	0	0	0	-1	2	0	0	0	0	7	.0
G	31	GUY HEBERT	4	0	0	0	0	0	0	0	0	0	0	.0
LW	33	JIM McKENZIE	4	0	0	0	-2	4	0	0	0	0	5	.0
RW	17	TOMAS SANDSTROM	4	0	0	0	-2	4	0	0	0	0	9	.0
C	18	TED DRURY	4	0	0	0	-6	0	0	0	0	0	4	.0
RW	19	JEFF NIELSEN	4	0	0	0	-6	2	0	0	0	0	7	.0
D	4	JAMIE PUSHOR	4	0	0	0	-3	6	0	0	0	0	6	.0
C	14	*ANTTI AALTO	4	0	0	0	0	2	0	0	0	0	0	.0
C	11	MATT CULLEN	4	0	0	0	-2	0	0	0	0	0	6	.0

NO.	GOALTENDER	GP	MIN	GAA	W-L	EN	SO	GA	SHOTS	SV%	G	A	PIM
35	*TOM ASKEY	1	30	4.00	0-1	0	0	2	11	.818	0	0	0
31	GUY HEBERT	4	208	4.33	0-3	0	0	15	124	.879	0	0	2
<b>ANA GOALTENDING TOTALS</b>		<b>4</b>	<b>240</b>	<b>4.25</b>	<b>0-4</b>	<b>0</b>	<b>0</b>	<b>17</b>	<b>135</b>	<b>.874</b>	<b>0</b>	<b>0</b>	<b>2</b>

\* = Rookie



# 1999 PLAYOFF NOTES

## BACK IN THE PLAYOFFS:

The Mighty Ducks finished the regular season with a 35-34-13 mark for 83 points, finishing sixth in the Western Conference. The Detroit Red Wings finished 43-32-7 for 93 points in the regular season, finishing third in the Western Conference. The two clubs met in the first round of the 1999 NHL Playoffs; the Ducks' second appearance in the post-season and the second playoff meeting in three years between Anaheim and Detroit. The Red Wings won the series four games to none, ending the Ducks' season with a 3-0 win @ Anaheim on Apr. 27. Teemu Selanne (2-2=4) and Paul Kariya (1-3=4) led Anaheim in playoff scoring. Marty McInnis co-led the team in goals with two power play tallies (tying with Selanne). Steve Yzerman led the Red Wings with 5-2=7 points in the series, including three power play goals. Brendan Shanahan (3-3=6), Sergei Fedorov (1-5=6) and Nicklas Lidstrom (0-6=6) all had six points in the four games. Chris Osgood was 4-0 with a 1.50 GAA in the series.

## GAME ONE @ DETROIT (APRIL 21, 1999),

### RED WINGS 5, MIGHTY DUCKS 3:

Steve Yzerman scored three goals (Anaheim's first-ever opponent hat trick in the playoffs) while Paul Kariya (1-2=3) and Steve Rucchin (0-3=3) earned three-point games each for the Ducks in a 5-3 Detroit win. Marty McInnis (first career playoff goal) scored the first goal of the game on the power play and Teemu Selanne netted a goal in the third. Rucchin's three assists were a Ducks playoff record. Wendel Clark and Doug Brown scored the other goals for Detroit. Guy Hebert left the game midway through the second period after getting hit in the head and was relieved by Tom Askey, who stopped nine-of-11 shots in his NHL playoff debut.

## GAME TWO @ DETROIT (APRIL 23, 1999),

### RED WINGS 5, MIGHTY DUCKS 1:

Brendan Shanahan scored 2-1=3 points in the first period to lead Detroit to a 4-0 lead at the first intermission and eventually a 5-1 win. Teemu Selanne scored Anaheim's lone goal on the power play from Paul Kariya and Fredrik Olausson. Three of Detroit's five scores came with the man-advantage, going 3-of-9 on the evening. Guy Hebert stopped 31-of-36 shots.

## GAME THREE @ ANAHEIM (APRIL 25, 1999),

### RED WINGS 4, MIGHTY DUCKS 2:

Steve Yzerman scored the game-winning goal on a 5-on-3 power play early in the second period and Detroit went on to a 4-2 win. Sergei Fedorov scored the first goal of the game early in the first period before Marty McInnis and Jason Marshall (first career playoff goal) scored to put the Ducks ahead by a 2-1 score. Tomas Holmstrom tied the game early in the second period before Yzerman's game-winner. Both clubs went 2-for-6 on the power play and finished with 24 shots on goal.

## GAME FOUR @ ANAHEIM (APRIL 27, 1999),

### RED WINGS 3, MIGHTY DUCKS: 0:

Chris Osgood stopped all 31 shots he faced in a 3-0 win, clinching the series for the Red Wings. Tomas Holmstrom scored late in the second period on the power play to put the Wings ahead 1-0. Brendan Shanahan and Vyacheslav Kozlov added third period goals for Detroit to seal the win. The Red Wings went 1-for-2 on the power play, while the Ducks were 0-for-4. Detroit outshot Anaheim 38-31. Paul Kariya missed the contest with a broken left foot, suffered late in Game Three.

## PLAYOFF SPECIAL TEAMS:

Anaheim went 4-20 (.200) on the power play in the series vs. Detroit and 16-23 (.696) on the penalty kill...the Ducks scored a power play goal in three-of-four games vs. Detroit in '99...Anaheim has never scored a short-handed goal in a playoff game.

# 1997 DUCKS PLAYOFF STATS

POS	NO.	PLAYER	GP	G	A	PTS	+/-	PIM	PP	SH	GW	GT	S	PCTG
LW	9	PAUL KARIYA	11	7	6	13	-2	4	4	0	1	1	61	11.5
D	15	DMITRI MIRONOV	11	1	10	11	0	10	1	0	0	0	36	2.8
RW	8	TEEMU SELANNE	11	7	3	10	-3	4	3	0	1	0	38	18.4
D	36	J.J. DAIGNEAULT	11	2	7	9	-6	16	1	0	1	0	24	8.3
LW	23	BRIAN BELLOWS	11	2	4	6	-7	2	1	0	0	0	36	5.6
C	20	STEVE RUCCHIN	8	1	2	3	-2	10	0	0	0	0	8	12.5
C	17	JARI KURRI	11	1	2	3	2	4	0	0	0	0	18	5.6
RW	14	JOE SACCO	11	2	0	2	-4	2	0	0	0	0	20	10.0
D	33	DAVE KARPA	8	1	1	2	-2	20	0	0	1	0	13	7.7
C	54	*SEAN PRONGER	9	0	2	2	0	4	0	0	0	0	7	.0
D	29	*DARREN VAN IMPE	9	0	2	2	-3	16	0	0	0	0	11	.0
LW	16	WARREN RYCHEL	11	0	2	2	-2	19	0	0	0	0	16	.0
C	13	TED DRURY	10	1	0	1	-2	4	0	0	0	0	17	5.9
D	28	JASON MARSHALL	7	0	1	1	1	4	0	0	0	0	3	.0
D	34	*DANIEL TREBIL	9	0	1	1	-6	6	0	0	0	0	10	.0
LW	22	KEN BAUMGARTNER	11	0	1	1	0	11	0	0	0	0	0	.0
C	32	RICHARD PARK	11	0	1	1	-2	2	0	0	0	0	10	.0
LW	27	*MIKE LECLERC	1	0	0	0	0	0	0	0	0	0	0	.0
RW	21	*IGOR NIKULIN	1	0	0	0	0	0	0	0	0	0	1	.0
C	12	KEVIN TODD	4	0	0	0	-3	2	0	0	0	0	3	.0
G	35	MIKHAIL SHTALENKOV	4	0	0	0	0	2	0	0	0	0	0	.0
G	31	GUY HEBERT	9	0	0	0	0	0	0	0	0	0	0	.0
D	2	BOBBY DOLLAS	11	0	0	0	-2	4	0	0	0	0	10	.0
C	24	MARK JANSSENS	11	0	0	0	-3	15	0	0	0	0	13	.0
<b>NO. GOALTENDER</b>			<b>GP</b>	<b>MIN</b>	<b>GAA</b>	<b>W-L</b>	<b>EN</b>	<b>SO</b>	<b>GA</b>	<b>SHOTS</b>	<b>SV%</b>	<b>G</b>	<b>A</b>	<b>PIM</b>
31	GUY HEBERT	9	534	2.02	4-4	1	1	18	255	.929	0	0	0	
35	MIKHAIL SHTALENKOV	4	211	2.84	0-3	1	0	10	162	.938	0	0	2	
<b>ANA GOALTENDING TOTALS</b>			<b>11</b>	<b>747</b>	<b>2.41</b>	<b>4-7</b>	<b>2</b>	<b>1</b>	<b>30</b>	<b>419</b>	<b>.928</b>	<b>0</b>	<b>0</b>	<b>2</b>

\* = Rookie



# 1997 PLAYOFF NOTES

## FRANCHISE FIRSTS:

A few of the Mighty Ducks playoff "firsts" from the club's first-ever playoff game on April 16, 1997 vs. Phoenix: 1st Playoff Goal - Teemu Selanne (8:57 of 1st - pp); 1st Assists - J.J. Daigneault & Paul Kariya; 1st Win - Guy Hebert; 1st Penalty - Warren Rychel (x-check)...Guy Hebert recorded the club's first-ever playoff shutout in Game 7 (Apr. 29, 1997), giving Anaheim its first-ever playoff series win.

## PLAYOFF LEAGUE LEADERS:

Paul Kariya ranked T-12th in playoff scoring and T-12th in goals with 7-6=13 pts. Kariya also ranked T-2nd in power play goals with 4; Dmitri Mironov ranked T-3rd among defensemen scoring with 1-10=11 pts. Mironov's 10 assists ranked T-9th in overall assists; J.J. Daigneault ranked T-8th among defensemen scoring with 2-7=9 pts; Teemu Selanne ranked T-12th in goals with 7.

## PLAYING THE EVENTUAL CHAMPS TOUGH:

Anaheim was eliminated from the 1997 Playoffs by the eventual Stanley Cup Champion Detroit Red Wings in the Western Conference Semifinals, 4-0. The Mighty Ducks extended the Red Wings to overtime in three of those contests, including one double overtime game and one triple overtime game. Two of those overtime games came at Detroit. Guy Hebert and Mikhail Shtalenkov combined for a 2.45 GAA and .942 SV%. Only St. Louis had a better GAA (2.18) vs. Detroit in the postseason, while Anaheim was tops in save percentage vs. the Wings. The Mighty Ducks converted 36.4% of their power plays in the series - highest vs. Detroit in the playoffs.

## PLAYOFF SPECIAL TEAMS:

The Ducks finished 10-40 on the power play in the 1997 playoffs (.250)...Anaheim finished the Phoenix series with a 6-29 conversion on the power play (.207), scoring a pp goal in all but two of the seven games...Anaheim was 4-for-11 on the power play vs. Detroit (.364) and recorded a pp goal in eight of its 11 total playoff games... Anaheim gave up only six power play goals in 44 situations in the playoffs (.864)...Anaheim held Phoenix to only three goals in 25 shorthanded situations (.880) in their first round playoff series, including stopping 16-of-17 over the last five games of the series...The Mighty Ducks stopped Detroit on 16-of-19 shorthanded situations in the series (.842) and stopped 32 of the last 36 shorthanded situations in the playoffs (.889).

## PLAYOFF OVERTIME:

Anaheim finished 1-3 in overtime playoff games, including a 3-2 win @ Phoenix in Game Six on Apr. 27, 1997 (Paul Kariya)...the Mighty Ducks' 2-1 overtime loss on May 2, 1997 @ Detroit marked the club's first OT loss since Dec. 17, 1995 vs. Toronto, a span of 26 OT games without a loss, including playoffs (8-0-18 in that streak). That game also represented Anaheim's first-ever road overtime loss (Ducks were 8-0-15 all-time in road overtime games prior to Game One's 2-1 loss @ Detroit on May 2).



# 1997 PLAYOFF NOTES

The Mighty Ducks became just the seventh team in NHL history to win its inaugural playoff series, defeating the Coyotes, four games to three. Anaheim came back from a 3-2 deficit in the series, becoming only the 29th of 82 teams (35.4%) to win a series after being down 3-2 since 1968...Anaheim jumped out to a 2-0 series lead, winning the first two games at the Arrowhead Pond by identical 4-2 scores. Teemu Selanne (3-2=5) and J.J. Daigneault (3-2=5) led the Ducks' attack, helping Anaheim to a two-game lead in the series...Phoenix won the next two games at America West Arena to even the series at 2-2. The series shifted back to Anaheim for Game Five where Phoenix won its third-straight game to take a 3-2 series lead...In Game Six, the Mighty Ducks defeated Phoenix at America West Arena, 3-2, in overtime to even the series at 3-3. Paul Kariya scored two goals, including the game-winner in OT...The Mighty Ducks won their first-ever playoff series, defeating Phoenix, 3-0, in Game Seven. David Karpa scored the series-winning goal early in the first period of Game Seven. Guy Hebert stopped all 31 shots faced to earn his first career playoff shutout...Paul Kariya finished as the leading scorer in the series (5-4=9). Teemu Selanne (5-3=8), Dmitri Mironov (1-6=7), and J.J. Daigneault (2-5=7) finished among the top scorers versus Phoenix. Cliff Ronning (0-7=7), Keith Tkachuk (6-0=6), Teppo Numminen (3-3=6), and Jeremy Roenick (2-4=6) led Phoenix scorers in the series.

## **GAME ONE @ ANAHEIM (APRIL 16), ANAHEIM 4, PHOENIX 2:**

The first playoff game in Mighty Ducks history saw Anaheim take a 1-0 lead in their best-of-seven series vs. Phoenix, defeating the Coyotes at the Arrowhead Pond. Teemu Selanne and Paul Kariya each netted first period goals to give Anaheim a 2-0 lead. Jeremy Roenick cut the deficit in half with his 36th career playoff goal early in the second period. Anaheim and Phoenix traded goals later in the period as Selanne scored his second goal of the game and Keith Tkachuk scored on the powerplay for the Coyotes. Kariya scored his second goal of the game (empty net) at the 19:13 mark of the third period to put the game away for the Ducks. Selanne (2-1=3), Kariya (2-1=3) and J.J. Daigneault (0-2=2) each finished with multiple-points for Anaheim, while Cliff Ronning and Teppo Numminen chipped in two assists a-piece for Phoenix. The game was broadcast nationally on ESPN.

## **GAME TWO @ ANAHEIM (APRIL 18), ANAHEIM 4, PHOENIX 2:**

The Mighty Ducks defeated Phoenix to take a 2-0 advantage in the best-of-seven series. J.J. Daigneault was the offensive star for the Ducks, earning his second-straight multiple-point game (2-1=3). Daigneault's second goal of the contest (13:26 of the third period) turned out to be the game-winner, giving Anaheim a 3-2 lead. Teemu Selanne scored an empty net goal with seven seconds remaining to give the Ducks the 4-2 victory. Selanne earned his second-straight multiple-point game of the playoffs (1-1=2), giving him five points (3-2=5) in two games, tying Daigneault (2-3=5) as the leading scorers in the series. Dmitri Mironov also recorded multiple-points (1-1=2) for Anaheim. Guy Hebert stopped 36-of-38 shots to earn the win.

## **GAME THREE @ PHOENIX (APRIL 20), PHOENIX 4, ANAHEIM 1:**

The Coyotes cut Anaheim's lead in half, winning the first game back at America West Arena. Phoenix scored the first three goals of the game before Paul Kariya scored on the power play, cutting the deficit to 3-1 after one period. The game remained 3-1 until late in the third period when Mike Gartner put the game away with his first goal of the series. J.J. Daigneault earned his sixth point in the series, assisting on Kariya's goal. Darrin Shannon led the Phoenix attack, scoring his first two goals of the playoffs and Cliff Ronning recorded three assists, giving him 0-6=6 points in the series.

## **GAME FOUR @ PHOENIX (APRIL 22), PHOENIX 2, ANAHEIM 0:**

The series is tied, 2-2, after Anaheim was shutout by the Coyotes at America West Arena. The Mighty Ducks had an apparent third period goal by Steve Rucchin disallowed after video replay found an Anaheim skater in the crease. The game remained scoreless until the 12:45 mark of the third period when Bob Corkum gave Phoenix the lead. Teppo Numminen added an empty net goal to give the Coyotes a 2-0 win. Guy Hebert stopped 23-of-24 shots faced, taking the loss.

# 1997 PLAYOFF NOTES

## **GAME FIVE @ ANAHEIM (APRIL 24), PHOENIX 5, ANAHEIM 2:**

The Mighty Ducks fell to the Coyotes, at the Arrowhead Pond to trail the best-of-seven series, 3-2. Phoenix took a 1-0 lead late in the first period on Keith Tkachuk's fourth goal of the series. Anaheim tied the score at the 17:37 mark of the first period when Teemu Selanne netted his fourth goal of the playoffs. Selanne's goal ended a drought in which the Mighty Ducks had not scored in 118:48 (previous Anaheim goal was by Paul Kariya at the 18:49 mark of the first period in Game Three). The Coyotes scored the next two goals before Selanne earned his second goal of the game to cut the deficit to 3-2. Bob Corkum scored his second goal of the series and Keith Tkachuk added an empty net goal to give Phoenix the 5-2 decision. Guy Hebert stopped 19-of-23 shots, taking the loss.

## **GAME SIX @ PHOENIX (APRIL 27), ANAHEIM 3, PHOENIX 2 (OT):**

The Mighty Ducks defeated Phoenix in overtime to even the series at 3-3. Paul Kariya scored his fourth goal of the playoffs and Brian Bellows added his first of the series to give Anaheim a 2-0 lead after two periods. Darrin Shannon scored midway through the third period to cut the Ducks' lead to 2-1, followed by Keith Tkachuk's sixth goal of the playoffs tying the score at 2-2 and sending the game into overtime. In the extra period, Teemu Selanne lofted a long, high pass that Kariya controlled and fired past Nikolai Khabibulin at the 7:29 mark of overtime to give Anaheim the 3-2 victory. Dmitri Mironov added two assists for the Mighty Ducks and Steve Rucchin earned his first-ever playoff point, assisting on Kariya's game-winner.

## **GAME SEVEN @ ANAHEIM (APRIL 29), ANAHEIM 3, PHOENIX 0:**

Guy Hebert stopped all 31 shots he faced in earning his first-ever playoff shutout. David Karpa scored the series-winning goal just 3:11 into the game while Steve Rucchin and Joe Sacco added goals in the second period to lead the Ducks' offense. All three scores marked each player's first goals of the playoffs. Karpa finished the game with 1-1=2 points in a game that saw only three penalties called. Anaheim became only the seventh team in NHL history to win its first-ever playoff series.



**Paul Kariya celebrates his OT game-winning goal in Game Six**

# 1997 PLAYOFF NOTES

After defeating Phoenix in the first round, Anaheim was matched up with the number three seed in the West, the Detroit Red Wings. The Mighty Ducks had defeated the Red Wings, 3-0-1, in the regular season series. The playoff series between the two would have a different result, with Detroit winning the first four games, eliminating Anaheim from the 1997 Stanley Cup Playoffs. Though Detroit officially earned a sweep in the series, it was a lot closer than the numbers would indicate. Three of the games went into overtime, including one that went into double overtime and one that went into triple overtime. The goaltenders were the stars of the series, with Guy Hebert, Mikhail Shtalenkov and Mike Vernon combining for 333 total saves on 354 total shots (.941 SV%). Paul Kariya (2-2=4) and Dmitri Mironov (0-4=4) led Anaheim in scoring for the playoff series while Sergei Fedorov (2-3=5), Vyacheslav Kozlov (3-1=4), and Vladimir Konstantinov (0-4=4) led Detroit in scoring.

## **GAME ONE @ DETROIT (MAY 2), DETROIT 2, ANAHEIM 1 (OT):**

The Mighty Ducks were defeated by Detroit in Game One at Joe Louis Arena, giving the Red Wings a 1-0 lead in the best-of-seven series. The game was scoreless until the 19:00 mark of the second period, when Paul Kariya scored his sixth goal of the playoffs to give Anaheim a 1-0 lead. Detroit evened the score midway through the third period, with Sergei Fedorov scoring his first goal of the post-season, sending the game into overtime. Fedorov's goal was Detroit's first goal vs. Anaheim since March 12 at the Arrowhead Pond, snapping the Mighty Ducks' shutout streak vs. the Red Wings at 145:13. The goal was also the first allowed by Hebert in the playoffs since Game 6 of the Quarterfinals @ Phoenix (a span of 120:46). In the extra period, Martin Lapointe scored on a two-on-one break just 59 seconds into overtime to give the Red Wings the 2-1 win. Guy Hebert stopped 28-of-30 shots, taking the loss.

## **GAME TWO @ DETROIT (MAY 4), DETROIT 3, ANAHEIM 2 (3 OT):**

The Mighty Ducks played the longest game in team history (since surpassed), going into three overtime periods before dropping a 3-2 decision to the Red Wings. Vyacheslav Kozlov scored a power play goal at the 1:31 mark of the third overtime to give Detroit the win. There were 101:31 minutes of hockey played in the game that began at 2:08 p.m. and ended at 7:39 p.m. The two clubs combined for 122 shots (Wings - 71, Ducks - 51), the third-most shots by two teams in NHL playoff history. Detroit's 71 shots rank third all-time for one team. These rankings are since 1963 - the earliest year Elias Sports Bureau can research the stat. Kozlov's power play goal marked Detroit's first goal with a man-advantage vs. Anaheim this season (the Ducks had stopped all 22 Wings power plays faced this season before Kozlov's score). Mikhail Shtalenkov stopped 38-of-40 shots in relief of Guy Hebert, who left the game due to injury (Shtalenkov entered the game at the 7:02 mark of the third period). Jari Kurri scored his first goal of the playoffs while Teemu Selanne added his sixth of the post-season with just 3:07 left in regulation to send the game into overtime.

## **GAME THREE @ ANAHEIM (MAY 6), DETROIT 5, ANAHEIM 3:**

The Red Wings came back from deficits of 2-0 and 3-1 to take a 5-3 win in Game Three at the Arrowhead Pond. Anaheim took an early 2-0 lead on power play goals from Paul Kariya and Teemu Selanne in the first period. Ted Drury scored early in the second to give Anaheim a 3-1 lead, but the Red Wings scored two goals to knot the score at three entering the third period. Detroit outshot Anaheim, 23-6, in the second period and 49-23 in the game. Sergei Fedorov and Vyacheslav Kozlov scored two goals just 24 seconds apart at the beginning of the third to give the Wings their third win of the series. Kariya (1-1=2) and J.J. Daigneault (0-2=2) had multiple-point games for the Mighty Ducks. Mikhail Shtalenkov, starting in place of injured Guy Hebert, stopped 44-of-49 shots in the loss (career-highs in both saves and shots until Game Four).

## **GAME FOUR @ ANAHEIM (MAY 8), DETROIT 3, ANAHEIM 2 (2 OT):**

The Red Wings defeated the Mighty Ducks, 3-2 in double overtime, to sweep the best-of-seven series, 4-0. Joe Sacco and Brian Bellows each scored their first goals of the series to give Anaheim a 2-1 lead after two periods. Nicklas Lidstrom scored for Detroit at the 9:09 mark of the third period, sending the game into overtime. After a scoreless first overtime, Brendan Shanahan scored the game-winner for the Red Wings at the 17:05 mark of the second overtime, sending Detroit to the Western Conference Finals for the third-straight season. Paul Kariya picked up an assist, giving him 2-2=4 points in the series and 7-6=13 points in the playoffs to lead the Mighty Ducks. Dmitri Mironov assisted on Brian Bellows' goal, finishing second on the club with 1-10=11 points. Ken Baumgartner assisted on Sacco's goal, earning his first point of the post-season. Mikhail Shtalenkov stopped 70-of-73 shots in the loss. The 70 saves rank tied-for-second for saves in one NHL playoff game (record is 73) while Detroit's 73 shots rank second all-time for one NHL playoff game (record is 75). These rankings are since 1963 - the earliest year Elias Sports Bureau can research the stat. Over the final three games of the series, Shtalenkov faced 162 shots (54 shots per game), stopping 152 (.938 SV%).

# ALL-TIME PLAYOFF GAME-BY-GAME

## 2011 ANAHEIM DUCKS PLAYOFF GAME-BY-GAME

Date	Team	W/L/OT	Record	GF-GA	Scorers	W Goal	PP	PK	SF-SA	W - L Gtldr	Attend.
04/13/2011	VS. NASHVILLE	L	00-01	1-4	8P	26	1-5	1-5	28-30	35-38	17,174
04/15/2011	VS. NASHVILLE	W	01-01	5-3	10P,8P,9,15,9	15	2-5	2-6	28-34	29-35	17,174
04/17/2011	@ NASHVILLE	L	01-02	3-4	8P,8,39	12	1-2	1-5	16-37	35-29	17,113
04/20/2011	@ NASHVILLE	W	02-02	6-3	4P,11,8P,10S,15,64	10	2-6	1-5	38-22	29-35	17,113
04/22/2011	VS. NASHVILLE	L*	02-03	3-4	33P,9,33	25	1-2	0-2	26-37	35-29	17,385
04/24/2011	@ NASHVILLE	L	02-04	2-4	8,33P	13	1-2	1-4	27-30	35-29	17,113

## 2009 ANAHEIM DUCKS PLAYOFF GAME-BY-GAME

Date	Team	W/L/OT	Record	GF-GA	Scorers	W Goal	PP	PK	SF-SA	W - L Gtldr	Attend.
04/16/2009	@ SAN JOSE	W	01-00	2-0	27P,15	27	1-4	0-6	17-35	1-20	17,496
04/19/2009	@ SAN JOSE	W	02-00	3-2	9P,48,18	18	1-2	0-6	26-44	1-20	17,496
04/21/2009	SAN JOSE	L	02-01	3-4	9P,34,25	12	1-4	2-3	30-35	20-1	16,277
04/23/2009	SAN JOSE	W	03-01	4-0	9,9,10,18	9	0-4	0-2	26-31	1-20	16,830
04/25/2009	@ SAN JOSE	L*	03-02	2-3	20,10	12	0-3	1-3	25-48	20-1	17,496
04/27/2009	SAN JOSE	W	04-02	4-1	10P,8P,23,15	8	2-5	1-4	32-37	1-20	17,174
05/01/2009	@ DETROIT	L	04-03	2-3	10,8P	5	1-3	2-6	24-37	30-1	20,066
05/03/2009	@ DETROIT	W*	05-03	4-3	15,25P,20P,22	22	2-4	1-3	46-62	1-30	20,066
05/05/2009	DETROIT	W	06-03	2-1	8,27P	27	1-4	1-5	23-46	1-30	17,174
05/07/2009	DETROIT	L	06-04	3-6	10,10,27P	81	1-3	1-5	28-40	30-1	17,601
05/10/2009	@ DETROIT	L	06-05	1-4	19P	26	1-3	0-3	17-38	30-1	20,066
05/12/2009	DETROIT	W	07-05	2-1	15P,10	10	1-5	1-4	28-39	1-30	17,174
05/14/2009	@ DETROIT	L	07-06	3-4	8,10P,9	11	1-5	1-5	27-40	20-1	20,066

## 2008 ANAHEIM DUCKS PLAYOFF GAME-BY-GAME

Date	Team	W/L/OT	Record	GF-GA	Scorers	W Goal	PP	PK	SF-SA	W - L Gtldr	Attend.
04/10/2008	DALLAS	L	00-01	0-4	-	29	0-3	4-7	23-37	35-35	17191+
04/12/2008	DALLAS	L	00-02	2-5	8P,32	9	1-6	2-6	22-30	35-35	17181+
04/15/2008	@ DALLAS	W	01-02	4-2	22,15,25P,25P	25	2-4	2-7	15-33	35-35	18532
04/17/2008	@ DALLAS	L	01-03	1-3	11	14	0-5	0-6	28-20	28-20	18532
04/18/2008	DALLAS	W	02-03	5-2	10,15P,8P,21,22	8	2-3	0-7	32-42	35-35	17199+
04/20/2008	@ DALLAS	L	02-04	1-4	10	14	0-3	2-5	18-26	35-35	1853



# ALL-TIME PLAYOFF GAME-BY-GAME

## 2007 ANAHEIM DUCKS PLAYOFF GAME-BY-GAME

Date	Team	W-L	Record	GF- GA	Scorers	W Goal	PP	PK	SF- SA	W - L GltDr	Attend.
04/11/2007	MINNESOTA	W	01-00	2-1	8,17	17	0-3	0-4	34-25	30-32	17180+
04/13/2007	MINNESOTA	W	02-00	3-2	23P,23P,15S	15	2-4	0-6	25-32	30-32	17324+
04/15/2007	@ MINNESOTA	W	03-00	2-1	19P,44	44	1-4	1-5	19-20	30-32	19224
04/17/2007	@ MINNESOTA	L	03-01	1-4	25P	10	1-4	1-7	29-40	32-30	19174
04/19/2007	MINNESOTA	W	04-01	4-1	25,15P,10,32	15	1-4	0-5	39-27	35-32	17318+
04/25/2007	VANCOUVER	W	05-01	5-1	19P,8,19,15,19P	8	2-9	0-7	37-27	35-1	17250+
04/27/2007	VANCOUVER	L*	05-02	1-2	32	20	0-7	0-5	44-49	1-35	17392+
04/29/2007	@ VANCOUVER	W	06-02	3-2	17,23P,10P	10	2-5	1-8	24-26	35-1	18630
05/01/2007	@ VANCOUVER	W*	07-02	3-2	25,8,32	32	0-8	0-3	30-26	35-1	18630
05/03/2007	VANCOUVER	W*	08-02	2-1	26,27	27	0-7	0-6	63-27	35-1	17407+
05/11/2007	@ DETROIT	L	08-03	1-2	14	96	0-7	2-4	32-19	39-35	19939
05/13/2007	@ DETROIT	W*	09-03	4-3	44,19,32,27	27	0-5	2-7	33-27	35-39	19620
05/15/2007	DETROIT	L	09-04	0-5	-	93	0-4	8-9	29-28	39-35	17358+
05/17/2007	DETROIT	W	10-04	5-3	10,5P,8,15P,44	15	2-5	2-6	23-39	35-39	17375+
05/20/2007	@ DETROIT	W*	11-04	2-1	27P,8	8	1-5	0-7	26-37	35-39	20003
05/22/2007	DETROIT	W	12-04	4-3	44S,10,15P,26	26	1-4	2-7	29-29	35-39	17380+
05/28/2007	OTTAWA	W	13-04	3-2	19,15,32	32	0-4	2-7	32-20	35-1	17274+
05/30/2007	OTTAWA	W	14-04	1-0	26	26	0-4	0-4	31-16	35-1	17258+
06/02/2007	@ OTTAWA	L	14-05	3-5	19P,10,15	37	1-3	1-7	22-29	1-35	20500
06/04/2007	@ OTTAWA	W	15-05	3-2	19,19,17	17	0-3	1-4	21-23	35-1	20500
06/06/2007	OTTAWA	W	16-05	6-2	19P,44,32,23P,32,10	32	2-6	0-3	18-13	35-1	17372+

## 2006 DUCKS PLAYOFF GAME-BY-GAME

Date	Team	W-L	Record	GF- GA	Scorers	W Goal	PP	PK	SF- SA	W - L GltDr	Attend.
04/21/2006	@ CALGARY	L*	00-01	1-2	12	25	0-5	0-5	34-40	34-30	19289
04/23/2006	@ CALGARY	W	01-01	4-3	38,27S,15,26	26	0-6	2-12	20-25	35-34	19289
04/25/2006	CALGARY	L	01-02	2-5	23P,23P	19	2-9	3-7	29-24	34-35	17174+
04/27/2006	CALGARY	W*	02-02	3-2	51,13P,21	21	1-7	0-6	30-27	35-34	17174+
04/29/2006	@ CALGARY	L	02-03	2-3	19P,44P	12	2-6	1-4	28-27	34-35	19289
05/01/2006	CALGARY	W	03-03	2-1	13,27P	27	1-9	0-5	30-22	30-34	16594
05/03/2006	@ CALGARY	W	04-03	3-0	13,24,12	13	0-2	0-4	32-22	30-34	19289
05/05/2006	COLORADO	W	05-03	5-0	26,38,13,15P,32	26	1-5	0-5	34-29	30-60	17174+
05/07/2006	COLORADO	W	06-03	3-0	51P,24,15	51	1-6	0-6	35-22	30-60	17294+
05/09/2006	@ COLORADO	W	07-03	4-3	15,15,15,15	15	0-5	0-8	39-29	30-60	18007
05/11/2006	@ COLORADO	W	08-03	4-1	22,13,76,22	13	0-3	0-5	34-41	30-60	18007
05/19/2006	EDMONTON	L	08-04	1-3	19P	83	1-8	1-5	32-26	35-30	17174+
05/21/2006	EDMONTON	L	08-05	1-3	12	34	0-5	2-3	34-25	35-30	17264+
05/23/2006	@ EDMONTON	L	08-06	4-5	21,13,38,22	34	0-7	2-8	38-22	35-30	16839
05/25/2006	@ EDMONTON	W	09-06	6-3	76,76,51P,24,15,15	24	1-8	1-7	46-23	35-35	16839
05/27/2006	EDMONTON	L	09-07	1-2	23P	14	1-11	0-6	33-25	35-35	17174+

## 2003 DUCKS PLAYOFF GAME-BY-GAME

Date	Team	W-L	Record	GF- GA	Scorers	W Goal	PP	PK	SF- SA	W - L GltDr	Attend.
04/10/2003	@ DETROIT	W*	01-00	2-1	77,9	9	0-4	1-4	44-64	35-31	20058
04/12/2003	@ DETROIT	W	02-00	3-2	23,10,32	32	0-3	0-2	23-36	35-31	20058
04/14/2003	DETROIT	W	03-00	2-1	26,23	23	0-3	1-4	26-37	35-31	17174+
04/16/2003	DETROIT	W*	04-00	3-2	9,10,20	20	0-4	0-4	27-34	35-31	17174+
04/24/2003	@ DALLAS	W*	05-00	4-3	10,44S,20,39	39	0-3	0-3	54-63	35-35	18532
04/26/2003	@ DALLAS	W*	06-00	3-2	77P,44,12	12	1-6	1-2	27-31	35-35	18532
04/28/2003	DALLAS	L	06-01	1-2	20P	26	1-4	1-4	32-32	35-35	17174+
04/30/2003	DALLAS	W	07-01	1-0	12P	12	1-5	0-5	22-28	35-35	17174+
05/03/2003	@ DALLAS	L	07-02	1-4	9	14	0-6	0-2	15-25	35-35	18532
05/05/2003	DALLAS	W	08-02	4-3	32P,23,24,8	8	1-3	1-3	26-29	35-35	17174+
05/10/2003	@ MINNESOTA	W*	09-02	1-0	39	39	0-1	0-5	26-39	35-35	19350



# ALL-TIME PLAYOFF GAME-BY-GAME

05/12/2003	@ MINNESOTA	W	10-02	2-0	34S,44S	34	0-3	0-3	22-24	35-30	19344
05/14/2003	MINNESOTA	W	11-02	4-0	20,9,23,9	20	0-4	0-4	32-35	35-30	17174+
05/16/2003	MINNESOTA	W	12-02	2-1	77P,77P	77	2-3	1-4	28-25	35-30	17174+
05/27/2003	@ NEW JERSEY	L	12-03	0-3	-	12	0-2	0-1	16-30	30-35	19040
05/29/2003	@ NEW JERSEY	L	12-04	0-3	-	26	0-3	1-4	16-25	30-35	19040
05/31/2003	NEW JERSEY	W*	13-04	3-2	11,8,24	24	0-2	0-4	33-31	35-30	17174+
06/02/2003	NEW JERSEY	W*	14-04	1-0	32	32	0-1	0-3	26-26	35-30	17174+
06/05/2003	@ NEW JERSEY	L	14-05	3-6	39,20,26	20	0-1	0-4	23-37	30-35	19040
06/07/2003	NEW JERSEY	W	15-05	5-2	20,20,32P,9,39	32	2-8	1-3	24-28	35-30	17174+
06/09/2003	@ NEW JERSEY	L	15-06	0-3	-	16	0-1	0-2	24-25	30-35	19040

## 1999 DUCKS PLAYOFF GAME-BY-GAME

Date	Team	W-L	Record	GF- GA	Scorers	W Goal	PP	PK	SF - SA	W - L Gtldr	Attend.
04/21/1999	@ DETROIT	L	00-01	3-5	16P,9,8	17	1-5	1-6	29-37	30-35	19983
04/23/1999	@ DETROIT	L	00-02	1-5	8P	14	1-5	3-9	31-36	30-31	19983
04/25/1999	DETROIT	L	00-03	2-4	16P,23P	19	2-6	2-6	24-24	30-31	17,174+
04/27/1999	DETROIT	L	00-04	0-3	-	96	0-4	1-2	31-38	30-31	17,174+

## 1997 DUCKS PLAYOFF GAME-BY-GAME

Date	Team	W-L	Record	GF- GA	Scorers	W Goal	PP	PK	SF - SA	W - L Gtldr	Attend.
04/21/1997	PHOENIX	W	01-00	4-2	8P,9,8,9	8	1-3	1-5	29-31	31-35	17,174+
04/18/1997	PHOENIX	W	02-00	4-2	15P,36P,36,8	36	2-7	1-3	35-38	31-35	17,174+
04/20/1997	@ PHOENIX	L	02-01	1-4	9P	34	1-7	0-6	31-26	35-31	16210
04/22/1997	@ PHOENIX	L	02-02	0-2	-	21	0-4	0-3	32-25	35-31	16210
04/24/1997	PHOENIX	L	02-03	2-5	8,8P	27	1-2	0-2	32-24	35-31	17,174+
04/27/1997	@ PHOENIX	W*	03-03	3-2	9P,23,9	9	1-4	1-5	39-21	35-31	16210
04/29/1997	PHOENIX	W	04-03	3-0	33,20,14	33	0-2	0-1	26-31	35-31	17,174+
05/02/1997	@ DETROIT	L	04-04	1-2	9P	20	1-3	0-5	20-30	29-31	19983
05/04/1997	@ DETROIT	L	04-05	2-3	17,8	13	0-2	1-5	22-34	29-35	19983
05/05/1997	DETROIT	L	04-06	3-5	9P,8P,13	91	2-3	2-5	23-49	29-35	17,174+
05/08/1997	DETROIT	L	04-07	2-3	14,23P	14	1-3	0-4	37-73	29-35	17,174+



# DUCKS PLAYOFF RECORDS

## INDIVIDUAL

### MOST GOALS

Career.....	32	Teemu Selanne, 1996-01 & 2005-11 (77 games)
Playoff Season.....	10	Andy McDonald, 2007 (21 games)
Series.....	6	Joffrey Lupul, 2006 CSF vs. COL (4 games); Teemu Selanne, 2011 CQF vs. NSH (6 games)
Game.....	4	Joffrey Lupul, Game 3 of CSF on May 9, 2006 @ COL
Period.....	2	Seven times: Paul Kariya, second period of Game 3 of WCF, May 14, 2003 vs. MIN; Steve Rucchin, first period of Game 6 of SCF, June 7, 2003 vs. NJ; Joffrey Lupul, second period of Game 3 of CSF, May 9, 2006 @ COL; Andy McDonald (twice) first period of Game 1 of CSF on Apr. 25, 2007 vs. VAN & first period of Game 4 of SCF on June, 4, 2007 @ OTT; Bobby Ryan, second period of Game 4 of CQF, April 23, 2009; Teemu Selanne, second period of Game 3 of CQF, April 17, 2011 vs. NSH

### MOST ASSISTS

Career.....	35	Ryan Getzlaf, 2005-11 (62 games)
Playoff Season.....	14	Ryan Getzlaf, 2009 (13 games)
Series.....	8	Ryan Getzlaf, 2009 CSF vs. DET (7 games)
Game.....	3	Four times: Steve Rucchin, Game 1 of CQF, Apr. 21, 1999 @ DET; Petr Sykora, Game 2 of CSF, Apr. 26, 2003 @ DAL; Dustin Penner, Game 3 of CSF, May 9, 2006 @ COL; Chris Kunitz, Game 1 of CSF, Apr. 25, 2007 vs. VAN
Period.....	3	Chris Kunitz, first period of Game 1 of CSF, Apr. 25, 2007 vs. VAN

### MOST POINTS

Career.....	60	Teemu Selanne (32-28=60), 1996-01 & 2005-11 (77 games)
Playoff Season.....	18	Ryan Getzlaf (4-14=18), 2009 (13 games)
Series.....	10	Two times: Corey Perry (5-5=10), 2009 CSF vs. DET (7 games); Ryan Getzlaf (2-8=10), 2009 CSF vs. DET (7 games)
Game.....	4	Two times: Joffrey Lupul (4-0=4), Game 3 of CSF on May 9, 2006 @ COL; Andy McDonald (3-1=4), Game 1 of CSF on Apr. 25, 2007 vs. VAN
Period.....	3	Three times: Teemu Selanne (1-2=3), second period of Game 1 of CSF, May 5, 2006 vs. COL; Chris Kunitz (0-3=3), first period of Game 1 of CSF, Apr. 25, 2007 vs. VAN; Andy McDonald (2-1=3), first period of Game 1 of CSF, Apr. 25, 2007 vs. VAN

### MOST GAMES

Career.....	77	Teemu Selanne, 1996-01 & 2005-11
Playoff Season.....	21	17 players in 2003 & 11 players in 2007

### MOST SHOTS

Career.....	234	Teemu Selanne, 1996-01 & 2005-11 (77 games)
Playoff Season.....	64	Andy McDonald, 2007 (21 games)
Series.....	40	Paul Kariya, 1997 CQF vs. PHX (7 games)
Game.....	11	Paul Kariya, Game 2 of CSF, May 4, 1997 @ DET
Period.....	5	Three times: last, Andy McDonald, in second period of Game 4 of CQF on Apr. 27, 2006 vs. CGY

### MOST PENALTY MINUTES

Career.....	101	Corey Perry, 2005-11 (54 games)
Playoff Season.....	39	Rob Niedermayer, 2007 (21 games)
Series.....	30	Stu Grimson, 1999 CQF vs. DET (3 games)
Game.....	20	Brad May, Game 4 of CQF, Apr. 17, 2007 @ MIN
Period.....	20	Brad May, third period of Game 4 of CQF, Apr. 17, 2007 @ MIN

# DUCKS PLAYOFF RECORDS

## LONGEST PLAYOFF SCORING STREAKS

Point Streak.....	8 games	Ryan Getzlaf (2-12=14), Apr. 21-May 7, 2009
Goal Streak.....	4 games	Corey Perry (4-1=5), Apr. 23-May 1, 2009; Teemu Selanne (5-0=5), Apr. 13-20, 2011
Assist Streak.....	8 games	Ryan Getzlaf (2-12=14), Apr. 21-May 7, 2009

## MOST MINUTES PLAYED (GOALIES)

Career.....	3167	Jean-Sebastien Giguere, 2003-09 (52 games)
Playoff Season.....	1407	Jean-Sebastien Giguere, 2003 (21 games)
Series.....	442	Jonas Hiller, 2009 CSF vs. DET (7 games)
Game.....	140:48	Jean-Sebastien Giguere, Game 1 of CSF on Apr. 24, 2003 vs. DAL (5 OT)

## MOST SHUTOUTS

Career.....	6	Jean-Sebastien Giguere, 2003-09 (51 games)
Playoff Season.....	5	Jean-Sebastien Giguere, 2003 (21 games)
Series.....	3	Jean-Sebastien Giguere, 2003 WCF vs. MIN (4 games)

## MOST SAVES

Career.....	1363	Jean-Sebastien Giguere, 2003-09 (52 games)
Playoff Season.....	659	Jean-Sebastien Giguere, 2003 (21 games)
Series.....	274	Jonas Hiller, 2009 CSF vs. DET (7 games)
Game.....	70	Mikhail Shtalenkov, Game 4 of CSF, May 8, 1997 vs. DET (2 OT)
Period.....	21	Mikhail Shtalenkov, second period of Game 3 of CSF, May 6, 1997 vs. DET
Overtime.....	20	Jean-Sebastien Giguere, first OT period of Game 1 of CQF, Apr. 10, 2003 @ DET

## MOST SHOTS FACED

Career.....	1473	Jean-Sebastien Giguere, 2003-09 (52 games)
Playoff Season.....	697	Jean-Sebastien Giguere, 2003 (21 games)
Series.....	294	Jonas Hiller, 2009 CSF vs. DET (7 games)
Game.....	73	Mikhail Shtalenkov, Game 4 of CSF, May 8, 1997 vs. DET (2 OT)
Period.....	23	Mikhail Shtalenkov, second period of Game 3 of CSF, May 6, 1997 vs. DET
Overtime.....	20	Jean-Sebastien Giguere, first OT period of Game 1 of CQF, Apr. 10, 2003 @ DET

## LOWEST GOALS-AGAINST AVERAGE

Career.....	1.68	Ilya Bryzgalov, 2006-07 (16 games)
Playoff Season.....	1.46	Ilya Bryzgalov, 2006 (11 games)
Series.....	0.22	Jean-Sebastien Giguere, 2003 WCF vs. MIN (4 games)

## HIGHEST SAVE PERCENTAGE

Career.....	.943	Jonas Hiller, 2009 (13 games)
Playoff Season.....	.945	Jean-Sebastien Giguere, 2003 (21 games)
Series.....	.992	Jean-Sebastien Giguere, 2003 WCF vs. MIN (4 games), stopped 122-of-123 shots

## GOALTENDING STREAKS

Most consecutive games played.....	21	Jean-Sebastien Giguere, Apr. 10, 2003-June 9, 2003
Most consecutive starts.....	21	Jean-Sebastien Giguere, Apr. 10, 2003-June 9, 2003
Most consecutive shutouts.....	3	Two times: Jean-Sebastien Giguere, Game 1 of WCF on May 10, 2003 @ MIN, Game 2 of WCF on May 12, 2003 @ MIN, Game 3 of WCF on May 14, 2003 vs. MIN; Ilya Bryzgalov, Game 7 of CQF on May 3, 2006 vs. CGY, Game 1 of CSF on May 5, 2006 vs. COL, Game 2 of CSF on May 7, 2006 vs. COL
Longest winning streak.....	6 games	Two times: Jean-Sebastien Giguere, Apr. 10, 2003-Apr. 26, 2003; Ilya Bryzgalov, May 1, 2006-May 11, 2006
Longest losing streak.....	3 games	Four times: last, Ilya Bryzgalov, May 19, 2006-May 23, 2006
Longest shutout sequence.....	249:15	Ilya Bryzgalov, Game 7 of CQF on May 3, 2006 vs. CGY through Game 2 of CSF on May 7, 2006 vs. COL, spanning 5 games

# DUCKS PLAYOFF RECORDS

## TEAM

### MOST GOALS

Playoff Season	58	2007 (21 games)
Series	20	2011 CQF vs. NSH (6 games)
Game	6	Three times: Game 4 of WCF, May 25, 2006 @ EDM; Game 5 of SCF, June 6, 2007 vs. OTT; Game 4 of CQF, Apr. 20, 2011 @ NSH
Period	4	Two times: second period of Game 1 of CSF, May 5, 2006 vs. COL; third period of Game 3 of WCF, May 23, 2006 @ EDM

### MOST SHOTS

Playoff Season	698	2007 (21 games)
Series	222	1997 CQF vs. PHX (7 games)
Game	63	Game 5 of CSF, May 3, 2007 vs. VAN
Period	25	First period of Game 4 of WCF, May 25, 2006 @ EDM
Overtime Period	13	First OT period of Game 2 of CSF, May 4, 1997 @ DET

### MOST PENALTY MINUTES

Playoff Season	399	2007 (21 games)
Series	125	2006 CQF vs. CGY (7 games)
Game	54	Game 4 of CQF, Apr. 17, 2007 @ MIN
Period	48	Third period of Game 4 of CQF, Apr. 17, 2007 @ MIN

### FEWEST SHOTS

Playoff Season	115	1999 (4 games)
Series	108	2003 WCF vs. MIN (4 games)
Game	15	Two times: Game 5 of CSF, May 3, 2003 @ DAL; Game 3 of CQF, Apr. 15, 2008 @ DAL
Period	2	Three times: second period of Game 2 of SCF, May 29, 2003 @ NJ; second period of Game 3 of WCF, May 15, 2007 vs. DET; first period of Game 4 of SCF, June 4, 2007 @ OTT
Overtime Period	0	First OT period of Game 1 of CSF, May 2, 1997 @ DET; First OT period of Game 5 of CQF, Apr. 22, 2011 vs NSH

## OPPONENTS INDIVIDUAL PLAYOFF RECORDS

Series	6	Two times: Keith Tkachuk, 1997 CQF vs. PHX (7 games), Johan Franzen, 2009 CSF vs. DET (7 games)
Game	3	Steve Yzerman, Game 1 of CQF on Apr. 21, 1999 @ DET
Period	2	Nine times: last, Marian Hossa, second period of Game 4 of CSF on May 7, 2009 vs. DET

### MOST ASSISTS

Series	7	Two times: Cliff Ronning, 1997 CQF vs. PHX (7 games) Henrik Zetterberg, 2009 CSF vs. DET (7 games)
Game	3	Three times: last, Mikael Samuelsson, Game 6 of WCF on May 22, 2007 vs. DET
Period	3	Mikael Samuelsson, Game 6 of WCF on May 22, 2007 vs. DET

### MOST POINTS

Series	10	Henrik Zetterberg (3-7=10), 2009 CSF vs. DET (7 games)
Game	3	Several times
Period	3	Two times: last, Mikael Samuelsson (0-3=3), third period of Game 6 of WCF on May 22, 2007 vs. DET

# DUCKS PLAYOFF RECORDS

## MOST SHOTS

Series .....	37	Keith Tkachuk, 1997 CQF vs. PHX (7 games)
Game .....	13	Nicklas Lidstrom, Game 4 of CSF, May 8, 1997 vs. DET (2 OT)
Period .....	6	Nicklas Lidstrom, second period of Game 3 of CSF, May 6, 1997 vs. DET

## MOST PENALTY MINUTES

Series .....	29	Dan Hinote, 2006 CSF vs. COL (4 games)
Game .....	27	Dan Hinote, Game 1 of CST, May 5, 2006 vs. COL
Period .....	27	Dan Hinote, third period of Game 1 of CSF, May 5, 2006 vs. COL

## MOST MINUTES PLAYED (GOALIES)

Series .....	459	Chris Osgood, 2007 CSF vs. DET (7 games)
Game .....	140:48	Marty Turco, Game 1 of CSF, Apr. 24, 2003 @ DAL (5 OT)

## MOST SHUTOUTS

Series .....	3	Martin Brodeur, 2003 SCF vs. NJ
--------------	---	---------------------------------

## MOST SAVES

Series .....	207	Nikolai Khabibulin, 1997 CQF vs. PHX (7 games)
Game .....	56	Roberto Luongo, Game 5 of CSF, May 3, 2007 vs. VAN (2 OT)
Period .....	22	Dwayne Roloson, first period of Game 4 of WCF, May 25, 2006 @ EDM
Overtime Period .....	13	Mike Vernon, first OT period of Game 2 of CSF, May 4, 1997

## MOST SHOTS FACED

Series .....	222	Nikolai Khabibulin, 1997 CQF vs. PHX (7 games)
Game .....	58	Roberto Luongo, Game 5 of CSF, May 3, 2007 vs. VAN (2 OT)
Period .....	25	Dwayne Roloson, first period of Game 4 of WCF, May 25, 2006 @ EDM
Overtime Period .....	13	Mike Vernon, first OT period of Game 2 of CSF, May 4, 1997

## LOWEST GOALS-AGAINST AVERAGE

Series .....	1.37	Manny Fernandez, 2003 WCF vs. MIN (3 games)
--------------	------	---

## OPPONENTS TEAM RECORDS

### MOST GOALS

Series .....	22	2009 CSF vs. DET (7 games); 2011 CQF vs. NSH (6 games)
Game .....	6	Two times: Game 5 of SCF, June 5, 2003 @ NJ; Game 4 of CSF, May 7, 2009 vs. DET
Period .....	4	Three times: first period of Game 2 of CQF, Apr. 23, 1999 @ DET; third period of Game 3 of WCF, May 23, 2006 @ EDM; third period of Game 6 of CQF, Apr. 20, 2008 @ DAL

### MOST SHOTS

Series .....	294	2009 CSF vs. DET (7 games)
Game .....	73	Game 4 of CSF, May 8, 1997 vs. DET (2 OT)
Period .....	23	Second period of Game 3 of CSF, May 6, 1997 vs. DET
Overtime Period .....	20	First OT period of Game 1 of CQF, Apr. 10, 2003 @ DET

### MOST PENALTY MINUTES

Series .....	127	2006 CQF vs. CGY (7 games)
Game .....	52	Game 1 of CSF, May 5, 2006 vs. COL
Period .....	27	Third period of Game 1 of CSF, May 5, 2006 vs. COL



# DUCKS PLAYOFF RECORDS

## FEWEST SHOTS

Series .....	101	2007 SCF vs. OTT (5 games)
Game .....	13	Game 5 of SCF, June 6, 2007 vs. OTT
Period .....	3	Five times: last, third period of Game 4 of CQF, Apr. 20, 2011 @ NSH
Overtime Period .....	0	Three times: Game 4 of CQF, Apr. 27, 2006 vs. CGY; Game 4 of CSF, May 1, 2007 @ VAN; Game 2 of CSF, May 3, 2009 @ DET (3OT)

## TWO-TEAM SINGLE-GAME HIGHS & LOWS

### MOST GOALS

Game .....	9	Five times: Game 5 of SCF, ANA (3) @ NJ (6), June 5, 2003; Game 3 of WCF, ANA (4) @ EDM (5), May 23, 2006; Game 4 of WCF, ANA (6) @ EDM (3), May 25, 2006; Game 4 of CSF, DET (6) @ ANA (3), May 7, 2009; Game 4 of CQF, ANA (6) @ NSH (3), Apr. 20, 2011
Period .....	8	Third period of Game 4 of WCF, ANA (4) @ EDM (4), May 23, 2006

### MOST SHOTS

Game .....	122	Game 2 of CSF, ANA (51) vs. DET (71), May 4, 1997 (3 OT)
Period .....	33	Three times: second period of Game 5 of CQF, ANA (22) vs. MIN (11), Apr. 19, 2007; second period of Game 2 of CSF, ANA (17) vs. VAN (16), Apr. 27, 2007; second period of Game 4 of CSF, DET (20) vs. ANA (13), May 7, 2009
Overtime Period .....	26	Two times: first and second periods of Game 2 of CSF, May 4, 1997 @ DET

### MOST PENALTY MINUTES

Game .....	90	Game 3 of CQF, ANA (45) @ PHX (45), Apr. 20, 1997
Period .....	62	Third period of Game 4 of CQF, ANA (48) @ MIN (14), Apr. 17, 2007

## FEWEST GOALS

Game .....	1	Four times: Game 4 of CSF, ANA (1) vs. DAL (0), Apr. 30, 2003; Game 1 of WCF, ANA (1) @ MIN (0), May 10, 2003 (2 OT); Game 4 of SCF, ANA (1) vs. NJ (0), June 2, 2003 (OT); Game 2 of SCF, ANA (1) vs. OTT (0), May 30, 2007
------------	---	--

## FEWEST SHOTS

Game .....	31	Game 5 of SCF, ANA (18) vs. OTT (13), June 6, 2007
Period .....	8	Two times: second period of Game 2 of SCF, ANA (2) @ NJ (6), May 29, 2003; first period of Game 5 of SCF, ANA (5) vs. OTT (3), June 6, 2007
Overtime Period .....	1	Three times: first OT period of Game 2 of CSF, ANA (0) @ DET (1), May 2, 1997; fifth OT period of Game 1 of CSF, ANA (1) @ DAL (0), Apr. 24, 2003; first OT period in Game 2 of CSF, ANA (1) @ DAL (0), Apr. 26, 2003; first OT period of Game 4 of CQF, ANA (3) vs. CGY (2), Apr. 27, 2006

## FEWEST POWER PLAY OPPORTUNITIES

Game .....	3	Three times: Game 7 of CQF, ANA (0-2) vs. PHX (0-1), Apr. 29, 1997; Game 1 of SCF, ANA (0-2) @ NJ (1-1), May 27, 2003; Game 7 of SCF, ANA (0-1) @ NJ (0-2), June 9, 2003
------------	---	--

## FEWEST PENALTY MINUTES

Game .....	6	Three times: Game 7 of CQF, ANA (2) vs. PHX (4), Apr. 29, 1997; Game 1 of SCF, ANA (2) @ NJ (4), May 27, 2003; Game 7 of SCF, ANA (4) @ NJ (2), June 9, 2003
------------	---	--



**NHL**



# BOSTON BRUINS



TD Garden  
100 Legends Way  
Boston, MA 02114  
TEL: (617) 624-2327 • FAX: (617) 523-7184  
bostonbruins.com

## DIRECTORY

General Manager	Peter Chiarelli
Head Coach	Claude Julien
Assistant Coach	Doug Houda
Assistant Coach	Geoff Ward
Assistant Coach	Doug Jarvis
Goaltending Coach	Bob Essensa
Director of Communications	Matthew Chmura



CLAUDE JULIEN

## ALL-TIME SERIES NOTES

### Hat Tricks

Paul Kariya - Oct. 31, 2002 at Boston (3-1=4)

### Penalty Shots

Cam Neely vs. Ron Tugnutt - Oct. 15, 1993 at Anaheim (no goal)

### Overtime Games

Oct. 15, 1993	1-1 tie at Anaheim	(J. Juneau-GT goal)
Feb. 21, 1996	4-3 win at Anaheim	(A. Hicks-GW goal)
Oct. 11, 2000	3-2 loss at Anaheim	(J. Thornton-GW goal)
Oct. 17, 2001	2-2 tie at Anaheim	(M. Lapointe-GT goal)
Oct. 19, 2003	4-3 loss at Anaheim	(S. Samsanov-GW goal)
Jan. 16, 2006	4-3 loss at Boston	(P. Bergeron-GW goal)

## ALL-TIME SERIES SUMMARY

Season	Series Results	GF	GA	SF	SA	Power Play	Penalty Killing
1993-94	0-1-1 (0-0-1 in ANA)	4 (2.0)	6 (3.0)	35 (17.5)	79 (39.5)	0-9 (0.0)	8-9 (88.8)
1994-95	Did not play - NHL work stoppage						
1995-96	1-1-0 (1-0-0 in ANA)	6 (3.0)	10 (5.0)	51 (25.5)	67 (33.5)	0-6 (0.0)	5-6 (83.3)
1996-97	1-1-0 (0-1-0 in ANA)	6 (3.0)	7 (3.5)	52 (26.0)	75 (37.5)	1-7 (14.2)	9-9 (100.0)
1997-98	1-1-0 (0-1-0 in ANA)	3 (1.5)	3 (1.5)	49 (24.5)	60 (30.0)	1-6 (16.6)	10-10 (100.0)
1998-99	1-1-0 (1-0-0 in ANA)	4 (2.0)	2 (1.0)	60 (30.0)	52 (26.0)	3-7 (42.9)	7-8 (87.5)
1999-00	1-1-0-0 (0-1-0-0 in ANA)	6 (3.0)	5 (2.5)	56 (28.0)	50 (25.0)	2-7 (28.6)	9-10 (90.0)
2000-01	0-0-0-1 (0-0-0-1 in ANA)	2 (3.0)	3 (2.0)	30 (30.0)	28 (28.0)	1-7 (14.3)	5-8 (62.5)
2001-02	0-1-1-0 (0-0-1-0 in ANA)	4 (2.0)	6 (3.0)	54 (27.0)	78 (39.0)	1-12 (83.3)	4-6 (66.7)
2002-03	1-0-0-0 (0-0-0-0 in ANA)	4 (4.0)	1 (1.0)	23 (23.0)	27 (27.0)	2-6 (33.3)	7-7 (100.0)
2003-04	0-0-0-1 (0-0-0-1 in ANA)	3 (3.0)	4 (4.0)	29 (29.0)	30 (30.0)	2-3 (66.6)	0-1 (0.0)
2005-06	0-0-1 (0-0-0 in ANA)	3 (3.0)	4 (4.0)	28(28.0)	24 (24.0)	2-9 (22.2)	4-4 (100.0)
2006-07	Did not play						
2007-08	1-0-0 (1-0-0 in ANA)	2 (2.0)	1 (1.0)	30 (30.0)	19 (19.0)	0-2 (0.0)	6-7 (85.7)
2008-09	0-1-0 (0-0-0 in ANA)	0 (0.0)	6 (6.0)	35 (35.0)	27 (27.0)	0-3 (0.0)	2-4 (50.0)
2009-10	2-0-0 (1-0-0 in ANA)	10 (5.0)	4 (2.0)	62 (31.0)	64 (32.0)	3-6 (50.0)	8-8 (100.0)
2010-11	1-0-0 (0-0-0 in ANA)	3 (3.0)	0 (0.0)	25 (25.0)	45 (45.0)	0-1 (0.0)	2-2 (100.0)
<b>Totals</b>	<b>10-8-5 (4-3-4 in ANA)</b>	<b>60 (2.6)</b>	<b>62 (2.7)</b>	<b>619 (26.9)</b>	<b>725 (31.5)</b>	<b>18-91 (19.8)</b>	<b>86-99 (86.9)</b>

## ALL-TIME SERIES FAST FACTS

	Overall	@ Anaheim	@ Boston
<b>All-Time Series:</b>	10-8-5	4-3-4	6-5-1
<b>Current Streak:</b>	Three Anaheim wins	Two Anaheim wins	Two Anaheim wins
<b>Last Win by Anaheim:</b>	Dec. 20, 2010 (3-0)	Jan. 13, 2010 (4-3)	Dec. 20, 2010 (3-0)
<b>Last Win by Boston:</b>	Feb. 26, 2009 (6-0)	Oct. 19, 2003 (4-3 OT)	Feb. 26, 2009 (6-0)
<b>Last 10 games:</b>	5-2-3	4-3-3	6-3-1
<b>Overtime Record:</b>	1-0-5	1-0-4	0-0-1
<b>Longest Winning Streak:</b>	Three games Oct. 8, 2009-present	Two games Oct. 10, 2007-present	Two games, two times Last: Oct. 8, 2009-present
<b>Longest Losing Streak:</b>	Two games, three times Last: Oct. 19, 2003-Jan. 16, 2006	Two games Oct. 20, 1996-Oct. 13, 1997	Two games, two times Last: Jan. 16, 2006-Feb. 26, 2009
<b>Last Shutout by Anaheim:</b>	Dec. 20, 2010 (3-0)	Oct. 21, 1998 (3-0)	Dec. 20, 2010 (3-0)
<b>Last Shutout by Boston:</b>	Feb. 26, 2009 (6-0)	Oct. 13, 1997 (3-0)	Feb. 26, 2009 (6-0)
<b>Biggest Anaheim win:</b>	Oct. 8, 2009 (6-1)	Two wins by three goals Oct. 30, 1997 (3-0)	Oct. 8, 2009 (6-1)
<b>Biggest Boston win:</b>	Feb. 26, 2009 (6-0)		Feb. 26, 2009 (6-0)

# BUFFALO SABRES



HSBC Arena  
One Seymour H. Knox III Plaza  
Buffalo, NY 14203

TEL: (716) 855-4100 • FAX: (716) 855-4110  
sabres.com

## DIRECTORY

General Manager ..... Darcy Regier  
Head Coach ..... Lindy Ruff  
Assistant Coach ..... James Patrick  
Assistant Coach ..... Kevyn Adams  
Goaltender Coach ..... Jim Corsi  
Director of Public Relations ..... Mike Gilbert



LINDY RUFF

## ALL-TIME SERIES NOTES

### Hat Tricks

Paul Kariya - Jan. 10, 1997 at Anaheim (3-1=4)  
Teemu Selanne - Jan. 1, 1999 at Buffalo (3-2=5)  
Curtis Brown - Dec. 4, 2002 at Buffalo (3-0=3)

### Penalty Shots

Thomas Vanek vs. J.S. Giguere - Dec. 8, 2005 at Buffalo (goal)

### Overtime Games

Mar. 8, 1996	3-2 win at Anaheim	(P. Kariya-GW goal)
Dec. 6, 1996	1-1 tie at Buffalo	(D. Plante-GT goal)
Jan. 6, 1999	3-2 loss at Anaheim	(M. Peca-GW goal)
Feb. 1, 2000	2-2 tie at Buffalo	(S. Rucchin-GT goal)
Oct. 20, 2000	2-2 tie at Buffalo	(C. Gratton-GT goal)
Dec. 8, 2005	3-2 loss at Buffalo	(M. Afinogenov-GW goal)

## ALL-TIME SERIES SUMMARY

Season	Series Results	GF	GA	SF	SA	Power Play	Penalty Killing
1993-94	0-2-0 (0-1-0 in ANA)	2 (1.0)	7 (3.5)	45 (22.5)	41 (20.5)	1-7 (14.3)	11-12 (91.7)
1994-95	Did not play - NHL work stoppage						
1995-96	2-0-0 (1-0-0 in ANA)	7 (3.5)	3 (1.5)	81 (40.5)	62 (31.0)	3-12 (25.0)	13-13 (100.0)
1996-97	1-0-1 (1-0-0 in ANA)	6 (3.0)	3 (1.5)	92 (46.0)	44 (22.0)	1-10 (10.0)	10-12 (83.3)
1997-98	0-2-0 (0-1-0 in ANA)	2 (1.0)	7 (3.5)	61 (30.5)	54 (27.0)	0-7 (0.0)	8-10 (80.0)
1998-99	1-1-0 (0-1-0 in ANA)	9 (4.5)	5 (2.5)	56 (28.0)	52 (26.0)	2-6 (33.3)	7-9 (77.8)
1999-00	0-1-1-0 (0-1-0-0 in ANA)	2 (1.0)	7 (3.5)	48 (24.0)	72 (36.0)	2-9 (22.2)	8-9 (88.9)
2000-01	0-1-1-0 (0-1-0-0 in ANA)	2 (1.0)	6 (3.0)	40 (20.0)	62 (31.0)	0-5 (0.0)	8-8 (100.0)
2001-02	0-1-0-0 (0-1-0-0 in ANA)	1 (1.0)	3 (3.0)	17 (17.0)	18 (18.0)	1-4 (25.0)	3-4 (75.0)
2002-03	0-1-0-0 (0-0-0-0 in ANA)	0 (0.0)	4 (4.0)	22 (22.0)	36 (36.0)	0-5 (0.0)	4-5 (80.0)
2003-04	0-2-0-0 (0-1-0-0 in ANA)	4 (2.0)	10 (5.0)	62 (31.0)	70 (35.0)	2-5 (40.0)	4-6 (66.6)
2005-06	0-0-1 (0-0-0 in ANA)	2 (2.0)	3 (3.0)	30 (30.0)	31 (31.0)	0-4 (0.0)	1-2 (50.0)
2006-07	Did not play						
2007-08	1-0-0 (1-0-0 in ANA)	4 (4.0)	1 (1.0)	33 (33.0)	23 (23.0)	2-3 (66.7)	4-4 (100.0)
2008-09	2-0-0 (1-0-0 in ANA)	6 (3.0)	4 (2.0)	59 (29.5)	59 (29.5)	2-6 (33.3)	5-6 (83.3)
2009-10	1-0-0 (1-0-0 in ANA)	5 (5.0)	4 (4.0)	30 (30.0)	45 (45.0)	1-3 (33.3)	3-4 (75.0)
2010-11	0-1-0 (0-0-0 in ANA)	2 (2.0)	5 (5.0)	23 (23.0)	42 (42.0)	2-4 (50.0)	3-5 (60.0)
<b>Totals</b>	<b>8-11-4 (5-7-0 in ANA)</b>	<b>54 (2.3)</b>	<b>72 (3.1)</b>	<b>699 (30.1)</b>	<b>711 (30.9)</b>	<b>19-90 (21.1)</b>	<b>92-109 (84.4)</b>

## ALL-TIME SERIES FAST FACTS

	Overall	@ Anaheim	@ Buffalo
<b>All-Time Series:</b>	8-12-4	5-7-0	3-5-4
<b>Current Streak:</b>	One Buffalo win	Three Anaheim wins	One Buffalo win
<b>Last Win by Anaheim:</b>	Jan. 19, 2010 (5-4)	Jan. 19, 2010 (5-4)	Feb. 24, 2009 (3-2)
<b>Last Win by Buffalo:</b>	Dec. 21, 2010 (5-2)	Oct. 24, 2003 (5-2)	Dec. 21, 2010 (5-2)
<b>Last 10 games:</b>	4-5-1	4-6-0	2-4-4
<b>Overtime Record:</b>	1-1-4	1-1-0	0-0-4
<b>Longest Winning Streak:</b>	Four games Dec. 5, 2007-Jan. 19, 2010	Three games Dec. 5, 2007-present	One game, three times Last: Feb. 24, 2009
<b>Longest Losing Streak:</b>	Five games Jan. 16, 2002-Dec. 8, 2005	Six games Jan. 7, 1998-Oct. 24, 2003	Three games Dec. 4, 2002-Dec. 8, 2005
<b>Last Shutout by Anaheim:</b>	None	None	None
<b>Last Shutout by Buffalo:</b>	Dec. 4, 2002 (4-0)	Jan. 12, 2001 (4-0)	Dec. 4, 2002 (4-0)
<b>Biggest Anaheim win:</b>	Jan. 1, 1999 (7-2)	Two wins by three goals Jan. 17, 2000 (5-0)	Jan. 1, 1999 (7-2)
<b>Biggest Buffalo win:</b>	Jan. 17, 2000 (5-0)	Jan. 17, 2000 (5-0)	Two wins by four goals



# CALGARY FLAMES



Scotiabank Saddledome

555 Saddledome Rise SE

Calgary, Alberta T2G 2W1

TEL: (403) 777-2177 • FAX: (403) 777-2195

calgaryflames.com

## DIRECTORY

General Manager	Jay Feaster
Head Coach	Brent Sutter
Assistant Coach	Dave Lowry
Assistant Coach	Craig Hartsburg
Goaltending Coach	Clint Malarchuk
Vice President of Communications	Peter Hanlon



BRENT SUTTER

## ALL-TIME SERIES NOTES

### Hat Tricks

Paul Kariya - Feb. 19, 2001 at Anaheim (3-1-4)

### Penalty Shots

Jarome Iginla vs. J.S. Giguere - Dec. 8, 2001 at Calgary (no goal)  
 Petr Sykora vs. Roman Turek - Dec. 29, 2002 at Calgary (no goal)  
 Paul Kariya vs. Jamie McLennan - Mar. 16, 2003 at Anaheim (no goal)  
 Olli Jokinen vs. Curtis McElhinney - Feb. 11, 2011 at Calgary (no goal)  
 Bobby Ryan vs. Henrik Karlsson - Mar. 20, 2011 at Anaheim (no goal)

### Overtime Games

Oct. 17, 1993	2-2 tie at Anaheim	(J. Nieuwendyk-GT goal)
Mar. 16, 1997	2-2 tie at Anaheim	(D. Gagner-GT goal)
Nov. 7, 1997	4-3 win at Calgary	(S. Young-GW goal)
Nov. 29, 1997	3-2 loss at Calgary	(S. McCarthy-GW goal)
Apr. 5, 1998	3-3 tie at Anaheim	(T. Green-GT goal)
Feb. 16, 2000	6-5 win at Anaheim	(O. Tverrdovsky-GW goal)
Nov. 24, 2000	2-2 tie at Calgary	(J. Iginla-GT goal)
Jan. 5, 2001	4-4 tie at Calgary	(T. Selanne-GT goal)

Nov. 11, 2001	3-3 tie at Anaheim	(D. Lowry-GT goal)
Feb. 12, 2003	4-3 win at Anaheim	(M. Leclerc-GW goal)
Mar. 16, 2003	2-2 tie at Anaheim	(P. Sykora-GT goal)
Feb. 11, 2009	3-2 win at Calgary	(S. Niedermayer-GW goal)
Nov. 23, 2009	3-2 win at Anaheim	(T. Selanne-SO winner)
Dec. 10, 2010	3-2 win at Anaheim	(C. Perry-SO winner)
Feb. 11, 2011	5-4 win at Calgary	(C. Fowler-GW goal)

## ALL-TIME SERIES SUMMARY

Season	Series Results	GF	GA	SF	SA	Power Play	Penalty Killing
1993-94	1-4-1 (0-2-1 in ANA)	12 (2.0)	19 (3.2)	160 (26.7)	197 (32.8)	3-28 (10.7)	19-22 (86.4)
1994-95	3-2-0 (2-1-0 in ANA)	15 (3.0)	13 (2.6)	136 (27.2)	157 (31.4)	2-28 (7.1)	17-20 (85.0)
1995-96	3-2-0 (1-1-0 in ANA)	16 (3.2)	12 (2.4)	129 (25.8)	160 (32.0)	6-30 (20.0)	24-28 (85.7)
1996-97	1-4-1 (1-1-1 in ANA)	14 (2.3)	17 (2.8)	171 (28.5)	190 (31.7)	2-24 (8.3)	15-22 (68.1)
1997-98	2-2-1 (1-1-1 in ANA)	16 (3.2)	15 (3.0)	132 (26.4)	168 (33.6)	3-24 (12.5)	14-18 (77.8)
1998-99	2-2-0 (1-1-0 in ANA)	10 (2.5)	9 (2.3)	124 (31.0)	111 (27.8)	4-17 (23.5)	17-19 (89.5)
1999-00	2-2-0 (2-0-0 in ANA)	10 (2.5)	13 (3.3)	120 (30.0)	113 (28.3)	4-22 (18.2)	11-17 (64.7)
2000-01	2-0-2-0 (1-0-1-0 in ANA)	18 (4.5)	11 (2.8)	108 (27.0)	106 (26.5)	8-20 (40.0)	16-19 (84.2)
2001-02	2-1-1-0 (1-0-1-0 in ANA)	11 (2.8)	7 (1.8)	112 (28.0)	93 (23.25)	4-22 (18.1)	12-13 (93.2)
2002-03	2-1-1-0 (1-0-1-0 in ANA)	11 (2.8)	11 (2.8)	109 (27.3)	129 (32.3)	2-16 (12.5)	13-17 (76.5)
2003-04	1-3-0-0 (1-1-0-0 in ANA)	8 (2.0)	14 (3.5)	113 (28.3)	96 (24.0)	4-18 (22.2)	16-22 (72.7)
2005-06	2-2-0 (2-0-0 in ANA)	9 (2.3)	10 (2.5)	129 (32.3)	107 (26.8)	7-29 (24.1)	16-22 (72.7)
2006-07	2-2-0 (2-0-0 in ANA)	11 (2.8)	10 (2.5)	141 (35.3)	90 (22.5)	4-18 (22.2)	15-17 (88.2)
2007-08	3-1-0 (2-0-0 in ANA)	14 (3.5)	9 (2.3)	119 (29.8)	122 (30.5)	7-15 (46.7)	15-19 (78.9)
2008-09	3-1-0 (2-0-0 in ANA)	11 (2.8)	9 (2.3)	135 (33.8)	118 (29.5)	1-9 (11.1)	16-18 (88.9)
2009-10	2-2-0 (2-0-0 in ANA)	10 (2.5)	12 (3.0)	107 (26.8)	146 (36.5)	1-8 (12.5)	10-11 (90.9)
2010-11	4-0-0 (2-0-0 in ANA)	17 (4.3)	12 (3.0)	110 (27.5)	130 (32.5)	5-15 (33.3)	17-20 (85.0)
<b>Totals</b>	<b>37-31-7 (24-8-6 in ANA)</b>	<b>213 (2.8)</b>	<b>203 (2.7)</b>	<b>2155 (28.7)</b>	<b>2233 (29.8)</b>	<b>67-345 (19.4)</b>	<b>263-324 (81.2)</b>

## ALL-TIME SERIES FAST FACTS

	Overall	@ Anaheim	@ Calgary
<b>All-Time Series:</b>	37-31-7	24-8-6	13-23-1
<b>Current Streak:</b>	Four Anaheim wins	13 Anaheim wins	Two Anaheim wins
<b>Last Win by Anaheim:</b>	Mar. 30, 2010 (4-2)	Mar. 20, 2010 (5-4 OT)	Mar. 30, 2010 (4-2)
<b>Last Win by Calgary:</b>	Mar. 23, 2010 (3-1)	Jan. 19, 2010 (5-1)	Mar. 23, 2010 (3-1)
<b>Last 10 games:</b>	8-2-0	10-0-0	4-6-0
<b>Overtime Record:</b>	8-1-7	6-0-6	2-1-1
<b>Longest Winning Streak:</b>	Six games Mar. 15, 1995-Jan. 5, 1996	13 games Oct. 26, 2006-present	Three games Mar. 15, 1995-Jan. 5, 1996
<b>Longest Losing Streak:</b>	Five games Feb. 2, 1994-Feb. 26, 1995	Three games Feb. 2, 1994-Feb. 26, 1995	Six games Feb. 1, 2004-Jan. 19, 2007
<b>Last Shutout by Anaheim:</b>	Dec. 8, 2001 (4-0)	Dec. 20, 1996 (7-0)	Dec. 8, 2001 (4-0)
<b>Last Shutout by Calgary:</b>	Nov. 10, 2006 (3-0)	Apr. 11, 1994 (3-0)	Nov. 10, 2006 (3-0)
<b>Biggest Anaheim win:</b>	Dec. 20, 1996 (7-0)	Dec. 20, 1996 (7-0)	Feb. 9, 1995 (5-0)
<b>Biggest Calgary win:</b>	Feb. 9, 1997 (6-1)	Feb. 19, 2004 (5-1)	Feb. 9, 1997 (6-1)



# CAROLINA HURRICANES



RBC Center  
1400 Edwards Mill Rd.  
Raleigh, NC 27607

TEL: (919) 467-7825 • FAX: (919) 462-0123  
carolinahurricanes.com

## DIRECTORY

President/General Manager ..... Jim Rutherford  
Head Coach ..... Paul Maurice  
Assistant Coach ..... Rod Brind'Amour  
Assistant Coach ..... Dave Lewis  
Assistant Coach ..... Tom Barrasso  
Director of Media Relations ..... Mike Sundheim



PAUL MAURICE

## ALL-TIME SERIES NOTES

### Hat Tricks

Jeff O'Neill - Jan. 31, 1997 at Anaheim (3-0=3)  
Keveny Adams - Dec. 6, 2005 at Anaheim (3-0=3)  
Eric Staal - Dec. 18, 2010 at Carolina (3-0=3)

### Penalty Shots

None

### Overtime Games

Nov. 11, 1998	5-4 win at Anaheim	(S. Rucchin-GW goal)
Jan. 7, 2000	4-4 tie at Carolina	(G. Wesley-GT goal)
Feb. 11, 2001	2-2 tie at Anaheim	(M. Leclerc-GT goal)

## ALL-TIME SERIES SUMMARY

Season	Series Results	GF	GA	SF	SA	Power Play	Penalty Killing
1993-94	2-0-0 (1-0-0 in ANA)	9 (4.5)	5 (2.5)	72 (36.0)	67 (33.5)	1-8 (12.5)	10-11 (90.9)
1994-95	Did not play - NHL work stoppage						
1995-96	0-2-0 (0-1-0 in ANA)	5 (2.5)	7 (3.5)	61 (30.5)	59 (29.5)	2-17 (11.8)	14-15 (93.3)
1996-97	1-1-0 (1-0-0 in ANA)	7 (3.5)	7 (3.5)	67 (33.5)	74 (37.0)	1-5 (20.0)	4-7 (57.1)
1997-98	0-2-0 (0-1-0 in ANA)	2 (1.0)	5 (2.5)	48 (24.0)	58 (29.0)	0-8 (0.0)	12-12 (100.0)
1998-99	1-1-0 (1-0-0 in ANA)	6 (3.0)	7 (3.5)	72 (36.0)	65 (32.5)	1-8 (12.5)	6-7 (85.7)
1999-00	0-0-1-0 (0-0-0-0 in ANA)	4 (4.0)	4 (4.0)	26 (26.0)	43 (43.0)	1-2 (50.0)	5-5 (100.0)
2000-01	0-1-1-0 (0-0-1-0 in ANA)	2 (1.0)	6 (3.0)	61 (30.5)	48 (24.0)	0-10 (0.0)	9-12 (25.0)
2001-02	0-1-0-0 (0-1-0-0 in ANA)	1 (1.0)	4 (4.0)	20 (20.0)	28 (28.0)	0-5 (0.0)	5-5 (100.0)
2002-03	2-0-0-0 (1-0-0-0 in ANA)	6 (3.0)	1 (.50)	44 (22.0)	57 (28.5)	1-8 (12.5)	9-9 (100.0)
2003-04	2-0-0-0 (1-0-0-0 in ANA)	6 (3.0)	3 (1.5)	74 (37.0)	42 (21.0)	2-11 (18.2)	7-8 (87.5)
2005-06	0-1-0 (0-1-0 in ANA)	2 (2.0)	6 (6.0)	37 (37.0)	31 (31.0)	0-4 (0.0)	4-5 (80.0)
2006-07	0-1-0 (0-0-0 in ANA)	2 (2.0)	4 (4.0)	27 (27.0)	27 (27.0)	1-6 (16.7)	3-6 (50.0)
2007-08	Did not play						
2008-09	1-1-0 (0-1-0 in ANA)	5 (2.5)	4 (2.0)	60 (30.0)	61 (30.5)	1-8 (12.5)	8-8 (100.0)
2009-10	1-0-0 (1-0-0 in ANA)	3 (3.0)	2 (2.0)	33 (33.0)	30 (30.0)	1-2 (50.0)	3-3 (100.0)
2010-11	0-1-0 (0-0-0 in ANA)	2 (2.0)	4 (4.0)	45 (45.0)	32 (32.0)	1-7 (14.3)	1-3 (33.3)
<b>Totals</b>	<b>10-12-2 (6-5-1 in ANA)</b>	<b>62 (2.6)</b>	<b>69 (2.9)</b>	<b>747 (31.1)</b>	<b>722 (30.1)</b>	<b>13-109 (11.9)</b>	<b>100-116 (86.2)</b>

## ALL-TIME SERIES FAST FACTS

	Overall	@ Anaheim	@ Carolina
<b>All-Time Series:</b>	10-12-2	6-5-1	4-7-1
<b>Current Streak:</b>	One Carolina win	One Anaheim win	One Carolina win
<b>Last Win by Anaheim:</b>	Nov. 25, 2009 (3-2)	Nov. 25, 2009 (3-2)	Nov. 30, 2008 (4-1)
<b>Last Win by Carolina:</b>	Dec. 18, 2010 (4-2)	Oct. 19, 2008 (3-1)	Dec. 18, 2010 (4-2)
<b>Last 10 games:</b>	6-4-0	5-4-1	3-6-1
<b>Overtime Record:</b>	1-0-2	1-0-1	0-0-1
<b>Longest Winning Streak:</b>	Four games	Two games	Two games
	Feb. 9, 2003-Feb. 4, 2004	Feb. 9, 2003-Feb. 4, 2004	Feb. 23, 2003-Dec. 31, 2003
<b>Longest Losing Streak:</b>	Three games, two times	Two games	Five games
	Last: Dec. 6, 2005-Oct. 19, 2008	Dec. 6, 2005-Oct. 19, 2008	Oct. 11, 1995-Jan. 14, 2001
<b>Last Shutout by Anaheim:</b>	Feb. 23, 2003 (4-0)	None	Feb. 23, 2003 (4-0)
<b>Last Shutout by Carolina:</b>	Jan. 14, 2001 (4-0)	None	Jan. 14, 2001 (4-0)
<b>Biggest Anaheim win:</b>	Feb. 23, 2003 (4-0)	Two wins by three goals	Feb. 23, 2003 (4-0)
<b>Biggest Carolina win:</b>	Two wins by four goals	Dec. 6, 2005 (6-2)	Jan. 14, 2001 (4-0)


# CHICAGO BLACKHAWKS



United Center  
1901 W. Madison  
Chicago, IL 60612  
TEL: (312) 455-7000 • FAX: (312) 455-7041  
chicagoblackhawks.com

## DIRECTORY

Vice President/General Manager ..... Stan Bowman  
Head Coach ..... Joel Quenneville  
Assistant Coach ..... Mike Haviland  
Assistant Coach ..... Mike Kitchen  
Goaltending Coach ..... Stephane Waite  
Director of Media Relations ..... Brandon Faber



JOEL QUENNEVILLE

## ALL-TIME SERIES NOTES

### Hat Tricks

Teemu Selanne - Feb. 24, 2008 at Anaheim (3-2=5)

### Penalty Shots

Tony Amonte vs. Guy Hebert - Feb. 1, 1998 at Anaheim (no goal)

Alexei Zhamnov vs. Steve Shields - Dec. 30, 2001 at Chicago (no goal)

Teemu Selanne vs. Corey Crawford - Jan. 2, 2011 at Anaheim (no goal)

### Overtime Games

Nov. 24, 1995 5-4 loss at Anaheim  
Mar. 24, 1996 2-2 tie at Chicago  
Apr. 1, 1997 3-3 tie at Anaheim  
Feb. 1, 1998 4-3 win at Anaheim  
Oct. 21, 1999 5-5 tie at Chicago  
Mar. 15, 2002 1-1 tie at Anaheim  
Oct. 26, 2003 1-1 tie at Anaheim  
Nov. 17, 2006 4-3 loss at Anaheim (SO)  
Mar. 3, 2009 3-2 loss at Chicago  
Nov. 14, 2010 3-2 loss at Chicago

(B. Sutter-GW goal)  
(A. Hicks-GT goal)  
(S. Rucchin-GT goal)  
(T. Selanne-GW goal)  
(T. Selanne-GT goal)  
(S. Sullivan-GT goal)  
(J. Lupul-GT goal)  
(T. Ruutu-SO winner)  
(M. Havlat-GW goal)  
(V. Stalberg-GW goal)

## ALL-TIME SERIES SUMMARY

Season	Series Results	GF	GA	SF	SA	Power Play	Penalty Killing
1993-94	1-4-0 (0-2-0 in ANA)	10 (0.7)	13 (2.6)	129 (25.8)	146 (29.2)	2-20 (10.0)	14-16 (87.5)
1994-95	1-3-0 (1-1-0 in ANA)	5 (1.3)	12 (3.0)	84 (21.0)	126 (31.5)	0-19 (0.0)	12-16 (75.0)
1995-96	0-3-1 (0-2-0 in ANA)	7 (1.8)	14 (3.5)	81 (20.3)	138 (34.5)	3-23 (13.0)	17-22 (77.3)
1996-97	3-0-1 (1-0-1 in ANA)	11 (2.8)	6 (1.5)	104 (26.0)	111 (27.8)	4-17 (23.5)	13-15 (86.7)
1997-98	2-2-0 (1-1-0 in ANA)	7 (1.8)	11 (2.8)	113 (28.3)	128 (32.0)	0-24 (0.0)	15-18 (83.3)
1998-99	3-1-0 (2-0-0 in ANA)	13 (3.3)	8 (2.0)	102 (25.5)	106 (26.5)	3-17 (17.6)	18-21 (85.7)
1999-00	3-1-1-0 (2-0-0-0 in ANA)	17 (3.4)	15 (3.0)	139 (27.8)	130 (26.0)	5-20 (25.0)	16-19 (84.2)
2000-01	2-2-0-0 (1-1-0-0 in ANA)	11 (2.8)	9 (2.3)	86 (21.5)	137 (34.3)	3-10 (30.0)	17-19 (89.4)
2001-02	1-2-1-0 (1-0-1-0 in ANA)	8 (2.0)	7 (1.8)	110 (27.5)	129 (32.3)	2-19 (10.5)	11-13 (84.6)
2002-03	4-0-0-0 (2-0-0-0 in ANA)	16 (4.0)	10 (2.5)	112 (28.0)	128 (32.0)	4-15 (26.6)	12-12 (100.0)
2003-04	2-1-1-0 (1-0-1-0 in ANA)	11 (2.8)	9 (2.3)	123 (30.1)	124 (31.0)	3-17 (17.6)	17-20 (85.0)
2005-06	4-0-0 (2-0-0 in ANA)	14 (3.5)	6 (1.5)	111 (27.8)	121 (30.3)	3-30 (10.0)	23-24 (95.8)
2006-07	3-0-1 (1-0-1 in ANA)	14 (3.5)	7 (1.8)	116 (29.0)	92 (23.0)	6-28 (21.4)	14-17 (82.4)
2007-08	3-1-0 (2-0-0 in ANA)	13 (3.3)	10 (2.5)	101 (25.3)	123 (30.8)	4-25 (16.0)	19-22 (86.4)
2008-09	1-1-1 (1-1-0 in ANA)	7 (1.8)	10 (2.5)	119 (29.8)	131 (32.8)	2-9 (22.0)	10-12 (83.3)
2009-10	3-2-0 (2-0-0 in ANA)	12 (3.0)	8 (2.0)	106 (26.5)	140 (35.0)	4-12 (33.3)	12-14 (85.7)
2010-11	2-1-1 (1-1-0 in ANA)	7 (1.8)	9 (2.3)	96 (24.0)	145 (36.3)	1-12 (8.3)	8-10 (80.0)
<b>Totals</b>	<b>38-24-8 (21-9-4 in ANA)</b>	<b>183 (2.6)</b>	<b>164 (2.3)</b>	<b>1832 (26.2)</b>	<b>2155 (30.8)</b>	<b>49-317 (15.6)</b>	<b>248-290 (85.5)</b>

## ALL-TIME SERIES FACTS

	Overall	@ Anaheim	@ Chicago
<b>All-Time Series:</b>	38-24-8	21-9-5	17-15-3
<b>Current Streak:</b>	Two Anaheim wins	One Anaheim win	One Anaheim win
<b>Last Win by Anaheim:</b>	Mar. 26, 2011 (2-1)	Mar. 26, 2011 (2-1)	Jan. 2, 2011 (2-1)
<b>Last Win by Chicago:</b>	Nov. 26, 2010 (4-1)	Nov. 26, 2010 (4-1)	Nov. 14, 2011 (3-2 OT)
<b>Last 10 games:</b>	5-3-2	7-2-1	5-3-2
<b>Overtime Record:</b>	1-1-8	1-1-5	0-0-3
<b>Longest Winning Streak:</b>	Nine games Nov. 28, 2003-Feb. 24, 2008	Five games Feb. 1, 1998-Dec. 17 2000	Six games Mar. 5, 2004-Dec. 7, 2007
<b>Longest Losing Streak:</b>	Five games Mar. 5, 1995-Feb. 4, 1996	Three games, two times Last: Apr. 5, 2000-Feb. 7, 2001	Four games, two times Last: Mar. 5, 2008-Jan. 3, 2010
<b>Last Shutout by Anaheim:</b>	Nov. 27, 2009 (3-0)	Nov. 27, 2009 (3-0)	Oct. 28, 2006 (3-0)
<b>Last Shutout by Chicago:</b>	Mar. 5, 2008 (3-0)	Nov. 19, 1997 (4-0)	Mar. 5, 2008 (3-0)
<b>Biggest Anaheim win:</b>	Jan. 6, 1994 (6-2)	Six wins by three goals Nov. 19, 1997 (4-0)	Jan. 6, 1994 (6-2)
<b>Biggest Chicago win:</b>	Nov. 19, 1997 (4-0)	Seven wins by three goals	Seven wins by three goals

# COLORADO AVALANCHE



Pepsi Center  
1000 Chopper Circle  
Denver, CO 80204

TEL: (303) 405-1100 • FAX: (303) 893-0614  
coloradoavalanche.com

## DIRECTORY

Executive Vice President/General Manager ..... Greg Sherman  
Head Coach ..... Joe Sacco  
Assistant Coach ..... Sylvain Lefebvre  
Assistant Coach ..... Adam Deadmarsh  
Goaltending Consultant ..... Kirk McLean  
Senior VP, Communications/Business Operations ..... Jean Martineau



JOE SACCO

## ALL-TIME SERIES NOTES

### Hat Tricks

Corey Perry - Feb. 5, 2011 at Colorado (3-0-3)  
Teemu Selanne - Mar. 28, 2011 at Anaheim (3-2=5)

### Penalty Shots

Brett Clark vs. Ilya Bryzgalov - Nov. 18, 2005 at Anaheim (no goal)  
Jonathan Hedstrom vs. Peter Budaj - Mar. 22, 2006 at Anaheim (goal)  
Teemu Selanne vs. Brian Elliott - Mar. 28, 2011 at Anaheim (goal)

### Overtime Games

Oct. 10, 1996	6-6 tie at Colorado	(T. Selanne-GT goal)	April 4, 2003	4-3 loss at Anaheim	(M. Hejduk-GW goal)
Nov. 3, 1996	1-1 tie at Anaheim	(R. Oksita-GT goal)	Nov. 18, 2003	2-1 loss at Colorado	(T. Selanne-GW goal)
Mar. 9, 1997	2-2 tie at Colorado	(T. Selanne-GT goal)	Jan. 30, 2004	4-3 win at Anaheim	(N. Havelid-GW goal)
Apr. 13, 1998	2-2 tie at Anaheim	(F. Banham-GT goal)	Mar. 22, 2006	5-4 win at Anaheim	(J. Hedstrom-GW goal)
Jan. 21, 2000	3-3 tie at Anaheim	(T. Selanne-GT goal)	Nov. 22, 2006	3-2 loss at Colorado	(J. Sakic-GW goal)
Apr. 4, 2001	1-1 tie at Colorado	(J. Sakic-GT goal)	Jan. 13, 2007	3-2 loss at Anaheim (SO)	(M. Hejduk-SO winner)
Dec. 10, 2001	1-1 tie at Colorado	(J. Sakic-GT goal)	Dec. 19, 2007	2-1 win at Anaheim	(M. Schneider-GW goal)
Oct. 10, 2002	3-2 win at Anaheim	(A. McDonald-GW goal)	Feb. 20, 2008	3-2 win at Anaheim (SO)	(C. Perry-SO winner)
Nov. 8, 2002	3-2 win at Colorado	(N. Havelid-GW goal)			

## ALL-TIME SERIES SUMMARY

Season	Series Results	GF	GA	SF	SA	Power Play	Penalty Killing
1993-94	1-1-0 (0-1-0 in ANA)	6 (3.0)	4 (2.0)	58 (29.0)	58 (29.0)	0-11 (0.0)	10-12 (16.7)
1994-95	Did not play - NHL work stoppage						
1995-96	3-3-0 (3-0-0 in ANA)	19 (3.2)	17 (2.8)	162 (27.0)	178 (29.7)	3-28 (10.7)	20-26 (23.1)
1996-97	0-2-3 (0-1-1 in ANA)	14 (2.8)	18 (3.6)	140 (28.0)	183 (36.6)	3-20 (15.0)	21-26 (80.8)
1997-98	2-2-1 (1-1-1 in ANA)	14 (2.8)	14 (2.8)	151 (30.2)	139 (27.8)	3-27 (11.1)	30-35 (85.7)
1998-99	1-3-0 (0-2-0 in ANA)	8 (2.0)	14 (3.5)	117 (29.3)	138 (34.5)	3-22 (13.6)	12-16 (75.0)
1999-00	1-2-1-0 (0-1-1-0 in ANA)	10 (2.5)	11 (2.8)	123 (30.8)	77 (19.3)	2-20 (10.0)	9-15 (60.0)
2000-01	0-3-1-0 (0-2-0-0 in ANA)	4 (1.0)	11 (2.8)	107 (26.8)	93 (23.3)	1-14 (7.1)	11-13 (84.6)
2001-02	0-3-1-0 (0-2-0-0 in ANA)	5 (1.25)	9 (2.25)	90 (22.5)	119 (29.75)	1-16 (6.3)	16-18 (88.9)
2002-03	3-0-0-1 (1-0-0-1 in ANA)	14 (3.5)	11 (2.8)	110 (27.5)	126 (31.5)	5-19 (26.3)	16-21 (76.2)
2003-04	2-1-0-1 (2-0-0-0 in ANA)	7 (1.8)	8 (2.0)	109 (27.3)	128 (32.0)	3-16 (18.7)	18-22 (81.8)
2005-06	1-3-0 (1-1-0 in ANA)	13 (3.3)	15 (3.8)	123 (30.8)	127 (31.8)	5-19 (26.3)	18-20 (90.0)
2006-07	1-1-2 (1-0-1 in ANA)	9 (2.3)	11 (2.8)	152 (38.0)	115 (28.8)	3-20 (15.0)	13-16 (81.3)
2007-08	3-1-0 (2-0-0 in ANA)	7 (1.8)	5 (1.3)	116 (29.0)	103 (25.8)	2-14 (14.3)	15-15 (100.0)
2008-09	4-0-0 (2-0-0 in ANA)	19 (4.8)	7 (1.8)	115 (28.8)	130 (32.5)	6-18 (33.3)	12-15 (80.0)
2009-10	3-1-0 (1-1-0 in ANA)	17 (4.3)	10 (2.5)	137 (34.3)	99 (24.8)	5-16 (31.3)	11-15 (73.3)
2010-11	4-0-0 (2-0-0 in ANA)	17 (4.3)	8 (2.0)	136 (34.0)	110 (27.5)	3-19 (15.8)	9-10 (90.0)
<b>Totals</b>	<b>29-26-11 (16-12-5 in ANA)</b>	<b>183 (2.8)</b>	<b>173 (2.6)</b>	<b>1946 (29.5)</b>	<b>1923 (29.1)</b>	<b>48-299 (16.1)</b>	<b>241-295 (81.7)</b>

## ALL-TIME SERIES FAST FACTS

	Overall	@ Anaheim	@ Colorado
<b>All-Time Series:</b>	29-26-11	16-12-5	13-14-6
<b>Current Streak:</b>	Six Anaheim wins	Three Anaheim wins	Six Anaheim wins
<b>Last Win by Anaheim:</b>	Mar. 28, 2011 (5-4)	Mar. 28, 2011 (5-4)	Mar. 11, 2011 (6-2)
<b>Last Win by Colorado:</b>	Mar. 3, 2010 (4-3)	Mar. 3, 2010 (4-3)	Mar. 6, 2008 (1-0)
<b>Last 10 games:</b>	8-2-0	8-1-1	7-2-1
<b>Overtime Record:</b>	6-0-11	5-0-5	1-0-6
<b>Longest Winning Streak:</b>	Six games Mar. 21, 2010-present	Five games Feb. 25, 2007-Mar. 29, 2009	Six games Jan. 31, 2009-present
<b>Longest Losing Streak:</b>	Three games Jan. 27, 1999-Dec. 10, 1999	Four games Nov. 15, 2000-Apr. 12, 2002	Six games Nov. 18, 2003-Feb. 13, 2007
<b>Last Shutout by Anaheim:</b>	Feb. 5, 2011 (3-0)	Dec. 19, 2003 (1-0)	Feb. 5, 2011 (3-0)
<b>Last Shutout by Colorado:</b>	Mar. 6, 2008 (1-0)	Nov. 15, 2000 (3-0)	Mar. 6, 2008 (1-0)
<b>Biggest Anaheim win:</b>	Mar. 25, 2009 (7-2)	Two wins by four goals Feb. 2, 1997 (5-2)	Mar. 25, 2009 (7-2)
<b>Biggest Colorado win:</b>	Apr. 10, 1996 (7-3)		Two wins by four goals

# COLUMBUS BLUE JACKETS



Nationwide Arena  
200 W. Nationwide Blvd.  
Columbus, OH 43215

TEL: (614) 246-4625 • FAX: (614) 246-4007  
bluejackets.com

## DIRECTORY

Ex. VP of Hockey Operations/General Manager ..... Scott Howson  
Head Coach ..... Scott Arniel  
Assistant Coach ..... Brad Berry  
Assistant Coach ..... Todd Richards  
Assistant Coach ..... Dan Hinote  
Goaltending Coach ..... Ian Clark  
Vice President of Public Relations ..... Todd Sharrack



SCOTT ARNIEL

## ALL-TIME SERIES NOTES

### Hat Tricks

None

### Penalty Shots

Scott Niedermayer vs. Pascal Leclaire - Mar. 5, 2006 at Anaheim (goal)  
Teemu Selanne vs. Fredrik Norrena - Jan. 5, 2007 at Anaheim (no goal)  
Samuel Pahlsson vs. Pascal Leclaire - Dec. 10, 2007 at Columbus (goal)

### Overtime Games

Dec. 13, 2001	5-4 win at Anaheim	(N. Havelid-GW goal)
Jan. 11, 2004	2-2 tie at Anaheim	(R. Nash-GT goal)
Mar. 5, 2006	3-2 loss at Anaheim (SO)	(R. Nash-SO winner)
Mar. 14, 2007	5-4 loss at Anaheim (SO)	(D. Vyborny-SO winner)
Nov. 1, 2007	2-1 win at Anaheim (SO)	(M. Schneider-SO winner)
Dec. 10, 2007	4-3 win at Columbus	(C. Pronger-GW goal)
Nov. 13, 2009	3-2 loss at Columbus (SO)	(K. Huselius-SO winner)

## ALL-TIME SERIES SUMMARY

Season	Series Results	GF	GA	SF	SA	Power Play	Penalty Killing
2000-01	1-3-0-0 (1-1-0-0 in ANA)	10 (2.5)	16 (4.0)	121 (30.3)	84 (21.0)	3-16 (18.8)	11-19 (57.9)
2001-02	1-3-0-0 (1-1-0-0 in ANA)	8 (2.0)	10 (2.5)	123 (30.8)	115 (28.8)	1-19 (5.3)	9-12 (75.0)
2002-03	4-0-0-0 (2-0-0-0 in ANA)	14 (3.5)	5 (1.3)	125 (31.3)	112(28.0)	3-15 (20.0)	17-18 (94.4)
2003-04	1-2-1-0 (1-0-1-0 in ANA)	7 (1.8)	8 (2.0)	148 (37.0)	118 (29.5)	1-20 (5.0)	18-20 (90.0)
2005-06	2-1-1 (1-0-1 in ANA)	10 (2.0)	10 (2.3)	150 (40.3)	123 (31.7)	3-22 (12.5)	32-37 (85.7)
2006-07	2-1-1 (0-1-1 in ANA)	16 (4.0)	14 (3.5)	130 (32.5)	130 (32.5)	6-21 (28.6)	21-22 (95.5)
2007-08	3-1-0 (2-0-0 in ANA)	8 (2.0)	9 (2.3)	124 (31.0)	119 (29.8)	4-24 (16.7)	25-31 (80.6)
2008-09	3-1-0 (1-1-0 in ANA)	13 (3.3)	9 (2.3)	98 (24.5)	121 (30.3)	1-11 (9.1)	21-24 (87.5)
2009-10	1-2-1 (0-2-0 in ANA)	11 (2.8)	15 (3.8)	133 (33.3)	131 (32.8)	3-16 (18.8)	12-16 (75.0)
2010-11	2-2-0 (1-1-0 in ANA)	13 (3.3)	9 (2.3)	133 (33.3)	115 (28.8)	6-16 (37.5)	11-14 (78.6)
<b>Totals</b>	<b>20-16-4 (10-7-3 in ANA)</b>	<b>110 (2.7)</b>	<b>105 (2.7)</b>	<b>1285 (32.0)</b>	<b>1168 (29.3)</b>	<b>31-180 (17.2)</b>	<b>177-212 (83.5)</b>

## ALL-TIME SERIES FAST FACTS

	Overall	@ Anaheim	@ Columbus
<b>All-Time Series:</b>	20-16-4	10-7-3	10-9-1
<b>Current Streak:</b>	Two Anaheim wins	One Anaheim win	One Anaheim win
<b>Last Win by Anaheim:</b>	Jan. 25, 2011 (3-2)	Jan. 7, 2011 (6-0)	Jan. 25, 2011 (3-2)
<b>Last Win by Columbus:</b>	Nov. 19, 2010 (4-3)	Nov. 19, 2010 (4-3)	Oct. 20, 2010 (3-1)
<b>Last 10 games:</b>	5-4-1	4-5-1	7-2-1
<b>Overtime Record:</b>	3-0-4	2-0-3	1-0-1
<b>Longest Winning Streak:</b>	Five games, two times Last: Nov. 1, 2007-Dec. 7, 2008	Three games, two times Last: Nov. 1, 2007-Dec. 7, 2008	Three games, two times Last: Dec. 10, 2007-Feb. 21, 2009
<b>Longest Losing Streak:</b>	Five games Jan. 27, 2001-Dec. 31, 2001	Four games Dec. 31, 2008-Nov. 19, 2010	Four games Dec. 6, 2000-Dec. 31, 2001
<b>Last Shutout by Anaheim:</b>	Jan. 7, 2011 (6-0)	Jan. 7, 2011 (6-0)	None
<b>Last Shutout by Columbus:</b>	Dec. 31, 2008 (2-0)	Dec. 31, 2008 (2-0)	Oct. 5, 2007 (4-0)
<b>Biggest Anaheim win:</b>	Jan. 7, 2011 (6-0)	Jan. 7, 2011 (6-0)	Two wins by three goals
<b>Biggest Columbus win:</b>	Oct. 5, 2007 (4-0)	Two wins by three goals	Oct. 5, 2007 (4-0)

# DALLAS STARS



American Airlines Center  
2500 Victory Avenue  
Dallas, TX 75219

TEL: (214)-387-5500 • FAX: (214)-387-5564  
dallasstars.com

## DIRECTORY

General Manager	Joe Nieuwendyk
Head Coach	Glen Gulutzan
Associate Coach	Willie Desjardins
Assistant Coach	Paul Jerrard
Assistant Coach	Stu Barnes
Goaltending Coach	Mike Valley
Assistant Vice President, Communications	Rob Scichili



GLEN GULUTZAN

## ALL-TIME SERIES NOTES

### Hat Tricks

Joe Nieuwendyk - Mar. 13, 1998 at Dallas (4-0-4)  
Teemu Selanne - Nov. 26, 1999 at Dallas (3-0-3)  
Brett Hull - Mar. 21, 2001 at Dallas (4-0-4)  
Jason Arnott - Nov. 16, 2005 at Anaheim (3-0-3)  
Teemu Selanne - Jan. 11, 2007 at Dallas (3-0-3)  
Mark Parrish - Nov. 7, 2008 at Anaheim (3-0-3)  
Loui Eriksson - Dec. 31, 2009 at Dallas (3-0-3)  
Lubomir Visnovsky - Mar. 4, 2011 at Anaheim (3-1-4)

### Penalty Shots

Jere Lehtinen vs. J.S. Giguere - Jan. 28, 2007 at Anaheim (goal)  
Chris Kunitz vs. Marty Turco - Jan. 15, 2008 at Anaheim (no goal)  
Jamie Benn vs. Jonas Hiller - Nov. 12, 2010 at Anaheim (no goal)

### Overtime Games

Dec. 22, 1993 3-2 loss at Anaheim (D. Evanson-GW goal)  
Jan. 11, 1998 2-1 win at Anaheim (J. Sacco-GW goal)  
Oct. 30, 1998 3-3 tie at Dallas (S. Rucchin-GT goal)  
Feb. 16, 2001 3-2 loss at Dallas (D. Hatcher-GW goal)  
Nov. 11, 2001 2-2 tie at Anaheim (J. Lehtinen-GT goal)  
Jan. 5, 2003 1-1 tie at Anaheim (P. Turgeon-GT goal)  
Nov. 20, 2003 3-3 tie at Dallas (A. McDonald-GT goal)  
Jan. 5, 2004 2-2 tie at Anaheim (R. Niedermayer-GT goal)  
Jan. 6, 2006 4-3 loss at Dallas (SO) (A. Miettinen-SO winner)  
Mar. 31, 2006 5-4 win at Anaheim (SO) (R. Niedermayer-SO winner)  
Oct. 15, 2006 4-3 loss at Anaheim (SO) (J. Jokinen-SO winner)

Mar. 23, 2007 3-2 win at Anaheim (S. Niedermayer-GW goal)  
Apr. 6, 2007 2-1 loss at Dallas (SO) (L. Nagy-SO winner)  
Mar. 30, 2008 3-2 win at Anaheim (SO) (C. Kunitz-SO winner)  
Nov. 22, 2008 2-1 win at Dallas (SO) (R. Getzlaf-SO winner)  
Dec. 27, 2008 4-3 loss at Dallas (M. Modano-GW goal)  
Apr. 10, 2009 4-3 win at Anaheim (SO) (T. Selanne-SO winner)  
Dec. 8, 2009 4-3 win at Anaheim (S. Koivu-GW goal)  
Apr. 8, 2010 3-2 loss at Dallas (SO) (M. Modano-SO winner)  
Mar. 4, 2011 4-3 win at Anaheim (L. Visnovsky-GW goal)  
Mar. 23, 2011 4-3 win at Dallas (C. Fowler-GW goal)

## ALL-TIME SERIES SUMMARY

Season	Series Results	GF	GA	SF	SA	Power Play	Penalty Killing
1993-94	3-2-0 (2-1-0 in ANA)	17 (3.4)	15 (3.0)	128 (25.6)	156 (31.2)	6-24 (25.0)	21-26 (80.8)
1994-95	0-4-0 (0-2-0 in ANA)	3 (0.8)	19 (4.8)	96 (24.0)	148 (37.0)	0-14 (0.0)	14-18 (77.7)
1995-96	1-3-0 (1-1-0 in ANA)	9 (2.3)	14 (3.5)	132 (33.0)	119 (29.8)	3-20 (15.0)	18-23 (78.3)
1996-97	1-3-0 (1-1-0 in ANA)	9 (2.3)	12 (3.0)	96 (24.0)	135 (33.8)	0-8 (0.0)	9-14 (84.3)
1997-98	1-3-0 (1-1-0 in ANA)	5 (1.3)	16 (4.0)	98 (24.5)	115 (28.8)	0-15 (0.0)	9-11 (81.8)
1998-99	1-4-1 (1-2-0 in ANA)	12 (2.0)	19 (3.2)	172 (28.7)	171 (28.5)	5-22 (22.7)	20-26 (76.9)
1999-00	3-3-0-0 (2-1-0-0 in ANA)	17 (2.8)	15 (2.5)	153 (25.5)	150 (25.0)	2-25 (8.0)	28-35 (80.0)
2000-01	0-4-0-1 (0-2-0-0 in ANA)	5 (1.0)	20 (4.0)	115 (23.0)	131 (26.2)	2-21 (9.5)	13-17 (76.5)
2001-02	3-1-1-0 (1-1-1-0 in ANA)	15 (3.0)	10 (2.0)	123 (24.6)	156 (31.2)	5-23 (21.7)	19-22 (86.4)
2002-03	1-3-1-0 (0-1-1-0 in ANA)	8 (1.6)	13 (2.6)	138 (27.6)	144 (28.8)	3-24 (12.5)	13-17 (76.5)
2003-04	2-2-2-0 (2-0-1-0 in ANA)	13 (2.2)	14 (2.3)	149 (24.8)	172 (28.7)	6-22 (27.3)	26-31 (83.9)
2005-06	2-5-1 (1-3-0 in ANA)	18 (2.3)	26 (3.3)	225 (28.1)	222 (27.8)	4-41 (9.8)	41-52 (78.8)
2006-07	4-2-2 (3-0-1 in ANA)	21 (2.6)	15 (1.9)	232 (29.0)	219 (27.4)	7-39 (17.9)	36-41 (87.8)
2007-08	3-5-0 (2-2-0 in ANA)	15 (1.9)	24 (3.0)	185 (23.1)	189 (23.6)	8-50 (16.0)	28-37 (75.7)
2008-09	3-2-1 (1-2-0 in ANA)	15 (2.5)	19 (3.2)	171 (28.5)	190 (31.7)	4-21 (19.1)	23-29 (79.3)
2009-10	2-3-1 (2-1-0 in ANA)	15 (2.5)	19 (3.2)	194 (32.3)	221 (36.8)	2-15 (13.3)	16-19 (84.2)
2010-11	4-2-0 (2-1-0 in ANA)	21 (3.5)	16 (2.7)	172 (28.7)	175 (29.2)	6-22 (27.3)	19-24 (79.2)
<b>Totals</b>	<b>34-51-11 (22-22-4 in ANA)</b>	<b>218 (2.3)</b>	<b>286 (3.0)</b>	<b>2579 (26.9)</b>	<b>2813 (29.3)</b>	<b>63-406 (15.5)</b>	<b>353-442 (79.9)</b>

## ALL-TIME SERIES FAST FACTS

	Overall	@ Anaheim	@ Dallas
All-Time Series:	34-51-11	22-22-4	12-29-7
Current Streak:	One Dallas win	One Dallas win	One Anaheim win
Last Win by Anaheim:	Mar. 23, 2011 (4-3 OT)	Mar. 4, 2011 (4-3 OT)	Mar. 23, 2011 (4-3 OT)
Last Win by Dallas:	Apr. 3, 2011 (4-3)	Apr. 3, 2011 (4-3)	Nov. 16, 2010 (2-1)
Last 10 games:	6-3-1	6-4-0	5-3-2
Overtime Record:	9-1-11	7-1-4	2-0-7
Longest Winning Streak:	Three games, two times Last Dec. 20, 2006-Jan. 28, 2007	Four games Dec. 8, 2009-Mar. 4, 2011	Two games, two times Last Mar. 19, 2008-Nov. 22, 2008
Longest Losing Streak:	Nine games Dec. 22, 1993-Mar. 28, 1996	Four games Dec. 22, 1993-Mar. 5, 1996	Nine games Mar. 22, 1994-Mar. 13, 1998
Last Shutout by Anaheim:	Dec. 7, 2003 (4-0)	Dec. 7, 2003 (4-0)	None
Last Shutout by Dallas:	Nov. 5, 2007 (5-0)	Nov. 5, 2007 (5-0)	Feb. 10, 2007 (1-0)
Biggest Anaheim win:	Jan. 25, 2002 (6-1)	Dec. 7, 2003 (6-0)	Jan. 25, 2002 (6-1)
Biggest Dallas win:	Mar. 21, 2001 (8-0)	Nov. 5, 2007 (5-0)	Mar. 21, 2001 (8-0)



# DETROIT RED WINGS



Joe Louis Arena  
19 Steve Yzerman Drive  
Detroit, MI 48226

TEL: (313) 394-7000 • FAX: (313) 567-0296  
detroitredwings.com

## DIRECTORY

Executive Vice President/General Manager ..... Ken Holland  
Head Coach ..... Mike Babcock  
Assistant Coach ..... Bill Peters  
Assistant Coach ..... Jeff Blashill  
Goaltending Coach ..... Jim Bedard  
Senior Director of Communications ..... John Hahn



MIKE BABCOCK

## ALL-TIME SERIES NOTES

### Hat Tricks

Teemu Selanne - Oct. 29, 2008 at Anaheim (3-0=3)  
Henrik Zetterberg - Nov. 14, 2009 at Detroit (3-2=5)

### Penalty Shots

Bobby Ryan vs. Jimmy Howard - Mar. 2, 2011 at Anaheim (goal)

### Overtime Games

Jan. 19, 1994 4-4 tie at Detroit (B. Corkum-GT goal)  
Mar. 9, 1995 4-4 tie at Anaheim (P. Kariya-GT goal)  
Apr. 5, 1996 2-2 tie at Anaheim (S. Fedorov-GT goal)  
Mar. 2, 1997 1-1 tie at Detroit (T. Drury-GT goal)  
Mar. 30, 1997 1-0 win at Detroit (S. Rucchin-GW goal)  
Mar. 26, 1998 3-3 tie at Detroit (P. Trnka-GT goal)  
Dec. 22, 2000 2-1 loss at Detroit (S. Fedorov-GW goal)

Apr. 3, 2002 1-1 tie at Anaheim (L. Robitaille-GT goal)  
Nov. 15, 2002 2-1 loss at Detroit (S. Fedorov-GW goal)  
Jan. 21, 2004 2-2 tie at Anaheim (V. Prospal-GT goal)  
Oct. 3, 2007 3-2 loss at Detroit (SO) (J. Hudler-SO winner)  
Oct. 29, 2008 5-4 win at Anaheim (F. Beauchemin-GW goal)  
Dec. 11, 2009 3-2 loss at Detroit (T. Bertuzzi-GW goal)  
Mar. 2, 2011 2-1 win at Anaheim (B. Ryan-GW goal)

## ALL-TIME SERIES SUMMARY

Season	Series Results	GF	GA	SF	SA	Power Play	Penalty Killing
1993-94	0-3-1 (0-2-0 in ANA)	12 (3.0)	22 (5.5)	110 (27.5)	151 (37.8)	7-18 (38.8)	10-15 (66.6)
1994-95	0-3-1 (0-1-1 in ANA)	15 (3.8)	21 (5.3)	109 (27.3)	152 (38.0)	5-18 (27.7)	9-12 (75.0)
1995-96	0-3-1 (0-1-1 in ANA)	6 (1.5)	18 (4.5)	98 (24.5)	145 (36.3)	3-18 (11.6)	11-20 (55.0)
1996-97	3-0-1 (2-0-0 in ANA)	7 (1.8)	3 (0.8)	99 (24.8)	134 (33.0)	1-11 (9.0)	13-13 (100.0)
1997-98	0-3-1 (0-2-0 in ANA)	7 (1.8)	13 (3.3)	102 (25.5)	151 (37.8)	1-19 (5.3)	10-16 (62.5)
1998-99	1-3-0 (1-1-0 in ANA)	9 (2.3)	12 (3.0)	110 (27.5)	136 (34.0)	5-23 (21.7)	19-23 (82.6)
1999-00	2-2-0-0 (2-0-0-0 in ANA)	12 (3.0)	13 (3.3)	103 (25.8)	123 (30.8)	4-19 (21.1)	13-18 (72.2)
2000-01	0-3-0-1 (0-2-0-0 in ANA)	6 (1.5)	11 (2.7)	85 (21.2)	149 (37.2)	1-18 (5.6)	16-23 (69.6)
2001-02	1-2-1-0 (0-1-1-0 in ANA)	6 (1.5)	8 (2.0)	103 (25.7)	107 (26.7)	1-18 (5.6)	12-18 (66.6)
2002-03	1-2-0-1 (1-1-0-0 in ANA)	8 (2.0)	9 (2.3)	112 (28.0)	139 (34.8)	2-24 (8.3)	13-15 (86.7)
2003-04	1-2-1-0 (1-0-1-0 in ANA)	13 (3.3)	18 (4.5)	115 (28.8)	160 (40.0)	2-11 (18.2)	13-15 (86.6)
2005-06	1-3-0 (1-1-0 in ANA)	6 (1.5)	9 (2.3)	104 (26.0)	130 (32.5)	3-18 (16.7)	19-25 (76.0)
2006-07	2-2-0 (2-0-0 in ANA)	9 (2.3)	6 (1.5)	105 (26.3)	115 (28.8)	4-21 (19.0)	19-22 (86.4)
2007-08	2-1-1 (1-1-0 in ANA)	12 (3.0)	10 (2.5)	88 (22.0)	139 (34.8)	4-24 (16.7)	23-27 (85.2)
2008-09	1-3-0 (1-1-0 in ANA)	11 (2.8)	15 (3.8)	104 (26.0)	152 (38.0)	5-18 (27.8)	15-20 (75.0)
2009-10	2-1-1 (2-0-0 in ANA)	13 (3.3)	12 (3.0)	115 (28.8)	154 (38.5)	2-14 (14.3)	17-23 (73.9)
2010-11	1-3-0 (1-1-0 in ANA)	6 (1.5)	14 (3.5)	115 (28.8)	142 (35.5)	0-9 (0.0)	17-19 (89.5)
<b>Totals</b>	<b>18-39-11 (15-15-4 in ANA)</b>	<b>158 (2.3)</b>	<b>214 (3.2)</b>	<b>1777 (26.1)</b>	<b>2379 (35.0)</b>	<b>50-301 (16.6)</b>	<b>249-324 (76.9)</b>

## ALL-TIME SERIES FAST FACTS

	Overall	@ Anaheim	@ Detroit
<b>All-Time Series:</b>	18-39-11	15-15-4	3-24-7
<b>Current Streak:</b>	One Anaheim win	One Anaheim win	Six Detroit wins
<b>Last Win by Anaheim:</b>	Mar. 2, 2011 (2-1 OT)	Mar. 2, 2011 (2-1 OT)	Feb. 10, 2008 (3-2)
<b>Last Win by Detroit:</b>	Dec. 3, 2010 (4-0)	Dec. 3, 2010 (4-0)	Oct. 23, 2010 (5-4)
<b>Last 10 games:</b>	3-6-1	7-3-0	1-7-2
<b>Overtime Record:</b>	3-0-11	2-0-4	1-0-7
<b>Longest Winning Streak:</b>	Two games, two times Last: Jan. 5-Feb. 3, 2010	Three games Mar. 7, 1999-Mar. 19, 2000	One game, three times Last: Feb. 10, 2008
<b>Longest Losing Streak:</b>	Five games, two times Last: Dec. 1, 2008-Dec. 11, 2009	Three games Oct. 8, 1993-Feb. 3, 1995	Nine games Feb. 15, 2002-Oct. 3, 2007
<b>Last Shutout by Anaheim:</b>	Mar. 30, 1997 (1-0 OT)	None	Mar. 30, 1997 (1-0 OT)
<b>Last Shutout by Detroit:</b>	Dec. 3, 2010 (4-0)	Dec. 3, 2010 (4-0)	Oct. 8, 2010 (4-0)
<b>Biggest Anaheim win:</b>	Three wins by three goals	Three wins by three goals	Three wins by one goal
<b>Biggest Detroit win:</b>	Two wins by five goals	Two wins by five goals	Dec. 3, 2003 (7-2)

# EDMONTON OILERS



**Rexall Place**  
**11230 - 110 Street**  
**Edmonton, Alberta T5G 3H7**  
**TEL: (780) 414-4000 • FAX: (780) 409-5848**  
**edmontonoilers.com**

## DIRECTORY

**General Manager** ..... Steve Tambellini  
**Head Coach** ..... Tom Renney  
**Associate Coach** ..... Ralph Krueger  
**Assistant Coach** ..... Kelly Buchberger  
**Assistant Coach** ..... Steve Smith  
**Goaltending Coach** ..... Frederic Chabot



**TOM RENNEY**

## ALL-TIME SERIES NOTES

### Hat Tricks

Alex Selivanov - Feb. 17, 1999 at Anaheim (3-0=3)

### Overtime Games

Mar. 31, 1994 3-2 loss at Anaheim  
 Jan. 23, 1995 5-4 win at Anaheim  
 Apr. 5, 1995 4-3 win at Anaheim  
 Feb. 8, 1997 2-1 win at Edmonton  
 Feb. 26, 1997 3-3 tie at Anaheim  
 Nov. 20, 1998 3-2 loss at Anaheim  
 Feb. 14, 2001 3-3 tie at Anaheim  
 Dec. 5, 2001 3-2 loss at Edmonton  
 Feb. 24, 2004 2-1 loss at Edmonton  
 Feb. 6, 2006 6-5 loss at Edmonton (SO)  
 Nov. 28, 2006 3-2 win at Edmonton  
 Oct. 28, 2007 3-2 loss at Anaheim (SO)  
 Dec. 19, 2008 3-2 win at Edmonton (SO)  
 Dec. 7, 2010 3-2 win at Edmonton (SO)

### Penalty Shots

J.F. Jomphe vs. Curtis Joseph - Apr. 5, 1998 at Edmonton (no goal)

(J. Arnott-GW goal)  
 (P. Douris-GW goal)  
 (S. Lebeau-GW goal)  
 (T. Selanne-GW goal)  
 (S. Pronger-GT goal)  
 (A. Kovalenko-GW goal)  
 (M. Leclerc-GT goal)  
 (S. Staios-GW goal)  
 (J. Stoll-GW goal)  
 (F. Pisani-SO winner)  
 (R. Getzlaf-GW goal)  
 (S. Gagner-SO winner)  
 (C. Perry-SO winner)  
 (C. Fowler-SO winner)

## ALL-TIME SERIES SUMMARY

Season	Series Results	GF	GA	SF	SA	Power Play	Penalty Killing
1993-94	5-1-0 (2-1-0 in ANA)	23 (3.8)	13 (2.2)	179 (29.8)	202 (33.7)	4-25 (16.0)	21-26 (80.8)
1994-95	2-2-0 (2-0-0 in ANA)	10 (2.5)	11 (2.8)	125 (31.3)	142 (35.5)	2-18 (11.1)	16-21 (76.2)
1995-96	1-4-0 (1-1-0 in ANA)	5 (1.0)	11 (2.2)	150 (30.0)	157 (31.4)	3-25 (12.0)	19-23 (82.6)
1996-97	4-0-1 (2-0-1 in ANA)	18 (3.6)	8 (1.6)	155 (31.0)	166 (33.2)	3-18 (16.7)	19-22 (86.4)
1997-98	4-2-0 (2-1-0 in ANA)	17 (2.8)	14 (3.2)	126 (21.0)	186 (31.0)	4-31 (12.9)	37-42 (88.1)
1998-99	2-3-0 (1-2-0 in ANA)	12 (2.4)	15 (3.0)	128 (25.6)	163 (32.6)	5-28 (17.9)	24-27 (88.9)
1999-00	2-2-0-0 (2-0-0-0 in ANA)	8 (2.0)	9 (2.3)	105 (26.3)	130 (32.5)	0-13 (0.0)	13-15 (86.7)
2000-01	1-2-1-0 (1-0-1-0 in ANA)	11 (2.8)	13 (3.3)	94 (23.5)	126 (31.5)	5-25 (20.0)	18-19 (94.7)
2001-02	1-2-0-1 (1-1-0-0 in ANA)	5 (1.25)	8 (2.0)	121 (30.3)	121 (30.3)	2-18 (11.1)	13-14 (92.9)
2002-03	0-4-0-0 (0-2-0-0 in ANA)	5 (1.25)	11 (2.8)	106 (26.5)	95 (23.8)	2-18 (11.1)	15-18 (83.3)
2003-04	1-2-0-1 (1-1-0-0 in ANA)	7 (1.8)	8 (2.0)	110 (27.5)	99 (24.8)	3-10 (30.0)	13-13 (100)
2005-06	0-3-1 (0-2-0 in ANA)	11 (2.8)	18 (4.5)	119 (29.8)	125 (31.3)	2-22 (9.1)	21-28 (75.0)
2006-07	3-1-0 (2-0-0 in ANA)	15 (3.8)	9 (2.3)	102 (25.5)	102 (25.5)	3-13 (23.1)	14-15 (93.3)
2007-08	1-2-1 (0-1-1 in ANA)	5 (1.3)	13 (3.3)	102 (25.5)	96 (24.0)	0-15 (0.0)	17-20 (85.0)
2008-09	2-2-0 (0-2-0 in ANA)	12 (3.0)	13 (3.3)	150 (37.5)	132 (33.0)	5-23 (21.7)	19-23 (82.6)
2009-10	4-0-0 (2-0-0 in ANA)	20 (5.0)	9 (2.3)	161 (40.3)	135 (33.8)	8-25 (32.0)	16-18 (88.9)
2010-11	3-1-0 (1-1-0 in ANA)	12 (3.0)	8 (2.0)	122 (30.5)	101 (25.3)	3-17 (17.6)	12-13 (92.3)
<b>Totals</b>	<b>36-33-6 (20-15-3 in ANA)</b>	<b>196 (2.6)</b>	<b>191 (2.5)</b>	<b>2155 (28.7)</b>	<b>2278 (30.4)</b>	<b>54-344 (15.7)</b>	<b>307-357 (86.0)</b>

## ALL-TIME SERIES FAST FACTS

	Overall	@ Anaheim	@ Edmonton
<b>All-Time Series:</b>	36-33-6	20-15-3	16-18-3
<b>Current Streak:</b>	Three Anaheim wins	One Anaheim win	Seven Anaheim wins
<b>Last Win by Anaheim:</b>	Feb. 13, 2011 (4-0)	Jan. 16, 2011 (3-2)	Feb. 13, 2011 (4-0)
<b>Last Win by Edmonton:</b>	Nov. 21, 2010 (4-2)	Nov. 21, 2010 (4-2)	Nov. 30, 2007 (5-1)
<b>Last 10 games:</b>	8-2-0	5-4-1	8-2-0
<b>Overtime Record:</b>	6-2-6	2-2-3	4-0-3
<b>Longest Winning Streak:</b>	Five games	Four games	Seven games
	Mar. 31, 2009-Apr. 11, 2010	Apr. 3, 1996-Feb. 17, 1997	Dec. 27, 2007-present
<b>Longest Losing Streak:</b>	Seven games	Four games	12 games
	Oct. 26, 2003-Feb. 2, 2004	Nov. 30, 2007-Mar. 27, 2009	Dec. 27, 1999-Apr. 13, 2006
<b>Last Shutout by Anaheim:</b>	Feb. 13, 2011 (4-0)	Apr. 5, 2002 (2-0)	Feb. 13, 2011 (4-0)
<b>Last Shutout by Edmonton:</b>	Dec. 2, 2007 (4-0)	Dec. 2, 2007 (4-0)	Jan. 15, 2003 (1-0)
<b>Biggest Anaheim win:</b>	Apr. 11, 2010 (7-2)	Apr. 11, 2010 (7-2)	Three wins by four goals
<b>Biggest Edmonton win:</b>	Four wins by four goals	Three wins by four goals	Nov. 30, 2007 (5-1)

# FLORIDA PANTHERS



BankAtlantic Center  
One Panther Parkway  
Sunrise, FL 33323

TEL: (954) 835-7000 • FAX: (954) 835-7700  
floridapanthers.com

## DIRECTORY

Executive Vice President/General Manager	Dale Tallon
Head Coach	Kevin Dineen
Assistant Coach	Gord Murphy
Assistant Coach	Craig Ramsey
Goaltending Coach	Robb Tallas
Senior Director, Communications	Matt Sacco



KEVIN DINEEN

## ALL-TIME SERIES NOTES

### Hat Tricks

Paul Kariya - Jan. 21, 1998 at Anaheim (3-2=5)  
Viktor Kozlov - Jan. 5, 2000 at Anaheim (3-1=4)  
David Booth - Nov. 9, 2008 at Anaheim (3-0=3)

### Penalty Shots

Paul Kariya vs. Kevin Weekes - Jan. 21, 1998 at Anaheim (goal)  
Ray Whitney vs. Guy Hebert - Mar. 21, 1999 at Anaheim (goal)

### Overtime Games

Dec. 7, 1997 3-3 tie at Florida  
Jan. 4, 1998 3-3 tie at Florida  
Oct. 16, 1999 3-2 loss at Florida  
Jan. 3, 2001 3-2 win at Anaheim  
Nov. 24, 2003 4-4 tie at Anaheim

(T. Krygier-GT goal)  
(T. Selanne-GT goal)  
(J. Spacek-GW goal)  
(P. Tenkrat-GW goal)  
(K. Huselius-GT goal)

## ALL-TIME SERIES SUMMARY

Season	Series Results	GF	GA	SF	SA	Power Play	Penalty Killing
1993-94	0-2-0 (0-1-0 in ANA)	4 (2.0)	7 (3.5)	67 (33.5)	41(20.5)	1-11 (9.1)	9-11 (81.8)
1994-95	Did not play - NHL work stoppage						
1995-96	0-1-1 (0-1-0 in ANA)	6 (3.0)	7 (3.5)	53 (26.5)	58 (29.0)	1-5 (20.0)	10-11 (90.9)
1996-97	2-0-0 (1-0-0 in ANA)	6 (3.0)	2 (1.0)	49 (24.5)	60 (30.0)	2-6 (33.3)	9-9 (100.0)
1997-98	1-0-1 (1-0-0 in ANA)	11 (5.5)	6 (3.0)	58 (29.0)	84 (42.0)	2-7 (28.6)	12-13 (92.3)
1998-99	0-1-0 (0-1-0 in ANA)	2 (2.0)	5 (5.0)	27 (27.0)	41 (41.0)	1-2 (50.0)	3-4 (75.0)
1999-00	0-1-0-1 (0-1-0-0 in ANA)	3 (1.5)	8 (4.0)	58 (29.0)	58 (29.0)	0-11 (0.0)	5-9 (55.5)
2000-01	1-0-0-0 (1-0-0-0 in ANA)	3 (3.0)	2 (2.0)	31 (31.0)	25 (25.0)	1-8 (12.5)	4-4 (100.0)
2001-02	0-2-0-0 (0-1-0-0 in ANA)	1 (0.5)	8 (4.0)	57 (28.5)	52 (26.0)	0-7 (0.0)	4-5 (80.0)
2002-03	1-0-1-0 (0-0-1-0 in ANA)	6 (3.0)	5 (2.5)	29 (14.5)	32 (16.0)	1-8 (12.5)	4-7 (57.1)
2003-04	0-1-0-0 (0-0-0-0 in ANA)	2 (2.0)	3 (3.0)	34 (34.0)	40 (40.0)	0-1 (0.0)	1-2 (50.0)
2005-06	1-0-0 (1-0-0 in ANA)	1 (1.0)	0 (0.0)	31 (31.0)	30 (30.0)	0-7 (0.0)	7-7 (100.0)
2006-07	1-0-0 (0-0-0 in ANA)	5 (5.0)	4 (4.0)	36 (36.0)	31 (31.0)	1-4 (25.0)	4-4 (100.0)
2007-08	Did not play						
2008-09	0-1-0 (0-1-0 in ANA)	1 (1.0)	3 (3.0)	45 (45.0)	26 (26.0)	0-4 (0.0)	3-4 (75.0)
2009-10	1-0-0 (0-0-0 in ANA)	3 (3.0)	0 (0.0)	25 (25.0)	33 (33.0)	1-3 (33.3)	4-4 (100.0)
2010-11	1-0-0 (1-0-0 in ANA)	5 (5.0)	3 (3.0)	29 (29.0)	32 (32.0)	0-1 (0.0)	0-2 (0.0)
<b>Totals</b>	<b>9-9-4 (5-6-1 in ANA)</b>	<b>59 (2.7)</b>	<b>63 (2.9)</b>	<b>629 (28.6)</b>	<b>643 (29.2)</b>	<b>11-85 (12.9)</b>	<b>79-96 (82.3)</b>

## ALL-TIME SERIES FAST FACTS

	Overall	@ Anaheim	@ Florida
<b>All-Time Series:</b>	9-9-4	5-6-1	4-3-3
<b>Current Streak:</b>	Two Anaheim wins	One Anaheim win	Two Anaheim wins
<b>Last Win by Anaheim:</b>	Dec. 1, 2010 (5-3)	Dec. 1, 2010 (5-3)	Feb. 1, 2010 (3-0)
<b>Last Win by Florida:</b>	Nov. 9, 2008 (3-1)	Nov. 9, 2008 (3-1)	Dec. 27, 2003 (3-2)
<b>Last 10 games:</b>	5-4-1	5-4-1	4-3-3
<b>Overtime Record:</b>	1-0-4	1-0-1	0-0-3
<b>Longest Winning Streak:</b>	Two games, four times Last: Feb. 1, 2010-present	Two games Jan. 8, 1997-Jan. 21, 1998	Two games Dec. 12, 2006-present
<b>Longest Losing Streak:</b>	Three games, two times Last: Mar. 21, 1999-Jan. 5, 2000	Two games, two times Last: Mar. 21, 1999-Jan. 5, 2000	One game, three times Last: Dec. 27, 2003-Dec. 12, 2006
<b>Last Shutout by Anaheim:</b>	Feb. 1, 2010 (3-0)	Jan. 21, 2006 (1-0)	Feb. 1, 2010 (3-0)
<b>Last Shutout by Florida:</b>	Nov. 21, 2001 (6-0)	None	Nov. 21, 2001 (6-0)
<b>Biggest Anaheim win:</b>	Jan. 4, 1998 (8-3)	Jan. 4, 1998 (8-3)	Two wins by two goals Nov. 21, 2001 (6-0)
<b>Biggest Florida win:</b>	Nov. 21, 2001 (6-0)	Jan. 5, 2000 (5-1)	

# LOS ANGELES KINGS



STAPLES Center

1111 S. Figueroa Street  
Los Angeles, CA 90015

TEL: 310-535-4500 • FAX: 310-535-4507

lakings.com

## DIRECTORY

President/General Manager ..... Dean Lombardi  
Head Coach ..... Terry Murray  
Assistant Coach ..... John Stevens  
Assistant Coach ..... Jamie Kompon  
Goaltending Coach ..... Bill Ranford  
Vice President, Communications and Content ..... Michael Altieri



TERRY MURRAY

## ALL-TIME SERIES NOTES

### Hat Tricks

Marty McInnis - Oct. 23, 2000 at Anaheim (3-0-3)  
Jonathan Hedstrom - Jan. 9, 2006 at Anaheim (3-0-3)  
Bobby Ryan - Jan. 8, 2009 at Los Angeles (3-0-3)

### Penalty Shots

Dan Quinn vs. M. Shtalenkov - Mar. 21, 1995 at Anaheim (goal)  
Glen Murray vs. Guy Hebert - Feb. 7, 1998 at Anaheim (no goal)  
Tomas Sandstrom vs. Stephane Fiset - Feb. 15, 1999 at LA (goal)  
Paul Kariya vs. Stephane Fiset - Mar. 18, 1999 at LA (no goal)  
Teemu Selanne vs. Mathieu Garon - Mar. 18, 2007 at Anaheim (no goal)

### Overtime Games

Mar. 21, 1995 3-3 tie at Anaheim (D. Quinn-GT goal)  
Apr. 23, 1995 2-2 tie at Los Angeles (M. McSorley-GT goal)  
Dec. 31, 1995 2-2 tie at Los Angeles (R. Tocchet-GT goal)  
Feb. 17, 1997 2-1 win at Los Angeles (P. Kariya-GW goal)  
Jan. 25, 1997 2-2 tie at Los Angeles (K. Nurminen-GT goal)  
Jan. 12, 1998 3-2 loss at Los Angeles (R. Ferraro-GW goal)  
Jan. 24, 1998 3-3 tie at Anaheim (P. Kariya-GT goal)  
Mar. 9, 1998 4-3 loss at Los Angeles (Y. Perreault-GW goal)  
Apr. 15, 1999 4-3 loss at Los Angeles (R. Ferraro-GW goal)  
Dec. 3, 1999 1-1 tie at Anaheim (P. Trnka-GT goal)  
Mar. 15, 2000 2-2 tie at Anaheim (B. Smolinski-GT goal)  
Apr. 9, 2000 4-3 loss at Anaheim (G. Murray-GW goal)  
Oct. 23, 2000 5-4 loss at Anaheim (Z. Palffy-GW goal)  
Mar. 24, 2001 3-3 tie at Los Angeles (Y. Iivrodovsky-GT goal)  
Dec. 16, 2001 3-2 loss at Anaheim (A. Miller-GW goal)  
Dec. 27, 2001 2-2 tie at Los Angeles (B. Smolinski-GT goal)

Nov. 29, 2002 2-2 tie at Anaheim (K. Carney-GT goal)  
Jan. 7, 2004 4-4 tie at Anaheim (T. Simpson-GT goal)  
Jan. 28, 2004 4-3 loss at Anaheim (J. Corvo-GW goal)  
Dec. 16, 2005 4-3 loss at Anaheim (S.O.) (A. Frolov-SO winner)  
Jan. 23, 2006 3-2 loss at Los Angeles (S.O.) (J. Corvo-SO winner)  
Jan. 30, 2006 4-3 win at Anaheim (S.O.) (S. Niedermaier-GW goal)  
Oct. 22, 2006 3-2 win at Los Angeles (S.O.) (R. Getzlaf-SO winner)  
Feb. 17, 2007 3-2 win at Los Angeles (S.O.) (C. Perry-SO winner)  
Feb. 18, 2007 4-3 loss at Anaheim (S.O.) (L. Visnovsky-SO winner)  
Mar. 1, 2007 4-3 loss at Los Angeles (M. Cammalleri-GW goal)  
Nov. 13, 2007 4-3 win at Anaheim (S.O.) (C. Perry-SO winner)  
Mar. 26, 2008 2-1 win at Anaheim (S.O.) (M. Schneider-SO winner)  
Nov. 4, 2008 1-0 win at Los Angeles (C. Pronger-GW goal)  
Apr. 3, 2010 2-1 win at Los Angeles (S.O.) (S. Koivu-SO winner)  
Apr. 6, 2010 5-4 loss at Anaheim (S.O.) (A. Kapitar-SO winner)  
Mar. 19, 2011 2-1 win at Los Angeles (C. Perry-GW goal)

## ALL-TIME SERIES SUMMARY

Season	Series Results	GF	GA	SF	SA	Power Play	Penalty Killing
1993-94	2-4-0 (1-2-0 in ANA)	18 (3.0)	20 (3.3)	212 (35.3)	192 (32.0)	8-33 (24.2)	32-38 (94.2)
1994-95	2-1-2 (1-0-1 in ANA)	14 (2.8)	10 (2.0)	162 (34.2)	149 (29.8)	1-15 (6.6)	13-17 (76.4)
1995-96	2-3-1 (1-1-1 in ANA)	14 (2.3)	21 (3.5)	208 (34.7)	213 (35.5)	3-27 (11.1)	26-34 (76.5)
1996-97	3-1-1 (3-0-0 in ANA)	17 (3.4)	13 (2.6)	150 (30.0)	159 (31.0)	4-22 (18.2)	26-27 (96.3)
1997-98	1-3-1 (0-1-1 in ANA)	14 (2.8)	16 (3.2)	133 (26.6)	140 (28.0)	2-24 (8.3)	20-25 (80.0)
1998-99	5-1-0 (3-0-0 in ANA)	18 (3.0)	9 (1.5)	154 (25.7)	215 (35.8)	6-19 (31.6)	25-29 (86.2)
1999-00	2-1-2-1 (0-0-2-1 in ANA)	17 (2.8)	14 (2.3)	176 (29.3)	150 (25.0)	6-25 (24.0)	17-20 (85.0)
2000-01	2-1-1-1 (2-0-0-1 in ANA)	17 (3.4)	14 (2.8)	121 (24.2)	163 (32.6)	6-26 (23.1)	22-26 (84.6)
2001-02	0-3-1-1 (0-1-0-1 in ANA)	7 (1.4)	14 (2.8)	140 (28.0)	103 (20.6)	1-27 (3.7)	17-22 (77.3)
2002-03	2-2-1-0 (1-1-1-0 in ANA)	16 (3.2)	17 (3.4)	133 (26.6)	141 (28.2)	6-23 (26.0)	21-23 (91.3)
2003-04	1-3-1-1 (1-0-1-1 in ANA)	17 (2.8)	22 (3.6)	175 (29.2)	200 (33.3)	4-20 (20.0)	26-30 (86.6)
2005-06	5-1-2 (3-0-1 in ANA)	32 (4.0)	21 (2.6)	279 (34.9)	256 (32.0)	15-44 (34.1)	45-53 (84.9)
2006-07	4-2-2 (1-2-1 in ANA)	24 (3.0)	25 (3.1)	227 (28.4)	217 (33.9)	8-33 (24.2)	35-44 (79.5)
2007-08	6-2-0 (4-0-0 in ANA)	25 (3.1)	20 (2.5)	247 (30.9)	214 (26.8)	5-36 (13.9)	33-42 (78.6)
2008-09	3-3-0 (2-1-0 in ANA)	15 (2.5)	15 (2.5)	163 (27.2)	157 (25.2)	5-29 (17.2)	27-33 (81.8)
2009-10	2-3-1 (1-1-1 in ANA)	17 (2.8)	22 (3.7)	161 (26.8)	206 (34.3)	6-19 (31.6)	19-24 (79.2)
2010-11	4-2-0 (2-1-0 in ANA)	12 (2.0)	10 (1.7)	138 (23.0)	175 (29.2)	3-14 (21.4)	21-23 (91.3)
<b>Totals</b>	<b>46-36-20 (25-11-13 in ANA)</b>	<b>297 (2.9)</b>	<b>289 (2.8)</b>	<b>3005 (29.5)</b>	<b>2921 (28.6)</b>	<b>89-436 (20.4)</b>	<b>425-510 (83.3)</b>

## ALL-TIME SERIES FAST FACTS

	Overall	@ Anaheim	@ Los Angeles
<b>All-Time Series:</b>	46-36-20	25-11-13	20-25-7
<b>Current Streak:</b>	Three Anaheim wins	One Anaheim win	Two Anaheim wins
<b>Last Win by Anaheim:</b>	Apr. 9, 2011 (3-1)	Apr. 8, 2011 (2-1)	Apr. 9, 2011 (3-1)
<b>Last Win by Los Angeles:</b>	Feb. 23, 2011 (3-2)	Feb. 23, 2011 (3-2)	Dec. 26, 2010 (4-1)
<b>Last 10 games:</b>	6-4-0	6-3-1	5-5-0
<b>Overtime Record:</b>	9-3-20	3-0-13	6-3-7
<b>Longest Winning Streak:</b>	Six games Apr. 18, 1998-Mar. 18, 1999	Six games Nov. 13, 2007-Jan. 6, 2009	Five games Jan. 28, 2006-Feb. 17, 2007
<b>Longest Losing Streak:</b>	Five games Jan. 8, 2009-Feb. 4, 2010	Three games Dec. 16, 2001-Oct. 16, 2002	Three games, four times Last: Jan. 8, 2009-Feb. 8, 2010
<b>Last Shutout by Anaheim:</b>	Nov. 29, 2010 (2-0)	Nov. 29, 2010 (2-0)	Nov. 4, 2008 (1-0 OT)
<b>Last Shutout by Los Angeles:</b>	Jan. 14, 2010 (4-0)	None	Jan. 14, 2010 (4-0)
<b>Biggest Anaheim win:</b>	Seven wins by four goals Dec. 27, 1995 (7-1)	Six wins by four goals Feb. 7, 1998 (5-2)	Three wins by three goals Dec. 27, 1995 (7-1)

# MINNESOTA WILD



Xcel Energy Center  
317 Washington St.  
St. Paul, MN 55102

TEL: (651) 602-6000 • FAX: (651) 222-1055  
wild.com

## DIRECTORY

General Manager ..... Chuck Fletcher  
Head Coach ..... Mike Yeo  
Assistant Coach ..... Darby Hendrickson  
Assistant Coach ..... Darryl Sydor  
Assistant Coach ..... Rick Wilson  
Goaltending Coach ..... Bob Mason  
Communications Manager ..... Aaron Sickman



MIKE YEO

## ALL-TIME SERIES NOTES

### Hat Tricks

Vaclav Prospal - Jan. 23, 2004 at Anaheim (3-1=4)  
Corey Perry - Dec. 12, 2010 at Anaheim (3-2=5)

### Penalty Shots

Corey Perry vs. Niklas Backstrom - Dec. 12, 2010 at Anaheim (goal)

### Overtime Games

Dec. 8, 2000	1-0 win at Minnesota	(O. Tverdovsky-GW goal)
Jan. 11, 2002	2-2 tie at Minnesota	(P. Kariya-GT goal)
Jan. 23, 2002	3-2 win at Anaheim	(K. Carney-GW goal)
Jan. 20, 2003	2-1 loss at Minnesota	(A. Laaoksonen-GW goal)
Nov. 30, 2003	1-1 tie at Minnesota	(S. Ozolinsh-GT goal)
Nov. 6, 2005	4-3 loss at Anaheim (SO)	(R. Robitaille-SO winner)
Oct. 27, 2006	3-2 loss at Minnesota (SO)	(M. Koivu-SO winner)
Oct. 6, 2009	4-3 loss at Minnesota (OT)	(A. Brunette-GW goal)
Dec. 4, 2009	5-4 loss at Minnesota (SO)	(G. Latendresse-SO winner)
Nov. 17, 2010	2-1 loss at Minnesota	(A. Miettinen-GW goal)
Feb. 25, 2011	3-2 loss at Anaheim	(P. Bouchard-GW goal)

## ALL-TIME SERIES SUMMARY

Season	Series Results	GF	GA	SF	SA	Power Play	Penalty Killing
2000-01	2-2-0-0 (1-1-0-0 in ANA)	6 (1.5)	9 (2.3)	112 (28.0)	115 (28.8)	2-17 (11.8)	22-24 (91.7)
2001-02	2-1-1-0 (1-1-0-0 in ANA)	13 (3.3)	10 (2.5)	91 (22.8)	109 (27.3)	4-16 (25.0)	18-19 (94.7)
2002-03	2-1-0-1 (1-0-0-1 in ANA)	4 (1.0)	6 (1.5)	102 (25.5)	107 (27.8)	0-10 (0.0)	12-12 (10.0)
2003-04	2-1-1-0 (2-0-0-0 in ANA)	10 (2.5)	5 (1.3)	121 (30.3)	87 (21.8)	4-13 (30.8)	13-15 (86.7)
2005-06	1-2-1 (1-0-1 in ANA)	9 (2.3)	14 (3.5)	126 (31.5)	117 (29.3)	2-25 (8.0)	20-23 (87.0)
2006-07	2-1-1 (2-0-0 in ANA)	10 (2.5)	10 (2.5)	131 (32.8)	116 (29.0)	3-20 (15.0)	21-24 (87.5)
2007-08	1-3-0 (0-2-0 in ANA)	7 (1.8)	14 (3.5)	115 (28.8)	94 (23.5)	2-15 (13.3)	11-15 (73.3)
2008-09	2-2-0 (1-1-0 in ANA)	9 (2.3)	8 (2.0)	140 (35.0)	108 (27.0)	1-14 (7.1)	13-15 (86.7)
2009-10	2-0-2 (2-0-0 in ANA)	14 (3.5)	13 (3.3)	109 (27.3)	127 (31.8)	3-12 (25.0)	11-16 (88.8)
2010-11	1-1-2 (1-0-1 in ANA)	10 (2.5)	12 (3.0)	142 (35.5)	106 (26.5)	3-17 (17.6)	10-13 (76.9)
<b>Totals</b>	<b>17-14-9 (12-5-2 in ANA)</b>	<b>92 (2.3)</b>	<b>101 (2.5)</b>	<b>1189 (29.7)</b>	<b>1086 (27.2)</b>	<b>24-159 (15.1)</b>	<b>151-176 (85.8)</b>

## ALL-TIME SERIES FAST FACTS

	Overall	@ Anaheim	@ Minnesota
<b>All-Time Series:</b>	17-14-9	12-5-2	5-9-7
<b>Current Streak:</b>	Two Minnesota wins	One Minnesota win	Five Minnesota wins
<b>Last Win by Anaheim:</b>	Dec. 12, 2010 (6-2)	Dec. 12, 2010 (6-2)	Jan. 17, 2009 (3-0)
<b>Last Win by Minnesota:</b>	Feb. 25, 2011 (3-2 OT)	Feb. 25, 2011 (3-2 OT)	Feb. 18, 2011 (5-1)
<b>Last 10 games:</b>	3-3-4	6-3-1	2-4-4
<b>Overtime Record:</b>	2-0-9	1-0-2	1-0-7
<b>Longest Winning Streak:</b>	Two games, three times Last: Dec. 14, 2009-Jan. 17, 2009	Three games, two times Last: Oct. 17, 2009-Dec. 12, 2010	One game, five times Last: Jan. 17, 2009
<b>Longest Losing Streak:</b>	Four games Mar. 28, 2004-Jan. 7, 2006	Two games Oct. 14, 2007-Dec. 14, 2007	Five games, two times Last: Feb. 4, 2009-present
<b>Last Shutout by Anaheim:</b>	Jan. 17, 2009 (3-0)	Mar. 3, 2004 (2-0)	Jan. 17, 2009 (3-0)
<b>Last Shutout by Minnesota:</b>	Feb. 4, 2009 (3-0)	Oct. 14, 2007 (2-0)	Feb. 4, 2009 (3-0)
<b>Biggest Anaheim win:</b>	Oct. 6, 2000 (8-3)	Oct. 6, 2000 (8-3)	Dec. 18, 2001 (5-1)
<b>Biggest Minnesota win:</b>	Jan. 24, 2001 (5-0)	Jan. 24, 2001 (5-0)	Four goals, two times



# MONTREAL CANADIENS



Bell Centre  
 1909 Avenue des Canadiens de Montreal  
 Montreal, Quebec H3B 5E8  
 TEL: (514) 932-2582 • FAX: (514) 932-8285  
 canadiens.com

## DIRECTORY

Executive Vice President/General Manager ..... Pierre Gauthier  
 Head Coach ..... Jacques Martin  
 Assistant Coach ..... Perry Pearn  
 Assistant Coach ..... Randy Cunneynworth  
 Assistant Coach ..... Randy Ladouceur  
 Goaltending Coach ..... Pierre Groulx  
 Director of Media Relations ..... Dominick Saillant



JACQUES MARTIN

## ALL-TIME SERIES NOTES

### Hat Tricks

Brian Savage - Oct. 7, 1996 at Montreal (3-0-3)  
 Martin Rucinsky - Nov. 6, 1996 at Anaheim (3-0-3)

### Penalty Shots

Joe Sacco vs. Jocelyn Thibault - Nov. 12, 1998 at Anaheim (goal)  
 Corey Perry vs. Carey Price - Oct. 25, 2008 at Montreal (no goal)

### Overtime Games

Nov. 8, 1995	3-2 win at Montreal	(P. Kariya-GW goal)
Oct. 7, 1996	6-6 tie at Montreal	(B. Dallas-GT goal)
Nov. 12, 1997	4-3 loss at Anaheim	(V. Bure-GW goal)
Oct. 9, 2002	2-2 tie at Montreal	(K. Carney-GT goal)
Mar. 7, 2010	4-3 loss at Anaheim (SO)	(T. Plekanec-SO winner)
Jan. 22, 2011	4-3 win at Montreal (SO)	(B. Ryan-SO winner)

## ALL-TIME SERIES SUMMARY

Season	Series Results	GF	GA	SF	SA	Power Play	Penalty Killing
1993-94	0-2-0 (0-1-0 in ANA)	3 (1.5)	9 (4.5)	59 (29.5)	60 (30.0)	0-10 (0.0)	2-6 (33.3)
1994-95	Did not play - NHL work stoppage						
1995-96	2-0-0 (1-0-0 in ANA)	8 (4.0)	4 (2.0)	67 (33.5)	56 (28.0)	3-10 (30.0)	11-12 (91.7)
1996-97	0-1-1 (0-1-0 in ANA)	11 (5.5)	12 (6.0)	67 (33.5)	71 (35.5)	4-12 (33.3)	4-9 (44.4)
1997-98	1-1-0 (0-1-0 in ANA)	8 (4.0)	8 (4.0)	52 (26.0)	58 (29.0)	4-13 (30.8)	7-11 (63.6)
1998-99	0-1-0 (0-0-0 in ANA)	0 (0.0)	1 (1.0)	24 (24.0)	30 (30.0)	0-3 (0.0)	2-3 (66.7)
1999-00	0-2-0-0 (0-1-0-0 in ANA)	2 (1.0)	4 (2.0)	56 (28.0)	46 (23.0)	0-7 (0.0)	5-6 (83.3)
2000-01	1-0-0-0 (1-0-0-0 in ANA)	4 (4.0)	2 (2.0)	23 (23.0)	29 (29.0)	1-6 (16.7)	4-5 (80.0)
2001-02	0-1-0-0 (0-0-0-0 in ANA)	1 (1.0)	3 (3.0)	25 (25.0)	18 (18.0)	0-7 (0.0)	4-4 (100.0)
2002-03	1-0-1-0 (1-0-0-0 in ANA)	5 (2.5)	3 (1.5)	56 (28.0)	49 (24.5)	0-5 (0.0)	4-5 (80.0)
2003-04	0-1-0-0 (0-1-0-0 in ANA)	2 (2.0)	5 (5.0)	38 (38.0)	24 (24.0)	0-3 (0.0)	1-2 (50.0)
2005-06	1-0-0 (0-0-0 in ANA)	5 (5.0)	3 (3.0)	37 (37.0)	24 (24.0)	1-6 (16.7)	5-7 (71.4)
2006-07	Did not play						
2007-08	1-0-0 (1-0-0 in ANA)	3 (3.0)	1 (1.0)	37 (37.0)	21 (21.0)	0-8 (0.0)	4-4 (100.0)
2008-09	1-0-0 (0-0-0 in ANA)	6 (6.0)	4 (4.0)	25 (25.0)	51 (51.0)	2-3 (66.7)	5-6 (83.3)
2009-10	0-0-1 (0-0-1 in ANA)	3 (3.0)	4 (4.0)	32 (32.0)	43 (43.0)	1-1 (100.0)	3-3 (100.0)
2010-11	1-0-0 (0-0-0 in ANA)	4 (4.0)	3 (3.0)	26 (26.0)	40 (40.0)	2-4 (50.0)	4-6 (66.7)
<b>Totals</b>	<b>9-9-3 (4-5-1 in ANA)</b>	<b>65 (3.1)</b>	<b>66 (3.1)</b>	<b>624 (29.7)</b>	<b>620 (29.5)</b>	<b>18-98 (18.4)</b>	<b>65-89 (73.0)</b>

## ALL-TIME SERIES FAST FACTS

	Overall	@ Anaheim	@ Montreal
<b>All-Time Series:</b>	One Anaheim win	One Montreal win	Three Anaheim wins
<b>Last Win by Anaheim:</b>	Jan. 22, 2011 (4-3 SO)	Mar. 9, 2008 (3-1)	Jan. 22, 2011 (4-3 SO)
<b>Last Win by Montreal:</b>	Mar. 7, 2010 (4-3 SO)	Mar. 7, 2010 (4-3 SO)	Oct. 9, 2001 (3-1)
<b>Last 10 games:</b>	6-3-1	4-5-1	5-3-2
<b>Overtime Record:</b>	2-1-3	0-1-1	2-0-2
<b>Longest Winning Streak:</b>	Three games Dec. 10, 2005-Oct. 25, 2008	Two games Mar. 7, 2001-Mar. 5, 2003	Three games Dec. 10, 2005-present
<b>Longest Losing Streak:</b>	Three games Oct. 13, 1998-Nov. 22, 1999	Three games Nov. 6, 1996-Nov. 22, 1999	Three games Oct. 13, 1998-Oct. 9, 2002
<b>Last Shutout by Anaheim:</b>	None	None	None
<b>Last Shutout by Montreal:</b>	Oct. 13, 1998 (1-0)	None	Oct. 13, 1998 (1-0)
<b>Biggest Anaheim win:</b>	Mar. 2, 1994 (5-2)	Mar. 2, 1994 (5-2)	Two wins by two goals
<b>Biggest Montreal win:</b>	Three wins by three goals	Two wins by three goals	Oct. 23, 1993 (4-1)

# NASHVILLE PREDATORS



Bridgestone Arena  
501 Broadway  
Nashville, TN 37203  
TEL: (615) 770-2300 • FAX: (615) 770-2309  
nashvillepredators.com

## DIRECTORY

President of Hockey Operations/General Manager ..... David Poile  
Head Coach ..... Barry Trotz  
Associate Coach ..... Peter Horachek  
Assistant Coach ..... Lane Lambert  
Goaltending Coach ..... Mitch Korn  
Sr. VP of Hockey Communications & Public Relations ..... Gerry Helper



**BARRY TROTZ**

## ALL-TIME SERIES NOTES

### Hat Tricks

None

### Penalty Shots

Steve Thomas vs. Tomas Vokoun - Apr. 1, 2003 at NSH (goal)

### Overtime Games

Nov. 4, 2000	3-3 tie at Nashville	(P. Trepanier-GT goal)
Dec. 28, 2000	2-2 tie at Nashville	(P. Tenkrat-GT goal)
Mar. 11, 2001	1-0 win at Anaheim	(M. Crowley-GW goal)
Apr. 1, 2003	2-1 win at Nashville	(S. Thomas-GW goal)
Nov. 21, 2003	4-3 loss at Anaheim	(S. Hartnell-GW goal)
Feb. 20, 2004	3-2 loss at Anaheim	(S. Walker-GW goal)
Oct. 8, 2005	3-2 loss at Nashville (SO)	(P. Kariya-SO winner)
Jan. 9, 2007	5-4 loss at Nashville	(S. Sullivan-GW goal)
Mar. 4, 2007	3-2 win at Anaheim (SO)	(T. Selanne-SO winner)
Nov. 14, 2008	4-3 loss at Nashville	(D. Hamhuis-GW goal)
Mar. 18, 2009	4-3 win at Anaheim	(T. Selanne-GW goal)
Mar. 24, 2009	2-1 win at Nashville	(T. Selanne-SO winner)

## ALL-TIME SERIES SUMMARY

Season	Series Results	GF	GA	SF	SA	Power Play	Penalty Killing
1998-99	2-2-0 (2-0-0 in ANA)	11 (2.8)	8 (2.0)	127 (31.8)	114 (28.5)	7-23 (30.4)	12-15 (80.0)
1999-00	4-0-0-0 (2-0-0-0 in ANA)	12 (3.0)	5 (1.3)	121 (30.3)	109 (27.3)	2-11 (18.2)	13-14 (92.9)
2000-01	1-1-2-0 (1-1-0-0 in ANA)	6 (1.5)	8 (2.0)	104 (26.0)	115 (28.8)	1-17 (5.9)	13-15 (86.7)
2001-02	3-1-0-0 (2-0-0-0 in ANA)	13 (3.3)	8 (2.0)	101 (25.3)	90 (22.5)	3-16 (18.8)	11-11 (100.0)
2002-03	3-1-0-0 (2-0-0-0 in ANA)	8 (2.0)	4 (1.0)	118 (29.5)	120 (30.0)	3-18 (16.7)	19-20 (95.0)
2003-04	1-1-0-2 (0-0-0-2 in ANA)	10 (2.0)	11 (3.3)	134 (35.0)	118 (30.6)	4-16 (18.2)	19-23 (78.6)
2005-06	3-0-1 (2-0-0 in ANA)	16 (4.0)	9 (2.3)	136 (34.0)	130 (32.5)	6-28 (21.4)	19-21 (90.5)
2006-07	2-1-1 (2-0-0 in ANA)	11 (2.8)	10 (2.5)	134 (33.5)	79 (19.8)	4-19 (21.1)	19-21 (90.5)
2007-08	3-1-0 (2-0-0 in ANA)	12 (3.0)	8 (2.0)	107 (26.8)	118 (29.5)	3-16 (18.8)	14-23 (60.87)
2008-09	2-1-1 (1-0-1 in ANA)	10 (2.5)	12 (3.0)	115 (28.8)	125 (31.3)	5-12 (41.7)	8-13 (61.5)
2009-10	2-2-0 (1-1-0 in ANA)	8 (2.0)	6 (1.5)	109 (27.3)	131 (32.8)	1-11 (9.1)	10-12 (83.3)
2010-11	1-3-0 (1-1-0 in ANA)	11 (2.8)	17 (4.3)	153 (38.3)	125 (31.3)	3-16 (18.8)	15-16 (93.8)
<b>Totals</b>	<b>27-14-7 (18-3-2 in ANA)</b>	<b>128 (2.7)</b>	<b>106 (2.2)</b>	<b>1459 (30.4)</b>	<b>1374 (28.6)</b>	<b>42-203 (20.7)</b>	<b>177-204 (86.8)</b>

## ALL-TIME SERIES FAST FACTS

	Overall	@ Anaheim	@ Nashville
<b>All-Time Series:</b>	27-14-7	18-3-2	9-11-5
<b>Current Streak:</b>	Two Nashville wins	One Nashville win	Two Nashville wins
<b>Last Win by Anaheim:</b>	Nov. 7, 2010 (5-4)	Nov. 7, 2010 (5-4)	Jan. 9, 2010 (3-2)
<b>Last Win by Nashville:</b>	Mar. 24, 2011 (5-4)	Jan. 5, 2011 (4-1)	Mar. 24, 2011 (5-4)
<b>Last 10 games:</b>	5-5-0	7-2-1	3-6-1
<b>Overtime Record:</b>	5-0-7	3-0-2	2-0-5
<b>Longest Winning Streak:</b>	Five games Mar. 5, 1999-Apr. 7, 2000	Six games Nov. 1, 2005-Jan. 7, 2008	Two games Nov. 27, 1999-Apr. 7, 2000
<b>Longest Losing Streak:</b>	Three games Oct. 9, 2003-Feb. 20, 2004	Two games Nov. 21, 2003-Feb. 20, 2004	Three games Nov. 27, 1998-Jan. 4, 1999
<b>Last Shutout by Anaheim:</b>	Nov. 5, 2009 (4-0)	Nov. 5, 2009 (4-0)	None
<b>Last Shutout by Nashville:</b>	Mar. 12, 2010 (1-0)	Mar. 12, 2010 (1-0)	Feb. 3, 2007 (3-0)
<b>Biggest Anaheim win:</b>	Dec. 16, 1998 (6-1)	Dec. 16, 1998 (6-1)	Apr. 7, 2000 (5-1)
<b>Biggest Nashville win:</b>	Six wins by three goals	Two wins by three goals	Four wins by three goals

# NEW JERSEY DEVILS



Prudential Center

165 Mulberry St.

Newark, NJ 07102

TEL: (973) 757-6100 • FAX: (973) 757-6399

newjerseydevils.com

## DIRECTORY

CEO/President/General Manager	Lou Lamoriello
Head Coach	Peter DeBoer
Assistant Coach	Larry Robinson
Assistant Coach	Adam Oates
Assistant Coach	Dave Barr
Goaltending Coach	Chris Terreri
Senior Vice President, Communications	Mike Levine



PETER DEBOER

## ALL-TIME SERIES NOTES

### Hat Tricks

None

### Penalty Shots

Fredrik Olausson vs. Martin Brodeur - Nov. 24, 1999 vs. NJ (goal)

### Overtime Games

Nov. 12, 2002

3-2 loss at New Jersey

(J. Langenbrunner-GW goal)

Nov. 26, 2003

3-3 tie at Anaheim

(S. Fedorov-GT goal)

## ALL-TIME SERIES SUMMARY

Season	Series Results	GF	GA	SF	SA	Power Play	Penalty Killing
1993-94	0-2-0 (0-1-0 in ANA)	3 (1.5)	10 (5.0)	41 (20.5)	67 (33.5)	1-8 (12.5)	9-12 (75.0)
1994-95	Did not play - NHL work stoppage						
1995-96	2-0-0 (1-0-0 in ANA)	10 (5.0)	3 (1.5)	50 (25.0)	56 (28.0)	1-5 (20.0)	6-6 (100.0)
1996-97	1-1-0 (1-0-0 in ANA)	6 (3.0)	6 (3.0)	64 (32.0)	64 (32.0)	0-8 (0.0)	7-8 (87.5)
1997-98	1-1-0 (1-0-0 in ANA)	2 (1.0)	3 (1.5)	44 (22.0)	57 (28.5)	0-8 (0.0)	5-5 (100.0)
1998-99	0-2-0 (0-1-0 in ANA)	4 (2.0)	11 (5.5)	49 (24.5)	64 (32.0)	1-8 (12.5)	5-8 (62.5)
1999-00	0-2-0-0 (0-1-0-0 in ANA)	3 (1.5)	5 (2.5)	54 (27.0)	59 (29.5)	0-4 (0.0)	2-4 (50.0)
2000-01	0-2-0-0 (0-1-0-0 in ANA)	4 (2.0)	9 (4.5)	52 (26.0)	64 (32.0)	2-6 (33.3)	4-8 (50.0)
2001-02	1-0-0-0 (1-0-0-0 in ANA)	2 (2.0)	1 (1.0)	19 (19.0)	45 (45.0)	1-1 (100.0)	3-4 (75.0)
2002-03	0-1-0-1 (0-1-0-0 in ANA)	3 (1.5)	6 (3.0)	55 (27.5)	61 (30.5)	0-6 (0.0)	5-5 (100.0)
2003-04	0-0-1-0 (0-0-1-0 in ANA)	3 (3.0)	3 (3.0)	36 (36.0)	36 (36.0)	1-7 (14.3)	3-4 (75.0)
2005-06	Did not play						
2006-07	1-0-0 (1-0-0 in ANA)	4 (4.0)	2 (2.0)	37 (37.0)	25 (25.0)	0-6 (0.0)	5-6 (83.3)
2007-08	1-0-0 (0-0-0 in ANA)	2 (2.0)	1 (1.0)	24 (24.0)	35 (35.0)	0-2 (0.0)	5-5 (100.0)
2008-09	1-0-0 (1-0-0 in ANA)	4 (4.0)	3 (3.0)	34 (34.0)	21 (21.0)	0-4 (0.0)	1-2 (50.0)
2009-10	0-1-0 (0-0-0 in ANA)	1 (1.0)	3 (3.0)	32 (32.0)	25 (25.0)	0-6 (0.0)	3-3 (100.0)
2010-11	0-1-0 (0-1-0 in ANA)	1 (1.0)	2 (2.0)	28 (28.0)	27 (27.0)	1-3 (33.3)	4-4 (100.0)
<b>Totals</b>	<b>8-13-2 (6-6-1 in ANA)</b>	<b>52 (2.3)</b>	<b>68 (3.0)</b>	<b>619 (26.9)</b>	<b>706 (30.7)</b>	<b>8-82 (9.8)</b>	<b>67-84 (79.8)</b>

## ALL-TIME SERIES FAST FACTS

	Overall	@ Anaheim	@ New Jersey
<b>All-Time Series:</b>	8-12-2	6-6-1	2-7-1
<b>Current Streak:</b>	One New Jersey win	One New Jersey win	One New Jersey win
<b>Last Win by Anaheim:</b>	Jan. 11, 2009 (4-3)	Jan. 11, 2009 (4-3)	Feb. 8, 2008 (2-1)
<b>Last Win by New Jersey:</b>	Oct. 29, 2010 (2-1)	Oct. 29, 2010 (2-1)	Nov. 11, 2009 (3-1)
<b>Last 10 games:</b>	4-4-2	4-5-1	2-7-1
<b>Overtime Record:</b>	0-0-2	0-0-1	0-0-1
<b>Longest Winning Streak:</b>	Three games	Three games	One game, two times
	Nov. 24, 2006-Jan. 11, 2009	Nov. 5, 1995-Nov. 26, 1997	Last: Feb. 8, 2008
<b>Longest Losing Streak:</b>	Seven games	Three games	Six games
	Mar. 18, 1998-Nov. 22, 2000	Jan. 20, 1999-Nov. 22, 2000	Dec. 28, 1996-Nov. 12, 2003
<b>Last Shutout by Anaheim:</b>	Nov. 26, 1997 (2-0)	Nov. 26, 1997 (2-0)	None
<b>Last Shutout by New Jersey:</b>	Mar. 18, 1998 (3-0)	None	Mar. 18, 1998 (3-0)
<b>Biggest Anaheim win:</b>	Nov. 5, 1995 (6-1)	Nov. 5, 1995 (6-1)	Feb. 11, 1996 (4-2)
<b>Biggest New Jersey win:</b>	Mar. 31, 1999 (7-1)	Two wins by three goals	Mar. 31, 1999 (7-1)

# NEW YORK ISLANDERS



Nassau Coliseum  
1255 Hempstead Turnpike  
Uniondale, NY 11553

TEL: (516) 501-6700 • FAX: (516) 501-6850  
newyorkislanders.com

## DIRECTORY

General Manager ..... Garth Snow  
Head Coach ..... Jack Capuano  
Assistant Coach ..... Dean Chynoweth  
Assistant Coach ..... Scott Allen  
Assistant Coach ..... Doug Weight  
Goaltending Coach ..... Mike Dunham  
Director of Communications ..... Kimber Auerbach



**JACK CAPUANO**

## ALL-TIME SERIES NOTES

**Hat Tricks**  
None

**Penalty Shots**  
None

### Overtime Games

Oct. 10, 1993	4-3 loss at Anaheim	(P. Turgeon-GW goal)
Nov. 17, 1995	2-1 win at Anaheim	(P. Douris-GW goal)
Nov. 20, 1996	2-2 tie at Anaheim	(B. Smolinski-GT goal)
Dec. 18, 1998	2-2 tie at Anaheim	(M. Czerkowski-GT goal)
April 3, 1999	2-2 tie at New York	(M. Cullen-GT goal)
Feb. 17, 2003	2-2 tie at New York	(A. Yashin-GT goal)
Oct. 11, 2006	5-4 loss at New York (SO)	(M. York-SO winner)
Mar. 19, 2010	5-4 win at Anaheim	(S. Koivu-GW goal)

## ALL-TIME SERIES SUMMARY

Season	Series Results	GF	GA	SF	SA	Power Play	Penalty Killing
1993-94	1-1-0 (0-1-0 in ANA)	6 (3.0)	4 (2.0)	53 (26.5)	67 (33.5)	1-5 (20.0)	5-6 (83.3)
1994-95	Did not play - NHL work stoppage						
1995-96	1-1-0 (1-0-0 in ANA)	5 (2.5)	5 (2.5)	72 (36.0)	58 (29.0)	1-11 (9.0)	9-11 (81.8)
1996-97	0-1-1 (0-0-1 in ANA)	5 (2.5)	6 (3.0)	57 (28.5)	52 (26.0)	0-6 (0.0)	5-6 (83.3)
1997-98	1-1-0 (0-1-0 in ANA)	6 (3.0)	7 (3.5)	56 (28.0)	70 (35.0)	2-10 (20.0)	10-10 (100.0)
1998-99	0-0-2 (0-0-1 in ANA)	4 (2.0)	4 (2.0)	67 (33.5)	65 (32.5)	2-7 (28.6)	6-6 (100.0)
1999-00	0-1-0-0 (0-1-0-0 in ANA)	2 (2.0)	4 (4.0)	32 (32.0)	27 (27.0)	0-5 (0.0)	2-2 (100.0)
2000-01	2-0-0-0 (1-0-0-0 in ANA)	6 (3.0)	4 (2.0)	63 (31.5)	49 (24.5)	3-9 (33.3)	6-6 (100.0)
2001-02	0-1-0-0 (0-0-0-0 in ANA)	3 (3.0)	5 (5.0)	37 (37.0)	26 (26.0)	0-5 (0.0)	2-2 (100.0)
2002-03	0-0-1-0 (0-0-1-0 in ANA)	2 (2.0)	2 (2.0)	31 (31.0)	33 (33.0)	0-5 (0.0)	4-4 (100.0)
2003-04	0-2-0-0 (0-1-0-0 in ANA)	2 (1.0)	7 (3.5)	64 (32.0)	49 (24.5)	2-11 (18.2)	8-10 (80.0)
2005-06	Did not play						
2006-07	0-0-1 (0-0-1 in ANA)	4 (4.0)	5 (5.0)	50 (50.0)	24 (24.0)	2-6 (33.3)	2-3 (66.7)
2007-08	1-0-0 (0-0-0 in ANA)	3 (3.0)	0 (0.0)	26 (26.0)	25 (25.0)	1-6 (16.7)	1-1 (100.0)
2008-09	0-1-0 (0-0-0 in ANA)	1 (1.0)	2 (2.0)	40 (40.0)	14 (14.0)	1-5 (20.0)	0-1 (0.0)
2009-10	1-0-0 (1-0-0 in ANA)	5 (5.0)	4 (4.0)	39 (39.0)	31 (31.0)	1-2 (50.0)	1-3 (33.3)
2010-11	1-1-0 (1-0-0 in ANA)	3 (1.5)	3 (1.5)	46 (23.0)	56 (28.0)	1-7 (14.3)	8-9 (88.9)
<b>Totals</b>	<b>8-10-5 (4-4-2 in ANA)</b>	<b>57 (2.6)</b>	<b>62 (2.8)</b>	<b>733 (33.3)</b>	<b>646 (29.4)</b>	<b>17-100 (17.0)</b>	<b>69-80 (86.3)</b>

## ALL-TIME SERIES FAST FACTS

	Overall	@ Anaheim	@ New York
<b>All-Time Series:</b>	8-10-5	4-4-2	4-6-3
<b>Current Streak:</b>	One New York win	Two Anaheim wins	Two New York wins
<b>Last Win by Anaheim:</b>	Nov. 10, 2010 (1-0)	Nov. 10, 2010 (1-0)	Feb. 5, 2008 (3-0)
<b>Last Win by New York</b>	Dec. 16, 2010 (3-2)	Oct. 11, 2006 (5-4 SO)	Dec. 16, 2010 (3-2)
<b>Last 10 games:</b>	3-5-2	3-3-4	3-6-1
<b>Overtime Record:</b>	2-1-5	2-1-2	0-0-3
<b>Longest Winning Streak:</b>	Two games, three times Last: Mar. 19, 2010-Nov. 10, 2010	Two games Mar. 19, 2010-Nov. 10, 2010	One game, four times Last: Feb. 5, 2008
<b>Longest Losing Streak:</b>	Three games Last: Nov. 1, 2003-Oct. 11, 2006	Two games Mar. 12, 2004-Oct. 22, 2006	Two games, three times Last: Jan. 21, 2009-present
<b>Last Shutout by Anaheim:</b>	Nov. 10, 2010 (1-0)	Nov. 10, 2010 (1-0)	Feb. 5, 2008 (3-0)
<b>Last Shutout by New York:</b>	None	None	None
<b>Biggest Anaheim win:</b>	Two games by two goals	Four games by one goal	Two games by two goals
<b>Biggest New York win:</b>	Two games by three goals	Oct. 19, 1997 (5-2)	Nov. 1, 2003 (4-1)

# NEW YORK RANGERS



Madison Square Garden  
2 Pennsylvania Plaza, 14th Floor  
New York, NY 10121  
TEL: (212) 465-6486 • FAX: (212) 465-6494  
newyorkrangers.com

## DIRECTORY

President/General Manager ..... Glen Sather  
Head Coach ..... John Tortorella  
Assistant Coach ..... Mike Sullivan  
Assistant Coach & Goaltending Coach ..... Benoit Allaire  
VP, Public Relations and Player Recruitment ..... John Rosasco



JOHN TORTORELLA

## ALL-TIME SERIES NOTES

### Hat Tricks

Terry Yake - Oct. 19, 1993 at New York (3-1=4)  
Teemu Selanne - Oct. 26, 1997 at New York (3-0=3)

### Penalty Shots

None

### Overtime Games

Oct. 26, 1997	3-3 tie at New York	(T. Selanne-GT goal)
Mar. 8, 2000	4-3 loss at Anaheim	(B. Leetch-GW goal)
Nov. 19, 2002	3-2 loss at New York	(P. Bure-GW goal)
Nov. 1, 2006	4-3 loss at Anaheim	(J. Jagr-GW goal)

## ALL-TIME SERIES SUMMARY

Season	Series Results	GF	GA	SF	SA	Power Play	Penalty Killing
1993-94	2-0-0 (1-0-0 in ANA)	7 (3.5)	4 (2.0)	73 (36.5)	72 (36.0)	3-11 (27.3)	10-11 (90.9)
1994-95	Did not play - NHL work stoppage						
1995-96	1-1-0 (1-0-0 in ANA)	8 (4.0)	9 (4.5)	47 (23.5)	76 (38.0)	2-16 (12.5)	7-12 (58.3)
1996-97	1-1-0 (1-0-0 in ANA)	7 (3.5)	5 (2.5)	57 (23.5)	76 (38.0)	1-8 (12.5)	5-8 (62.5)
1997-98	1-0-1 (1-0-0 in ANA)	6 (3.0)	5 (2.5)	50 (25.0)	69 (34.5)	0-4 (0.0)	9-10 (90.0)
1998-99	2-0-0 (1-0-0 in ANA)	7 (3.5)	2 (1.0)	44 (22.0)	43 (21.5)	2-12 (16.7)	14-14 (100.0)
1999-00	0-0-0-1 (0-0-0-1 in ANA)	3 (3.0)	4 (4.0)	39 (39.0)	22 (22.0)	1-2 (50.0)	3-4 (75.0)
2000-01	2-0-0-0 (1-0-0-0 in ANA)	10 (5.0)	7 (3.5)	71 (35.5)	58 (29.0)	2-11 (18.2)	7-10 (70.0)
2001-02	1-0-0-0 (0-0-0-0 in ANA)	3 (3.0)	2 (2.0)	35 (35.0)	15 (15.0)	2-11 (18.2)	8-8 (100.0)
2002-03	0-1-0-1 (0-1-0-0 in ANA)	4 (2.0)	9 (4.5)	68 (34.0)	56 (28.0)	0-8 (0.0)	6-7 (85.7)
2003-04	1-0-0-0 (0-0-0-0 in ANA)	3 (3.0)	1 (1.0)	23 (23.0)	39 (39.0)	2-5 (40.0)	4-4 (100.0)
2005-06	Did not play						
2006-07	0-0-1 (0-0-1 in ANA)	3 (3.0)	4 (4.0)	33 (33.0)	34 (34.0)	0-6 (0.0)	7-9 (77.8)
2007-08	1-0-0 (0-0-0 in ANA)	4 (4.0)	1 (1.0)	19 (19.0)	33 (33.0)	1-2 (50.0)	4-4 (100.0)
2008-09	0-2-0 (0-1-0 in ANA)	3 (2.5)	7 (3.5)	54 (27.0)	59 (29.5)	1-8 (12.50)	8-11 (72.7)
2009-10	0-1-0 (0-0-0 in ANA)	0 (0.0)	3 (3.0)	18 (18.0)	38 (38.0)	0-4 (0.0)	3-5 (60.0)
2010-11	1-0-0 (1-0-0 in ANA)	5 (5.0)	2 (2.0)	33 (33.0)	32 (32.0)	0-3 (0.0)	2-3 (66.7)
<b>Totals</b>	<b>13-6-4 (7-2-2 in ANA)</b>	<b>73 (3.2)</b>	<b>65 (2.8)</b>	<b>664 (28.9)</b>	<b>722 (31.4)</b>	<b>17-111 (15.3)</b>	<b>97-120 (80.8)</b>

## ALL-TIME SERIES FAST FACTS

	Overall	@ Anaheim	@ New York
<b>All-Time Series:</b>	13-6-4	7-2-2	6-4-2
<b>Current Streak:</b>	One Anaheim win	One Anaheim win	Two New York wins
<b>Last Win by Anaheim:</b>	Mar. 9, 2011 (5-2)	Mar. 9, 2011 (5-2)	Feb. 7, 2008 (4-1)
<b>Last Win by New York:</b>	Oct. 11, 2009 (3-0)	Dec. 16, 2008 (3-1)	Oct. 11, 2009 (3-0)
<b>Last 10 games:</b>	4-4-2	6-2-2	5-3-2
<b>Overtime Record:</b>	0-0-4	0-0-2	0-0-2
<b>Longest Winning Streak:</b>	Three games, two times Last: Oct. 16, 2000-Nov. 25, 2001	Five games Jan. 28, 1994-Nov. 18, 1998	Three games Apr. 2, 1999-Nov. 25, 2001
<b>Longest Losing Streak:</b>	Three games Dec. 16, 2008-Oct. 11, 2009	Three games Nov. 1, 2006-Dec. 16, 2009	Two games, two times Last: Jan. 20, 2009-present
<b>Last Shutout by Anaheim:</b>	None	None	None
<b>Last Shutout by New York:</b>	Oct. 11, 2009 (3-0)	None	Oct. 11, 2009 (3-0)
<b>Biggest Anaheim win:</b>	Five wins by three goals	Three wins by three goals	Two wins by three goals
<b>Biggest New York win:</b>	Two wins by four goals	Feb. 21, 2003 (6-2)	Dec. 4, 1995 (5-1)



# OTTAWA SENATORS



Scotiabank Place  
1000 Palladium Drive  
Ottawa, Ontario K2V 1A5  
TEL: (613) 599-0250 • FAX: (613) 599-5562  
ottawasenators.com

## DIRECTORY

Executive Vice President/General Manager ..... Bryan Murray  
Head Coach ..... Paul MacLean  
Assistant Coach ..... Dave Cameron  
Assistant Coach ..... Mark Reads  
Assistant Coach ..... Luke Richardson  
Goaltending Coach ..... Rick Wamsley  
Director, Communications ..... Brian Morris



PAUL MacLEAN

## ALL-TIME SERIES NOTES

### Hat Tricks

Teemu Selanne - Mar. 22, 1998 at Ottawa (3-0-3)

### Penalty Shots

Alexandre Daigle vs. Guy Hebert - Dec. 30, 1996 at Ottawa (no goal)

### Overtime Games

Dec. 30, 1996	4-3 win at Ottawa	(S. Rucchin-GW goal)
Oct. 10, 1997	1-1 tie at Anaheim	(E. Knutsen-GT goal)
Dec. 28, 1998	2-2 tie at Ottawa	(S. McEachern-GT goal)
Mar. 17, 1999	2-2 tie at Anaheim	(M. Hossa-GT goal)
Jan. 19, 2006	4-3 win at Ottawa (SO)	(C. Kunitz-SO winner)
Dec. 6, 2009	4-3 loss at Anaheim (SO)	(D. Alfredsson-SO winner)
Jan. 18, 2011	2-1 win at Ottawa (SO)	(B. Ryan-SO winner)

## ALL-TIME SERIES SUMMARY

Season	Series Results	GF	GA	SF	SA	Power Play	Penalty Killing
1993-94	1-1-0 (1-0-0 in ANA)	6 (3.0)	5 (2.5)	47 (23.5)	56 (28.0)	1-8 (12.5)	8-8 (100.0)
1994-95	Did not play - NHL work stoppage						
1995-96	2-0-0 (1-0-0 in ANA)	7 (3.5)	4 (2.0)	49 (24.5)	54 (27.0)	1-11 (9.0)	7-9 (77.7)
1996-97	2-0-0 (1-0-0 in ANA)	8 (4.0)	4 (2.0)	44 (22.0)	68 (34.0)	1-6 (16.7)	7-8 (87.5)
1997-98	1-0-1 (0-0-1 in ANA)	6 (3.0)	3 (1.5)	42 (21.0)	77 (38.5)	3-8 (37.5)	11-12 (91.7)
1998-99	0-0-2 (0-0-1 in ANA)	4 (2.0)	4 (2.0)	37 (18.5)	82 (41.0)	0-4 (0.0)	8-9 (88.9)
1999-00	0-2-0-0 (0-1-0 in ANA)	2 (1.0)	6 (3.0)	53 (26.5)	65 (32.5)	2-5 (40.0)	2-5 (40.0)
2000-01	0-1-0-0 (0-0-0-0 in ANA)	1 (1.0)	4 (4.0)	31 (31.0)	31 (31.0)	0-4 (0.0)	5-5 (100.0)
2001-02	0-1-0-0 (0-1-0-0 in ANA)	2 (2.0)	4 (4.0)	18 (18.0)	19 (19.0)	0-4 (0.0)	3-5 (60.0)
2002-03	1-1-0-0 (1-0-0-0 in ANA)	4 (2.0)	5 (2.5)	52 (26.0)	53 (26.5)	1-7 (14.3)	6-7 (85.7)
2003-04	0-1-0-0 (0-1-0-0 in ANA)	0 (0.0)	3 (3.0)	27 (27.0)	27 (27.0)	0-3 (0.0)	3-3 (100.0)
2005-06	1-0-0-0 (0-0-0 in ANA)	4 (4.0)	3 (3.0)	39 (39.0)	33 (33.0)	1-4 (25.0)	3-4 (75.0)
2006-07	Did not play						
2007-08	1-0-0 (1-0-0 in ANA)	3 (3.0)	1 (1.0)	31 (31.0)	25 (25.0)	2-6 (33.3)	4-4 (100.0)
2008-09	1-0-0 (0-0-0 in ANA)	4 (4.0)	3 (3.0)	32 (32.0)	30 (30.0)	1-3 (33.3)	5-7 (71.4)
2009-10	0-0-1 (0-0-1 in ANA)	3 (3.0)	4 (4.0)	36 (36.0)	29 (29.0)	0-3 (0.0)	4-5 (80.0)
2010-11	1-0-0 (0-0-0 in ANA)	2 (2.0)	1 (1.0)	27 (27.0)	40 (40.0)	0-0 (-)	2-2 (100.0)
<b>Totals</b>	<b>11-7-4 (5-3-3 in ANA)</b>	<b>56 (2.5)</b>	<b>54 (2.5)</b>	<b>565 (25.6)</b>	<b>689 (31.3)</b>	<b>13-76 (17.1)</b>	<b>78-93 (83.9)</b>

## ALL-TIME SERIES FAST FACTS

	Overall	@ Anaheim	@ Ottawa
<b>All-Time Series:</b>	11-7-4	5-3-3	6-4-1
<b>Current Streak:</b>	One Anaheim win	One Ottawa win	Three Anaheim wins
<b>Last Win by Anaheim:</b>	Jan. 18, 2011	Mar. 3, 2008 (3-1)	Jan. 18, 2011
<b>Last Win by Ottawa:</b>	Dec. 6, 2009 (4-3 SO)	Dec. 6, 2009 (4-3 SO)	Jan. 16, 2003 (3-1)
<b>Last 10 games:</b>	5-4-1	4-3-3	6-3-1
<b>Overtime Record:</b>	3-0-4	0-0-3	3-0-1
<b>Longest Winning Streak:</b>	Five games Mar. 13, 1994-Mar. 5, 1997	Three games Mar. 13, 1994-Mar. 5, 1997	Three games, two times Last: Jan. 19, 2006-present
<b>Longest Losing Streak:</b>	Five games Nov. 13, 1999-Jan. 16, 2003	Two games Jan. 12, 2000-Jan. 29, 2003	Three games Nov. 13, 1999-Jan. 16, 2003
<b>Last Shutout by Anaheim:</b>	None	None	None
<b>Last Shutout by Ottawa:</b>	Oct. 17, 2003 (3-0)	Oct. 17, 2003 (3-0)	None
<b>Biggest Anaheim win:</b>	Mar. 13, 1994 (5-1)	Mar. 13, 1994 (5-1)	Mar. 22, 1998 (5-2)
<b>Biggest Ottawa win:</b>	Three wins by three goals	Oct. 17, 2003 (3-0)	Two wins by three goals

# PHILADELPHIA FLYERS



Wells Fargo Center  
3601 South Broad Street  
Philadelphia, PA 19148

TEL: (215) 465-4500 • FAX: (215) 218-7837

philadelphiaflyers.com

## DIRECTORY

General Manager ..... Paul Holmgren  
Head Coach ..... Peter Laviolette  
Assistant Coach ..... Joe Mullen  
Assistant Coach ..... Kevin McCarthy  
Assistant Coach ..... Craig Berube  
Goaltending Coach ..... Jeff Reese  
Senior Director of Communications ..... Zack Hill



PETER LAVIOLETTE

## ALL-TIME SERIES NOTES

### Hat Tricks

Mike Kariya - Feb. 6, 2002 at Anaheim (3-0=3)  
Paul Knuble - Feb. 2, 2008 at Philadelphia (3-0=3)

### Penalty Shots

None

### Overtime Games

Mar. 27, 1994	3-2 win at Philadelphia	(G. Valk-GW goal)
Jan. 9, 1996	2-2 tie at Philadelphia	(J. LeClair-GT goal)
Oct. 15, 1997	2-2 tie at Anaheim	(T. Sandstrom-GT goal)
Mar. 19, 1998	3-3 tie at Philadelphia	(F. Banham-GT goal)
Nov. 3, 1999	3-3 tie at Anaheim	(J. Leclair-GT goal)
Feb. 3, 2000	3-3 tie at Philadelphia	(E. Lindros-GT goal)
Oct. 22, 2003	4-3 win at Anaheim	(R. Neidermayer-GW goal)
Jan. 2, 2009	5-4 loss at Anaheim (SO)	(M. Richards-SO winner)
Oct. 10, 2009	3-2 win at Philadelphia (SO)	(T. Selanne-SO winner)

## ALL-TIME SERIES SUMMARY

Season	Series Results	GF	GA	SF	SA	Power Play	Penalty Killing
1993-94	2-0-0 (1-0-0 in ANA)	9 (4.5)	5 (2.5)	61 (30.5)	60 (30.0)	0-11 (0.0)	5-8 (62.5)
1994-95	Did not play - NHL work stoppage						
1995-96	0-1-1 (0-1-0 in ANA)	4 (2.0)	6 (3.0)	40 (20.0)	66 (33.0)	1-10 (10.0)	9-11 (81.8)
1996-97	0-2-0 (0-1-0 in ANA)	3 (1.5)	7 (3.5)	39 (19.5)	67 (33.5)	1-5 (20.0)	4-6 (66.7)
1997-98	0-0-2 (0-0-1 in ANA)	5 (2.5)	5 (2.5)	55 (27.5)	62 (31.0)	1-9 (11.1)	6-8 (75.0)
1998-99	1-1-0 (1-0-0 in ANA)	6 (3.0)	8 (4.0)	46 (23.0)	64 (32.0)	4-13 (30.8)	11-16 (68.8)
1999-00	0-0-2-0 (0-0-1-0 in ANA)	6 (3.0)	6 (3.0)	52 (26.0)	81 (40.5)	2-6 (33.3)	5-8 (62.5)
2000-01	1-0-0-0 (0-0-0-0 in ANA)	4 (4.0)	3 (3.0)	31 (31.0)	31 (31.0)	0-4 (0.0)	5-5 (100.0)
2001-02	1-1-0-0 (1-0-0-0 in ANA)	6 (3.0)	6 (3.0)	47 (23.5)	55 (27.5)	1-6 (0.0)	6-7 (100.0)
2002-03	0-1-0-0 (0-1-0-0 in ANA)	0 (0.0)	1 (1.0)	28 (28.0)	25 (25.0)	0-7 (0.0)	4-5 (80.0)
2003-04	1-0-0-0 (1-0-0-0 in ANA)	4 (4.0)	3 (3.0)	29 (29.0)	34 (34.0)	1-8 (12.5)	4-4 (100.0)
2005-06	Did not play						
2006-07	0-1-0 (0-1-0 in ANA)	4 (4.0)	7 (7.0)	41 (41.0)	16 (16.0)	2-6 (33.3)	2-5 (40.0)
2007-08	0-1-0 (0-0-0 in ANA)	0 (0.0)	3 (3.0)	27 (27.0)	25 (25.0)	0-3 (0.0)	2-3 (66.7)
2008-09	0-0-1 (0-0-1 in ANA)	4 (4.0)	4 (4.0)	27 (27.0)	32 (32.0)	2-4 (50.0)	5-6 (83.3)
2009-10	1-0-0 (0-0-0 in ANA)	3 (3.0)	2 (2.0)	33 (33.0)	35 (35.0)	0-4 (0.0)	5-7 (71.4)
2010-11	2-0-0 (1-0-0 in ANA)	8 (4.0)	4 (2.0)	49 (24.5)	79 (39.5)	1-6 (16.7)	7-7 (100.0)
<b>Totals</b>	<b>9-8-6 (5-4-3 in ANA)</b>	<b>74 (3.2)</b>	<b>70 (3.0)</b>	<b>605 (26.3)</b>	<b>732 (31.8)</b>	<b>16-102 (15.7)</b>	<b>80-106 (75.5)</b>

## ALL-TIME SERIES FAST FACTS

	Overall	@ Anaheim	@ Philadelphia
<b>All-Time Series:</b>	9-8-6	5-4-3	4-4-3
<b>Current Streak:</b>	Three Anaheim wins	One Anaheim win	Two Anaheim wins
<b>Last Win by Anaheim:</b>	Dec. 31, 2010 (5-2)	Dec. 31, 2010 (5-2)	Oct. 21, 2010 (3-2)
<b>Last Win by Philadelphia:</b>	Jan. 2, 2009 (5-4 SO)	Jan. 2, 2009 (5-4 SO)	Feb. 2, 2008 (3-0)
<b>Last 10 games:</b>	5-4-1	4-3-3	3-4-3
<b>Overtime Record:</b>	3-0-6	1-0-3	2-0-3
<b>Longest Winning Streak:</b>	Three games Oct. 10, 2009-present	One game, five times Last: Dec. 31, 2010 (5-2)	Two games Oct. 10, 2009-present
<b>Longest Losing Streak:</b>	Three games Nov. 15, 2006-Jan. 2, 2009	Two games, two times Last: Nov. 15, 2006-Jan. 2, 2009	Two games Mar. 21, 2002-Feb. 2, 2008
<b>Last Shutout by Anaheim:</b>	None	None	None
<b>Last Shutout by Philadelphia:</b>	Feb. 2, 2008 (3-0)	Jan. 3, 2003 (1-0)	Feb. 2, 2008 (3-0)
<b>Biggest Anaheim win:</b>	Two wins by three goals	Two wins by three goals Nov. 15, 2006 (7-4)	Four wins by one goal
<b>Biggest Philadelphia win:</b>	Four wins by three goals		Three wins by three goals

# PHOENIX COYOTES



Jobing.com Arena  
9400 West Maryland Ave.  
Glendale, AZ 85305  
TEL: (623) 772-3200 • FAX: (623) 872-2000  
phoenixcoyotes.com

## DIRECTORY

Executive Vice President/General Manager ..... Don Maloney  
Head Coach ..... Dave Tippett  
Associate Coach ..... Jim Playfair  
Assistant Coach ..... John Anderson  
Goaltending Coach ..... Sean Burke  
Senior Director of Media Relations ..... Rich Nairn



DAVE TIPPETT

## ALL-TIME SERIES NOTES

### Hat Tricks

Paul Kariya - Jan. 23, 1997 at Phoenix (3-0-3)  
Keith Tkachuk - Apr. 3, 1998 at Phoenix (3-2-5)  
Teemu Selanne - Feb. 1, 2001 at Phoenix (3-0-3)  
Chris Kunitz - Nov. 19, 2006 at Anaheim (3-1-4)  
Peter Mueller - Nov. 7, 2007 at Anaheim (3-0-3)  
Bobby Ryan - Nov. 27, 2010 at Phoenix (3-0-3)

### Penalty Shots

Andy McDonald vs. Curtis Joseph - Nov. 2, 2006 at Anaheim (goal)

### Overtime Games

Oct. 25, 1998 2-2 tie at Anaheim (S. Rucchin-GT goal)  
Jan. 21, 1999 3-3 tie at Phoenix (T. Numminen-GT goal)  
Mar. 26, 2000 4-3 win at Anaheim (O. Tverdovsky-GW goal)  
Nov. 1, 2000 1-1 tie at Anaheim (O. Tverdovsky-GT goal)  
Oct. 24, 2001 3-2 win at Phoenix (G. Titov-GW goal)  
Mar. 28, 2002 2-1 win at Phoenix (D. Briere-GT goal)  
Nov. 27, 2002 2-2 tie at Anaheim (R. Suchy-GW goal)  
Nov. 8, 2003 4-3 loss at Phoenix (P. Sykora-GW goal)  
Nov. 9, 2003 2-1 win at Anaheim (D. Langkow-GT goal)  
Feb. 23, 2004 1-1 tie at Phoenix (S. Fedorov-GW goal)  
Mar. 16, 2004 3-2 win at Phoenix

Nov. 12, 2005 2-1 loss at Phoenix (Z. Michalek-GW goal)  
Feb. 15, 2007 5-4 win at Phoenix (T. Selanne-GW goal)  
Nov. 7, 2007 6-5 loss at Anaheim (S. Doan-GW goal)  
Nov. 23, 2007 4-3 loss at Anaheim (S. Doan-SO winner)  
Jan. 5, 2008 3-2 loss at Phoenix (P. Mueller-SO winner)  
Mar. 11, 2008 3-2 loss at Phoenix (R. Vrblata-SO winner)  
Apr. 6, 2008 3-2 win at Anaheim (R. Getzlaf-SO winner)  
Mar. 19, 2009 3-2 win at Phoenix (B. Ryan-SO winner)  
Apr. 11, 2009 5-4 loss at Anaheim (V. Tikhonov-SO winner)  
Oct. 31, 2009 3-2 loss at Phoenix (R. Vrblata-SO winner)  
Nov. 29, 2009 3-2 loss at Anaheim (J. Vandermeer-GW goal)

## ALL-TIME SERIES SUMMARY

Season	Series Results	GF	GA	SF	SA	Power Play	Penalty Killing
1993-94	4-0-0 (2-0-0 in ANA)	17 (4.3)	9 (2.3)	102 (25.5)	129 (32.3)	3-21 (14.3)	17-22 (77.3)
1994-95	3-1-0 (2-0-0 in ANA)	12 (3.0)	10 (2.5)	111 (27.8)	139 (34.8)	1-13 (7.7)	15-20 (75.0)
1995-96	3-1-0 (2-0-0 in ANA)	20 (5.0)	12 (3.0)	137 (34.3)	141 (35.3)	5-23 (21.7)	21-23 (91.3)
1996-97	1-3-0 (1-1-0 in ANA)	10 (2.5)	14 (3.5)	131 (32.8)	119 (29.8)	2-17 (11.8)	13-17 (76.5)
1997-98	1-3-0 (0-2-0 in ANA)	10 (2.5)	20 (5.0)	109 (27.2)	126 (31.5)	7-31 (22.6)	12-21 (57.1)
1998-99	3-1-2 (2-0-1 in ANA)	17 (2.8)	8 (1.3)	174 (29.0)	202 (33.7)	2-31 (6.5)	27-28 (96.4)
1999-00	2-4-0-0 (1-2-0-0 in ANA)	10 (1.7)	23 (3.8)	194 (32.3)	171 (28.5)	2-25 (8.0)	14-16 (87.5)
2000-01	2-2-1-0 (0-2-1-0 in ANA)	16 (3.2)	14 (2.8)	143 (28.6)	128 (25.6)	4-34 (11.8)	17-21 (81.0)
2001-02	4-1-0-0 (1-1-0-0 in ANA)	13 (2.6)	8 (1.6)	140 (28.0)	126 (25.2)	2-14 (11.8)	17-19 (81.0)
2002-03	2-2-1-0 (2-0-1-0 in ANA)	12 (2.4)	11 (2.2)	159 (31.8)	137 (27.4)	4-27 (14.8)	14-16 (87.5)
2003-04	3-1-1-1 (2-1-0-0 in ANA)	14 (2.3)	13 (2.2)	183 (30.5)	182 (30.3)	5-33 (15.2)	28-32 (87.5)
2005-06	7-0-1 (4-0-0 in ANA)	32 (4.0)	16 (2.0)	262 (32.8)	203 (25.4)	11-47 (23.4)	47-51 (92.2)
2006-07	6-2-0 (4-0-0 in ANA)	24 (3.0)	17 (2.1)	248 (31.0)	219 (27.4)	12-36 (33.3)	32-36 (88.8)
2007-08	3-1-4 (1-1-2 in ANA)	22 (2.8)	22 (2.8)	248 (31.0)	258 (32.3)	6-33 (18.2)	29-37 (78.4)
2008-09	4-1-1 (2-1-0 in ANA)	23 (3.8)	15 (2.5)	198 (33.0)	168 (28.0)	10-20 (50.0)	25-29 (86.2)
2009-10	2-2-2 (2-0-1 in ANA)	12 (2.0)	19 (3.2)	174 (29.0)	191 (31.8)	5-34 (14.7)	14-18 (77.8)
2010-11	3-3-0 (1-2-0 in ANA)	16 (2.7)	21 (3.5)	176 (29.3)	208 (34.7)	2-20 (10.0)	24-27 (88.9)
<b>Totals</b>	<b>53-28-14 (29-13-7 in ANA)</b>	<b>280 (2.9)</b>	<b>252 (2.7)</b>	<b>2889 (30.4)</b>	<b>2847 (30.0)</b>	<b>83-459 (18.1)</b>	<b>366-433 (84.5)</b>

## ALL-TIME SERIES FAST FACTS

	Overall	@ Anaheim	@ Phoenix
All-Time Series:	53-28-14	29-13-7	24-15-7
Current Streak:	Two Phoenix wins	Two Phoenix wins	One Phoenix win
Last Win by Anaheim:	Dec. 28, 2010 (3-1)	Oct. 17, 2010 (3-2)	Dec. 28, 2010 (3-1)
Last Win by Phoenix:	Mar. 13, 2011 (5-2)	Mar. 13, 2011 (5-2)	Jan. 15, 2011 (6-2)
Last 10 games:	4-5-1	6-3-1	5-3-2
Overtime Record:	8-0-14	3-0-7	5-0-7
Longest Winning Streak:	Six games	10 games	Five games
	Nov. 24, 1993-Jan. 27, 1995	Nov. 9, 2003-Mar. 7, 2007	Nov. 18, 2000-Mar. 28, 2002
Longest Losing Streak:	Four games, two times	Three games	Four games
	Last: Nov. 7, 2007-Mar. 11, 2008	Oct. 25, 2007-Nov. 23, 2007	Apr. 11, 2009-Mar. 6, 2010
Last Shutout by Anaheim:	Jan. 4, 2009 (2-0)	Jan. 4, 2009 (2-0)	Nov. 23, 2010 (4-0)
Last Shutout by Phoenix:	Dec. 5, 2010 (3-0)	Dec. 5, 2010 (3-0)	Mar. 6, 2010 (4-0)
Biggest Anaheim win:	Nov. 30, 2005 (6-1)	Nov. 30, 2005 (6-1)	Four wins by four goals
Biggest Phoenix win:	Nov. 22, 1999 (8-2)	Nov. 22, 1999 (8-2)	Three wins by four goals

# PITTSBURGH PENGUINS



Consol Energy Center  
1001 Fifth Avenue  
Pittsburgh, PA 15219

TEL: (412) 642-1300 • FAX: (412) 255-1988  
pittsburghpenguins.com

## DIRECTORY

Executive Vice President/General Manager ..... Ray Shero  
Head Coach ..... Dan Bylsma  
Assistant Coach ..... Tony Granato  
Assistant Coach ..... Todd Reirden  
Goaltending Coach ..... Gilles Meloche  
Vice President of Communications ..... Tom McMillan



DAN BYLSMA

## ALL-TIME SERIES NOTES

### Hat Tricks

None

### Penalty Shots

Teemu Selanne vs. J.S. Aubin - Oct. 27, 1999 at Anaheim (no goal)

### Overtime Games

Feb. 24, 1994 2-2 tie at Pittsburgh  
Dec. 1, 1998 4-4 tie at Pittsburgh  
Oct. 27, 1999 2-1 win at Anaheim  
Nov. 6, 2007 3-2 win at Anaheim

(J. Sacco-GT goal)  
(M. Straka-GT goal)  
(T. Selanne-GW goal)  
(T. Selanne-GW goal)

## ALL-TIME SERIES SUMMARY

Season	Series Results	GF	GA	SF	SA	Power Play	Penalty Killing
1993-94	0-1-1 (0-1-0 in ANA)	6 (3.0)	7 (3.5)	71 (35.5)	61 (30.5)	2-7 (28.6)	7-9 (77.7)
1994-95	Did not play - NHL work stoppage						
1995-96	1-1-0 (1-0-0 in ANA)	8 (4.0)	8 (4.0)	56 (28.0)	74 (37.0)	1-11 (9.0)	8-12 (66.6)
1996-97	0-2-0 (0-1-0 in ANA)	6 (3.0)	12 (6.0)	58 (29.0)	56 (28.0)	2-7 (28.6)	8-11 (72.7)
1997-98	0-2-0 (0-1-0 in ANA)	2 (1.0)	8 (4.0)	55 (27.5)	40 (20.0)	1-12 (8.3)	8-9 (88.9)
1998-99	1-0-1 (1-0-0 in ANA)	9 (4.5)	7 (3.5)	64 (32.0)	83 (41.5)	4-9 (44.4)	9-11 (81.8)
1999-00	2-0-0-0 (1-0-0-0 in ANA)	9 (4.5)	2 (1.0)	67 (33.5)	45 (22.5)	3-11 (27.3)	7-7 (100.0)
2000-01	0-1-0-0 (0-0-0-0 in ANA)	2 (2.0)	3 (3.0)	25 (25.0)	27 (32.0)	0-3 (0.0)	3-4 (75.0)
2001-02	2-0-0-0 (1-0-0-0 in ANA)	8 (4.0)	4 (2.0)	48 (24.0)	74 (37.0)	2-9 (0.0)	7-8 (75.0)
2002-03	1-0-0-0 (1-0-0-0 in ANA)	5 (5.0)	0 (0.0)	47 (47.0)	19 (19.0)	1-5 (20.0)	3-3 (100.0)
2003-04	0-1-0-0 (0-0-0-0 in ANA)	1 (1.0)	2 (2.0)	27 (27.0)	28 (28.0)	0-3 (0.0)	2-3 (66.6)
2005-06	Did not play						
2006-07	1-0-0 (1-0-0 in ANA)	3 (3.0)	2 (2.0)	40 (40.0)	17 (17.0)	2-9 (22.2)	2-2 (100.0)
2007-08	0-1-0 (0-0-0 in ANA)	4 (4.0)	5 (5.0)	23 (23.0)	29 (29.0)	1-5 (20.0)	4-5 (80.0)
2008-09	0-1-0 (0-0-0 in ANA)	11 (1.0)	3 (3.0)	22 (22.0)	24 (24.0)	1-4 (25.0)	3-3 (100.0)
2009-10	0-2-0 (0-1-0 in ANA)	5 (2.5)	9 (4.5)	54 (27.0)	53 (26.5)	0-5 (0.0)	12-13 (92.3)
2010-11	1-0-0 (1-0-0 in ANA)	3 (3.0)	2 (2.0)	19 (19.0)	32 (32.0)	0-2 (0.0)	3-4 (75.0)
<b>Totals</b>	<b>9-12-2 (7-4-0 in ANA)</b>	<b>72 (3.1)</b>	<b>74 (3.2)</b>	<b>676 (29.4)</b>	<b>662 (28.0)</b>	<b>20-102 (19.6)</b>	<b>86-104 (82.7)</b>

## ALL-TIME SERIES FAST FACTS

	Overall	@ Anaheim	@ Pittsburgh
<b>All-Time Series:</b>	9-12-2	7-4-0	2-8-2
<b>Current Streak:</b>	One Anaheim win	One Anaheim win	Four Pittsburgh wins
<b>Last Win by Anaheim:</b>	Nov. 5, 2010 (3-2)	Nov. 5, 2010 (3-2)	Oct. 6, 2001 (4-2)
<b>Last Win by Pittsburgh:</b>	Nov. 16, 2009 (5-2)	Nov. 3, 2009 (4-3)	Nov. 16, 2009 (5-2)
<b>Last 10 games:</b>	5-5-0	7-3-0	2-8-0
<b>Overtime Record:</b>	2-0-2	2-0-0	0-0-2
<b>Longest Winning Streak:</b>	Three games, two times Last: Oct. 27, 1999-Dec. 15, 2002	Five games Jan. 18, 1999-Nov. 6, 2006	One game, two times Last: Oct. 6, 2001
<b>Longest Losing Streak:</b>	Four games, two times Last: Oct. 6, 2007-Nov. 16, 2009	Two games Dec. 11, 1996-Dec. 10, 1997	Four games Mar. 6, 2004-present
<b>Last Shutout by Anaheim:</b>	Dec. 15, 2002 (5-0)	Dec. 15, 2002 (5-0)	None
<b>Last Shutout by Pittsburgh:</b>	Dec. 10, 1997 (3-0)	None	Dec. 10, 1997 (3-0)
<b>Biggest Anaheim win:</b>	Jan. 29, 2000 (7-1)	Dec. 15, 2002 (5-0)	Jan. 29, 2000 (7-1)
<b>Biggest Pittsburgh win:</b>	Dec. 11, 1996 (7-3)	Two wins by three goals	Dec. 11, 1996 (7-3)

# SAN JOSE SHARKS



HP Pavilion at San Jose  
525 West Santa Clara Street  
San Jose, CA 95113

TEL: (408) 287-7070 • FAX: (408) 999-5797  
sjsharks.com

## DIRECTORY

Executive Vice President/General Manager ..... Doug Wilson  
Head Coach ..... Todd McLellan  
Assistant Coach ..... Jay Woodcroft  
Assistant Coach ..... Matt Shaw  
Goaltending Coach ..... Corey Schwab  
Director of Media Relations ..... Scott Emmert



TODD McLELLAN

## ALL-TIME SERIES NOTES

### Hat Tricks

Owen Nolan - Dec. 19, 1995 at Anaheim (4-1=5)  
Teemu Selanne - Feb. 25, 1996 at Anaheim (3-1=4)  
Teemu Selanne - Nov. 11, 1996 at Anaheim (3-0=3)  
Teemu Selanne - Nov. 10, 1996 at Anaheim (3-0=3)  
Paul Kariya - Mar. 29, 2001 at San Jose (3-0=3)  
Teemu Selanne - Mar. 29, 2001 at San Jose (3-0=3)  
Jonathan Cheechoo - Dec. 20, 2005 at San Jose (3-0=3)  
Jonathan Cheechoo - Feb. 1, 2006 at Anaheim (3-0=3)  
Jonathan Cheechoo - Apr. 15, 2006 at San Jose (3-2=5)  
Corey Perry - Apr. 6, 2011 at Anaheim (3-1=4)

### Penalty Shots

Jonathan Cheechoo vs. J.S. Giguere - Dec. 20, 2005 at San Jose (goal)  
Milan Michalek vs. J.S. Giguere - Dec. 16, 2007 at Anaheim (no goal)  
Todd Bertuzzi vs. Evgeni Nabokov - Dec. 22, 2007 at San Jose (no goal)  
Torrey Mitchell vs. J.S. Giguere - Dec. 17, 2009 at San Jose (no goal)

### Overtime Games

Oct. 31, 1993 2-1 loss at Anaheim (T. Penderson-GW goal)  
Apr. 2, 1997 5-5 tie at San Jose (M. McSorley-GT goal)  
Nov. 6, 1998 2-2 tie at Anaheim (D. Lowry-GT goal)  
Apr. 17, 1999 3-3 tie at San Jose (O. Nolan-GT goal)  
Feb. 18, 2000 4-4 tie at Anaheim (N. Sundstrom-GT goal)  
Nov. 30, 2000 3-2 loss at San Jose (S. Hannan-GW goal)  
Mar. 13, 2003 3-2 win at Anaheim (S. Thomas-GW goal)  
Mar. 22, 2003 3-2 win at San Jose (N. Havelid-GW goal)

Nov. 4, 2005 1-0 loss at Anaheim (M. Goc-GW goal)  
Mar. 7, 2006 5-4 win at Anaheim (S. Ozolins-GW goal)  
Apr. 4, 2007 3-2 loss at Anaheim (SO) (R. Clowe-SO winner)  
Nov. 9, 2007 3-2 win at Anaheim (SO) (A. McDonald-SO winner)  
Nov. 17, 2007 2-1 win at San Jose (SO) (C. Perry-SO winner)  
Dec. 16, 2007 2-1 loss at Anaheim (SO) (J. Thornton-SO winner)  
Jan. 13, 2008 4-3 win at Anaheim (F. Beauchemin-GW goal)  
Nov. 9, 2010 3-2 win at San Jose (L. Visnovsky-GW goal)

## ALL-TIME SERIES SUMMARY

Season	Series Results	GF	GA	SF	SA	Power Play	Penalty Killing
1993-94	0-6-0 (0-3-0 in ANA)	9 (1.5)	22 (3.6)	155 (25.8)	137 (22.8)	3-22 (13.6)	24-28 (85.7)
1994-95	4-1-0 (2-1-0 in ANA)	22 (4.4)	15 (3.0)	154 (30.8)	120 (24.0)	3-20 (15.0)	17-20 (85.0)
1995-96	4-1-0 (2-1-0 in ANA)	21 (4.2)	17 (3.4)	152 (30.4)	180 (36.0)	5-22 (22.7)	22-28 (78.6)
1996-97	3-1-1 (1-1-0 in ANA)	17 (3.4)	15 (3.0)	147 (29.4)	154 (30.8)	5-31 (16.1)	20-22 (90.9)
1997-98	0-6-0 (0-3-0 in ANA)	12 (2.0)	25 (4.1)	145 (24.1)	175 (29.1)	2-28 (7.1)	21-30 (70.0)
1998-99	3-1-2 (1-1-1 in ANA)	15 (2.5)	12 (2.0)	189 (31.5)	174 (29.0)	10-38 (26.3)	31-34 (91.2)
1999-00	4-1-1-0 (2-0-1-0 in ANA)	21 (3.5)	15 (2.5)	187 (31.2)	156 (26.0)	7-30 (23.3)	17-22 (77.3)
2000-01	1-3-0-1 (1-1-0-0 in ANA)	9 (1.8)	17 (3.4)	119 (23.8)	148 (29.6)	6-23 (26.1)	22-25 (88.0)
2001-02	1-4-0-0 (0-3-0-0 in ANA)	9 (1.8)	17 (3.4)	147 (29.4)	132 (26.4)	3-27 (11.1)	20-22 (90.9)
2002-03	3-2-0-0 (1-1-0-0 in ANA)	14 (2.8)	15 (3.0)	126 (25.2)	133 (26.6)	4-20 (20.0)	15-19 (78.9)
2003-04	2-4-0-0 (1-2-0-0 in ANA)	9 (1.5)	12 (2.0)	135 (25.2)	171 (28.5)	2-23 (8.7)	22-24 (91.7)
2005-06	4-3-1 (2-1-1 in ANA)	23 (2.9)	25 (3.1)	246 (30.8)	251 (31.4)	8-49 (16.3)	40-50 (80.0)
2006-07	5-2-1 (2-1-1 in ANA)	29 (3.6)	20 (2.5)	246 (30.8)	244 (30.5)	7-32 (21.9)	32-39 (82.1)
2007-08	5-2-1 (2-1-1 in ANA)	19 (2.4)	15 (1.9)	192 (24.0)	238 (29.8)	3-27 (11.1)	36-41 (87.8)
2008-09	2-4-0 (1-2-0 in ANA)	12 (2.0)	12 (2.0)	163 (27.2)	192 (32.0)	3-21 (14.3)	26-31 (83.9)
2009-10	1-5-0 (1-2-0 in ANA)	11 (1.8)	21 (3.5)	168 (28.0)	193 (32.2)	4-30 (13.3)	20-26 (76.9)
2010-11	3-3-0 (2-1-0 in ANA)	17 (2.8)	17 (2.8)	158 (26.3)	218 (36.3)	7-22 (31.8)	16-20 (80.0)
<b>Totals</b>	<b>45-49-8 (21-25-5 in ANA)</b>	<b>269 (2.6)</b>	<b>292 (2.9)</b>	<b>2829 (27.7)</b>	<b>3016 (29.6)</b>	<b>82-465 (17.6)</b>	<b>401-481 (83.4)</b>

## ALL-TIME SERIES FAST FACTS

	Overall	@ Anaheim	@ San Jose
<b>All-Time Series:</b>	45-49-8	21-25-5	24-24-3
<b>Current Streak:</b>	One Anaheim win	One Anaheim win	One San Jose win
<b>Last Win by Anaheim:</b>	Apr. 6, 2011 (6-2)	Apr. 6, 2011 (6-2)	Nov. 19, 2010 (3-2 OT)
<b>Last Win by San Jose:</b>	Apr. 2, 2011 (4-2)	Feb. 2, 2011 (4-3)	Apr. 2, 2011 (4-2)
<b>Last 10 games:</b>	4-6-0	4-6-0	2-8-0
<b>Overtime Record:</b>	7-1-8	4-1-5	3-0-3
<b>Longest Winning Streak:</b>	Five games	Three games	Six games
	Jan. 30, 2003-Dec. 10, 2003	Dec. 21, 2003-Nov. 4, 2005	Dec. 26, 2006-Dec. 22, 2007
<b>Longest Losing Streak:</b>	Six games, three times	Five games	Four games
	Last: Apr. 5, 2009-Jan. 21, 2010	Apr. 8, 2001-Nov. 3, 2002	Dec. 17, 2009-Oct. 30, 2010
<b>Last Shutout by Anaheim:</b>	Jan. 9, 2011 (1-0)	Jan. 9, 2011 (1-0)	Dec. 18, 2007 (2-0)
<b>Last Shutout by San Jose:</b>	Mar. 15, 2009 (1-0)	Mar. 15, 2009 (1-0)	Dec. 11, 2008 (2-0)
<b>Biggest Anaheim win:</b>	Nov. 21, 2006 (5-0)	Nov. 21, 2006 (5-0)	Six wins by three goals
<b>Biggest San Jose win:</b>	Mar. 6, 1994 (6-0)	Mar. 6, 1994 (6-0)	10 wins by three goals



# ST. LOUIS BLUES



Scottrade Center  
1401 Clark Avenue  
St. Louis, MO 63103

TEL: (314) 622-2500 • FAX: (314) 622-2582  
stlouisblues.com

## DIRECTORY

Executive Vice President/General Manger..... Doug Armstrong  
Head Coach..... Davis Payne  
Assistant Coach..... Brad Shaw  
Assistant Coach..... Ray Bennett  
Assistant Coach..... Scott Mellanby  
Goaltending Consultant..... Corey Hirsch  
Vice President, Public Relations..... Mike Caruso



DAVIS PAYNE

## ALL-TIME SERIES NOTES

### Hat Tricks

Teemu Selanne - Mar. 17, 1996 at St. Louis (3-0=3)  
Garry Valk - Mar. 22, 1996 at St. Louis (3-0=3)  
Pavol Demitra - Feb. 12, 2000 at St. Louis (3-0=3)  
Michal Handzus - Dec. 23, 2000 at St. Louis (3-0=3)  
Bobby Ryan - Jan. 12, 2011 at Anaheim (3-1=4)

### Penalty Shots

None

### Overtime Games

Dec. 12, 1993 2-1 win at Anaheim  
Mar. 14, 1997 4-4 tie at Anaheim  
Dec. 27, 1997 5-5 tie at St. Louis  
Oct. 31, 1998 2-2 tie at St. Louis  
Mar. 11, 2000 1-1 tie at St. Louis  
Mar. 20, 2003 3-2 loss at St. Louis  
Nov. 4, 2003 2-1 loss at St. Louis  
Mar. 25, 2004 1-1 tie at Anaheim

(J. Skalde-GW goal)  
(J. Murphy-GT goal)  
(J. Campbell-GT goal)  
(A. MacInnis-GT goal)  
(F. Olsson-GT goal)  
(P. Demitra-GW goal)  
(K. Tkachuk-GW goal)  
(M. Skoula-GT goal)

Dec. 31, 2005 5-4 win at St. Louis (SO)  
Oct. 30, 2006 6-5 win at St. Louis (SO)  
Mar. 31, 2007 3-2 win at St. Louis  
Feb. 1, 2008 1-0 loss at St. Louis (SO)  
Feb. 22, 2008 2-1 win at Anaheim  
Nov. 21, 2008 3-2 loss at St. Louis  
Jan. 23, 2010 4-3 win at St. Louis

(C. Kunitz-SO winner)  
(R. Getzlaf-SO winner)  
(A. McDonald-GW goal)  
(A. McDonald-SO winner)  
(S. Pahlsson-GW goal)  
(L. Stempniak-GW goal)  
(J. Wisniewski-SO winner)

## ALL-TIME SERIES SUMMARY

Season	Series Results	GF	GA	SF	SA	Power Play	Penalty Killing
1993-94	2-2-0 (1-1-0 in ANA)	10 (2.5)	11 (2.8)	154 (38.5)	151 (37.8)	1-17 (5.9)	17-20 (85.0)
1994-95	0-4-0 (0-2-0 in ANA)	10 (2.5)	22 (5.5)	103 (25.8)	131 (32.8)	5-16 (31.3)	8-13 (61.5)
1995-96	3-1-0 (2-0-0 in ANA)	16 (4.0)	6 (1.5)	110 (27.5)	138 (34.5)	6-26 (23.1)	23-26 (88.5)
1996-97	1-2-1 (0-1-1 in ANA)	12 (3.0)	12 (3.0)	94 (23.5)	135 (33.8)	4-13 (30.8)	13-16 (81.3)
1997-98	1-2-1 (0-2-0 in ANA)	12 (3.0)	16 (4.0)	98 (24.5)	104 (26.0)	5-19 (26.3)	14-15 (93.3)
1998-99	1-2-1 (0-2-0 in ANA)	8 (2.0)	11 (2.8)	107 (26.8)	131 (32.8)	2-18 (11.1)	9-12 (75.0)
1999-00	1-2-1-0 (1-1-0-0 in ANA)	9 (2.3)	12 (3.0)	111 (27.8)	126 (31.5)	3-19 (15.8)	9-12 (75.0)
2000-01	0-4-0-0 (0-2-0-0 in ANA)	5 (1.3)	15 (3.8)	90 (22.5)	151 (37.8)	3-25 (12.0)	17-23 (73.9)
2001-02	1-3-0-0 (0-2-0-0 in ANA)	7 (1.8)	9 (2.3)	76 (19.0)	89 (22.3)	1-20 (5.0)	13-13 (100.0)
2002-03	3-0-0-1 (2-0-0-0 in ANA)	13 (3.3)	10 (2.5)	89 (22.3)	121 (30.3)	7-17 (41.2)	13-16 (81.3)
2003-04	1-1-1-1 (1-0-1-0 in ANA)	8 (2.0)	9 (2.3)	101 (25.3)	116 (29.0)	2-12 (16.7)	6-9 (66.7)
2005-06	3-1-0 (2-0-0 in ANA)	19 (4.8)	14 (3.5)	138 (34.5)	121 (30.3)	5-24 (20.8)	22-29 (75.9)
2006-07	3-1-0 (1-1-0 in ANA)	13 (3.3)	13 (3.3)	126 (31.5)	100 (25.0)	7-19 (36.8)	19-22 (86.4)
2007-08	2-1-1 (2-0-0 in ANA)	9 (2.3)	8 (2.0)	108 (27.0)	110 (27.5)	1-17 (5.9)	11-13 (84.6)
2008-09	3-0-1 (2-0-0 in ANA)	15 (3.8)	10 (2.5)	120 (30.0)	118 (29.5)	5-11 (45.5)	15-21 (71.4)
2009-10	2-2-0 (1-1-0 in ANA)	11 (2.8)	16 (4.0)	118 (29.5)	123 (30.8)	0-15 (0.0)	10-14 (71.4)
2010-11	2-2-0 (2-0-0 in ANA)	13 (3.3)	19 (4.8)	87 (21.8)	141 (35.3)	4-15 (26.7)	15-21 (71.4)
<b>Totals</b>	<b>29-30-9 (17-15-2 in ANA)</b>	<b>180 (2.6)</b>	<b>220 (3.2)</b>	<b>1830 (26.9)</b>	<b>2106 (31.0)</b>	<b>61-306 (19.9)</b>	<b>234-295 (79.3)</b>

## ALL-TIME SERIES FAST FACTS

	Overall	@ Anaheim	@ St. Louis
<b>All-Time Series:</b>	29-30-9	17-15-2	12-15-7
<b>Current Streak:</b>	One Anaheim win	Three Anaheim wins	Three St. Louis wins
<b>Last Win by Anaheim:</b>	Mar. 16, 2011 (2-1)	Mar. 16, 2011 (2-1)	Jan. 23, 2010 (4-3 SO)
<b>Last Win by St. Louis:</b>	Feb. 19, 2011 (9-3)	Nov. 5, 2009 (5-0)	Feb. 19, 2011 (9-3)
<b>Last 10 games:</b>	6-4-0	8-2-0	4-4-2
<b>Overtime Record:</b>	6-0-9	2-0-2	4-0-7
<b>Longest Winning Streak:</b>	Three games, four times Last: Feb. 1, 2008-Nov. 5, 2008	Four games Feb. 22, 2008-Dec. 10, 2008	Three games Dec. 31, 2005-Mar. 31, 2007
<b>Longest Losing Streak:</b>	Six games Jan. 24, 1994-Oct. 27, 1995	Five games Feb. 21, 2000-Dec. 18, 2002	Four games Feb. 20, 1994-Oct. 27, 1995
<b>Last Shutout by Anaheim:</b>	Oct. 9, 2006 (2-0)	Nov. 1, 1995 (3-0)	Oct. 9, 2006 (2-0)
<b>Last Shutout by St. Louis:</b>	Nov. 5, 2009 (5-0)	Nov. 5, 2009 (5-0)	Feb. 1, 2008 (1-0 SO)
<b>Biggest Anaheim win:</b>	Mar. 22, 1996 (6-1)	Mar. 17, 1996 (5-1)	Mar. 22, 1996 (6-1)
<b>Biggest St. Louis win:</b>	Feb. 19, 2011 (9-3)	Two wins by five goals	Feb. 19, 2011 (9-3)

# TAMPA BAY LIGHTNING



St. Pete Times Forum  
401 Channelside Drive  
Tampa, FL 33602

TEL: (813) 301-6500 • FAX: (813) 301-1487

tampabaylightning.com

## DIRECTORY

Vice President/General Manager ..... Steve Yzerman  
Head Coach ..... Guy Boucher  
Assistant Coach ..... Wayne Fleming  
Assistant Coach ..... Dan Lacroix  
Assistant Coach ..... Martin Raymond  
Goaltending Consultant ..... Frantz Jean  
Executive Vice President of Communications ..... Bill Wickett



GUY BOUCHER

## ALL-TIME SERIES NOTES

**Hat Tricks**  
None

### Penalty Shots

Stan Drulia vs. Dominic Roussel - Oct. 15, 1999 (no goal)

### Overtime Games

Mar. 3, 1996 2-2 tie at Anaheim  
Nov. 19, 2009 4-3 win at Anaheim  
Jan. 29, 2010 2-1 win at Tampa Bay (SO)  
Nov. 3, 2010 3-2 win at Anaheim

(J. Sacco-GT goal)  
(S. Niedermayer-GW goal)  
(J. Wisniewski-SO winner)  
(R. Getzlaf-GW goal)

## ALL-TIME SERIES SUMMARY

Season	Series Results	GF	GA	SF	SA	Power Play	Penalty Killing
1993-94	1-1-0 (0-1-0 in ANA)	6 (3.0)	5 (2.5)	60 (30.0)	55 (27.5)	0-13 (0.0)	8-10 (80.0)
1994-95	Did not play - NHL work stoppage						
1995-96	0-1-1 (0-0-1 in ANA)	3 (1.5)	4 (2.0)	41 (20.5)	66 (33.0)	1-12 (8.3)	7-11 (63.6)
1996-97	1-1-0 (1-0-0 in ANA)	5 (2.5)	4 (2.0)	50 (25.0)	76 (38.0)	0-6 (0.0)	4-5 (80.0)
1997-98	2-0-0 (1-0-0 in ANA)	9 (4.5)	3 (1.5)	57 (28.5)	59 (29.5)	0-9 (0.0)	6-7 (85.7)
1998-99	2-0-0 (1-0-0 in ANA)	10 (5.0)	6 (3.0)	64 (32.0)	76 (38.0)	3-9 (33.3)	10-13 (76.9)
1999-00	1-1-0-0 (0-1-0-0 in ANA)	5 (2.5)	6 (3.0)	64 (32.0)	49 (24.5)	0-4 (0.0)	4-4 (100.0)
2000-01	1-0-0-0 (1-0-0-0 in ANA)	3 (3.0)	1 (1.0)	27 (27.0)	26 (26.0)	1-2 (50.0)	6-6 (100.0)
2001-02	0-2-0-0 (0-1-0-0 in ANA)	4 (2.0)	6 (3.0)	64 (32.0)	48 (24.0)	2-7 (28.5)	7-11 (63.6)
2002-03	0-1-0-0 (0-0-0-0 in ANA)	0 (0.0)	2 (2.0)	24 (24.0)	26 (26.0)	0-1 (0.0)	4-4 (100.0)
2003-04	1-0-0-0 (0-0-0-0 in ANA)	2 (2.0)	0 (0.0)	25 (25.0)	31 (31.0)	0-3 (0.0)	7-7 (100.0)
2005-06	1-0-0 (1-0-0 in ANA)	4 (4.0)	2 (2.0)	33 (33.0)	24 (24.0)	2-7 (28.6)	6-7 (85.7)
2006-07	1-0-0 (0-0-0 in ANA)	4 (4.0)	3 (3.0)	25 (25.0)	27 (27.0)	1-2 (50.0)	5-5 (100.0)
2007-08	Did not play						
2008-09	0-1-0 (0-1-0 in ANA)	3 (3.0)	4 (4.0)	32 (32.0)	19 (19.0)	1-4 (25.0)	2-3 (66.7)
2009-10	2-0-0 (1-0-0 in ANA)	6 (3.0)	4 (2.0)	59 (29.5)	55 (27.5)	4-9 (44.4)	5-6 (83.3)
2010-11	1-0-0 (1-0-0 in ANA)	3 (3.0)	2 (2.0)	28 (28.0)	37 (37.0)	0-2 (0.0)	2-2 (100.0)
<b>Totals</b>	<b>14-8-1 (7-4-1 in ANA)</b>	<b>64 (2.8)</b>	<b>52 (2.3)</b>	<b>653 (28.4)</b>	<b>674 (29.3)</b>	<b>15-90 (16.7)</b>	<b>83-101 (82.2)</b>

## ALL-TIME SERIES FAST FACTS

	Overall	@ Anaheim	@ Tampa Bay
<b>All-Time Series:</b>	14-8-1	7-4-1	7-4-0
<b>Current Streak:</b>	Three Anaheim wins	Two Anaheim wins	Three Anaheim wins
<b>Last Win by Anaheim:</b>	Nov. 3, 2010 (3-2 OT)	Nov. 3, 2010 (3-2 OT)	Jan. 29, 2010 (2-1 SO)
<b>Last Win by Tampa Bay:</b>	Jan. 9, 2009 (4-3)	Jan. 9, 2009 (4-3)	Feb. 25, 2003 (2-0)
<b>Last 10 games:</b>	6-4-0	7-3-0	6-4-0
<b>Overtime Record:</b>	3-0-1	2-0-1	1-0-0
<b>Longest Winning Streak:</b>	Five games	Three games	Three games, two times
	Nov. 5, 1997-Oct. 15, 1999	Dec. 4, 1996-Oct. 28, 1998	Last: Dec. 29, 2003-present
<b>Longest Losing Streak:</b>	Three games	One game, four times	Two games, two times
	Oct. 14, 2001-Feb. 25, 2003	Last: Jan. 9, 2009	Nov. 20, 2001-Feb. 25, 2003
<b>Last Shutout by Anaheim:</b>	Dec. 29, 2003 (2-0)	None	Dec. 29, 2003 (2-0)
<b>Last Shutout by Tampa Bay:</b>	Feb. 25, 2003 (2-0)	None	Feb. 25, 2003 (2-0)
<b>Biggest Anaheim win:</b>	Three wins by three goals	Nov. 5, 1997 (5-2)	Two wins by three goals
<b>Biggest Tampa Bay win:</b>	Two wins by two goals	Dec. 1, 1999 (4-2)	Two wins by two goals

# TORONTO MAPLE LEAFS

## TORONTO MAPLE LEAFS

Air Canada Centre  
40 Bay Street, Suite 400  
Toronto, Ontario M5J 2X2

TEL: (416) 815-5700 • FAX: (416) 359-9331  
mapleleafs.com

### DIRECTORY

President/General Manager ..... Brian Burke  
Head Coach ..... Ron Wilson  
Assistant Coach ..... Rob Zettler  
Assistant Coach ..... Scott Gordon  
Assistant Coach ..... Greg Cronin  
Goaltending Consultant ..... Francois Allaire  
Director, Media Relations ..... Pat Park



**RON WILSON**

### ALL-TIME SERIES NOTES

#### Hat Tricks

Niklas Hagman - Oct. 26, 2009 at Anaheim (3-0=3)

#### Penalty Shots

None

#### Overtime Games

Jan. 18, 1994	3-3 tie at Toronto	(D. Mironov-GT goal)
Mar. 17, 1995	3-3 tie at Anaheim	(B. Corkum-GT goal)
Dec. 2, 1995	4-4 tie at Toronto	(M. Sundin-GT goal)
Dec. 17, 1995	3-2 loss at Anaheim	(D. Andreychuk-GW goal)
Oct. 28, 1997	2-2 tie at Toronto	(T. Selanne-GT goal)
Dec. 2, 1997	3-3 tie at Toronto	(R. Salei-GT goal)
Oct. 21, 2008	3-2 win at Toronto	(T. Selanne-GW goal)

### ALL-TIME SERIES SUMMARY

Season	Series Results	GF	GA	SF	SA	Power Play	Penalty Killing
1993-94	2-1-1 (1-1-0 in ANA)	10 (2.5)	8 (2.0)	105 (26.3)	120 (30.0)	3-15 (20.0)	22-24 (91.6)
1994-95	1-2-1 (1-0-1 in ANA)	12 (3.0)	10 (2.5)	124 (31.0)	148 (37.0)	4-15 (26.6)	12-15 (80.0)
1995-96	0-3-1 (0-2-0 in ANA)	10 (2.5)	15 (3.8)	119 (29.8)	136 (34.0)	2-21 (9.5)	15-16 (93.8)
1996-97	2-2-0 (2-0-0 in ANA)	11 (2.8)	12 (3.0)	128 (32.0)	131 (32.8)	4-19 (21.0)	15-16 (93.8)
1997-98	0-2-2 (0-2-0 in ANA)	8 (2.0)	14 (3.5)	109 (27.3)	113 (28.3)	0-19 (0.0)	10-11 (90.9)
1998-99	0-1-0 (0-0-0 in ANA)	1 (1.0)	4 (4.0)	31 (31.0)	39 (39.0)	0-3 (0.0)	3-3 (100)
1999-00	1-0-0-0 (0-0-0-0 in ANA)	2 (2.0)	0 (0.0)	24 (24.0)	19 (19.0)	0-3 (0.0)	2-2 (100)
2000-01	0-1-0-0 (0-0-0-0 in ANA)	2 (2.0)	3 (3.0)	22 (22.0)	29 (29.0)	1-4 (25.0)	7-8 (87.5)
2001-02	0-1-0-0 (0-0-0-0 in ANA)	1 (1.0)	6 (6.0)	22 (22.0)	31 (31.0)	0-5 (0.0)	5-5 (100)
2002-03	0-1-0-0 (0-0-0-0 in ANA)	2 (2.0)	5 (5.0)	23 (23.0)	19 (19.0)	0-3 (0.0)	6-6 (100)
2003-04	1-0-0-0 (1-0-0-0 in ANA)	5 (5.0)	1 (1.0)	27 (27.0)	30(30.0)	1-2 (50.0)	2-2 (100)
2005-06	0-1-0 (0-0-0 in ANA)	2 (2.0)	3 (3.0)	29 (29.0)	27 (27.0)	0-8 (0.0)	4-6 (66.7)
2006-07	Did not play						
2007-08	1-0-0 (1-0-0 in ANA)	5 (5.0)	0 (0.0)	24 (24.0)	28 (28.0)	2-4 (50.0)	6-6 (100.0)
2008-09	1-0-0 (0-0-0 in ANA)	2 (2.0)	2 (2.0)	21 (24.0)	38 (38.0)	0-1 (0.0)	4-4 (100.0)
2009-10	0-1-0 (0-1-0 in ANA)	3 (3.0)	6 (6.0)	28 (28.0)	39 (39.0)	1-3 (33.3)	6-11 (54.5)
2010-11	0-1-0 (0-0-0 in ANA)	2 (2.0)	5 (5.0)	28 (28.0)	37 (37.0)	0-2 (0.0)	2-2 (100.0)
<b>Totals</b>	<b>9-17-5 (6-6-1 in ANA)</b>	<b>78 (2.5)</b>	<b>94 (3.0)</b>	<b>864 (27.9)</b>	<b>984 (31.7)</b>	<b>18-127 (14.2)</b>	<b>121-137 (88.3)</b>

### ALL-TIME SERIES FAST FACTS

	Overall	@ Anaheim	@ Toronto
<b>All-Time Series:</b>	9-17-5	6-6-1	3-11-4
<b>Current Streak:</b>	Two Toronto wins	One Toronto win	One Toronto win
<b>Last Win by Anaheim:</b>	Oct. 21, 2008 (3-2 SO)	Jan. 9, 2008 (5-0)	Oct. 21, 2008 (3-2 SO)
<b>Last Win by Toronto:</b>	Jan. 20, 2011 (5-2)	Oct. 26, 2009 (6-3)	Jan. 20, 2011 (5-2)
<b>Last 10 games:</b>	4-6-0	5-5-0	2-6-2
<b>Overtime Record:</b>	1-1-5	0-1-1	1-0-4
<b>Longest Winning Streak:</b>	Two games Jan. 9, 2008-Oct. 21, 2008	Two games, two times Nov. 12, 2003-Jan. 9, 2008	One game, three times Last: Oct. 21, 2008
<b>Longest Losing Streak:</b>	Three games, three times Last: Mar. 14, 2001-Oct. 28, 2002	Two games, two times Last: Dec. 17, 1997-Mar. 11, 1998	Three games, two times Last: Mar. 14, 2001-Dec. 12, 2005
<b>Last Shutout by Anaheim:</b>	Jan. 9, 2008 (5-0)	Jan. 9, 2008 (5-0)	Nov. 9, 1999 (2-0)
<b>Last Shutout by Toronto:</b>	None	None	None
<b>Biggest Anaheim win:</b>	Two wins by five goals	Two wins by five goals	Nov. 9, 1999 (2-0)
<b>Biggest Toronto win:</b>	Oct. 8, 2001 (6-1)	Three wins by three goals	Oct. 8, 2001 (6-1)

# VANCOUVER CANUCKS



Rogers Arena  
800 Griffiths Way  
Vancouver, British Columbia V6B 6G1  
TEL: (604) 899-4600 • FAX: (604) 899-4640  
canucks.com

## DIRECTORY

President/General Manager ..... Mike Gillis  
Head Coach ..... Alain Vigneault  
Associate Coach ..... Rick Brown  
Assistant Coach ..... Newell Womack  
Goaltending Coach ..... Roland Melanson  
Vice President, Communications & Community Partnerships.. TC Carling



ALAIN VIGNEAULT

## ALL-TIME SERIES NOTES

### Hat Tricks

Pavel Bure - Apr. 11, 1995 at Vancouver (3-0-3)  
Alexander Mogilny - Dec. 22, 1995 at Anaheim (3-1-4)  
Andrew Cassels - Nov. 8, 2000 at Anaheim (3-0-3)  
Michael Grabner - Apr. 2, 2010 at Anaheim (3-0-3)

### Penalty Shots

Paul Kariya vs. Corey Hirsch - Feb. 20, 1999 at Vancouver (goal)  
Dan Bylsma vs. Dan Cloutier - Dec. 12, 2001 at Anaheim (no goal)  
Daniel Sedin vs. J.S. Giguere - Jan. 17, 2004 at Vancouver (no goal)  
Trevor Linden vs. Ilya Bryzgalov - Nov. 20, 2005 at Anaheim (goal)

### Overtime Games

Feb. 17, 1995 2-2 tie at Anaheim (D. Williams-GT goal)  
Jan. 24, 1996 2-1 win at Vancouver (A. Hicks-GW goal)  
Nov. 14, 1997 3-3 tie at Anaheim (B. Noonan-GT goal)  
Dec. 9, 1998 4-4 tie at Anaheim (B. Hedican-GT goal)  
Mar. 10, 1999 4-4 tie at Anaheim (H. York-GT goal)  
Dec. 8, 1999 2-2 tie at Anaheim (S. Rucchin-GT goal)  
Feb. 23, 2000 4-4 tie at Anaheim (L. Kohn-GT goal)  
Mar. 30, 2001 2-2 tie at Vancouver (E. Jovanovski-GT goal)

Dec. 12, 2001 1-0 loss at Anaheim (E. Jovanovski-GW goal)  
Oct. 18, 2002 2-2 tie at Anaheim (T. Bertuzzi-GT goal)  
Oct. 24, 2002 2-2 tie at Vancouver (P. Kariya-GT goal)  
Feb. 20, 2007 3-2 loss at Anaheim (D. Sedin-GW goal)  
Oct. 31, 2008 7-6 loss at Anaheim (M. Ohlund-SO winner)  
Apr. 2, 2009 6-5 win at Vancouver (C. Perry-SO winner)  
Apr. 2, 2010 5-4 loss at Anaheim (P. Demitra-SO winner)  
Dec. 8, 2010 5-4 loss at Vancouver (J. Tambellini-SO winner)

## ALL-TIME SERIES SUMMARY

Season	Series Results	GF	GA	SF	SA	Power Play	Penalty Killing
1993-94	3-3-0 (1-2-0 in ANA)	18 (3.0)	13 (2.2)	173 (28.3)	186 (31.0)	3-25 (12.0)	19-22 (86.4)
1994-95	0-4-1 (0-1-1 in ANA)	7 (1.4)	21 (4.2)	142 (28.4)	174 (34.8)	0-26 (0.0)	14-21 (66.6)
1995-96	2-3-0 (1-2-0 in ANA)	10 (2.0)	17 (3.4)	154 (30.8)	149 (29.8)	1-22 (04.5)	15-16 (93.8)
1996-97	2-4-0 (1-2-0 in ANA)	17 (2.8)	24 (4.0)	180 (30.0)	205 (34.2)	8-33 (24.2)	19-24 (79.2)
1997-98	2-2-1 (1-0-1 in ANA)	13 (2.6)	15 (3.0)	151 (30.2)	134 (26.8)	3-23 (13.0)	24-30 (80.0)
1998-99	1-1-2 (0-0-2 in ANA)	15 (3.8)	14 (3.5)	127 (31.8)	120 (30.0)	7-19 (36.8)	15-18 (83.3)
1999-00	0-2-2-0 (0-0-2-0 in ANA)	8 (2.0)	17 (4.3)	104 (26.0)	101 (25.3)	6-16 (37.5)	8-10 (80.0)
2000-01	1-2-1-0 (1-1-0-0 in ANA)	7 (1.8)	14 (3.5)	109 (27.3)	132 (33.0)	4-23 (17.4)	11-15 (73.3)
2001-02	1-2-0-1 (1-0-0-1 in ANA)	6 (1.5)	9 (2.3)	91 (22.8)	130 (32.5)	1-16 (06.3)	20-23 (86.9)
2002-03	1-1-2-0 (1-0-1-0 in ANA)	10 (2.5)	12 (3.0)	89 (22.3)	129 (32.3)	4-15 (26.7)	21-23 (91.3)
2003-04	2-2-0-0 (0-2-0-0 in ANA)	7 (2.0)	9 (2.3)	133 (33.3)	128 (32.0)	0-8 (0.0)	12-12 (100)
2005-06	3-1-0 (1-1-0 in ANA)	15 (3.8)	8 (2.0)	111 (27.8)	127 (31.8)	6-24 (25.0)	24-27 (88.9)
2006-07	3-0-1 (1-0-1 in ANA)	14 (3.5)	6 (1.5)	121 (30.3)	101 (25.3)	4-25 (16.0)	16-18 (88.9)
2007-08	1-3-0 (1-1-0 in ANA)	7 (1.8)	10 (2.5)	116 (29.0)	106 (26.5)	1-9 (11.1)	19-23 (82.6)
2008-09	2-1-1 (1-0-1 in ANA)	18 (4.5)	18 (4.5)	137 (34.3)	120 (30.0)	6-21 (28.6)	17-22 (77.3)
2009-10	2-1-1 (1-0-1 in ANA)	15 (3.8)	13 (3.3)	133 (33.3)	138 (34.5)	6-18 (33.3)	13-15 (86.7)
2010-11	2-1-1 (1-1-0 in ANA)	12 (3.0)	17 (4.3)	102 (25.5)	133 (33.3)	4-15 (26.7)	8-14 (57.1)
<b>Totals</b>	<b>28-33-14 (13-13-11 in ANA)</b>	<b>199 (2.7)</b>	<b>237 (3.2)</b>	<b>2173 (29.0)</b>	<b>2313 (30.8)</b>	<b>64-338 (18.9)</b>	<b>275-333 (82.6)</b>

## ALL-TIME SERIES FAST FACTS

	Overall	@ Anaheim	@ Vancouver
<b>All-Time Series:</b>	28-33-14	13-13-11	15-20-3
<b>Current Streak:</b>	One Vancouver win	One Vancouver win	One Anaheim win
<b>Last Win by Anaheim:</b>	Feb. 9, 2011 (4-3)	Oct. 13, 2010 (4-3)	Feb. 9, 2011 (4-3)
<b>Last Win by Vancouver:</b>	Mar. 6, 2011 (3-0)	Mar. 6, 2011 (3-0)	Dec. 8, 2010 (5-4 SO)
<b>Last 10 games:</b>	6-2-2	5-2-3	5-4-1
<b>Overtime Record:</b>	2-0-14	0-0-11	2-0-3
<b>Longest Winning Streak:</b>	Four games Mar. 11, 2009-Dec. 16, 2009	Two games, two times Last: Mar. 11, 2009-Oct. 30, 2009	Six games Jan. 17, 2004-Nov. 30, 2006
<b>Longest Losing Streak:</b>	Six games Mar. 11, 1995-Dec. 22, 1995	Three games Apr. 15, 1995-Dec. 22, 1995	Three games, four times Last: Nov. 27, 2007-Dec. 22, 2008
<b>Last Shutout by Anaheim:</b>	Nov. 9, 2006 (6-0)	Apr. 8, 1996 (2-0)	Nov. 9, 2006 (6-0)
<b>Last Shutout by Vancouver:</b>	Mar. 6, 2011 (3-0)	Mar. 6, 2011 (3-0)	Nov. 27, 2007 (4-0)

# WASHINGTON CAPITALS



Verizon Center  
601 F Street, NW  
Washington, DC 20004

TEL: (202) 266-2200 • FAX: (202) 266-2210  
washingtoncaps.com

## DIRECTORY

Vice President/General Manager ..... George McPhee  
Head Coach ..... Bruce Boudreau  
Assistant Coach ..... Dean Evason  
Assistant Coach ..... Bob Woods  
Goaltending Coach ..... Dave Prior  
Director, Media Relations ..... Sergey Kocharov



**BRUCE BOUDREAU**

## ALL-TIME SERIES NOTES

### Hat Tricks

Peter Bondra - Dec. 13, 1996 at Anaheim (3-0=3)  
Alex Ovechkin - Jan. 13, 2006 at Anaheim (3-0=3)  
Alexander Semin - Feb. 16, 2011 at Anaheim (3-0=3)

### Penalty Shots

Peter Bondra vs. Mikhail Shtalenkov - Dec. 13, 1996 at Washington (no goal)

### Overtime Games

Nov. 29, 1995	2-2 tie at Anaheim	(P. Bondra-GT goal)
Jan. 13, 2006	3-2 loss at Anaheim	(A. Ovechkin-GW goal)
Dec. 15, 2010	2-1 win at Washington	(R. Getzlaf-GW goal)

## ALL-TIME SERIES SUMMARY

Season	Series Results	GF	GA	SF	SA	Power Play	Penalty Killing
1993-94	0-2-0 (0-1-0 in ANA)	2 (1.0)	8 (4.0)	53 (26.5)	65 (32.5)	0-7 (0.0)	4-5 (80.0)
1994-95	Did not play - NHL work stoppage						
1995-96	1-0-1 (0-0-1 in ANA)	4 (2.0)	3 (1.5)	41 (20.5)	73 (36.5)	0-9 (0.0)	8-9 (88.8)
1996-97	2-0-0 (1-0-0 in ANA)	9 (4.5)	5 (2.5)	59 (29.5)	62 (31.0)	2-10 (20.0)	7-8 (87.5)
1997-98	1-1-0 (1-0-0 in ANA)	8 (4.0)	7 (3.5)	73 (36.5)	57 (28.0)	2-7 (28.6)	5-8 (62.5)
1998-99	1-1-0 (1-0-0 in ANA)	1 (0.5)	1 (0.5)	53 (26.5)	65 (32.5)	1-10 (100.0)	7-8 (87.5)
1999-00	2-0-0-0 (1-0-0-0 in ANA)	12 (6.0)	3 (1.5)	51 (25.5)	59 (29.5)	0-6 (0.0)	4-5 (80.0)
2000-01	1-1-0-0 (0-1-0-0 in ANA)	5 (2.5)	4 (2.0)	51 (25.5)	59 (29.5)	0-6 (0.0)	8-9 (88.9)
2001-02	1-1-0-0 (1-0-0-0 in ANA)	3 (1.5)	5 (2.5)	57 (28.5)	61 (30.5)	1-10 (100.0)	9-11 (81.8)
2002-03	1-0-0-0 (1-0-0-0 in ANA)	3 (3.0)	0 (0.0)	30 (30.0)	26 (26.0)	1-5 (20.0)	7-7 (100.0)
2003-04	1-0-0-0 (0-0-0-0 in ANA)	4 (4.0)	2 (2.0)	31 (31.0)	25 (25.0)	1-1 (100.0)	6-7 (85.7)
2005-06	0-0-1 (0-0-1 in ANA)	2 (2.0)	3 (3.0)	34 (34.0)	26 (26.0)	0-3 (0.0)	2-2 (100.0)
2006-07	1-0-0 (0-0-0 in ANA)	6 (6.0)	1 (1.0)	34 (34.0)	27 (27.0)	0-3 (0.0)	6-7 (85.7)
2007-08	Did not play						
2008-09	0-1-0 (0-1-0 in ANA)	3 (3.0)	6 (6.0)	32 (32.0)	33 (33.0)	1-5 (20.0)	5-8 (62.5)
2009-10	0-1-0 (0-0-0 in ANA)	1 (1.0)	5 (5.0)	31 (31.0)	49 (49.0)	0-2 (0.0)	4-5 (80.0)
2010-11	1-1-0 (0-1-0 in ANA)	8 (4.0)	8 (4.0)	45 (22.5)	63 (31.5)	2-4 (50.0)	4-4 (100.0)
<b>Totals</b>	<b>13-9-2 (6-4-2 in ANA)</b>	<b>71 (3.0)</b>	<b>61 (2.5)</b>	<b>675 (28.1)</b>	<b>750 (31.3)</b>	<b>11-88 (12.5)</b>	<b>86-103 (83.5)</b>

## ALL-TIME SERIES FAST FACTS

	Overall	@ Anaheim	@ Washington
<b>All-Time Series:</b>	13-9-2	6-4-2	7-5-0
<b>Current Streak:</b>	One Washington win	Three Washington wins	One Anaheim win
<b>Last Win by Anaheim:</b>	Dec. 15, 2010 (2-1 OT)	Dec. 11, 2002 (3-0)	Dec. 15, 2010 (2-1 OT)
<b>Last Win by Washington:</b>	Feb. 16, 2011	Feb. 16, 2011	Jan. 27, 2010 (5-1)
<b>Last 10 games:</b>	5-4-1	6-3-1	6-4-0
<b>Overtime Record:</b>	1-0-2	0-0-2	1-0-0
<b>Longest Winning Streak:</b>	Four games Mar. 19, 1996-Dec. 12, 1997	Four games Dec. 13, 1996-Oct. 19, 1999	Two games, three times Last Jan. 13, 2005-Dec. 8, 2006
<b>Longest Losing Streak:</b>	Two games, two times Nov. 18, 2008-Jan. 27, 2010	Three games Jan. 13, 2006-present	Two games Jan. 1, 1998-Oct. 10, 1998
<b>Last Shutout by Anaheim:</b>	Dec. 11, 2002 (3-0)	Dec. 11, 2002 (3-0)	Mar. 13, 2001 (2-0)
<b>Last Shutout by Washington:</b>	Oct. 10, 1998 (1-0)	Dec. 30, 1993 (3-0)	Oct. 10, 1998 (1-0)
<b>Biggest Anaheim win:</b>	Oct. 19, 1999 (7-1)	Two wins by three goals Dec. 30, 1993 (3-0)	Oct. 19, 1999 (7-1)
<b>Biggest Washington win:</b>	Jan. 27, 2010 (5-1)		Jan. 27, 2010 (5-1)



# WINNIPEG JETS



MTS Centre  
300 Portage Avenue  
Winnipeg, Manitoba R3C 5S4  
TEL: (204) 987-7825 • FAX: (204) 926-5555  
winnipegjets.com

## DIRECTORY

General Manager ..... Kevin Cheveldayoff  
Head Coach ..... Claude Noel  
Associate Coach ..... Charlie Huddy  
Assistant Coach ..... Pascal Vincent  
Goaltending Consultant ..... Wade Flaherty  
Director of Corporate Communications & Hockey Operations ..... Scott Brown



CLAUDE NOEL

## ALL-TIME SERIES NOTES

### Hat Tricks

Ilya Kovalchuk - Feb. 15, 2009 at Anaheim (3-1=4)  
Anthony Stewart - Oct. 15, 2010 at Anaheim (3-0=3)

### Penalty Shots

None

### Overtime Games

Oct. 15, 2010 5-4 loss at Anaheim (N. Dawes-SO winner)

## ALL-TIME SERIES SUMMARY

Season	Series Results	GF	GA	SF	SA	Power Play	Penalty Killing
1999-00	1-0-0-0 (1-0-0-0 in ANA)	4 (4.0)	1 (1.0)	36 (36.0)	28 (28.0)	1-4 (25.0)	3-3 (100.0)
2000-01	1-1-0-0 (0-1-0-0 in ANA)	7 (3.5)	6 (3.0)	59 (29.5)	72 (36.0)	4-8 (50.0)	6-8 (75.0)
2001-02	2-0-0-0 (1-0-0-0 in ANA)	9 (4.5)	1 (1.0)	74 (37.0)	46 (23.0)	1-9 (11.1)	6-6 (100.0)
2002-03	1-1-0-0 (0-1-0-0 in ANA)	6 (3.0)	5 (2.5)	63 (31.5)	53 (26.5)	1-5 (20.0)	6-8 (75.0)
2003-04	0-1-0-0 (0-0-0-0 in ANA)	2 (2.0)	6 (6.0)	37 (37.0)	37 (37.0)	0-3 (0.0)	3-4 (75.0)
2005-06	1-0-0 (1-0-0 in ANA)	2 (2.0)	1 (1.0)	28 (28.0)	21 (21.0)	1-4 (25.0)	4-4 (100.0)
2006-07	1-0-0 (0-0-0 in ANA)	2 (2.0)	1 (1.0)	32 (32.0)	35 (35.0)	1-5 (20.0)	6-7 (85.7)
2007-08	Did not play						
2008-09	0-1-0 (0-1-0 in ANA)	4 (4.0)	8 (8.0)	35 (35.0)	43 (43.0)	0-3 (0.0)	4-6 (66.7)
2009-10	0-1-0 (0-0-0 in ANA)	1 (1.0)	2 (2.0)	35 (35.0)	34 (34.0)	0-4 (0.0)	3-4 (75.0)
2010-11	0-0-1 (0-0-1 in ANA)	4 (4.0)	5 (5.0)	41 (41.0)	33 (33.0)	3-7 (42.9)	1-4 (25.0)
<b>Totals</b>	<b>7-5-1 (3-3-1 in ANA)</b>	<b>41 (3.2)</b>	<b>36 (2.7)</b>	<b>440 (33.8)</b>	<b>402 (30.9)</b>	<b>12-52 (23.1)</b>	<b>42-54 (77.8)</b>

## ALL-TIME SERIES FAST FACTS

	Overall	@ Anaheim	@ Winnipeg/Atlanta
<b>All-Time Series:</b>	7-5-1	3-3-1	4-2-0
<b>Current Streak:</b>	Three Winnipeg wins	Two Winnipeg wins	One Winnipeg win
<b>Last Win by Anaheim:</b>	Dec. 13, 2006 (2-1)	Dec. 3, 2005 (2-1)	Dec. 13, 2006 (2-1)
<b>Last Win by Winnipeg:</b>	Oct. 15, 2010 (5-4 SO)	Oct. 15, 2010 (5-4 SO)	Jan. 26, 2010 (2-1)
<b>Last 10 games:</b>	5-4-1	3-3-1	4-2-0
<b>Overtime Record:</b>	0-0-1	0-0-1	None
<b>Longest Winning Streak:</b>	Four games Jan. 17, 2001-Nov. 17, 2002	One game, three times Last: Dec. 3, 2005	Three games Jan. 17, 2001-Nov. 17, 2002
<b>Longest Losing Streak:</b>	Three games Feb. 15, 2009-present Nov. 14, 2001 (5-0)	Two games Feb. 15, 2009-present Nov. 14, 2001 (5-0)	One game, two times Last: Jan. 26, 2010 (2-1)
<b>Last Shutout by Anaheim:</b>	None	None	None
<b>Last Shutout by Winnipeg:</b>	None	None	None
<b>Biggest Anaheim win:</b>	Nov. 14, 2001 (5-0)	Nov. 14, 2001 (5-0)	Nov. 17, 2002 (5-1)
<b>Biggest Winnipeg win:</b>	Two wins by four goals	Feb. 15, 2009 (8-4)	Dec. 5, 2003 (6-2)

## REFEREES

NAME	SWEATER #	NAME	SWEATER #	NAME	SWEATER #
AUGER, Stephane	15	KOZARI, Steve	40	POLLOCK, Kevin	33
*BANFIELD, David	44	L'ECUYER, Frederick	17	REHMAN, Kyle	37
*BURCHELL, Darcy	42	LARUE, Dennis	14	ROONEY, Chris	5
*CHARRON, Frances	46	LEE, Chris	28	*SKILLITER, Graham	48
DEVORSKI, Paul	10	LEGGO, Mike	3	ST. LAURENT, Francois	38
DWYER, Gord	19	*LEMELIN, Mark	41	ST. PIERRE, Justin	12
FURLATT, Eric	27	MARTELL, Rob	26	SUTHERLAND, Kelly	11
HASENFRATZ, Mike	2	McCAULEY, Wes	4	VAN MASSENHOVEN, Don	21
HEBERT, Ghislain	22	MEIER, Brad	34	*VINNERBORG, Marcus	45
*HEBERT, Jean	43	MORTON, Dean	36	WALKOM, Stephen	24
JACKSON, Dave	8	O'HALLORAN, Dan	13	WALSH, Ian	29
JOANNETTE, Marc	25	O'ROURKE, Dan	9	WATSON, Brad	23
KIMMERLY, Greg	18	PEEL, Tim	20		
KOWAL, Tom	32	POCHMARA, Brian	16		

\* minor league official

## LINESMEN

NAME	SWEATER #	NAME	SWEATER #	NAME	SWEATER #
AMELL, Derek	75	HENDERSON, Don	91	NELSON, Thor	80
BARTON, Steve	59	HEYER, Shane	55	NOWAK, Tim	77
BRISEBOIS, David	96	KOVACHIK, Brad	71	PANCICH, Bryan	94
CAMERON, Lonnie	74	LAZAROWICH, Brad	86	RACICOT, Pierre	65
CHAMPOUX, Pierre	67	MACH, Brian	78	RODY, Vaughan	73
CHERREY, Scott	50	*MacPHERSON, Matt	83	SCHACHTE, Dan	47
CORMIER, Michel	76	McELMAN, Andy	90	SERICOLO, Anthony	84
CVIK, Mike	88	MILLER, Steve	89	SHARRERS, Jay	57
DEVORSKI, Greg	54	MORIN, Jean	97	SHEWCHYK, Mark	92
DRISCOLL, Scott	68	MURPHY, Brian	93	WHEELER, Mark	56
GALLOWAY, Ryan	82	MURRAY, Jonny	95		
GIBBS, Darren	66	NANSEN, Derek	70		



# 2011-12 SCHEDULE

Game dates and times subject to change. Visit AnaheimDucks.com to confirm game times. All game times are Pacific.

Preseason 
  NHL Premiere 
  Home 
  Away

## SEPTEMBER

SUN	MON	TUE	WED	THU	FRI	SAT
18	19	20 PHX 7:05	21 SJ 7:05	22	23 @SJ 7:30	24 @VAN 7:00
25 @LA 6:30	26	27	28 VAN 7:05	29	30 LA 7:05	

## OCTOBER

SUN	MON	TUE	WED	THU	FRI	SAT
						1
2	3	4 @JOKERIT 9:00am	5	6	7 P BUF 10:00am	8 V NYR 10:00am
9	10	11	12	13	14 P SJ 7:05	15
16 P STL 5:05	17 P SJ 7:30	18	19	20	21 P DAL 7:05	22
23 P PHX 5:05	24	25 P CHI 5:30	26	27 P MIN 5:00	28	29 K NSH 5:00
30 P CLB 3:30	31					

## NOVEMBER

SUN	MON	TUE	WED	THU	FRI	SAT
		1 V WSH 4:30	2	3 P NYR 4:00	4	5 W DET 4:00
6	7	8	9 P NSH 7:05	10	11 P VAN 7:35	12
13 P MIN 5:05	14	15	16 W LA 7:30	17 P LA 7:05	18	19
20 P DET 5:05	21	22	23 P PHX 6:00	24	25 P CHI 1:00	26
27 P TOR 5:05	28	29	30 P MTL 7:05			

## DECEMBER

SUN	MON	TUE	WED	THU	FRI	SAT
				1	2 P PHI 7:05	3
4 P MIN 5:05	5	6 P LA 7:05	7	8 P STL 5:00	9	10 K NSH 5:00
11	12	13	14 P PHX 7:05	15	16 P CHI 5:30	17 K WPG 4:00
18	19 V DAL 5:00	20	21	22 W LA 7:00	23	24
25	26 K SJ 7:30	27	28	29 K VAN 7:05	30	31 P COL 5:05

## JANUARY

SUN	MON	TUE	WED	THU	FRI	SAT
1	2	3	4 SJ 7:05	5	6 P NYI 7:05	7
8 K CLB 5:05	9	10 P DAL 7:05	11	12 K CGY 6:00	13 P EDM 6:30	14
15 K VAN 6:00	16	17	18 P PHX 7:05	19	20	21 P OTT 1:05
22 P COL 5:05	23	24 P DAL 5:30	25	26	27	28
29	30	31 P PHX 6:00				

## FEBRUARY

SUN	MON	TUE	WED	THU	FRI	SAT
			1 P DAL 7:35	2	3 P CLB 5:05	4
5	6 P CGY 7:05	7	8 P CAR 7:05	9	10 P DET 4:30	11
12 K CLB 3:00	13	14 V MIN 7:30	15 P PIT 4:00	16	17 P NJ 4:00	18
19 P FLA 2:00	20	21 P TB 4:30	22	23 P CAR 4:00	24	25
26 V CHI 4:05	27 P COL 6:00	28	29 P BUF 7:05			

## MARCH

SUN	MON	TUE	WED	THU	FRI	SAT
				1	2 K CGY 7:05	3 W LA 7:30
4	5 P EDM 7:05	6	7	8 K STL 5:00	9	10 P DAL 5:00
11	12 V COL 6:00	13	14 P DET 7:05	15	16 K LA 7:05	17
18 P NSH 5:05	19 P SJ 7:00	20	21 P STL 7:05	22	23	24
25 P BOS 5:05	26	27	28 K SJ 7:05	29	30	31 K PHX 6:00

## APRIL

SUN	MON	TUE	WED	THU	FRI	SAT
1 P EDM 5:05	2	3 P VAN 7:00	4	5 P EDM 6:30	6	7 P CGY 1:00

AM B30  
KDOC  
LOS ANGELES

PRIMETICKETHD  
FSWESTHD



TV  
KEY

P - Prime Ticket    W - FS West  
K - KDOC              V - Versus

**AMBA**

**HOME OF DUCKS HOCKEY**



*Accord*

*ONE CAR. 25 MVPs.*



*Only one vehicle has won the automotive equivalent of the MVP award a record 25 times. Presenting a Car and Driver's 10Best winner, yet again.\**

***The incomparable 34 HWY MPG Accord.† The one. From Honda.***



*Honda is the official vehicle of the NHL.®*

\*Car and Driver, January 2011. †23 city/34 highway mpg. Based on 2011 EPA mileage estimates for Accord 4-cyl. Sedan models with AT. Use for comparison purposes only. Actual mileage will vary. © 2011 American Honda Motor Co., Inc. NHL and the NHL Shield are registered trademarks of the National Hockey League. © NHL 2011. All Rights Reserved.