

2015-16 COLUMBUS BLUE JACKETS MEDIA GUIDE



NEVER BRING A STICK TO A CANNON FIGHT

Since 2000, Nationwide has been the official sponsor of the Columbus Blue Jackets – and proud to cheer on every blast of the cannon.



Nationwide®



Official Sponsor of the Columbus Blue Jackets

TABLE OF CONTENTS



Table of Contents.....	2-3
2015-16 Schedule.....	4
Staff Directory.....	6-7
John P. McConnell, Majority Owner / Governor	8
Mike Priest, President / Alternate Governor	9
John Davidson, President Hockey Ops / Alternate Governor	10
Executive Staff Profiles	11-13

HOCKEY OPERATIONS

Jarmo Kekalainen, General Manager	15
Hockey Operations Management	16
John Tortorella, Head Coach	17
Coaching Staff Profiles.....	18-20
Scouting Staff Profiles.....	20-23
Medical Staff Profiles	24-25
Athletic Training & Equipment Staff Profiles	25-26

CLUB INFORMATION

Community Programs / Blue Jackets Foundation.....	28-29
Fan Development.....	30
OhioHealth Ice Haus / Chiller Ice Rinks	31
Nationwide Arena	32
Arena Map & Directions	33
Blue Jackets Television & Radio.....	34-35

PLAYERS

2015-16 Organizational Roster	38-39
Cam Atkinson	40-41
Sergei Bobrovsky.....	42-43
Jared Boll.....	44-45
Rene Bourque.....	46-47
Matt Calvert	48-49
Gregory Campbell	50-51
David Clarkson	52-53
Kevin Connauton	54-55
Brandon Dubinsky.....	56-57
Justin Falk	58-59
Nick Foligno.....	60-61
Cody Golubev.....	62-63
Scott Hartnell	64-65
Boone Jenner	66-67
Ryan Johansen	68-69
Jack Johnson.....	70-71
Curtis McElhinney	72-73
Ryan Murray	74-75
Dalton Prout	76-77
Brandon Saad	78-79
David Savard.....	80-81
Fedor Tyutin	82-83
Alexander Wennberg	84-85

Josh Anderson / Oliver Bjorkstrand	86-87
Andrew Bodnarchuk / Alex Broadhurst.....	88-89
Michael Chaput / Oscar Dansk	90-91
Anton Forsberg / Brett Gallant	92-93
Markus Hannikainen / Dillon Heatterington	94-95
William Karlsson / Joonas Korpisalo	96-97
Dean Kukan / Austin Madaisky.....	98-99
Sonny Milano / Nick Moutrey	100-101
Michael Paliotta / John Ramage.....	102-103
Kerby Rychel / Lukas Sedlak	104-105
Jaime Sifers / T.J. Tynan	106-107
Daniel Zaar / Tyler Bird / Paul Bittner	108-109
Gabriel Carlsson / Ryan Collins.....	110
Vladislav Gavrikov / Keegan Kolesar	111
Olivier LeBlanc / Elvis Merzlikins	112
Markus Nutivaara / Julien Pelletier	113
Peter Quenneville / Sam Ruopp.....	114
Kole Sherwood / Blake Siebenaler.....	115
Markus Soberg / Kevin Stenlund.....	116
Veeti Vainio / Zach Werenski	117
Lake Erie Monsters (AHL Affiliate)	118-119
Kalamazoo Wings (ECHL Affiliate)	120

2014-15 SEASON IN REVIEW

Final NHL Standings & Leaders.....	122-125
NHL Team Rankings	126
Blue Jackets Season Notes	127-131
CBJ Final Statistics	132
CBJ Even/PP/SH/Home/Road Statistics	133
CBJ Time On Ice & Face-Off Percentage.....	134
CBJ Game-by-Game Results.....	135-136
CBJ Statistical Breakdown.....	137-138
CBJ Highs & Lows.....	139-140
CBJ Injury Report.....	141
CBJ Transactions.....	141-142

VS. THE NHL

All-Time Record vs. Other Clubs	144
Last 10 Games vs. Other Clubs.....	144-145
Anaheim Ducks	146-147
Arizona Coyotes.....	148-149
Boston Bruins.....	150-151
Buffalo Sabres	152-153
Calgary Flames	154-155
Carolina Hurricanes	156-157
Chicago Blackhawks	158-159
Colorado Avalanche.....	160-161
Dallas Stars	162-163
Detroit Red Wings.....	164-165
Edmonton Oilers.....	166-167
Florida Panthers.....	168-169
Los Angeles Kings.....	170-171
Minnesota Wild	172-173
Montreal Canadiens	174-175
Nashville Predators.....	176-177
New Jersey Devils	178-179
New York Islanders	180-181
New York Rangers.....	182-183
Ottawa Senators	184-185
Philadelphia Flyers.....	186-187

Pittsburgh Penguins.....	188-189
St. Louis Blues.....	190-191
San Jose Sharks.....	192-193
Tampa Bay Lightning.....	194-195
Toronto Maple Leafs.....	196-197
Vancouver Canucks.....	198-199
Washington Capitals.....	200-201
Winnipeg Jets.....	202-203

RECORD BOOK

All-Time Statistics.....	205-220
Record by Season.....	221-223
Individual Leaders by Season.....	224-226
Top Single Seasons.....	227-228
Career Leaders.....	229-230
Team Records.....	231-239
Player Records.....	240-243
2013-14 Statistics, Notes, Results.....	244-245
2012-13 Statistics, Notes, Results.....	246-247
2011-12 Statistics, Notes, Results.....	248-249
2010-11 Statistics, Notes, Results.....	250-251
2009-10 Statistics, Notes, Results.....	252-253
2008-09 Statistics, Notes, Results.....	254-255
2007-08 Statistics, Notes, Results.....	256-257
2006-07 Statistics, Notes, Results.....	258-259
2005-06 Statistics, Notes, Results.....	260-261
2003-04 Statistics, Notes, Results.....	262-263
2002-03 Statistics, Notes, Results.....	264-265
2001-02 Statistics, Notes, Results.....	266-267
2000-01 Statistics, Notes, Results.....	268-269
BlueJackets.com.....	270

PLAYOFFS

2014 Playoffs Statistics.....	272
2009 Playoffs Statistics.....	273
All-Time Playoffs Statistics & Leaders.....	274
Playoffs Team Records.....	275-277
Player Records, Personnel & Franchise Firsts.....	278-280

HISTORY

John H. McConnell.....	282
About the Blue Jackets.....	283
Franchise Timeline.....	284-289
All-Time Transactions.....	290-295
All-Time Player Register.....	296-309
All-Time Numerical Roster.....	310-311
NHL Draft History.....	312-315
Personnel & Franchise Firsts.....	316-318
Blue Jackets Honor Roll & Team Awards.....	319-321

MEDIA INFORMATION

CBJ Communications Staff & Media Information.....	323
NHL Directory / Roster of Officials / Critical Dates.....	324-325

CREDITS

Produced by the Columbus Blue Jackets

Communications Department

VP of Communications & Team Services Todd Sharrock
 Director of Communications.....Karen Davis
 Manager of CommunicationsGlenn Odebralski

Layout, design & editorial assistance by the Columbus Blue Jackets Creative Services Department

Senior Graphic Designer.....Jason Duignan
 Graphic Designer.....Anthony Zych
 Editorial Assistance.....Katherine White
 Photography Jamie Sabau, Getty Images, Greg Bartram,
Springfield Falcons, Kalamazoo Wings

The information contained in this publication was compiled by the Columbus Blue Jackets Hockey Club and is intended for the personal or editorial use of the media and fans. Any commercial use of this information is prohibited without the written consent of the Columbus Blue Jackets Hockey Club.

All NHL and team logos depicted within this publication are the property of NHL Enterprises, Inc. and the respective teams and may not be reproduced from commercial purposes without that prior written consent of NHL Enterprises, Inc.





2015-16 BLUE JACKETS SCHEDULE

SUN MON TUE WED THU FRI SAT

SEPT

	★ 21 PIT 7:00	★ 22 * STL 7:00	23	★ 24 MIN 7:00	25	★ 26 PIT 4:00
27	28	★ 29 NSH 8:00	30	* Split Squad at STL, 8:00pm		

OCT

				1	★ 2 BUF 7:00	★ 3 NSH 7:00
4	5	6	7	8	9 NYR 7:00	10 NYR 7:00
		OPENING NIGHT				
11	12 BUF 3:00	13	14 OTT 7:00	15	16 TOR 7:00	17 CHI 8:30
18	19	20 NYI 7:00	21	22 MIN 8:00	23	24 COL 9:00
25	26	27 NJ 7:00	28	29	30 WSH 7:00	31 WPG 7:00

NOV

1	2	3 SJ 10:30	4	5 LA 10:30	6 ANA 10:00	7
8	9	10 VAN 7:00	11	12	13 PIT 7:00	14 ARI 7:00
15	16	17 STL 7:00	18	19 OTT 7:30	20 NSH 7:00	21
22 SJ 5:00	23	24	25 NJ 7:00	26	27 PIT 7:00	28 STL 8:00
29	30					

DEC

		1 MTL 7:30	2	3	4 FLA 7:00	5 PHI 7:30
6	7	8 LA 7:00	9	10 WPG 8:00	11	12 NYI 7:00
13	14 TB 7:00	15 DAL 8:30	16	17 ARI 9:00	18	19 PHI 7:00
20	21 PIT 7:00	22	23	24	25	26 TB 7:00
27 FLA 6:00	28	29 DAL 7:00	30	31		

SUN MON TUE WED THU FRI SAT

JAN

					1	2 WSH 7:00
3	4	5 MIN 7:00	6	7	8 CAR 7:00	9 CAR 7:00
10	11	12 NYI 7:00	13 TOR 7:00	14	15	16 COL 7:00
17	18	19 WSH 7:00	20	21 CGY 7:00	22	23 BOS 7:00
24	25 MTL 7:00	26 MTL 7:30	27	28	29	30 NSH ASW

FEB

	1	2 EDM 9:00	3	4 VAN 10:00	5 CGY 9:00	6
7	8	9 NYI 7:00	10	11 ANA 7:00	12	13 OTT 7:00
14	15	16 BOS 7:00	17	18	19 BUF 7:00	20
21	22 BOS 7:00	23 DET 7:30	24	25 NJ 7:00	26	27 FLA 3:00
28	29 NYR 7:00					

MAR

		1	2	3	4 EDM 7:00	5 PHI 7:00
6	7	8 DET 7:00	9	10	11 PIT 7:00	12
13 TB 3:00	14	15	16	17 DET 7:00	18	19 NJ 7:00
20 NJ 5:00	21	22 PHI 7:00	23	24 CAR 7:00	25	26 NSH 8:00
27	28 WSH 7:00	29	30	31 NYI 7:00		

APR

					1	2 CAR 7:00
3	4 NYR 7:00	5	6 TOR 7:00	7	8 BUF 7:00	9 CHI 7:00

ALL TIMES EASTERN & SUBJECT TO CHANGE

★ PRESEASON

HOME

AWAY



1-800-NHL-COLS ★ BlueJackets.com

MARCH WITH



US

TM



STAFF DIRECTORY

COLUMBUS BLUE JACKETS

200 W. Nationwide Blvd., Columbus OH 43215
Phone: (614) 246-4625 • Fax: (614) 246-4007

OWNERSHIP/SENIOR MANAGEMENT

Majority Owner/Governor: John P. McConnell
President/Alternate Governor: Mike Priest
Pres. Hockey Operations/Alternate Governor: John Davidson

EXECUTIVE STAFF - BUSINESS OPERATIONS

Executive Vice President, Business Operations: Larry Hoepfner
Senior Vice President/General Counsel: Greg Kirstein
Chief Financial Officer: TJ. LaMendola
Vice President, Digital Marketing & Media: Marc Gregory
Vice President, Communications & Team Services: Todd Sharrock
Vice President, Marketing: J.D. Kershaw
Vice President, Corporate Development: A.J. Poole
Vice President, Ticket Sales & Service: Joe Andrade
Vice President, Community Relations & Executive Director,
Columbus Blue Jackets Foundation: Kathryn Dobbs

HOCKEY OPERATIONS

General Manager: Jarmo Kekalainen
Assistant General Manager: Bill Zito
Head Amateur Scout: Ville Siren
Director of Hockey Administration: Josh Flynn
Scouting Coordinator: Scott Harris
Amateur Scouts: Mike Antonovich, Simon Barrette,
..... Josef Boumedienne, Greg Drechsel, Niklas Evertsson,
..... Derek Ginnell, John Hill, Rick Knickle, Stephane LeBlanc,
..... Chris Morehouse, Rob Riley, Milan Tichy
Pro Scouts: Marshall Davidson, Peter Dineen, Blake Geoffrion,
..... Bob Halkidis, Doug MacDonald, Sam McMaster
Pro Video Scout: Mike Battaglia
Hockey Operations Advisor: Fredrik Modin
Hockey Operations Analyst: Tom Bark
Head Athletic Trainer: Mike Vogt
Assistant Athletic Trainers: Nates Goto, Chris Strickland
Equipment Manager: Tim LeRoy
Assistant Equipment Manager: Jamie Healy
Equipment Assistant: Jason Stypinski
Executive Assistant: Beth Carlisle Ebright

COACHING STAFF

Head Coach: John Tortorella
Associate Coach: Craig Hartsburg
Assistant Coaches: Brad Larsen, Kenny McCudden
Goaltending Coach: Ian Clark
Strength & Conditioning Coach: Kevin Collins
Video Assistant Coach: Dan Singleton
Development Coach: Chris Clark
European Development Coach: Jarkko Ruutu
Skating Consultant: Lee Harris

CORPORATE DEVELOPMENT & PREMIUM SEATING

Directors of Corporate Development: Craig Smith, Jessica Smith
Corporate Development Account Executives: Erica Bernadas,
..... Ethan Saporito, Charles Tyler, Doug Vinci
Partnership Account Specialists: Samantha Hagan,
..... Amy Ranallo, Molly Taylor, Caitlin Wolcott
Premium Seating Specialists: Zach Brown, Danielle Childers
Corporate Development Sales Coordinator: Evan Lee

COMMUNICATIONS & TEAM SERVICES

Director of Communications: Karen Davis
Manager of Communications: Glenn Odebralski
Manager of Team Services: Julie Gamble

COMMUNITY RELATIONS

Manager of Mascot Services: Jason Zumpano
Manager, Columbus Blue Jackets Foundation: Alison Pegg
Manager of Education & Community Partnerships: Maggie Walters
Coordinator, Community Relations & Foundation: Katie Green

GAME OPERATIONS & EVENT PRESENTATION

Director of Game Operations/Event Presentation: Derek Dawley
Manager of Event Presentation: Lynn Truitt
Senior Production Manager: Jeff Coltoniak
Senior Editor/Producer: David Traube
Broadcast Engineer: Rick Shepherd
Producer/Videographer: Tanner Smith

MARKETING & FAN DEVELOPMENT

Director of Marketing: Jim Riley
Marketing Manager: Becky Magaw
Manager of Fan Development: Joel Siegman
Fan Development/Marketing Coordinator: Mason Fisher
Manager of Advertising & Creative Services: Pat Thompson
Senior Graphic Designer: Jason Duignan
Graphic Designer: Anthony Zych

DIGITAL MARKETING & MEDIA

Director of CRM & Analytics: Jeff Eldersveld
Digital Content & Community Manager: Rob Mixer
Social Media Coordinator: Andrew Schwepfinger
Digital Media Coordinator: Adam Carro
Digital Marketing Analyst: Amy French
CRM Coordinator: Amy Dunleavy
CRM & Digital Marketing Fellow: Katie Foglia

HUMAN RESOURCES & LEGAL

Director of Human Resources: Cheryl Sparks
Human Resources Assistant: Ryan Leitenberger
Payroll Manager: Christine Parthemore
Payroll Assistant: Karen Albert
Staff Counsel: Pete Olsen
Paralegal: Ken Erney

FINANCE & INFORMATION TECHNOLOGY

Controller:.....Joe Rudolph
 Director of Information Technology:.....Jim Connolly
 Staff Accountants:Zachary Kramer, Nora Ludwig
 Accounts Payable Coordinator:Heather Benintendi
 Office Coordinator/Receptionist:Erica Pepper
 Systems Analyst:Matthew DeStephen

TICKET SALES & OPERATIONS

Director of Ticket Operations:Mark Metz
 Director of Service & Retention:.....Kelly Jones
 Director of New Business Development:Drew Ribarchak
 Director of Group Sales:Nick Myers
 Ticket Operations Managers:.....Abby Miller, Kevin O'Malley
 Ticket Operations Coordinator:Stephen Humphries
 Inside Sales Manager:Justin Dunn
 Ticket Sales Coordinator:.....Keely O'Brien
 Season Ticket Sales Account Executives:Maxwell Cohen,
Matthew Kill, Tim McDonough, Zoey Osman, Malinda Smith
 Season Ticket Service Coordinators:Brad Bellissimo, Cody Craig,
Carmelo Marzullo, Morgan Obendorfer, Courtney Spiegel
 Group Event Specialists:Leah Cover, James Garland,
Grant Jamieson, Matt Menard, Dani Nell, Ashley Smith
 Inside Sales Representatives:Aaron Boyd, Amanda Crandell,
Noah Heiber, Taylor Kuehl, Chad Leis, Alexa Lowe,
Brendan Manahan, Zachary Mauric, Alex Moormeier,
Jordan Pransky, Brian Wilkinson, Molly Zimmer

BROADCASTING

Director of Broadcasting:.....Russ Mollohan
 FOX Sports Ohio Play-By-Play Announcer:Jeff Rimer
 FOX Sports Ohio Color Analyst:Jody Shelley
 Radio Play-By-Play Announcer:Bob McElligott
 FS Ohio Hosts:Bill Davidge, Brian Giesenschlag, Dave Maetzold

NATIONWIDE ARENA MANAGEMENT

General Manager:Vicki Chorman
 Associate General Manager:Scott Lofton
 Director of Arena Operations:.....Brad Cleveland
 Director of Engineering & Maintenance:Mark Greiner
 Director of Ticketing:.....Cait Schumann
 Senior Accountant:Michael Fullen
 Chief Engineer:.....Patrick McGuire
 Conversion Manager:.....Todd Martin
 Assistant Ticket Office Manager:.....Dennis Novak
 Event Services Manager:Amanda Horning
 Guest Services Manager:.....Michael Hunter
 Event Services Coordinator:Haley Gribler
 Ice Technician:.....Ian Huffman
 Audio/Video Engineer:.....Jeff Baumgartner
 Electrician:.....Eric Richison
 Housekeeping Supervisor:.....Roger Penick, Jr.
 Conversion Supervisor:.....Robert Beach
 Maintenance Supervisor:Chad Kemp
 General Operations Supervisor:Adam McClung
 Maintenance:Steve Moore, Paul Van Culin
 EngineerDoug Van Culin
 Painters:Jeff James, Anthony Kincaid
 Ticket Sellers:Moneet Jones, Christy Swaim
 Administrative AssistantRebecca Li





JOHN P. MCCONNELL MAJORITY OWNER, GOVERNOR

John P. McConnell is chairman and chief executive officer of Worthington Industries. He is majority owner of the Columbus Blue Jackets National Hockey League franchise and chairman emeritus of the Columbus Blue Jackets Foundation. The foundation uses the unique resources of its professional athletes, coaches and staff to improve the quality of life throughout central Ohio.

McConnell is active in numerous community organizations and currently serves on the board of directors for OhioHealth. He has served on the boards of the Greater Columbus Chamber of Commerce, Nationwide Children's Hospital, the YMCA and the Columbus Zoological Association.

Worthington Industries is a leading global diversified metals manufacturing company with 2015 fiscal year sales of \$3.4 billion. Headquartered in Columbus, Ohio, Worthington is North America's premier value-added steel processor providing customers with wide ranging capabilities, products and services for a variety of markets including automotive, construction and agriculture; a global leader in manufacturing pressure cylinders for industrial gas and cryogenic applications, CNG and LNG storage, transportation and alternative fuel tanks, oil and gas equipment, and brand consumer products for camping, grilling, hand torch solutions and helium balloon kits; and a manufacturer of operator cabs for heavy mobile industrial equipment; laser welded blanks for light weighting applications; automotive racking solutions; and through joint ventures, complete ceiling grid solutions; automotive tooling and stampings; and steel framing for commercial construction. Worthington employs approximately 11,000 people and operates 83 facilities in 11 countries.

Founded in 1955, the company operates under a long-standing corporate philosophy rooted in the golden rule. Earning money for its shareholders is the first corporate goal. This philosophy serves as the basis for an unwavering commitment to the customer, supplier, and shareholder, and as the company's foundation for one of the strongest employee-employer partnerships in American industry.





MIKE PRIEST

PRESIDENT, ALTERNATE GOVERNOR


Michael Priest was named president of the Columbus Blue Jackets on April 19, 2007. As the club's top business executive, he oversees all aspects of the franchise operations and serves as an alternate governor for the club on all National Hockey League-related matters. He has also served as the president of JMAC, Inc., the parent company of the Blue Jackets, since 2001.

Priest joined JMAC, Inc. as vice president, controller in 1996 and was promoted to vice president and chief financial officer in 1997. JMAC, Inc. is the private family holding company of John P. McConnell and the McConnell family, majority owner of the Blue Jackets. JMAC, Inc. also directs numerous investments and charitable activities for the McConnell family.

Priest began his career in 1986 with the public accounting firm of Meaden & Moore, CPAs. During his tenure with Meaden & Moore, he earned his Certified Public Accountant certificate and achieved partner level.

A native of south central Ohio, Priest graduated cum laude from The Ohio State University with a bachelor's degree in business administration in 1986. He currently serves on the board of directors for Delaware County Bank & Trust as well as the Executive Committee for the Greater Columbus Sports Commission. Priest is one of four managing board members for Columbus Arena Management, LLC (CAM). CAM is the management company for Nationwide Arena.





JOHN DAVIDSON

PRESIDENT OF HOCKEY OPERATIONS, ALTERNATE GOVERNOR

John Davidson was named president of hockey operations and alternate governor of the Columbus Blue Jackets in October 2012 and in his role oversees all hockey operations activities for the club. In his three seasons with the club, Columbus has posted a 109-84-19 record (.559), including back-to-back 40-win campaigns and three consecutive winning seasons for the first time in franchise history. The Blue Jackets went 42-35-5 (89 pts.) in 2014-15, earning the second-most wins and third-most points in club history. That came a season after the Jackets went 43-32-7 (93 pts.) in 2013-14 to set franchise records for wins and points.

He joined the Blue Jackets after serving as the president of hockey operations of the St. Louis Blues from 2006-12. During his tenure, the Blues averaged 39 wins and 90 points, including a 49-22-11 record, 109 points and a Central Division title in 2011-12.

One of hockey's most respected figures and the current chairman of the Hockey Hall of Fame selection committee, Davidson has enjoyed a long and distinguished career that spans four decades. Prior to his successful stint with the Blues, he was the longtime analyst for New York Rangers games on Madison Square Garden Network (MSG), as well as various NHL national broadcast partners in the United States and Canada. His outstanding work during a 20-plus year broadcasting career earned him numerous honors.


In 2009, he received the prestigious Foster Hewitt Memorial Award for outstanding contributions as a hockey broadcaster by The Hockey Hall of Fame and was inducted on Nov. 9, 2009. The NHL and USA Hockey honored Davidson with the Lester Patrick Award for his contributions to ice hockey in the United States in March 2004. He also won two New York Emmy Awards for "Outstanding On-Camera Achievement" in 2001 and 1995 and was part of MSG's Rangers broadcast team that won the CableACE Award for "Outstanding Live Event Coverage" in 1994.

Davidson began his broadcast career with MSG in 1983 and then spent two years on the popular "Hockey Night in Canada" from 1984-86. He rejoined MSG prior to the 1986-87 season, beginning a partnership with Rangers play-by-play announcer Sam Rosen that concluded following the 2005-06 season. During that time, Davidson also served as NBC's analyst for the NHL All-Star Game from 1990-93 and was lead analyst for the network's hockey coverage at the 1992 (Albertville, France), 1994 (Lillehammer, Norway), 1998 (Nagano, Japan), 2002 (Salt Lake City) and 2006 (Torino, Italy) Winter Olympic Games. He worked for TBS at the 1990 Goodwill Games, contributed to ABC's coverage of the NHL in 1994 and served on the number-one broadcast team with Mike Emrick for FOX's coverage of the NHL regular season, All-Star Games and Stanley Cup Playoffs and Finals from 1995-1999.

In addition, his work included several All-Star Games and Stanley Cup Finals for OLN, ESPN and SportsChannel, the 1991 Canada Cup for "Hockey Night in Canada" and the 1996 World Cup of Hockey for FX. He served as ESPN's studio analyst for the 1993 Stanley Cup Playoffs. The 2005-06 season marked his final season in the broadcast booth on OLN (now NBC Sports Network) and NBC.

Davidson enjoyed a successful junior career as a goaltender with the Calgary Centennials prior to being selected by the Blues with their first pick, fifth overall, in the 1973 Entry Draft. That year, he became the first goaltender to go directly from junior hockey to the NHL as he appeared in 39 games with St. Louis during the 1973-74 season. After two years with the Blues, he joined the Rangers in June 1975 and went on to play eight seasons in New York. In 1978-79, he went 20-15-4 with a 3.52 goals-against average in 39 games and then went 11-7 with a 2.28 goals-against average in 18 playoff games to lead the Rangers to the Stanley Cup Finals. He was forced to retire due to injuries during the 1982-83 season.

Davidson was born on Feb. 27, 1953 in Ottawa, Ontario and raised in Calgary, Alberta. He and his wife, Diana, are the parents of two daughters, Lindsay and Ashley.





LARRY HOEPFNER

EXECUTIVE VICE PRESIDENT OF BUSINESS OPERATIONS

Larry Hoepfner serves as the executive vice president of business operations for the Columbus Blue Jackets and has been a member of the organization since June 2005. In his role with the club, he oversees the day-to-day business initiatives of the Blue Jackets.

Hoepfner joined the Blue Jackets after spending eight years at FSN Florida. He concluded his tenure with the network serving as vice president of advertising sales and oversaw sales for the cable sports affiliate and its relationships with the NHL's Florida Panthers, MLB's Florida Marlins and Tampa Bay Rays and the University of Miami, as well as other FSN programming.

Prior to his stint with FSN Florida, Hoepfner served in senior marketing roles for cable television operators in the Washington, D.C., Minneapolis-St. Paul and South Florida areas.

A native of Peoria, Illinois, Hoepfner graduated from Cincinnati's Forest Park High School and attended Miami University in Oxford, earning a bachelor's degree in mass communications in 1979. He received his Master of Business Administration at the University of Miami (Florida) in 1996.



GREG KIRSTEIN

SENIOR VICE PRESIDENT AND GENERAL COUNSEL

Greg Kirstein is the senior vice president and general counsel for the Columbus Blue Jackets and oversees the club's legal matters and human resources department. He joined the club as general counsel in 1998, bringing with him over 16 years of experience as a litigator and sports lawyer. His law firm experience includes Vorys, Sater, Seymour and Pease (1982-87), Squire, Sanders and Dempsey (1987-93) and Ray, Alton and Kirstein (1993-98), while also representing minor league baseball's Columbus Clippers and the East Coast Hockey League's Columbus Chill.

A native of Pittsburgh, he received a bachelor's degree in journalism from The Ohio State University in 1977 and spent three years as a sports writer with *The Pittsburgh Press* and *Miami Herald*. He graduated from the Duquesne University School of Law in 1982. He took a one-year hiatus from practicing law to serve as the assistant athletic director at Temple University from 1985-86.

Kirstein was also one of the original board members and founders of Chiller LLC, the parent company of the Blue Jackets' suburban ice rinks, and served as its president from 1998-2000. He currently serves as a commissioner of the Capital Hockey Conference, Columbus' varsity high school conference, and sits on the Ohio High School Athletic Association's hockey advisory committee. He also teaches Sports Law as an adjunct professor at the Moritz College of Law at The Ohio State University and serves as secretary of the Columbus Blue Jackets Foundation and is a board member of Duquesne's University Athletic Fund.

He and his wife, Joyce, reside in Dublin and are the parents of adult children, Katie and Matt.



T.J. LAMENDOLA

CHIEF FINANCIAL OFFICER

T.J. LaMendola joined the Columbus Blue Jackets in 1999 as director of finance and was named chief financial officer for the organization in July 2001. His responsibilities include the oversight of budgeting, forecasting, financial reporting, internal controls, risk management and information technology for both the Blue Jackets and Nationwide Arena. In addition to his duties with the club, he also serves as the treasurer for the Columbus Blue Jackets Foundation and is a member of the National Hockey League Pension Society Board of Directors. He is also a member of the Public Relations

Advisory Council for the Ohio Society of Certified Public Accountants.

LaMendola came to the Blue Jackets from Karrington Health Inc., where he served as the controller for the \$50 million public company and was responsible for day-to-day finances from 1997-99. He began his career in public accounting with Deloitte & Touche LLP and spent nearly five years specializing in both manufacturing and service organizations.

A native of Dayton, Ohio, LaMendola attended Miami University in Oxford and earned a bachelor's degree in accounting in 1992. He became a Certified Public Accountant a year later.

He and his wife, Sue, are the parents of three sons, Nicholas, Christopher and Andrew. The family resides in Dublin.



MARC GREGORY

VICE PRESIDENT OF DIGITAL MARKETING AND MEDIA

Marc Gregory was named the vice president of digital marketing and media for the Columbus Blue Jackets in July 2011. In his current role, he is responsible for the overall operation of the club's website, social media platforms, mobile initiatives, database marketing and research and analytics. In addition, Gregory oversees the club's broadcast department and partnerships with television rights holder FOX Sports Ohio and Blue Jackets Radio Network affiliates, including flagship station Sports Radio 97.1 The Fan.

Gregory joined the organization as director of advertising and promotions in 1999, was promoted to executive director of marketing in 2004 and was named vice president of marketing in May 2006.

Gregory came to Columbus after spending five years with the LPGA's Giant Eagle Classic. He began his stint as a sales/marketing and operations coordinator before serving as the senior tournament coordinator directing the sales, marketing, public relations and operations efforts surrounding the event.

A native of Youngstown, Ohio, Gregory is a 1994 graduate of the University of Michigan, where he served as the hockey sports information director while working in the university's athletic department.

He and his wife, Melissa, are the parents of daughters, Emerson and Kellyn, and son, Vincent. The family resides in Powell.



TODD SHARROCK

VICE PRESIDENT OF COMMUNICATIONS AND TEAM SERVICES

Todd Sharrock serves as the vice president of communications and team services for the Columbus Blue Jackets. In his role, he is responsible for the club's media relations and publicity initiatives, editorial content and the production of team publications, as well as team services efforts that include the coordination of team travel, player relocation and serving as a liaison between the club's business and hockey operations departments.

Sharrock joined the Blue Jackets in February 2000 as director of communications, was named executive director of communications in July 2005 and promoted to vice president of public relations in May 2006. In addition to his current responsibilities, he has been actively involved in the club's community relations programs, as well as the development and implementation of its website operations and social media initiatives.

Sharrock came to Columbus after spending five seasons with the International Hockey League's Houston Aeros from 1994-99. He also served as a media relations consultant for Houston NFL Holdings LLC during its successful bid to acquire an expansion National Football League franchise (Texans).

Prior to his stint in Houston, he served as the assistant director of public relations for the NHL's Dallas Stars during the 1993-94 season and began his career as director of public relations with the Dallas Freeze of the Central Hockey League in 1992.

A native of Galion, Ohio, Sharrock attended The Ohio State University, where he earned a bachelor's degree in journalism and a master's degree in sport management and was a student assistant in the sports information office.

He currently serves on the Board of Commissioners for the Greater Columbus Sports Commission and is a past member of the National Hockey League Public Relations Advisory Council.

He and his wife, Krystal, are the parents of a son, Landry, and daughter, Maggie. The family resides in New Albany.



J.D. KERSHAW

VICE PRESIDENT OF MARKETING

J.D. Kershaw was named vice president of marketing for the Columbus Blue Jackets in July 2011 and oversees the organization's event and partnership marketing efforts, as well as its advertising, creative services, promotions and fan development initiatives. He joined the organization prior to the inaugural 2000-01 season as the director of fan development and was promoted to director of marketing & fan development in 2006.

Kershaw joined the Blue Jackets after spending two years working for the National Hockey League's European office from 1998-2000. Prior to that, he served as a marketing manager for the San Jose Sharks from 1994-97.

A native of Niagara Falls, Ontario, Kershaw received a bachelor's degree in public policy from Hamilton College, where he was also a member of the school's hockey team.

He and his wife, Kimberly, are the parents of a son, Trebor, and daughters, Jadia and Clara Mac. The family resides in Lewis Center.



A.J. POOLE

VICE PRESIDENT OF CORPORATE DEVELOPMENT

A.J. Poole was named vice president of corporate development for the Columbus Blue Jackets in June 2012, returning for his second stint with the National Hockey League club. He oversees all corporate partnership and premium seating sales and service initiatives for the organization.

Poole originally joined the Blue Jackets as a corporate development account executive in 2006 and spent nearly four years with the club before taking a position as manager of corporate sales for the National Football League's Philadelphia Eagles. During his stint with the Eagles, he led efforts to secure a partnership that made Lincoln Financial Field the first stadium in the world to be powered by 100% renewable energy.

He most recently served as the vice president of business development for Alliance Marketing Partners, a boutique sports and entertainment marketing firm in Philadelphia. In his role at AMP, he oversaw the expansion of the sports consulting division and assisted with general strategic planning for the company.

A native of Pittsburgh, Pennsylvania, Poole received his bachelor's degree in broadcast journalism from Ohio University in 2002. He then went on to earn a master's of business administration degree in 2005 and a master's degree in sports administration in 2006, both from Ohio University.

Poole and his wife, Jackie, are the parents of a son, Dylan. The family resides in downtown Columbus.



JOE ANDRADE

VICE PRESIDENT OF TICKET SALES AND SERVICE

Joe Andrade was named the vice president of ticket sales and service for the Columbus Blue Jackets in April 2013. He currently oversees strategy, recruiting, sales training and development for all ticket sales and service.

Before joining the Blue Jackets, Andrade spent the previous five years as the senior director of ticket sales for the National Basketball Association's Orlando Magic from 2008-13. Prior to his stint with the Magic, he worked for the Los Angeles Clippers, serving as the director of ticket sales from 2004-08. He also held similar positions with the Miami Heat and New Orleans Hornets. Andrade's sales experience in major league sports also includes time as the director of inside sales and group sales for Major League Baseball's Tampa Bay Rays.

A native of Cohasset, Massachusetts, Andrade received a bachelor's degree in sports management from the University of Massachusetts in 1997. He currently resides in Dublin with his wife, Liz.



KATHRYN DOBBS

VICE PRESIDENT OF COMMUNITY RELATIONS AND EXECUTIVE DIRECTOR, COLUMBUS BLUE JACKETS FOUNDATION

Kathryn Dobbs is the vice president of community relations for the Columbus Blue Jackets and leads the team's philanthropic arm as executive director of the Columbus Blue Jackets Foundation. In this dual role, Dobbs directs all aspects of the franchise's community-centric activities including fundraising, grant-making, community outreach, and volunteerism.

Prior to joining the Blue Jackets, Dobbs most recently served as vice president of philanthropy for YMCA of Central Ohio. Previously, the University of North Georgia graduate spent more than a dozen years as a senior-level executive with the YMCA organization in multiple locations around the United States. During her tenure within the YMCA organization, Dobbs guided over 30 boards of directors to train and engage volunteers in cause-driven programs and executed nationally and internationally recognized marketing and fundraising campaigns. Dobbs' scope of experience also includes the development and management of innovative fundraising and promotional programs, multi-channel communication campaigns, and high-profile events.

Before entering the non-profit sector, Dobbs oversaw marketing communications for PECO II, Inc., a Galion, Ohio-based manufacturer and distributor of power systems to high-profile telecommunications carriers. While living in Galion, she served in a variety of volunteer capacities as a board member for the Galion Area United Way.

Dobbs is a native of Thunder Bay, Ontario and currently lives in suburban Columbus with her daughter, Myah.

HOCKEY OPERATIONS





JARMO KEKALAINEN

GENERAL MANAGER

Jarmo Kekalainen was named the third general manager in Columbus Blue Jackets history on February 13, 2013. Since his arrival, the Blue Jackets have enjoyed their best stretch in club history, posting back-to-back 40-win campaigns and three-straight winning seasons for the first time in franchise history. The Jackets finished 42-35-5 (89 pts.) in 2014-15, following a franchise record-breaking 2013-14 season in which they set club records for wins and points with a 43-32-7 mark (93 pts.). In 2012-13, Columbus posted the highest-winning percentage in franchise history at .573 with a 24-17-7 mark.

Kekalainen, who served as assistant general manager for bronze medal-winning Team Finland at the 2014 Olympic Games in Sochi, Russia, arrived in Columbus after serving as the president and general manager of Jokerit in the Finnish Elite League from 2010-13.

Prior to his stint with Jokerit, Kekalainen spent eight seasons with the St. Louis Blues from 2002-10. He joined the Blues as director of amateur scouting and was named assistant general manager and director of amateur scouting in 2005. In that role, he was involved in all facets of hockey operations, including professional scouting efforts and overseeing the club's amateur scouting and draft preparations. During his eight years in St. Louis, the Blues drafted players such as David Backes, Roman Polak, David Perron, T.J. Oshie, Patrik Berglund and Alex Pietrangelo.

Kekalainen was a member of the Ottawa Senators organization from 1995 to 2002, serving as director of player personnel for three years and also overseeing the amateur draft and the club's scouting efforts in Europe. While working with the Senators, he also served as general manager of IFK Helsinki in the Finnish Elite League from 1995 to 1999 and led the club to the league championship in 1998.

As a player, Kekalainen appeared in 55 career NHL games with the Senators and Boston Bruins during a six-year career. A left wing, he scored five goals and added eight assists for 13 points with 28 penalty minutes, including a career-high 1-5-6 and 14 penalty minutes in 28 games with the Senators during the 1993-94 season. He also played in the American Hockey League and his native Finland before wrapping up his playing career with Vasteras IK in the Swedish Elite League in 1994-95.

Before signing with the Bruins, Kekalainen played two seasons at Clarkson University from 1987-89. He was named to the Eastern Collegiate Athletic Conference First All-Star Team after tallying 19-25-44 and 47 penalty minutes in 31 games during the 1988-89 season. He also represented Finland at the 1986 World Junior Championships and the 1991 Canada Cup Tournament.

Kekalainen was born on July 3, 1966 in Tampere, Finland. He has a bachelor's degree in management from Clarkson University and a master's in business marketing from the University of Tampere.

He and his wife, Tiina, are the parents of daughters, Emilia and Sofia.





BILL ZITO

ASSISTANT GENERAL MANAGER

Bill Zito was named assistant general manager of the Columbus Blue Jackets on Aug. 12, 2013 and brings nearly three decades of experience encompassing a variety of aspects of the game of hockey to the organization. Since joining the Blue Jackets, he has been an integral part of the club's management team in the areas of: contract negotiations, scouting and player evaluation, salary cap management and budgeting. He also is the general manager of the Lake Erie Monsters, Columbus' American Hockey

League affiliate, and was a member of the management team for the USA Hockey National Team that won a bronze medal at the 2015 IIHF World Hockey Championships.

Zito joined the Blue Jackets after using scouting as a platform to build Acme World Sports into one of the top hockey agencies in the business. In 2013 Forbes magazine ranked Acme as the eighth-most valuable hockey agency in the world with almost \$200 million in contracts under management. In 2007, The Hockey News lauded Zito in their "genius" issue for his scouting prowess noting his ability to uncover late-round or undrafted, lesser-known players as well as the top picks. As the agency's founder and president, he represented players such as Vezina Trophy and Conn Smythe Trophy winner Tim Thomas, Vezina Trophy winner Tuukka Rask, Vezina Trophy finalist Antti Niemi and All-Stars Kimmo Timonen and Brian Rafalski.

He is a graduate of Yale University, where he played varsity hockey from 1984-87. After a one-year stint playing hockey in Europe, Zito attended law school at the University of Wisconsin and during that time served as an assistant coach for the Badgers hockey team. Upon earning his law degree, he practiced appellate litigation and sports law in Chicago before founding Acme in 1995.

Zito was born on September 16, 1964 in Pittsburgh, Pennsylvania. He and his wife, Julie, are the parents of twin daughters, Gigi and Frankie, and son, Billy.



JOSH FLYNN

DIRECTOR OF HOCKEY ADMINISTRATION

Josh Flynn is the director of hockey administration for the Columbus Blue Jackets. He is responsible for assisting in all facets of the hockey operations department, including salary cap management, contract negotiations and research, salary arbitration, statistical research and strategic planning, and he is the club's liaison to the National Hockey League regarding matters pertaining to the NHL-NHLPA collective bargaining agreement.

Flynn joined the Blue Jackets hockey operations department in June 2008 after spending the previous two seasons with KO Sports Agency in Denver, Colorado, where he worked on contract negotiations for several NHL players represented by the agency.

Flynn was born on December 8, 1982 in Toronto, Ontario. He received a bachelor's degree in political science from the University of Toronto in 2004 and earned his Juris Doctorate from the Sturm College of Law at the University of Denver in 2007.



FREDRIK MODIN

HOCKEY OPERATIONS ADVISOR

Former Columbus Blue Jackets forward Fredrik Modin joined the organization as a hockey operations advisor prior to the 2015-16 season.

Modin notched 232-230-462 and 453 penalty minutes in 898 career NHL games with the Blue Jackets, Toronto Maple Leafs, Tampa Bay Lightning, Los Angeles Kings, Atlanta Thrashers and Calgary Flames. He appeared in 176 games with Columbus between 2006-10 and tallied 39-46-85 and 110 penalty minutes

while also serving as an alternate captain from 2008-10. He spent six seasons with the Lightning, collecting 145-141-286 and 224 penalty minutes in 445 games with the club from 1999-2006, helping the club capture the franchise's first Stanley Cup in 2004.

Toronto's third pick, 64th overall, in the 1994 Draft, Modin played in two seasons with Brynass IF Gavle in the Swedish Hockey League before beginning his NHL career with the Maple Leafs in 1996-97. He also represented Sweden at various world tournaments, becoming a member of the Triple Gold Club after capturing gold at the 1998 IIHF World Championships and 2006 Olympic Games to go with the Stanley Cup in 2004. Modin also participated at the 2010 Olympics and 1996, 2000 and 2001 IIHF World Championships.

He and his wife, Linda are the parents of son, Jesper, and daughter, Ida. The family resides in Dublin, Ohio.



JOHN TORTORELLA

HEAD COACH

John Tortorella was named head coach of the Columbus Blue Jackets on October 21, 2015. Prior to joining the Blue Jackets, he has compiled a 446-375-115 record (.538 winning percentage) in 936 games during his NHL coaching career with the Tampa Bay Lightning, New York Rangers and Vancouver Canucks. His teams have qualified for the Stanley Cup Playoffs eight times and he led the Lightning to the 2004 Stanley Cup championship and the Rangers to the 2012 Eastern Conference Final.

The Boston native ranks first among U.S.-born coaches in all-time NHL wins and was recently named the head coach of Team USA for the 2016 World Cup of Hockey. In March 2013, he became the 30th coach in NHL history to record 400 wins and the following January became the 27th coach in league history to reach 900 games.

Tortorella, 57, began his NHL coaching career with Tampa Bay and compiled a 239-222-74 record in 535 games during six-plus seasons with the club from 2001-08. He led the Lightning to the Southeast Division title in 2002-03 and 2003-04. In the latter campaign, he won the Jack Adams Award as the NHL's Coach of the Year as the club went 46-22-14 (106 points) and won the Stanley Cup.

He joined the Rangers in February 2009 and posted a 171-118-30 record in 319 games with the club, including a four-game stint as interim coach during the 1999-00 season. He led New York to the playoffs on four occasions and ranks fourth on the club's all-time wins list and is fifth in games coached. In 2011-12, he guided the Rangers to the third-best regular season in franchise history with a 51-24-7 mark (109 points) and a spot in the Eastern Conference Final. He joined the Canucks prior to the 2013-14 campaign and guided the club to a 36-35-11 mark.

Internationally, Tortorella was an assistant coach with Team USA at the 2010 Olympic Games and helped the club capture a silver medal. He also served as the squad's head coach at the 2008 World Championships and was an assistant coach for Team USA at the 2005 World Championships.

He began his coaching career in 1986-87 with the Virginia Lancers of the Atlantic Coast Hockey League, leading the club to a championship and winning Coach of the Year honors in back-to-back seasons in 1986-87 and 1987-88. He returned to coaching with the American Hockey League's Rochester Americans from 1995-97 and won the 1996 Calder Cup championship in his first season. He went on to serve as an assistant coach with the Buffalo Sabres, Phoenix Coyotes and Rangers.

As a player, Tortorella was a member of the Salem State College team before transferring to the University of Maine, where he spent three seasons. During the 1981-82 season, Tortorella played for Kristianstads IK in Sweden before returning to play in the ACHL with the Hampton Roads Gulls, Erie Golden Blades and Virginia Lancers.

He and his wife, Chris, are the parents of daughter, Brittany, and son, Dominick. Actively involved in the community, Tortorella and his family focus their resources on amateur hockey, education and medical research through The John and Christine Tortorella Family Foundation. Animal rescue and fundraising for local shelters is a passion for the Tortorella family.

CAREER RECORD

REGULAR SEASON

PLAYOFFS

YEAR	TEAM	LEAGUE	GP	W	L	OT	PTS.	PCT.	RESULTS
1986-87	Virginia	ACHL	58	36	19	3	75	.647	Won ACHL Championship
1987-88	Virginia	AAHL	43	37	5	1	75	.872	Lost in League Final
1995-96	Rochester	AHL	80	37	34	9	83	.519	Won Calder Cup
1996-97	Rochester	AHL	80	40	30	10	90	.563	Lost in Second Round
1999-00	NY Rangers	NHL	4		0	3	1	1	.125 Did not qualify
2000-01	Tampa Bay	NHL	43	12	27	4	28	.326	Did not qualify
2001-02	Tampa Bay	NHL	82	27	40	15	69	.421	Did not qualify
2002-03	Tampa Bay	NHL	82	36	25	21	93	.567	Lost in East Conf. Semifinals
2003-04	Tampa Bay	NHL	82	46	22	14	106	.646	Won Stanley Cup
2005-06	Tampa Bay	NHL	82	43	33	6	92	.561	Lost in East Conf. Quarterfinals
2006-07	Tampa Bay	NHL	82	44	33	5	93	.567	Lost in East Conf. Quarterfinals
2007-08	Tampa Bay	NHL	82	31	42	9	71	.433	Did not qualify
2008-09	NY Rangers	NHL	21	12	7	2	26	.619	Lost in East Conf. Quarterfinals
2009-10	NY Rangers	NHL	82	38	33	11	87	.530	Did not qualify
2010-11	NY Rangers	NHL	82	44	33	5	93	.567	Lost in East Conf. Quarterfinals
2011-12	NY Rangers	NHL	82	51	24	7	109	.665	Lost in East Conf. Finals
2012-13	NY Rangers	NHL	48	26	18	4	56	.583	Lost in East Conf. Semifinals
2013-14	Vancouver	NHL	82	36	35	11	83	.506	Did not qualify
NHL Totals			936	446	375	115	1,007	.538	
AHL Totals			160	77	64	19	173	.541	



CRAIG HARTSBURG

ASSOCIATE COACH

Craig Hartsburg was named associate coach of the Columbus Blue Jackets on June 20, 2012, joining the club after spending the 2011-12 campaign as associate coach with the Calgary Flames. He brings over two decades of coaching experience to Columbus, including stints as the head coach of the Chicago Blackhawks from 1995-98, Anaheim Ducks from 1998-2001 and Ottawa Senators in 2008-09. He led his clubs to the Stanley Cup Playoffs in three of his five full seasons as a head coach and also served as an assistant coach with the Minnesota North Stars (1989-90) and Philadelphia Flyers (1990-94, 2002-04).

Prior to joining the Flames, Hartsburg spent two seasons as the head coach of the Western Hockey League's Everett Silvertips, leading the club to a 75-54-16 record and a pair of playoff appearances from 2009-11, and was named 2010 WHL Western Conference Coach of the Year. He posted a 181-117-42 record with the Ontario Hockey League's Sault Ste. Marie Greyhounds from 2001-02 (OHL Coach of the Year) and 2004-08, leading the club to a pair of West Division titles. In 1994-95, he guided the OHL's Guelph Storm to a 47-14-5 mark and the Central Division championship, earning Canadian Hockey League Coach of the Year honors.

Hartsburg has been a part of Team Canada coaching staffs that won three-straight gold medals at the World Junior Championships. As head coach, he led Team Canada to consecutive gold medals at the 2007 and 2008 WJC tournaments and was an assistant coach to Brent Sutter when the squad won gold at the 2006 tournament.

A defenseman, Hartsburg was the first pick, sixth overall, of the Minnesota North Stars in the 1979 NHL Draft and went on to play 10 seasons with the club, registering 98-315-413 with 818 penalty minutes in 570 games from 1979-89. He helped the North Stars advance to the 1981 Stanley Cup Final and appeared in the 1980, 1982 and 1983 All-Star Games. His best season was 1981-82, when he set career highs for goals, assists and points, 17-60-77, in 76 games.

Hartsburg played junior hockey with the Sault Ste. Marie Greyhounds from 1975-78 and made his professional debut with the World Hockey Association's Birmingham Bulls in 1978-89. He also represented Canada at the 1978 World Junior Championships and the 1981 and 1987 Canada Cup Tournaments, and was named the top defenseman at the 1987 World Championships.

Hartsburg was born on June 29, 1959 in Stratford, Ontario. He and his wife, Peggy, are the parents of son, Chris and daughter, Katie, and grandparents to Colin and Blake.



BRAD LARSEN

ASSISTANT COACH

Former Springfield Falcons Head Coach Brad Larsen joined the Columbus Blue Jackets as an assistant coach on Head Coach Todd Richards' staff on June 16, 2014.

Originally hired by the Falcons as an assistant coach prior to the 2010-11 season, Larsen was promoted to head coach on May 21, 2012 and guided the club to a 92-45-15 record and a pair of Northeast Division titles in two seasons behind the bench. In his first year, he guided Springfield to a 45-22-9 record (99 pts.), which represented a 21-point improvement over the previous season. The Falcons posted the first 100-point campaign in franchise history in 2013-14, finishing with the AHL's

third-best record at 47-23-6 (100 pts.).

Larsen enjoyed a 13-year playing career that saw him register 19 goals and 29 assists for 48 points and 134 penalty minutes in 294 NHL games with the Colorado Avalanche and Atlanta Thrashers. He also appeared in 384 career AHL contests before retiring at the end of the 2009-10 season.

Larsen was born on June 28, 1977 in Nakusp, British Columbia. He and his wife, Hannah, are the parents of a son, Ty, and daughter, Faith. The family resides in New Albany.



KENNY MCCUDDEN

ASSISTANT COACH

Kenny McCudden joined the Columbus Blue Jackets coaching staff in June 2015 after spending 16 seasons as the skating and skills coach of the American Hockey League's Chicago Wolves.

McCudden originally joined the Wolves in 1994, spent three seasons with the club from 1994-97 and then returned prior to the 2002-03 season. He was a part of teams that qualified for the former International Hockey League Turner Cup Playoffs three times and the American Hockey League Calder Cup Playoffs on eight occasions. He helped the Wolves advance to the 2005 Calder Cup Final and capture the Calder Cup championship in 2008.

McCudden has worked with numerous NHL players and instructed at prospect camps for the Colorado Avalanche, St. Louis Blues and Atlanta Thrashers, as well as the Ontario Hockey League's Sudbury Wolves and the Ontario Hockey Association. He was the skating and skills coach for the United States Women's National Team from 2011-14. His stint with Team USA included serving as a scout for the silver medal-winning squad at the 2014 Winter Olympics in Sochi, Russia.

The Chicago native was born on August 6, 1961. He has worked with thousands of youth and amateur players in the Chicago-area as operator and owner of Ice Company Hockey Schools since 1990. He began his career with the Chicago Blackhawks in 1979 as a 17-year-old stick boy and was the team's assistant equipment manager when he left the organization in 1985.

McCudden and his wife, Cathy, reside in Columbus.



IAN CLARK

GOALTENDING COACH

Ian Clark joined the Columbus Blue Jackets as goaltending coach on June 6, 2011. He came to the organization after serving as the goaltending coach and consultant for the Vancouver Canucks from 2002-10.

In addition to his eight years with the Canucks organization, Clark was also a member of Team Canada's coaching staff at the World Junior Championships from 2003-06, winning silver medals in 2003 and 2004 and capturing gold in 2005 and 2006. He also served as the goaltending consultant for the Florida Panthers (2001-02) and Sweden's MoDo Hockey.

Recognized as a leading educator of the goaltending position, Clark's knowledge and innovative approach have attracted high-performance goaltenders at the NHL, international, minor pro, major junior and NCAA levels. In addition to the Blue Jackets goaltenders, the list of goaltenders he has worked with includes Roberto Luongo, Cam Ward, Marc-Andre Fleury, Cory Schneider, Johan Hedberg and Mathieu Garon, amongst others. He was the founder of the Goaltender Development Institute and served as technical author of *From the Crease – The Self Development Guide to Hockey Goaltending* from 1998-2003 and *The Goalie News* from 2003-08.

Clark was born on May 12, 1966 in Vancouver, British Columbia. His family includes wife, Debbie, and their sons, Morgan, Christopher, Samuel, Collins, Jason and Blake.



KEVIN COLLINS

STRENGTH & CONDITIONING COACH

Kevin Collins was named strength and conditioning coach for the Columbus Blue Jackets on June 29, 2010.

Collins joined the Blue Jackets after spending the previous five seasons with the Buffalo Sabres organization as strength and conditioning/video coach. He spent two seasons with the Portland Pirates (2008-10) and the previous three with the Rochester Americans (2005-08), the Sabres' American Hockey League affiliates. He started his career as an intern for Sabres Strength and Conditioning Coach Doug McKenney in 2004-05.

A Detroit, Michigan native, Collins played four years of collegiate hockey at SUNY Brockport, where he graduated with degrees in Exercise Physiology and Business Management. He is certified through National Strength and Conditioning Association (NSCA) as a certified strength and conditioning specialist.

Collins was born April 11, 1982. He and his wife, Amanda, are the parents of daughters, Audrey and Karli, and reside in Blacklick.



DAN SINGLETON

VIDEO ASSISTANT COACH

Dan Singleton joined the Blue Jackets in September 2000 as video coordinator. He was named video assistant coach in June 2011. He came to Columbus after spending the previous six years as the video coordinator for the Michigan State University hockey team. He also recently served as a video coach for Team USA's Men's Ice Hockey Team that earned a bronze medal at the 2015 IIHF World Championships in Prague, Czech Republic.

Born in Boulder, Colorado, he grew up in Ottawa, Ontario and attended McGill University in Montreal, earning a bachelor's degree in physical education in 1994. He then went to Michigan State, where he earned a master's degree in

sports psychology in 1998.

Singleton and his wife, Karin, are parents of sons, Braeden and Ewan, and daughter, Claire. The family resides in Gahanna.



CHRIS CLARK

DEVELOPMENT COACH

Former Columbus Blue Jackets forward Chris Clark joined the organization's hockey operations department on June 5, 2012, when he was named development coach for the club.

In his role, Clark primarily works with young players throughout the organization, assisting with the development of prospects playing in the professional minor leagues, various major junior leagues and college hockey.

Clark registered 103-111-214 and 700 penalty minutes in 607 career NHL games with the Blue Jackets, Washington Capitals and Calgary Flames. The South Windsor, Connecticut native appeared in 89 games with Columbus between 2009-11 and notched 8-12-20 and 59 penalty minutes while serving as an alternate captain. He spent four-plus seasons with the Capitals, tallying 60-63-123 and 278 penalty minutes in 240 games with the club and serving as captain from 2006-09.

Calgary's third pick, 77th overall, in the 1994 Draft, Clark earned All-ECAC honors during four seasons at Clarkson University from 1994-98. He spent six seasons in the Flames organization from 1998-04, including 2003-04 when he collected 10-15-25 and 106 penalty minutes in 82 games and added 3-3-6 and 30 penalty minutes in 26 playoff games to help the Flames reach the Stanley Cup Final.

COACHING & SCOUTING STAFF



JARKKU RUUTU EUROPEAN DEVELOPMENT COACH

Jarkko Ruutu joined the Columbus Blue Jackets in 2015 as the club's first European development coach. In his role, Ruutu primarily works with young players throughout the organization, assisting in the development of prospects playing in professional leagues and various major junior leagues across Europe.

Ruutu tallied 58-84-142 and 1,078 penalty minutes in 652 career NHL games with the Vancouver Canucks, Pittsburgh Penguins, Ottawa Senators and Anaheim Ducks over a 10-year career. A native of Vantaa, Finland, he registered career highs in goals, assists (tied), points, games played (tied) and penalty minutes with 12-14-26 and 144 penalty minutes in 82 games with Ottawa in 2009-10.

Vancouver's third pick, 68th overall, in the 1998 NHL Draft, Ruutu also posted 77-91-168 and 1,072 penalty minutes in 318 career games in Finland's Liiga with HIFK and Jokerit before finishing his playing career with EHC Biel-Bienne in the Swiss league in 2014-15. He represented Finland at the 2002, 2006 and 2010 Olympics as well as the 1998, 2001, 2005, 2006, 2007 and 2009 IIHF World Championships and 2004 World Cup.

He and his wife, Sofia, are the parents of a daughter, Greta. The family resides in Helsinki, Finland.



VILLE SIREN HEAD AMATEUR SCOUT

Ville Siren joined the Columbus Blue Jackets as head amateur scout on July 8, 2013 after spending nine years as a member of the St. Louis Blues scouting staff. During that time, he was instrumental in the club's selection of current NHL players such as Vladimir Tarasenko (1st Rd., 2010), Lars Eller (1st Rd., 2007), Patrik Berglund (1st Rd., 2006), Nikita Nikitin (5th Rd., 2004) and Roman Polak (6th Rd., 2004).

Prior to joining the Blues, he spent the 2002-03 season working with Tampere of the Finnish Elite League and scouted for the Washington Capitals from 1999-2002. A defenseman, Siren was selected by the Hartford Whalers in the second round, 23rd overall, of the 1983 NHL Draft and made his NHL debut with the Pittsburgh Penguins during the 1985-86 season. He went on to register 14 goals and 68 assists for 82 points with 276 penalty minutes in 290 career NHL games with the Penguins and Minnesota North Stars from 1985-90.

He also played nine seasons in Finland, Sweden and Switzerland before retiring in 1999, and represented Finland in numerous international competitions including the 1984 and 1992 Olympic Games, 1987 and 1991 Canada Cup tournaments, 1983 and 1984 World Junior Championships and 1985, 1991 and 1993 World Championships. Siren was born on Feb. 11, 1964 in Tampere, Finland. He is the father of a son, Viktor.



SCOTT HARRIS SCOUTING COORDINATOR

Scott Harris was named scouting coordinator for the Columbus Blue Jackets in July 2014. In his current role, he works with hockey operations management and the scouting staff on scouting-related activities including: overseeing the department's scouting tools, scouting staff schedules, player information gathering and the scouting of amateur players in North America and Europe.

Harris graduated from Memorial University of Newfoundland with a bachelor's degree in sport recreation and a minor in business. He originally joined the Blue Jackets in May 2007 as a hockey operations intern, was hired as an assistant video scout in November 2008 and a year later became the organization's first amateur video scout. During his tenure with the Blue Jackets, he has been instrumental in the development and growth of the club's amateur video scouting efforts.

Harris was born on August 18, 1986 in Charlottetown, Prince Edward Island. He currently lives in Columbus with his wife, Allison, and daughter, Madelyn and son, Li.



MIKE ANTONOVICH

AMATEUR SCOUT

Mike Antonovich joined the Columbus Blue Jackets as an amateur scout in 2014. Prior to joining Columbus, he served as an amateur scout with the St. Louis Blues from 1997-2014 and served as an assistant coach in the International Hockey League, coaching the Minnesota Moose in 1995-96 and Phoenix Roadrunners in 1996-97.

He played 14 seasons as a professional between 1972-96 and recorded 10 goals and 15 assists for 25 points with 37 penalty minutes in 87 career NHL games with the Minnesota North Stars, Hartford Whalers and New Jersey Devils from 1975 to 1984.

Selected by the Minnesota North Stars with their eighth selection, 113th overall, at the 1971 NHL Draft, he spent most of his career in the WHA, tallying 182-188-370 and 195 penalty minutes in 486 career games with the Minnesota Fighting Saints, Edmonton Oilers and New England Whalers from 1972-79 after playing at the University of Minnesota for three seasons.

He is a native of Calumet, Minnesota.



JOSEF BOUMEDIENNE

AMATEUR SCOUT

Josef Boumedienne joined the Columbus Blue Jackets as its European scout on July 8, 2013 after retiring following a 17-year playing career in North America and Europe that concluded with HC Slovan Bratislava in the Kontinental Hockey League.

After being selected by New Jersey in the fourth round, 91st overall, in the 1996 NHL Draft, he played in the NHL and American Hockey League from 2000-04 and 2007-09, collecting 4-12-16 and 36 penalty minutes in 47 career NHL games with New Jersey, Tampa Bay and Washington and 33-143-176 and 443 penalty minutes in 295 career AHL games. He also played in Sweden, Finland, Switzerland and Russia during his career and represented Sweden at the 1997 and 1998 World Junior Championships.

Boumedienne was born on Jan. 12, 1978 in Stockholm, Sweden. He and his wife, Petra, are the parents of three sons, Sami, Sascha and Wilson.



MARSHALL DAVIDSON

PRO SCOUT

Marshall Davidson was hired by the Blue Jackets as an amateur scout on July 16, 2013. He had spent the previous five seasons serving in a similar capacity within the St. Louis Blues organization.

A native of Calgary, Alberta, Davidson has extensive coaching experience, having been involved with various Bantam and Midget AAA programs in western Canada for over 25 years. He served behind the bench alongside current president and CEO of Hockey Canada, Tom Renney, with the Columbia Valley Rockies of the Kootenay International Jr. Hockey League for several years, helping to guide the team to back-to-back Keystone Cup championships in the late-1980s. Marshall and his wife, Barb, have two children, Heather and Robbie.



PETER DINEEN

PRO SCOUT

Peter Dineen has served as a pro scout for the Columbus Blue Jackets since 1999. Prior to joining the organization, he served as a pro scout for the Boston Bruins from 1997-99. He spent the previous three seasons as the director of player personnel for the Houston Aeros of the International Hockey League.

The Ottawa, Ontario native served a one-year stint as the head pro scout for the Florida Panthers in 1993-94 and also served in scouting roles with the Philadelphia Flyers and Minnesota North Stars.

A former eighth round pick by the Flyers in the 1980 Draft, Dineen spent much of his 11-year career in the AHL and also logged games in the NHL with the Los Angeles Kings and Detroit Red Wings.

Dineen comes from a very respected hockey family. His father, Bill, is a longtime scout who served as head coach of the Flyers and World Hockey Association Houston Aeros and won a pair of Stanley Cup championships as a player with the Detroit Red Wings (1954, 1955). His brothers, Kevin, Gord, Shawn and Jerry all played professionally and remain active in the game. He and his wife, Brandy, are the parents of a daughter, Bailee, and reside in Lake George, New York.



GREG DRESCHER

AMATEUR SCOUT

Greg Dreschel joined the Columbus Blue Jackets as an amateur scout in August 2011 after spending the previous eight years at Clarkson University, most recently serving as associate head coach. During that time he helped the Golden Knights win one ECAC regular season title, a league tournament championship and a pair of berths in the NCAA tournament.

Prior to his arrival at Clarkson, he was a member of the Los Angeles Kings scouting staff from 1996-03, including serving as the assistant director of amateur scouting from 2000-03. He began his coaching career as an assistant at Clarkson from 1989-93 before stints at Miami (Ohio) University in 1993-94 and at the University of Denver from 1994-96.

Dreschel is a 1988 graduate of Colgate University, where he earned a bachelor's degree in psychology and registered 52-78-130 and 216 penalty minutes in 128 career games. He and his wife, Sandy, are the parents of daughters, Madeline and Hannah. The family resides in Potsdam, New York.



NIKLAS EVERTSSON

AMATEUR SCOUT

Niklas Evertsson joined the Columbus Blue Jackets in 2012 and serves as an amateur scout, primarily evaluating players at all levels in his native Sweden. He enjoyed a 12-year playing career primarily in Sweden between 1994-06. He spent the 2003-04 season playing in France. Evertsson was born on Mar. 22, 1976 in Varberg, Sweden. He and his wife, Lena, are the parents of a daughter, Linn. The family resides in Angelholm, Sweden.



BLAKE GEOFFRION

PRO SCOUT

Blake Geoffrion returns to the Blue Jackets for a second stint as a professional scout in 2015 after serving in the same capacity during the 2013-14 season. He registered eight goals and five assists for 13 points with 34 penalty minutes in 55 career NHL games with the Nashville Predators and Montreal Canadiens from 2010-12. He also appeared in 84 AHL games with Milwaukee and Hamilton, notching 21-43-64 and 59 penalty minutes.

Nashville's first pick, 56th overall, in the 2006 NHL Draft, Geoffrion collected 55-59-114 and 147 career NCAA games in four seasons at the University of Wisconsin from 2006-10. The Brentwood, Tennessee native won the Hobey Baker Award as the top collegiate player in the nation in 2009-10 after recording 28-22-50 in 40 games for the Badgers in 2009-10. He also helped Team USA capture bronze at the 2007 IIHF World Junior Championships and gold at the 2006 IIHF World U18 Championships. He and his wife, Katelyn, reside in Chicago.



BOB HALKIDIS

PRO SCOUT

Bob Halkidis joined the Columbus Blue Jackets as a professional scout in July 2013. He played 16 seasons as a professional between 1985-01 and registered eight goals and 32 assists for 40 points with 825 penalty minutes in 256 career NHL games with Buffalo, Los Angeles, Toronto, Detroit, Tampa Bay and the New York Islanders from 1985 to 1996.

A defenseman and forward, Halkidis was selected by the Buffalo Sabres in the fourth round, 81st overall, at the 1984 NHL Draft and made his NHL debut with the Sabres during the 1985 Stanley Cup Playoffs. He was part of three championship teams in three different leagues during his career, winning the 1987 Calder Cup (AHL) with Rochester, 1996 Turner Cup (IHL) with Utah and a title in

Finland in 1998 with HIFK Helsinki. A native of Toronto, Ontario, Halkidis resides in Charlotte, North Carolina with his wife, Stacy, sons, Beau and Brennan, and daughter, Haley.



JOHN HILL

AMATEUR SCOUT

John Hill has been a member of the Blue Jackets' scouting department since the 2011-12 season. Prior to joining the Jackets, he spent six years as an assistant coach at the University of Minnesota. From 2001-05, Hill was the head coach at the University of Alaska Anchorage. Hill posted a 39-89-21 record in four years as head coach of his alma mater and was a finalist for the Spencer Penrose Award as the nation's top coach at the conclusion of his first season in 2001-02.

Hill spent the 1999-2000 and 2000-01 campaigns as assistant coach at Minnesota after having spent the previous four seasons as an assistant on Colorado College's coaching staff. Prior to his time at Colorado College, he was an assistant coach and recruiting coordinator at Alaska Anchorage from 1991-95. A native of Hampton, Virginia, Hill began coaching full-time with the Dubuque Fighting Saints of the United States Hockey League from 1989-91. In his second season, he guided Dubuque to 22 wins and a berth in the National Junior 'A' Tournament.

A 1988 graduate of UAA, Hill holds a bachelor of science degree in physical education. On the ice, he led the Seawolves to a 23-6-1 record in 1983-84 and collected 60-61-121 during his four-year career. He played one season of professional hockey with the Virginia Lancers and Carolina Thunderbirds of the Atlantic Coast Hockey League and earned second team ACHL all-star honors after recording 48-48-96 in 58 games in 1985-86.



SAM MCMASTER

PRO SCOUT

Sam McMaster was named a pro scout for the Columbus Blue Jackets in August 2011. He has been a member of the Blue Jackets organization since 1999, serving as an amateur scout prior to his promotion.

A highly respected judge of talent with over 20 years of NHL experience working in hockey operations for several teams, McMaster served as the general manager of the Los Angeles Kings from 1994-97. He also spent many successful years as an administrator in junior hockey.

While working in the Ontario Hockey League, he served as the general manager of the Sudbury Wolves and the Sault Ste. Marie Greyhounds, helping his teams to 10 playoff berths in 11 seasons, three regular season championships and one playoff championship. A native of Vancouver, British Columbia, he and his wife, Colleen, reside in Phoenix, Arizona.



CHRIS MOREHOUSE

PRO SCOUT

Chris Morehouse joined the Columbus Blue Jackets scouting department as an amateur scout in 2013. He joined the Blue Jackets after graduating from St. Thomas University in Fredericton, New Brunswick. As a player, Morehouse spent three seasons with the Moncton Wildcats of the Quebec Major Junior Hockey League from 2005-08. He played professionally for two seasons in the ECHL and Central Hockey League from 2009-11 before playing two seasons and earning his degree at St Thomas. Morehouse is a native of Saint John, New Brunswick. He currently lives in Airdrie, Alberta with his wife, Ashley, and their two dogs.



MILAN TICHY

AMATEUR SCOUT

Milan Tichy has been a member of the Blue Jackets scouting staff since 1999, serving as a part-time European scout from 1999-2008 before being promoted to full-time amateur scout in 2008. He scouts players in the Czech Republic, Slovakia, Finland, Russia, Sweden and Germany. Prior to joining the Blue Jackets, he served as a part-time amateur European scout for the Nashville Predators.

Tichy was the Chicago Blackhawks' eighth pick, 153rd overall, in the 1989 Entry Draft. He made his NHL debut in 1992-93 with the Blackhawks. He registered five assists and 40 penalty minutes in 23 career games with the Blackhawks and New York Islanders spanning 1992-1996. A back injury in 1996 forced him to retire from hockey.

Prior to making his NHL debut, Tichy spent four seasons in the International Hockey League from 1991-96, totaling 32-103-135 and 206 penalty minutes in 190 career games with the Indianapolis Ice and Denver Grizzlies. He registered a career high 18-36-54 and 90 penalty minutes in 71 games during the 1994-95 season, including 4-9-13 and 12 penalty minutes in 17 playoff games to help the Grizzlies win the Turner Cup. He spent the 1993-94 season with the Moncton Hawks of the American Hockey League, collecting 1-20-21 and 103 penalty minutes in 48 games, while adding 3-3-6 in 20 playoff games to help the Hawks reach the Calder Cup Final.

Tichy spent the 1987-1991 seasons playing in the Czech Elite League for Plzen and Trenchin. He also represented the National Team in 1990-91. In 1989, he helped Team Czechoslovakia win the bronze medal at the World Junior Championships. He was also named to the tournament's All-Star Team.

Tichy, and his wife, Michaela, are the parents of sons, Jeremy and Nicholas.



TOM BARK
Hockey Operations Analyst



SIMON BARRETTE
Amateur Scout



MIKE BATTAGLIA
Pro Video Scout



DEREK GINNELL
Amateur Scout



LEE HARRIS
Skating Consultant



RICK KNICKLE
Amateur Scout



STEPHANE LEBLANC
Amateur Scout



DOUG MACDONALD
Amateur Scout



ROB RILEY
Amateur Scout



JOSEPH RUANE, D.O. MEDICAL DIRECTOR

Dr. Joseph Ruane is the medical director for the Columbus Blue Jackets and has been a member of the club's medical team since the inaugural 2000-01 season. He is the founder and medical director of the McConnell Spine, Sport and Joint Center and is a Clinical Assistant Professor of Sports Medicine at The Ohio State University College of Osteopathic Medicine. He is also the co-founder of the OhioHealth Sports Medicine Institute.

With his passion for athletics, Dr. Ruane's special interests include regenerative tissue therapies, soft-tissue pain syndromes, challenges of the aging population and patient education. He has earned several awards for excellence in teaching and clinical service, and is published in peer-reviewed journals and texts. He also travels nationally, educating his peers in musculoskeletal medicine.

Dr. Ruane graduated from the Philadelphia College of Osteopathic Medicine and served his residency at Doctors Hospital in Columbus, where he was chief resident in Family Medicine. He completed a Fellowship in Sports Medicine with Horizon Orthopedic, the team physicians for MLB's Cleveland Indians.

To learn more about Dr. Ruane and his practice, visit www.spinesportandjointcenter.com.



LARRY WATSON, M.D. TEAM PHYSICIAN

Dr. Larry Watson is a board certified orthopedic surgeon with a specialty in Sports Medicine, and was recently voted best orthopedic surgeon and top sports orthopedist in central Ohio by his peers. His special interests include the treatment of knee and shoulder problems associated with sports injuries and overuse.

A former college basketball player, Dr. Watson has spent much of his career dedicated to providing treatment and care to a variety of athletes of all skill levels. Dr. Watson has served as a team physician for many professional, college, high school and club athletic organizations including the Columbus Crew, Universal Gymnastics and Bishop Watterson High School.

Dr. Watson earned his medical degree at Marshall University School of Medicine in Huntington, West Virginia. He completed his residency in Orthopedic Surgery at The Ohio State University, and Fellowship in Sports Medicine at the University of Western Ontario University Hospital, London, Ontario. Dr. Watson is a proud member of the OhioHealth Sports Medicine Institute.

To learn more about Dr. Watson and his practice, visit www.ohio-ortho.com.



JASON DAPORE, D.O. TEAM PHYSICIAN

Dr. Jason Dapore is a fellowship-trained sports medicine physician with special interests in musculoskeletal ultrasound, platelet rich plasma injection therapy, osteopathic manipulative therapies and sports performance. With his passion for sports and an active lifestyle, Dr. Dapore has dedicated his career to restoring patients—at all levels of activity—back to their fullest.

Dr. Dapore received his medical degree from the Ohio University College of Osteopathic Medicine. He served as Chief Resident for Doctors Hospital Family Medicine program and completed his Primary Care Sports Medicine Fellowship at The

Ohio State University.

Dr. Dapore was recently named to *Columbus Business First* Forty Under 40 Class of 2013. His practice is dedicated to comprehensive non-operative musculoskeletal care from acute injuries to chronic musculoskeletal pain. Dr. Dapore is a proud member of the OhioHealth Sports Medicine Institute.

To learn more about Dr. Dapore and his practice, visit www.spinesportandjointcenter.com or follow him on Twitter @jdpapere.



MARK TRIFFON, M.D. TEAM PHYSICIAN

Dr. Mark Triffon specializes in fractures, pediatrics, sports medicine and shoulder, elbow and knee disorders. Along with providing care to the Columbus Blue Jackets, Dr. Triffon serves as head team physician for Rahal Letterman Racing and assists with care of the Columbus Crew SC and numerous local high schools.

Dr. Triffon earned his Doctorate Degree in Medicine from The Ohio State University, College of Medicine and Public Health. He completed a residency in orthopedic surgery at the University of Southern California, Los Angeles, and a Fellowship in Sports Medicine at the Minneapolis Sports Medicine Center, Minneapolis, Minnesota.

Prior to his tenure as an assistant professor of orthopedic surgery at The Ohio State University, he was a clinical instructor of orthopedics and rehabilitation at Vanderbilt University. Dr. Triffon is a proud member of the OhioHealth Sports Medicine Institute.

To learn more about Dr. Triffon and his practice, visit www.ortho-ohio.com.



GREGORY A. REKOS, D.D.S., M.S. TEAM PHYSICIAN

Dr. Gregory Rekos graduated with honors from West Virginia University School of Dentistry. He completed his specialty training in Oral and Maxillofacial Surgery at The Ohio State University, where he also earned his master's degree. He is board certified by the American Board of Oral and Maxillofacial Surgeons.

Dr. Rekos practices the full scope of oral surgery with a special interest in managing facial trauma, orthognathic surgery, as well as the removal of wisdom teeth and placement of dental implants.

As a former athlete, Dr. Rekos appreciates the injury potential in any sporting activity and has treated athletes of all ages and skill levels. His private practice is located in Dublin, Ohio. He maintains hospital privileges at both Dublin Methodist Hospital and Grant Medical Center.

To learn more about Dr. Rekos and his practice, visit www.omfso.com.



RICHARD SCHEETZ, D.D.S., M.S. TEAM PHYSICIAN

Dr Richard Scheetz, a native of Boardman Ohio, is a board certified Oral and Maxillofacial Surgeon and has been a team physician during 12 of the club's 14 seasons. He has been voted the best Oral and Maxillofacial Surgeon by his peers in central Ohio in the most recent poll for dentists. He has given lectures to physicians and dentists locally, regionally, nationally and internationally on topics relative to Oral and Maxillofacial (jaw and face) surgery.

Dr. Scheetz was a varsity wrestler at The University of Notre Dame and received his dental and Oral and Maxillofacial surgery training at The Ohio State University, where he also earned a Master's Degree in Anatomy. Part of his training included serving as an honorary registrar in London, England at Westminster Hospital. He was a member of the Maxillofacial Trauma Team at Grant Medical Center for 15 years and has also treated athletes from professional basketball, football, lacrosse, and soccer. His practice primarily focuses on oral and facial reconstruction (orthognathic surgery), dental implants and wisdom teeth removal and he maintains hospital privileges at OhioHealth hospitals Grant Medical Center and Dublin Methodist Hospital. To learn more about Dr Scheetz and his practice, visit www.omfso.com.

MEDICAL SUPPORT STAFF DENTISTRY:

Bruce Baloy, D.D.S
Dante Colisimo, D.D.S

NEUROPSYCHOLOGIST:

Robert Bornstein, PhD

OPHTHALMOLOGY:

Ken Cahill, M.D.
Greg Denaeyer, O.D.
Alice Epitropoulos, M.D.
Karl Pappa, M.D.

John Stechschulte, M.D.

TEAM PHYSICAL THERAPIST:

Ryan Goodman, MPT, OhioHealth



MIKE VOGT HEAD ATHLETIC TRAINER

Mike Vogt joined the Columbus Blue Jackets as the head athletic trainer during the summer of 2008 after spending seven seasons with the Minnesota Wild as the club's assistant athletic trainer. He recently served as an athletic trainer for Team USA's Men's Ice Hockey Team that earned a bronze medal at the 2015 IIHF World Championships in Prague, Czech Republic.

During the lockout season of 2004-05, Vogt served as the head athletic trainer for the University of Minnesota's men's hockey team. Prior to joining the Wild, he served as the head athletic trainer/strength and conditioning coach for the WNBA's Minnesota Lynx and the head athletic trainer/strength and conditioning coach for the two-time ABL Champion Columbus

Quest. Vogt brings 21 years of amateur and professional sports medicine experience to the Blue Jackets.

A native of Canton, Ohio, Vogt earned his bachelor of science degree from The Ohio State University in 1994. He is also certified as a Certified Strength and Conditioning Specialist, earning that certificate in 1999. He is a member of the National Athletic Trainers' Association, Ohio's Athletic Trainers' Association, Professional Hockey Athletic Trainer's society, and the National Strength and Conditioning Association.

He and his wife, Monica, reside in Upper Arlington with their son, Cole, and daughter, Olivia.



CHRIS STRICKLAND ASSISTANT ATHLETIC TRAINER

Chris Strickland joined the Columbus Blue Jackets as assistant athletic trainer in 2008 after spending the previous four years with the Colorado Rockies Baseball Club, where he was named the 2007 Colorado Rockies Player Developmental Man of the Year. His experience also includes five years in the NBA with the Minnesota Timberwolves, Cleveland Cavaliers and Dallas Mavericks, as well as serving as the head athletic trainer with the Saint Paul Saints Baseball Club and in professional indoor lacrosse.

He is a graduate of the University of North Texas, where he received a degree in kinesiology and biology with an emphasis in sports medicine. He earned a master's of science degree in rehabilitative science from The California University of Pennsylvania in 2009.

A nationally certified athletic trainer, Strickland is a member of the Professional Hockey Athletic Training Society (PHATS), NATA and the Southwest Athletic Trainers' Association, and was active in the Professional Baseball Athletic Trainers' Society from 2004-08.

He and his wife, Zenia, are the parents of daughters, Azul, Genesis and Cielo, and son, Presley.

ATHLETIC TRAINING/EQUIPMENT STAFF



NATES GOTO **ASSISTANT ATHLETIC TRAINER**

Naoto "Nates" Goto joined the Columbus Blue Jackets as assistant athletic trainer in June 2012. Prior to joining the club, he spent seven seasons with the New York Islanders, including six as the assistant athletic trainer and one as the team's massage therapist.

He arrived in New York after serving as the head athletic trainer for the Niagara University men's ice hockey team from 1996-2005. During that time, he also worked with the Florida Panthers as an athletic trainer and was the head athletic trainer for the 2003 Men's NCAA Frozen Four Tournament held at HSBC Arena in Buffalo, New York. His experience also includes stints at Siena College, Rensselaer Polytechnic Institute, the Arena Football League's Albany Firebirds, as well as at the 1992 USA Cup Hockey Tournament and the summer Empire State Games from 1991-96.

A member of the National Athletic Trainers' Association, Goto received a bachelor's degree in physical education from Nippon Sports Science University in Tokyo, Japan and a master's degree in physical education while completing the N.A.T.A. Approved Graduate Athletic Training Curriculum at Western Michigan University. He resides in Columbus.



TIM LEROY **EQUIPMENT MANAGER**

Tim LeRoy joined the Columbus Blue Jackets as equipment manager prior to the inaugural 2000-01 season and has over 20 years of experience in professional hockey. He came to Columbus after spending six years with the Florida Panthers, most recently as the club's associate equipment manager.

The Kalamazoo, Michigan native began his career with the International Hockey League's Kalamazoo Wings as an assistant equipment manager from 1987-90. He then spent three years with the Kansas City Blades, San Jose's IHL affiliate, from 1990-93.

LeRoy has a son, Kolter, and resides in Columbus.



JAMIE HEALY **ASSISTANT EQUIPMENT MANAGER**

Jamie Healy has served as the assistant equipment manager for the Columbus Blue Jackets since prior to the inaugural 2000-01 season. He also recently served as an equipment manager for Team USA's Men's Ice Hockey Team that earned a bronze medal at the 2015 IIHF World Championships in Prague, Czech Republic.

Prior to coming to Columbus, Healy spent the 1999-00 season as equipment manager for the East Coast Hockey League champion Peoria Rivermen. The Kalamazoo, Michigan native has also served as the equipment manager for the Alexandria Warthogs (WPHL, 1998-99) and Kalamazoo Wings (IHL, 1993-95).

His family includes wife, Darlene, and sons, Garrett, and Brendan. The family resides in Columbus.




JASON STYPINSKI **EQUIPMENT ASSISTANT**

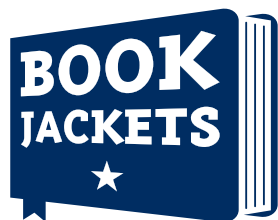
Jason Stypinski joined the Blue Jackets as an equipment assistant prior to the 2005-06 season. Prior to joining the club, he served as a facilities director for the Chiller Ice Rinks and also worked Blue Jackets games as a locker room attendant for visiting teams playing at Nationwide Arena.

Stypinski spent several years as an equipment manager in the ECHL, serving in that capacity for the Peoria Rivermen (2000-01), Jackson Bandits (1999-00), Columbus Chill (1996-99) and Jacksonville Lizard Kings (1995-96).

CLUB INFORMATION



BLUE JACKETS IN THE COMMUNITY



Powered by **AEP** AMERICAN
ELECTRIC
POWER



BOOK JACKETS READING INCENTIVE PROGRAM

The Book Jackets reading program is a literary incentive initiative established by the team in 2000 to encourage students in grades K-8 to spend more of their free time reading. Students are able to track their minutes read through various levels to receive prizes.



STUDENT ACHIEVERS

Students Achievers gives teachers the flexibility to focus on achievement areas that are most important to their classrooms. Using a ticket to a Blue Jackets home game as an incentive, students can earn their free ticket by reaching the goals set in their classroom. The Blue Jackets supply educators with achievement certificates and teachers determine how the prizes are rewarded, making it flexible, easy and fun.

SCHOOL ASSEMBLY

New for the 2015-16 season, Stinger's Power Play Challenge is a multi-media school assembly that introduces the importance of active play to third and fourth graders in central Ohio. Highlights of the assembly include Blue Jackets trivia, a Stinger dance party, and a hockey shootout. In addition, each participating school will receive a full set of street hockey equipment to help them complete Stinger's fitness challenge.



PARTNERS IN EDUCATION

Avondale Elementary, on the near west side of Columbus, is the Blue Jackets' official "Adopt-A-School" partner. This partnership includes beautification projects at the school by team staff and volunteers, Career Day presenters, guest speakers, and engaged Blue Jackets staffers that participate as pen pals with students. The students also visit Nationwide Arena for an annual party during which they meet their pen pals.

For more information about the Blue Jackets Community Education initiatives, visit BlueJackets.com/Education.

The Columbus Blue Jackets Foundation is dedicated to the health and wellness of children in Central Ohio. The Foundation dedicates time, resources and financial support to organizations making a difference in the areas of pediatric cancer, reading, fitness through play, and the growth and development of amateur hockey.

Since its inception in 2000, the Foundation has awarded over \$7 million to various charitable and youth hockey organizations throughout central Ohio.



FIGHT AGAINST PEDIATRIC CANCER

Through a variety of fundraisers, the team and Foundation have raised over \$2 million to help fund programs at Nationwide Children's Hospital and other local organizations supporting pediatric cancer patients and their families. The Foundation also works to ease the stress on pediatric cancer families by hosting them at games, providing opportunities to interact with players and funding summer camps.

FITNESS THROUGH PLAY

The team and Foundation are committed to encouraging the use of proper safety equipment and teaching kids to take care of their bodies, primarily through the distribution of sport helmets. Each year, the Foundation and Nationwide Children's Hospital team up to distribute Blue Jackets-branded bike helmets to area youth visiting the hospital as a result of head traumas or as a preventive measure. The Foundation also supports playground building in an effort to provide children with safe places to exercise and interact.

GROWTH & DEVELOPMENT OF AMATEUR HOCKEY

With the help of Blue Jackets players, the Foundation has helped support youth hockey teams through sponsorships and clinics. Each year, a portion of the Foundation's revenue is directed to support youth and amateur hockey programs. Since 1995, the number of registered youth hockey players in the Columbus area has increased from 150 to over 4,500. In addition, through partnerships with the YMCA of Central Ohio and the Boy Scouts of America, kids have the opportunity to learn street hockey through the Foundation's Skills & Drills program.

READING

In addition to keeping kids healthy through fitness, the Foundation is committed to their health and wellness through reading. In a partnership with PNC Bank and the YMCA of Central Ohio, Time Out to Read encourages kids to read for 30 minutes a day and provides books and book carts to three YMCA afterschool sites. Through a new partnership with the Columbus Metropolitan Library, the Foundation is providing support for four new Homework Help Centers in four new branches opening in the next year. The collaboration also encompasses a new monthly reading program that will be introduced later this year.



FAN DEVELOPMENT

The mission of the Columbus Blue Jackets Fan Development Department is to give back to the community through various programming and events that introduce and teach the fundamentals of hockey to people of all ages in a safe and professional environment.



JUNIOR JACKETS Presented by Tim Hortons

The Columbus Blue Jackets Junior Jackets program, presented by Tim Hortons, is dedicated to developing interest and participation in ice hockey throughout central Ohio. Our professional instructors from the OhioHealth Chiller Ice Rinks are committed to providing Ohio's premier initiation program in a fun, safe, and positive environment. It is the goal of the program to prepare the participants for play in a more structured youth hockey association in the future.



HIGH SCHOOL CHAMPIONSHIPS

The Blue Jackets and Nationwide Arena, in partnership with the Ohio High School Athletic Association, host the Ohio High School Ice Hockey Championships every March.



BLUE JACKETS SUMMER HOCKEY SCHOOL

Blue Jackets Summer Hockey School is designed to provide the highest quality of training and instruction to its participants. Sessions offer players of all ages and skill levels the best value experience in a positive learning environment. Camps are held at the OhioHealth Chiller North and feature appearances by Blue Jackets players and coaches.



STREET JACKETS

Street Jackets, a member of the NHL Street Program, is a grass-roots street hockey program that allows kids to learn the basic skills of hockey on the playgrounds or in the gymnasiums of community-based facilities through the donation of equipment, training sessions and manuals. There is no cost to the facilities for this program and all that kids need to participate is a pair of sneakers.



OHIO AAA BLUE JACKETS

The Ohio AAA Blue Jackets program was formed to create, develop, and maintain an elite hockey program in Ohio focused on player development that provides the training and environment for players to fully develop and enhance their skills. This program also aims to provide the elite player with the support necessary to succeed as a student-athlete, and also assist and promote player advancement to the junior and collegiate level. There are currently eight boys teams from squirt major to midget major as well as one girls teams at the U19 level.



SHOOTOUT SHOWCASE

The Shootout Showcase is a unique opportunity for youth hockey players across the state of Ohio to participate in an NHL-style shootout contest. All competitions are televised during FOX Sports Ohio game broadcasts and posted to the Blue Jackets and FOX Sports Ohio websites.

BLUE JACKETS BREAKAWAY

The Blue Jackets Mobile Tour is a series of events held in conjunction with much larger events throughout Ohio from April to September. Event elements include street hockey, team inflatable attractions, and giveaways. The mission of Blue Jackets Mobile Tour is to work with our community and provide a first-class entertainment experience.


FREE HOCKEY CLINICS

The Blue Jackets and the OhioHealth Chiller Ice Rinks team up to host "Try Hockey" clinics giving central Ohio youth the opportunity to lace up their skates and try the game for free. The clinics, led by Blue Jackets staff and OhioHealth Chiller instructors, are held at various OhioHealth Chiller locations throughout the year.

FUTURE JACKETS Presented by Papa John's

The Blue Jackets are happy to provide local mini-mite, mite and squirt age youth hockey players the opportunity of a lifetime by playing during intermission breaks at select Blue Jackets home games. Treated like pros, participants dress in a locker room next to the Blue Jackets dressing room, wear Blue Jackets uniforms and play on the same ice and in front of the same crowds as their hockey heroes.





OHIOHEALTH ICE HAUS

One outstanding feature that sets Nationwide Arena apart as a premier sports and entertainment facility is the OhioHealth Ice Haus, the club's official practice rink attached to the main arena. The Blue Jackets hold the distinction of being the first team in the National Hockey League to have its practice rink located at the same location where it plays its games. This unique configuration has since been used as a model for new NHL buildings.

The OhioHealth Ice Haus is a 63,000-square foot facility located on the west side of Nationwide Arena. It contains four separate team locker rooms and one officials' room. As the practice home of the Blue Jackets and the official home rink of the Ohio Junior Blue Jackets Tier 1 AAA hockey program and several Central Ohio high school teams, the OhioHealth Ice Haus features fixed seating for 750 people and an overall capacity of 1,500.

In addition, the facility is also used for youth hockey, figure skating, public skating and private rentals. During Blue Jackets games, fans may check out the action within the OhioHealth Ice Haus from the open viewing areas located on the main concourse and inside the arena's pub – the Labatt Blue Zone.

In addition to the OhioHealth Ice Haus in downtown Columbus, other facilities within the family of OhioHealth Chiller Ice Rinks include three suburban locations that each feature dual rinks – OhioHealth Chiller Dublin, OhioHealth Chiller Easton, and OhioHealth Chiller North. Outside of central Ohio, the Chiller Ice Rinks group has a presence in Springfield, Ohio as well. For more information on any of the rinks, visit www.thechiller.com.



OhioHealth Ice Haus
200 W. Nationwide Blvd.
Columbus, OH 43215
(614) 246-3380

OhioHealth Chiller North
8144 Highfield Dr.
Lewis Center, OH 43035
(614) 549-0009

OhioHealth Chiller Dublin
7001 Dublin Park Dr.
Dublin, OH 43016
(614) 764-1000


OhioHealth Chiller Ice Works
401 E. Wilson Bridge Rd.
Worthington, OH 43085
(614) 433-9600



OhioHealth Chiller Easton
3600 Chiller Lane
Columbus, OH 43219
(614) 475-7575

NTPRD Chiller
301 West Main St.
Springfield, OH 45504
(937) 323-RINK (7465)

NATIONWIDE ARENA



In addition to being known as home of the Columbus Blue Jackets, Nationwide Arena is also the destination of choice by many of the nation's top-grossing touring acts. From U2 to The Rolling Stones, Eric Clapton to Fleetwood Mac and Prince to Billy Joel and Elton John, Nationwide Arena has hosted the world's best entertainers since opening its doors in September 2000.

Last season's concert schedule ran the gamut from rock icons like The Who and Rush to chart toppers like Taylor Swift, Maroon 5 and Katy Perry. World Wrestling Entertainment also broadcast their *Money in the Bank* pay-per-view event live to the world from Nationwide Arena.

Besides exciting NHL action and the hottest concerts, the arena also annually hosts a wide range of premier events including Monster Jam, Disney on Ice and World's Toughest Rodeo, just to name a few.


High school hockey action is also another annual staple at Nationwide Arena as the Ohio High School Athletic Association (OHSAA) state ice hockey championships will be played in March for the 14th consecutive year.

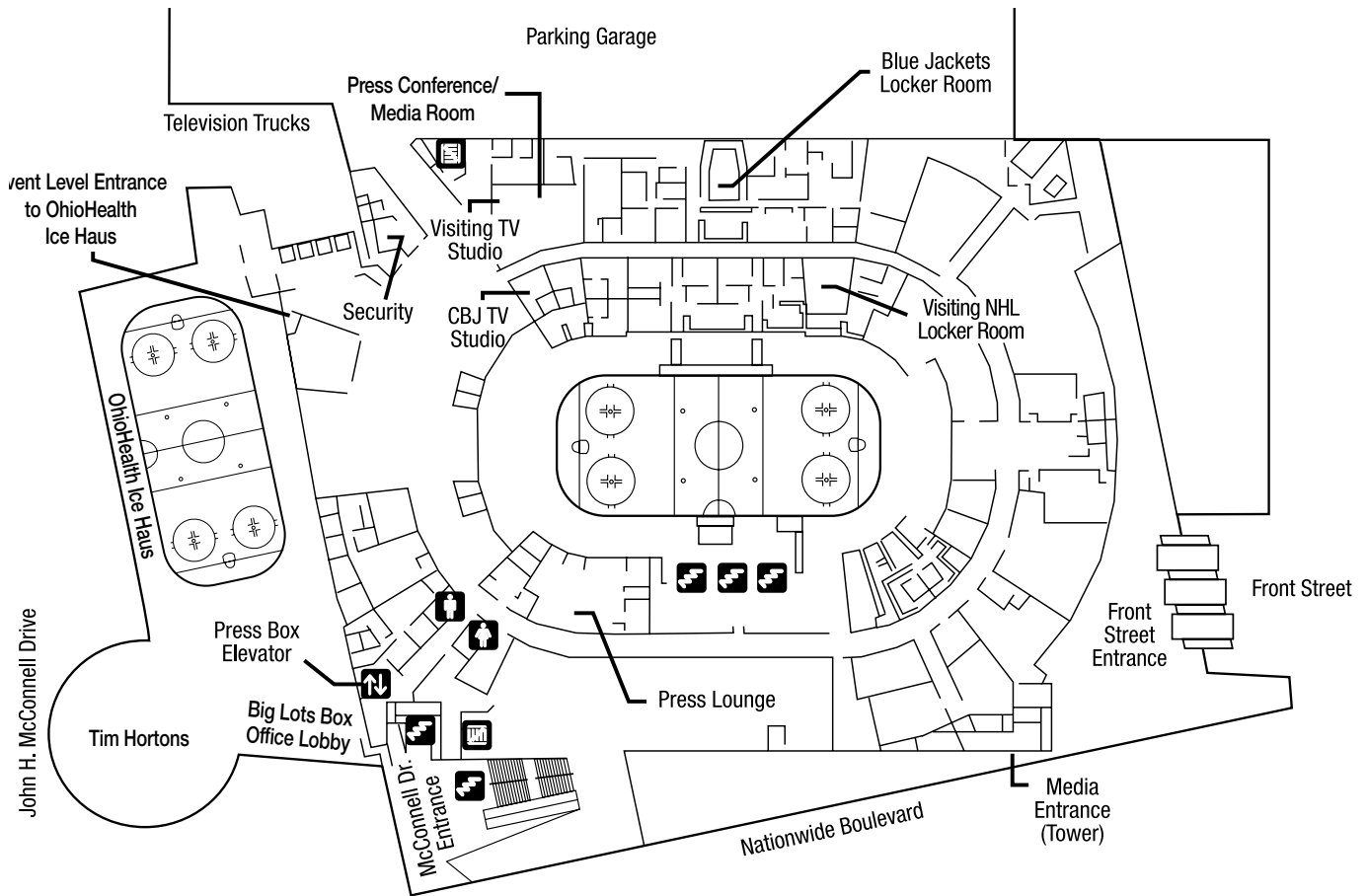
As a multipurpose sports and entertainment venue, Nationwide Arena holds the distinction as the first NHL building to have the team's practice facility attached to the arena where the team plays its games. In addition to serving as the Blue Jackets official practice facility, the OhioHealth Ice Haus also offers hockey, public skating and is available for private rental. The OhioHealth Ice Haus serves as home of the AAA Ohio Blue Jackets hockey program and several central Ohio high school teams.

Nationwide Arena is the centerpiece of the Arena District, a 75-acre dynamic, mixed-use development located in the heart of downtown Columbus. This entertainment district features a variety of restaurants, premier office space, exciting entertainment venues, residential space and acres of parks and green space.

Together, the Arena District and Nationwide Arena provide a very inviting business and entertainment destination attracting residents, tenants and visitors from across the country. With its reputation as a "must play" venue for top touring acts, quality family entertainment and specialty sporting events, Nationwide Arena attracts an average of more than one million guests annually.

For more information on Nationwide Arena events, visit NationwideArena.com, "like" us at [Facebook.com/NationwideArenaColumbus](https://www.facebook.com/NationwideArenaColumbus), or follow along on Twitter (@NationwideArena) and Instagram.





DIRECTIONS TO NATIONWIDE ARENA AND OHIOHEALTH ICE HAUS

Nationwide Arena is located at 200 West Nationwide Blvd. on the north side of downtown Columbus.

FROM NORTH (ON I-71)

South on I-71 to I-670 West. Exit at Neil Avenue. Turn left at intersection onto Neil Avenue. Proceed to the signed event parking entrances. -or- South on I-71 to I-670 West. Exit onto N. Third St. Turn right onto Chestnut Street. Proceed to the signed event parking entrances on Chestnut Street.

FROM NORTH (ON OH-315)

South on OH-315 to I-670 East. Exit at Neil Avenue. Turn right at intersection onto Neil Avenue. Turn left onto Nationwide Blvd. Proceed to the signed event parking entrances.

FROM SOUTH (ON I-71)

North on I-71. Exit at Front St. (#100A). Turn left at intersection onto Front Street. Proceed North on Front Street to signed event parking entrances near Front Street and Nationwide Blvd.

FROM EAST (ON I-70)

West on I-70. Get off at Downtown exit. Continue onto Mound Street to Front Street. Turn right onto Front Street. Proceed North on Front Street to signed event parking entrances near Front Street and Nationwide Blvd.

FROM EAST (ON I-670)

West on I-670. Exit at Neil Avenue. Turn left at intersection onto Neil Avenue. Proceed to the signed event parking entrances.

FROM WEST (ON I-70)

East on I-70 to I-670 East. Exit at Neil Avenue. Turn right at intersection onto Neil Avenue. Turn left onto Nationwide Blvd. Proceed to the signed event parking entrances. -or- East on I-70 to OH-315 North to I-670 East. Exit at Neil Avenue. Turn right at intersection onto Neil Avenue. Turn left onto Nationwide Blvd. Proceed to the signed event parking entrances.

FROM WEST (ON I-670)

East on I-670. Exit onto Neil Avenue. Turn right at intersection onto Neil Avenue. Turn left onto Nationwide Blvd. Proceed to the signed event parking entrances.


BLUE JACKETS ON FOX SPORTS OHIO

FOX Sports Ohio has been the television home of Blue Jackets hockey since the inaugural 2000-01 season and its Emmy-winning coverage will feature 81 regular season games during the 2015-16 season. The FOX Sports Ohio/Blue Jackets broadcast team features play-by-play announcer Jeff Rimer, color analyst Jody Shelley, contributor and host Bill Davidge, host Brian Giesenschlag and rink side reporter Dave Maetzold.

FOX Sports Ohio brings the excitement of the NHL to over 5.2 million homes across Ohio, as well as parts of Kentucky and West Virginia. The network will air 41 home games and 40 away contests during the 2015-16 campaign with NBC Sports Network set to televise the Tuesday, February 23 encounter between the Blue Jackets and Detroit Red Wings live to a national audience from Joe Louis Arena.

Throughout the season, live game night coverage on FOX Sports Ohio begins with *Blue Jackets Live*, a 30-minute pre-game show featuring highlights, player interviews and analysis. Coverage continues after the game with the post-game edition of Blue Jackets Live, presented by IGS Energy. The pre- and post-game shows will be hosted by Bill Davidge and Brian Giesenschlag.

Blue Jackets Slap Shots offers Blue Jackets fans a chance to revisit the top moments from the Blue Jackets' previous week. The show airs weekly during the season on FOX Sports Ohio.



JEFF RIMER TELEVISION PLAY-BY-PLAY

Jeff Rimer brings several decades of broadcasting experience to Blue Jackets telecasts on FOX Sports Ohio and has covered the NHL for nearly 40 years, including the past 25 seasons calling play-by-play action on television for the Blue Jackets, Florida Panthers and Washington Capitals. Additionally, he is a regular guest on radio programs across North America and has co-hosted the internationally-syndicated "Inside the NHL" radio program with John Davidson.

A native of Toronto, Rimer began his broadcasting career with CFAC-Radio in Calgary and then spent over four years working for the Canadian Broadcast Company, including serving as the network's gymnastics commentator during the

1976 Summer Olympic Games in Montreal. He also served as the sports director at CFCF-Radio in Montreal for eight years and hosted Canadiens pre- and post-game shows.

Rimer called play-by-play action for the Capitals on Home Team Sports (HTS) and WDCA-TV from 1983-93. During that time, he also served as the sports director at WBAL-Radio in Baltimore, hosting pre- and post-game shows for Orioles baseball, co-hosted syndicated college basketball shows with Billy Packer and Maryland Head Coach Gary Williams and was a sideline reporter for Maryland Terrapins football. He was awarded a regional Emmy Award for his play-by-play work and won a United Press International National Broadcasting Award for his work at WBAL.

Rimer and his wife, Ferrel, reside in suburban Columbus and are the parents of son, Josh, and daughter, Kylie.



JODY SHELLEY TELEVISION ANALYST

Former Columbus Blue Jackets forward Jody Shelley rejoined the organization in August 2013 when he was named a broadcast associate and team ambassador and began serving as the club's television color analyst on FOX Sports Ohio in 2014-15. In addition to his broadcast duties, the Columbus fan favorite is also actively engaged in various business and community initiatives for the organization.

In his return to Columbus, he provided analysis during select home radio broadcasts, was as a regular contributor during game telecasts on FOX Sports Ohio, was featured on Jackets TV on BlueJackets.com and co-hosted "The Inside Edge" with

club radio play-by-play announcer Bob McElligott, a weekly radio show on the Blue Jackets Radio Network and flagship station Sports Radio 97.1 The Fan.

Shelley, who retired in 2013 after a career that spanned 16 years and over 600 NHL games, was signed by the Blue Jackets as a free agent on Jan. 31, 2001 and made his NHL debut with the club against the Pittsburgh Penguins on Feb. 17, 2001. He went on to appear in 380 games with the club, registering 11 goals and 18 assists for 29 points with 1,025 penalty minutes. He led the Blue Jackets in penalty minutes four times (2001-06) and owns the club record for penalty minutes in a season with 249 PIM in 2002-03. Through the 2014-15 campaign, Shelley sits second on the club's all-time list in penalty minutes and ranks seventh on the club's all-time games played list. He was also an active participant in the club's community initiatives through the Columbus Blue Jackets Foundation and received the team's Community Service Award for the 2006-07 season.

After leaving Columbus in January 2008, Shelley spent parts of three seasons with the San Jose Sharks. He then joined the New York Rangers during the 2009-10 season before spending his final three campaigns with the Philadelphia Flyers. He wrapped up his NHL career with 18-36-54 and 1,538 penalty minutes in 627 games. He also appeared in nine Stanley Cup Playoff games with San Jose and Philadelphia.

Prior to turning professional, he spent three seasons with the Halifax Mooseheads of the Quebec Major Junior Hockey League. He tallied 48-50-98 and 933 penalty minutes in 181 games from 1994-97 and had his number 25 retired by the club. He began the 1997-98 season at Dalhousie University before making his pro debut with the American Hockey League's Saint John Flames that same year.

Shelley was born on February 7, 1976 in Thompson, Manitoba and raised in Yarmouth, Nova Scotia. He and his wife, Mandy, are the parents of a son, Owen, and daughter, Evelyn. The family resides in Powell.



BILL DAVIDGE **PRE-AND-POST-GAME TV ANALYST**

Bill Davidge is in his 15th season as a Blue Jackets broadcaster and second as the pre- and post-game analyst on FOX Sports Ohio. After serving as color analyst on the Blue Jackets Radio Network from 2000-09, Davidge spent the last five seasons providing commentary in the television booth. He brings over 40 years of hockey experience as a player, scout and coach to game broadcasts on FOX Sports Ohio.

Prior to joining the broadcast team, Davidge spent the 1999-00 season as a scout for the club. From 1995-99, he served as part-time scout/player development coach for the Florida Panthers and also was a part-time scout for the Detroit Red

Wings from 1990-94.

Davidge played four years of college hockey at The Ohio State University, serving as team captain as a junior and senior and earning scholar-athlete recognition each season before graduating with honors in 1977. After spending the 1977-78 season as a graduate assistant coach at Miami (Ohio) University and earning his Master's in Education, he was hired as an assistant coach and served in that capacity for eight years. In 1985, he was promoted to head coach/professor and spent four seasons behind the bench and teaching. Upon retiring from college coaching, he continued to teach at Miami University as a professor in the Department of Physical Education, Health and Sport Studies.

A native of Dunnville, Ontario, he is the father of two sons, Rob, and Willy J., and a daughter, Miranda. He and his wife, Jayna, reside in Columbus.

SCIOTO DOWNS BLUE JACKETS RADIO NETWORK

Fans can catch all the action of Blue Jackets hockey on the Scioto Downs Blue Jackets Radio Network, which boasts 36 stations across Ohio and West Virginia. The network, with Bob McElligott calling the play-by-play action, will carry all games on flagship stations Sports Radio 97.1 The Fan (WBNS-FM) or CD 102.5FM (WWCD-FM). Fans can also access the radio broadcast via the team website (BlueJackets.com).

Fans can also tune in via the Blue Jackets Radio Network affiliates – WARF AM 1350 Akron; WATH AM 970 Athens; WNCO AM 1340 Ashland/Mansfield; WILE-FM 107.9 Barnesville; WBLL AM 1390 Bellefontaine; WILE AM 1270 Cambridge; WKKI FM 94.3 Celina; WBEX AM 1490 Chillicothe; WWOW AM 1360 Conneaut; WING AM 1410 Dayton; WEOL AM 930 Elyria; WFIN AM 1330 Findlay; WBVI FM 96.7 Fostoria; WBEX FM 92.7 Frankfort; WMOH AM 1450 Hamilton; WSRW AM 1590 Hillsboro; WTCR AM 1420 Huntington, WV; WIRO AM 1230 Ironton; WLOH AM 1320 Lancaster; WSRW FM 101.5 Leesburg; WCIT AM 940 Lima; WLOH FM 99.3 Logan; WMOA AM 1490 Marietta; WQTT AM 1270 Marysville; WMRN AM 1490 Marion; WQTT AM 1270 Marysville; WJAW FM 100.9 McConnelsville; WMPO AM 1390 Middleport; WCLT AM 1430 Newark; WMPO FM 97.1, Pomeroy; WNXT AM 1260 Portsmouth; WMOV AM 1360 Ravenswood; WCHO AM 1250 Washington Court House; WINT AM 1330 Willoughby; and WHIZ AM 1240 Zanesville.



BOB MCELLIGOTT **RADIO PLAY-BY-PLAY**

Bob McElligott joined the Columbus Blue Jackets broadcast team as radio broadcaster in July 2009 and assumed play-by-play duties prior to the 2013-14 season. In addition to his in-game duties, he serves as a host on both the radio pre- and post-game shows, as well as club ancillary programming. He is a regular contributor on BlueJackets.com, the club's official website, through video features on Jackets TV as well as editorial content.

Before moving to Columbus, McElligott spent ten seasons serving as the broadcaster for the Syracuse Crunch, the Blue Jackets' American Hockey League affiliate. In addition to calling the action on radio and television for the Crunch, he produced a regular Crunch feature for the Blue Jackets Radio Network and called play-by-play action during several Blue Jackets games during that time.

Beyond his work with the AHL club, the Somerset, Pennsylvania native has been the radio and television voice of the Syracuse Chiefs of the International Baseball League. Also during his time in Syracuse, he hosted a weekly one-hour radio show and was a morning sports anchor on radio stations WSEN-FM, WFBL-AM and WOLF-FM. In addition, he broadcast Syracuse University football and basketball games for ESPN3.com, as well as a variety of college and high school sports for Time Warner Cable.

Prior to his arrival in Syracuse, McElligott worked with the ECHL's Johnstown Chiefs as well as six years calling baseball action in the Carolina League (Single A) with Kinston, Wilmington, Prince William and Salem.

He and his wife, Kathy, are the parents of sons, Matthew and Braden.



GIVING YOU THE POWER TO PLAY.

11 hospitals, 200+ care sites, 28,000 strong,
all connected for a healthier you.



OFFICIAL HEALTHCARE PROVIDER OF YOUR COLUMBUS BLUE JACKETS

A FAITH-BASED, NOT-FOR-PROFIT HEALTHCARE SYSTEM + RIVERSIDE METHODIST HOSPITAL
GRANT MEDICAL CENTER + DOCTORS HOSPITAL + GRADY MEMORIAL HOSPITAL + DUBLIN METHODIST HOSPITAL
HARDIN MEMORIAL HOSPITAL + MARION GENERAL HOSPITAL + REHABILITATION HOSPITAL + O'BLENESS HOSPITAL
MEDCENTRAL MANSFIELD HOSPITAL + MEDCENTRAL SHELBY HOSPITAL + WESTERVILLE MEDICAL CENTER
HEALTH AND SURGERY CENTERS + PRIMARY AND SPECIALTY CARE + URGENT CARE
WELLNESS + HOSPICE + HOME HEALTH + 28,000 PHYSICIANS, ASSOCIATES AND VOLUNTEERS

#GiveEmHealth

PLAYERS



ORGANIZATIONAL ROSTER - FORWARDS

Forwards	Ht.	Wt.	DOB	Birthplace	Shoots	'14-15 Club	League	GP	G	A	Pts.	+/-	PIM
Anderson, Josh	6-3	221	5-7-94	Burlington, Ontario	R	COLUMBUS	NHL	6	0	1	1	-1	2
						Springfield	AHL	57	7	10	17	1	76
Atkinson, Cam	5-8	180	6-5-89	Riverside, Connecticut	R	COLUMBUS	NHL	78	22	18	40	-2	22
Bird, Tyler	6-2	203	8-14-96	Boston, Massachusetts	R	Brown U.	ECAC	27	2	2	4	-7	4
Bittner, Paul	6-5	204	11-4-96	Crookston, Minnesota	L	Portland	WHL	66	34	37	71	39	52
Bjorkstrand, Oliver	6-0	177	4-10-95	Herning, Denmark	R	Portland	WHL	59	63	55	118	60	35
Boll, Jared	6-3	209	5-13-86	Charlotte, North Carolina	R	COLUMBUS	NHL	72	1	4	5	-13	109
Bourque, Rene	6-2	217	12-10-81	Lac La Biche, Alberta	L	Montreal	NHL	13	0	2	2	-9	6
						Hamilton	AHL	4	2	2	4	2	4
						Anaheim	NHL	30	2	6	8	-4	12
						COLUMBUS	NHL	8	4	0	4	-2	4
Broadhurst, Alex	6-0	188	3-7-93	Orland Park, Illinois	L	Rockford	AHL	29	6	8	14	2	4
Calvert, Matt	5-11	192	12-24-89	Brandon, Manitoba	L	COLUMBUS	NHL	56	13	10	23	1	28
Campbell, Gregory	6-0	197	12-17-83	London, Ontario	L	Boston	NHL	70	6	6	12	1	45
Chaput, Michael	6-2	204	4-9-92	Ile Bizard, Quebec	L	COLUMBUS	NHL	33	1	4	5	-8	21
						Springfield	AHL	45	10	11	21	2	22
Clarkson, David	6-0	207	3-31-84	Toronto, Ontario	R	Toronto	NHL	58	10	5	15	-11	92
						COLUMBUS	NHL	3	0	0	0	-1	14
Dubinsky, Brandon	6-2	216	4-29-86	Anchorage, Alaska	L	COLUMBUS	NHL	47	13	23	36	11	43
Foligno, Nick	6-0	210	10-31-87	Buffalo, New York	L	COLUMBUS	NHL	79	31	42	73	16	50
Gallant, Brett	6-0	194	12-28-88	Summerside, Prince Edward Island	L	Bridgeport	AHL	45	2	4	6	-1	247
Hannikainen, Markus	6-2	189	3-26-93	Helsinki, Finland	L	JYP	FIN	60	19	27	46	22	51
Hartnell, Scott	6-2	214	4-18-82	Regina, Saskatchewan	L	COLUMBUS	NHL	77	28	32	60	1	100
Jenner, Boone	6-2	215	6-15-93	Dorchester, Ontario	L	COLUMBUS	NHL	31	9	8	17	-5	12
Johansen, Ryan	6-3	218	7-31-92	Port Moody, British Columbia	R	COLUMBUS	NHL	82	26	45	71	-6	40
Karlsson, William	6-1	188	1-8-93	Marsta, Sweden	L	Anaheim	NHL	18	2	1	3	1	2
						Norfolk	AHL	37	8	16	24	-5	2
						COLUMBUS	NHL	3	1	1	2	2	2
						Springfield	AHL	15	0	0	0	-11	0
Kolesar, Keegan	6-2	223	4-8-97	Brandon, Manitoba	R	Seattle	WHL	64	19	19	38	-7	85
Milano, Sonny	6-1	205	5-12-96	Massapequa, New York	L	Plymouth	OHL	50	22	46	68	-17	24
						Springfield	AHL	10	0	5	5	-7	0
Moutrey, Nick	6-3	222	6-24-95	Toronto, Ontario	L	Saginaw	OHL	36	15	26	41	9	40
						North Bay	OHL	26	10	12	22	10	14
Pelletier, Julien	5-11	183	6-28-96	Gatineau, Quebec	L	Cape Breton	QMJHL	26	5	9	14	-11	14
						Rouyn-Noranda	QMJHL	27	5	10	15	-10	16
Quenneville, Peter	5-11	191	3-3-95	Edmonton, Alberta	R	Brandon	WHL	72	27	48	75	20	20
Rychel, Kerby	6-1	213	10-7-94	Torrance, California	L	Springfield	AHL	51	12	21	33	7	43
						COLUMBUS	NHL	5	0	3	3	3	2
Saad, Brandon	6-1	202	10-27-92	Pittsburgh, Pennsylvania	L	Chicago	NHL	82	23	29	52	7	12
Sedlak, Lukas	6-0	207	2-25-93	Ceske Budejovice, Czech Republic	L	Springfield	AHL	51	6	10	16	10	30
Sherwood, Kole	6-0	196	1-22-97	Columbus, Ohio	R	AAA Jackets	U18-T1EHL	31	22	26	48	n/a	29
						Youngstown	USHL	3	1	1	2	2	0
Soberg, Markus	6-0	176	4-22-95	Oslo, Norway	R	Windsor	OHL	61	13	17	30	-16	26
Stenlund, Kevin	6-4	200	9-20-96	Huddinge, Sweden	R	HV 71 Jr.	Swe-Jr.	36	14	22	36	4	16
						HV 71	SWE	17	1	0	1	-3	2
Tynan, T.J.	5-8	165	2-25-92	Orland Park, Illinois	R	Springfield	AHL	75	13	35	48	-7	48
Wennberg, Alexander	6-1	197	9-22-94	Stockholm, Sweden	L	Springfield	AHL	6	0	3	3	4	122
						COLUMBUS	NHL	68	4	16	20	-19	22
Zaar, Daniel	5-11	175	4-24-94	Helsingborg, Sweden	R	Lulea	SWE	55	9	18	27	-4	18

PRONUNCIATION GUIDE

Josh Anderson	AN-duhr-suhn	Keegan Kolesar	KOH-luh-sahr
Cam Atkinson	AT-kihn-suhn	Sonny Milano	mih-LAHN-oh
Jared Boll	JAIR-ehd BOWL	Nick Moutrey	MOO-tree
Oliver Bjorkstrand	bee-YOHRK-strand	Julien Pelletier	PEHL-tyay
Matt Calvert	CAL-vuhrt	Peter Quenneville	KWEHN-vihl
Michael Chaput	sha-POO	Kerby Rychel	RIGH-kuhl
Brandon Dubinsky	DOO-bihn-skee	Brandon Saad	SAHD
Nick Foligno	foh-LEE-noh	Lukas Sedlak	SED-lak
Brett Gallant	guhL-AHNT	Kole Sherwood	KOHL SHUHR-wud
Markus Hannikainen	hah-nih-KAY-nehn	Markus Soberg	SHOH-buhrg
Scott Hartnell	HAHRT-nuhl	Kevin Stenlund	STEHN-luhnd
Boone Jenner	JEH-nehr	T.J. Tynan	TIGH-nuhn
Ryan Johansen	joh-HAN-sehn	Alexander Wennberg	VEHN-buhrg

ORGANIZATIONAL ROSTER - DEFENSE & GOALTENDERS

Defense	Ht.	Wt.	DOB	Birthplace	Shoots	'14-15 Club	League	GP	G	A	Pts.	+/-	PIM
Bodnarchuk, Andrew	5-11	196	7-11-88	Drumheller, Alberta	L	Manchester	AHL	61	5	20	25	12	84
Carlsson, Gabriel	6-4	183	1-2-97	Orebro, Sweden	L	Linkoping Jr.	SWE-Jr.	39	0	7	7	21	14
						Linkoping	SWE	7	0	2	2	3	0
Collins, Ryan	6-5	216	5-6-96	Bloomington, Minnesota	R	U. Minnesota	BigTen	32	1	8	9	7	14
Connauton, Kevin	6-2	205	2-23-90	Edmonton, Alberta	L	Dallas	NHL	8	0	2	2	4	6
						COLUMBUS	NHL	54	9	10	19	1	29
Falk, Justin	6-5	224	10-11-88	Snowflake, Manitoba	L	Minnesota	NHL	13	0	0	0	-6	7
						Iowa	AHL	39	1	6	7	-10	34
						COLUMBUS	NHL	5	1	1	2	-3	7
Gavrikov, Vladislav	6-3	205	11-21-95	Yaroslavl, Russia	L	Yaroslavl Jr.	RUS-Jr.	16	1	6	7	7	16
						Ryazan	RUS-2	11	1	2	3	3	4
						Yaroslavl	KHL	16	0	1	1	3	4
Goloubef, Cody	6-1	201	11-30-89	Mississauga, Ontario	R	COLUMBUS	NHL	36	0	9	9	12	19
						Springfield	AHL	3	0	0	0	0	0
Heatherington, Dillon	6-4	220	5-9-95	Calgary, Alberta	L	Swift Current	WHL	48	1	14	15		48
						Springfield	AHL	3	0	1	1	1	0
Johnson, Jack	6-1	230	1-13-87	Indianapolis, Indiana	L	COLUMBUS	NHL	79	8	32	40	-13	44
Kukan, Dean	6-2	198	7-8-93	Volketswil, Switzerland	L	Lulea	FIN	52	3	10	13	2	14
LeBlanc, Olivier	6-0	172	2-17-96	Quebec City, Quebec	L	Saint John	QMJHL	37	4	18	22	21	63
						Cape Breton	QMJHL	21	3	9	12	0	18
Madaisky, Austin	6-2	201	1-30-92	Burnaby, British Columbia	R	Springfield	AHL	53	12	23	35	4	28
Murray, Ryan	6-1	208	9-27-93	Regina, Saskatchewan	L	COLUMBUS	NHL	12	1	2	3	1	8
Nutivaara, Markus	6-0	185	6-6-94	Oulu, Finland	L	Karpat Jr.	FIN-Jr.	7	2	6	8	5	0
						Karpat	FIN	35	0	2	2	7	4
Paliotta, Michael	6-4	212	4-6-93	Westport, Connecticut	R	U. Vermont	H-East	41	9	27	36	15	40
						Chicago	NHL	1	0	1	1	0	0
Prout, Dalton	6-3	230	3-13-90	Kingsville, Ontario	R	COLUMBUS	NHL	63	0	8	8	-14	85
Ramage, John	6-1	193	2-7-91	Mississauga, Ontario	R	Calgary	NHL	1	0	0	0	-1	0
						Adirondack	AHL	57	3	12	15	-3	81
Ruopp, Sam	6-4	191	6-3-96	Regina, Saskatchewan	L	Prince George	WHL	64	3	23	26	3	140
Savard, David	6-2	227	10-22-90	St. Hyacinthe, Quebec	R	COLUMBUS	NHL	82	11	25	36	0	71
Siebenaler, Blake	6-1	208	2-27-96	Toledo, Ohio	R	Niagara	OHL	66	12	25	37	7	30
Sifers, Jaime	5-11	200	1-18-83	Stratford, Connecticut	R	Springfield	AHL	76	3	19	22	1	82
Tyutin, Fedor	6-2	221	7-19-83	Izhevsk, Russia	L	COLUMBUS	NHL	67	3	12	15	8	40
Vainio, Veeti	6-2	181	6-16-97	Espoo, Finland	R	Blues	FIN	2	0	1	1	0	0
						Blues Jr.	FIN-Jr.	42	13	31	44	22	42
Werenski, Zach	6-2	209	7-19-97	Grosse Pointe, Michigan	L	U. Michigan	BigTen	35	9	16	25	9	8
Goaltenders	Ht.	Wt.	DOB	Birthplace	Catches	'14-15 Club	League	GP	MIN	W-L-OT	GAA	SV%	
Bobrovsky, Sergei	6-2	199	9-20-88	Novokuznetsk, Russia	L	COLUMBUS	NHL	51	2994	30-17-3	2.69	.918	
Dansk, Oscar	6-3	195	2-28-94	Stockholm, Sweden	L	Springfield	AHL	21	1144	7-7-5	3.57	.880	
Forsberg, Anton	6-2	191	11-27-92	Ornskoldsvik, Sweden	L	Springfield	AHL	30	1764	20-8-1	2.01	.927	
						COLUMBUS	NHL	5	256	0-4-0	4.69	.866	
Korpisalo, Joonas	6-3	182	4-28-94	Pori, Finland	L	Ilves Tampere	FIN	38	2132	14-13-9	2.34	.919	
						Springfield	AHL	3	169	0-2-0	3.20	.878	
McElhinney, Curtis	6-3	205	5-23-83	London, Ontario	L	COLUMBUS	NHL	32	1710	12-14-2	2.88	.914	
Merzlikins, Elvis	6-3	187	4-13-96	Riga, Latvia	L	Lugano	SUI-A	23	1309	14-9-2	2.61	.913	

PRONUNCIATION GUIDE

Sergei Bobrovsky
 Andrew Bodnarchuk
 Kevin Connauton
 Anton Forsberg
 Vladislav Gavrikov
 Cody Goloubef
 Dillon Heatherington
 Jack Johnson
 Joonas Korpisalo
 Dean Kukan
 Olivier LeBlanc
 Austin Madaisky

SAIR-gay bawb-RAWF-skee
 BAWD-nahr-chuhk
 kuh-NAW-tuhn
 AN-tawn FOHRZ-buhrg
 vla-dih-SLAV GAV-rih-kawv
 GOH-luh-behf
 heh-thuhr-ING-tuhn
 JAHN-suhn
 YOH-nuhs kohr-pih-SAL-oh
 KOO-kahn
 oh-lih-VEE-ay luh-BLAWNK
 muh-DAY-skee

Curtis McElhinney
 Elvis Merzlikins
 Ryan Murray
 Markus Nutivaara
 Michael Paliotta
 Dalton Prout
 Sam Ruopp
 David Savard
 Blake Siebenaler
 Jaime Sifers
 Fedor Tyutin
 Veeti Vaino
 Zach Werenski

MAK-IHL-ehn-ee
 EHL-vihs muhrz-LIGH-kihns
 MUHR-ree
 noo-tih-VAH-ruh
 pal-ee-AW-tuh
 PROWT
 ROO-awp
 suh-VAHRD
 SEE-beh-nay-luhr
 SIGH-fuhrs
 FEH-dohr TOO-tihn
 vee-eh-TAY VIGHN-yoh
 wuh-REHN-skee



POSITION

RIGHT WING

SHOOTS

RIGHT

HEIGHT

5-8

WEIGHT

180

DOB

06/05/89

BIRTHPLACE

RIVERSIDE, CONNECTICUT

VS. THE NHL

TEAM	GP	G	A	PTS	PIM
ANA	6	0	3	3	0
ARI	8	0	0	0	2
BOS	6	0	1	1	0
BUF	6	3	2	5	0
CGY	7	0	3	3	4
CAR	9	1	4	5	2
CHI	8	3	3	6	0
COL	9	4	0	4	0
CBJ	0	0	0	0	0
DAL	6	3	1	4	2
DET	12	5	3	8	8
EDM	8	3	3	6	4
FLA	7	3	3	6	6
LAK	5	0	0	0	0
MIN	6	1	0	1	0
MTL	6	0	1	1	2
NSH	9	1	2	3	4
NJD	8	3	3	6	0
NYI	9	5	5	10	2
NYR	8	3	1	4	0
OTT	6	3	2	5	0
PHI	10	2	2	4	4
PIT	10	0	1	1	4
SJS	6	1	1	2	0
STL	10	4	4	8	4
TBL	6	0	1	1	2
TOR	6	2	0	2	0
VAN	9	2	1	3	0
WSH	9	6	3	9	2
WPG	4	1	0	1	6
TOTALS:	219	59	53	112	58

QUICK FACT

Atkinson is the seventh player in Blue Jacket history (Whitney, Vyborny, Nash, Umberger, Huselius and Johansen) to record 20-plus goals in consecutive seasons after reaching the mark in 2013-14 and 2014-15.

CAM ATKINSON

KAM AT-kihn-suhn

13

2014-15 SEASON

GP	G	A	PTS	+/-	PIM	PP	SH	GW	SHOTS	SPCT.	TOI	HITS	GVA	TKA	BKSHOTS
78	22	18	40	-2	22	7	1	7	212	10.4	16:59	55	22	40	39

- Posted career highs in goals, penalty minutes and time on ice and tied career high in points
- Registered second consecutive 20-goal season, finishing fourth on Columbus in goals and points (tied)
- Tied club record with seven game-winning goals (Geoff Sanderson in 2000-01, Rick Nash in 2003-04 and 2010-11)
- Named NHL's Second Star of the Week for Mar. 23-29 after recording 4-3-7 in three games, including his second career hat trick on Mar. 27 at Chicago (Corey Crawford-2, empty net-1)
- Registered his 100th career NHL point (goal) on Mar. 13 vs. Edmonton
- Tied a career high with a four-game point streak (3-2-5) from Oct. 9-17
- **Games lost to injury:** 4... **Multi-point (goal) games:** 7 (2)... **Most Points:** 3 – Mar. 27 at Chicago... **Most Goals:** 3 – Mar. 27 at Chicago... **Most Assists:** 2 – Mar. 24 vs. Anaheim... **Most PIM:** 4 – Mar. 21 at Calgary... **Most Shots:** 9 – Nov. 8 vs. Tampa Bay... **TOI:** 21:19 – Dec. 4 vs. Florida

CAREER HIGHLIGHTS

- Recorded 21 goals and career-high 40 points in career-high 79 games and ranked second on the club in shots (216), third in goals and first-T in game-winning goals (5) in 2013-14
- Posted career-high four points (2-2-4) on Dec. 10, 2013 vs. New Jersey
- Fired nine shots on goal and tallied three points (2-1-3) on Mar. 28, 2013 at Edmonton
- Scored first career game-winning goal on Mar. 9, 2013 vs. Detroit
- Became the third rookie in franchise history to record a hat trick with three goals on Apr. 5, 2012 at Colorado (Semyon Varlamov-2, empty net-1)
- Tallied the first multi-point game of his NHL career with 0-2-2 on Mar. 31, 2012 at St. Louis
- Scored the game-deciding shootout goal on Mar. 18, 2012 at Calgary, on the first shootout attempt of his NHL career
- Finished the 2011-12 season ranked fourth in the AHL in power play goals (13) and 11th in goals (29) and led Springfield (AHL) in goals, power play goals and shorthanded goals (2, tied), while ranking third in points (44)
- Was selected to play in the 2012 AHL All-Star Classic (had an assist while playing for the Eastern Conference)
- Made his professional debut at the end of the 2010-11 season, tallying 3-2-5 in five games with Springfield (AHL)
- Scored a goal in his first professional game with Springfield on Apr. 1, 2011 vs. Bridgeport

AMATEUR CAREER

- Played three seasons at Boston College from 2008-11, finishing with 31-21-52 in 117 games
- Led Hockey East in goals and points and was second in the nation in goals in 2010-11 with 31-21-52 in 39 games
- Was a finalist for the Hobey Baker Award, named Hockey East First-Team All-Star and Hockey East Tournament MVP in 2010-11
- Led the nation in goals (30), ranked third-T in points (53) and was sixth-T in power play goals (11), while helping Boston College win the NCAA Championship (scored two goals in the championship game) in 2009-10
- Was named the NCAA Northeast Regional Most Outstanding Player and selected for the NCAA All-Tournament Team in 2009-10
- His first collegiate goal was the game-winning goal on Oct. 10, 2008 vs. Wisconsin during his freshman season

INTERNATIONAL CAREER

- Represented the United States at the 2012 IIHF World Championships

PERSONAL

- Nickname is 'Atko'
- Began playing hockey at the age of two and idolized Hockey Hall of Famer Joe Sakic growing up
- Says he'd like to be a professional tennis player if he wasn't a hockey player
- Plays the drums and guitar, but would like to play the piano
- Started The Force Network Fund in 2015 to raise funds for military and first responder charitable organizations

CAREER TRANSACTIONS

- Signed a three-year contract extension with Columbus on Mar. 2, 2015
- Signed a two-year contract extension with the Blue Jackets on Apr. 26, 2013
- Signed a two-year, entry level contract with the Blue Jackets on Mar. 27, 2011
- Columbus' eighth pick, 157th overall, in the 2008 NHL Draft

SINGLE SEASON HIGHS

GP:	79, 2013-14
Goals:	22, 2014-15
Assists:	19, 2013-14
Points:	40 (2x), 2014-15
+/-:	9, 2012-13
PIM:	22, 2014-15
PPG:	7, 2014-15
SHG:	1 (2x), 2014-15
GWG:	7, 2014-15
Shots:	216, 2013-14
Shot %:	10.6, 2011-12
TOI:	16:59, 2014-15
Hits:	55 (2x), 2014-15
Blocked Shots:	39, 2014-15
Multi-point Games:	7 (2x), 2014-15
Multi-goal Games:	2 (4x), 2014-15
Multi-assist Games:	1 (3x), 2014-15

PENALTY SHOTS - 0

DATE	OPPONENT	GOALIE (RESULT)
------	----------	-----------------

HAT TRICKS - 2

DATE	OPPONENT	GOALIE (RESULT)
4/5/12	at COL	Varlamov (2, EN)
3/27/15	at CHI	Crawford (2, EN)

SHOOTOUTS

	G	S	S%	GDG
2014-15	2	7	28.6	1
CAREER	6	17	35.3	4

GAME HIGHS

Goals:	3 (2x), 3/27/15 at CHI
Assists:	2 (3x), 3/24/15 vs. ANA
Points:	4, 12/10/13 vs. NJD
PIM:	6, 12/16/13 vs. WPG
+/-:	3 (3x), 3/27/15 at CHI
Shots:	9 (2x), 11/8/14 vs. TBL
TOI:	21:19, 12/4/14 at FLA
Hits:	5, 12/13/14 vs. PIT
Blocked Shots:	4, 1/28/14 vs. OTT
Goal Streak:	3 (2x), 1/6-1/11/14 (3-1-4)
Assist Streak:	3, 4/3-4/6/14 (0-3-3)
Point Streak:	4 (2x), 10/9-10/17/14 (3-2-5)
GP Streak:	95, 2/21/13 - 3/6/14

CAREER STATS

Multi-goal Games:	8x, 3/27/15 at CHI (3-0-3)
Multi-assist Games:	3x, 3/24/15 vs. ANA (0-2-2)
Multi-point Games:	21x, 3/28/15 at STL (1-1-2)
Three-point Games:	4x, 3/27/15 at CHI (3-0-3)
Four points-plus Games:	1x, 12/10/13 vs. NJD (2-2-4)
Overtime Goals:	0

NHL/CBJ FIRSTS

Game:	10/7/11 vs. NSH
Goal:	10/10/11 vs. VAN
Assist:	2/26/12 at PIT



CAREER RECORD

REGULAR SEASON

PLAYOFFS

YEAR	TEAM	LEAGUE	GP	TOI	G	A	PTS	+/-	PIM	PP	SH	GW	S	S%	GP	G	A	PTS	PIM
2005-06	Avon Old Farms	USHS	25	n/a	15	20	35	n/a	16	n/a	n/a	n/a	n/a	n/a
2006-07	Avon Old Farms	USHS	27	n/a	28	24	52	n/a	12	n/a	n/a	n/a	n/a	n/a
2007-08	Avon Old Farms	USHS	28	n/a	26	37	63	n/a	10	n/a	n/a	n/a	n/a	n/a
2008-09	Boston College	H-EAST	36	n/a	7	12	19	-5	28	3	1	2	85	8.2
2009-10	Boston College	H-EAST	42	n/a	30	23	53	26	30	11	2	2	170	17.6
2010-11	Boston College	H-EAST	39	n/a	31	21	52	21	28	8	4	5	177	17.5
	Springfield	AHL	5	n/a	3	2	5	2	0	1	0	1	14	21.4
2011-12	Columbus	NHL	27	15:23	7	7	14	1	14	1	0	0	66	10.6
	Springfield	AHL	51	n/a	29	15	44	5	31	13	2	4	172	16.9
2012-13	Columbus	NHL	35	15:35	9	9	18	9	4	1	0	1	91	9.9	6	1	2	3	0
	Springfield	NHL	33	n/a	17	21	38	7	14	6	1	5	115	14.8
2013-14	Columbus	NHL	79	15:47	21	19	40	-4	18	4	1	5	216	9.7
2014-15	Columbus	NHL	78	16:59	22	18	40	-2	22	7	1	7	212	10.4
CBJ/NHL Totals			219	16:08	59	53	112	4	58	13	2	13	585	10.1	6	1	2	3	0
AHL Totals			89	...	49	38	87	14	45	20	3	10	301	16.3
NCAA Totals			117	...	68	56	124	42	86	22	7	9	432	15.7
USHS Totals			80	...	69	81	150	...	38



POSITION

GOALTENDER

CATCHES

LEFT

HEIGHT

6-2

WEIGHT

199

DOB

09/20/88

BIRTHPLACE

NOVOKUZNETSK, RUSSIA

VS. THE NHL

TEAM	GP	W-L-OT	SO	GA	GAA	SV%
ANA	9	4-5-0	0	26	2.88	.906
ARI	4	2-1-1	1	12	3.06	.908
BOS	5	0-2-2	0	11	2.36	.929
BUF	9	6-2-1	0	23	2.72	.908
CGY	7	4-1-2	0	16	2.22	.924
CAR	10	6-4-0	1	22	2.27	.926
CHI	6	3-2-1	0	14	2.46	.930
COL	6	3-1-1	0	14	2.40	.910
CBJ	0	0-0-0	0	0	0.00	.000
DAL	9	7-1-1	0	18	1.97	.937
DET	11	6-3-1	2	21	1.99	.939
EDM	7	4-3-0	0	18	2.88	.890
FLA	9	8-1-0	0	20	2.29	.931
LAK	6	1-4-1	0	15	2.51	.897
MIN	6	5-1-0	0	9	1.46	.947
MTL	8	5-3-0	0	21	2.65	.915
NSH	9	6-3-0	1	21	2.62	.917
NJD	8	4-3-1	0	25	3.34	.890
NYI	15	11-3-0	1	30	2.13	.933
NYR	12	3-6-2	0	32	2.73	.912
OTT	7	4-2-1	0	14	2.13	.927
PHI	4	3-1-0	1	8	1.99	.935
PIT	12	7-4-1	0	33	3.02	.905
SJS	7	4-1-2	1	18	2.53	.927
STL	5	2-3-0	0	10	2.39	.913
TBL	6	3-1-0	0	10	2.76	.900
TOR	9	7-2-0	2	16	1.78	.934
VAN	7	2-2-2	1	16	2.35	.931
WSH	10	4-2-3	0	30	3.17	.904
WPG	7	1-4-1	0	24	4.09	.873
TOT	230	125-71-24	11	547	2.51	.918

QUICK FACT

Bobrovsky is one of nine NHL goaltenders (Bishop, Crawford, Fleury, Lehtonen, Lundqvist, Niemi, Price and Rask) to record 30+ wins in each of the past two seasons.

SERGEI BOBROVSKY

SAIR-gay bawb-RAWF-skee

72

2014-15 SEASON

GP	W	L	OT	SA	GA	GAA	SV	SV%	SO	G	A	PIM	MIN
51	30	17	3	1,632	134	2.69	1,498	.918	2	0	2	4	2,994

- Became the first goaltender in club history to record 30 wins in back-to-back seasons
- Went 14-2-1 with a 2.39 GAA and a .927 SV% in 18 appearances to end the season after returning from a groin injury in early-March
- Turned aside all 35 shots for second shutout of season on Apr. 8 vs. Toronto (5-0 W)
- Set career and franchise single-month record with 10 victories in March (10-2-0)
- Named the NHL's Third Star of the Month for December after going 9-1-1 with a 2.13 GAA and .937 SV%
- Stopped 30 shots for first shutout of season on Dec. 16 at Detroit (1-0 SOW)
- Set personal and franchise records for saves in a game with 52 on Dec. 4 at Florida (4-3 SOW)
- Turned aside 36 shots for his 100th career NHL victory on Nov. 15 vs. San Jose (2-1 W)

- **Games lost to injury:** 23... **Most Saves:** 52 – Dec. 4 at Florida... **Most Shots Faced:** 55 – Dec. 4 at Florida

CAREER HIGHLIGHTS

- Recorded career highs in both shutouts (5) and wins (32), becoming the second Blue Jackets goalie to earn 30+ wins (Steve Mason; 2008-09) in a single season in 2013-14
- Logged 10,000th career NHL minute on Apr. 9, 2014 at Dallas
- Won Vezina Trophy as league's top goalie and named NHL First Team All-Star in 2012-13
- Set Blue Jackets single-season record for best GAA (2.00) and SV% (.932) in 2012-13
- Finished second in the NHL in GAA and fifth in SV%, seventh-T in wins (21) and sixth in shutouts (4) in 2012-13
- Earned his 50th career NHL victory in 100th career appearance on Mar. 10, 2013 at Detroit (21 saves, 3-2 W)
- Recorded first career NHL shutout on Mar. 9, 2013 vs. Detroit (30 saves, 3-0 W)
- Won his Blue Jackets debut, making 32 saves and stopping 5-of-6 in the shootout in a 3-2 victory on Jan. 19, 2013 at Nashville
- Set then career highs in saves (43) and shots against (47) in a 6-4 win for Philadelphia on Apr. 1, 2012 at Pittsburgh
- Ranked second among NHL rookies in wins (28) and games started (52), while ranking fifth in save percentage (.915) and goals-against average (2.59) in 2010-11
- Posted a 9-0-1 mark in 10-straight starts from Oct. 26-Nov. 15, 2010
- Won six-straight games and allowed two or fewer goals in each game from Nov. 11, 2010-Jan. 25, 2011
- Spent four seasons with Metallurg (Russia/KHL) from 2006-10

INTERNATIONAL CAREER

- Led Russia to a silver medal at the 2015 IIHF World Championships (6-3-0, 2.32 GAA, .906 SV%)
- Represented Russia at the 2014 IIHF World Championships (Gold) and 2014 Olympic Games (1-0-1, 1.15 GAA, .952 SV%)
- Represented Russia at the 2008 IIHF World Junior Championships (Bronze) and at the 2007 Canada-Russia Super Series

PERSONAL

- Nickname is "Bob"
- Began playing hockey at the age of seven
- His most memorable hockey moment was winning gold at the 2014 IIHF World Championships
- His favorite sport to play other than hockey is soccer and one of his favorite athletes is soccer star Lionel Messi
- Favorite NHL cities are New York and Chicago

CAREER TRANSACTIONS

- Signed a four-year contract extension with the Blue Jackets on Jan. 9, 2015
- Signed a two-year contract extension with the Blue Jackets on June 30, 2013
- Acquired by Columbus from Philadelphia in exchange for second and fourth round picks in the 2012 NHL Draft and a fourth round pick in the 2013 NHL Draft on June 22, 2012
- Signed by the Flyers as a free agent on May 6, 2010

SINGLE SEASON HIGHS

GP:	58, 2013-14
Wins:	32, 2013-14
Minutes:	3,299, 2013-14
Saves:	1,699, 2013-14
Save Percentage:	.932, 2012-13
Goals Against Average:	2.00, 2012-13
Shutouts:	5, 2013-14
Assists:	2 (2x), 2014-15
Penalty Minutes:	4, 2014-15

PENALTY SHOTS - 7

DATE	OPPONENT	GOALIE (RESULT)
10/30/10	vs. NYI	Nielsen (Goal)
1/23/11	at CHI	Hossa (Goal)
11/14/11	at CAR	Dwyer (Goal)
1/12/12	at NYI	Grabner (No Goal)
11/22/13	at VAN	Hansen (No Goal)
3/20/14	at MTL	Eller (No Goal)
1/19/15	at MIN	Parise (No Goal)

SHOOTOUTS

	SV	S	SV%	REC
2014-15	32	36	.889	7-1
CAREER	74	102	.725	18-12

GAME HIGHS

Saves:	52, 12/4/14 at FLA
Shots:	55, 12/4/14 at FLA
EV Saves:	43, 12/4/14 at FLA
PP Saves:	17, 12/11/14 at WSH
Assists:	1 (5x), 3/15/15 vs. CAR
PIM:	2 (4x), 3/28/15 at STL
Win Streak:	9, 11/29/13-1/23/14
Point Streak:	11 (2x), 3/19-4/10/15 (10-0-1)
GP Streak:	20, 3/31-10/19/13
GS Streak:	20, 3/31-10/19/13

NHL FIRSTS

Game:	10/7/10 at PIT
Win:	10/7/10 at PIT
Shutout:	3/9/13 vs. DET

CBJ FIRSTS

Game:	1/19/13 at NSH
Win:	1/19/13 at NSH
Shutout:	3/9/13 vs. DET



CAREER RECORD

REGULAR SEASON

PLAYOFFS

YEAR	TEAM	LEAGUE	GP	W	L	OT	SO	GA	SA	SV%	GAA	MIN	GP	W-L	SO	GA	SV%	GAA	MIN
2006-07	Metallurg	KHL	8	n/a	n/a	n/a	0	13	n/a	n/a	2.78	280
2007-08	Metallurg	KHL	24	n/a	n/a	n/a	1	57	n/a	n/a	2.97	1,153
2008-09	Metallurg	KHL	32	7	20	2	1	69	n/a	n/a	2.53	1,636
2009-10	Metallurg	KHL	35	9	22	3	1	89	n/a	n/a	2.72	1,964
2010-11	Philadelphia	NHL	54	28	13	8	0	130	1,527	.915	2.59	3,017	6	0-2	0	10	...	3.23	186
2011-12	Philadelphia	NHL	29	14	10	2	0	78	769	.899	3.02	1,550	1	0-0	0	5	...	8.11	37
2012-13	SKA	KHL	24	18	3	n/a	4	46	n/a	n/a	1.94	1,420
	Columbus	NHL	38	21	11	6	4	74	1,084	.932	2.00	2,219
2013-14	Columbus	NHL	58	32	20	5	5	131	1,699	.923	2.38	3,299	6	2-4	0	20	...	3.17	378
	Russia	Olympics	3	1	0	1	0	3	63	.952	1.15	157
2014-15	Columbus	NHL	51	30	17	3	2	134	1,632	.918	2.69	2,994
CBJ Totals			147	83	48	14	11	339	4,415	.923	2.39	8,513	6	2-4	0	20		3.17	378
NHL Totals			230	125	71	24	11	547	6,711	.918	2.51	13,080	13	2-6	0	35		3.50	601
KHL/Russia Totals			123	34	35	7	7	274	2.55	6,452



POSITION

RIGHT WING

SHOOTS

RIGHT

HEIGHT

6-3

WEIGHT

209

DOB

05/13/86

BIRTHPLACE

CHARLOTTE, NORTH CAROLINA

VS. THE NHL

TEAM	GP	G	A	PTS	PIM
ANA	21	0	0	0	84
ARI	22	3	1	4	50
BOS	11	0	0	0	32
BUF	9	1	2	3	34
CGY	24	3	0	3	66
CAR	9	1	1	2	7
CHI	29	1	2	3	62
COL	22	1	2	3	77
CBJ	0	0	0	0	0
DAL	24	1	0	1	79
DET	33	1	3	4	41
EDM	25	1	2	3	54
FLA	10	0	0	0	12
LAK	23	1	2	3	32
MIN	19	1	4	5	52
MTL	10	0	1	1	23
NSH	34	0	2	2	44
NJD	8	1	0	1	12
NYI	10	0	1	1	27
NYR	5	1	1	2	17
OTT	9	0	1	1	25
PHI	9	1	0	1	9
PIT	10	0	0	0	20
SJS	21	0	1	1	69
STL	31	4	2	6	107
TBL	9	0	0	0	2
TOR	7	0	0	0	11
VAN	24	1	3	4	29
WSH	13	2	2	4	33
WPG	7	1	0	1	24
TOTALS:	488	26	33	59	1134

QUICK FACT

Boll has led the Blue Jackets in penalty minutes in five of his eight seasons and finished among the top club's top three (second; 2010-11 & 2011-12 and third; 2013-14) in his other three campaigns.

JARED BOLL

JAIR-ehd BOWL

40

2014-15 SEASON

GP	G	A	PTS	+/-	PIM	PP	SH	GW	SHOTS	SPCT.	TOI	HITS	GVA	TKA	BKSHOTS
72	1	4	5	-13	109	0	0	0	28	3.6	7:16	131	7	5	17

- Led the Jackets in fighting majors and finished fourth in the NHL with 15, and led the club in penalty minutes
- Collected second two-game assist streak and fourth two-game point streak of his career from Feb. 6-7 (0-2-2)
- Recorded his 1,027th career penalty minute on Oct. 9 at Buffalo, becoming CBJ's all-time leader in penalty minutes (Jody Shelley; 1,025)
- Games lost to injury:** 0... **Multi-point (goal) games:** 0 (0)... **Most Points:** 1 (5x) – Feb. 13 vs. Philadelphia, most recent... **Most Goals:** 1 – Feb. 13 vs. Philadelphia... **Most Assists:** 1 (4x) – Feb. 7 at Ottawa, most recent... **Most PIM:** 10 – Oct. 28 vs. Ottawa... **Most Shots:** 3 – Oct. 28 vs. Ottawa... **TOI:** 14:24 – Oct. 26 at Los Angeles

CAREER HIGHLIGHTS

- Skated in his 400th career NHL game on Nov. 5, 2013 vs. Ottawa, becoming the fourth player to reach the mark for Columbus
- Led the Blue Jackets in fighting majors (8) and finished third on the club in penalty minutes (62) in 2013-14
- Finished in the Top 10 in the NHL in fighting majors in each of his first six seasons in the league: 2012-13, 12 (fifth-T); 2011-12, 18 (fourth-T); 2010-11, 24 (third); 2009-10, 21 (sixth-T); 2008-09, 24 (second); 2007-08, 28 (first)
- Spent his fifth season with Columbus in 2011-12 and ranked second on the club in penalty minutes (126)
- Played in the 300th game of his NHL career on Nov. 27, 2011 vs. St. Louis
- Was second on the club and ranked seventh in the NHL in penalty minutes in 2010-11 with 182 PIM
- Was unsuccessful on a penalty shot on Nov. 26, 2010 vs. Detroit (Jimmy Howard)
- Led the Blue Jackets in penalty minutes (149) for the third-straight season in 2009-10 and ranked 15th in the NHL
- Had a Gordie Howe hat trick with a goal, assist and two fights on Nov. 23, 2009 at NY Rangers
- Played in the 200th game of his NHL career on Jan. 26, 2010 vs. Nashville
- Led the team and ranked fifth in the NHL in penalty minutes (180) in 2008-09
- Played in the 100th game of his NHL career on Dec. 17, 2008 vs. San Jose
- Finished second in the NHL in penalty minutes (226) during his rookie NHL season in 2007-08

AMATEUR CAREER

- Played two seasons with Plymouth (OHL) from 2005-07 after spending two seasons with Lincoln (USHL) from 2003-05
- Served as an alternate captain, was named Whalers' Labatt Blue Collar Player of the Year and the team's Overage Player of the Year along with Steve Ward in 2006-07
- Helped the Whalers win the 2006-07 OHL Championship
- Led the USHL in penalty minutes in 2003-04 (176 PIM) and 2004-05 (294 PIM)

PERSONAL

- Nickname is "Boller"
- Was born in Charlotte, North Carolina, but grew up in suburban Chicago
- Began playing hockey at the age of five and idolized Steve Yzerman growing up
- The talent he'd most like to have is the ability to play guitar
- Winning the 2007 OHL championship is his most memorable hockey moment

CAREER TRANSACTIONS

- Signed a three-year contract extension with the Blue Jackets on Sept. 13, 2013
- Signed a two-year contract extension with the Blue Jackets on July 1, 2012
- Signed a two-year contract extension with the Blue Jackets on July 13, 2010
- Signed a three-year, entry level contract with the Blue Jackets on April 7, 2007
- Columbus' fourth pick, 101st overall, in the 2005 NHL Draft

SINGLE SEASON HIGHS

GP:	75 (2x), 2008-09
Goals:	7, 2010-11
Assists:	10, 2008-09
Points:	14, 2008-09
+/-:	1, 2012-13
PIM:	226, 2007-08
PPG:	1, 2008-09
SHG:	0
GWG:	3, 2007-08
Shots:	73, 2008-09
Shot %:	10.6, 2010-11
TOI:	8:53, 2008-09
Hits:	153, 2008-09
Blocked Shots:	18, 2010-11
Multi-point Games:	1 (4x), 2012-13
Multi-goal Games:	0
Multi-assist Games:	1, 2007-08

PENALTY SHOTS - 1

DATE	OPPONENT	GOALIE (RESULT)
11/26/10	vs. DET	Howard (No Goal)

HAT TRICKS - 0

DATE	OPPONENT	GOALIE (RESULT)
------	----------	-----------------

SHOOTOUTS

	G	S	S%	GDG
2014-15	0	0	0.0	0
CAREER	0	0	0.0	0

GAME HIGHS


Goals:	1 (26x), 2/13/15 vs. PHI
Assists:	2, 1/3/08 at LAK
Points:	2 (4x), 2/16/13 at PHX
PIM:	22 (2x), 12/3/10 at BUF
+/-:	3, 11/23/09 at NYR
Shots:	4 (4x), 11/26/10 vs. DET
TOI:	15:14, 3/11/10 vs. WPG
Hits:	7 (3x), 1/5/12 at SJS
Blocked Shots:	2 (8x), 1/17/15 at BOS
Goal Streak:	1 (26x), 2/13/15 vs. PHI
Assist Streak:	2 (2x), 2/6-2/7/15 (0-2-2)
Point Streak:	2 (4x), 2/6-2/7/15 (0-2-2)
GP Streak:	63, 10/28/10-3/23/11

CAREER STATS

Multi-goal Games:	0
Multi-assist Games:	1x, 1/3/08 at LAK (0-2-2)
Multi-point Games:	4x, 2/16/13 at PHX (1-1-2)
Three-point Games:	0
Four points-plus Games:	0
Overtime Goals:	0

NHL/CBJ FIRSTS

Game:	10/5/07 vs. ANA
Goal:	10/10/07 vs. PHX
Assist:	1/3/08 at LAK



CAREER RECORD

REGULAR SEASON


PLAYOFFS

YEAR	TEAM	LEAGUE	GP	TOI	G	A	PTS	+/-	PIM	PP	SH	GW	S	S%	GP	G	A	PTS	PIM
2003-04	Lincoln	USHL	57	n/a	6	8	14	-12	176	0	0	1	91	6.6
2004-05	Lincoln	USHL	59	n/a	23	24	47	0	294	9	0	4	173	11.6	4	1	3	4	25
2005-06	Plymouth	OHL	65	n/a	19	22	41	-7	205	10	0	4	n/a	n/a	13	2	4	6	21
2006-07	Plymouth	OHL	66	n/a	28	27	55	23	198	8	0	6	n/a	n/a	20	6	4	10	66
2007-08	Columbus	NHL	75	8:00	5	5	10	-4	226	0	0	3	63	7.9
2008-09	Columbus	NHL	75	8:53	4	10	14	-6	180	1	0	0	73	5.5	1	0	0	0	0
2009-10	Columbus	NHL	68	7:12	4	3	7	-8	149	0	0	0	56	7.1
2010-11	Columbus	NHL	73	7:40	7	5	12	-2	182	0	0	2	66	10.6
2011-12	Columbus	NHL	54	8:07	2	1	3	-8	126	0	0	0	35	5.7
2012-13	Turun Toverit	Finland	5	n/a	2	1	3	1	31	n/a	n/a	n/a	n/a	n/a
	Columbus	NHL	43	8:05	2	4	6	1	100	0	0	0	19	10.5
2013-14	Columbus	NHL	28	7:37	1	1	2	-6	62	0	0	0	12	8.3	2	0	0	0	0
2014-15	Columbus	NHL	72	7:16	1	4	5	-13	109	0	0	0	28	3.6
CBJ/NHL Totals			488	7:52	26	33	59	-46	1,134	1	0	5	352	7.4	3	0	0	0	0
OHL Totals			131	...	47	49	96	16	403	18	0	10	33	8	8	16	87
USHL Totals			116	...	29	32	61	-12	470	9	0	5	264	11.0	4	1	3	4	25

RENE BOURQUE

reh-NAY BOHRK

18



POSITION

RIGHT WING

SHOOTS

LEFT

HEIGHT

6-2

WEIGHT

217

DOB

12/10/81

BIRTHPLACE

LAC LA BICHE, ALBERTA

VS. THE NHL

TEAM	GP	G	A	PTS	PIM
ANA	22	6	1	7	12
ARI	23	5	9	14	12
BOS	10	0	1	1	8
BUF	12	3	4	7	6
CGY	16	4	5	9	8
CAR	13	3	4	7	8
CHI	19	6	4	10	27
COL	34	13	12	25	29
CBJ	35	8	12	20	16
DAL	23	7	5	12	20
DET	39	7	4	11	14
EDM	32	10	12	22	34
FLA	12	5	0	5	10
LAK	21	6	7	13	28
MIN	28	5	12	17	29
MTL	10	6	3	9	12
NSH	35	7	8	15	18
NJD	10	2	4	6	8
NYI	11	1	1	2	0
NYR	13	3	0	3	6
OTT	17	4	1	5	28
PHI	11	2	2	4	12
PIT	9	3	2	5	10
SJS	25	4	5	9	27
STL	34	7	10	17	18
TBL	14	2	3	5	4
TOR	22	4	2	6	24
VAN	34	8	5	13	28
WSH	16	3	4	7	32
WPG	11	4	0	4	2
TOTALS:	611	148	142	290	490

QUICK FACT

Bourque averaged 23.3 goals per campaign over four seasons from 2008-12, including three 20-goal seasons.

2014-15 SEASON

GP	G	A	PTS	+/-	PIM	PP	SH	GW	SHOTS	SPCT.	TOI	HITS	GVA	TKA	BKSHOTS
51	6	8	14	-15	22	2	0	1	85	7.1	12:38	71	13	6	11

- Scored two goals, including the overtime game-winner, on Mar. 21 at Calgary
- Had four shots in his Blue Jackets debut on Mar. 7 vs. Colorado and scored his first goal one game later on Mar. 10 at Carolina (Cam Ward)
- Appeared in his 600th career NHL game on Feb. 10 at Florida, while playing for Anaheim
- Posted 2-6-8 in 30 games with Anaheim after being acquired from Montreal

• **Games lost to injury:** 10... **Multi-point (goal) games:** 2 (1)... **Most Points:** 2 (2x) – Mar. 21 at Calgary, most recent... **Most Goals:** 2 – Mar. 21 at Calgary... **Most Assists:** 2 – Dec. 12 at Edmonton... **Most PIM:** 2 (11x) – Mar. 21 at Calgary, most recent... **Most Shots:** 8 – Mar. 19 at Vancouver... **TOI:** 18:46 – Mar. 13 vs. Edmonton

CAREER HIGHLIGHTS

- Led Montreal during the 2014 Stanley Cup Playoffs in goals (8) and hits (52, tied)
- Played in his 100th career game with the Canadiens on Jan. 16, 2014 at Ottawa
- Scored two goals and earned the Second Star on Feb. 2, 2013 vs. Buffalo
- Collected career-highs in goals (27, tied) and games (80), while leading Calgary in game-winning goals (6, tied) in 2010-11
- Registered his third career hat trick and tied his career-high with four points on Oct. 22, 2010 at Columbus
- Set career highs in goals, assists, points, plus/minus and penalty minutes with 27-31-58, +7 and 88 PIM with Calgary in 2009-10
- Notched his second career hat trick on Dec. 28, 2009 at Edmonton
- Had a five-game point streak from Nov. 7-17, 2009 (2-3-5)
- Recorded his first career hat trick on Dec. 27, 2008 vs. Ottawa
- Set a career-high in penalty minutes (19) on Oct. 21, 2008 vs. Washington
- Tied a Blackhawks franchise record by scoring two shorthanded goals in a game on Nov. 17, 2007 at Detroit and Feb. 28, 2008 at Dallas
- Produced a career-high three assists on Mar. 10, 2007 at Phoenix
- Scored his first career goal on the power play in his NHL debut on Oct. 5, 2005 vs. Anaheim (Jean-Sébastien Giguère)
- Was named the AHL's Outstanding Rookie after scoring a team-high and Norfolk record 33 goals, team highs in assists (27) and points (60) in 2004-05
- Named to the Canadian Team 2005 AHL All-Star Classic and won the Hardest Shot contest (99.8 mph) at the AHL AllStar Skills Competition

AMATEUR CAREER

- Posted 57-40-97 with 172 penalty minutes in 152 games at the University of Wisconsin from 2000-04, reaching double figures in goals in all four seasons

INTERNATIONAL CAREER

- Competed at the 2010 IIHF World Championship for Canada, recording 1-1-2 in seven games

PERSONAL

- Nickname is "Bourqy"
- Started playing hockey at the age of four and grew up idolizing Hockey Hall of Famers Mark Messier and Joe Sakic
- A new father, his favorite activity is hanging out with his son, Bennett
- Would most like to have dinner with Dwayne Johnson (The Rock)
- Climbing Mt. Everest is on his bucket list

CAREER TRANSACTIONS

- Acquired by Columbus from Anaheim with William Karlsson and a second round pick in the 2015 NHL Draft in exchange for James Wisniewski and a third round pick in the 2015 NHL Draft on March 2, 2015
- Acquired by Anaheim from Montreal in exchange for Bryan Allen on Nov. 20, 2014
- Acquired by Montreal with Patrick Holland and a second round pick in the 2013 NHL Draft from Calgary in exchange for Mike Cammalleri, Karri Ramo and a fifth round pick in the 2012 NHL Draft on Jan. 12, 2012
- Signed a six-year contract with the Flames on Feb. 25, 2010
- Signed a two-year contract with the Flames on July 3, 2008
- Acquired by Calgary from Chicago for a second round pick in the 2010 NHL Draft on July 1, 2008
- Signed a two-year contract extension with the Blackhawks on July 13, 2006
- Signed a two-year contract as a free agent with the Blackhawks on July 29, 2004

SINGLE SEASON HIGHS

GP:	80, 2010-11
Goals:	27, (2x) 2010-11
Assists:	31, 2009-10
Points:	58, 2009-10
+/-:	18, 2008-09
PIM:	88, 2009-10
PPG:	6, (2x) 2010-11
SHG:	5, 2007-08
GWG:	6, 2010-11
Shots:	218, 2010-11
Shot %:	14.1, 2008-09
TOI:	18:19, 2009-10
Hits:	111, 2005-06
Blocked Shots:	44, 2009-10
Multi-point Games:	12 (2x), 2010-11
Multi-goal Games:	4, 2010-11
Multi-assist Games:	5 (2x), 2010-11

PENALTY SHOTS - 0

DATE	OPPONENT	GOALIE (RESULT)
------	----------	-----------------

HAT TRICKS - 3

DATE	OPPONENT	GOALIE (RESULT)
12/27/08	vs. OTT	Auld (3)
12/28/09	at EDM	Deslauriers (3)
10/22/10	at CBJ	Mason (3)

SHOOTOUTS

	G	S	S%	GDG
2014-15	0	0	0	0
CAREER	8	26	30.8	3

GAME HIGHS

Goals:	3 (3x), 10/22/10 at CBJ
Assists:	3 (2x), 3/7/10 at MIN
Points:	4 (2x), 10/22/10 at CBJ
PIM:	19, 10/21/08 vs. WSH
+/-:	3 (7x), 10/22/10 at CBJ
Shots:	11, 2/20/11 vs. MTL
TOI:	24:24, 3/21/11 at LAK
Hits:	6 (3x), 3/10/15 at CAR
Blocked Shots:	5, 1/30/10 vs. EDM
Goal Streak:	3 (3x), 1/8-1/11/10 (3-0-3)
Assist Streak:	4, 1/3-1/8/09 (1-5-6)
Point Streak:	6 (2x), 2/9-2/19/09 (4-4-8)
GP Streak:	107, 10/19/10-12/10/11

CAREER STATS

Multi-goal Games:	17x, 3/21/15 at CGY (2-0-2)
Multi-assist Games:	23x, 12/12/14 at EDM (0-2-2)
Multi-point Games:	64x, 3/21/15 at CGY (2-0-2)
Three-point Games:	11x, 12/7/10 vs. TBL (1-2-3)
Four points-plus Games:	2x, 10/22/10 at CBJ (3-1-4)
Overtime Goals:	3x, 3/21/15 at CGY (4:01)

NHL FIRSTS

Game:	10/5/05 vs. ANA
Goal:	10/5/05 vs. ANA
Assist:	10/23/05 vs. MIN

CBJ FIRSTS

Game:	3/7/15 vs. COL
Goal:	3/10/15 at CAR
Assist:	n/a



CAREER RECORD

REGULAR SEASON

PLAYOFFS

YEAR	TEAM	LEAGUE	GP	TOI	G	A	PTS	+/-	PIM	PP	SH	GW	S	S%	GP	G	A	PTS	PIM
2000-01	Wisconsin	WCHA	32	n/a	10	5	15	6	18	0	0	1	47	21.3
2001-02	Wisconsin	WCHA	38	n/a	12	7	19	-2	26	1	0	2	94	12.8
2002-03	Wisconsin	WCHA	40	n/a	19	8	27	-9	54	7	1	4	162	11.7
2003-04	Wisconsin	WCHA	42	n/a	16	20	36	13	74	1	0	3	153	10.5
2004-05	Norfolk	AHL	78	n/a	33	27	60	-3	105	10	1	8	225	14.7	6	1	0	1	8
2005-06	Chicago	NHL	77	15:20	16	18	34	3	56	4	0	2	180	8.9
2006-07	Chicago	NHL	44	16:01	7	10	17	-4	38	2	1	1	82	8.5
	Norfolk	AHL	1	n/a	0	0	0	-1	0	0	0	0	1	0.0
2007-08	Chicago	NHL	62	15:16	10	14	24	6	42	0	5	2	103	9.7
2008-09	Calgary	NHL	58	16:05	21	19	40	18	70	0	1	0	149	14.1	5	1	0	1	22
2009-10	Calgary	NHL	73	18:19	27	31	58	7	88	6	4	5	215	12.6
2010-11	Calgary	NHL	80	17:45	27	23	50	-17	42	6	1	6	218	12.4
2011-12	Calgary	NHL	38	17:10	13	3	16	-3	41	3	0	1	91	14.3
	Montreal	NHL	38	18:29	5	3	8	-16	27	0	1	0	67	7.5
2012-13	Montreal	NHL	27	16:19	7	6	13	-1	32	2	0	1	63	11.1	5	2	1	3	10
2013-14	Montreal	NHL	63	14:11	9	7	16	-1	32	3	0	2	118	7.6	17	8	3	11	27
2014-15	Montreal	NHL	13	12:20	0	2	2	-9	6	0	0	0	18	0.0
	Hamilton	AHL	4	n/a	2	2	4	2	4	1	0	0	17	11.8
	Anaheim	NHL	30	12:07	2	6	8	-4	12	1	0	0	44	4.5
	Columbus	NHL	8	14:59	4	0	4	-2	4	1	0	1	23	17.4
CBJ Totals			8	14:59	4	0	4	-2	4	1	0	1	23	17.4
NHL Totals			611	16:08	148	142	290	-23	490	28	13	21	1,371	10.8	27	11	4	15	59
AHL Totals			83	...	35	29	64	-2	109	11	1	8	243	14.4	6	1	0	1	8
NCAA Totals			152	...	57	40	97	8	172	9	1	10	456	12.5



MATT CALVERT

MAT CAL-vuhrt

11

2014-15 SEASON

GP	G	A	PTS	+/-	PIM	PP	SH	GW	SHOTS	SPCT.	TOI	HITS	GVA	TKA	BKSHOTS
56	13	10	23	1	28	0	0	3	93	14.0	15:59	92	19	26	20

- Registered career highs in goals (13), game-winners (3) and shots (93), tied career high in games played (56)
- Finished the season with 7-4-11 in his last 18 appearances
- Skated in his 200th career NHL game on Feb. 22 at NY Rangers
- Recorded points in three straight games from Feb. 14-19 (2-2-4)

- **Games lost to injury:** 25... **Multi-point (goal) games:** 5 (2)... **Most Points:** 2 (5x) – Apr. 10 vs. Buffalo, most recent... **Most Goals:** 2 (2x) – Feb. 17 at Philadelphia, most recent... **Most Assists:** 1 (10x) – Apr. 10 vs. Buffalo, most recent... **Most PIM:** 5 (2x) – Feb. 21 at Montreal, most recent... **Most Shots:** 7 – Feb. 7 at Ottawa... **TOI:** 21:33 – Dec. 27 vs. Boston

CAREER HIGHLIGHTS

- Registered career highs in assists (15), points (24), penalty minutes (53) and TOI/game (16:06) in 2013-14
- Skated in his 100th career NHL game on Oct. 10, 2013 at Buffalo
- Finished second on Columbus in shooting pct. (14.3) and fifth-T in goals (9) in 2012-13
- Scored his first career shootout marker (also the game-deciding goal) on Mar. 10, 2013 at Detroit
- Scored his first career overtime goal on Mar. 7, 2013 vs. Vancouver
- Began his second pro season with Columbus before playing the last 56 games with Springfield (AHL) in 2011-12
- Played his first professional season with Columbus and Springfield in 2010-11
- Ranked third-T on the Blue Jackets in plus/minus rating (+3) and fifth-T in power play goals (3) in 2010-11
- Became the first player to score at least 11 goals in his first 25 NHL games since Pittsburgh's Evgeni Malkin scored 15 goals in his first 25 in the fall of 2006
- Was named the NHL's Third Star of the Week for the week ending Feb. 27, 2011 (5-1-6, 3 GP)
- Became the second Blue Jackets rookie to register a hat trick with three goals (and added an assist), including the first game-winning goal of his NHL career, on Feb. 25, 2011 vs. Phoenix (Ilya Bryzgalov)
- Was unsuccessful on the first penalty shot attempt of his NHL career on Mar. 4, 2011 at Calgary (Miikka Kiprusoff)

AMATEUR CAREER

- Played three seasons with Brandon (WHL) from 2007-10
- Led WHL in shorthanded goals (9), was second in game-winning goals (10), third-T in goals (47) and fourth-T in points (99) in 2009-10
- Led the Wheat Kings in playoff goals (9), ranked second in points (16) and was named to the Memorial Cup All-Star Team in 2009-10
- Tallied three shorthanded goals for his third hat trick of the season on Apr. 20, 2010 vs. Calgary
- Led Brandon in power play goals (12) and was second in plus/minus rating (+10) in 2008-09
- Led the club in playoff goals (9), while ranking third in points (17) and penalty minutes (22, tied) in 2008-09
- Led the Wheat Kings in plus/minus rating, while ranking fourth in goals, and second in assists and points with 24-40-62, +26 in 72 games in 2007-08
- Led the team and ranked seventh-T in the WHL in shorthanded goals (3), while ranking fourth among WHL rookies in points in 2007-08

PERSONAL

- Nickname is "Calvs" or "Shooter"
- Began playing hockey at the age of five and idolized Martin St. Louis growing up
- Would be a carpenter if he wasn't a hockey player
- Would like Bradley Cooper to play him in a movie about his life
- His favorite activities away from the rink include golf, fishing and pontooning

CAREER TRANSACTIONS

- Signed a three-year contract extension with the Blue Jackets on July 9, 2015
- Signed a two-year contract extension with Columbus on Apr. 23, 2013
- Signed a three-year, entry level contract with the Blue Jackets on Mar. 18, 2010
- Columbus' fifth pick, 127th overall, in the 2008 NHL Draft

POSITION

LEFT WING

SHOOTS

LEFT

HEIGHT

5-11

WEIGHT

192

DOB

12/24/89

BIRTHPLACE

BRANDON, MANITOBA

VS. THE NHL

TEAM	GP	G	A	PTS	PIM
ANA	8	1	1	2	6
ARI	8	4	1	5	2
BOS	5	3	1	4	2
BUF	7	3	2	5	0
CGY	6	3	1	4	2
CAR	7	1	1	2	0
CHI	12	2	2	4	11
COL	8	0	1	1	2
CBJ	0	0	0	0	0
DAL	9	1	1	2	2
DET	11	1	4	5	2
EDM	6	1	3	4	17
FLA	8	2	2	4	4
LAK	9	1	0	1	4
MIN	9	0	2	2	10
MTL	4	0	0	0	9
NSH	13	3	2	5	2
NJD	4	1	0	1	4
NYI	7	0	1	1	2
NYR	6	2	0	2	7
OTT	3	0	2	2	2
PHI	9	4	1	5	6
PIT	6	3	1	4	2
SJS	6	1	3	4	6
STL	9	3	2	5	14
TBL	5	0	1	1	2
TOR	5	0	3	3	5
VAN	8	2	0	2	0
WSH	6	0	5	5	11
WPG	5	0	1	1	5
TOTALS:	209	42	44	86	141

QUICK FACT

Calvert notched a natural shorthanded hat trick vs. the Calgary Hitmen in the 2010 WHL Eastern Conference Finals, becoming the first player in WHL history to record that feat in a single period in the playoffs.

SINGLE SEASON HIGHS

GP:	56, (2x) 2014-15
Goals:	13, 2014-15
Assists:	15, 2013-14
Points:	24, 2013-14
+/-:	3, 2010-11
PIM:	53, 2013-14
PPG:	3, 2010-11
SHG:	1, 2012-13
GWG:	3, 2014-15
Shots:	93, 2014-15
Shot %:	22.0, 2010-11
TOI:	16:06, 2013-14
Hits:	111, 2013-14
Blocked Shots:	29, 2013-14
Multi-point Games:	5, 2014-15
Multi-goal Games:	2, 2014-15
Multi-assist Games:	1 (3x), 2013-14

PENALTY SHOTS - 1

DATE	OPPONENT	GOALIE (RESULT)
3/4/11	at CGY	Kiprusoff (No Goal)

HAT TRICKS - 1

DATE	OPPONENT	GOALIE (RESULT)
2/25/11	vs. PHX	Bryzgalov (3)

SHOOTOUTS

	G	S	S%	GDG
2014-15	0	3	0.0	0
CAREER	1	10	10.0	1

GAME HIGHS

Goals:	3, 2/25/11 vs. PHX
Assists:	2 (3x), 11/29/13 vs. EDM
Points:	4, 2/25/11 vs. PHX
PIM:	15, 3/5/13 vs. EDM
+/-:	2 (10x), 2/17/15 at PHI
Shots:	7 (2x), 2/7/15 at OTT
TOI:	21:33, 12/27/14 vs. BOS
Hits:	7 (2x), 11/25/13 at TOR
Blocked Shots:	2 (11x), 4/4/15 vs. PIT
Goal Streak:	4, 2/18-2/27/11 (6-2-8)
Assist Streak:	3, 3/11-3/15/14 (0-3-3)
Point Streak:	4, 2/18-2/27/11 (6-2-8)
GP Streak:	47, 1/7/11-10/15/11

CAREER STATS

Multi-goal Games:	3x, 2/17/15 at PHI (2-0-2)
Multi-assist Games:	3x, 11/29/13 vs. EDM (0-2-2)
Multi-point Games:	13x, 4/10/15 vs. BUF (1-1-2)
Three-point Games:	0
Four points-plus Games:	1x, 2/25/11 vs. PHX (3-1-4)
Overtime Goals:	1x, 3/7/13 vs. VAN (4:03)

NHL/CBJ FIRSTS

Game:	1/7/11 at ANA
Goal:	1/8/11 at LAK
Assist:	1/22/11 at STL



CAREER RECORD

REGULAR SEASON

PLAYOFFS

YEAR	TEAM	LEAGUE	GP	TOI	G	A	PTS	+/-	PIM	PP	SH	GW	S	S%	GP	G	A	PTS	PIM
2007-08	Brandon	WHL	72	n/a	24	40	64	26	53	3	3	2	n/a	n/a	6	1	2	3	2
2008-09	Brandon	WHL	58	n/a	28	39	67	10	58	12	3	4	n/a	n/a	12	9	8	17	22
2009-10	Brandon	WHL	68	n/a	47	52	99	47	70	10	9	10	n/a	n/a	15	9	7	16	15
2010-11	Columbus	NHL	42	11:05	11	9	20	3	12	3	0	1	50	22.0
	Springfield	AHL	38	n/a	13	12	25	-3	12	4	2	1	80	16.2
2011-12	Columbus	NHL	13	9:07	0	3	3	-5	16	0	0	0	4	0.0
	Springfield	AHL	56	n/a	17	19	36	-2	52	5	1	0	132	12.9
2012-13	Columbus	NHL	42	14:10	9	7	16	-9	32	0	1	2	63	14.3
	Springfield	AHL	34	n/a	10	11	21	11	39	4	1	1	76	13.2
2013-14	Columbus	NHL	56	16:06	9	15	24	-1	53	2	0	1	90	10.0	6	2	2	4	4
2014-15	Columbus	NHL	56	15:59	13	10	23	1	28	0	0	3	93	14.0
CBJ/NHL Totals			209	14:15	42	44	86	-11	141	5	1	7	300	14.0	6	2	2	4	4
AHL Totals			128	...	40	42	82	6	103	13	4	2	288	13.9
WHL Totals			198	...	99	131	230	83	181	25	15	16	33	19	17	36	39



POSITION

CENTER

SHOOTS

LEFT

HEIGHT

6-0

WEIGHT

197

DOB

12/17/83

BIRTHPLACE

LONDON, ONTARIO

VS. THE NHL

TEAM	GP	G	A	PTS	PIM
ANA	10	0	1	1	13
ARI	9	0	1	1	16
BOS	17	0	3	3	13
BUF	43	5	6	11	47
CGY	8	0	0	0	2
CAR	51	4	5	9	33
CHI	11	1	1	2	9
COL	10	0	2	2	19
CBJ	12	0	4	4	7
DAL	11	1	1	2	18
DET	14	1	1	2	6
EDM	10	1	0	1	9
FLA	19	1	3	4	7
LAK	11	1	2	3	10
MIN	10	0	3	3	9
MTL	41	5	1	6	46
NSH	9	0	1	1	2
NJD	33	4	5	9	24
NYI	36	6	5	11	13
NYR	34	5	6	11	63
OTT	42	1	7	8	25
PHI	34	4	3	7	57
PIT	33	3	9	12	32
SJS	10	2	1	3	6
STL	10	2	2	4	2
TBL	48	3	10	13	44
TOR	39	9	9	18	27
VAN	9	1	0	1	16
WSH	50	5	5	10	26
WPG	47	3	11	14	17
TOTALS:	721	68	108	176	618

QUICK FACT

Campbell, who helped Boston hoist the Stanley Cup in 2011, has played in at least 70 games in six of his last seven seasons (plus all 48 games in the 2012-13 season).

GREGORY CAMPBELL

GREH-goh-ree KAM-buhl

9

2014-15 SEASON

GP	G	A	PTS	+/-	PIM	PP	SH	GW	SHOTS	SPCT.	TOI	HITS	GVA	TKA	BKSHOTS
70	6	6	12	1	45	0	1	2	64	9.4	12:08	119	12	13	41

- Finished third on the Bruins in face-off wins (339), second in face-off percentage (53.6%), fourth in short-handed TOI among forwards (1:31) and sixth in hits (119)
- Skated in his 700th career NHL game on Feb. 10 vs. Dallas
- Games lost to injury:** 3... **Multi-point (goal) games:** 0 (0)... **Most Points:** 1 (12x) – Mar. 22 at Tampa Bay, most recent... **Most Goals:** 1 (6x) – Feb. 22 at Chicago, most recent... **Most Assists:** 1 (6x) – Mar. 22 at Tampa Bay, most recent... **Most PIM:** 7 – Nov. 13 at Montreal... **Most Shots:** 4 – Nov. 12 at Toronto... **TOI:** 17:26 – Nov. 24 vs. Pittsburgh

CAREER HIGHLIGHTS

- Played in all 82 games for first time in NHL career in 2013-14
- Matched his career high with a two-goal effort on Mar. 2, 2014 at NY Rangers
- Recorded his 100th NHL assist on Mar. 15, 2014 vs. Carolina
- Tied his career-best assist streak with a three-game streak from Jan. 4-9, 2014 (0-3-3)
- Played in his 600th NHL game on Dec. 10, 2013 at Calgary
- Had a three-game post-season point streak from May 25-June 3, 2013 (2-2-4)
- Played in his 200th game as a Bruin on Apr. 17, 2013 vs. Buffalo
- Posted multi-point efforts in two-straight games on Apr. 8 (0-2-2) and Apr. 10, 2013 (2-0-2)
- Played in his 500th NHL game on Feb. 25, 2012 at Ottawa
- Tallied his first "Gordie Howe Hat Trick" with a goal, assist and fight on Jan. 19, 2012 at New Jersey
- Helped Boston capture the 2011 Stanley Cup with 1-3-4 in 25 playoff games, while playing in his first NHL post-season
- Matched his career season-high in goals (13) in 2010-11
- Scored one of only two 3-on-5 shorthanded goals in the NHL in a two-goal effort on Mar. 24, 2011 vs. Montreal
- Skated in his 400th NHL game on Jan. 6, 2011 vs. Minnesota
- Led the Panthers in hits with 158 in 2009-10
- Established career season-highs in goals, assists and points with 13-19-32 in 2008-09 and led Florida in hits (202)
- Played in his 300th NHL game on Apr. 5, 2009 vs. Pittsburgh
- Tallied career-high three-point nights on Nov. 12, 2008 vs. Tampa Bay (2-1-3) and Jan. 10, 2009 vs. Atlanta (0-3-3)
- Had a four-game point streak from Nov. 28-Dec. 4, 2008 (3-3-6)
- Played in his 200th NHL game on Feb. 5, 2008 at Toronto
- Notched his first career two-goal effort, including first career game-winning goal, on Oct. 24, 2007 vs. Philadelphia
- Played in his 100th NHL game on Dec. 14, 2006 at Buffalo
- Spent most of the 2005-06 season in Florida, recording 3-6-9 totals in 64 games
- Scored his first NHL point with a goal on Nov. 15, 2005 at Montreal and recorded his first NHL assist on Nov. 25, 2005 vs. Pittsburgh
- Spent most of his first pro season with Florida's AHL affiliate in San Antonio, tallying 13-16-29 in 76 games in 2003-04

AMATEUR CAREER

- Recorded 42-81-123 and 261 penalty minutes in 185 games in three seasons with Plymouth and Kitchener (OHL) from 2000-03
- Won a Memorial Cup championship with Kitchener in 2003 and was named to the All-Tournament Team as the tournament's leading scorer (1-6-7)

INTERNATIONAL CAREER

- Helped Canada capture a silver medal at the 2003 IIHF World Junior Championships, tallying 1-1-2 and 4 PIM in six games

PERSONAL

- Nickname is "Soupy"
- Began playing hockey at the age of four and idolized Steve Yzerman and Adam Graves growing up
- He and his wife, Katie, had their first child, Finn, in August
- His favorite NHL city is New York and his favorite vacation destination is Europe
- His favorite movie is *Good Will Hunting* and his favorite TV show is *Narcos*

CAREER TRANSACTIONS

- Signed to a two-year contract with Columbus on July 1, 2015
- Signed a three-year contract extension with Boston on June 11, 2012
- Signed a two-year contract extension with the Bruins on July 15, 2010
- Acquired by Boston with Nathan Horton from Florida in exchange for Dennis Wideman, a first round pick in the 2010 NHL Draft and a third round pick in the 2011 NHL Draft on June 22, 2010
- Signed a two-year contract extension with the Panthers on June 26, 2008
- Signed a two-year contract extension with Florida on July 13, 2006
- Signed a three-year, entry level contract with the Panthers on Mar. 27, 2003
- Florida's third pick, 67th overall, in the 2002 NHL Draft

SINGLE SEASON HIGHS

GP:	82, 2013-14
Goals:	13 (2x), 2010-11
Assists:	19, 2008-09
Points:	32, 2008-09
+/-:	11, 2010-11
PIM:	93, 2010-11
PPG:	1 (2x), 2010-11
SHG:	2, 2007-08
GWG:	2 (2x), 2014-15
Shots:	135, 2008-09
Shot %:	13.3, 2010-11
TOI:	16:47, 2008-09
Hits:	202, 2008-09
Blocked Shots:	82, 2008-09
Multi-point Games:	6, 2008-09
Multi-goal Games:	1 (5x), 2013-14
Multi-assist Games:	3, 2009-10

PENALTY SHOTS - 1

DATE	OPPONENT	GOALIE (RESULT)
12/2/06	vs. ATL	Lehtonen (No Goal)

HAT TRICKS - 0

DATE	OPPONENT	GOALIE (RESULT)
------	----------	-----------------

SHOOTOUTS

	G	S	S%	GDG
2014-15	0	0	0	0
CAREER	0	0	0	0

GAME HIGHS

Goals:	2 (5x), 3/2/14 at NYR
Assists:	3, 1/10/09 vs. WPG
Points:	3 (3x), 1/10/11 at PIT
PIM:	17 (2x), 2/10/13 at BUF
+/-:	3 (3x), 1/3/10 vs. PIT
Shots:	5 (6x), 3/1/14 vs. WSH
TOI:	22:21, 12/8/08 at OTT
Hits:	8, 3/16/10 vs. WSH
Blocked Shots:	5, 1/18/10 vs. WPG
Goal Streak:	3, 11/30-12/4/08 (3-2-5)
Assist Streak:	3 (2x), 1/4-1/9/14 (0-3-3)
Point Streak:	4, 11/28-12/4/08 (3-3-6)
GP Streak:	180, 12/19/11-4/13/14

CAREER STATS

Multi-goal Games:	5x, 3/2/14 at NYR (2-0-2)
Multi-assist Games:	8x, 4/8/13 vs. CAR (0-2-2)
Multi-point Games:	22x, 3/2/14 at NYR (2-0-2)
Three-point Games:	3x, 1/10/11 at PIT (1-2-3)
Four points-plus Games:	0
Overtime Goals:	0

NHL FIRSTS

Game:	10/18/03 at NYI
Goal:	11/15/05 at MTL
Assist:	11/25/05 vs. PIT

CBJ FIRSTS

Game:
Goal:
Assist:




CAREER RECORD

REGULAR SEASON

PLAYOFFS

YEAR	TEAM	LEAGUE	GP	TOI	G	A	PTS	+/-	PIM	PP	SH	GW	S	S%	GP	G	A	PTS	PIM
2000-01	Plymouth	OHL	65	n/a	2	12	14	-3	40	1	0	0	n/a	n/a	10	0	0	0	7
2001-02	Plymouth	OHL	65	n/a	17	36	53	31	105	5	1	3	n/a	n/a	6	0	2	2	13
2002-03	Kitchener	OHL	55	n/a	23	33	56	8	116	12	1	0	n/a	n/a	21	15	4	19	34
2003-04	Florida	NHL	2	9:09	0	0	0	-1	5	0	0	0	0	0.0
	San Antonio	AHL	76	n/a	13	16	29	-13	73	1	0	0	136	9.6
2004-05	San Antonio	AHL	70	n/a	12	16	28	-17	113	3	1	3	125	9.6
2005-06	Florida	NHL	64	8:38	3	6	9	-11	40	0	0	0	59	5.1
	Rochester	AHL	11	n/a	3	3	6	1	30	0	1	0	23	13.0
2006-07	Florida	NHL	79	10:33	6	3	9	-10	66	0	1	0	103	5.8
2007-08	Florida	NHL	81	12:26	5	13	18	-12	72	0	2	1	113	4.4
2008-09	Florida	NHL	77	16:47	13	19	32	0	76	1	0	1	135	9.6
2009-10	Florida	NHL	60	15:23	2	15	17	-5	53	0	0	1	84	2.4
2010-11	Boston	NHL	80	13:26	13	16	29	11	93	1	1	1	98	13.3	25	1	3	4	4
2011-12	Boston	NHL	78	12:47	8	8	16	-3	80	0	0	0	74	10.8	7	0	2	2	0
2012-13	Boston	NHL	48	13:42	4	9	13	2	41	0	1	0	52	7.7	15	3	4	7	11
2013-14	Boston	NHL	82	11:54	8	13	21	1	47	0	1	2	84	9.5	12	0	0	0	4
2014-15	Boston	NHL	70	12:08	6	6	12	1	45	0	1	2	64	9.4
NHL Totals			721	12:44	68	108	176	-27	618	2	7	8	866	7.9	59	4	9	13	19
AHL Totals			157	...	28	35	63	-29	216	4	2	3	284	9.9
OHL Totals			185	...	42	81	123	36	261	18	2	3	37	15	6	21	54



POSITION

RIGHT WING

SHOOTS

RIGHT

HEIGHT

6-0

WEIGHT

207

DOB

03/31/84

BIRTHPLACE

TORONTO, ONTARIO

VS. THE NHL

TEAM	GP	G	A	PTS	PIM
ANA	8	2	1	3	16
ARI	7	0	0	0	20
BOS	30	7	4	11	33
BUF	29	6	6	12	26
CGY	8	2	2	4	16
CAR	28	5	6	11	60
CHI	7	0	0	0	9
COL	7	0	0	0	10
CBJ	9	3	1	4	4
DAL	11	4	0	4	14
DET	13	1	2	3	12
EDM	6	0	1	1	28
FLA	27	9	7	16	39
LAK	10	1	2	3	8
MIN	6	0	2	2	17
MTL	25	5	3	8	60
NSH	7	2	0	2	14
NJD	7	0	1	1	8
NYI	38	10	4	14	57
NYR	38	6	8	14	79
OTT	24	4	3	7	55
PHI	37	7	9	16	100
PIT	41	7	4	11	71
SJS	9	4	2	6	5
STL	7	1	1	2	14
TBL	27	7	7	14	67
TOR	21	10	1	11	36
VAN	7	2	2	4	24
WSH	28	5	3	8	37
WPG	25	2	2	4	30
TOTALS:	547	112	84	196	969

QUICK FACT

Clarkson has averaged 120 penalty minutes in each of his eight full NHL seasons, including a career high 228 penalty minutes in 2011-12.

DAVID CLARKSON

DAYV-ihd KLAHRK-suhn

23

2014-15 SEASON

GP	G	A	PTS	+/-	PIM	PP	SH	GW	SHOTS	SPCT.	TOI	HITS	GVA	TKA	BKSHOTS
61	10	5	15	-12	106	1	0	1	95	10.5	13:47	133	12	11	19

- Posted two shots, four hits and two takeaways in 16:13 time on ice in Columbus debut on Feb. 28 vs. New Jersey
- Recorded the first multi-point game of his Toronto career with 1-1-2 on Dec. 6 vs. Vancouver
- Skated in his 500th career NHL game on Nov. 8 vs. NY Rangers

- **Games lost to injury:** 19... **Multi-point (goal) games:** 1 (0)... **Most Points:** 2 – Dec. 6 vs. Vancouver... **Most Goals:** 1 (10x) – Jan. 21 at Ottawa, most recent... **Most Assists:** 1 (5x) – Jan. 28 at New Jersey, most recent... **Most PIM:** 27 – Feb. 14 at Montreal... **Most Shots:** 5 (2x) – Jan. 2 at Minnesota, most recent... **TOI:** 19:02 – Oct. 31 at Columbus

CAREER HIGHLIGHTS

- Ranked third on the Maple Leafs in penalty minutes (93) and registered nine fighting majors in first year with club in 2013-14
- Scored his 100th career NHL goal on Dec. 21, 2013 vs. Detroit
- Led New Jersey in goals (15), power play goals (6), game-winning goals (5, tied) and penalty minutes (78) in 2012-13
- Posted career-high six-game point streak from Jan. 19-31, 2013 (4-4-8)
- Played in his 400th career NHL game on Mar. 4, 2013 at Toronto
- Registered career-high in goals, assists, points, power play goals (8) and game-winning goals (7) with 30-16-46 in 2011-12 with New Jersey
- Played in a career-high 182 consecutive games from Mar. 2, 2010 – Mar. 31, 2012
- Helped New Jersey reach the 2012 Stanley Cup Final against Los Angeles, collecting 3-9-12 and 32 penalty minutes in 24 games
- Collected his 100th career NHL point (assist) on Apr. 10, 2011 vs. Boston
- Played in all 82 games, collecting 17-15-32 and 164 penalty minutes in 2008-09
- Scored a goal at the 2008 NHL YoungStars Game
- Made his NHL debut on Mar. 15, 2007 at Carolina and scored his first career NHL goal and assist in the following game on Mar. 17 vs. Carolina (John Grahame)
- Spent his first pro season with Albany (AHL), collecting 13-21-34 and 233 penalty minutes in 56 games in 2005-06

AMATEUR CAREER

- Registered 74-56-130 and 485 penalty minutes in 185 career games with Belleville and Kitchener (OHL) from 2001-05
- Helped Kitchener win the OHL Championship and the Memorial Cup in 2003

PERSONAL

- Nickname is "Clarky"
- He and his wife, Brittany, have two children, McKinnley and Colton, and two dogs, Kobi and Maggie
- His most memorable hockey moment was winning the Memorial Cup in 2003
- Would be a police officer if he wasn't a hockey player
- Rod Stewart is the person with whom he would most like to have dinner

CAREER TRANSACTIONS

- Acquired by Columbus from Toronto in exchange for Nathan Horton on Feb. 26, 2015
- Signed a seven-year contract with the Maple Leafs on July 5, 2013
- Signed a three-year contract with New Jersey on June 30, 2010
- Signed a two-year contract with the Devils on July 1, 2008
- Signed a three-year, entry level contract with New Jersey on Aug. 12, 2005

SINGLE SEASON HIGHS

GP:	82 (2x), 2010-11
Goals:	30, 2011-12
Assists:	16, 2011-12
Points:	46, 2011-12
+/-:	3, 2009-10
PIM:	183, 2007-08
PPG:	8, 2011-12
SHG:	0
GWG:	7, 2011-12
Shots:	228, 2011-12
Shot %:	13.2, 2011-12
TOI:	17:35, 2012-13
Hits:	170, 2010-11
Blocked Shots:	35, 2013-14
Multi-point Games:	9, 2011-12
Multi-goal Games:	2 (3x), 2012-13
Multi-assist Games:	2 (2x), 2009-10

PENALTY SHOTS - 0

DATE	OPPONENT	GOALIE (RESULT)
------	----------	-----------------

HAT TRICKS - 0

DATE	OPPONENT	GOALIE (RESULT)
------	----------	-----------------

SHOOTOUTS

	G	S	S%	GDG
2014-15	0	0	0	0
CAREER	3	9	33.3	3

GAME HIGHS

Goals:	2 (7x), 2/10/13 at PIT
Assists:	2 (6x), 1/27/13 at MTL
Points:	3 (3x), 2/5/13 vs. NYR
PIM:	27, 2/14/15 at MTL
+/-:	4, 12/6/14 vs. VAN
Shots:	9, 11/3/11 at PHI
TOI:	23:27, 4/1/13 vs. NYI
Hits:	8 (2x), 10/26/13 vs. PIT
Blocked Shots:	3 (2x), 12/3/13 vs. SJS
Goal Streak:	3 (5x), 3/6-3/10/12 (3-0-3)
Assist Streak:	3, 1/31-2/4/12 (3-3-6)
Point Streak:	6, 1/19-1/31/13 (4-4-8)
GP Streak:	182, 3/2/10-3/31/12

CAREER STATS

Multi-goal Games:	7x, 2/10/13 at PIT (2-0-2)
Multi-assist Games:	6x, 1/27/13 at MTL (1-2-3)
Multi-point Games:	29x, 12/6/14 vs. VAN (1-1-2)
Three-point Games:	3x, 2/5/13 vs. NYR (2-1-3)
Four points-plus Games:	0
Overtime Goals:	1x, 12/6/11 at TOR (2:40)

NHL FIRSTS

Game:	3/15/07 at CAR
Goal:	3/17/07 vs. CAR
Assist:	3/17/07 vs. CAR

CBJ FIRSTS

Game:	2/28/15 vs. NJD
Goal:	n/a
Assist:	n/a



CAREER RECORD

REGULAR SEASON

PLAYOFFS

YEAR	TEAM	LEAGUE	GP	TOI	G	A	PTS	+/-	PIM	PP	SH	GW	S	S%	GP	G	A	PTS	PIM
2001-02	Belleville	OHL	22	n/a	2	7	9	2	34	0	0	0	n/a	n/a	8	1	1	2	6
2002-03	Belleville	OHL	3	n/a	0	0	0	-1	11	0	0	0	n/a	n/a
	Kitchener	OHL	54	n/a	17	11	28	1	122	6	0	0	n/a	n/a	21	4	3	7	23
2003-04	Kitchener	OHL	55	n/a	22	17	39	7	173	7	1	3	n/a	n/a
2004-05	Kitchener	OHL	51	n/a	33	21	54	16	145	17	1	4	n/a	n/a	15	6	2	8	40
2005-06	Albany	AHL	56	n/a	13	21	34	-3	233	5	0	0	139	9.4
2006-07	New Jersey	NHL	7	17:01	3	1	4	-1	6	2	0	1	18	16.7	3	0	0	0	2
	Lowell	AHL	67	n/a	20	18	38	1	150	4	0	3	191	10.5
2007-08	New Jersey	NHL	81	12:01	9	13	22	1	183	0	0	1	151	6.0	5	0	0	0	4
2008-09	New Jersey	NHL	82	12:03	17	15	32	-1	164	4	0	3	158	10.8	7	2	0	2	19
2009-10	New Jersey	NHL	46	14:26	11	13	24	3	85	3	0	2	106	10.4	5	0	0	0	22
2010-11	New Jersey	NHL	82	13:37	12	6	18	-20	116	1	0	1	192	6.3
2011-12	New Jersey	NHL	80	16:21	30	16	46	-8	138	8	0	7	228	13.2	24	3	9	12	32
2012-13	Salzburg EC	Austria	5	n/a	2	1	3	-1	18	2	0	n/a	n/a	n/a
	New Jersey	NHL	48	17:35	15	9	24	-6	78	6	0	5	180	8.3
2013-14	Toronto	NHL	60	15:06	5	6	11	-14	93	1	0	1	102	4.9
2014-15	Toronto	NHL	58	13:52	10	5	15	-11	92	1	0	1	93	10.8
	Columbus	NHL	3	12:18	0	0	0	-1	14	0	0	0	2	0.0
CBJ Totals			3	12:18	0	0	0	-1	14	0	0	0	2	0.0
NHL Totals			547	14:12	112	84	196	-58	969	26	0	22	1,230	9.1	44	5	9	14	79
AHL Totals			123	...	33	39	72	-2	383	4	0	3	330	10.0
OHL Totals			185	...	74	56	130	25	485	30	2	7	44	11	6	17	69
Austria Totals			5	...	2	1	3	-1	18	2	0



POSITION

DEFENSE

SHOOTS

LEFT

HEIGHT

6-2

WEIGHT

205

DOB

02/23/90

BIRTHPLACE

EDMONTON, ALBERTA

VS. THE NHL

TEAM	GP	G	A	PTS	PIM
ANA	3	0	0	0	4
ARI	4	0	0	0	2
BOS	4	1	3	4	2
BUF	2	1	0	1	0
CGY	3	0	1	1	4
CAR	3	0	1	1	0
CHI	6	2	0	2	0
COL	3	1	0	1	0
CBJ	1	0	0	0	0
DAL	1	1	0	1	0
DET	3	0	0	0	7
EDM	3	0	1	1	6
FLA	3	0	0	0	0
LAK	3	0	0	0	2
MIN	3	1	2	3	2
MTL	3	1	2	3	2
NSH	4	0	0	0	0
NJD	2	0	0	0	0
NYI	6	0	1	1	0
NYR	3	0	0	0	0
OTT	1	0	0	0	0
PHI	6	1	1	2	2
PIT	5	0	0	0	4
SJS	3	0	1	1	2
STL	5	0	0	0	6
TBL	2	0	1	1	0
TOR	2	0	1	1	2
VAN	4	0	2	2	2
WSH	3	1	2	3	0
WPG	4	0	0	0	2
TOTALS:	98	10	19	29	51

QUICK FACT

Attended St. Francis Xavier High School in Edmonton, whose alumni include Hockey Hall of Famer Mark Messier as well as Jared Spurgeon and Tyler Ennis.

KEVIN CONNAUTON

KEH-vihn kuh-NAW-tuhn

4

2014-15 SEASON

GP	G	A	PTS	+/-	PIM	PP	SH	GW	SHOTS	SPCT.	TOI	HITS	GVA	TKA	BKSHOTS
62	9	12	21	5	35	0	0	4	96	9.4	16:12	83	33	11	48

- Played in his first full NHL season, posting the fourth-most goals (9, tied) and most game-winning goals (4) by a defenseman in a single season in club history
- Recorded his first career NHL fight on Mar. 12 at Detroit (Justin Abdelkader)
- Posted a career-high three points with 1-2-3 on Dec. 27 vs. Boston and added 1-1-2 in the next game on Dec. 31 vs. Minnesota
- Scored his first goal as a Blue Jacket with his first career overtime game-winner on Dec. 9 vs. Philadelphia (Steve Mason)
- **Games lost to injury:** 6... **Multi-point (goal) games:** 2 (0)... **Most Points:** 3 – Dec. 27 vs. Boston... **Most Goals:** 1 (9x) – Mar. 27 at Chicago, most recent... **Most Assists:** 2 – Dec. 27 vs. Boston... **Most PIM:** 7 – Mar. 12 at Detroit... **Most Shots:** 5 – Mar. 10 at Carolina... **TOI:** 21:41 – Feb. 6 vs. St. Louis

CAREER HIGHLIGHTS

- Led all Dallas rookie defensemen in games played, goals, assists and points with 1-7-8 in 36 games in 2013-14
- Made his Stanley Cup Playoffs debut in 2014, skating in four of the team's six contests
- Scored his first career NHL goal on Dec. 16, 2013 at Colorado (Semyon Varlamov)
- Made his NHL debut on Oct. 24, 2013 vs. Calgary
- Won the hardest shot competition at the 2013 AHL All-Star Game (99.4 mph)
- Notched 13-20-33 in 73 games with Chicago (AHL) in 2011-12, finishing fourth-T among AHL defensemen in goals

AMATEUR CAREER

- Set Vancouver's franchise record for goals (24) and points (72) by a defenseman and tied for the WHL lead in points by a defenseman in 2009-10, earning WHL Western Conference First Team All-Star honors
- Spent one season at Western Michigan University and earned honorable mention CCHA All-Rookie Team honors in 2008-09

PERSONAL

- Nickname is "Nauts"
- Began playing hockey at the age of three and his most memorable moment was his first NHL game
- Has a dog named Goose
- Would have been a professional baseball player if he wasn't a hockey player
- The talent he would most like to have is to speak multiple languages

CAREER TRANSACTIONS

- Claimed by Columbus off waivers from Dallas on Nov. 18, 2014
- Signed to a three-year contract with the Stars on June 13, 2013
- Acquired by Dallas with a second round pick in the 2013 NHL Draft from Vancouver in exchange for Derek Roy on Apr. 2, 2013
- Signed to a three-year entry level contract on Apr. 28, 2010
- Vancouver's third pick, 83rd overall, in the 2009 NHL Draft

SINGLE SEASON HIGHS

GP:	62, 2014-15
Goals:	9, 2014-15
Assists:	12, 2014-15
Points:	21, 2014-15
+/-:	5, 2014-15
PIM:	35, 2014-15
PPG:	0
SHG:	0
GWG:	4, 2014-15
Shots:	96, 2014-15
Shot %:	9.4, 2014-15
TOI:	16:12, 2014-15
Hits:	82, 2014-15
Blocked Shots:	48, 2014-15
Multi-point Games:	2, 2014-15
Multi-goal Games:	0
Multi-assist Games:	1 (2x), 2014-15

PENALTY SHOTS - 0

DATE	OPPONENT	GOALIE (RESULT)
------	----------	-----------------

HAT TRICKS - 0

DATE	OPPONENT	GOALIE (RESULT)
------	----------	-----------------

SHOOTOUTS

	G	S	S%	GDG
2014-15	0	1	0.0	0
CAREER	0	1	0.0	0

GAME HIGHS

Goals:	1 (10x), 3/27/15 at CHI
Assists:	2 (2x), 12/27/14 vs. BOS
Points:	3, 12/27/14 vs. BOS
PIM:	7, 3/12/15 at DET
+/-:	3, 12/27/14 vs. BOS
Shots:	6, 1/2/14 vs. MTL
TOI:	25:22, 4/13/14 at PHX
Hits:	4 (5x), 4/4/15 vs. PIT
Blocked Shots:	5, 2/21/15 at MTL
Goal Streak:	2 (2x), 12/27-12/31/14 (2-3-5)
Assist Streak:	2 (2x), 12/27-12/31/14 (2-3-5)
Point Streak:	2 (4x), 12/27-12/31/14 (2-3-5)
GP Streak:	33, 12/9/14-2/24/15

CAREER STATS

Multi-goal Games:	0
Multi-assist Games:	2x, 12/27/14 vs. BOS (1-2-3)
Multi-point Games:	3x, 12/31/14 vs. MIN (1-1-2)
Three-point Games:	1x, 12/27/14 vs. BOS (1-2-3)
Four points-plus Games:	0
Overtime Goals:	1x, 12/9/14 vs. PHI (1:58)

NHL FIRSTS

Game:	10/24/13 vs. CGY
Goal:	12/16/13 at COL
Assist:	12/5/13 at TOR

CBJ FIRSTS

Game:	11/21/14 vs. BOS
Goal:	12/9/14 vs. PHI
Assist:	12/18/14 vs. WSH



CAREER RECORD

REGULAR SEASON

PLAYOFFS

YEAR	TEAM	LEAGUE	GP	TOI	G	A	PTS	+/-	PIM	PP	SH	GW	S	S%	GP	G	A	PTS	PIM
2007-08	Spruce Grove	AJHL	56	n/a	13	32	45	n/a	59	n/a	n/a	n/a	n/a	n/a	15	5	0	5	18
2008-09	W. Michigan	CCHA	40	n/a	7	11	18	1	44	3	0	2	94	7.4
2009-10	Vancouver	WHL	69	n/a	24	48	72	4	107	16	0	3	n/a	n/a	16	3	10	13	21
2010-11	Manitoba	AHL	73	n/a	11	12	23	-11	51	3	0	1	146	7.5	6	1	0	1	0
2011-12	Chicago	AHL	73	n/a	13	20	33	-3	58	7	1	2	194	6.7	5	0	1	1	8
2012-13	Chicago	AHL	60	n/a	7	18	25	-12	67	2	0	1	142	4.9
	Texas	AHL	9	n/a	2	4	6	2	6	0	0	1	15	13.3	9	2	3	5	6
2013-14	Dallas	NHL	36	15:19	1	7	8	-6	16	0	0	0	56	1.8	4	0	0	0	16
	Texas	AHL	6	n/a	0	1	1	-4	23	0	0	0	20	0.0
2014-15	Dallas	NHL	8	12:05	0	2	2	4	6	0	0	0	10	0.0
	Columbus	NHL	54	16:49	9	10	19	1	29	0	0	4	86	10.5
CBJ Totals			54	16:49	9	10	19	1	29	0	0	4	86	10.5
NHL Totals			98	15:53	10	19	29	-1	51	0	0	4	152	6.6	4	0	0	0	16
AHL Totals			221	...	33	55	88	-28	205	12	1	5	517	6.4	20	3	4	7	14
WHL Totals			69	...	24	48	72	4	107	16	0	3	16	3	10	13	21
NCAA Totals			40	...	7	11	18	1	44	3	0	2	94	7.4

BRANDON DUBINSKY

BRAN-duhn DOO-bihn-skee

17



POSITION

CENTER

SHOOTS

LEFT

HEIGHT

6-2

WEIGHT

216

DOB

04/09/86

BIRTHPLACE

ANCHORAGE, ALASKA

VS. THE NHL

TEAM	GP	G	A	PTS	PIM
ANA	10	1	2	3	41
ARI	14	1	4	5	18
BOS	24	4	10	14	10
BUF	23	8	11	19	20
CGY	7	1	2	3	4
CAR	27	7	8	15	6
CHI	10	4	5	9	10
COL	12	2	2	4	28
CBJ	3	1	1	2	0
DAL	11	0	5	5	14
DET	9	3	5	8	2
EDM	7	0	1	1	16
FLA	21	2	4	6	22
LAK	12	0	4	4	50
MIN	12	2	8	10	25
MTL	25	7	6	13	23
NSH	10	1	4	5	6
NJD	38	14	15	29	40
NYI	41	11	25	36	31
NYR	7	2	2	4	6
OTT	22	6	2	8	19
PHI	39	9	12	21	71
PIT	40	10	16	26	61
SJS	9	1	7	8	4
STL	13	0	11	11	16
TBL	23	4	3	7	37
TOR	22	4	13	17	24
VAN	7	0	3	3	17
WSH	25	5	11	16	37
WPG	22	2	5	7	16
TOTALS:	545	112	207	319	674

QUICK FACT

Dubinsky's wife, Brenna, played basketball at the University of Virginia and her grandfather is Hall of Fame coach Al McGuire.

2014-15 SEASON

GP	G	A	PTS	+/-	PIM	PP	SH	GW	SHOTS	SPCT.	TOI	HITS	GVA	TKA	BKSHOTS
47	13	23	36	11	43	0	1	1	100	13.0	18:03	152	19	19	11

- Finished fifth-T on the Jackets in goals (13) and sixth in hits (152) in 47 games
- Set a new career high with an eight-game point streak to end the season from Mar. 28-Apr. 11 (4-7-11)
- Posted 10-12-22, including five multi-point efforts, in his final 21 games of the season
- Scored on his first career penalty shot attempt on Mar. 31 vs. New Jersey (Cory Schneider)
- Tallied his 300th career NHL point with a goal on Feb. 14 at NY Islanders
- Skated in his 500th career NHL game on Dec. 11 at Washington

- **Games lost to injury:** 35... **Multi-point (goal) games:** 9 (1)... **Most Points:** 3 – Apr. 4 vs. Pittsburgh... **Most Goals:** 2 – Jan. 4 at Colorado... **Most Assists:** 3 – Apr. 4 vs. Pittsburgh... **Most PIM:** 7 – Dec. 13 vs. Pittsburgh... **Most Shots:** 5 (4x) – Feb. 19 at Pittsburgh, most recent... **TOI:** 21:59 – Dec. 18 vs. Washington

CAREER HIGHLIGHTS

- Finished second on the Jackets in assists (34) and hits (234), while leading the team in penalty minutes (98) and face-off winning pct. (52.9) in 2013-14
- Set a new career high in assists and reached 50 points for the second time in his NHL career (54 with NY Rangers in 2010-11) in 2013-14
- Led CBJ in points-per-game (0.69) and finished tied for the team lead in assists (18) in 2012-13
- Won 58.3 pct. of his face-off attempts, which was the fifth-best mark in the NHL in 2012-13
- Skated in his 500th career professional game and went 16-for-18 in the face-off circle on Mar. 19, 2013 vs. Nashville
- Skated in his 400th career NHL game on Jan. 29, 2013 at Minnesota
- Ranked second on the NY Rangers in penalty minutes (110), fourth in plus/minus (+16) and hits (207) and fifth-T in take-aways (37) in 2011-12
- Notched the 200th point of his NHL career with the shorthanded, game-winning goal (also had an assist) on Jan. 6, 2012 at Pittsburgh
- Led the Rangers in goals, assists, points and multi-point games (13) with 24-30-54 in 77 games in 2010-11
- Played in the 300th game of his NHL career on Mar. 3, 2011 vs. Minnesota
- Tallied the 100th assist of his NHL career on Feb. 1, 2011 vs. Pittsburgh
- Posted fourth career "Gordie Howe hat trick" (goal-assist-fight) and was a career high +4 on Dec. 12, 2010 vs. Washington
- Led NY Rangers in game-winning goals (5) and shorthanded goals (2, 13th in NHL), was second in goals (20) and third in points (44) in 2009-10
- Collected two assists and recorded the 100th point of his NHL career on Jan. 4, 2010 vs. Boston
- Ranked seventh in the NHL in hits (251) and led the team in face-off percentage (53.6) in 2008-09
- Was selected to play in the NHL YoungStars Game at the 2009 All-Star Weekend
- Ranked seventh among NHL rookies in points with 14-26-40 in 82 games for the Rangers in 2007-08
- Was named MVP of the NHL YoungStars Game at the 2008 All-Star Weekend

AMATEUR CAREER

- Played four seasons with Portland (WHL) from 2002-06, posting 82-148-230 and 430 penalty minutes in 234 games
- Led the Winterhawks in assists, points and plus/minus rating and was named WHL Second Team All-Star in 2005-06 with 21-46-67, +12 in 51 games
- Was second on Portland in assists and third in points with 23-36-59 and 140 penalty minutes in 68 games in 2004-05

INTERNATIONAL CAREER

- Represented the United States at the 2010 IIHF World Championships, leading the team in scoring with 3-7-10

PERSONAL

- Nickname is "Dubz"
- Began playing hockey at the age of three and idolized Adam Graves growing up
- Would have been either a professional golfer or rock star if he wasn't a hockey player
- Scuba diving in Maldives is on his Bucket List
- Favorite NHL city is Montreal and his favorite vacation spot is Turks & Caicos

CAREER TRANSACTIONS

- Signed a six-year contract extension with the Blue Jackets on July 11, 2014
- Acquired by Columbus with Artem Anisimov, Tim Erixon and a first round pick in the 2013 NHL Draft from NY Rangers in exchange for Rick Nash, Steven Delisle and a conditional third round pick in the 2013 NHL Draft on July 23, 2012
- Signed a four-year contract with the Rangers on July 21, 2011
- Signed a two-year contract extension with the Rangers on Sept. 19, 2009
- Signed a three-year, entry level contract with the Rangers on Apr. 20, 2006
- NY Rangers' sixth pick, 60th overall, in the 2004 NHL Draft

SINGLE SEASON HIGHS

GP:	82 (2x), 2008-09
Goals:	24, 2010-11
Assists:	34, 2013-14
Points:	54, 2010-11
+/-:	16, 2011-12
PIM:	112, 2008-09
PPG:	6, 2009-10
SHG:	2 (3x), 2013-14
GWG:	7, 2008-09
Shots:	202, 2010-11
Shot %:	13.0, 2014-15
TOI:	20:13, 2010-11
Hits:	251, 2008-09
Blocked Shots:	39, 2013-14
Multi-point Games:	13, 2010-11
Multi-goal Games:	3 (2x), 2010-11
Multi-assist Games:	5 (3x), 2014-15

PENALTY SHOTS - 1

DATE	OPPONENT	GOALIE (RESULT)
3/31/15	vs. NJD	Schneider (Goal)

HAT TRICKS - 0

DATE	OPPONENT	GOALIE (RESULT)
------	----------	-----------------

SHOOTOUTS

	G	S	S%	GDG
2014-15	0	1	0.0	0
CAREER	1	8	12.5	1

GAME HIGHS

Goals:	2 (8x), 1/4/15 at COL
Assists:	3 (3x), 4/4/15 vs. PIT
Points:	4, 12/10/13 vs. NJD
PIM:	20 (2x), 12/9/13 at PIT
+/-:	4, 12/12/10 vs. WSH
Shots:	9, 2/23/08 at BUF
TOI:	26:48, 3/25/10 at NJD
Hits:	10 (3x), 1/2/12 at PHI
Blocked Shots:	4, 3/28/12 at WPG
Goal Streak:	4, 2/13-2/19/15 (4-2-6)
Assist Streak:	4, 11/5-11/12/13 (2-5-7)
Point Streak:	8, 3/28-4/11/15 (4-7-11)
GP Streak:	182, 10/4/07-11/7/09

CAREER STATS

Multi-goal Games:	8x; 1/4/15 at COL (2-0-2)
Multi-assist Games:	33x; 4/8/15 vs. TOR (0-2-2)
Multi-point Games:	71x; 4/8/15 vs. TOR (0-2-2)
Three-point Games:	10x; 4/4/15 vs. PIT (0-3-3)
Four points-plus Games:	1x; 12/10/13 vs. NJD (1-3-4)
Overtime Goals:	0

NHL FIRSTS

Game:	3/8/07 at NYI
Goal:	11/8/07 vs. PIT
Assist:	10/25/07 vs. NJD

CBJ FIRSTS

Game:	1/19/13 at NSH
Goal:	2/11/13 vs. SJS
Assist:	1/26/13 vs. CHI



CAREER RECORD

REGULAR SEASON

PLAYOFFS

YEAR	TEAM	LEAGUE	GP	TOI	G	A	PTS	+/-	PIM	PP	SH	GW	S	S%	GP	G	A	PTS	PIM
2002-03	Portland	WHL	44	n/a	8	18	26	-6	35	2	1	1	n/a	n/a	7	2	2	4	10
2003-04	Portland	WHL	71	n/a	30	48	78	-4	137	12	1	5	n/a	n/a	5	0	2	2	6
2004-05	Portland	WHL	68	n/a	23	36	59	1	160	8	0	5	n/a	n/a	7	4	5	9	8
2005-06	Portland	WHL	51	n/a	21	46	67	12	98	9	1	3	n/a	n/a	12	5	10	15	2
	Hartford	AHL	11	5	5	10	14
2006-07	NY Rangers	NHL	6	8:09	0	0	0	0	2	0	0	0	9	0.0
	Hartford	AHL	71	n/a	21	22	43	8	115	3	1	3	162	13.0	7	1	3	4	12
2007-08	NY Rangers	NHL	82	14:29	14	26	40	8	79	1	0	0	157	8.9	10	4	4	8	12
2008-09	NY Rangers	NHL	82	16:38	13	28	41	-6	112	3	1	7	188	6.9	7	1	3	4	18
2009-10	NY Rangers	NHL	69	19:33	20	24	44	9	54	6	2	5	165	12.1
2010-11	NY Rangers	NHL	77	20:13	24	30	54	-3	100	4	2	2	202	11.9	5	2	1	3	2
2011-12	NY Rangers	NHL	77	16:16	10	24	34	16	110	0	1	1	140	7.1	9	0	2	2	14
2012-13	Alaska	ECHL	17	n/a	9	7	16	3	22	3	1	1	72	12.5
	Columbus	NHL	29	18:24	2	18	20	2	76	1	0	0	50	4.0
2013-14	Columbus	NHL	76	18:46	16	34	50	5	98	4	2	2	189	8.5	6	1	5	6	6
2014-15	Columbus	NHL	47	18:03	13	23	36	11	43	0	1	1	100	13.0
CBJ Totals			152	18:29	31	75	106	18	217	5	3	3	339	9.1	6	1	5	6	6
NHL Totals			545	17:33	112	207	319	42	674	19	9	18	1,200	9.3	37	8	15	23	52
AHL Totals			71	...	21	22	43	8	115	3	1	3	162	13.0	18	6	8	14	26
ECHL Totals			17	...	9	7	16	3	22	3	1	1	72	12.5
WHL Totals			234	...	82	148	230	3	430	31	3	14	31	11	19	30	48



JUSTIN FALK

JUHS-tihn FAWLK

44

2014-15 SEASON

GP	G	A	PTS	+/-	PIM	PP	SH	GW	SHOTS	SPCT.	TOI	HITS	GVA	TKA	BKSHOTS
18	1	1	2	-9	14	0	0	0	18	5.6	10:49	12	7	1	19

- Scored his first goal and added an assist for his first multi-point game as a Blue Jacket on Mar. 6 at New Jersey (Cory Schneider)
- Had a fight and two hits in his Blue Jackets debut on Mar. 3 vs. Washington
- Made his season debut with Minnesota on Oct. 28 at Boston
- **Games lost to injury:** 0... **Multi-point (goal) games:** 1 (0)... **Most Points:** 2 – Mar. 6 at New Jersey... **Most Goals:** 1 – Mar. 6 at New Jersey... **Most Assists:** 1 – Mar. 6 at New Jersey... **Most PIM:** 5 (2x) – Mar. 3 vs. Washington, most recent... **Most Shots:** 4 – Mar. 6 at New Jersey... **TOI:** 18:28 – Dec. 13 at Arizona

CAREER HIGHLIGHTS

- Tallied his first point as a NY Ranger with an assist and registered three hits and three blocked shots on Dec. 7, 2013 vs. New Jersey
- Skated in his 100th career NHL game on Mar. 27, 2013 vs. Arizona while with Minnesota
- Finished sixth among NHL rookies in time on ice per game (19:29) and eighth in blocked shots (78) in 2011-12
- Established career highs in games played, goals, assists, points, PIM, hits (78), blocked shots (78), and shots (46) with 1-8-9, 54 PIM in 47 games in 2011-12
- Tallied the first goal of his NHL career on Jan. 24, 2012 at Colorado (Jean-Sébastien Giguère)
- Notched five assists in 24 playoff games as the Houston Aeros (AHL) advanced to the Calder Cup Finals in 2011
- Recorded the first point of his NHL career with an assist on Oct. 19, 2010 vs. Vancouver
- Made his NHL debut on Mar. 19, 2010 at Columbus
- Skated in 65 regular season games and 20 playoff contests with Houston during his first pro season in 2008-09

AMATEUR CAREER

- Played in parts of four seasons with Calgary and Spokane (WHL) from 2004-08, registering 7-44-51 and 223 penalty minutes in 191 career games
- Ranked second among Spokane defensemen in assists (22) and points (26) in 2007-08 as Chiefs captured WHL Championship and Memorial Cup

PERSONAL

- Nickname is "Falker" or "Juicer"
- Started playing hockey at the age of three and grew up idolizing Rob Blake
- Favorite sports team is the Toronto Blue Jays and his favorite athlete is Josh Donaldson
- Favorite movie is *Troy* and his favorite TV show is *Prison Break*
- Would be a farmer if he wasn't a hockey player

CAREER TRANSACTIONS

- Signed a one-year NHL/AHL contract extension with the Blue Jackets on May 29, 2015
- Acquired by Columbus with a fifth round pick in the 2015 NHL Draft from Minnesota in exchange for Jordan Leopold on Mar. 2, 2015
- Signed a one-year contract with the Wild on Aug. 1, 2014
- Signed a one-year contract extension with the Rangers on July 10, 2013
- Acquired by the NY Rangers from Minnesota in exchange for Benn Ferriero and a sixth round draft pick in the 2014 NHL Draft on June 30, 2013
- Signed a one-year contract extension with the Wild on July 5, 2012
- Signed a one-year contract extension with Minnesota on July 15, 2011
- Signed a three-year entry level contract with Minnesota on Oct. 3, 2008
- Minnesota's second pick, 110th overall, in the 2007 NHL Draft

POSITION

DEFENSE

SHOOTS

LEFT

HEIGHT

6-5

WEIGHT

224

DOB

10/11/88

BIRTHPLACE

SNOWFLAKE, MANITOBA

VS. THE NHL

TEAM	GP	G	A	PTS	PIM
ANA	5	0	0	0	0
ARI	7	0	0	0	7
BOS	4	0	0	0	5
BUF	0	0	0	0	0
CGY	7	0	1	1	2
CAR	2	0	0	0	0
CHI	9	0	0	0	11
COL	12	1	1	2	23
CBJ	7	0	3	3	0
DAL	7	0	0	0	9
DET	7	0	2	2	7
EDM	7	0	0	0	4
FLA	2	0	0	0	2
LAK	7	0	2	2	4
MIN	1	0	0	0	0
MTL	3	0	0	0	2
NSH	9	0	1	1	6
NJD	3	1	2	3	2
NYI	1	0	0	0	0
NYR	1	0	0	0	0
OTT	0	0	0	0	0
PHI	3	0	0	0	0
PIT	2	0	1	1	2
SJS	9	0	3	3	8
STL	7	0	0	0	17
TBL	3	0	0	0	2
TOR	2	0	0	0	2
VAN	12	0	1	1	4
WSH	5	0	0	0	10
WPG	3	0	0	0	5
TOTALS:	147	2	17	19	134

QUICK FACT

Falk recorded career highs in his rookie season with 1-8-9 and 54 penalty minutes in 47 games with Minnesota in 2011-12, finishing sixth among all NHL rookies in time on ice a game (19:29).

SINGLE SEASON HIGHS

GP:	47, 2011-12
Goals:	1 (2x), 2014-15
Assists:	8, 2011-12
Points:	9, 2011-12
+/-:	-2, 2009-10
PIM:	54, 2011-12
PPG:	1, 2011-12
SHG:	0
GWG:	0
Shots:	46, 2011-12
Shot %:	5.6, 2014-15
TOI:	19:29, 2011-12
Hits:	78, 2011-12
Blocked Shots:	78, 2011-12
Multi-point Games:	2, 2011-12
Multi-goal Games:	0
Multi-assist Games:	2, 2011-12

PENALTY SHOTS - 0

DATE	OPPONENT	GOALIE (RESULT)
------	----------	-----------------

HAT TRICKS - 0

DATE	OPPONENT	GOALIE (RESULT)
------	----------	-----------------

SHOOTOUTS

	G	S	S%	GDG
2014-15	0	0	0	0
CAREER	0	0	0	0

GAME HIGHS

Goals:	1 (2x), 3/6/15 at NJD
Assists:	2 (2x), 3/31/12 vs. LAK
Points:	2 (3x), 3/6/15 at NJD
PIM:	7 (3x), 3/27/13 at PHX
+/-:	2 (2x), 11/15/11 at CBJ
Shots:	4 (2x), 3/6/15 at NJD
TOI:	26:53, 11/19/11 vs. STL
Hits:	5 (2x), 3/5/13 at CHI
Blocked Shots:	6, 10/27/11 vs. ANA
Goal Streak:	1 (2x), 3/6/15 (1-1-2)
Assist Streak:	1 (15x), 3/6/15 (1-1-2)
Point Streak:	2, 1/24-1/31/12 (1-1-2)
GP Streak:	20, 3/29/12-2/14/13

CAREER STATS

Multi-goal Games:	0
Multi-assist Games:	2x, 3/31/12 vs. LAK (0-2-2)
Multi-point Games:	3x, 3/6/15 at NJD (1-1-2)
Three-point Games:	0
Four points-plus Games:	0
Overtime Goals:	0

NHL FIRSTS

Game:	3/19/10 at CBJ
Goal:	1/24/12 at COL
Assist:	10/19/10 vs. VAN

CBJ FIRSTS

Game:	3/3/15 vs. WSH
Goal:	3/6/15 at NJD
Assist:	3/6/15 at NJD



CAREER RECORD

REGULAR SEASON

PLAYOFFS

YEAR	TEAM	LEAGUE	GP	TOI	G	A	PTS	+/-	PIM	PP	SH	GW	S	S%	GP	G	A	PTS	PIM
2004-05	Calgary	WHL	4	n/a	0	0	0	-1	2	0	0	0	n/a	n/a	5	0	0	0	0
	Swan Valley	MJHL	56	n/a	0	8	8	n/a	46	n/a	n/a	0	n/a	n/a
2005-06	Calgary	WHL	5	n/a	0	2	2	2	0	0	0	0	n/a	n/a
	Spokane	WHL	48	n/a	0	8	8	1	35	0	0	0	n/a	n/a
2006-07	Spokane	WHL	62	n/a	3	12	15	11	88	0	0	0	n/a	n/a	6	0	0	0	8
2007-08	Spokane	WHL	72	n/a	4	22	26	27	98	3	0	1	n/a	n/a	21	1	4	5	12
2008-09	Houston	AHL	65	n/a	0	3	3	-4	44	0	0	0	38	0.0	20	0	2	2	4
2009-10	Minnesota	NHL	3	7:32	0	0	0	-2	0	0	0	0	1	0.0
	Houston	AHL	69	n/a	3	6	9	-6	87	0	0	1	60	5.0
2010-11	Minnesota	NHL	22	14:09	0	3	3	-4	6	0	0	0	7	0.0
	Houston	AHL	55	n/a	3	11	14	16	41	0	0	0	72	4.2	24	0	5	5	33
2011-12	Minnesota	NHL	47	19:29	1	8	9	-13	54	1	0	0	46	2.2
2012-13	Minnesota	NHL	36	13:12	0	3	3	-9	40	0	0	0	27	0.0	4	0	0	0	2
2013-14	NY Rangers	NHL	21	11:55	0	2	2	-5	20	0	0	0	10	0.0
2014-15	Minnesota	NHL	13	9:07	0	0	0	-6	7	0	0	0	10	0.0
	Iowa	AHL	39	n/a	1	6	7	-10	34	0	0	0	48	2.1
	Columbus	NHL	5	15:13	1	1	2	-3	7	0	0	0	8	12.5
CBJ Totals			5	15:13	1	1	2	-3	7	0	0	0	8	12.5
NHL Totals			147	14:46	2	17	19	-42	134	1	0	0	109	1.8	4	0	0	0	2
AHL Totals			228	...	7	26	33	-4	206	0	0	1	218	3.2	44	0	7	7	37
WHL Totals			191	...	7	44	51	40	223	3	0	1	32	1	4	5	20

NICK FOLIGNO

NIHK foh-LEE-noh

71



POSITION

LEFT WING

SHOOTS

LEFT

HEIGHT

6-0

WEIGHT

210

DOB

10/31/87

BIRTHPLACE

BUFFALO, NEW YORK

VS. THE NHL

TEAM	GP	G	A	PTS	PIM
ANA	10	3	4	7	4
ARI	11	0	5	5	4
BOS	35	6	7	13	30
BUF	28	5	4	9	15
CGY	12	6	4	10	6
CAR	25	3	9	12	16
CHI	12	0	4	4	9
COL	11	3	7	10	8
CBJ	4	2	0	2	2
DAL	11	0	10	10	13
DET	13	3	3	6	13
EDM	13	3	4	7	10
FLA	24	7	9	16	23
LAK	11	1	3	4	8
MIN	10	3	3	6	4
MTL	32	5	5	10	42
NSH	14	4	3	7	18
NJD	25	5	6	11	24
NYI	24	7	7	14	11
NYR	27	5	9	14	16
OTT	4	2	2	4	0
PHI	24	11	5	16	26
PIT	26	7	13	20	23
SJS	12	1	5	6	8
STL	12	2	2	4	15
TBL	22	6	3	9	10
TOR	33	4	8	12	32
VAN	13	1	2	3	28
WSH	23	6	11	17	35
WPG	24	5	6	11	20
TOTALS:	545	116	163	279	473

QUICK FACT

Foligno is the second member of his family to captain an NHL team, joining his father, Mike, who served as captain of the Buffalo Sabres from 1989-91.

2014-15 SEASON

GP	G	A	PTS	+/-	PIM	PP	SH	GW	SHOTS	SPCT.	TOI	HITS	GVA	TKA	BKSHOTS
79	31	42	73	16	50	11	0	3	182	17.0	18:49	193	23	51	52

- Led the team in goals, points, plus/minus, power play goals and multi-point games (17) and finished second in assists, while posting career highs in goals, assists, points, plus/minus, multi-point games and shots on goal
- Ranked 10th-T in NHL in points, 12th-T in goals, 11th-T in power play goals and ninth in shooting percentage
- Became the fourth player to record 30 goals and third to post 70 points in a single season in franchise history
- Named the NHL's Third Star of the Week ending Apr. 5 after posting 4-1-5 in three games, including his first career hat trick (3-0-3) on Apr. 4 vs. Pittsburgh (2-Marc-Andre Fleury, 1-empty net)
- Tallied 1-1-2 while serving as a team captain in his first career NHL All-Star Game held on Jan. 25 at Nationwide Arena
- Had a career-best eight-game point streak from Dec. 27-Jan. 14 (2-7-9)
- Picked up his 100th career point as a Blue Jacket with an assist in his 500th career NHL game on Dec. 31 vs. Minnesota
- Games lost to injury:** 3... **Multi-point (goal) games:** 17 (6)... **Most Points:** 3 (5x) – Apr. 4 vs. Pittsburgh, most recent... **Most Goals:** 3 – Apr. 4 vs. Pittsburgh... **Most Assists:** 3 – Jan. 6 at Dallas... **Most PIM:** 5 (2x) – Nov. 18 vs. Detroit, most recent... **Most Shots:** 6 – Dec. 18 vs. Washington... **TOI:** 24:48 – Dec. 20 vs. Chicago

CAREER HIGHLIGHTS

- Scored the game-winning goal 2:49 into OT in Game 4 of the Eastern Conference Quarterfinals vs. Pittsburgh on Apr. 23, 2014 to give Columbus the first home playoff win in club history
- Dished out a career-high 210 hits, finishing fourth on Columbus and 28th-T in the NHL in 2013-14
- Ranked second on the club in PIM (96), first-T in GWG (5), first in shooting pct. (16.2) and second in takeaways (43) in 2013-14
- Skated in his 400th career NHL game on Oct. 12, 2013 vs. Boston
- Recorded his 100th career NHL assist (goal by Fedor Tyutin, 2:19 into overtime) on Apr. 17, 2013 at Anaheim
- Set a Blue Jackets team record for fastest two goals by a single player (0:51) on Mar. 22, 2013 vs. Calgary
- Scored the first goal of Columbus' season in his Blue Jackets debut on Jan. 19, 2013 at Nashville
- Was one of three Senators to play in all 82 games in 2011-12 and one of two to play all 82 games in 2010-11
- Set a career high with three assists on Mar. 24, 2012 vs. Pittsburgh
- Played in the 300th game of his NHL career on Dec. 13, 2011 at Buffalo
- Collected 4-3-7 during a six-game point streak Nov. 29-Dec. 8, 2011
- Notched the 100th point of his NHL career on Mar. 31, 2011 at Florida
- Played in the 200th game of his NHL career on Nov. 4, 2010 vs. NY Islanders
- Played in the 100th game of his NHL career on Feb. 17, 2009 at Colorado
- Split the 2007-08 season between Ottawa and Binghamton (AHL)

AMATEUR CAREER

- Played in three seasons with Sudbury (OHL) from 2004-07 after spending just over a season with the United States National Team Development Program
- Ranked second on Sudbury in points (88) and playoff points (29), leading the club to the OHL Final in 2006-07
- Was selected to play in the CHL Top Prospects Game in 2005-06

INTERNATIONAL CAREER

- Represented the United States at the 2009 and 2010 IIHF World Championships

PERSONAL

- Nicknames are "Fliggy" and "Gino"
- Began playing hockey at the age of three and idolized his father, Mike, and Peter Forsberg growing up
- Would be a teacher if he wasn't a hockey player
- Favorite movies are *Braveheart* and *Gladiator* and favorite TV shows are *Suits* and *Blacklist*
- Would most like to have dinner with NBA Hall of Famer Michael Jordan

CAREER TRANSACTIONS

- Signed a six-year contract extension with the Blue Jackets on Dec. 31, 2014
- Signed a three-year contract with the Blue Jackets on July 6, 2012
- Rights acquired by Columbus from Ottawa in exchange for Marc Methot on July 1, 2012
- Signed a two-year contract extension with Ottawa on July 21, 2010
- Signed a three-year, entry level contract with the Senators on March 21, 2007
- Ottawa's first pick, 28th overall, in the 2006 NHL Draft

SINGLE SEASON HIGHS

GP:	82 (2x), 2011-12
Goals:	31, 2014-15
Assists:	42, 2014-15
Points:	73, 2014-15
+/-:	16, 2014-15
PIM:	124, 2011-12
PPG:	11, 2014-15
SHG:	0
GWG:	5, 2013-14
Shots:	182, 2014-15
Shot %:	17.0, 2014-15
TOI:	18:49, 2014-15
Hits:	210, 2013-14
Blocked Shots:	52, 2014-15
Multi-point Games:	17, 2014-15
Multi-goal Games:	6, 2014-15
Multi-assist Games:	5 (2x), 2014-15

PENALTY SHOTS - 1

DATE	OPPONENT	GOALIE (RESULT)
12/26/10	vs. PIT	Fleury (No Goal)

HAT TRICKS - 1

DATE	OPPONENT	GOALIE (RESULT)
4/4/15	vs. PIT	Fleury (2, EN)

SHOOTOUTS

	G	S	S%	GDG
2014-15	0	4	0.0	0
CAREER	0	9	0.0	0

GAME HIGHS

Goals:	3, 4/4/15 vs. PIT
Assists:	3 (2x), 1/6/15 at DAL
Points:	3 (7x), 4/4/15 vs. PIT
PIM:	17 (2x), 1/30/14 vs. WSH
+/-:	3 (6x), 2/6/15 vs. STL
Shots:	8, 1/8/11 vs. TBL
TOI:	24:48, 12/20/14 vs. CHI
Hits:	8, 11/12/11 at TOR
Blocked Shots:	4, 3/26/13 at VAN
Goal Streak:	3, 12/5-12/8/11 (3-0-3)
Assist Streak:	6, 10/9-10/23/14 (3-6-9)
Point Streak:	8, 12/27/14-1/14/15 (2-9-11)
GP Streak:	210, 3/16/10-3/26/13

CAREER STATS

Multi-goal Games:	10x, 4/4/15 vs. PIT (3-0-3)
Multi-assist Games:	18x, 3/13/15 vs. EDM (0-2-2)
Multi-point Games:	48x, 4/4/15 vs. PIT (3-0-3)
Three-point Games:	7x, 4/4/15 vs. PIT (3-0-3)
Four points-plus Games:	0
Overtime Goals:	2x, 12/11/14 at WSH (4:41)

NHL FIRSTS

Game:	10/3/07 at TOR
Goal:	10/18/07 vs. MTL
Assist:	11/29/07 vs. NSH

CBJ FIRSTS

Game:	1/19/13 at NSH
Goal:	1/19/13 at NSH
Assist:	1/26/13 vs. CHI



CAREER RECORD

REGULAR SEASON

PLAYOFFS

YEAR	TEAM	LEAGUE	GP	TOI	G	A	PTS	+/-	PIM	PP	SH	GW	S	S%	GP	G	A	PTS	PIM
2003-04	USNTDP	U-17	18	n/a	7	9	16	n/a	28	n/a	n/a	n/a	n/a	n/a
	USNTDP	NAHL	43	n/a	8	12	20	n/a	44	n/a	n/a	n/a	n/a	n/a	7	2	1	3	8
2004-05	USNTDP	U-18	4	n/a	2	1	3	n/a	0	n/a	n/a	n/a	n/a	n/a
	Sudbury	OHL	65	n/a	10	28	38	5	111	3	0	4	n/a	n/a	12	5	5	10	16
2005-06	Sudbury	OHL	65	n/a	24	46	70	19	146	8	5	2	n/a	n/a	10	1	3	4	28
2006-07	Sudbury	OHL	66	n/a	31	57	88	13	135	8	3	3	n/a	n/a	21	12	17	29	36
2007-08	Ottawa	NHL	45	9:09	6	3	9	0	20	0	0	0	44	13.6	4	1	0	1	2
	Binghamton	AHL	28	n/a	6	13	19	4	16	1	0	1	46	13.0
2008-09	Ottawa	NHL	81	13:40	17	15	32	-10	59	7	0	2	145	11.7
2009-10	Ottawa	NHL	61	14:18	9	17	26	6	53	2	0	2	83	10.8	6	0	1	1	2
2010-11	Ottawa	NHL	82	15:34	14	20	34	-19	43	5	0	3	149	9.4
2011-12	Ottawa	NHL	82	14:38	15	32	47	2	124	1	0	3	153	9.8	7	1	3	4	8
2012-13	Columbus	NHL	45	16:31	6	13	19	6	28	1	0	2	69	8.7
2013-14	Columbus	NHL	70	16:03	18	21	39	5	96	3	0	5	111	16.2	4	2	0	2	4
2014-15	Columbus	NHL	79	18:49	31	42	73	16	50	11	0	3	182	17.0
CBJ Totals			194	17:18	55	76	131	27	174	15	0	10	362	15.2	4	2	0	2	4
NHL Totals			545	15:05	116	163	279	6	473	30	0	20	936	12.4	21	4	4	8	16
AHL Totals			28	...	6	13	19	4	16	1	0	1	46	13.0
OHL Totals			196	...	65	131	196	37	392	19	8	9	43	18	25	43	80



POSITION

DEFENSE

SHOOTS

RIGHT

HEIGHT

6-1

WEIGHT

201

DOB

11/30/89

BIRTHPLACE

MISSISSAUGA, ONTARIO

VS. THE NHL

TEAM	GP	G	A	PTS	PIM
ANA	2	0	0	0	0
ARI	0	0	0	0	0
BOS	0	0	0	0	0
BUF	2	0	0	0	0
CGY	2	0	0	0	2
CAR	2	0	0	0	2
CHI	3	0	2	2	0
COL	3	0	2	2	2
CBJ	0	0	0	0	0
DAL	3	0	0	0	0
DET	1	0	0	0	0
EDM	2	0	0	0	0
FLA	0	0	0	0	0
LAK	3	0	0	0	0
MIN	1	0	0	0	0
MTL	3	0	0	0	0
NSH	1	0	0	0	0
NJD	4	0	1	1	4
NYI	3	0	1	1	2
NYR	2	0	1	1	2
OTT	2	0	1	1	2
PHI	2	0	0	0	0
PIT	3	0	0	0	0
SJS	2	1	0	1	0
STL	2	0	0	0	0
TBL	0	0	0	0	0
TOR	2	0	1	1	0
VAN	1	0	0	0	0
WSH	2	0	0	0	5
WPG	0	0	0	0	0
TOTALS:	53	1	9	10	21

QUICK FACT

Goloubef's great-uncle, Dick Duff, won six Stanley Cups during his 18 NHL seasons and is a member of the Hockey Hall of Fame.

CODY GOLOUBEUF

KOH-dee GOH-luh-behf

29

2014-15 SEASON

GP	G	A	PTS	+/-	PIM	PP	SH	GW	SHOTS	SPCT.	TOI	HITS	GVA	TKA	BKSHOTS
36	0	9	9	12	19	0	0	0	23	0.0	15:33	44	14	3	32

- Finished third among Jackets rookies in both assists (9) and points (9) and collected eight of his nine points on the road
- Ranked second-T on the club in plus/minus, recording an "even" or "plus" rating in 29 of his games, including the final 14-straight
- Notched the first two assists of his NHL career for his first career multi-point game on Jan. 4 at Colorado
- Made his season debut on Oct. 23 at San Jose

- Games lost to injury:** 16... **Multi-point (goal) games:** 2 (0)... **Most Points:** 2 (2x) – Mar. 27 at Chicago, most recent... **Most Goals:** 0... **Most Assists:** 2 (2x) – Mar. 27 at Chicago, most recent... **Most PIM:** 5 – Mar. 3 vs. Washington... **Most Shots:** 3 (2x) – Apr. 6 at NY Rangers, most recent... **TOI:** 19:33 – Feb. 22 at NY Rangers

CAREER HIGHLIGHTS

- Finished third among Springfield (AHL) defensemen in goals (7), assists (21) and points (28) in 2013-14
- Competed at the 2014 AHL All-Star Game in St. John's, Newfoundland, recording one assist and a +2 plus/minus rating for Team AHL in a 7-2 win over Färjestad BK
- Tallied 4-6-10 during an 11-game stretch for Springfield from Nov. 23 – Dec. 20, 2013
- Scored his first career NHL goal, the game-winner, on Feb. 11, 2013 vs. San Jose (Thomas Greiss)
- Spent his second pro season with the Columbus organization and made his NHL debut on Mar. 31, 2012 at St. Louis
- Played in his first professional season with Springfield (AHL) in 2010-11, finishing third among club defensemen in goals (5)
- Made his professional debut on Oct. 10, 2010 vs. Charlotte

AMATEUR CAREER

- Played three seasons at the University of Wisconsin (WCHA) from 2007-10, collecting 12-25-37 in 118 games
- Helped the Badgers reach the NCAA Frozen Four championship game during his junior season in 2009-10

INTERNATIONAL CAREER

- Won a gold medal with Team Canada at the 2009 IIHF World Junior Championships

PERSONAL

- Nickname is "Golo"
- Began playing hockey at the age of four and idolized Thomas Kaberle growing up
- Would be involved in real estate if he wasn't a hockey player
- Favorite movie is the *Shawshank Redemption*
- Enjoys to golf and fish when he is away from the rink

CAREER TRANSACTIONS

- Signed a two-year contract extension with the Blue Jackets on May 28, 2015
- Signed a one-year, two-way (NHL/AHL) contract with Columbus on July 7, 2014
- Signed a one-year, two-way (NHL/AHL) contract with Columbus on July 25, 2013
- Signed a three-year, entry level contract with the Blue Jackets on Apr. 29, 2010
- Columbus' second pick, 37th overall, in the 2008 NHL Draft

SINGLE SEASON HIGHS

GP:	36, 2014-15
Goals:	1, 2012-13
Assists:	9, 2014-15
Points:	9, 2014-15
+/-:	12, 2014-15
PIM:	19, 2014-15
PPG:	0
SHG:	0
GWG:	1, 2012-13
Shots:	23, 2014-15
Shot %:	7.1, 2012-13
TOI:	15:33, 2014-15
Hits:	44, 2014-15
Blocked Shots:	32, 2014-15
Multi-point Games:	2, 2014-15
Multi-goal Games:	0
Multi-assist Games:	2, 2014-15

PENALTY SHOTS - 0

DATE	OPPONENT	GOALIE (RESULT)
------	----------	-----------------

HAT TRICKS - 0

DATE	OPPONENT	GOALIE (RESULT)
------	----------	-----------------

SHOOTOUTS

	G	S	S%	GDG
2014-15	0	0	0.0	0
CAREER	0	0	0.0	0

GAME HIGHS

Goals:	1, 2/11/13 vs. SJS
Assists:	2 (2x), 3/27/15 at CHI
Points:	2 (2x), 3/27/15 at CHI
PIM:	5, 3/3/15 vs. WSH
+/-:	3, 3/27/15 at CHI
Shots:	4, 3/5/13 vs. EDM
TOI:	19:33, 2/22/15 at NYR
Hits:	4 (3x), 3/1/15 at PIT
Blocked Shots:	3 (3x), 4/11/15 at NYI
Goal Streak:	1, 2/11/13 (1-0-1)
Assist Streak:	2, 4/6-4/8/15 (0-2-2)
Point Streak:	2, 4/6-4/8/15 (0-2-2)
GP Streak:	17, 2/7/15-3/12/15

CAREER STATS

Multi-goal Games:	0
Multi-assist Games:	2x, 3/27/15 at CHI (0-2-2)
Multi-point Games:	2x, 3/27/15 at CHI (0-2-2)
Three-point Games:	0
Four points-plus Games:	0
Overtime Goals:	0

NHL/CBJ FIRSTS

Game:	3/31/12 at STL
Goal:	2/11/13 vs. SJS
Assist:	1/4/15 at COL



CAREER RECORD

REGULAR SEASON

PLAYOFFS

YEAR	TEAM	LEAGUE	GP	TOI	G	A	PTS	+/-	PIM	PP	SH	GW	S	S%	GP	G	A	PTS	PIM
2007-08	Wisconsin	WCHA	40	n/a	4	6	10	-1	36	2	0	3	50	8.0
2008-09	Wisconsin	WCHA	36	n/a	5	8	13	6	38	2	0	2	80	6.3
2009-10	Wisconsin	WCHA	42	n/a	3	11	14	13	64	1	0	1	85	3.5
2010-11	Springfield	AHL	50	n/a	5	12	17	-12	42	1	0	2	54	9.3
2011-12	Columbus	NHL	1	6:00	0	0	0	1	0	0	0	0	0	0.0
	Springfield	AHL	48	n/a	1	11	12	-14	43	0	0	0	68	1.5
2012-13	Columbus	NHL	11	14:48	1	0	1	-3	0	0	0	1	14	7.1
	Springfield	AHL	38	n/a	5	8	13	9	49	1	0	0	49	10.2	7	0	2	2	10
2013-14	Columbus	NHL	5	9:49	0	0	0	0	2	0	0	0	4	0.0
	Springfield	AHL	62	n/a	7	21	28	9	98	2	0	2	113	6.2	5	0	0	0	6
2014-15	Columbus	NHL	36	15:33	0	9	9	12	19	0	0	0	23	0.0
	Springfield	AHL	3	n/a	0	0	0	0	0	0	0	0	0	0.0
CBJ/NHL Totals			53	14:41	1	9	10	10	21	0	0	1	41	2.4
AHL Totals			201	...	18	52	70	-8	232	4	0	5	287	6.3	12	0	2	2	16
NCAA Totals			118	...	12	25	37	18	138	5	0	6	215	5.6



SCOTT HARTNELL

SKAWT HAHRT-nuhl

43

POSITION

LEFT WING

SHOOTS

LEFT

HEIGHT

6-2

WEIGHT

214

DOB

04/18/82

BIRTHPLACE

REGINA, SASKATCHEWAN

VS. THE NHL

TEAM	GP	G	A	PTS	PIM
ANA	33	8	5	13	45
ARI	30	10	7	17	26
BOS	36	11	6	17	66
BUF	35	13	16	29	48
CGY	29	10	6	16	78
CAR	34	18	12	30	59
CHI	40	13	19	32	48
COL	33	7	13	20	41
CBJ	43	8	10	18	76
DAL	29	7	10	17	49
DET	39	17	11	28	54
EDM	30	8	9	17	43
FLA	32	5	9	14	40
LAK	33	5	7	12	43
MIN	29	5	10	15	30
MTL	32	4	10	14	43
NSH	8	0	3	3	4
NJD	51	11	9	20	69
NYI	49	20	20	40	71
NYR	50	8	13	21	88
OTT	35	7	10	17	32
PHI	11	1	5	6	2
PIT	49	14	20	34	100
SJS	33	6	14	20	48
STL	43	13	11	24	67
TBL	34	11	11	22	71
TOR	32	8	6	14	80
VAN	30	9	8	17	48
WSH	37	13	12	25	48
WPG	31	8	17	25	35

TOTALS: 1030 278 319 5971552

QUICK FACT

Hartnell has averaged 25 goals and 55 points over his last six full NHL seasons, including his third career 60-point effort in his first as a Jacket in 2014-15.

2014-15 SEASON

GP	G	A	PTS	+/-	PIM	PP	SH	GW	SHOTS	SPCT.	TOI	HITS	GVA	TKA	BKSHOTS
77	28	32	60	1	100	8	0	2	204	13.7	17:17	160	40	36	38

- Tied his career high with 32 assists and reached the 60-point mark for the third time in his NHL career, finishing second on the team in goals and third in both assists (tied) and points
- Scored 20-plus goals for the eighth time in his last nine full NHL seasons
- Set a franchise single-month record with 11 goals in March, tied for most in the NHL (Washington's Alex Ovechkin)
- Netted the first Blue Jackets hat trick since Apr. 5, 2012 (Cam Atkinson) and the eighth of his career on Mar. 24 vs. Anaheim (2-John Gibson, 1-empty net)
- Tied a career high with an eight-game point streak from Feb. 3-19 (4-7-11)
- Scored a goal in his 1,000th career NHL game on Feb. 9 vs. Los Angeles
- Posted a career high in assists and tied his career high in points with 0-4-4 on Oct. 23 at San Jose
- Games lost to injury:** 5... **Multi-point (goal) games:** 16 (6)... **Most Points:** 4 – Oct. 23 at San Jose... **Most Goals:** 3 – Mar. 24 vs. Anaheim... **Most Assists:** 4 – Oct. 23 at San Jose... **Most PIM:** 10 – Jan. 3 at Arizona... **Most Shots:** 8 – Oct. 28 vs. Ottawa... **TOI:** 24:10 – Nov. 8 vs. Tampa Bay

CAREER HIGHLIGHTS

- Dished out a career-high 32 assists, reaching the 50-point plateau for the third time in his NHL career in 2013-14 with Philadelphia
- Scored his 250th career NHL goal on Mar. 28, 2014 vs. Toronto
- Recorded his 500th career NHL point (assist on Luke Schenn's first-period goal) on Dec. 23, 2013 vs. Minnesota
- Set a career-high with an eight-game scoring streak from Dec. 21, 2013 - Jan. 7, 2014 (4-5-9)
- Scored a career-high 37 goals in 2011-12, also finishing with a career-best 67 points
- Competed in 2012 NHL All-Star Game as a member of Team Alfredsson
- Scored his 200th career NHL goal on Dec. 13, 2011 at Washington
- Registered two hat tricks within nine days of each other on Dec. 11 and Dec. 20, 2008 (vs. Carolina and Washington)
- Scored his 100th career NHL goal on Jan. 8, 2008 at Atlanta
- Recorded his first career NHL hat trick with Nashville on Feb. 4, 2006 vs. Chicago
- Won Norwegian championship with Valerenga in 2004-05, earning playoff MVP honors
- Competed in NHL YoungStars Game in 2002
- Scored his first career NHL goal on Nov. 11, 2000 vs. Boston (Byron Dafoe)
- Was the youngest player in the NHL during rookie 2000-01 season with the Predators
- Made his NHL debut on Oct. 6, 2000 against the Penguins in a neutral site game in Japan

AMATEUR CAREER

- Played two full seasons with the Prince Albert Raiders of the Western Hockey League from 1998-00
- Won the WHL Top Draft Prospect Award in 2000
- Member of Team Orr at the 2000 NHL Top Prospects Game

INTERNATIONAL CAREER

- Represented Canada at the 2006 IIHF World Championships in Latvia
- Won a gold medal with Team Alberta at 1999 Canada Winter Games in Newfoundland

PERSONAL

- Nickname is "Bird Dogg"
- Began playing hockey at the age of five and grew up idolizing Cam Neely
- Would like to be a teacher if he wasn't a hockey player
- Would like Will Ferrell to play him in a movie about his life
- Started the #HartnellDown Foundation in 2012 that provides support to charities that support hockey, children and communities around the US and Canada

CAREER TRANSACTIONS

- Acquired by Columbus in exchange for LW R.J. Umberger and a fourth round pick in the 2015 NHL Draft on June 23, 2014
- Signed a six-year contract extension with Philadelphia on Aug. 20, 2012
- Signed a six-year contract with Philadelphia on June 18, 2007
- Acquired by the Flyers along with D Kimmo Timonen from Nashville in exchange for a first round selection in the 2007 NHL Draft on June 18, 2007
- Re-signed by Nashville to a one-year contract on Aug. 1, 2006
- Re-signed by Nashville to a one-year contract on Aug. 10, 2005
- Re-signed by Nashville to a one-year contract on July 26, 2004
- Re-signed by Nashville to a one-year contract on July 10, 2003
- Nashville's first pick, sixth overall, in the 2000 NHL Draft

SINGLE SEASON HIGHS

GP:	82 (4x), 2011-12
Goals:	37, 2011-12
Assists:	32 (2x), 2014-15
Points:	67, 2011-12
+/-:	19 (2x), 2011-12
PIM:	159, 2007-08
PPG:	16, 2011-12
SHG:	2, 2005-06
GWG:	8, 2005-06
Shots:	232, 2011-12
Shot %:	15.9, 2011-12
TOI:	17:48, 2008-09
Hits:	188, 2011-12
Blocked Shots:	39, 2013-14
Multi-point Games:	18, 2011-12
Multi-goal Games:	6 (2x), 2014-15
Multi-assist Games:	7, 2009-10

PENALTY SHOTS - 4

DATE	OPPONENT	GOALIE (RESULT)
3/21/06	at DET	Legace (No Goal)
1/3/09	at LAK	Quick (No Goal)
12/10/10	vs. BOS	Thomas (No Goal)
3/3/15	vs. WSH	Holtby (No Goal)

HAT TRICKS - 8

DATE	OPPONENT	GOALIE (RESULT)
2/4/06	vs. CHI	Munro (1), Anderson (2)
1/10/08	at NYR	Lundqvist (3)
1/19/08	at NYI	DiPietro (3)
12/11/08	vs. CAR	Leighton (3)
12/20/08	vs. WSH	Theodore (3)
1/22/12	vs. BOS	Thomas (3)
4/15/13	at MTL	Price (2), Budaj (1)
3/24/15	vs. ANA	Gibson (2, EN)

SHOOTOUTS

	G	S	S%	GDG
2014-15	0	0	0	0
CAREER	0	1	0.0	0

GAME HIGHS

Goals:	3 (8x), 3/24/15 vs. ANA
Assists:	4, 10/23/14 at SJS
Points:	4 (6x), 10/23/14 at SJS
PIM:	23, 4/6/02 vs. CGY
+/-:	4, 12/20/08 vs. WSH
Shots:	9, 1/22/12 vs. BOS
TOI:	24:38, 3/15/02 vs. PHX
Hits:	13, 1/2/12 vs. NYR
Blocked Shots:	3 (4x), 11/14/14 at PHI
Goal Streak:	6, 12/2-12/13/11 (6-2-8)
Assist Streak:	6, 1/16-1/27/03 (2-8-10)
Point Streak:	8 (2x), 2/3-2/19/15 (4-7-11)
GP Streak:	203, 1/17/10-1/22/13

CAREER STATS

Multi-goal Games:	37x, 3/24/15 vs. ANA (3-0-3)
Multi-assist Games:	41x, 2/17/15 at PHI (0-2-2)
Multi-point Games:	122x, 4/11/15 at NYI (1-1-2)
Three-point Games:	23x, 3/24/15 vs. ANA (3-0-3)
Four points-plus Games:	6x, 10/23/14 at SJS (0-4-4)
Overtime Goals:	4x, 3/18/12 vs. PIT (4:59)

NHL FIRSTS

Game:	10/6/00 at PIT (Japan)
Goal:	11/11/00 at BOS
Assist:	10/24/00 vs. VAN

CBJ FIRSTS

Game:	10/9/14 at BUF
Goal:	10/24/14 at ANA
Assist:	10/9/14 at BUF



CAREER RECORD

REGULAR SEASON

PLAYOFFS

YEAR	TEAM	LEAGUE	GP	TOI	G	A	PTS	+/-	PIM	PP	SH	GW	S	S%	GP	G	A	PTS	PIM
1997-98	Prince Albert	WHL	1	n/a	0	1	1	1	2	0	0	0	n/a	n/a
1998-99	Prince Albert	WHL	65	n/a	10	34	44	14	104	4	1	3	n/a	n/a	14	0	5	5	22
1999-00	Prince Albert	WHL	62	n/a	27	55	82	13	124	6	0	2	n/a	n/a	6	3	2	5	6
2000-01	Nashville	NHL	75	10:54	2	14	16	-8	48	0	0	0	92	2.2
2001-02	Nashville	NHL	75	16:58	14	27	41	5	111	3	0	4	162	8.6
2002-03	Nashville	NHL	82	15:17	12	22	34	-3	101	2	0	2	221	5.4
2003-04	Nashville	NHL	59	16:16	18	15	33	-5	87	5	0	3	154	11.7	6	1	2	3	2
2004-05	Valerengen If Oslo	Norway	28	n/a	17	12	29	n/a	103	n/a	n/a	n/a	n/a	n/a	11	12	7	19	24
2005-06	Nashville	NHL	81	16:05	25	23	48	8	101	10	2	8	211	11.8	5	1	0	1	4
2006-07	Nashville	NHL	64	15:43	22	17	39	19	96	10	0	2	150	14.7	5	1	1	2	28
2007-08	Philadelphia	NHL	80	16:11	24	19	43	2	159	10	1	6	176	13.6	17	3	4	7	20
2008-09	Philadelphia	NHL	82	17:48	30	30	60	14	143	6	1	5	210	14.3	6	1	1	2	23
2009-10	Philadelphia	NHL	81	15:43	14	30	44	-6	155	8	0	4	171	8.2	23	8	9	17	25
2010-11	Philadelphia	NHL	82	16:36	24	25	49	14	142	4	0	4	177	13.6	11	1	3	4	23
2011-12	Philadelphia	NHL	82	17:47	37	30	67	19	136	16	0	6	232	15.9	11	3	5	8	15
2012-13	Philadelphia	NHL	32	15:52	8	3	11	-5	70	4	0	1	74	10.8
2013-14	Philadelphia	NHL	78	16:53	20	32	52	11	103	9	0	3	207	9.7	7	0	3	3	6
2014-15	Columbus	NHL	77	17:17	28	32	60	1	100	8	0	2	204	13.7
CBJ Totals			77	17:17	28	32	60	1	100	8	0	2	204	13.7
NHL TOTALS			1,030	16:08	278	319	597	66	1,552	95	4	50	2,441	11.4	91	19	28	47	146
WHL Totals			128	...	37	90	127	28	230	10	1	5	20	3	7	10	28



BOONE JENNER

BOON JEH-nuhr

38

2014-15 SEASON

GP	G	A	PTS	+/-	PIM	PP	SH	GW	SHOTS	SPCT.	TOI	HITS	GVA	TKA	BKSHOTS
31	9	8	17	-5	12	2	0	2	83	10.8	18:16	102	17	18	25

- Skated in his 100th career NHL game on Apr. 6 at NY Rangers
- Missed 40 games from Dec. 20 - Mar. 19 with a stress fracture in his back
- Converted his second career penalty shot on Dec. 13 vs. Pittsburgh (Thomas Greiss)
- Registered a career-high four-game goal streak from Dec. 1-9 (4-0-4)
- Notched the first multi-assist game of his NHL career with two assists on Nov. 7 at Carolina

• **Games lost to injury:** 51... **Multi-point (goal) games:** 4 (0)... **Most Points:** 2 (4x) Mar. 28 at St. Louis, most recent... **Most Goals:** 1 (9x) Apr. 10 vs. Buffalo, most recent... **Most Assists:** 2 (2x) - Nov. 11 at Washington, most recent... **Most PIM:** 2 (6x) - Apr. 2 vs. NY Islanders, most recent... **Most Shots:** 6 - Apr. 10 vs. Buffalo... **TOI:** 21:41 - Nov. 8 vs. Tampa Bay

CAREER HIGHLIGHTS

- Led all rookie NHL forwards in hits (212) and game-winning goals (5, tied); finished sixth-T in goals (16) and sixth in shooting pct. (12.6) in 2013-14
- Set Blue Jackets record for most GW goals by a rookie (5) in 2013-14
- Converted on his first career penalty shot attempt on Jan. 11, 2014 at Winnipeg, becoming the second rookie in Blue Jackets history to score a penalty shot goal (David Vyborny, 2000-01) and first ever to score a GWG in that manner
- Scored his first and second career NHL goals on Oct. 17, 2013 at Montreal (Carey Price), both on the power play, becoming the first NHL player since Dustin Penner (on Nov. 30, 2005) to score his first two career goals with the man advantage in the same game
- Made his NHL debut on Oct. 4, 2013 vs. Calgary
- Led all Springfield (AHL) forwards in scoring during the 2013 Calder Cup Playoffs (2-3-5)
- Made his professional debut with Springfield on Apr. 4, 2012 at Bridgeport

AMATEUR CAREER

- Finished third in the OHL in goals (45), fourth-T in game-winning goals (8) and 10th in points (82) in final season with Oshawa in 2012-13
- Named the Generals' team captain on Aug. 23, 2011
- Ranked third on Oshawa in assists (41) and points (66) in 2010-11
- Named to OHL All-Rookie team in 2009-10 after ranking fourth on the Generals in goals, assists and points with 19-30-49 in 65 games

INTERNATIONAL CAREER

- Represented Canada at the IIHF World Junior Championships for the second-straight year in 2013
- Recorded 0-2-2 and 29 penalty minutes in five games at the 2012 IIHF World Junior Championships, helping Canada win bronze
- Won a gold medal with Team Canada at the 2011 U18 Junior World Cup
- Won a silver medal with Team Ontario at IIHF World U17 Hockey Challenge in 2010, serving as team captain

PERSONAL

- Nickname is "Bam Bam"
- Began playing hockey at the age of four and grew up idolizing Mike Modano
- Would like to own a business if he wasn't a hockey player
- Enjoys golf, his favorite athlete is Rory McIlroy, and would most like to have dinner with Tiger Woods
- Would like Mark Wahlberg to play him in a movie about his life

CAREER TRANSACTIONS

- Signed a three-year entry level contract with the Blue Jackets on Mar. 28, 2012
- Columbus' first pick, 37th overall, in the 2011 NHL Draft

POSITION

LEFT WING

SHOOTS

LEFT

HEIGHT

6-2

WEIGHT

215

DOB

06/15/93

BIRTHPLACE

DORCHESTER, ONTARIO

VS. THE NHL

TEAM	GP	G	A	PTS	PIM
ANA	2	0	1	1	0
ARI	2	1	0	1	0
BOS	3	0	0	0	6
BUF	3	1	0	1	0
CGY	3	0	0	0	0
CAR	7	2	3	5	6
CHI	3	0	0	0	0
COL	2	1	0	1	0
CBJ	0	0	0	0	0
DAL	2	1	0	1	2
DET	5	1	1	2	2
EDM	2	0	1	1	4
FLA	5	3	2	5	4
LAK	2	0	1	1	0
MIN	2	1	0	1	0
MTL	2	2	0	2	2
NSH	3	0	0	0	2
NJD	5	0	0	0	2
NYI	5	1	2	3	2
NYR	4	0	1	1	0
OTT	2	0	0	0	0
PHI	7	3	0	3	2
PIT	5	1	2	3	2
SJS	3	1	2	3	0
STL	3	1	1	2	2
TBL	5	2	1	3	2
TOR	4	1	0	1	4
VAN	3	0	0	0	2
WSH	6	0	3	3	11
WPG	3	2	0	2	0
TOTALS:	103	25	21	46	57

QUICK FACT

Jenner netted the second-most goals by a first-year player in Blue Jackets history with 16 during the 2013-14 season (Rick Nash, 17 in 2002-03).

SINGLE SEASON HIGHS

GP:	72, 2013-14
Goals:	16, 2013-14
Assists:	13, 2013-14
Points:	29, 2013-14
+/-:	6, 2013-14
PIM:	45, 2013-14
PPG:	4, 2013-14
SHG:	0
GWG:	5, 2013-14
Shots:	127, 2013-14
Shot %:	12.6, 2013-14
TOI:	18:16, 2014-15
Hits:	212, 2013-14
Blocked Shots:	37, 2013-14
Multi-point Games:	5, 2013-14
Multi-goal Games:	2, 2013-14
Multi-assist Games:	2, 2014-15

PENALTY SHOTS - 2

DATE	OPPONENT	GOALIE (RESULT)
1/11/14	at WPG	Pavelec (Goal)
12/13/14	vs. PIT	Greiss (Goal)

HAT TRICKS - 0

DATE	OPPONENT	GOALIE (RESULT)
------	----------	-----------------

SHOOTOUTS

	G	S	S%	GDG
2014-15	1	2	50.0	1
CAREER	1	2	50.0	1

GAME HIGHS

Goals:	2 (2x), 1/11/14 at WPG
Assists:	2 (2x), 11/11/14 at WSH
Points:	2 (9x), 3/28/15 at STL
PIM:	7, 1/30/14 vs. WSH
+/-:	2 (6x), 11/7/14 at CAR
Shots:	6 (3x), 4/10/15 vs. BUF
TOI:	21:41, 11/8/14 vs. TBL
Hits:	9, 1/21/14 vs. LAK
Blocked Shots:	3 (3x), 11/8/14 vs. TBL
Goal Streak:	4, 12/1-12/9/14 (4-0-4)
Assist Streak:	3, 1/30-2/3/14 (1-3-4)
Point Streak:	4, 12/1-12/9/14 (4-0-4)
GP Streak:	63, 11/17/13-4/12/14

CAREER STATS

Multi-goal Games:	2x, 1/11/14 at WPG (2-0-2)
Multi-assist Games:	2x, 11/11/14 at WSH (0-2-2)
Multi-point Games:	9x, 3/28/15 at STL (1-1-2)
Three-point Games:	0
Four points-plus Games:	0
Overtime Goals:	0

NHL/CBJ FIRSTS

Game:	10/4/13 vs. CGY
Goal:	10/17/13 at MTL
Assist:	11/29/13 vs. EDM



CAREER RECORD

REGULAR SEASON

PLAYOFFS

YEAR	TEAM	LEAGUE	GP	TOI	G	A	PTS	+/-	PIM	PP	SH	GW	S	S%	GP	G	A	PTS	PIM
2009-10	Oshawa	OHL	65	n/a	19	30	49	-22	91	8	2	3	n/a	n/a
2010-11	Oshawa	OHL	63	n/a	25	41	66	10	57	4	2	3	n/a	n/a	10	7	5	12	14
2011-12	Oshawa	OHL	43	n/a	22	27	49	12	59	7	4	3	n/a	n/a	6	4	7	11	10
	Springfield	AHL	5	n/a	1	0	1	-1	2	0	0	0	9	11.1
2012-13	Oshawa	OHL	56	n/a	45	37	82	23	58	12	0	8	n/a	n/a	9	2	6	8	8
	Springfield	AHL	5	n/a	3	1	4	1	0	1	0	1	14	21.4	8	2	3	5	8
2013-14	Columbus	NHL	72	14:04	16	13	29	6	45	4	0	5	127	12.6	6	3	2	5	4
2014-15	Columbus	NHL	31	18:16	9	8	17	-5	12	2	0	2	83	10.8
CBJ/NHL Totals			103	15:20	25	21	46	1	57	6	0	7	210	11.9	6	3	2	5	4
AHL Totals			10	...	4	1	5	0	2	1	0	1	23	17.4	8	2	3	5	8
OHL Totals			227	...	111	135	246	23	265	31	8	9	25	13	18	21	32



POSITION

CENTER

SHOOTS

RIGHT

HEIGHT

6-3

WEIGHT

218

DOB

07/31/92

BIRTHPLACE

PORT MOODY, BRITISH COLUMBIA

VS. THE NHL

TEAM	GP	G	A	PTS	PIM
ANA	8	3	3	6	2
ARI	8	2	1	3	6
BOS	8	3	4	7	8
BUF	8	0	6	6	2
CGY	10	2	2	4	4
CAR	10	2	5	7	6
CHI	12	4	4	8	4
COL	11	2	2	4	4
CBJ	0	0	0	0	0
DAL	9	3	4	7	4
DET	16	3	5	8	10
EDM	10	3	2	5	6
FLA	7	2	4	6	2
LAK	9	1	3	4	6
MIN	9	1	2	3	0
MTL	7	3	1	4	11
NSH	14	3	2	5	4
NJD	9	0	3	3	6
NYI	9	2	4	6	4
NYR	9	1	3	4	2
OTT	7	1	5	6	4
PHI	10	3	6	9	6
PIT	10	2	2	4	0
SJS	10	6	1	7	6
STL	11	3	4	7	0
TBL	8	4	3	7	4
TOR	7	6	3	9	0
VAN	10	1	4	5	4
WSH	10	4	4	8	0
WPG	5	3	2	5	4
TOTALS:	271	73	94	167	119

QUICK FACT

Johansen joined Rick Nash as the only players in franchise history to have a 60+ and 70+ point campaign on his resume after picking up 63 points in 2013-14 and 71 points in 2014-15.

RYAN JOHANSEN

RIGH-uhn joh-HAN-sehn

19

2014-15 SEASON

GP	G	A	PTS	+/-	PIM	PP	SH	GW	SHOTS	SPCT.	TOI	HITS	GVA	TKA	BKSHOTS
82	26	45	71	-6	40	7	2	0	202	12.9	19:30	84	53	60	33

- Set career highs in assists, points and time on ice, while leading the club in assists and face-off wins (851), ranking second in points and third in goals, multi-point games (15) and shots on goal (202)
 - Was one of two Blue Jackets (David Savard) to play in all 82 games and has played in 194 consecutive games dating back to Feb. 24, 2013
 - Became the fourth player in Jackets history to score 70+ points in a season, joining Nick Foligno (2014-15), Rick Nash (2008-09) and Ray Whitney (2002-03)
 - Registered 8-8-16 during a franchise-record and NHL season-best 13-game point streak from Dec. 18-Jan. 17
 - Posted a 10-game point streak (5-8-13, Oct. 9-31) and nine-game point streak (4-8-12, Mar. 15-Apr. 2)
 - Named the NHL All-Star Game MVP after collecting 2-2-4 on Jan. 25 at Nationwide Arena in Columbus
 - Set career highs for points and assists with 0-4-4 on Nov. 14 at Philadelphia
 - Skated in his 200th career NHL game on Nov. 1 at New Jersey
 - Notched his 100th career NHL point on first of two goals on Oct. 14 vs. Dallas
- **Games lost to injury:** 0... **Multi-point** (goal) games: 15 (3)... **Most Points:** 4 – Nov. 14 at Philadelphia... **Most Goals:** 2 (3x) – Jan. 9 at Toronto, most recent ... **Most Assists:** 4 – Nov. 14 at Philadelphia... **Most PIM:** 4 – Nov. 25 vs. Winnipeg... **Most Shots:** 7 (2x) – Feb. 14 at NY Islanders, most recent... **TOI:** 23:20 – Dec. 13 vs. Pittsburgh

CAREER HIGHLIGHTS

- Recorded 2-4-6 in six playoff games, finishing second on Columbus in scoring and first-T among forwards in 2014
- Led Columbus in goals (33), points (63), multi-point games (16), shots on goal (237) and face-off wins (692) in 2013-14
- Became the third player in Jackets history to score 30+ goals in a season (Rick Nash, Geoff Sanderson) and the ninth to tally 60+ points
- Was the youngest player in the NHL with 30+ goals in 2013-14
- Led Columbus in face-off wins (272) in 2012-13
- Skated in his 100th career NHL game on Apr. 12, 2013 vs. St. Louis
- Tallied his first career NHL shootout goal on Mar. 10, 2013 at Detroit
- Played his first professional season with Columbus and ranked fourth-T among NHL rookies and was second-T on the club in game-winning goals (3) in 2011-12
- His first NHL goal was the game-winner (also had an assist) on Oct. 25, 2011 vs. Detroit (Ty Conklin)
- Was the first player to score his club's first three game-winners in a season in 2011-12 since Philadelphia's Brian Propp in 1982-83

AMATEUR CAREER

- Spent two seasons with Portland (WHL) from 2009-11
- Led the Winterhawks in goals, points and plus/minus rating (sixth-T in WHL) and was second in assists with 40-52-92, +44 in 63 games in 2010-11
- Led the WHL in playoff scoring with 13-15-28 in 21 games and helped Portland reach the WHL Final in 2010-11
- Ranked second-T among WHL rookies in assists (44) and points (69) in 2009-10
- Ranked second on the Winterhawks in assists, points and power play goals (9) in 2009-10
- Led the Winterhawks and all WHL rookies in playoff assists (12) and points (18) in 2009-10
- Was selected to play in the CHL Top Prospects Game in 2009-10

INTERNATIONAL CAREER

- Represented Canada at the 2011 IIHF World Junior Championships (silver medal) and was named to the tournament All-Star Team after tallying 3-6-9 in seven games

PERSONAL

- Nickname is "Joe" or "Joey"
- Began playing hockey at the age of three and idolized Joe Thornton growing up
- Has a Siberian Husky named Lily
- Would most like to have dinner with Kevin Hart and would like Will Ferrell to play him in a movie about his life
- Enjoys golfing and his favorite athlete is Jason Day

CAREER TRANSACTIONS

- Signed a three-year contract extension with the Blue Jackets on Oct. 6, 2014
- Signed a three-year entry level contract with the Blue Jackets on Sept. 9, 2010
- Columbus' first pick, fourth overall, in the 2010 NHL Draft

SINGLE SEASON HIGHS

GP:	82 (2x), 2014-15
Goals:	33, 2013-14
Assists:	45, 2014-15
Points:	71, 2014-15
+/-:	3, 2013-14
PIM:	43, 2013-14
PPG:	7 (2x), 2014-15
SHG:	2, 2014-15
GWG:	5, 2013-14
Shots:	237, 2013-14
Shot %:	13.9, 2013-14
TOI:	19:30, 2014-15
Hits:	114, 2013-14
Blocked Shots:	39, 2013-14
Multi-point Games:	16, 2013-14
Multi-goal Games:	4, 2013-14
Multi-assist Games:	5, 2014-15

PENALTY SHOTS - 0

DATE	OPPONENT	GOALIE (RESULT)
------	----------	-----------------

HAT TRICKS - 0

DATE	OPPONENT	GOALIE (RESULT)
------	----------	-----------------

SHOOTOUTS

	G	S	S%	GDG
2014-15	6	11	54.5	3
CAREER	10	26	38.5	5

GAME HIGHS

Goals:	2 (9x), 1/9/15 at TOR
Assists:	4, 11/14/14 at PHI
Points:	4, 11/14/14 at PHI
PIM:	9, 3/20/14 at MTL
+/-:	3 (3x), 2/6/15 vs. STL
Shots:	8, 4/8/14 vs. PHX
TOI:	23:20, 12/13/14 vs. PIT
Hits:	5, 10/5/13 at NYI
Blocked Shots:	2 (24x), 3/21/15 at CGY
Goal Streak:	5, 12/31/14-1/9/15 (6-1-7)
Assist Streak:	6, 3/19-3/31/15 (2-7-9)
Point Streak:	13, 12/18/14-1/17/15 (8-8-16)
GP Streak:	194, 2/24/13-4/11/15

CAREER STATS

Multi-goal Games:	9x, 1/9/15 at TOR (2-0-2)
Multi-assist Games:	8x, 3/31/15 vs. NJD (0-2-2)
Multi-point Games:	35x, 3/31/15 vs. NJD (0-2-2)
Three-point Games:	4x, 2/6/15 vs. STL (1-2-3)
Four points-plus Games:	1x, 11/14/14 at PHI (0-4-4)
Overtime Goals:	2x, 4/8/14 vs. ARI (3:33)

NHL/CBJ FIRSTS

Game:	10/7/11 vs. NSH
Goal:	10/25/11 vs. DET
Assist:	10/22/11 at OTT



CAREER RECORD

REGULAR SEASON

PLAYOFFS

YEAR	TEAM	LEAGUE	GP	TOI	G	A	PTS	+/-	PIM	PP	SH	GW	S	S%	GP	G	A	PTS	PIM
2009-10	Portland	WHL	71	n/a	25	44	69	17	53	9	1	4	n/a	n/a	13	6	12	18	18
2010-11	Portland	WHL	63	n/a	40	52	92	44	64	10	2	7	n/a	n/a	21	13	15	28	6
2011-12	Columbus	NHL	67	12:44	9	12	21	-2	24	3	0	3	99	9.1
2012-13	Springfield	AHL	40	n/a	17	16	33	11	20	3	0	3	95	17.9	5	0	1	1	2
	Columbus	NHL	40	16:04	5	7	12	-7	12	0	0	2	84	6.0
2013-14	Columbus	NHL	82	17:38	33	30	63	3	43	7	0	5	237	13.9	6	2	4	6	4
2014-15	Columbus	NHL	82	19:30	26	45	71	-6	40	7	2	0	202	12.9
CBJ/NHL Totals			271	16:45	73	94	167	-12	119	17	2	10	622	11.7	6	2	4	6	4
AHL Totals			40	...	17	16	33	11	20	3	0	3	95	17.9	5	0	1	1	2
WHL Totals			134	...	65	96	161	61	117	19	3	11	34	19	27	46	24

JACK JOHNSON

JAK JAHN-suhn

7



POSITION

DEFENSE

SHOOTS

LEFT

HEIGHT

6-1

WEIGHT

230

DOB

01/13/87

BIRTHPLACE

INDIANAPOLIS, INDIANA

VS. THE NHL

TEAM	GP	G	A	PTS	PIM
ANA	30	2	13	15	22
ARI	39	3	12	15	32
BOS	12	2	3	5	2
BUF	10	0	6	6	8
CGY	24	1	6	7	20
CAR	12	0	3	3	4
CHI	24	2	6	8	10
COL	25	1	8	9	27
CBJ	16	0	7	7	8
DAL	34	4	16	20	20
DET	29	2	4	6	6
EDM	25	3	7	10	22
FLA	11	3	4	7	8
LAK	8	2	3	5	0
MIN	24	3	11	14	16
MTL	11	0	2	2	6
NSH	24	2	5	7	10
NJD	14	2	5	7	2
NYI	16	4	4	8	6
NYR	13	1	3	4	10
OTT	11	1	2	3	12
PHI	15	3	5	8	8
PIT	15	1	5	6	12
SJS	34	2	7	9	18
STL	27	1	7	8	42
TBL	8	0	4	4	10
TOR	10	1	2	3	6
VAN	28	3	9	12	16
WSH	12	2	7	9	6
WPG	8	1	2	3	6
TOTALS:	569	52	178	230	375

QUICK FACT

Jack's wife, Kelly, is the only three-time winner of the Gatorade Player of the Year award for girls soccer in Ohio (Dublin Coffman) and went on to play at the University of Virginia from 2005-08.

2014-15 SEASON

GP	G	A	PTS	+/-	PIM	PP	SH	GW	SHOTS	SPCT.	TOI	HITS	GVA	TKA	BKSHOTS
79	8	32	40	-13	44	3	0	1	141	5.7	24:09	157	30	18	131

- Led the club in blocked shots and TOI/game and led club defensemen in assists and points, ranking ninth-T among NHL defensemen in power play points (21)
- Registered the third-most points in a season by a defenseman in club history and recorded 40+ points for the second time in his NHL career (2010-11)
- Posted his 200th career NHL point with an assist on Nov. 29 at Nashville
- Collected his 150th career NHL assist in his 500th career NHL game on Oct. 31 vs. Toronto

• **Games lost to injury:** 0... **Multi-point (goal) games:** 3 (0)... **Most Points:** 2 (3x) – Apr. 10 vs. Buffalo, most recent... **Most Goals:** 1 (8x) – Apr. 2 vs. NY Islanders, most recent... **Most Assists:** 2 (3x) – Apr. 10 vs. Buffalo, most recent... **Most PIM:** 4 – Jan. 31 at Tampa Bay... **Most Shots:** 6 – Feb. 24 vs. Buffalo... **TOI:** 29:17 – Dec. 13 vs. Pittsburgh

CAREER HIGHLIGHTS

- Recorded 3-4-7 in six playoff games to lead the Jackets in postseason scoring in 2014
- Led the club in blocked shots (128) and TOI/game (24:40); finished second among defensemen in points (33), assists (28) and goals (5, tied) in 2013-14
- Led all Blue Jackets defensemen in power play points (8), shots (96), hits (66) and blocked shots (90) in 2012-13
- Skated in the 400th game of his NHL career on Apr. 9, 2013 vs. San Jose
- Broke his own Blue Jackets team record for TOI in a single game on Feb. 2, 2013 vs. Detroit (34:59)
- Ranked second-T among NHL defensemen in game-winning goals (5), sixth-T in goals (12) and eighth-T in power play goals (5) in 2011-12, setting career highs in goals, PP goals, GW goals, shots (176) and time on ice (27:25)
- Recorded his 100th career NHL assist on second assist of game on Mar. 23, 2012 vs. Carolina
- Ranked third-T among NHL defensemen in power play assists (25) and fourth-T in power play points (28) in 2010-11
- Led the Kings in blocked shots (133), ranked second with a career-high 37 assists and time on ice (23:11) and was one of six players to play in all 82 games in 2010-11
- Played in the 300th game of his NHL career on Nov. 16, 2011 vs. Anaheim with the Kings
- Recorded the 100th point of his NHL career on Apr. 9, 2011 vs. Anaheim
- Tied a Kings playoff record for a defenseman with 0-3-3 in Game 3 of the Western Conference Quarterfinals on Apr. 19, 2010 vs. Vancouver
- Played in the 100th game of his NHL career on Mar. 1, 2009 at Chicago
- Ranked third among NHL rookies and third on Los Angeles in time on ice (21:41) and was second among NHL rookies in blocked shots (136) in 2007-08
- Was selected to play in the NHL YoungStars event as a part of 2008 All-Star Weekend

AMATEUR CAREER

- Played two seasons (2005-07) at the University of Michigan (CCHA) and two seasons (2003-05) with the U.S. National Development Team Program
- Named CCHA Best Offensive Defenseman and earned All-CCHA First Team honors in 2006-07 after scoring 16 goals
- Earned CCHA All-Rookie honors and was a finalist for the CCHA Best Offensive Defenseman Award in 2005-06 after setting Michigan freshman record for points by a defenseman (32)

INTERNATIONAL CAREER

- Represented the United States at the 2010 Olympic Games (silver), as well at the 2012 IIHF World Championships (captain), 2011 IIHF World Championships (alternate captain), 2010 IIHF World Championships (captain), 2009 IIHF World Championships and 2007 IIHF World Championships
- Also represented Team USA at the 2007 IIHF World Junior Championships (bronze medal), 2006 IIHF World Junior Championships, 2005 IIHF World Under-18 Junior Championships (gold medal) and 2004 IIHF World Under-18 Junior Championships (silver medal)

PERSONAL

- Nickname is "JJ"
- Began playing hockey at the age of five and idolized Chris Chelios growing up
- Winning the silver medal at the 2010 Olympics with Team USA is the most memorable moment of his hockey career
- Would be in the military if he wasn't a hockey player
- Favorite attraction in Columbus is visiting the Columbus Zoo Christmas lights

CAREER TRANSACTIONS

- Acquired by Columbus with a first round pick in the 2013 NHL Draft (Marko Dano) from Los Angeles in exchange for Jeff Carter on Feb. 23, 2012
- Signed a seven-year contract with Los Angeles on Jan. 9, 2011
- Signed a two-year contract extension with Los Angeles on July 17, 2009
- Signed a three-year, entry level contract with the Kings on March 26, 2007
- Acquired by the Kings with Oleg Tverdokvsky from Carolina in exchange for Eric Belanger and Tim Gleason on Sept. 29, 2006
- Carolina's first pick, third overall, in the 2005 NHL Draft

SINGLE SEASON HIGHS

GP:	82 (3x), 2013-14
Goals:	12, 2011-12
Assists:	37, 2010-11
Points:	42, 2010-11
+/-:	-5, 2012-13
PIM:	76, 2007-08
PPG:	5, 2011-12
SHG:	0
GWG:	5, 2011-12
Shots:	176, 2011-12
Shot %:	12.0, 2008-09
TOI:	25:58, 2012-13
Hits:	182, 2013-14
Blocked Shots:	136, 2007-08
Multi-point Games:	9, 2010-11
Multi-goal Games:	0
Multi-assist Games:	7 (2x), 2010-11

PENALTY SHOTS - 1

DATE	OPPONENT	GOALIE (RESULT)
1/17/11	at DAL	Lehtonen (No Goal)

HAT TRICKS - 0

DATE	OPPONENT	GOALIE (RESULT)
------	----------	-----------------

SHOOTOUTS

	G	S	S%	GDG
2014-15	1	2	50.0	1
CAREER	11	38	28.9	3

GAME HIGHS

Goals:	1 (52x), 4/2/15 vs. NYI
Assists:	3 (4x), 3/1/14 vs. FLA
Points:	4, 2/4/10 vs. ANA
PIM:	14, 12/16/10 at STL
+/-:	2/6/15 vs. STL
Shots:	8, 4/3/12 at PHX
TOI:	34:59, 2/2/13 vs. DET
Hits:	8, 12/3/09 vs. OTT
Blocked Shots:	7 (2x), 4/25/13 at DAL
Goal Streak:	3, 3/28-4/2/15 (3-0-3)
Assist Streak:	5, 12/21-12/29/10 (1-5-6)
Point Streak:	6, 12/21-12/30/10 (2-5-7)
GP Streak:	171, 1/31/10-2/22/12

CAREER STATS

Multi-goal Games:	0
Multi-assist Games:	24x, 4/10/15 vs. BUF (0-2-2)
Multi-point Games:	33x, 4/10/15 vs. BUF (0-2-2)
Three-point Games:	5x, 3/1/14 vs. FLA (0-3-3)
Four points-plus Games:	1x, 2/4/10 vs. ANA (1-3-4)
Overtime Goals:	3x, 3/31/15 vs. NJD (0:56)

NHL FIRSTS

Game:	3/29/07 vs. VAN
Goal:	10/19/07 at VAN
Assist:	10/10/07 at DAL

CBJ FIRSTS

Game:	2/26/12 at PIT
Goal:	3/6/12 vs. PHX
Assist:	3/3/12 at PHX



CAREER RECORD

REGULAR SEASON

PLAYOFFS

YEAR	TEAM	LEAGUE	GP	TOI	G	A	PTS	+/-	PIM	PP	SH	GW	S	S%	GP	G	A	PTS	PIM
2003-04	USNTDP	U-17	31	n/a	12	9	21	n/a	78	n/a	n/a	n/a	n/a	n/a
	USNTDP	NAHL	29	n/a	3	12	15	n/a	93	n/a	n/a	n/a	n/a	n/a
2004-05	USNTDP	U-18	26	n/a	5	9	14	n/a	86	n/a	n/a	n/a	n/a	n/a
	USNTDP	NAHL	12	n/a	7	10	17	n/a	57	n/a	n/a	n/a	n/a	n/a
2005-06	Michigan	CCHA	38	n/a	10	22	32	11	149	5	0	2	104	9.6
2006-07	Michigan	CCHA	36	n/a	16	23	39	26	87	4	2	2	96	16.7
	Los Angeles	NHL	5	21:22	0	0	0	-5	18	0	0	0	5	0.0
2007-08	Los Angeles	NHL	74	21:41	3	8	11	-19	76	0	0	0	81	3.7
2008-09	Los Angeles	NHL	41	20:16	6	5	11	-18	46	3	0	0	50	12.0
2009-10	Los Angeles	NHL	80	22:36	8	28	36	-15	48	3	0	0	130	6.2	6	0	7	7	6
	United States	Olympics	6	n/a	0	1	1	2	2	n/a	n/a	n/a	n/a	n/a
2010-11	Los Angeles	NHL	82	23:11	5	37	42	-21	44	3	0	0	153	3.3	6	1	4	5	0
2011-12	Los Angeles	NHL	61	22:30	8	16	24	-12	24	5	0	4	120	6.7
	Columbus	NHL	21	27:25	4	10	14	5	15	0	0	1	56	7.1
2012-13	Columbus	NHL	44	25:58	5	14	19	-5	12	3	0	1	96	5.2
2013-14	Columbus	NHL	82	24:40	5	28	33	-7	48	4	0	0	147	3.4	6	3	4	7	4
2014-15	Columbus	NHL	79	24:09	8	32	40	-13	44	3	0	1	141	5.7
CBJ Totals			226	24:34	22	84	106	-20	119	10	0	3	440	5.0	6	3	4	7	4
NHL Totals			569	23:20	52	178	230	-110	375	24	0	7	979	5.3	18	4	15	19	10
NCAA Totals			74	...	26	45	71	37	236	9	2	4	200	13.0
USNDTP Totals			98	...	27	40	67	...	314



POSITION

GOALTENDER

CATCHES

LEFT

HEIGHT

6-3

WEIGHT

205

DOB

05/23/83

BIRTHPLACE

LONDON, ONTARIO

VS. THE NHL

TEAM	GP	W-L-OT	GA	SO	GAA	SV%
ANA	2	0-2-0	7	0	3.56	.863
ARI	3	1-0-0	2	1	1.24	.956
BOS	4	2-2-0	9	0	2.27	.930
BUF	3	0-2-0	8	0	3.58	.884
CGY	1	1-0-0	4	0	3.75	.840
CAR	6	1-3-1	18	0	3.35	.885
CHI	4	0-0-0	3	0	2.34	.900
COL	6	3-3-0	19	1	3.57	.879
CBJ	5	1-2-0	13	0	3.16	.882
DAL	3	2-1-0	7	0	2.32	.930
DET	4	1-2-1	12	0	3.62	.902
EDM	8	5-0-0	15	0	2.46	.924
FLA	1	0-1-0	3	0	3.05	.903
LAK	6	1-2-1	12	0	2.57	.917
MIN	5	2-1-1	9	1	2.21	.913
MTL	3	0-2-1	8	0	2.64	.910
NSH	3	0-1-0	3	0	1.98	.949
NJD	5	3-1-0	7	0	1.62	.934
NYI	4	3-1-0	8	1	2.68	.924
NYR	2	1-0-1	4	0	2.82	.925
OTT	5	1-3-0	14	0	3.18	.898
PHI	6	5-1-0	18	0	2.99	.915
PIT	7	1-5-0	18	0	2.78	.911
SJS	5	0-2-0	12	0	3.77	.879
STL	7	1-5-0	24	0	4.21	.879
TBL	8	2-5-0	17	0	2.76	.915
TOR	2	0-2-0	5	0	3.95	.853
VAN	6	2-0-1	12	0	2.47	.925
WSH	3	1-2-0	14	0	4.72	.846
WPG	2	1-0-0	4	0	2.61	.917
TOTALS	129	41-51-7	309	4	2.95	.905

QUICK FACT

McElhinney's younger sister, Alana, was a goaltender at Bemidji State from 2008-12. She went 5-4 with a 1.25 goals-against average and .934 save percentage in her senior season in 2011-12.

CURTIS McELHINNEY

KUHR-tihz MAK-IHL-ehn-ee

30

2014-15 SEASON

GP	W	L	OT	SA	GA	GAA	SV	SV%	SO	G	A	PIM	MIN
32	12	14	2	949	82	2.88	867	.914	0	0	0	0	1,710

- Recorded NHL career highs in victories, games played and minutes for the second-straight season
- Made 30 or more saves 13 times, including five games with 40 or more saves
- Made a career-high 48 saves on career-high 52 shots faced on Apr. 11 at NY Islanders (5-4 SOW)
- Went 5-1-0 with a 2.00 goals against average and .943 save percentage in six starts from Feb. 6-Feb. 19
- Played in his 100th career NHL game on Oct. 31 vs. Toronto

- Games lost to injury:** 2... **Most Saves:** 48, Apr. 11 at NY Islanders... **Most Shots Faced:** 52, Apr. 11 at NY Islanders

CAREER HIGHLIGHTS

- Set NHL career high in wins (10), games (28, tied), minutes (1423), saves (572) and shutouts (2, tied) in 2013-14
- Recorded his fourth career shutout on Jan. 2, 2014 at Phoenix (34 saves, 2-0 W)
- Won his Blue Jackets debut, making 37 saves in a 3-1 home victory on Oct. 20, 2013 vs. Vancouver (Named First Star)
- Named a Second Team AHL All-Star after leading Springfield to a division title in 2012-13
- Set record for highest save percentage in one season by a Falcons goaltender with a mark of .923 in 2012-13
- Set Springfield record for most shutouts in a season with nine in 2012-13
- Recipient of Springfield's Ross Lowe Memorial Award as the team's Most Valuable Player in 2012-13
- Represented Falcons at the 2013 AHL All-Star Classic
- Named CCM/AHL Goaltender of the Month for October 2012 after recording five wins and two shutouts, while ranking fourth in the league with a .949 SV% and fifth with a 1.51 GAA
- Won his only NHL start of 2011-12, stopping 28-of-30 shots for the Coyotes on Dec. 31, 2011 at Minnesota
- Recorded the first shutout of his NHL career with 27 saves for Anaheim on Nov. 10, 2010 vs. NY Islanders
- Notched the first win of his NHL career with 35 saves (26 shots) for Calgary on Apr. 11, 2009 vs. Edmonton
- Made his NHL debut Oct. 22, 2007 vs. San Jose and made his first NHL start on Nov. 25, 2007 at St. Louis
- Was named to the AHL Canadian All-Star team and named AHL Goaltender of the Month for April in 2006-07

AMATEUR CAREER

- Spent four seasons (2001-05) at Colorado College (WCHA)
- Named to the 2003 NCAA Second All-American team and 2005 NCAA First All-American team
- Earned 2003 and 2005 WCHA First All-Star team honors
- Led Colorado College to the 2005 Frozen Four
- Is the Tigers career leader in goals-against average (2.32) and ranks second in save percentage (.912) among goalies that played three or more seasons and third in shutouts (9)

PERSONAL

- Nickname is "Mac"
- Began playing hockey at the age of five and idolized Curtis Joseph growing up
- Enjoys fly fishing in his free time and would be a professional fishing guide if he wasn't a hockey player
- Favorite NHL city is Chicago and favorite vacation spot is anywhere in the mountains
- Has a lab named Toby and two cats named Lu and Roxy

CAREER TRANSACTIONS

- Signed a two-year contract extension with the Blue Jackets on June 24, 2015
- Signed a one-year contract extension with Columbus on June 23, 2014
- Signed a one-year contract extension with Columbus on May 24, 2013
- Signed a one-year, two-way (NHL-AHL) contract with Columbus on July 1, 2012
- Acquired by Columbus with a second round pick (later traded to Philadelphia) in the 2012 NHL Draft and a fifth round pick in the 2013 NHL Draft from Phoenix in exchange for Antoine Vermette on Feb. 22, 2012
- Signed a one-year contract with Phoenix on July 4, 2011
- Claimed on waivers by Ottawa from Tampa Bay on Feb. 28, 2011
- Acquired by Tampa Bay from Anaheim in exchange for Dan Ellis on Feb. 24, 2011
- Acquired by Anaheim from Calgary in exchange for Vesa Toskala on Mar. 3, 2010
- Signed to a two-year entry level contract by the Flames on Aug. 15, 2005
- Calgary's ninth pick, 176th overall, in the 2002 NHL Draft

SINGLE SEASON HIGHS

GP:	32, 2014-15
Wins:	12, 2014-15
Minutes:	1,710, 2014-15
Saves:	867, 2014-15
Save Percentage:	.944, 2011-12
Goals Against Average:	1.67, 2011-12
Shutouts:	2 (2x), 2013-14
Assists:	1 (2x), 2013-14
Penalty Minutes:	2, 2008-09

PENALTY SHOTS - 4

DATE	OPPONENT	GOALIE (RESULT)
11/4/09	at DAL	Morrow (No Goal)
2/11/11	at CGY	Jokinen (No Goal)
12/31/11	at MIN	Cullen (Goal)
10/18/14	at OTT	Hoffman (No Goal)

SHOOTOUTS

	SV	S	SV%	REC
2014-15	6	10	.600	2-1
CAREER	16	27	.593	5-4

GAME HIGHS

Saves:	48, 4/11/15 at NYI
Shots:	52, 4/11/15 at NYI
EV Saves:	42, 4/11/15 at NYI
PP Saves:	17, 10/30/10 at ANA
Assists:	1 (2x), 1/4/14 at STL
PIM:	2, 12/10/08 at DET
Win Streak:	4, 3/19-3/31/10
Point Streak:	6, 3/19-4/3/10 (5-0-1)
GP Streak:	6 (2x), 11/30-12/12/13 (5 GS)
GS Streak:	6, 3/26-4/6/10

NHL FIRSTS

Game:	10/22/07 vs. SJS
Win	4/11/09 vs. EDM
Shutout:	11/10/10 vs. NYI

CBJ FIRSTS

Game:	10/20/13 vs. VAN
Win:	10/20/13 vs. VAN
Shutout:	12/6/13 vs. MIN



CAREER RECORD

REGULAR SEASON

PLAYOFFS

YEAR	TEAM	LEAGUE	GP	W	L	OT	SO	GA	SA	SV%	GAA	MIN	GP	W-L	SO	GA	SV%	GAA	MIN
2001-02	Colorado College	WCHA	9	6	0	1	1	15	184	.918	2.04	441
2002-03	Colorado College	WCHA	37	25	6	5	4	85	907	.906	2.37	2,147
2003-04	Colorado College	WCHA	19	10	6	1	2	41	437	.906	2.42	1,015
2004-05	Colorado College	WCHA	26	21	4	1	2	58	740	.922	2.24	1,550
2005-06	Omaha	AHL	33	9	14	2	3	68	773	.912	2.52	1,621
2006-07	Omaha	AHL	57	35	17	1	7	113	1,368	.917	2.13	3,181	5	2-3	0	11	.904	2.12	311
2007-08	Calgary	NHL	5	0	2	0	0	5	51	.902	2.00	150
	Quad City	AHL	41	20	18	2	3	88	987	.911	2.28	2,320
2008-09	Calgary	NHL	14	1	6	1	0	31	280	.889	3.59	518	1	0-0	0	1	.900	1.76	34
2009-10	Calgary	NHL	10	3	4	0	0	27	235	.885	3.23	502
	Anaheim	NHL	10	5	1	2	0	24	288	.917	2.76	521
2010-11	Anaheim	NHL	21	6	9	1	2	57	516	.890	3.43	996
	Ottawa	NHL	7	3	4	0	0	17	205	.917	2.56	399
2011-12	Phoenix	NHL	2	1	0	0	0	2	36	.944	1.67	72
	Portland	AHL	25	10	13	0	0	70	755	.907	3.04	1,379
2012-13	Springfield	AHL	49	29	16	3	9	113	1,462	.923	2.32	2,926	8	3-5	0	25	.895	3.10	483
2013-14	Columbus	NHL	28	10	11	1	2	64	703	.909	2.70	1,423
2014-15	Columbus	NHL	32	12	14	2	0	82	949	.914	2.88	1,710
CBJ Totals			60	22	25	3	2	146	1,652	.912	2.80	3,133
NHL Totals			129	41	51	7	4	309	3,263	.905	2.95	6,291	1	0-0	0	1	.900	1.76	34
AHL Totals			205	103	78	8	22	452	5,345	.915	2.37	11,427	13	5-8	0	36	.898	2.72	794
NCAA Totals			91	62	16	8	9	199	2,268	.912	2.32	5,153



POSITION

DEFENSE

SHOOTS

LEFT

HEIGHT

6-1

WEIGHT

208

DOB

09/27/93

BIRTHPLACE

REGINA, SASKATCHEWAN

VS. THE NHL

TEAM	GP	G	A	PTS	PIM
ANA	2	0	0	0	0
ARI	3	0	1	1	4
BOS	3	0	0	0	0
BUF	4	0	2	2	0
CGY	2	0	0	0	0
CAR	4	0	1	1	2
CHI	1	0	0	0	0
COL	1	0	0	0	0
CBJ	0	0	0	0	0
DAL	1	0	0	0	0
DET	1	0	0	0	0
EDM	4	0	1	1	0
FLA	2	0	1	1	0
LAK	3	0	1	1	0
MIN	1	0	0	0	0
MTL	2	0	0	0	2
NSH	1	0	0	0	0
NJD	5	0	1	1	0
NYI	3	1	0	1	0
NYR	3	1	0	1	0
OTT	4	0	1	1	2
PHI	3	0	3	3	0
PIT	4	0	0	0	0
SJS	1	0	0	0	0
STL	3	0	1	1	2
TBL	4	0	2	2	0
TOR	5	3	1	4	0
VAN	2	0	0	0	2
WSH	4	0	2	2	4
WPG	2	0	1	1	0
TOTALS:	78	5	19	24	18

QUICK FACT

Murray became the second-youngest player to ever represent Hockey Canada at the IIHF World Championships after suiting up at the 2012 tournament (Paul Kariya in 1993).

RYAN MURRAY

RIGH-unn MUHR-ee

27

2014-15 SEASON

GP	G	A	PTS	+/-	PIM	PP	SH	GW	SHOTS	SPCT.	TOI	HITS	GVA	TKA	BKSHOTS
12	1	2	3	1	8	1	0	0	8	12.5	18:54	5	2	5	11

- Scored his first goal of season in return to lineup on Apr. 8 vs. Toronto after missing nine games due to injury
- Missed 16 games with a high ankle sprain from Feb. 7-Mar. 12
- Missed 36 games with a knee injury from Nov. 4-Jan. 29
- Made season debut on Oct. 26 at Los Angeles after missing the first seven games of the season (knee)
- Games lost to injury:** 68... **Multi-point (goal) games:** 0 (0)... **Most Points:** 1 (3x) – Apr. 8 vs. Toronto... **Most Goals:** 1 – Apr. 8 vs. Toronto... **Most Assists:** 1 (2x) – Mar. 18 at Edmonton, most recent... **Most PIM:** 2 (4x) – Mar. 15 vs. Carolina, most recent... **Most Shots:** 3 – Mar. 13 vs. Edmonton... **TOI:** 23:27 – Nov. 1 at New Jersey

CAREER HIGHLIGHTS

- Finished second on the Jackets in blocked shots (97) and fourth in TOI/game (19:52) in rookie pro/NHL season in 2013-14
- Among first-year blueliners, finished fourth in TOI/game, eighth in blocked shots, third-T in PPG (3), fifth-T in PP points (7) and 10th-T in points (21) in 2013-14
- Scored first career NHL goal on Oct. 25, 2013 vs. Toronto (Jonathan Bernier)
- Recorded first career NHL point/assist and recorded a +3 rating on Oct. 10, 2013 at Buffalo
- Made his NHL debut on Oct. 4, 2013 vs. Calgary, recording one shot on goal and 14:19 TOI

AMATEUR CAREER

- Skated in 191 career WHL games with Everett Silvertips, recording 22-99-121 and a +51 rating from 2009-12
- Appeared in 23 games with the Silvertips in 2012-13 prior to suffering a season-ending shoulder injury on Nov. 16, 2012 at Victoria
- Led all Everett defensemen in goals, assists and points in 2011-12 with 9-22-31 in 46 games
- Set WHL career highs in games (70), assists (40) and points (46, 17th among league D) in 2010-11
- Named Everett's Rookie of the Year with 5-22-27 in 52 games in 2009-10

INTERNATIONAL CAREER

- Tallied 0-3-3 and was +6 in six games at 2012 IIHF World Junior Championships, helping Canada win a bronze medal
- Skated in six games at the 2012 IIHF World Championships
- Named captain of Team Canada at the 2011 IIHF World Under-18 Junior Championships, ranking second on the team in points (10) in seven games and was selected First Team All-Star
- Had two assists in five games for Team Canada at 2010 Ivan Hlinka Memorial Tournament

PERSONAL

- Nickname is "Mur"
- Began playing hockey at the age of two and his favorite player growing up was Scott Niedermayer
- Enjoys listening to classic rock and started playing the guitar four years ago
- Would like Michael J. Fox (from 1985) to play him in a movie about his life
- Favorite activity away from the rink is golfing and his favorite athlete is Jordan Spieth

CAREER TRANSACTIONS

- Signed a three-year, entry level contract with Columbus on July 24, 2012
- Columbus' first pick, second overall, in the 2012 NHL Draft

SINGLE SEASON HIGHS

GP:	66, 2013-14
Goals:	4, 2013-14
Assists:	17, 2013-14
Points:	21, 2013-14
+/-:	4, 2013-14
PIM:	10, 2013-14
PPG:	3, 2013-14
SHG:	0
GWG:	0
Shots:	62, 2013-14
Shot %:	12.5, 2014-15
TOI:	19:52, 2013-14
Hits:	26, 2013-14
Blocked Shots:	97, 2013-14
Multi-point Games:	1, 2013-14
Multi-goal Games:	0
Multi-assist Games:	0

PENALTY SHOTS - 0

DATE	OPPONENT	GOALIE (RESULT)
------	----------	-----------------

HAT TRICKS - 0

DATE	OPPONENT	GOALIE (RESULT)
------	----------	-----------------

SHOOTOUTS

	G	S	S%	GDG
2014-15	0	0	0.0	0
CAREER	0	0	0.0	0

GAME HIGHS


Goals:	1 (5x), 4/8/15 vs. TOR
Assists:	1 (19x), 3/18/15 at EDM
Points:	2, 11/25/13 at TOR
PIM:	2 (9x), 3/15/15 vs. CAR
+/-:	3 (3x), 12/6/13 vs. MIN
Shots:	5, 1/6/14 at NYR
TOI:	24:40, 12/29/13 vs. PIT
Hits:	2 (4x), 2/27/14 at NJD
Blocked Shots:	6, 11/17/13 at OTT
Goal Streak:	1 (5x), 4/8/15 (1-0-1)
Assist Streak:	4, 1/10-1/17/14 (0-4-4)
Point Streak:	4, 1/10-1/17/14 (0-4-4)
GP Streak:	61, 10/4/13-3/3/14

CAREER STATS

Multi-goal Games:	0
Multi-assist Games:	0
Multi-point Games:	1x, 11/25/13 at TOR (1-1-2)
Three-point Games:	0
Four points-plus Games:	0
Overtime Goals:	0

NHL/CBJ FIRSTS

Game:	10/4/13 vs. CGY
Goal:	10/25/13 vs. TOR
Assist:	10/10/13 at BUF



CAREER RECORD

REGULAR SEASON

PLAYOFFS

YEAR	TEAM	LEAGUE	GP	TOI	G	A	PTS	+/-	PIM	PP	SH	GW	S	S%	GP	G	A	PTS	PIM
2008-09	Everett	WHL	5	0	1	1	2
2009-10	Everett	WHL	52	n/a	5	22	27	33	31	3	0	0	n/a	n/a	7	2	5	7	2
2010-11	Everett	WHL	70	n/a	6	40	46	18	45	3	0	1	n/a	n/a	4	1	2	3	4
2011-12	Everett	WHL	46	n/a	9	22	31	0	31	2	1	0	n/a	n/a	4	3	2	5	0
2012-13	Everett	WHL	23	n/a	2	15	17	0	14	2	0	0	n/a	n/a
2013-14	Columbus	NHL	66	19:52	4	17	21	4	10	3	0	0	62	6.5	5	0	1	1	0
2014-15	Columbus	NHL	12	18:54	1	2	3	1	8	1	0	0	8	12.5
CBJ/NHL Totals			78	19:43	5	19	24	5	18	4	0	0	70	7.1	5	0	1	1	0
WHL Totals			191	...	22	99	121	51	121	10	1	1	20	6	10	16	8



POSITION

DEFENSE

SHOOTS

RIGHT

HEIGHT

6-3

WEIGHT

230

DOB

03/13/90

BIRTHPLACE

KINGSVILLE, ONTARIO

VS. THE NHL

TEAM	GP	G	A	PTS	PIM
ANA	4	0	2	2	5
ARI	4	0	0	0	4
BOS	5	0	0	0	14
BUF	4	0	1	1	7
CGY	5	0	0	0	5
CAR	6	0	1	1	4
CHI	6	0	1	1	2
COL	5	0	0	0	7
CBJ	0	0	0	0	0
DAL	3	0	2	2	5
DET	7	0	0	0	0
EDM	5	0	1	1	2
FLA	6	0	2	2	5
LAK	2	1	1	2	2
MIN	6	1	1	2	6
MTL	1	0	0	0	0
NSH	8	0	2	2	0
NJD	6	0	0	0	2
NYI	8	0	1	1	5
NYR	5	0	1	1	6
OTT	4	0	0	0	10
PHI	4	0	0	0	4
PIT	7	0	0	0	14
SJS	4	0	0	0	0
STL	5	0	0	0	7
TBL	3	0	0	0	8
TOR	5	1	0	1	7
VAN	6	0	1	1	2
WSH	7	0	1	1	12
WPG	4	0	0	0	2
TOTALS:	145	3	18	21	147

QUICK FACT

Prout set a Blue Jackets' rookie record for best plus/minus in a game after finishing with a +4 rating in a 6-4 victory on Mar. 29, 2013 at Calgary.

DALTON PROUT

DAHL-tuhn PROWT

47

2014-15 SEASON

GP	G	A	PTS	+/-	PIM	PP	SH	GW	SHOTS	SPCT.	TOI	HITS	GVA	TKA	BKSHOTS
63	0	8	8	-14	85	0	0	0	64	0.0	18:24	166	18	3	84

- Ranked third on the club in hits and penalty minutes, fourth in blocked shots and second in fighting majors (7)
- Dished out a career-high nine hits on Mar. 27 at Chicago
- Collected his first career multi-point game with two assists on Dec. 4 at Florida
- Played in his 100th career NHL game on Nov. 25 vs. Winnipeg

- **Games lost to injury:** 9... **Multi-point (goal) games:** 1 (0)... **Most Points:** 2 – Dec. 4 at Florida... **Most Goals:** 0... **Most Assists:** 2 – Dec. 4 at Florida... **Most PIM:** 14 – Dec. 13 vs. Pittsburgh... **Most Shots:** 4 – Mar. 12 at Detroit... **TOI:** 24:20 – Mar. 21 at Calgary

CAREER HIGHLIGHTS

- Finished seventh on the club in blocked shots (65) and third-T in fighting majors (5) in 2013-14
- Dished out season-high six hits on Apr. 4, 2014 vs. Chicago
- Registered a career-best three-game point streak from Mar. 3-6, 2014 (1-2-3)
- Led Columbus in plus/minus rating (+15) and ranked second among rookie NHL defensemen in the category in 2012-13
- Scored his first career NHL goal on Apr. 18, 2013 at Los Angeles (Jonathan Quick)
- Tied then club record by recording a +4 rating on Mar. 29, 2013 at Calgary
- Played his first professional season in 2011-12 and made his NHL debut on Mar. 30, 2012 vs. Florida
- Made his professional debut on Oct. 7, 2011 at Manchester and notched his first professional point with a goal on Oct. 16, 2011 vs. Manchester

AMATEUR CAREER

- Played five seasons in the OHL recording 17-49-66 in 286 career games with Sarnia, Barrie and Saginaw from 2006-11
- Set career highs in goals, assists and points with 9-22-31 in 52 games in 2010-11
- Ranked second-T among Barrie defensemen in goals (7) and was third overall in penalty minutes (121) in 2009-10
- Helped the Colts reach the J. Ross Robertson Cup Finals in 2010

PERSONAL

- Nickname is "Prouter"
- Began playing hockey at the age of seven and idolized Joe Sakic growing up
- Would most like to have dinner with Patriots tight end Rob Gronkowski
- Would have Ryan Reynolds play him in a movie about his life
- Backpacking through Europe and going to Bermuda are on his Bucket List

CAREER TRANSACTIONS

- Signed a two-year contract extension with Columbus on June 28, 2014
- Signed a three-year, entry level contract with the Blue Jackets on July 1, 2011
- Columbus' seventh pick, 154th overall, in the 2010 NHL Draft

SINGLE SEASON HIGHS

GP:	63, 2014-15
Goals:	2, 2013-14
Assists:	8, 2014-15
Points:	8, 2014-15
+/-:	15, 2012-13
PIM:	85, 2014-15
PPG:	0
SHG:	0
GWG:	0
Shots:	64, 2014-15
Shot %:	6.3, 2012-13
TOI:	18:31, 2012-13
Hits:	166, 2014-15
Blocked Shots:	84, 2014-15
Multi-point Games:	1, 2014-15
Multi-goal Games:	0
Multi-assist Games:	1, 2014-15

PENALTY SHOTS - 0

DATE	OPPONENT	GOALIE (RESULT)
------	----------	-----------------

HAT TRICKS - 0

DATE	OPPONENT	GOALIE (RESULT)
------	----------	-----------------

SHOOTOUTS

	G	S	S%	GDG
2014-15	0	0	0.0	0
CAREER	0	0	0.0	0

GAME HIGHS

Goals:	1 (3x), 3/15/14 at MIN
Assists:	2, 12/4/14 at FLA
Points:	2, 12/4/14 at FLA
PIM:	14, 12/13/14 vs. PIT
+/-:	4, 3/29/13 at CGY
Shots:	4 (4x), 3/12/15 at DET
TOI:	25:04, 3/15/14 at MIN
Hits:	9, 3/27/15 at CHI
Blocked Shots:	7, 10/27/13 vs. ANA
Goal Streak:	1 (3x), 3/15/14 (1-0-1)
Assist Streak:	2 (2x), 3/4-3/6/14 (0-2-2)
Point Streak:	3, 3/3-3/6/14 (1-2-3)
GP Streak:	32, 3/1/13-10/12/13

CAREER STATS

Multi-goal Games:	0
Multi-assist Games:	1x, 12/4/14 at FLA
Multi-point Games:	1x, 12/4/14 at FLA
Three-point Games:	0
Four points-plus Games:	0
Overtime Goals:	0

NHL/CBJ FIRSTS

Game:	3/30/12 vs. FLA
Goal:	4/18/13 at LAK
Assist:	3/19/13 vs. NSH



CAREER RECORD

REGULAR SEASON

PLAYOFFS

YEAR	TEAM	LEAGUE	GP	TOI	G	A	PTS	+/-	PIM	PP	SH	GW	S	S%	GP	G	A	PTS	PIM
2006-07	Sarnia	OHL	49	n/a	1	2	3	6	36	0	0	0	n/a	n/a	4	0	0	0	0
2007-08	Sarnia	OHL	32	n/a	0	2	2	-4	43	0	0	0	n/a	n/a
	Barrie	OHL	25	n/a	0	3	3	2	39	0	0	0	n/a	n/a	8	0	2	2	16
2008-09	Barrie	OHL	65	n/a	0	6	6	-11	98	0	0	0	n/a	n/a	5	0	1	1	10
2009-10	Barrie	OHL	63	n/a	7	14	21	26	121	0	0	4	n/a	n/a	17	1	6	7	20
2010-11	Barrie	OHL	23	n/a	7	14	21	-8	55	4	0	1	n/a	n/a
	Saginaw	OHL	29	n/a	2	8	10	5	44	0	0	0	n/a	n/a	12	2	0	2	27
2011-12	Columbus	NHL	5	11:47	0	0	0	1	0	0	0	0	2	0.0
	Springfield	AHL	62	n/a	4	9	13	-1	54	1	0	1	94	4.3
2012-13	Columbus	NHL	28	18:31	1	6	7	15	25	0	0	0	16	6.3
	Springfield	AHL	40	n/a	1	8	9	4	73	0	0	0	42	2.4	6	0	1	1	14
2013-14	Columbus	NHL	49	17:12	2	4	6	-7	37	0	0	0	56	3.6	2	0	0	0	2
	Springfield	AHL	15	n/a	0	3	3	-2	11	0	0	0	15	0.0
2014-15	Columbus	NHL	63	18:24	0	8	8	-14	85	0	0	0	64	0.0
CBJ/NHL Totals			145	17:47	3	18	21	-5	147	0	0	0	138	2.2	2	0	0	0	2
AHL Totals			117	...	5	20	25	1	138	1	0	1	151	3.3	6	0	1	1	14
OHL Totals			286	...	17	49	66	16	436	4	0	5	46	3	9	12	73



BRANDON SAAD

BRAN-duhn SAHD

20

2014-15 SEASON

GP	G	A	PTS	+/-	PIM	PP	SH	GW	SHOTS	SPCT.	TOI	HITS	GVA	TKA	BKSHOTS
82	23	29	52	7	12	2	0	6	203	11.3	17:15	53	29	46	29

- Helped Chicago capture the 2015 Stanley Cup after finishing third on the club in goals and posting 8-3-11 in 23 playoff games
- Set career highs in goals, assists, points and games played during the regular season
- Ranked third on the Hawks in goals, fourth in points and fifth in assists
- Was one of four Blackhawks to skate in all 82 games (Marian Hossa, Brent Seabrook, Niklas Hjalmarsson)
- Reached the 20-goal and 50-point marks for the first time in his career
- Tallied his 100th career point on his first of two goals on Jan. 9 at Edmonton
- Notched a career-high three assists on Oct. 11 vs. Buffalo
- Games lost to injury:** 0... **Multi-point (goal) games:** 11 (2)... **Most Points:** 3 – Oct. 11 vs. Buffalo... **Most Goals:** 2 (2x) – Jan. 18 vs. Dallas, most recent... **Most Assists:** 3 – Oct. 11 vs. Buffalo... **Most PIM:** 2 (6x) – Jan. 20 vs. Arizona, most recent... **Most Shots:** 7 (3x) – Jan. 30 at Anaheim, most recent... **TOI:** 22:36 – Oct. 15 vs. Calgary

CAREER HIGHLIGHTS

- Netted a playoff career-high two goals in Game 2 of the Western Conference Semifinals on May 4, 2014 vs. Minnesota, including his first career postseason game-winner
- Recorded 6-10-16 in 19 playoff games, setting postseason career highs in assists and points in 2014
- Ranked sixth on Chicago in scoring after posting 19-28-47 and a career-high +20 in 78 regular season games in 2013-14
- Shared the lead among league rookies in points with 1-5-6 in 23 playoff games en route to the 2013 Stanley Cup championship
- Named a finalist for the 2013 Calder Memorial Trophy after recording 10-17-27 in 46 games
- Ranked fifth in points among NHL rookies and third in assists in 2012-13
- Posted his first multi-goal game on March 31, 2013 at Detroit (2-1-3)
- Netted his first career shorthanded and game-winning goal on Feb. 22, 2013 vs. San Jose
- Notched his first career NHL goal on Feb. 5, 2013 at San Jose (Antti Niemi)
- Posted 8-12-20 in 31 regular-season games with Rockford in his AHL debut in 2012-13
- Made his NHL debut on Oct. 7, 2011 at Dallas

AMATEUR CAREER

- Recorded career highs in goals, assists and points with 34-42-76 in 44 regular-season games with Saginaw (OHL) in 2011-12, ranking second on the club in goals and points (tied)
- Finished fifth on Saginaw (OHL) in scoring with 27-28-55 in 59 games in 2010-11, tying for second on the club in goals and power play goals (12) in his first OHL campaign
- Notched 29-29-58 in 63 contests with U.S. National Team Development Program U18 team in 2009-10
- Recorded 29-18-47 in 47 games with the North American Hockey League's Mahoning Valley Phantoms in 2008-09 and was named the NAHL's Rookie of the Year

INTERNATIONAL CAREER

- Posted 1-5-6 in six games with Team USA at the 2012 IIHF World Junior Championships
- Helped Team USA win a gold medal at the 2010 U18 IIHF World Junior Championships, tallying 3-3-6 in seven games

PERSONAL

- Nickname is "Saader"
- Began playing hockey at the age of two and a half and his hockey idol growing up was Jaromir Jagr
- Would be an engineer if he wasn't a hockey player
- Played the piano as a child but would most like to have the talent of a musician
- Would like Gerard Butler to play him in a movie about his life

CAREER TRANSACTIONS

- Signed a six-year contract extension with the Blue Jackets on July 3, 2015
- Acquired by Columbus with Michael Paliotta and Alex Broadhurst from Chicago in exchange for Artem Anisimov, Marko Dano, Corey Tropp, Jeremy Morin and a fourth round pick in the 2016 NHL Draft on June 30, 2015
- Signed a three-year entry level contract with the Blackhawks on Oct. 4, 2011
- Chicago's fourth pick, 43rd overall, in the 2011 NHL Draft

POSITION

LEFT WING

SHOOTS

LEFT

HEIGHT

6-1

WEIGHT

202

DOB

10/27/92

BIRTHPLACE

PITTSBURGH, PENNSYLVANIA

VS. THE NHL

TEAM	GP	G	A	PTS	PIM
ANA	9	1	1	2	0
ARI	9	1	0	1	8
BOS	4	0	0	0	2
BUF	4	0	6	6	4
CGY	9	1	3	4	2
CAR	3	1	1	2	0
CHI	0	0	0	0	0
COL	13	4	5	9	0
CBJ	8	1	2	3	0
DAL	15	6	3	9	4
DET	8	3	2	5	4
EDM	9	3	8	11	8
FLA	4	2	2	4	0
LAK	8	2	2	4	0
MIN	13	3	5	8	2
MTL	4	1	1	2	0
NSH	14	4	6	10	2
NJD	4	1	3	4	0
NYI	4	0	1	1	0
NYR	4	0	0	0	0
OTT	4	0	0	0	0
PHI	3	1	3	4	2
PIT	4	0	3	3	0
SJS	9	4	4	8	0
STL	12	2	4	6	0
TBL	4	1	1	2	0
TOR	4	1	2	3	0
VAN	9	3	2	5	2
WSH	4	3	2	5	2
WPG	9	3	2	5	2
TOTALS:	208	52	74	126	44

QUICK FACT

Saad's older brother, George, played hockey at Penn State and his grandfather, Gil Mace, was a longtime NFL official who worked two Super Bowls (XVIII, XXI).

SINGLE SEASON HIGHS

GP:	82, 2014-15
Goals:	23, 2014-15
Assists:	29, 2014-15
Points:	52, 2014-15
+/-:	20, 2013-14
PIM:	20, 2013-14
PPG:	3, 2013-14
SHG:	1, 2012-13
GWG:	6, 2014-15
Shots:	203, 2014-15
Shot %:	11.9, 2013-14
TOI:	17:15, 2014-15
Hits:	53, 2014-15
Blocked Shots:	29, 2014-15
Multi-point Games:	11 (2x), 2014-15
Multi-goal Games:	2 (2x), 2014-15
Multi-assist Games:	6, 2013-14

PENALTY SHOTS - 1

DATE	OPPONENT	GOALIE (RESULT)
3/21/15	at DAL	Lehtonen (No Goal)

HAT TRICKS - 0

DATE	OPPONENT	GOALIE (RESULT)
------	----------	-----------------

SHOOTOUTS

	G	S	S%	GDG
2014-15	0	1	0.0	0
CAREER	1	8	12.5	1

GAME HIGHS

Goals:	2 (5x), 1/18/15 vs. DAL
Assists:	3, 10/11/14 vs. BUF
Points:	3 (5x), 10/11/14 vs. BUF
PIM:	4 (2x), 1/22/14 at DET
+/-:	4, 3/1/14 vs. PIT
Shots:	7 (4x), 1/30/15 at ANA
TOI:	22:36, 10/15/14 vs. CGY
Hits:	3 (5x), 1/21/15 at PIT
Blocked Shots:	3, 3/18/15 at NYR
Goal Streak:	3, 3/31-4/4/13 (4-1-5)
Assist Streak:	4 (2x), 3/16-3/25/13 (0-5-5)
Point Streak:	4 (8x), 3/25-3/30/15 (1-3-4)
GP Streak:	85, 4/9/14-4/11/15

CAREER STATS

Multi-goal Games:	5x, 1/18/15 vs. DAL (2-0-2)
Multi-assist Games:	12x, 4/3/15 at BUF (0-2-2)
Multi-point Games:	26x, 4/3/15 at BUF (0-2-2)
Three-point Games:	5x, 10/11/14 vs. BUF (0-3-3)
Four points-plus Games:	0
Overtime Goals:	1x, 2/6/15 at WPG (3:01)

NHL FIRSTS

Game:	10/7/11 at DAL
Goal:	2/5/13 at SJS
Assist:	2/28/13 at STL

CBJ FIRSTS

Game:
Goal:
Assist:



CAREER RECORD

REGULAR SEASON

PLAYOFFS

YEAR	TEAM	LEAGUE	GP	TOI	G	A	PTS	+/-	PIM	PP	SH	GW	S	S%	GP	G	A	PTS	PIM
2008-09	Mahoning Valley	NAHL	47	n/a	29	18	47	21	48	9	3	4	n/a	n/a
	USNTDP	U-17	7	n/a	6	5	11	n/a	2	n/a	n/a	n/a	n/a	n/a
2009-10	USNTDP	USHL	24	n/a	12	14	26	n/a	18	n/a	n/a	n/a	n/a	n/a
	USNTDP	U-18	39	n/a	17	15	32	n/a	16	n/a	n/a	n/a	n/a	n/a
2010-11	Saginaw	OHL	59	n/a	27	28	55	8	47	12	2	2	n/a	n/a	12	3	9	12	10
2011-12	Chicago	NHL	2	14:01	0	0	0	0	0	0	0	0	3	0.0	2	0	1	1	0
	Saginaw	OHL	44	n/a	34	42	76	35	38	9	6	2	n/a	n/a	12	8	9	17	4
2012-13	Rockford	AHL	31	n/a	8	12	20	1	10	0	1	3	95	8.4
	Chicago	NHL	46	16:27	10	17	27	17	12	0	1	2	98	10.2	23	1	5	6	4
2013-14	Chicago	NHL	78	16:17	19	28	47	20	20	3	0	2	159	11.9	19	6	10	16	6
2014-15	Chicago	NHL	82	17:15	23	29	52	7	12	2	0	6	203	11.3	23	8	3	11	6
NHL Totals			208	16:41	52	74	126	44	44	5	1	10	463	11.2	67	15	19	34	16
AHL Totals			31	...	8	12	20	1	10	0	1	3	95	8.4
OHL Totals			103	...	61	70	131	43	85	21	8	4	24	11	18	29	14



DAVID SAVARD

DAY-vid suh-VAHRD

58

POSITION

DEFENSE

SHOOTS

RIGHT

HEIGHT

6-2

WEIGHT

227

DOB

10/22/90

BIRTHPLACE

ST. HYACINTHE, QUEBEC

VS. THE NHL

TEAM	GP	G	A	PTS	PIM
ANA	5	0	2	2	6
ARI	5	0	1	1	0
BOS	5	0	0	0	2
BUF	5	1	3	4	4
CGY	4	0	2	2	0
CAR	9	0	2	2	8
CHI	7	0	2	2	2
COL	6	1	0	1	2
CBJ	0	0	0	0	0
DAL	7	0	3	3	6
DET	9	0	1	1	0
EDM	5	1	0	1	2
FLA	6	1	1	2	0
LAK	8	1	2	3	4
MIN	6	2	1	3	10
MTL	6	0	4	4	2
NSH	6	0	0	0	2
NJD	8	0	1	1	13
NYI	7	0	3	3	8
NYR	9	2	1	3	6
OTT	5	2	1	3	8
PHI	9	1	2	3	6
PIT	8	0	3	3	8
SJS	8	2	2	4	4
STL	6	0	1	1	4
TBL	5	2	1	3	0
TOR	6	0	1	1	4
VAN	5	0	2	2	2
WSH	8	2	0	2	2
WPG	4	0	1	1	0
TOTALS:	187	18	43	61	115

QUICK FACT

Savard was named the Canadian Hockey League's Defenseman of the Year after registering 13-64-77 in 64 games with Moncton of the Quebec Major Junior Hockey League in 2009-10.

2014-15 SEASON

GP	G	A	PTS	+/-	PIM	PP	SH	GW	SHOTS	SPCT.	TOI	HITS	GVA	TKA	BKSHOTS
82	11	25	36	0	71	3	0	3	112	9.8	22:56	195	22	14	105

- Posted career highs in goals, assists, points, penalty minutes, shots and time on ice, leading Columbus defensemen in goals and ranking second in points
- His 11 goals were tied for the second-most in club history, behind Bryan Berard (12 in 2005-06), and his 34 points were fourth-most by a Blue Jackets defenseman
- Led Columbus in hits, finished second in time on ice and third in blocked shots and was one of two players (Ryan Johansen) to play in all 82 games
- Registered a career-high four-game assist/point streak from Mar. 28-Apr. 4 (0-4-4)
- Posted game-winning goals on Dec. 31 vs. Minnesota and Jan. 4 at Colorado
- **Games lost to injury:** 0... **Multi-point (goal) games:** 4 (0)... **Most Points:** 2 (4x) – Apr. 10 vs. Buffalo, most recent... **Most Goals:** 1 (11x) – Mar. 18 at Edmonton, most recent... **Most Assists:** 2 (3x) – Apr. 10 vs. Buffalo, most recent... **Most PIM:** 11 – Mar. 6 at New Jersey, most recent... **Most Shots:** 5 – Oct. 28 vs. Ottawa... **TOI:** 28:06 – Apr. 6 at NY Rangers

CAREER HIGHLIGHTS

- Finished fourth on Columbus in blocked shots (81) and second-T in goals (5) by a defenseman in first full NHL season in 2013-14
- Dished out four assists in six playoff games in 2014 NHL playoffs which was second-T on the Jackets and first-T among CBJ defensemen (Jack Johnson)
- Skated in 100th career NHL game on Apr. 4, 2014 vs. Chicago
- Scored the first overtime/game-winning goal of his NHL career on Dec. 12, 2013 at NY Rangers
- Led all Springfield (AHL) defensemen in postseason scoring (2-3-5) in the 2013 Calder Cup Playoffs
- Finished second among Falcons defensemen in regular season scoring in 2012-13 with 5-26-31 in 60 games
- Recorded eight-game point streak with the Falcons from Nov. 11-30, 2013 (2-8-10)
- Scored the first goal of his NHL career and added an assist for his first multi-point game on Feb. 7, 2012 vs. Minnesota (Niklas Backstrom)
- Made his NHL debut on Oct. 7, 2011 vs. Nashville and tallied the first point of his NHL career with an assist (Vinny Prospal goal) on Oct. 15, 2011 at Dallas
- Played in his first professional season with Springfield in 2010-11 and ranked 12th among AHL rookies in points (43)
- Was eighth-T among AHL defensemen in goals, while leading Falcons defensemen in goals, assists and points with 11-32-43 in 72 games

AMATEUR CAREER

- Played three seasons with Baie-Comeau and Moncton (QMJHL) from 2007-10
- Won the QMJHL's Emile-Bouchard Trophy for Best Defenseman and Kevin Lowe Trophy for Best Defensive Defenseman and named to the QMJHL First All-Star Team in 2009-10
- Became the first defenseman to lead the QMJHL in assists (64) in 2009-10
- Led league defensemen in assists (64) and points (77) and ranked third-T in game-winning goals (4) in 2009-10
- Helped Moncton win the QMJHL championship and advance to the Memorial Cup in 2009-10
- Led Moncton in plus/minus rating (+29) and was second among Wildcats defensemen in points (44) in 2008-09

INTERNATIONAL CAREER

- Helped Canada capture gold at the 2015 IIHF World Championships

PERSONAL

- Nickname is "Savy"
- Started playing hockey at the age of four and grew up idolizing Patrick Roy
- His most memorable hockey moment was winning the 2015 IIHF World Championships with Canada
- Would be a gym teacher if he wasn't a hockey player and would most like to have dinner with Neil Young
- Winning the Stanley Cup, sky diving and traveling the world are on his Bucket List

CAREER TRANSACTIONS

- Signed a five-year contract extension with the Blue Jackets on September 8, 2015
- Signed a two-year contract extension with Columbus on July 5, 2014
- Signed a one-year, two-way (NHL/AHL) contract extension with Columbus on July 15, 2013
- Signed a three-year, entry level contract with the Blue Jackets on June 2, 2010
- Columbus' third pick, 94th overall, in the 2009 NHL Draft

SINGLE SEASON HIGHS

GP:	82, 2014-15
Goals:	11, 2014-15
Assists:	25, 2014-15
Points:	36, 2014-15
+/-:	2, 2013-14
PIM:	71, 2014-15
PPG:	3, 2014-15
SHG:	0
GWG:	3, 2014-15
Shots:	112, 2014-15
Shot %:	9.8, 2014-15
TOI:	22:56, 2014-15
Hits:	195, 2014-15
Blocked Shots:	105, 2014-15
Multi-point Games:	4, 2014-15
Multi-goal Games:	0
Multi-assist Games:	3, 2014-15

PENALTY SHOTS - 0

DATE	OPPONENT	GOALIE (RESULT)
------	----------	-----------------

HAT TRICKS - 0

DATE	OPPONENT	GOALIE (RESULT)
------	----------	-----------------

SHOOTOUTS

	G	S	S%	GDG
2014-15	0	0	0.0	0
CAREER	0	0	0.0	0

GAME HIGHS

Goals:	1 (18x), 3/18/15 at EDM
Assists:	2 (3x), 4/10/15 vs. BUF
Points:	2 (8x), 4/10/15 vs. BUF
PIM:	11, 3/6/15 at NJD
+/-:	3 (2x), 4/10/15 vs. BUF
Shots:	5, 10/28/14 vs. OTT
TOI:	28:06, 4/6/15 at NYR
Hits:	10, 1/9/15 at TOR
Blocked Shots:	4 (8x), 3/12/15 at DET
Goal Streak:	1 (18x), 3/18/15 (1-0-1)
Assist Streak:	4, 3/28-4/4/15 (0-4-4)
Point Streak:	4, 3/28-4/4/15 (0-4-4)
GP Streak:	110, 2/1/14-4/11/15

CAREER STATS

Multi-goal Games:	0
Multi-assist Games:	3x, 4/10/15 vs. BUF (0-2-2)
Multi-point Games:	8x, 4/10/15 vs. BUF (0-2-2)
Three-point Games:	0
Four points-plus Games:	0
Overtime Goals:	0

NHL/CBJ FIRSTS

Game:	10/7/11 vs. NSH
Goal:	2/7/12 vs. MIN
Assist:	10/15/11 at DAL



CAREER RECORD

REGULAR SEASON

PLAYOFFS

YEAR	TEAM	LEAGUE	GP	TOI	G	A	PTS	+/-	PIM	PP	SH	GW	S	S%	GP	G	A	PTS	PIM
2007-08	Baie-Comeau	QMJHL	35	n/a	1	6	7	-2	22	1	0	0	n/a	n/a
	Moncton	QMJHL	32	n/a	0	5	5	-19	18	0	0	0	n/a	n/a
2008-09	Moncton	QMJHL	68	n/a	9	35	44	29	33	6	0	2	n/a	n/a	10	5	5	10	10
2009-10	Moncton	QMJHL	64	n/a	13	64	77	32	36	7	0	4	n/a	n/a	21	1	14	15	8
2010-11	Springfield	AHL	72	n/a	11	32	43	-6	18	2	0	1	95	11.6
2011-12	Columbus	NHL	31	16:34	2	8	10	0	16	1	0	0	34	5.9
	Springfield	AHL	44	n/a	4	18	22	6	72	2	0	1	59	6.8
2012-13	Columbus	NHL	4	13:12	0	0	0	-3	0	0	0	0	1	0.0
	Springfield	AHL	60	n/a	5	26	31	12	40	2	1	0	104	4.8	8	2	3	5	8
2013-14	Columbus	NHL	70	17:49	5	10	15	2	28	1	0	1	63	7.9	6	0	4	4	4
2014-15	Columbus	NHL	82	22:56	11	25	36	0	71	3	0	3	112	9.8
CBJ/NHL Totals			187	19:45	18	43	61	-1	115	5	0	4	210	8.6	6	0	4	4	4
AHL Totals			176	...	20	76	96	12	130	6	1	2	258	7.8	8	2	3	5	8
QMJHL Totals			199	...	23	110	133	40	109	14	0	6	31	6	19	25	18



POSITION

DEFENSE

SHOOTS

LEFT

HEIGHT

6-2

WEIGHT

221

DOB

07/19/83

BIRTHPLACE

IZHEVSK, RUSSIA

VS. THE NHL

TEAM	GP	G	A	PTS	PIM
ANA	25	5	10	15	25
ARI	24	2	8	10	16
BOS	20	0	2	2	10
BUF	21	3	4	7	10
CGY	23	0	4	4	12
CAR	22	0	5	5	18
CHI	32	2	7	9	22
COL	24	1	7	8	16
CBJ	2	0	0	0	0
DAL	23	4	8	12	26
DET	33	3	10	13	18
EDM	23	1	9	10	4
FLA	20	3	2	5	14
LAK	24	1	4	5	12
MIN	25	2	2	4	16
MTL	22	0	7	7	14
NSH	35	1	12	13	14
NJD	38	0	4	4	22
NYI	33	3	11	14	14
NYR	11	1	3	4	10
OTT	22	2	7	9	10
PHI	36	1	10	11	27
PIT	39	2	12	14	18
SJS	23	0	12	12	17
STL	28	8	9	17	39
TBL	23	2	3	5	10
TOR	19	1	4	5	12
VAN	23	0	5	5	16
WSH	28	4	8	12	26
WPG	21	1	6	7	14
TOTALS:	742	53	195	248	482

QUICK FACT

Tyutin enters the season eight games short of 500 in his Jackets career and 52 games shy of second place on the club's all-time games played list (David Vyborny with 543).

FEDOR TYUTIN

FEH-dohr TOOT-ihn

51

2014-15 SEASON

GP	G	A	PTS	+/-	PIM	PP	SH	GW	SHOTS	SPCT.	TOI	HITS	GVA	TKA	BKSHOTS
67	3	12	15	8	40	0	0	0	56	5.4	19:55	106	23	10	117

- Finished second on the club in blocked shots, third in time on ice and fifth in plus/minus rating
- Surpassed Nikolai Zherdev for fourth place on Columbus' all-time scoring list (38-144-182) with an assist on Mar. 28 at St. Louis
- Played in the 700th game of his NHL career on Jan. 6 at Dallas
- Posted a career-best and franchise record +5 plus/minus rating on Oct. 11 vs. NY Rangers
- Games lost to injury:** 15... **Multi-point (goal) games:** 2 [0]... **Most Points:** 2 [2x] – Feb. 19 at Pittsburgh, most recent... **Most Goals:** 1 [3x] – Mar. 12 at Detroit, most recent... **Most Assists:** 2 – Feb. 19 at Pittsburgh... **Most PIM:** 4 [2x] – Mar. 15 vs. Carolina, most recent... **Most Shots:** 5 – Mar. 12 at Detroit... **TOI:** 26:48 – Nov. 7 at Carolina

CAREER HIGHLIGHTS

- Skated in his 400th game as a Blue Jacket on Jan. 21, 2014 vs. Los Angeles
- Surpassed Slava Festisov for ninth place on NHL's all-time scoring list among Russian-born defensemen on Jan. 30, 2014 vs. Washington
- Franchise leader among defensemen in points and assists, while ranking second to Rostislav Klesla in goals and games with 38-144-182 in 492 games
- Led Blue Jackets in scoring through first third of the season (1-9-10, 16 GP) and finished first among club defensemen in assists (18, first-T on the club) and points (22) in 2012-13
- Scored a goal in his 600th career NHL game on Apr. 13, 2013 at Minnesota
- Became highest-scoring defenseman in franchise history by tallying his 134th point (goal) as a Blue Jacket on Mar. 19, 2013 vs. Nashville (also the 200th point of his NHL career)
- Ranked second on Columbus in time on ice (24:08), third in penalty minutes (49) and third-T among club defensemen in assists (26) in 2011-12
- Played in the 500th game of his NHL career on Oct. 22, 2011 at Ottawa
- Led all Columbus defensemen in goals (7), assists (20) and points (27) and was tops overall in time on ice average (22:41) in 2010-11
- Led the club in time on ice (23:31) and ranked second in blocked shots (124), while ranking second among club defensemen in goals, assists and points with 6-26-32 in 80 games in 2009-10
- Registered the 100th assist of his NHL career on Mar. 11, 2010 vs. Atlanta
- Played the 400th game of his NHL career on Mar. 15, 2010 vs. Edmonton
- Tallied 1-1-2, including the game-winning goal, and was +4 on Oct. 24, 2009 vs. Anaheim
- Led the club in ice time (23:30), as well as all defensemen in goals, assists and points with 9-25-34 in 82 games in 2008-09
- Played in the 300th game of his NHL career on Jan. 31, 2009 vs. Dallas
- Led the Rangers and ranked 11th in the NHL in hits (218) in 2007-08
- Played in the 200th game of his NHL career on Dec. 16, 2007 vs. Phoenix
- Ranked 10th among NHL rookie defensemen in points with 6-19-25 in 2005-06
- Played in the 100th game of his NHL career and had an assist on Apr. 13, 2005 at Pittsburgh

AMATEUR CAREER

- Played one season with Guelph (OHL) in 2001-02
- Was second among team defensemen in goals (19), assists (40) and points (59) and third among OHL defensemen in points in 2001-02

INTERNATIONAL CAREER

- Represented Russia at the 2014, 2010 and 2006 Olympic Games, as well as the 2008 IIHF World Championships (gold medal), 2003 IIHF World Junior Championships (gold medal) and 2001 IIHF World Under-18 Junior Championships

PERSONAL

- Nickname is "Toots"
- Began playing hockey at the age of seven and idolized Slava Fetisov growing up
- Favorite non-hockey sport is football and his favorite athlete is the Patriots' Tom Brady
- Would like to be a professional soccer player if he wasn't a hockey player
- Learning to play various instruments is on his Bucket List

CAREER TRANSACTIONS

- Signed a six-year contract extension with the Blue Jackets on Aug. 31, 2011
- Acquired by Columbus with Christian Backman from NY Rangers in exchange for Nikolai Zherdev and Dan Fritzsche July 2, 2008
- Signed a four-year contract extension with the Rangers on Feb. 17, 2008
- Signed a two-year contract extension with the Rangers on Aug. 2, 2006
- NY Rangers' second pick, 40th overall, in the 2001 Draft

SINGLE SEASON HIGHS

GP:	82 (2x), 2008-09
Goals:	9, 2008-09
Assists:	26, 2009-10
Points:	34, 2008-09
+/-:	9, 2012-13
PIM:	81, 2008-09
PPG:	5, 2008-09
SHG:	1 (3x), 2008-09
GWG:	2 (2x), 2009-10
Shots:	167, 2008-09
Shot %:	7.1, 2012-13
TOI:	24:08, 2011-12
Hits:	149, 2006-07
Blocked Shots:	218, 2007-08
Multi-point Games:	5 (2x), 2011-12
Multi-goal Games:	1, 2008-09
Multi-assist Games:	3 (3x), 2013-14

PENALTY SHOTS - 0

DATE	OPPONENT	GOALIE (RESULT)
------	----------	-----------------

HAT TRICKS - 0

DATE	OPPONENT	GOALIE (RESULT)
------	----------	-----------------

SHOOTOUTS

	G	S	S%	GDG
2014-15	0	0	0.0	0
CAREER	4	11	36.4	1

GAME HIGHS

Goals:	2, 11/28/08 at DET
Assists:	3 (2x), 12/18/11 at STL
Points:	3 (3x), 12/18/11 at STL
PIM:	17, 1/3/09 at STL
+/-:	5, 10/11/14 vs. NYR
Shots:	8, 10/17/05 vs. FLA
TOI:	31:27, 1/18/11 at TBL
Hits:	8, 3/2/10 vs. VAN
Blocked Shots:	6 (3x), 2/17/15 at PHI
Goal Streak:	3, 1/31-2/6/09 (3-1-4)
Assist Streak:	3 (7x), 12/17-12/22/11 (0-5-5)
Point Streak:	5, 4/13-4/21/13 (2-3-5)
GP Streak:	216, 4/5/07-1/16/10

CAREER STATS

Multi-goal Games:	1x, 11/28/08 (2-0-2)
Multi-assist Games:	19x, 2/19/15 at PIT (0-2-2)
Multi-point Games:	30x, 2/19/15 at PIT (0-2-2)
Three-point Games:	3x, 12/18/11 at STL (0-3-3)
Four points-plus Games:	0
Overtime Goals:	1x, 4/17/13 at ANA (2:19)

NHL FIRSTS

Game:	2/14/04 at PHI
Goal:	3/13/04 at FLA
Assist:	2/16/04 vs. OTT

CBJ FIRSTS

Game:	10/10/08 at DAL
Goal:	11/1/08 vs. CHI
Assist:	10/14/08 at SJS



CAREER RECORD

YEAR	TEAM	LEAGUE	GP	TOI	G	A	PTS	+/-	PIM	PP	SH	GW	S	S%	GP	G	A	PTS	PIM
2000-01	St. Petersburg	Russia	34	n/a	2	4	6	n/a	20	n/a	n/a	n/a	n/a	n/a
2001-02	Guelph	OHL	53	n/a	19	40	59	17	54	8	0	3	n/a	n/a	9	2	8	10	8
2002-03	St. Petersburg	Russia	10	n/a	1	1	2	n/a	16	n/a	n/a	n/a	n/a	n/a
	Ak Bars Kazan	Russia	10	n/a	0	0	0	n/a	8	n/a	n/a	n/a	n/a	n/a	5	0	0	0	4
2003-04	NY Rangers	NHL	25	20:08	2	5	7	-4	14	0	1	0	33	6.1
	Hartford	AHL	43	n/a	5	9	14	7	50	0	0	0	104	4.8	16	0	5	5	18
2004-05	Hartford	AHL	13	n/a	2	1	3	0	10	1	0	0	42	4.8
	St. Petersburg	Russia	35	n/a	5	3	8	-3	24	n/a	n/a	n/a	n/a	n/a
2005-06	NY Rangers	NHL	77	20:33	6	19	25	1	58	4	0	2	102	5.9	4	0	1	1	0
	Russia	Olympics	8	n/a	0	1	1	n/a	4	n/a	n/a	n/a	n/a	n/a
2006-07	NY Rangers	NHL	66	20:01	2	12	14	-8	44	1	1	0	75	2.7	10	0	5	5	8
2007-08	NY Rangers	NHL	82	20:26	5	15	20	5	43	1	0	0	131	3.8	10	0	3	3	4
2008-09	Columbus	NHL	82	23:30	9	25	34	1	81	5	1	0	167	5.4	4	0	0	0	0
2009-10	Columbus	NHL	80	23:31	6	26	32	-7	49	3	0	2	149	4.0
	Russia	Olympics	4	n/a	0	2	2	1	2	n/a	n/a	n/a	n/a	n/a
2010-11	Columbus	NHL	80	22:41	7	20	27	-12	32	1	0	0	128	5.5
2011-12	Columbus	NHL	66	24:08	5	21	26	-21	49	1	0	0	124	4.0
2012-13	Moscow Oblast	KHL	17	n/a	1	2	3	n/a	8	n/a	n/a	n/a	n/a	n/a
	Columbus	NHL	48	24:05	4	18	22	9	28	0	0	1	56	7.1
2013-14	Columbus	NHL	69	21:24	4	22	26	6	44	1	0	0	87	4.6	4	1	1	2	4
	Russia	Olympics	5	n/a	0	0	0	1	4	0	0	0	5	0.0
2014-15	Columbus	NHL	67	19:55	3	12	15	8	40	0	0	0	56	5.4
CBJ Totals			492	22:44	38	144	182	-16	323	11	1	3	767	5.0	8	1	1	2	4
NHL Totals			742	21:55	53	195	248	-22	482	17	3	5	1,108	4.8	32	1	10	11	16
AHL Totals			56	...	7	10	17	7	60	1	0	0	146	4.8	16	0	5	5	18
Russia/KHL Totals			106	...	9	10	19	...	76	5	0	0	0	4
OHL Totals			53	...	19	40	59	17	54	8	0	3	9	2	8	10	8

ALEXANDER WENNBERG

al-ehx-AN-duhr VEHN-buhrg

41



POSITION

CENTER

SHOOTS

LEFT

HEIGHT

6-1

WEIGHT

197

DOB

09/22/94

BIRTHPLACE

STOCKHOLM, SWEDEN

VS. THE NHL

TEAM	GP	G	A	PTS	PIM
ANA	1	0	0	0	0
ARI	2	0	0	0	2
BOS	3	0	0	0	0
BUF	3	0	1	1	2
CGY	1	0	0	0	0
CAR	4	0	0	0	2
CHI	1	0	0	0	2
COL	2	0	0	0	0
CBJ	0	0	0	0	0
DAL	2	0	1	1	0
DET	2	0	0	0	0
EDM	2	0	3	3	2
FLA	1	1	0	1	0
LAK	1	0	0	0	0
MIN	2	0	0	0	0
MTL	3	0	0	0	0
NSH	1	1	0	1	2
NJD	4	0	2	2	0
NYI	4	1	0	1	0
NYR	4	0	1	1	2
OTT	3	0	1	1	0
PHI	4	0	3	3	0
PIT	3	0	2	2	2
SJS	2	0	0	0	4
STL	1	0	0	0	0
TBL	2	0	0	0	0
TOR	3	0	0	0	2
VAN	2	1	1	2	0
WSH	3	0	1	1	0
WPG	2	0	0	0	0
TOTALS:	68	4	16	20	22

QUICK FACT

Wennberg made his NHL debut in 2014-15 and finished tied for 14th among rookie NHL skaters with 16 assists and seventh among first-year NHL forwards, averaging 15:37 of ice time a game.

2014-15 SEASON

GP	G	A	PTS	+/-	PIM	PP	SH	GW	SHOTS	SPCT.	TOI	HITS	GVA	TKA	BKSHOTS
68	4	16	20	-19	22	1	0	0	85	4.7	15:37	58	11	25	45

- Led Blue Jackets rookies in assists and games played and ranked second in goals and points
- Collected 2-7-9 over the final 11 games of the season and was +9 in his last 24 games
- Scored his first NHL goal on Dec. 22 vs. Nashville (Pekka Rinne)
- Recorded his first NHL point (assist) in his NHL debut on Oct. 9 at Buffalo
- Games lost to injury:** 4... **Multi-point (goal) games:** 3 (0)... **Most Points:** 2 (3x) – Mar. 19 at Vancouver, most recent... **Most Goals:** 1 (4x) – Apr. 11 at NY Islanders, most recent... **Most Assists:** 2 (2x) – Mar. 13 vs. Edmonton, most recent... **Most PIM:** 4 – Nov. 15 vs. San Jose... **Most Shots:** 6 – Oct. 14 vs. Dallas... **TOI:** 21:55 – Mar. 18 at Edmonton

CAREER HIGHLIGHTS

- Completed rookie campaign in the Swedish Hockey League with Frolunda HC, finishing second on the club with 16 goals in 2013-14
- Was a finalist for the SHL's Rookie of the Year award in 2013-14
- Made the jump to Sweden's HockeyAllsvenskan, recording 14-18-21 in 46 games in 2012-13

INTERNATIONAL CAREER

- Won a silver medal with Team Sweden at 2013 IIHF World Junior Championships, tallying 2-1-3 in six appearances
- Won a silver medal with Team Sweden at 2012 IIHF World U18 Championships, recording 3-6-9 in six games

PERSONAL

- Nickname is "Wenny"
- Started playing hockey at the age of four and grew up idolizing Peter Forsberg
- Would like to be an architect if he wasn't a hockey player
- Would like Leonardo DiCaprio to play him in a movie about his life
- Most memorable hockey moment was playing in his first NHL game

CAREER TRANSACTIONS

- Signed a three-year entry level contract with the Blue Jackets on May 16, 2014
- Columbus' first pick, 14th overall, in the 2013 NHL Draft

SINGLE SEASON HIGHS

GP:	68, 2014-15
Goals:	4, 2014-15
Assists:	16, 2014-15
Points:	20, 2014-15
+/-:	-19, 2014-15
PIM:	22, 2014-15
PPG:	1, 2014-15
SHG:	0
GWG:	0
Shots:	85, 2014-15
Shot %:	4.7, 2014-15
TOI:	15:37, 2014-15
Hits:	58, 2014-15
Blocked Shots:	45, 2014-15
Multi-point Games:	3, 2014-15
Multi-goal Games:	0
Multi-assist Games:	2, 2014-15

PENALTY SHOTS - 0

DATE	OPPONENT	GOALIE (RESULT)
------	----------	-----------------

HAT TRICKS - 0

DATE	OPPONENT	GOALIE (RESULT)
------	----------	-----------------

SHOOTOUTS

	G	S	S%	GDG
2014-15	3	5	60.0	2
CAREER	3	5	60.0	2

GAME HIGHS

Goals:	1 (4x), 4/11/15 at NYI
Assists:	2 (2x), 3/31/15 vs. EDM
Points:	2 (3x), 3/19/15 at VAN
PIM:	4, 11/15/14 vs. SJS
+/-:	3, 3/19/15 at VAN
Shots:	6, 10/14/14 vs. DAL
TOI:	21:55, 3/18/15 at EDM
Hits:	6, 11/22/14 at PHI
Blocked Shots:	3 (3x), 4/11/15 at NYI
Goal Streak:	1 (4x), 4/11/15 at NYI (1-0-1)
Assist Streak:	2 (4x), 4/4-4/6/15 (0-2-2)
Point Streak:	2 (4x), 4/4-4/6/15 (0-2-2)
GP Streak:	40, 12/20/14-3/19/15

CAREER STATS

Multi-goal Games:	0
Multi-assist Games:	2x, 3/31/15 vs. EDM (0-2-2)
Multi-point Games:	3x, 3/19/15 at VAN (1-1-2)
Three-point Games:	0
Four points-plus Games:	0
Overtime Goals:	0

NHL/CBJ FIRSTS

Game:	10/9/14 at BUF
Goal:	12/22/14 vs. NSH
Assist:	10/9/14 at BUF



CAREER RECORD

REGULAR SEASON

PLAYOFFS

YEAR	TEAM	LEAGUE	GP	TOI	G	A	PTS	+/-	PIM	PP	SH	GW	S	S%	GP	G	A	PTS	PIM
2011-12	Djurgarden J20	SWE-Jr.	42	n/a	1	18	19	7	6	n/a	n/a	n/a	n/a	n/a	3	0	1	1	0
	Djurgarden	Allsvenskan	1	n/a	0	0	0	0	0	0	0	0	0	0.0
2012-13	Djurgardens	Allsvenskan	46	n/a	14	18	32	10	14	2	0	4	74	18.9	3	0	3	3	0
	Djurgarden J20	SWE-Jr.	2	n/a	1	1	2	2	0	n/a	n/a	n/a	n/a	n/a	1	0	1	1	0
2013-14	Frolunda	SHL	50	n/a	16	5	21	-5	8	9	0	3	76	21.1	7	1	0	1	0
2014-15	Columbus	NHL	68	15:37	4	16	20	-19	22	1	0	0	85	4.7
	Springfield	AHL	6	n/a	0	3	3	4	12	0	0	0	7	0.0
CBJ/NHL Totals			68	15:37	4	16	20	-19	22	1	0	0	85	4.7
AHL Totals			6	...	0	3	3	4	12	0	0	0	7	0.0
SHL Totals			50	...	16	5	21	-5	8	9	0	3	76	21.1	7	1	0	1	0
Allsvenskan Totals			47	...	14	18	32	10	14	2	0	4	74	18.9	3	0	3	3	0
SWE-Jr. Totals			44	...	2	19	21	9	6	4	0	2	2	0



POSITION

RIGHT WING

SHOOTS

RIGHT

HEIGHT

6-3

WEIGHT

221

DOB

05/07/94

BIRTHPLACE

BURLINGTON, ONTARIO

JOSH ANDERSON

JAWSH AN-dur-suhn

34

CAREER HIGHLIGHTS

2014-15: Suited up for Columbus and Springfield (AHL) in first professional season... Finished fourth on Springfield in penalty minutes (76)... Posted first NHL point (assist) on Jan. 29 at Florida... Made NHL debut on Jan. 16 vs. NY Rangers... Tallied first professional goal and added an assist for first multi-point game on Dec. 13 at Norfolk (Ilya Bryzgalov)... Made AHL debut on Oct. 17 at Syracuse... **2013-14:** Ranked fifth on London (OHL) in goals (27)... Recorded career-high totals in goals and points (52) during the regular season... Recognized as the league's "hardest worker" by the OHL Western Conference Coaches Poll... Represented Canada at the IIHF World Junior Championships... **2012-13:** Won second straight OHL title with Knights... Finished sixth on London in scoring and first-T in games played with 23-26-29 in 68 games... Recorded first career OHL multi-goal game on Nov. 22 at Sarnia... **2011-12:** Played his rookie season in the OHL with London... Had five points in 19 playoff games to help the Knights capture the J. Ross Robertson Cup as OHL champions... **2010-11:** Finished second in the SCTA scoring race with 41-35-76 in 58 games played.

PERSONAL

Began playing hockey at the age of 18 months and grew up idolizing Rick Nash... Most memorable hockey moment is winning back-to-back OHL Championships in 2012 and 2013... Would like to be a professional baseball player if he wasn't a hockey player... Favorite TV show is *Suits*.

CAREER TRANSACTIONS

Signed a three-year, entry level contract with Columbus on Nov. 5, 2013... Columbus' fourth pick, 95th overall, in the 2012 NHL Draft.



CAREER RECORD

REGULAR SEASON

PLAYOFFS

YEAR	TEAM	LEAGUE	GP	TOI	G	A	PTS	+/-	PIM	PP	SH	GW	S	S%	GP	G	A	PTS	PIM
2010-11	Burlington	SCTA	58	n/a	41	35	76	n/a	n/a	n/a	n/a	n/a	n/a	n/a
	Burlington	OJHL	4	n/a	0	2	2	n/a	0	0	0	0	n/a	n/a	1	0	0	0	0
2011-12	London	OHL	64	n/a	12	10	22	17	34	0	0	2	n/a	n/a	19	2	3	5	4
2012-13	London	OHL	68	n/a	23	26	49	10	77	5	2	4	n/a	n/a	19	1	2	3	23
2013-14	London	OHL	59	n/a	27	25	52	31	81	11	3	1	n/a	n/a	9	5	4	9	14
2014-15	Columbus	NHL	6	13:27	0	1	1	-1	2	0	0	0	10	0.0
	Springfield	AHL	52	n/a	7	10	17	1	76	1	1	1	79	8.9
CBJ/NHL Totals			6	13:27	0	1	1	-1	2	0	0	0	10	0.0
AHL Totals			52	...	7	10	17	1	76	1	1	1	79	8.9
OHL Totals			191	...	62	61	123	58	192	16	5	7	47	8	9	17	41



POSITION

RIGHT WING

SHOOTS

RIGHT

HEIGHT

6-0

WEIGHT

177

DOB

04/10/95

BIRTHPLACE

HERNING, DENMARK

OLIVER BJORKSTRAND

AW-lih-vuhr bee-YOHRK-strand

28

CAREER HIGHLIGHTS

2014-15: Named WHL Player of the Year after leading the conference in goals, points and plus/minus with 63-55-118, +60 in 59 games with Portland... Led the WHL in playoff goals (13, tied) and finished fifth in points (25)... Played on same line as 2015 Jackets draft pick Paul Bittner... Skated in three games for Team Denmark at the IIHF World Championships... Served as alternate captain for Denmark at the IIHF World Junior Championships, finishing with 4-1-5 in five games... **2013-14:** Finished second-T in the WHL in goals after recording 50-59-109 in 69 games with Portland... Led the league in playoff goals and points (tied) with 16-17-33 in 21 games... Guided Portland to the club's fourth consecutive WHL finals game appearance... Served as an alternate captain for Team Denmark at the IIHF World Junior Championships, earning 4-2-6 in five games... **2012-13:** Led all WHL rookies in goals (31) and points (63) in his first season with Portland... Co-winner of Winterhawks' Rookie of the Year Award with defenseman Seth Jones... Led all WHL rookies in playoff scoring with 8-11-19 in 21 contests to help Portland win the Ed Chynoweth Cup as league champs... Selected by Portland in the opening round, 26th overall, of the 2012 CHL Import Draft... **2011-12:** Skated with the Herning Blue Fox of the Danish Elite League... Was coached by his father, Todd, and a teammate of his brother, Patrick... Won DEL Rookie of the Year Award after totaling 13-13-26 in 36 games, helping the club win a national championship... Led all 16-year-olds in the DEL in scoring, with the next closest player his age registering only five points... Represented Denmark at the IIHF World Junior Championships, recording 2-0-2 in six games... Served as an alternate captain on Team Denmark at the IIHF World U-18 Championships, finishing second on the club with 4-3-7 in six appearances.

PERSONAL

Nickname is "Bjorky"... Began playing hockey at the age of three and grew up idolizing Mike Modano... Favorite sport is soccer and favorite athlete is Zlatan Ibrahimovic... Would like Leonardo DiCaprio to play him in a movie about his life... Would like to be a professional tennis player if he wasn't a hockey player.

CAREER TRANSACTIONS

Signed a three-year, entry level contract with Columbus on Dec. 26, 2013... Columbus' fifth pick, 89th overall, in the 2013 NHL Draft.



CAREER RECORD

REGULAR SEASON

PLAYOFFS

YEAR	TEAM	LEAGUE	GP	TOI	G	A	PTS	+/-	PIM	PP	SH	GW	S	S%	GP	G	A	PTS	PIM
2011-12	Herning	Denmark	36	n/a	13	13	26	n/a	10	n/a	n/a	4	n/a	n/a	10	1	2	3	4
2012-13	Portland	WHL	65	n/a	31	32	63	38	10	9	0	7	n/a	n/a	21	8	11	19	4
2013-14	Portland	WHL	69	n/a	50	59	109	44	36	17	4	10	n/a	n/a	21	16	17	33	8
2014-15	Portland	WHL	59	n/a	63	55	118	60	35	10	8	10	n/a	n/a	17	13	12	25	10
WHL Totals			193	...	144	146	290	142	81	36	12	27	59	37	40	77	22
Denmark Totals			36	...	13	13	26	n/a	10	n/a	n/a	4	n/a	n/a	10	1	2	3	4



POSITION

DEFENSE

SHOOTS

LEFT

HEIGHT

5-11

WEIGHT

196

DOB

07/11/88

BIRTHPLACE

DRUMHELLER, ALBERTA

ANDREW BODNARCHUK

AN-droo BAWD-nahr-chuhk

2

CAREER HIGHLIGHTS

2014-15: Posted 5-20-25 with 84 penalty minutes and +12 in 61 games with the Manchester Monarchs of the AHL... Helped the Monarchs capture the 2015 Calder Cup championship with 0-6-6 and +8 in 19 playoff games... **2013-14:** Registered 8-24-32 with 89 penalty minutes and +43 in 73 games with Manchester (AHL)... Led the AHL in plus/minus rating (+43)... Led club defensemen in goals, assists, points, plus/minus, PPG (4) and shots on goals (129)... **2012-13:** In his first season with Manchester (AHL), posted 5-15-20 in 63 games... **2011-12:** Played in his third season with Providence (AHL), posting 5-12-17 with 44 penalty minutes in 75 games... **2010-11:** Collected 1-15-16 and 91 penalty minutes in 75 games for Providence... **2009-10:** Made his NHL debut with Boston, collecting two penalty minutes in five games... Also played in 70 games with Providence, posting 5-10-15 with 51 penalty minutes... Made his NHL debut on Apr. 3 at Toronto... **2008-09:** Made pro regular season debut, notching 1-8-9 in 62 games with Providence... **2007-08:** Tallied 10-33-43 in 65 games with Halifax (QMJHL)... **2006-07:** Picked up 16-41-57 in 63 games with Halifax... Made AHL debut, suiting up in a playoff game for Providence on May 14 vs. Manchester... **2005-06:** Registered 6-17-23 in 68 games in first year with Halifax (QMJHL)... Named to the QMJHL All-Rookie team.

PERSONAL

Nickname is "Bods"... Started playing hockey at the age of four and idolized Kirk Muller growing up... His most memorable hockey moment was his NHL debut on Apr. 3, 2010... Would be a lawyer if he wasn't a hockey player... Enjoys golfing away from the rink.

CAREER TRANSACTIONS

Signed a one-year NHL/AHL contract with Columbus on July 2, 2015... Signed a two-year contract extension with Los Angeles on July 29, 2013... Signed a one-year contract with Los Angeles on July 6, 2012... Signed a one-year contract extension with on Sept. 8, 2011... Signed a one-year contract extension with Boston on July 15, 2010... Signed a three-year, entry level contract with the Bruins on Feb. 19, 2008... Boston's fifth pick, 128th overall, in the 2006 NHL Draft.



CAREER RECORD

REGULAR SEASON

PLAYOFFS

YEAR	TEAM	LEAGUE	GP	TOI	G	A	PTS	+/-	PIM	PP	SH	GW	S	S%	GP	G	A	PTS	PIM
2005-06	Halifax	QMJHL	68	n/a	6	17	23	11	136	5	0	0	n/a	n/a	11	0	2	2	22
2006-07	Halifax	QMJHL	63	n/a	16	41	57	-1	96	9	1	4	n/a	n/a	12	1	10	11	25
	Providence	AHL	1	0	0	0	0
2007-08	Halifax	QMJHL	65	n/a	10	33	43	4	89	6	0	0	n/a	n/a	14	0	9	9	16
2008-09	Providence	AHL	62	n/a	1	8	9	-2	33	0	0	0	74	1.4	15	0	2	2	22
2009-10	Boston	NHL	5	7:19	0	0	0	-2	2	0	0	0	0	0.0
	Providence	AHL	70	n/a	5	10	15	7	51	1	0	1	96	5.2
2010-11	Providence	AHL	75	n/a	1	15	16	-8	91	0	0	0	74	1.4
2011-12	Providence	AHL	63	n/a	5	12	17	-6	44	1	0	1	66	7.6
2012-13	Manchester	AHL	69	n/a	5	15	20	17	77	0	0	0	78	6.4	4	0	0	0	0
2013-14	Manchester	AHL	73	n/a	8	24	32	43	89	4	1	1	129	6.2	4	0	0	0	0
2014-15	Manchester	AHL	61	n/a	5	20	25	12	84	2	0	1	120	4.2	19	0	6	6	14
NHL Totals			5	7:19	0	0	0	-2	2	0	0	0	0	0.0
AHL Totals			473	...	30	105	135	63	469	8	1	4	637	4.7	43	0	8	8	36
QMJHL Totals			196	...	32	91	123	14	321	20	1	4	37	1	21	22	63



POSITION

CENTER

SHOOTS

LEFT

HEIGHT

6-0

WEIGHT

188

DOB

03/07/93

BIRTHPLACE

ORLAND PARK, ILLINOIS

ALEX BROADHURST

AL-ehx BRAWD-hurst

62

CAREER HIGHLIGHTS

2014-15: Collected 6-8-14 with four penalty minutes and +2 in 29 games with Rockford (AHL)... **2013-14:** Tallied 16-29-45 and 32 penalty minutes in 75 games with Rockford (AHL) in first professional season... Finished second on club in assists, third in points and third-T in games played... **2012-13:** Posted 23-40-63 with 36 penalty minutes and +30 in 65 games in only OHL season with London... Finished third on the team in assists and points... Helped London capture OHL Championship with 10-18-28 in 21 postseason games... **2011-12:** Recorded 26-47-73 with 40 penalty minutes and +32 in 53 games with Green Bay (USHL)... Helped Green Bay capture Clark Cup and was named to USHL First All-Star Team... **2010-11:** Tallied 13-20-33 in 55 games in first season with Green Bay (USHL).

PERSONAL

Nickname is "Broady"... Began playing hockey at the age of three and idolized Jeremy Roenick growing up... Enjoys golf and his favorite athlete is Phil Mickelson... Going skydiving is on his Bucket List... Would like Matthew McConaughey to play him in a movie about his life.

CAREER TRANSACTIONS

Acquired by Columbus with Brandon Saad and Michael Paliotta from Chicago in exchange for Artem Anisimov, Marko Dano, Corey Tropp, Jeremy Morin and a fourth round pick in the 2016 NHL Draft on June 30, 2015...



CAREER RECORD

REGULAR SEASON

PLAYOFFS

YEAR	TEAM	LEAGUE	GP	TOI	G	A	PTS	+/-	PIM	PP	SH	GW	S	S%	GP	G	A	PTS	PIM
2010-11	Green Bay	USHL	55	n/a	13	20	33	15	22	1	1	4	82	15.9	11	3	6	9	4
2011-12	Green Bay	USHL	53	n/a	26	47	73	32	40	5	2	6	129	20.2	12	9	9	18	6
2012-13	London	OHL	65	n/a	23	40	63	30	36	4	0	9	n/a	n/a	21	10	18	28	22
2013-14	Rockford	AHL	75	n/a	16	29	45	-1	32	2	0	1	104	15.4
2014-15	Rockford	AHL	29	n/a	6	8	14	2	4	2	0	0	44	13.6	7	0	1	1	2
AHL Totals			104	...	22	37	59	1	36	4	0	1	148	14.9	7	0	1	1	2
OHL Totals			65	...	23	40	63	30	36	4	0	9	21	10	18	28	22
USHL Totals			108	...	39	67	106	47	62	6	3	10	211	18.5	23	12	15	27	10

**POSITION**

CENTER

SHOOTS

LEFT

HEIGHT

6-2

WEIGHT

204

DOB

04/09/92

BIRTHPLACE

ILE BIZARD, QUEBEC

MICHAEL CHAPUT

MIGH-kuhl sha-P00

39

CAREER HIGHLIGHTS

2014-15: Posted 1-4-5 with 21 penalty minutes in 33 games with Columbus... Also played in 45 games with Springfield (AHL), finishing with 10-11-21 with 22 penalty minutes and a +2 plus/minus rating... Tallied first career NHL goal on Dec. 18 vs. Washington (Braden Holtby)... **2013-14:** Appeared in 17 games with Columbus, making his NHL debut on Oct. 27 vs. Anaheim and recording his first career point (assist) on Nov. 22 at Vancouver... Led Springfield in goals and points during regular season... Skated in 100th career AHL game on Feb. 4 vs. Albany... **2012-13:** Spent his first pro season with Springfield (AHL)... Scored his first career AHL goal on Nov. 2 vs. Hershey (Braden Holtby)... Led all AHL rookies in scoring in January with 4-8-12 in 12 games... Finished eighth-T on the Falcons in scoring... **2011-12:** Led Shawinigan in assists and was second in points with 21-42-63 in 57 games... Ranked eighth in the QMJHL in plus/minus rating (+39)... Ranked second on the Cataractes in playoff points with 4-8-12 in 11 games... Added 5-7-12 in six games, helping Shawinigan win the Memorial Cup... Earned the Stafford Smythe Memorial Trophy as Most Valuable Player and Ed Chynoweth Trophy as top scorer... **2010-11:** Ranked second on Lewiston (QMJHL) in goals and points and third in assists with 25-34-59 in 62 games... Ranked third on the team in penalty minutes (97)... Ranked seventh-T in playoff points among all QMJHL players with 7-13-20 in 13 games... **2009-10:** Led Lewiston (QMJHL) in goals and finished second in points with 28-27-55... **2008-09:** Recorded 3-7-10 in 29 games in rookie season with Lewiston.

PERSONAL

Nickname is "Chappy"... Began playing hockey at the age of three and idolized Peter Forsberg growing up... Winning the Memorial Cup in 2012 was his most memorable hockey moment... Would be a lawyer if he wasn't a hockey player... Traveling and playing an instrument are on his Bucket List.

CAREER TRANSACTIONS

Signed a one-year contract extension with the Blue Jackets on July 23, 2015... Signed a three-year, entry level contract with Columbus on Apr. 28, 2012... Acquired by Columbus with Greg Moore from Philadelphia in exchange for Tom Sestito on Feb. 28, 2011... Philadelphia's first selection, 89th overall, in the 2010 NHL Draft.

**CAREER RECORD****REGULAR SEASON****PLAYOFFS**

YEAR	TEAM	LEAGUE	GP	TOI	G	A	PTS	+/-	PIM	PP	SH	GW	S	S%	GP	G	A	PTS	PIM
2008-09	Lewiston	QMJHL	29	n/a	3	7	10	-1	34	0	0	0	n/a	n/a
2009-10	Lewiston	QMJHL	68	n/a	28	27	55	-12	60	10	0	4	n/a	n/a	4	0	1	1	2
2010-11	Lewiston	QMJHL	62	n/a	25	34	59	23	97	7	1	2	n/a	n/a	13	7	13	20	11
2011-12	Shawinigan	QMJHL	57	n/a	21	42	63	39	47	4	1	4	n/a	n/a	11	4	8	12	2
2012-13	Springfield	AHL	73	n/a	13	19	32	-2	57	3	0	1	102	12.8	8	1	1	2	4
2013-14	Columbus	NHL	17	8:53	0	1	1	0	2	0	0	0	6	0.0
	Springfield	AHL	55	n/a	19	26	45	-4	51	8	1	2	102	18.6	5	2	1	3	6
2014-15	Columbus	NHL	33	10:11	1	4	5	-8	21	0	0	0	23	4.3
	Springfield	AHL	45	n/a	10	11	21	2	22	4	0	1	89	11.2
CBJ/NHL Totals			50	9:45	1	5	6	-8	23	0	0	0	29	3.4
AHL Totals			173	...	42	56	98	-4	130	15	1	4	293	14.3	13	3	2	5	10
QMJHL Totals			216	...	77	110	187	49	238	21	2	10	28	11	22	33	15



POSITION

GOALTENDER

CATCHES

LEFT

HEIGHT

6-3

WEIGHT

195

DOB

02/28/94

BIRTHPLACE

STOCKHOLM, SWEDEN

OSCAR DANSK

AWZ-kuhr DANSK

35

CAREER HIGHLIGHTS

2014-15: Played for both Springfield (AHL) and Kalamazoo (ECHL) in first North American professional season... Posted three-game AHL win streak from Nov. 2-7... Made 36 saves for first pro win on Oct. 26 vs. Syracuse (5-1 W)... Made 34 saves in AHL debut on Oct. 19 at Bridgeport (4-3 OTL)... **2013-14:** Posted an OHL-best 2.39 goals-against average with Erie (OHL)... Finished first-T in shutouts with six... Helped Sweden earn silver at the IIHF World Junior Championships with a 1.79 goals-against average and .929 save percentage in five games... **2012-13:** Spent first season in North America with OHL's Erie Otters after being selected third overall in the 2012 CHL Import Draft... Won silver with Team Sweden at IIHF World Junior Championships... **2011-12:** Went 4-1 with a 1.98 goals-against average, .937 save percentage and one shutout in five games at the World Under-18 Junior Championships... Helped Sweden claim the silver medal... **2010-11:** Captured a silver medal with Sweden at the 2011 Ivan Hlinka Memorial Tournament.

PERSONAL

Nickname is "Dansk"... Most prized possession is his dog, Miller... Favorite TV show is *How I Met Your Mother*... Started playing hockey at the age of three and grew up idolizing Patrick Roy... Favorite vacation destination is Spain... Favorite soccer team is Hammarby IF.

CAREER TRANSACTIONS

Signed a three-year entry level contract with the Blue Jackets on May 8, 2014... Columbus' second pick, 31st overall, in the 2012 NHL Draft.



CAREER RECORD

REGULAR SEASON

PLAYOFFS

YEAR	TEAM	LEAGUE	GP	W	L	OT	SO	GA	SA	SV%	GAA	MIN	GP	W-L	SO	GA	SV%	GAA	MIN
2010-11	Brynäs IF	Swe-Jr.	21	n/a	n/a	n/a	1	52	583	.911	2.70	1,157	1	n/a	0	5	.857	5.22	57
2011-12	Brynäs IF	Swe-Jr.	28	n/a	n/a	n/a	2	71	788	.910	2.82	1,511	2	n/a	0	7	.877	3.49	120
2012-13	Erie	OHL	43	11	23	6	0	164	1,460	.888	4.11	2,393
2013-14	Erie	OHL	42	29	9	1	6	96	1,053	.909	2.39	2,405	3	0-1	0	14	.797	6.79	124
2014-15	Springfield	AHL	21	7	7	0	0	68	565	.880	3.57	1,144
	Kalamazoo	ECHL	11	1	8	0	0	33	298	.889	3.73	530
AHL Totals			21	7	7	0	0	68	565	.880	3.57	1,144
ECHL Totals			11	1	8	0	0	33	298	.889	3.73	530
OHL Totals			85	40	32	7	6	260	2,513	.897	3.25	4,798	3	0-1	0	14	.797	6.79	124
Swe-Jr. Totals			49	3	123	1,371	.910	2.77	2,668	3	n/a	0	12	.870	4.07	177



POSITION

GOALTENDER

CATCHES

LEFT

HEIGHT

6-3

WEIGHT

191

DOB

11/27/92

BIRTHPLACE

HÄRNÖSAND, SWEDEN

ANTON FORSBERG

AN-tawn FOHRZ-buhrg

31

CAREER HIGHLIGHTS

2014-15: Played in five games with Columbus... Stopped 26 shots in NHL debut on Nov. 1 at New Jersey (3-2 L)... Finished third in the AHL in goals-against average (2.01) and fifth in save percentage (.927), while posting 20-8-1 record with Springfield (AHL)... Selected to play in AHL All-Star Game... Posted a ten-game AHL win streak from Nov. 15-Dec. 6... Registered first professional shutout with 33 saves on Nov. 15 at Worcester...

2013-14: Played 22 games for MoDo (SHL) before transitioning to Springfield (AHL)... Went 11-11 with a 2.44 goals-against average and .920 save percentage for Modo... Played four games with Springfield in the regular season, as well as two playoff matchups... Recorded a .917 save percentage in the AHL playoffs... **2012-13:** Competing in Sweden's HockeyAllsvenskan league as a member of Sodertalje SK, finished second in the league with a 2.04 goals-against-average and .933 save percentage... Won 24 of his 33 games... **2011-12:** Played in 15 games for MoDo of the Swedish Hockey League... Also saw action with MoDo's Junior team... Went 1-0 with a 0.99 goals-against average and .933 save percentage in two games at the IIHF World Junior Championships, helping Sweden win the gold medal.

PERSONAL

Nickname is "Fors"... Started playing hockey at the age of five and grew up idolizing Peter Forsberg (no relation)... Enjoys golf, fishing and hunting away from the rink... Would most like to have dinner with soccer star Zlatan Ibrahimovic... Favorite NHL city is New York City and favorite vacation spot is Greece.

CAREER TRANSACTIONS

Signed a three-year, entry level contract with the Blue Jackets on May 28, 2013... Columbus' sixth selection, 188th overall, in the 2011 NHL Draft.



CAREER RECORD

REGULAR SEASON

PLAYOFFS

YEAR	TEAM	LEAGUE	GP	W	L	OT	SO	GA	SA	SV%	GAA	MIN	GP	W-L	SO	GA	SV%	GAA	MIN
2009-10	MoDo	Sweden Jr.	21	n/a	n/a	n/a	1	73	578	.874	3.70	1,183	3	n/a	0	7	.903	2.37	177
2010-11	MoDo	Sweden Jr.	33	n/a	n/a	n/a	3	94	94	.907	2.90	1,942	6	n/a	0	17	.921	2.85	358
2011-12	MoDo	SHL	15	n/a	n/a	n/a	0	32	313	.898	3.15	609
	MoDo	Sweden Jr.	14	n/a	n/a	n/a	2	31	n/a	n/a	2.19	847	4	n/a	n/a	n/a	.891	3.39	n/a
2012-13	Sodertalje	Allsvenskan	33	24	9	0	3	67	1,005	.933	2.04	1,972
2013-14	MoDo	SHL	22	11	11	0	1	53	659	.920	2.44	1,304
	Springfield	AHL	4	3	0	0	0	4	94	.957	1.13	212	2	0-1	0	3	.917	3.03	59
2014-15	Columbus	NHL	5	0	4	0	0	20	149	.866	4.69	256
	Springfield	AHL	30	20	8	0	3	59	808	.927	2.01	1,764
CBJ/NHL Totals			5	0	4	0	0	20	149	.866	4.69	256
AHL Totals			34	23	8	0	3	63	902	.930	1.91	1,976	2	0-1	0	3	.917	3.03	59
SHL Totals			22	11	11	0	1	53	659	.920	2.44	1,304
HockeyAllsvenskan Totals			33	24	9	0	3	67	1,005	.933	2.04	1,972
Sweden Jr. Totals			68	6	3,972	13



POSITION

LEFT WING

SHOOTS

LEFT

HEIGHT

6-0

WEIGHT

194

DOB

12/28/88

BIRTHPLACE

SUMMERSIDE,
PRINCE EDWARD ISLAND

BRETT GALLANT

BREHT guhl-AHNT

56

CAREER HIGHLIGHTS

2014-15: Posted 2-4-6 with 247 penalty minutes in 45 games with Bridgeport (AHL)... Finished second in the league in PIM... **2013-14:** Made his NHL debut with the Islanders, appearing in the final four games of the season and registering 17 penalty minutes... Also appeared in 58 games with Bridgeport (AHL), posting 1-1-2 and finished fourth in the AHL with a career-high 255 penalty minutes... Made his NHL debut and recorded his first fighting major (Matt Kassian) on Apr. 9 vs. Ottawa... **2012-13:** Appeared in 42 games with Bridgeport, finishing second on the team and eighth-T in the AHL with 202 penalty minutes... **2011-12:** Collected 2-1-3 in 25 games with Bridgeport (AHL)... **2010-11:** Split his second professional season between Elmira and Reading (ECHL) and Bridgeport (AHL)... **2009-10:** Led ECHL rookies in penalty minutes with 185 during his first pro campaign with Elmira... Tied for second in the league with 21 major penalties... Scored two points (1-1-2) in 38 games... **2008-09:** Tallied 24-49-73 in 50 games with Summerside Western Capitals (MJHL)... Led the team in PIM and finished third in scoring... **2007-08:** Led Saint John (QMJHL) in penalty minutes (175) in his third season... **2006-07:** Led Saint John (QMJHL) in penalty minutes (192)... **2005-06:** Made his QMJHL debut with Saint John, picking up 0-1-1 in 26 games.

PERSONAL

Nickname is "Gally"... Started playing hockey at the age of three and idolized Steve Yzerman growing up... Would like to be a youth worker if he wasn't a hockey player... Enjoys golfing, his favorite athlete is Dustin Johnson and he would most like to have dinner with Tiger Woods... Favorite TV shows are *Suits* and *Prison Break*.

CAREER TRANSACTIONS

Signed a two-year, NHL/AHL contract with Columbus on July 2, 2015... Signed a one-year contract extension with the NY Islanders on July 15, 2014... Signed a one-year contract extension with the Islanders on July 18, 2013... Signed a one-year, entry-level contract with the NY Islanders on Feb. 5, 2013.



CAREER RECORD

REGULAR SEASON

PLAYOFFS

YEAR	TEAM	LEAGUE	GP	TOI	G	A	PTS	+/-	PIM	PP	SH	GW	S	S%	GP	G	A	PTS	PIM
2005-06	Saint John	QMJHL	26	n/a	0	1	1	-1	72	0	0	0	n/a	n/a
2006-07	Saint John	QMJHL	48	n/a	5	1	6	-4	192	0	0	0	n/a	n/a
2007-08	Saint John	QMJHL	57	n/a	3	2	5	-5	175	0	0	0	n/a	n/a	11	1	0	1	15
2008-09	Summerside	MJHL	50	n/a	24	49	73	n/a	235	n/a	n/a	n/a	n/a	n/a
2009-10	Syracuse	AHL	1	n/a	0	0	0	0	5	0	0	0	0	0.0
	Elmira	ECHL	38	n/a	1	1	2	-4	185	0	0	0	28	3.6
2010-11	Bridgeport	AHL	17	n/a	1	0	1	-5	73	0	0	0	9	11.1
	Elmira	ECHL	13	n/a	0	0	0	-1	80	0	0	0	11	0.0
	Reading	ECHL	12	n/a	1	2	3	0	52	0	0	0	7	14.3
2011-12	Bridgeport	AHL	25	n/a	2	1	3	-2	80	0	0	0	19	10.5
2012-13	Bridgeport	AHL	42	n/a	0	0	0	-8	202	0	0	0	14	0.0
2013-14	NY Islanders	NHL	4	6:53	0	0	0	0	17	0	0	0	3	0.0
	Bridgeport	AHL	58	n/a	1	1	2	-4	255	0	0	0	24	4.2
2014-15	Bridgeport	AHL	45	n/a	2	4	6	-1	247	11	0	0	31	6.5
NHL Totals			4	6:53	0	0	0	0	17	0	0	0	3	0.0
AHL Totals			188	...	6	6	12	-20	862	1	0	0	97	6.2
ECHL Totals			63	...	2	3	5	-5	317	0	0	0	46	4.3
QMJHL Totals			131	...	8	4	12	-10	439	0	0	0	11	1	0	1	15



POSITION

LEFT WING

SHOOTS

LEFT

HEIGHT

6-2

WEIGHT

189

DOB

03/26/93

BIRTHPLACE

HELSINKI, FINLAND

MARKUS HANNIKAINEN

MAHR-kuhs hah-nih-KAY-nehn

33

CAREER HIGHLIGHTS

2014-15: Collected 19-27-46, 51 penalty minutes and +22 plus/minus rating in 60 games with JYP HT Jyvaskyla in first full season in Liiga... Finished second on JYP in goals, third in assists and points and was among Liiga's leaders in goals (fourth-T), assists (10th-T), points (eighth), plus/minus (first) and games played (first-T)... **2013-14:** Appeared in 18 games with Jokerit (Liiga), posting 3-3-6... Also played in four matchups on a loan to HPK Hameenlinna (Liiga)... added 2-5-7 in 15 games with K-Vantaa of Mestis, Finland's second tier professional league... **2012-13:** Competed for Team Finland at the IIHF World Junior Championships... Earned 0-1-1 in 20 games with Jokerit (Liiga)... **2011-12:** Saw first action with Jokerit of the Finnish Liiga.

PERSONAL

Began playing hockey at the age of four... Favorite sport is soccer... Enjoys going to the movies when not at the rink.

CAREER TRANSACTIONS

Signed a two-year, entry level contract with Columbus on Apr. 20, 2015.



CAREER RECORD

REGULAR SEASON

PLAYOFFS

YEAR	TEAM	LEAGUE	GP	TOI	G	A	PTS	+/-	PIM	PP	SH	GW	S	S%	GP	G	A	PTS	PIM
2010-11	Jokerit	Finland Jr.	36	n/a	7	12	19	n/a	12	n/a	n/a	n/a	n/a	n/a	9	1	1	2	2
2011-12	Jokerit	Liiga	15	n/a	0	0	0	1	4	0	0	0	n/a	n/a	12	5	5	10	2
	K-Vantaa	Mestis	10	n/a	2	0	2	1	4	n/a	n/a	n/a	n/a	n/a
2012-13	Jokerit	Liiga	20	n/a	0	1	1	-3	4	0	0	0	34	0.0	1	0	0	0	0
	K-Vantaa	Mestis	21	n/a	3	6	9	n/a	4	n/a	n/a	n/a	n/a	n/a
2013-14	Jokerit	Liiga	18	n/a	3	3	6	5	4	0	0	1	34	8.8	2	1	0	1	0
	HPK	Liiga	4	n/a	0	0	0	1	4	0	0	0	n/a	n/a
	K-Vantaa	Mestis	15	n/a	2	5	7	1	2	0	0	n/a	n/a	n/a
	Jokerit	Finland Jr.	4	n/a	3	0	3	-3	0	1	0	n/a	n/a	n/a	4	1	3	4	0
2014-15	JYP	Liiga	60	n/a	19	27	46	22	51	4	1	6	242	7.9	12	4	5	9	6
Liiga Totals			117	...	22	31	53	26	67	4	1	7	350	6.3	15	5	5	10	6
Mestis Totals			46	...	7	11	18	2	10
Finland Jr Totals			67	...	23	26	29	-1	28	25	7	9	16	4



POSITION

DEFENSE

SHOOTS

LEFT

HEIGHT

6-4

WEIGHT

220

DOB

05/09/95

BIRTHPLACE

CALGARY, ALBERTA

DILLON HEATHERINGTON

DIH-luhn heh-thuhr-ING-tuhn

37

CAREER HIGHLIGHTS

2014-15: Registered 1-14-15 and 48 penalty minutes in 48 games with Swift Current (WHL) before suiting up in three games with Springfield (AHL) at end of season... Made his AHL debut on Apr. 11 at Syracuse and registered first AHL point (assist) one game later on Apr. 17 at St John's... Helped Canada capture gold at IIHF World Junior Championships, skating in seven games... **2013-14:** Ranked second on Swift Current (WHL) in points by a defenseman for the second consecutive season with 6-29-35... Posted career-high totals in goals, assists and points... **2012-13:** Tallied 4-23-27 in 70 games and led the Broncos in plus/minus (+25)... Won a gold medal with Team Canada at the 2013 IIHF World U18 Championships... **2011-12:** Scored first career NHL goal on Feb. 10 at Brandon... Led team in rookie scoring by a blueliner with 2-8-10... **2010-11:** Made NHL debut on Jan. 2 vs. Saskatoon... Won a bronze medal with Team Alberta at the Canada Winter Games... Recorded 0-11-11 in 31 appearances with Calgary AAA Flames.

PERSONAL

Nickname is "Heather" or "Heater"... Began playing hockey at the age of three and grew up idolizing Ray Bourque... Would like to do something in the medical field if he wasn't a hockey player... Would like Mark Wahlberg to play him in a movie about his life... Riding a bull is on his Bucket List.

CAREER TRANSACTIONS

Signed a three-year, entry level contract with the Blue Jackets on Mar. 1, 2015... Columbus' fourth pick, 50th overall, in the 2013 NHL Draft.



CAREER RECORD

YEAR	TEAM	LEAGUE	REGULAR SEASON												PLAYOFFS				
			GP	TOI	G	A	PTS	+/-	PIM	PP	SH	GW	S	S%	GP	G	A	PTS	PIM
2010-11	Swift Current	WHL	1	n/a	0	0	0	0	0	0	0	0	n/a	n/a
2011-12	Swift Current	WHL	57	n/a	2	8	10	2	63	1	0	0	n/a	n/a
2012-13	Swift Current	WHL	71	n/a	4	23	27	25	80	2	0	0	n/a	n/a	5	0	3	3	0
2013-14	Swift Current	WHL	70	n/a	6	29	35	24	63	1	0	1	n/a	n/a	6	0	1	1	8
2014-15	Swift Current	WHL	48	n/a	1	14	15	-16	48	0	0	0	n/a	n/a	4	0	0	0	4
	Springfield	AHL	3	n/a	0	1	1	1	0	0	0	0	6	0.0
AHL Totals			3	...	0	1	1	1	0	0	0	0	6	0.0
WHL Totals			247	...	13	74	87	35	254	4	0	1	15	0	4	4	12



WILLIAM KARLSSON

WIHL-yuhm KAHRL-suhn

25

POSITION

CENTER

SHOOTS

LEFT

HEIGHT

6-1

WEIGHT

188

DOB

01/08/93

BIRTHPLACE

MARSTA, SWEDEN

CAREER HIGHLIGHTS

2014-15: Posted first goal as a Blue Jacket on Mar. 28 at St. Louis... Collected an assist in his Columbus debut on Mar. 24 vs. Anaheim... Made his NHL debut with Anaheim on Oct. 11 at Detroit and posted first two NHL goals a game later on Oct. 13 at Buffalo... Also suited up for Norfolk and Springfield (AHL)... **2013-14:** Made his AHL debut with Norfolk, collecting 2-7-9 in nine games and appeared in eight Calder Cup Playoff games, tallying 1-2-3... Made AHL debut on Apr. 4 at Adirondack... Began the season with HV 71 of the Swedish Hockey League, scoring 15-22-37 in 55 games... Led HV 71 in points, assists, games played and goals (tied)... **2012-13:** Was named the SHL Rookie of the Year in his first season with HV 71, recording 4-24-28 in 50 games... Ranked third on the club in assists, sixth in points and third-T in plus/minus... Led all league rookies in assists, ranked second in scoring and games played (tied)... Helped Sweden capture a silver medal at the IIHF World Junior Championships... **2011-12:** Ranked fourth-T among all Allsvenskan (Sweden's second division) skaters in assists and 11th-T in points with 12-33-45 in 46 games... Was named the best junior player in the Allsvenskan... Was a member of Sweden's gold-medal squad at the IIHF World Junior Championships, scoring 1-1-2 in six contests... **2010-11:** Appeared in 38 contests for Vasteras of the Swedish Junior League, registering 20-34-54 and 45 penalty minutes... Also appeared in 14 contests with Vasteras (Allsvenskan), scoring 1-3-4... **2009-10:** Represented Sweden at the U-18 World Championships... Appeared in six games with Vasteras of the Swedish Junior League, scoring 0-1-1 and added 23-21-44 in 39 games with Vasteras' U18 team.

PERSONAL

Nickname is "Wild Bill" or "Karly"... Began playing hockey at the age of either four or five and grew up idolizing Peter Forsberg... Favorite sport is soccer and favorite athlete is Zlatan Ibrahimovic... Ariana Grande is the person with whom he would most like to have dinner.

CAREER TRANSACTIONS

Acquired from Anaheim with Rene Bourque and a second round pick (Kevin Stenlund) in the 2015 NHL Draft in exchange for James Wisniewski and a third round pick in the 2015 NHL Draft on Mar. 2, 2015... Signed a three-year entry level contract with the Ducks on May 20, 2013... Anaheim's third pick, 53rd overall, in the 2011 NHL Draft.



CAREER RECORD

REGULAR SEASON

PLAYOFFS

YEAR	TEAM	LEAGUE	GP	TOI	G	A	PTS	+/-	PIM	PP	SH	GW	S	S%	GP	G	A	PTS	PIM
2009-10	VIK Vasteras	Sweden Jr.	6	n/a	0	1	1	n/a	2	n/a	n/a	n/a	n/a	n/a	2	0	1	1	0
2010-11	VIK Vasteras HK	Sweden 2	14	n/a	1	3	4	0	2	0	0	0	9	11.1
	VIK Vasteras HK	Sweden Jr.	38	n/a	20	34	54	n/a	45	n/a	n/a	n/a	n/a	n/a
2011-12	VIK Vasteras HK	Sweden-2	52	n/a	13	34	47	25	6	7	0	0	129	10.1	5	2	2	4	2
2012-13	HV 71	SHL	50	n/a	4	24	28	17	12	0	0	2	102	3.9	5	0	2	2	0
2013-14	HV 71	SHL	55	n/a	15	22	37	0	14	6	0	3	132	11.4	8	3	4	7	8
	Norfolk	AHL	9	n/a	2	7	9	5	6	0	0	0	18	11.1	8	1	2	3	2
2014-15	Anaheim	NHL	18	12:08	2	1	3	1	2	0	0	1	24	8.3
	Norfolk	AHL	37	n/a	8	16	24	-5	2	3	0	1	86	9.3
	Columbus	NHL	3	12:46	1	1	2	2	0	0	0	0	5	20.0
	Springfield	AHL	15	n/a	0	0	0	-11	0	0	0	0	23	0.0
CBJ Totals			3	12:46	1	1	2	2	0	0	0	0	5	20.0
NHL Totals			21	12:13	3	2	5	3	2	0	0	1	29	10.3
AHL Totals			61	...	10	23	33	-11	8	3	0	1	127	7.9	8	1	2	3	2
SHL Totals			105	...	19	46	65	17	26	6	0	5	234	8.1	13	3	6	9	8
Sweden 2 Totals			60	...	13	36	49	25	8	6	0	0	7	2	3	5	2



POSITION

GOALTENDER

CATCHES

LEFT

HEIGHT

6-3

WEIGHT

182

DOB

04/28/94

BIRTHPLACE

PORI, FINLAND

JOONAS KORPISALO

YOH-nuhs kohr-pih-SAL-loh

70

CAREER HIGHLIGHTS

2014-15: Played in 38 games for Ilves of Finland's Elite League before transitioning to Springfield (AHL)... Finished 14-13-7 with a 2.34 goals-against average and .919 save percentage for Ilves... Made 21 saves in AHL debut on Mar. 22 vs. Syracuse (4-1 L)... **2013-14:** Appeared in games for six different clubs in three different European leagues over the course of the season... Earned a 1.42 goals-against average and .957 save percentage in eight appearances with Ilves (Liiga)... **2012-13:** Recorded a 2.71 GAA and .900 SV% in 18 appearances with Kiekko in Finland's Mestis league... **2011-12:** Spent the season with Jokerit (Finland Jr.), going 28-11 in 39 games... Represented Finland at the IIHF World Under-18 Junior Championships and went 3-3 with a 3.02 GAA, .902 SV% and one shutout in seven games, helping the club reach the bronze medal game... Won the Jorma Valtonen Award as the top goaltender in Finland's junior league... **2010-11:** Appeared in 20 games with Jokerit (Finland U-18)... Played in two international games with Finland's Under-17 team, recording a 1.46 goals-against average and .914 save percentage.

PERSONAL

Began playing hockey at the age of six and idolized Dominik Hasek growing up... Favorite sport is tennis... Favorite TV show is *Game of Thrones*.

CAREER TRANSACTIONS

Signed a three-year entry level contract with the Blue Jackets on Mar. 21, 2014... Columbus' third pick, 62nd overall, in the 2012 NHL Draft.



CAREER RECORD

REGULAR SEASON

PLAYOFFS

YEAR	TEAM	LEAGUE	GP	W	L	OT	SO	GA	SA	SV%	GAA	MIN	GP	W-L	SO	GA	SV%	GAA	MIN
2010-11	Jokerit U18	Fin-U18	20	16	4	0	0	53	n/a	n/a	2.55	1,200	8	5-3	0	22	.916	2.87	460
2011-12	Jokerit Jr.	Fin-Jr.	39	28	11	0	4	78	n/a	.920	2.04	2,295	4	3-1	1	8	.926	1.77	270
2012-13	Jokerit	Liiga	1	0	0	0	0	0	n/a	1.000	.00	15
	Kiekko-Vantaa	Mestis	18	n/a	n/a	n/a	0	45	n/a	.900	2.71	997
	Jokerit Jr.	Fin-Jr.	13	n/a	n/a	n/a	1	35	n/a	.914	2.67	787
	Jokerit	Liiga	1	0	1	0	0	3	n/a	.813	5.32	34
2013-14	Kiekko-Vantaa	Mestis	4	n/a	n/a	n/a	0	11	n/a	.895	3.31	199
	Ilves Tampere Jr.	Fin-Jr.	2	n/a	n/a	n/a	0	5	n/a	.906	2.50	120
	Ilves Tampere	Liiga	8	3	1	0	1	8	n/a	.957	1.42	337
	LeKi Lempaa	Mestis	2	n/a	n/a	n/a	0	7	n/a	.851	6.13	68
	Jokerit Jr.	Fin-Jr.	1	n/a	n/a	n/a	0	1	n/a	.972	0.97	60
2014-15	Ilves Tampere	Liiga	38	14	13	7	2	83	n/a	.919	2.34	2,132	2951	1.24	...
	Springfield	AHL	3	0	2	0	0	9	74	.878	3.20	169
AHL Totals			3	0	2	0	0	9	74	.878	3.20	169
Liiga Totals			48	17	15	7	3	94	2,518	2951	1.24	...
Mestis Totals			24	0	63	1,264
Finland Jr. Totals			55	5	119	3,262	4	3-1	1	8	.926	1.77	270
Finland U-18 Totals			20	16	4	0	0	53	2.55	1,200	8	5-3	0	22	.916	2.87	460

**POSITION**

DEFENSE

SHOOTS

LEFT

HEIGHT

6-2

WEIGHT

198

DOB

07/08/93

BIRTHPLACE

VOLKETSCH, SWITZERLAND

DEAN KUKAN

DEEN KOO-kahn

46

CAREER HIGHLIGHTS

2014-15: Recorded 3-10-13 in 52 games in second full season with Luleå HF of the Swedish Hockey League... Helped Luleå capture the Champions Hockey League championship, a tournament featuring teams from several first-tier leagues in Europe... Represented Switzerland at the IIHF World Championships... **2013-14:** Played in 54 games for Luleå HF (SHL), registering 4-8-12... Skated in seven games for Switzerland at IIHF World Championships... **2012-13:** Played for three different teams in Sweden's hockey system, including 16 games with Luleå HF (SHL)... Suited up for Switzerland at IIHF World Junior Championships... **2011-12:** Made SHL debut, skating in three games with Luleå HF... Spent most of season with Luleå J20, registering 5-16-21 in 42 games... Tallied 1-1-2 in six games for Switzerland at IIHF World Junior Championships.

PERSONAL

Nickname is "Kuks"... Started playing hockey at the age of four and grew up idolizing Jaromir Jagr... Would work in a bank if he wasn't a hockey player... Traveling to Indonesia is on his Bucket list... Favorite movie is *Wolf of Wall Street* and favorite TV shows are *Breaking Bad* and *Entourage*.

CAREER TRANSACTIONS

Signed a two-year, entry level contract with Columbus on June 1, 2015.

**CAREER RECORD****REGULAR SEASON****PLAYOFFS**

YEAR	TEAM	LEAGUE	GP	TOI	G	A	PTS	+/-	PIM	PP	SH	GW	S	S%	GP	G	A	PTS	PIM
2009-10	GCK Lions	Swiss-B	29	n/a	0	6	6	n/a	14	n/a	n/a	n/a	n/a	n/a
2010-11	GCK Lions	Swiss-B	37	n/a	1	2	3	n/a	4	n/a	n/a	n/a	n/a	n/a
	Zurich	Swiss-A	2	n/a	0	0	0	0	0	n/a	n/a	n/a	0	0.0
2011-12	Luleå HF	SHL	3	n/a	0	0	0	0	0	0	0	0	3	0.0
	Luleå J20	SuperElit	42	n/a	5	16	21	5	8	n/a	n/a	n/a	n/a	n/a	3	0	2	2	2
2012-13	Luleå HF	SHL	16	n/a	1	3	4	9	0	0	0	0	11	9.1	15	0	1	1	0
	Asploven HC	Allsvenskan	2	n/a	0	0	0	-2	4	0	0	0	n/a	n/a
	Tingsryds AIF	Allsvenskan	16	n/a	0	2	2	-6	2	0	0	0	n/a	n/a
2013-14	Luleå HF	SHL	54	n/a	4	8	12	8	12	0	1	1	68	5.9	6	1	1	2	0
2014-15	Luleå HF	SHL	52	n/a	3	10	13	2	14	0	0	2	47	6.4	7	0	2	2	0
SHL Totals			125	...	8	21	29	19	26	0	1	3	129	6.2	28	1	4	5	0
HockeyAllsvenskan Totals			18	...	0	2	2	-8	6	0	0	0	22	9.1
SuperElit			53	...	7	17	24	0	10	3	0	2	2	2
Swiss-A			2	...	0	0	0	0	0
Swiss-B			66	...	1	8	9	...	18



POSITION

DEFENSE

SHOOTS

RIGHT

HEIGHT

6-2

WEIGHT

201

DOB

01/30/92

BIRTHPLACE

SURREY, BRITISH COLUMBIA

AUSTIN MADAISKY

AW-stuhn muh-DAY-skee

54

CAREER HIGHLIGHTS


2014-15: Posted 12-23-35 with 28 PIM and a +4 rating in 53 games with Springfield (AHL)... Led club defensemen in goals, assists and points and was seventh-T in goals and 17th-T in points among all AHL blueliners... Scored a goal in the 2015 AHL All-Star Game... **2013-14:** Split time between Springfield (AHL) and Evansville (ECHL)... Recorded 4-4-8 in 38 games with the Falcons (AHL), while adding 0-2-2 in eight games with Evansville... **2012-13:** Began first pro season with Evansville (ECHL)... Scored first career pro goal on Nov. 9 at Fort Wayne... Recorded +2 rating for Springfield in first career AHL game on Apr. 6 at Worcester... **2011-12:** Set WHL career highs in games played, goals, assists, points with 13-37-50 in 70 games... Led all Kamloops defensemen in assists and points... Named WHL West Second Team All-Star... **2010-11:** Ranked second among Kamloops defensemen in goals, assists and points with 7-20-27 in 55 games... **2009-10:** Registered 7-20-27 in 65 games split between Calgary and Kamloops (WHL)... **2008-09:** Recorded 2-7-9 in rookie junior season in WHL with Calgary.

PERSONAL

Nickname is "Dice"... Began playing hockey at the age of three... Has played the drums since the age of 10 but would like to play the guitar... Would be a lawyer if he wasn't a hockey player... Favorite musical artists include Nine Inch Nails, Moby and Deadmau5.

CAREER TRANSACTIONS

Signed a one-year NHL/AHL contract extension with Columbus on June 8, 2015... Signed a three-year, entry level contract with the Blue Jackets on May 18, 2012... Columbus' sixth pick, 124th overall, in the 2010 NHL Draft.



CAREER RECORD

REGULAR SEASON

PLAYOFFS

YEAR	TEAM	LEAGUE	GP	TOI	G	A	PTS	+/-	PIM	PP	SH	GW	S	S%	GP	G	A	PTS	PIM
2008-09	Calgary	WHL	48	n/a	2	7	9	5	16	1	0	0	n/a	n/a	2	0	0	0	2
2009-10	Calgary	WHL	39	n/a	5	13	18	-1	46	2	0	0	n/a	n/a
	Kamloops	WHL	26	n/a	2	7	9	-3	28	1	0	0	n/a	n/a	4	3	3	6	6
2010-11	Kamloops	WHL	55	n/a	7	20	27	-15	104	2	0	0	n/a	n/a
2011-12	Kamloops	WHL	70	n/a	13	37	50	20	87	11	0	1	n/a	n/a	9	0	7	7	12
2012-13	Springfield	AHL	6	n/a	0	0	0	1	2	0	0	0	7	0.0
	Evansville	ECHL	11	n/a	2	4	6	-6	2	1	0	0	29	6.9
2013-14	Springfield	AHL	38	n/a	4	4	8	3	10	0	0	0	60	6.7
	Evansville	ECHL	8	n/a	0	2	2	-8	0	0	0	0	19	0.0
2014-15	Springfield	AHL	53	n/a	12	23	35	4	28	2	0	2	132	9.1
AHL Totals			97	...	16	27	43	8	40	2	0	2	199	8.0
ECHL Totals			19	...	2	6	8	-14	2	1	0	0	48	4.2
WHL Totals			238	...	29	84	113	6	281	17	0	1	15	3	10	13	20



SONNY MILANO

SUH-nee mih-LAHN-oh

22

POSITION

LEFT WING

SHOOTS

LEFT

HEIGHT

6-1

WEIGHT

205

DOB

05/12/96

BIRTHPLACE

MASSAPEQUA, NEW YORK

CAREER HIGHLIGHTS

2014-15: Made OHL debut, tallying 22-46-68 in 50 games with Plymouth... Led Plymouth in scoring, while serving as alternate captain... Also played in 10 games with Springfield (AHL), picking up 0-5-5... Recorded first AHL point (assist) in AHL debut on Mar. 27 vs. Worcester... Notched 2-2-4 in five tournament appearances for Team USA at IIHF World Junior Championships... **2013-14:** Playing with the United States National Development Program, finished second in scoring with 14-25-39 in 25 games... Helped Team USA capture a gold medal at IIHF World U18 Championships in Finland, posting 3-7-10 in seven games... **2012-13:** Competed in first season with the U.S. National Team Development Program... Led Team USA in scoring at the IIHF U17 World Hockey Challenge... **2011-12:** Skated for the Cleveland Barons midget minor team, posting 44-43-87 in 40 games.

PERSONAL

Started playing hockey at the age of 18 months... Owns a golden doodle... Favorite athlete is Steph Curry and he would like to be a pro basketball player if he wasn't a hockey player... Skydiving is on his Bucket List... Taylor Swift is the person with whom he would most like to have dinner.

CAREER TRANSACTIONS

Signed a three-year, entry-level contract with the Blue Jackets on Sept. 11, 2014... Columbus' first pick, 16th overall, in the 2014 NHL Draft.



CAREER RECORD

REGULAR SEASON

PLAYOFFS

YEAR	TEAM	LEAGUE	GP	TOI	G	A	PTS	+/-	PIM	PP	SH	GW	S	S%	GP	G	A	PTS	PIM
2011-12	Cleveland Barons	T1EHL	40	n/a	44	43	87	n/a	10	n/a	n/a	n/a	n/a	n/a
2012-13	USNTDP	USHL	38	n/a	10	12	22	-27	12	n/a	n/a	n/a	n/a	n/a
2013-14	USNTDP	USHL	25	n/a	14	25	39	21	21	n/a	n/a	n/a	n/a	n/a
2014-15	Plymouth	OHL	50	n/a	22	46	68	-17	24	7	0	1	n/a	n/a
	Springfield	AHL	10	n/a	0	5	5	-7	0	0	0	0	10	0.0
AHL Totals			10	...	0	5	5	-7	0	0	0	0	10	0.0
OHL Totals			50	...	22	46	68	-17	24	7	0	1
USHL Totals			63	...	24	37	61	-6	33



POSITION

LEFT WING

SHOOTS

LEFT

HEIGHT

6-3

WEIGHT

222

DOB

06/24/95

BIRTHPLACE

TORONTO, ONTARIO

NICK MOUTREY

NIHK MOO-tree

50

CAREER HIGHLIGHTS

2014-15: Registered career highs in goals, assists, points and plus/minus with 25-38-63 and +19 in 62 games with Saginaw and North Bay (OHL)... Notched 7-6-13 in 15 playoff games with North Bay... Served as team captain for Saginaw... **2013-14:** Ranked fifth on Saginaw in scoring with 15-26-41 in 68 games... Contributed three assists in five playoff games... **2012-13:** Finished seventh on Saginaw in points with 16-27-43... Recorded first career OHL multi-goal game on Dec. 29 vs. Windsor (2-0-2)... **2011-12:** Appeared in 66 games for Saginaw during rookie OHL season... Scored first career OHL goal on Oct. 23 at Oshawa... **2010-11:** Recorded 43-46-89 in 40 appearances with the Midget AAA York Simcoe Express... Chosen by Saginaw in the first round, 15th overall, of the 2011 OHL Priority Selection Draft.

PERSONAL

Nickname is "Mouch"... Began playing hockey at the age of two... Favorite activity is golf and favorite music is country... Would like Liam Neeson to play him in a movie about his life... Most memorable hockey moments are being drafted in the NHL and OHL Drafts.

CAREER TRANSACTIONS

Signed a three-year entry level contract with the Blue Jackets on Mar. 6, 2015... Columbus' sixth pick, 105th overall, in the 2013 NHL Draft.



CAREER RECORD

REGULAR SEASON

PLAYOFFS

YEAR	TEAM	LEAGUE	GP	TOI	G	A	PTS	+/-	PIM	PP	SH	GW	S	S%	GP	G	A	PTS	PIM
2011-12	Saginaw	OHL	66	n/a	2	7	9	-12	46	0	0	0	n/a	n/a	12	0	0	0	4
2012-13	Saginaw	OHL	65	n/a	16	27	43	2	44	1	1	3	n/a	n/a	4	0	0	0	12
2013-14	Saginaw	OHL	68	n/a	15	26	41	13	82	1	0	1	n/a	n/a	5	0	3	3	2
2014-15	Saginaw	OHL	36	n/a	15	26	41	9	40	3	2	5	n/a	n/a
	North Bay	OHL	26	n/a	10	12	22	10	14	1	1	1	n/a	n/a	15	7	6	13	12
OHL Totals			261	...	58	98	156	22	226	6	4	10	36	7	9	16	30



POSITION

DEFENSE

SHOOTS

RIGHT

HEIGHT

6-4

WEIGHT

212

DOB

04/06/93

BIRTHPLACE

WESTPORT, CONNECTICUT

MICHAEL PALIOTTA

MIGH-kuhl pal-ee-AW-tuh

36

CAREER HIGHLIGHTS

2014-15: Notched 9-27-36 with 40 penalty minutes and +15 in 41 games in senior season at University of Vermont (H-East)... Served as team captain... Led club in assists and points and finished third-T in assists and fifth in points among NCAA Division 1 blueliners... Named to NCAA (East) Second All-American Team and H-East Second All-Star Team... Awarded H-East Best Defensive Defenseman and NCAA (New England) Best Defenseman... Picked up first NHL point (assist) in NHL debut on Apr. 11 at Colorado... **2013-14:** Posted 5-22-27 and 51 penalty minutes in 38 games in junior season at Vermont... Finished second on team in assists and third in points... **2012-13:** Recorded 1-9-10 and 50 penalty minutes in 35 games with Vermont... **2011-12:** Tallied 4-6-10 and 44 penalty minutes in 30 games in first year at Vermont.

PERSONAL

Nickname is "Pals"... Began playing hockey at the age of five and grew up idolizing Mark Messier... Would most like to have dinner with his favorite athlete, Derek Jeter... Would like to be a player agent if he wasn't a hockey player.

CAREER TRANSACTIONS

Acquired by Columbus with Brandon Saad and Andrew Broadhurst from Chicago in exchange for Artem Anisimov, Marko Dano, Corey Tropp, Jeremy Morin and a fourth round selection in the 2016 NHL Draft on June 30, 2015... Signed a two-year, entry level contract with the Blackhawks on Mar. 26, 2015... Chicago's fifth pick, 70th overall, in the 2011 NHL Draft.



CAREER RECORD

REGULAR SEASON

PLAYOFFS

YEAR	TEAM	LEAGUE	GP	TOI	G	A	PTS	+/-	PIM	PP	SH	GW	S	S%	GP	G	A	PTS	PIM
2009-10	USNTDP	USHL	32	n/a	1	6	7	-23	43	1	0	0	24	4.2
2010-11	USNTDP	USHL	24	n/a	0	5	5	0	35	0	0	0	35	0.0
2011-12	Vermont	H-East	30	n/a	4	6	10	-20	44	2	0	0	51	7.8
2012-13	Vermont	H-East	35	n/a	1	9	10	0	50	0	0	1	47	2.1
2013-14	Vermont	H-East	38	n/a	5	22	27	6	51	3	0	0	86	5.8
2014-15	Vermont	H-East	41	n/a	9	27	36	15	40	5	0	1	151	6.0
	Chicago	NHL	1	12:45	0	1	1	0	0	0	0	0	2	0.0
NHL Totals			1	12:45	0	1	1	0	0	0	0	0	2	0.0
NCAA Totals			144	...	19	64	83	1	185	10	0	2	335	5.7
USHL Totals			56	...	1	11	12	-23	78	1	0	0	59	1.7



JOHN RAMAGE

JAWN RAM-ihj

55

POSITION

DEFENSE

SHOOTS

RIGHT

HEIGHT

6-1

WEIGHT

193

DOB

02/07/91

BIRTHPLACE

MISSISSAUGA, ONTARIO

CAREER HIGHLIGHTS

2014-15: Made NHL debut with Calgary on Apr. 11 at Winnipeg... Also registered 3-12-15 with 81 PIM in 57 games with Adirondack (AHL)... **2013-14:** Posted 0-1-1 with 46 penalty minutes and +2 rating in 50 games with Abbotsford (AHL)... Played in six games with Alaska (ECHL), collecting 1-0-1 and a +6 plus/minus rating... Helped Alaska capture the Kelly Cup with 4-9-13 and 20 penalty minutes in 20 playoff games... **2012-13:** Posted 8-12-20, 65 penalty minutes and was +15 in 42 games during his senior season at University of Wisconsin (WCHA)... Captained his team to a WCHA championship... **2011-12:** Picked up 3-7-10 in junior season at Wisconsin... **2010-11:** Played in 37 games, registering 1-10-11 in sophomore season at Wisconsin... **2009-10:** Made NCAA Debut, recording 2-10-12 in 41 games at Wisconsin.

PERSONAL

Nickname is "Rammer"... Began playing hockey at the age of five and idolized Chris Pronger growing up... The person he would most like to have dinner with is the President of the United States... Favorite movie is *The Patriot*... Would like Owen Wilson to play him in a movie about his life.

CAREER TRANSACTIONS

Signed a one-year NHL/AHL contract with Columbus on July 3, 2015... Signed a two-year, entry level contract with the Flames on Apr. 18, 2013... Calgary's third pick, 103rd overall, in the 2010 NHL Draft.



CAREER RECORD

REGULAR SEASON

PLAYOFFS

YEAR	TEAM	LEAGUE	GP	TOI	G	A	PTS	+/-	PIM	PP	SH	GW	S	S%	GP	G	A	PTS	PIM
2009-10	Wisconsin	WCHA	41	n/a	2	10	12	14	51	0	0	0	28	7.1
2010-11	Wisconsin	WCHA	37	n/a	1	10	11	7	59	1	0	0	44	2.3
2011-12	Wisconsin	WCHA	37	n/a	3	7	10	-10	62	0	1	0	34	8.8
2012-13	Wisconsin	WCHA	42	n/a	8	12	20	15	65	2	1	5	84	9.5
2013-14	Abbotsford	AHL	50	n/a	0	1	1	2	46	0	0	0	55	0.0
	Alaska	ECHL	6	n/a	1	0	1	1	6	0	0	0	7	0.0	20	4	9	13	20
2014-15	Calgary	NHL	1	18:10	0	0	0	-1	0	0	0	0	4	0.0
	Adirondack	AHL	57	n/a	3	12	15	-3	81	1	0	1	98	3.1
NHL Totals			1	18:10	0	0	0	-1	0	0	0	0	4	0.0
AHL Totals			107	...	3	13	16	-1	127	1	0	1	153	2.0
ECHL Totals			6	...	1	0	1	1	6	0	0	0	7	0.0	20	4	9	13	20
NCAA Totals			157	...	14	39	53	26	237	3	2	5	190	7.4



POSITION

LEFT WING

SHOOTS

LEFT

HEIGHT

6-1

WEIGHT

213

DOB

10/07/94

BIRTHPLACE

TORRANCE, CALIFORNIA

KERBY RYCHEL

KUHR-bee RIGH-kuhl

21

CAREER HIGHLIGHTS


2014-15: Made his professional debut at both NHL and AHL levels... Collected three assists in five games for Columbus and added 12-21-33 in 51 games with Springfield (AHL)... Finished sixth on Falcons in points and second in plus/minus (+7)... Registered first NHL point (assist) on Dec. 1 vs. Florida and picked up first multi-point game (0-2-2) one contest later on Dec. 4 at Florida... Made NHL debut on Nov. 29 at Nashville... Notched first pro goal on Oct. 25 vs. Norfolk... Made AHL debut on Oct. 11 at Syracuse... **2013-14:** Split time between Guelph and Windsor of the OHL... Contributed a team-high 11-21-32 to Guelph's run to the Memorial Cup final... Played in 31 regular season games with the Storm, posting 18-33-51... Ranked sixth in the league in assists with 56... Suited up for Canada at the IIHF World Junior Championships... **2012-13:** Finished eighth-T in the OHL scoring race with 40-47-87... Scored 16 power play goals, finishing fourth-T in the OHL... Competed in Home Hardware CHL Top Prospects Game as a member of Team Orr... **2011-12:** Scored career-high 41 goals, tying him for sixth place in the OHL... Also finished sixth-T in the league with 13 power play goals... Won bronze with Team Canada at IIHF World U18 Championships... **2010-11:** Split rookie OHL campaign between Mississauga and Windsor... Scored first career goal/PPG on Oct. 29 vs. Kingston.

PERSONAL

Nickname is "Rychs"... Began playing hockey at the age of four and grew up idolizing his father, Warren... Would have Mark Wahlberg play him in a movie about his life... Favorite NHL city is Montreal and favorite vacation spot is Cancun... Person he would most like to have dinner with his favorite athlete, Tiger Woods.

CAREER TRANSACTIONS

Signed a three-year, entry level contract with the Blue Jackets on Dec. 31, 2013... Columbus' second pick, 19th overall, in the 2013 NHL Draft.



CAREER RECORD

REGULAR SEASON

PLAYOFFS

YEAR	TEAM	LEAGUE	GP	TOI	G	A	PTS	+/-	PIM	PP	SH	GW	S	S%	GP	G	A	PTS	PIM
2010-11	Mississauga	OHL	30	n/a	2	6	8	5	47	1	0	0	n/a	n/a
	Windsor	OHL	32	n/a	5	8	13	-1	26	2	0	0	n/a	n/a	18	2	4	6	14
2011-12	Windsor	OHL	68	n/a	41	33	74	3	54	13	1	7	n/a	n/a	4	2	0	2	5
2012-13	Windsor	OHL	68	n/a	40	47	87	-21	94	16	0	4	n/a	n/a
2013-14	Windsor	OHL	27	n/a	16	23	39	13	15	5	0	4	n/a	n/a
	Guelph	OHL	31	n/a	18	33	51	28	28	5	0	1	n/a	n/a	20	11	21	32	23
2014-15	Columbus	NHL	5	10:41	0	3	3	3	2	0	0	0	4	0.0
	Springfield	AHL	51	n/a	12	21	33	7	43	4	0	4	132	9.1
NHL Totals			5	10:41	0	3	3	3	2	0	0	0	4	0.0
AHL Totals			51	n/a	12	21	33	7	43	4	0	4	132	9.1
OHL Totals			256	...	122	150	272	27	264	42	1	16	42	15	25	40	42



POSITION

CENTER

SHOOTS

LEFT

HEIGHT

6-0

WEIGHT

207

DOB

02/25/93

BIRTHPLACE

CESKE BUDEJOVICE,
CZECH REPUBLIC

LUKAS SEDLAK

LOO-kuhsh SEHD-lak

45

CAREER HIGHLIGHTS

2014-15: Collected 6-10-16 with 30 penalty minutes in 51 games with Springfield (AHL)...Led the club in plus/minus rating (+10)... **2013-14:** Contributed 8-6-14 in 54 games during the regular season, as well as 0-1-1 in four playoff appearances with Springfield (AHL)... Made AHL debut with Springfield on Oct. 5 vs Manchester... Scored first AHL goal on Oct. 12 against Worcester... **2012-13:** Represented the Czech Republic at the 2013 IIHF World Championships, recording 1-2-3 in six games played... Finished third-T on Chicoutimi (QMJHL) in playoff scoring with 1-4-5 in six games... **2011-12:** Played his first season in North America... Ranked second on Chicoutimi (QMJHL) in plus/minus rating and seventh in points with 17-28-45, +24 in 50 games... **2010-11:** Spent his first full season in the Czech U-20 League... Captained the Czech Republic at the World Under-18 Junior Championships, registering 3-1-4 and two penalty minutes in five games.

PERSONAL

Started playing hockey at the age of three and idolized Jaromir Jagr growing up... Favorite athlete is Roger Federer... Is learning to play the guitar... Most memorable hockey moments are being drafted and playing in the World Junior Championships.

CAREER TRANSACTIONS

Signed a three-year, entry level contract with the Blue Jackets on Apr. 10, 2013... Columbus' fifth pick, 158th overall, at the 2011 Draft.



CAREER RECORD

REGULAR SEASON

PLAYOFFS

YEAR	TEAM	LEAGUE	GP	TOI	G	A	PTS	+/-	PIM	PP	SH	GW	S	S%	GP	G	A	PTS	PIM
2009-10	Ceske	Czech Jr.	11	n/a	4	8	12	n/a	4	n/a	n/a	n/a	n/a	n/a
2010-11	Ceske	Czech Jr.	47	n/a	14	13	27	n/a	65	n/a	n/a	n/a	n/a	n/a
2011-12	Chicoutimi	QMJHL	50	n/a	17	28	45	24	57	4	1	2	n/a	n/a	18	5	3	8	18
2012-13	Chicoutimi	QMJHL	48	n/a	15	19	34	1	64	5	3	1	n/a	n/a	6	1	4	5	8
2013-14	Springfield	AHL	54	n/a	8	6	14	-1	26	0	0	1	61	13.1	4	0	1	1	0
2014-15	Springfield	AHL	51	n/a	6	10	16	10	30	0	1	1	70	8.6
AHL Totals			105	...	14	16	30	9	56	0	1	2	131	10.7	4	0	1	1	0
QMJHL Totals			98	...	32	47	79	25	121	9	4	3	24	6	7	13	26
Czech Jr. Totals			58	...	18	21	39	...	69



POSITION

DEFENSE

SHOOTS

RIGHT

HEIGHT

5-11

WEIGHT

200

DOB

01/18/83

BIRTHPLACE

STRATFORD, CONNECTICUT

JAIME SIFERS

JAY-mee SIGH-fuhrs

48

CAREER HIGHLIGHTS

2014-15: Collected 3-19-22 with 82 penalty minutes in 76 games with Springfield (AHL)... Led the club in games played, finished third in penalty minutes and ranked second among defensemen in assists and points... **2013-14:** In his third season with Adler Mannheim of the Deutsche Eishockey Liga, posted 3-21-24 with 62 penalty minutes in 50 games... **2012-13:** Registered 1-14-15 in 52 games played with Adler Mannheim... Added 0-1-1 in six playoff games... **2011-12:** In his first season with Adler Mannheim, posted 5-19-24 with 59 penalty minutes in 52 games... Added 0-3-3 in 14 playoff games... **2010-11:** Collected 4-18-22 with 66 penalty minutes and +13 rating in 68 games with Chicago (AHL)... **2009-10:** Appeared in 14 games with Minnesota, finishing with six penalty minutes... Added 3-5-8 in 54 games with Houston (AHL)... **2008-09:** Registered 0-2-2 with 18 penalty minutes in 23 games with the Toronto Maple Leafs... Also tallied 4-16-20 with 47 penalty minutes in 43 games with the Toronto Marlies (AHL)... Played in the AHL All-Star Game on Jan. 26... **2007-08:** Posted 3-10-13 with 57 penalty minutes and a +14 in 80 games with the Marlies... Added 2-3-5 in 19 playoff games... **2006-07:** In his first full professional season, notched 7-18-25 with 75 PIM in 80 games with the Toronto Marlies... **2005-06:** Played in 38 games in senior season at Vermont (H-East), picking up 3-15-18 and 60 penalty minutes... Served as team captain for third straight season... Also made NHL debut playing in two games for Toronto, including his debut on Dec. 8 vs. NY Islanders... **2004-05:** Picked up 4-12-16 in 36 games in junior season at Vermont (ECAC)... **2003-04:** Tallied 4-14-18 and 93 penalty minutes in 35 games for Vermont... **2002-03:** Made collegiate debut, recording 4-14-18 and 66 penalty minutes in 34 games for Vermont.

PERSONAL

Nickname is "Sifes"... Began playing hockey at the age of five and idolized Brian Leetch growing up... Enjoys playing with his daughters, Finley and Leni, when not at the rink... People he would most like to have dinner with are Bill Murray and Jason Bateman.

CAREER TRANSACTIONS

Signed a two-year NHL/AHL contract with Columbus on July 2, 2015... Signed a one-year AHL contract with Springfield on July 3, 2014... Signed a three-year contract with Adler Mannheim (Deutsche Liga) on May 26, 2011... Signed a one-year contract with Atlanta on July 2, 2010... Signed to a one-year contract with Minnesota on July 8, 2009... Signed a one-year contract extension with Toronto on July 15, 2008... Signed an AHL contract with Toronto on Mar. 15, 2006.



CAREER RECORD

REGULAR SEASON

PLAYOFFS

YEAR	TEAM	LEAGUE	GP	TOI	G	A	PTS	+/-	PIM	PP	SH	GW	S	S%	GP	G	A	PTS	PIM
2002-03	Vermont	ECAC	34	n/a	4	14	18	n/a	66	3	1	1	n/a	n/a
2003-04	Vermont	ECAC	35	n/a	4	14	18	n/a	93	4	0	0	n/a	n/a
2004-05	Vermont	ECAC	36	n/a	4	12	16	n/a	57	3	0	0	n/a	n/a
2005-06	Vermont	H-East	38	n/a	3	15	18	-6	60	0	0	0	86	3.5
	Toronto	AHL	2	n/a	0	0	0	-1	2	0	0	0	2	0.0
2006-07	Toronto	AHL	80	n/a	7	18	25	-2	75	3	0	0	124	5.6
2007-08	Toronto	AHL	80	n/a	3	10	13	14	57	0	0	0	73	4.1	19	2	3	5	6
2008-09	Toronto	NHL	23	12:49	0	2	2	-4	18	0	0	0	25	0.0
	Toronto	AHL	43	n/a	4	16	20	-4	47	2	0	0	82	4.9	4	0	1	1	4
2009-10	Minnesota	NHL	14	12:59	0	0	0	1	6	0	0	0	9	0.0
	Houston	AHL	54	n/a	3	5	8	-5	58	0	1	0	87	3.4
2010-11	Chicago	AHL	68	n/a	4	18	22	13	66	0	0	1	90	4.4
2011-12	Mannheim	Germany	52	n/a	5	19	24	3	59	2	0	0	92	5.4	14	0	3	3	8
2012-13	Mannheim	Germany	52	n/a	1	14	15	18	64	0	0	0	79	1.3	6	0	1	1	2
2013-14	Mannheim	Germany	50	n/a	3	21	24	10	62	1	0	0	125	2.4	5	0	1	1	0
2014-15	Springfield	AHL	76	n/a	3	19	22	1	82	0	0	1	131	2.3
NHL Totals			37	12:53	0	2	2	-3	24	0	0	0	34	0.0
Germany Totals			154	...	9	54	63	31	185	3	0	0	296	3.0	25	0	5	5	10
AHL Totals			403	...	24	86	110	17	387	5	1	2	23	2	4	6	10
NCAA Totals			143	...	15	55	70	...	276	10	1	1



POSITION

CENTER

SHOOTS

RIGHT

HEIGHT

5-8

WEIGHT

165

DOB

02/25/92

BIRTHPLACE

ORLAND PARK, ILLINOIS

T.J. TYNAN

TEE-jay TIGH-nuhn

49

CAREER HIGHLIGHTS

2014-15: Posted 13-35-48 with 48 PIM in 75 games with Springfield (AHL)... Led Springfield in points and assists and finished third-T in goals... Ranked second on the team in powerplay goals (5)... **2013-14:** Made pro debut with Springfield, appearing in three games... Led Notre Dame (CCHA) in scoring with 8-30-38... Rounded out collegiate career finishing 12th-T at Notre Dame on the all-time points list (161), ninth-T all-time in assists (107) and first-T in games played (164)... **2012-13:** Named CCHA Tournament MVP after leading Notre Dame to the third Mason Cup in school history... Finished 19th in the conference's scoring race with 10-18-28 in 41 games... **2011-12:** Selected First Team All-CCHA... Named Notre Dame's Most Valuable Player and Offensive Player of the Year... Led CCHA in scoring (tied)... Led team in assists (28), points (41), power play points (19) and shorthanded goals (2)... Represented USA at 2012 IIHF World Junior Championships, tallying 1-3-4 in six tournament appearances... **2010-11:** Led Notre Dame in points (54) and was second in goals (23) and assists (31) as a freshman... Helped Irish advance to Frozen Four... Named CCHA Rookie of the year and Second Team All-CCHA... **2009-10:** Led Des Moines (USHL) in assists and points and was fourth in goals with 17-55-72 in 60 games... Led the USHL in assists and was fifth in points... Named to USHL All-Rookie team.

PERSONAL

Nickname is "Tynes"... Began playing hockey at the age of four and idolized Joe Sakic growing up... Would like to be a professional golfer if he wasn't a hockey player... Most memorable hockey moment was winning a conference championship at Notre Dame.

CAREER TRANSACTIONS

Signed a two-year, entry level contract with the Blue Jackets on Apr. 1, 2014... Columbus' second pick, 66th overall, at the 2011 Draft.



CAREER RECORD

REGULAR SEASON

PLAYOFFS

YEAR	TEAM	LEAGUE	GP	TOI	G	A	PTS	+/-	PIM	PP	SH	GW	S	S%	GP	G	A	PTS	PIM
2009-10	Des Moines	USHL	60	n/a	17	55	72	-21	55	7	1	1	138	12.3
2010-11	Notre Dame	CCHA	44	n/a	23	31	54	20	36	5	2	2	104	22.1
2011-12	Notre Dame	CCHA	39	n/a	13	28	41	-6	38	5	2	1	67	19.4
2012-13	Notre Dame	CCHA	41	n/a	10	18	28	-1	28	5	1	4	88	11.4
2013-14	Notre Dame	H-East	40	n/a	8	30	38	15	30	3	1	1	91	8.8
	Springfield	AHL	3	n/a	0	0	0	1	2	0	0	0	2	0.0
2014-15	Springfield	AHL	75	n/a	13	35	48	-7	48	5	0	1	135	9.6
AHL Totals			78	...	13	35	48	-6	50	5	0	1	137	9.5
NCAA Totals			164	...	54	107	161	28	132	18	6	8	350	15.4
USHL Totals			60	n/a	17	55	72	-21	55	7	1	1	138	12.3



DANIEL ZAAR

DAN-yeHL ZAHR

63

POSITION

RIGHT WING

SHOOTS

RIGHT

HEIGHT

5-11

WEIGHT

175

DOB

04/24/94

BIRTHPLACE

HELSINGBORG, SWEDEN

CAREER HIGHLIGHTS

2014-15: Completed his first full season in the Swedish Hockey League, recording 9-18-27 in 55 games with Lulea HF... Added 2-1-3 in seven playoff games... Finished second on the club in assists, fourth in points and fifth-T in goals... Helped Lulea capture the Champions Hockey League championship, a tournament featuring teams from several first-tier leagues in Europe ... **2013-14:** Finished second on team in scoring with 16-20-36 for Rogle (Allsvenskan)... Propelled the club to a third-place run in the Kvalserien tournament with 6-16-22 in 16 playoff matchups... **2012-13:** Made his SHL debut with Rogle, tallying 2-1-3 in 25 games... Added 2-8-10 in 21 games with Karlskoga (Allsvenskan) and 11-8-19 in 17 games with Rogle Jr. (Sweden Jr.)... **2011-12:** Ranked third on Rogle (Sweden Jr.) in points with 14-24-38 in 44 contests... Led the club in playoff goals and points with 5-3-8 in seven games... Also appeared in seven games for Rogle's Under-18 squad... **2010-11:** Split the season between Rogle (Sweden Jr.) and the club's Under-18 team.

PERSONAL

Nickname is "Z"... Started playing hockey at the age of seven and idolized Peter Forsberg growing up... Favorite athlete is Zlatan Ibrahimovic... Favorite facation spot is San Fransisco... Most memorable hockey moment is winning the Champions Hockey League Championship in 2014-15.

CAREER TRANSACTIONS

Signed a three-year, entry level contract with the Blue Jackets on May 30, 2014... Columbus' fifth pick, 152nd overall, in the 2012 NHL Draft.



CAREER RECORD

REGULAR SEASON

PLAYOFFS

YEAR	TEAM	LEAGUE	GP	TOI	G	A	PTS	+/-	PIM	PP	SH	GW	S	S%	GP	G	A	PTS	PIM
2010-11	Rogle Jr.	Swe-Jr.	26	n/a	3	3	6	n/a	14	n/a	n/a	n/a	n/a	n/a	3	0	0	0	0
	Rogle U-18	Swe-U18	23	n/a	16	18	34	n/a	4	n/a	n/a	n/a	n/a	n/a
2011-12	Rogle Jr.	Swe-Jr.	44	n/a	14	24	38	6	28	n/a	n/a	n/a	n/a	n/a	7	5	3	8	8
	Rogle U-18	Swe-U18	7	n/a	6	6	12	8	0	n/a	n/a	n/a	n/a	n/a
2012-13	Rogle	SHL	25	n/a	2	1	3	-4	0	n/a	n/a	n/a	n/a	n/a	7	1	0	1	2
	Karlskoga	Allsvenskan	21	n/a	2	8	10	3	4	n/a	n/a	n/a	n/a	n/a	6	2	1	3	2
	Rogle Jr.	Swe-Jr.	17	n/a	11	8	19	7	6	n/a	n/a	n/a	n/a	n/a	1	0	0	0	2
2013-14	Rogle	Allsvenskan	68	n/a	22	36	58	n/a	44	n/a	n/a	n/a	n/a	n/a
2014-15	Lulea	SHL	55	n/a	9	18	27	-4	18	n/a	n/a	n/a	n/a	n/a	9	2	2	4	6
SHL Totals			80	...	11	19	30	-8	18	16	3	2	5	8
Allsvenskan Totals			89	...	24	44	68	...	48	6	2	1	3	2
Sweden Jr. Totals			87	...	28	35	63	...	48	11	5	3	8	10
Sweden U-18 Totals			30	...	22	24	46	...	4



TYLER BIRD

TIGH-luhr BUHRD

POSITION
RIGHT WING
SHOOTS
RIGHT

HEIGHT
6-2
WEIGHT
203

DOB
08/14/96
BIRTHPLACE
BOSTON, MASSACHUSETTS

DRAFTED
2014 (Round 5, 137th Overall)

CAREER RECORD

REGULAR SEASON

PLAYOFFS

YEAR	TEAM	LEAGUE	GP	TOI	G	A	PTS	+/-	PIM	PP	SH	GW	S	S%	GP	G	A	PTS	PIM
2012-13	St. John's Prep	USHS	24	n/a	12	15	27	n/a	n/a	n/a	n/a	n/a	n/a	n/a
2013-14	Kimball Union	USHS	37	n/a	33	27	60	n/a	n/a	n/a	n/a	n/a	n/a	n/a
2014-15	Brown Univ.	ECAC	27	n/a	2	2	4	-7	4	0	0	0	47	4.3
NCAA Totals			27	n/a	2	2	4	-7	4	0	0	0	47	4.3
USHS Totals			61	n/a	45	42	87



PAUL BITTNER

PAWL BIHT-nuhr

POSITION
LEFT WING
SHOOTS
LEFT

HEIGHT
6-5
WEIGHT
204

DOB
11/04/96
BIRTHPLACE
CROOKSTON, MINNESOTA

DRAFTED
2015 (Round 2, 38th Overall)

CAREER RECORD

REGULAR SEASON

PLAYOFFS

YEAR	TEAM	LEAGUE	GP	TOI	G	A	PTS	+/-	PIM	PP	SH	GW	S	S%	GP	G	A	PTS	PIM
2011-12	Crookston	USHS	25	n/a	15	6	21	n/a	10	n/a	n/a	n/a	n/a	n/a	1	0	0	0	0
2012-13	Portland	WHL	45	n/a	12	11	23	8	12	2	0	5	n/a	n/a	19	0	0	0	0
2013-14	Portland	WHL	63	n/a	22	27	49	25	27	4	0	3	n/a	n/a	21	6	6	12	11
2014-15	Portland	WHL	66	n/a	34	37	71	39	52	8	1	4	n/a	n/a	17	4	8	12	6
WHL Totals			174	...	68	75	143	72	91	14	1	12	57	10	14	24	17
USHS Totals			25	...	15	6	21	...	10	1	0	0	0	0



GABRIEL CARLSSON

GA-bree-ehl KAHRL-suhn

POSITION

DEFENSE

SHOOTS

LEFT

DRAFTED

2015 (Round 1, 29th overall)

HEIGHT

6-4

WEIGHT

183

DOB

01/02/97

BIRTHPLACE

OREBRO, SWEDEN

CAREER RECORD

REGULAR SEASON

PLAYOFFS

YEAR	TEAM	LEAGUE	GP	TOI	G	A	PTS	+/-	PIM	PP	SH	GW	S	S%	GP	G	A	PTS	PIM
2012-13	Örebro U18	J18 Elit	16	n/a	1	5	6	4	4	n/a	n/a	n/a	n/a	n/a
2013-14	Linköping U18	J18 Elit	22	n/a	2	12	14	31	8	n/a	n/a	n/a	n/a	n/a
	Linköping HC J18	J18 Allsvenskan	18	n/a	2	3	5	4	6	n/a	n/a	n/a	n/a	n/a	5	0	0	0	4
2014-15	Linköping HC J20	SuperElit	39	n/a	0	7	7	21	14	n/a	n/a	n/a	n/a	n/a	3	0	2	2	4
	Linköping HC	SHL	7	n/a	0	2	2	3	0	n/a	n/a	n/a	n/a	n/a
	Linköping U18	J18 Elit	7	n/a	2	3	5	2	2	n/a	n/a	n/a	n/a	n/a
SHL Totals			7	...	0	2	2	3	0
SuperElit Totals			39	...	0	7	7	21	14	3	0	2	2	4
J18 Elit Totals			45	...	5	20	25	37	14



RYAN COLLINS

RIGH-uhn KAWL-ihnz

POSITION

DEFENSE

SHOOTS

RIGHT

DRAFTED

2014 (Round 2, 47th Overall)

HEIGHT

6-5

WEIGHT

216

DOB

05/06/96

BIRTHPLACE

BLOOMINGTON, MINNESOTA

CAREER RECORD

REGULAR SEASON

PLAYOFFS

YEAR	TEAM	LEAGUE	GP	TOI	G	A	PTS	+/-	PIM	PP	SH	GW	S	S%	GP	G	A	PTS	PIM
2011-12	Benilde	USHS	23	n/a	1	3	4	8	6	n/a	n/a	n/a	n/a	n/a	6	0	1	1	2
2012-13	USNTDP	USHL	38	n/a	0	4	4	-15	12	n/a	n/a	n/a	n/a	n/a
2013-14	USNTDP	USHL	26	n/a	0	2	2	12	10	n/a	n/a	n/a	n/a	n/a
2014-15	Minnesota	Big Ten	32	n/a	1	8	9	7	14	0	0	0	30	3.3
NCAA Totals			32	...	1	8	9	7	14	0	0	0	30	3.3
USHL Totals			64	...	0	6	6	-3	22
USHS Totals			23	...	1	3	4	8	6	6	0	1	1	2



VLADISLAV GAVRIKOV

vla-dih-SLAV GAV-rih-kawv

POSITION

DEFENSE

SHOOTS

LEFT

DRAFTED

2015 (Round 6, 159th overall)

HEIGHT

6-3

WEIGHT

205

DOB

11/21/95

BIRTHPLACE

YAROSLAVL, RUSSIA

CAREER RECORD

REGULAR SEASON

PLAYOFFS

YEAR	TEAM	LEAGUE	GP	TOI	G	A	PTS	+/-	PIM	PP	SH	GW	S	S%	GP	G	A	PTS	PIM
2011-12	Loko Yaroslavl	MHL	8	n/a	1	1	2	0	4	n/a	n/a	n/a	n/a	n/a	2	0	0	0	0
2012-13	Loko Yaroslavl	MHL	47	n/a	3	3	6	-1	18	n/a	n/a	n/a	n/a	n/a
2013-14	Loko Yaroslavl	MHL	45	n/a	3	9	12	33	28	n/a	n/a	n/a	n/a	n/a	7	0	2	2	4
2014-15	Yaroslavl	KHL	16	n/a	0	1	1	3	4	n/a	n/a	n/a	n/a	n/a	4	0	0	0	0
	HK Ryazan	VHL	11	n/a	1	2	3	3	4	n/a	n/a	n/a	n/a	n/a
	Loko Yaroslavl	MHL	16	n/a	1	6	7	7	16	n/a	n/a	n/a	n/a	n/a	5	0	0	0	2
KHL Totals			16	...	0	1	1	3	4	4	0	0	0	0
VHL Totals			11	...	1	2	3	3	4
MHL Totals			116	...	8	19	27	39	66	14	0	2	2	6



KEEGAN KOLESAR

KEE-guhn KOHL-uh-sahr

POSITION

RIGHT WING

SHOOTS

RIGHT

DRAFTED

2015 (Round 3, 69th overall)

HEIGHT

6-2

WEIGHT

223

DOB

04/08/97

BIRTHPLACE

BRANDON, MANITOBA

CAREER RECORD

REGULAR SEASON

PLAYOFFS

YEAR	TEAM	LEAGUE	GP	TOI	G	A	PTS	+/-	PIM	PP	SH	GW	S	S%	GP	G	A	PTS	PIM
2012-13	Winnipeg	MMHL	41	n/a	21	17	38	n/a	26	n/a	n/a	n/a	n/a	n/a	11	3	4	7	4
	Seattle	WHL	1	n/a	0	0	0	-1	0	0	0	0	n/a	n/a	2	0	0	0	0
2013-14	Seattle	WHL	60	n/a	2	6	8	-7	4	1	0	0	n/a	n/a	9	0	2	2	2
2014-15	Seattle	WHL	64	n/a	19	19	38	-7	85	8	1	2	n/a	n/a
MMHL Totals			41	...	21	17	38	...	26	11	3	4	7	4
WHL Totals			125	...	21	25	46	-15	130	9	1	2	11	0	2	2	2



OLIVIER LEBLANC

oh-lih-VEE-ay luh-BLAWNK

POSITION
DEFENSE
SHOOTS
LEFT
DRAFTED

2014 (Round 7, 197th Overall)

HEIGHT
6-0
WEIGHT
172

DOB
2/17/96
BIRTHPLACE
QUEBEC CITY, QUEBEC

CAREER RECORD

REGULAR SEASON

PLAYOFFS

YEAR	TEAM	LEAGUE	GP	TOI	G	A	PTS	+/-	PIM	PP	SH	GW	S	S%	GP	G	A	PTS	PIM
2012-13	Saint John	QMJHL	60	n/a	4	14	18	-32	41	2	0	0	n/a	n/a	4	0	0	0	4
2013-14	Saint John	QMJHL	56	n/a	7	26	33	-15	58	6	0	1	n/a	n/a
2014-15	Saint John	QMJHL	37	n/a	4	18	22	21	63	3	0	0	n/a	n/a
	Cape Breton	QMJHL	21	n/a	3	9	12	0	18	1	0	1	n/a	n/a
QMJHL Totals			174	...	18	67	85	-26	180	12	0	2	4	0	0	0	4



ELVIS MERZLIKINS

EHL-vihs muhrz-LIGH-kihns

POSITION
GOALTENDER
CATCHES
LEFT
DRAFTED

2014 (Round 3, 76th Overall)

HEIGHT
6-3
WEIGHT
187

DOB
04/13/94
BIRTHPLACE
RIGA, LATVIA

CAREER RECORD

REGULAR SEASON

PLAYOFFS

YEAR	TEAM	LEAGUE	GP	W	L	OT	SO	GA	SA	SV%	GAA	MIN	GP	W-L	SO	GA	SV%	GAA	MIN
2011-12	Lugano U20	Swiss-Jr	8	n/a	n/a	n/a	n/a	n/a	n/a	n/a	3.52	n/a	3	n/a	n/a	n/a	n/a	5.07	n/a
2012-13	Lugano U20	Swiss-Jr	30	n/a	n/a	n/a	n/a	n/a	n/a	n/a	2.76	n/a	4	n/a	n/a	n/a	n/a	3.84	n/a
2013-14	HC Lugano	Swiss-A	22	12	10	0	1	45	596	.924	2.13	1,269	1	0-1	1	0	.976	.750	80
	Lugano U20	Swiss-Jr	12	n/a	n/a	n/a	n/a	n/a	n/a	n/a	2.07	n/a	10	n/a	n/a	n/a	n/a	1.68	n/a
2014-15	HC Lugano	Swiss-A	23	14	9	0	2	57	659	.913	2.61	1,309	1	0-1	2	0	.846	3.33	38
Swiss-A Totals			45	26	19	0	3	102	1,255	.919	2.37	2,578	2	0-2	3	0	118



MARKUS NUTIVAARA

MAHR-kuhs noo-tih-VAH-ruh

POSITION

DEFENSE

SHOOTS

LEFT

DRAFTED

2015 (Round 7, 189th overall)

HEIGHT

6-0

WEIGHT

185

DOB

6/6/94

BIRTHPLACE

OULU, FINLAND

CAREER RECORD

REGULAR SEASON

PLAYOFFS

YEAR	TEAM	LEAGUE	GP	TOI	G	A	PTS	+/-	PIM	PP	SH	GW	S	S%	GP	G	A	PTS	PIM
2012-13	Pelicans U20	Jr. A SM-liiga	42	n/a	4	11	15	4	14	n/a	n/a	n/a	n/a	n/a
2013-14	Kärpät U20	Jr. A SM-liiga	19	n/a	2	9	11	11	10	n/a	n/a	n/a	n/a	n/a	12	1	4	5	2
	Jokipojat	Mestis	11	n/a	0	3	3	5	4	n/a	n/a	n/a	n/a	n/a
2014-15	Kärpät	Liiga	35	n/a	0	2	2	7	4	n/a	n/a	n/a	n/a	n/a	16	1	5	6	0
	Kärpät U20	Jr. A SM-liiga	7	n/a	2	6	8	5	0	n/a	n/a	n/a	n/a	n/a	5	3	2	5	0
	Hokki	Mestis	2	n/a	0	2	2	3	2	n/a	n/a	n/a	n/a	n/a
Liiga Totals			35	...	0	2	2	7	4	16	1	5	6	0
Mestis Totals			13	...	0	5	5	8	6
Jr. A SM-liiga Totals			68	...	8	26	34	20	24	17	4	6	10	2



JULIEN PELLETIER

J00-lee-ehn PEHL-tyay

POSITION

LEFT WING

SHOOTS

LEFT

DRAFTED

2014 (Round 4, 107th Overall)

HEIGHT

5-11

WEIGHT

183

DOB

06/28/96

BIRTHPLACE

BUCKINGHAM, QUEBEC

CAREER RECORD

REGULAR SEASON

PLAYOFFS

YEAR	TEAM	LEAGUE	GP	TOI	G	A	PTS	+/-	PIM	PP	SH	GW	S	S%	GP	G	A	PTS	PIM
2011-12	Gatineau	QMAAA	39	n/a	6	18	24	n/a	28	n/a	n/a	n/a	n/a	n/a
2012-13	Gatineau	QMAAA	34	n/a	23	20	43	n/a	44	n/a	n/a	n/a	n/a	n/a
	Cape Breton	QMJHL	7	n/a	1	0	1	-4	2	0	0	0	n/a	n/a
2013-14	Cape Breton	QMJHL	67	n/a	25	25	50	-8	28	11	2	4	n/a	n/a	4	1	1	2	2
2014-15	Cape Breton	QMJHL	26	n/a	5	9	14	-11	14	1	0	0	n/a	n/a
	Rouyn-Noranda	QMJHL	27	n/a	5	10	15	-10	16	2	0	1	n/a	n/a	6	0	4	4	2
QMJHL Totals			127	...	36	44	80	-33	60	14	2	5	10	1	5	6	4
QMAA Totals			73	...	29	38	67	...	72



PETER QUENNEVILLE

PEET-uhr KWEHN-vihl

POSITION

CENTER

SHOOTS

RIGHT

DRAFTED

2013 (Round 7, 195th Overall)

HEIGHT

5-11

WEIGHT

191

DOB

03/09/94

BIRTHPLACE

EDMONTON, ALBERTA

CAREER RECORD

REGULAR SEASON

PLAYOFFS

YEAR	TEAM	LEAGUE	GP	TOI	G	A	PTS	+/-	PIM	PP	SH	GW	S	S%	GP	G	A	PTS	PIM
2010-11	Sherwood Park	AJHL	54	n/a	6	16	22	n/a	8	n/a	n/a	n/a	n/a	n/a	3	0	0	0	0
2011-12	Sherwood Park	AJHL	53	n/a	31	50	81	n/a	22	n/a	n/a	n/a	n/a	n/a	10	4	4	8	10
2012-13	Dubuque	USHL	63	n/a	33	37	70	29	18	9	0	5	237	13.9	9	6	3	9	2
2013-14	Quinnipiac	ECAC	5	n/a	0	4	4	1	2	0	0	0	8	0.0
	Brandon	WHL	44	n/a	21	31	52	-11	10	7	0	0	n/a	n/a	8	1	3	4	4
2014-15	Brandon	WHL	72	n/a	27	48	75	20	20	12	0	4	n/a	n/a	19	10	10	20	4
WHL Totals			116	...	48	79	127	9	30	19	0	4	27	11	13	24	8
NCAA Totals			5	...	0	4	4	1	2	0	0	0	8	0.0
USHL Totals			63	...	33	37	70	29	18	9	0	5	237	13.9	9	6	3	9	2
AJHL Totals			107	...	37	66	103	...	30	13	4	4	8	10



SAM RUOPP

SAM ROO-awp

POSITION

DEFENSE

CATCHES

LEFT

DRAFTED

2015 (Round 5, 129th Overall)

HEIGHT

6-4

WEIGHT

191

DOB

6/03/96

BIRTHPLACE

REGINA, SASKATCHEWAN

CAREER RECORD

REGULAR SEASON

PLAYOFFS

YEAR	TEAM	LEAGUE	GP	TOI	G	A	PTS	+/-	PIM	PP	SH	GW	S	S%	GP	G	A	PTS	PIM
2011-12	Regina	SMHL	41	n/a	0	10	10	n/a	44	n/a	n/a	n/a	n/a	n/a
2012-13	Regina	SMHL	37	n/a	3	11	14	n/a	34	n/a	n/a	n/a	n/a	n/a	8	0	2	2	4
	Prince George	WHL	6	n/a	0	0	0	0	0	0	0	0	n/a	n/a
2013-14	Prince George	WHL	64	n/a	5	11	16	-15	55	0	0	0	n/a	n/a
2014-15	Prince George	WHL	64	n/a	3	23	26	3	140	0	0	0	n/a	n/a	5	1	2	3	4
WHL Totals			134	...	8	34	42	-12	195	0	0	0	5	1	2	3	4
SMHL Totals			78	...	3	21	24	...	78	8	0	2	2	4



KOLE SHERWOOD

KOHL SHUHR-wud

POSITION

RIGHT WING

SHOOTS

RIGHT

DRAFTED

Undrafted (Signed a free agent on July 7, 2015)

HEIGHT

6-0

WEIGHT

196

DOB

1/22/97

BIRTHPLACE

COLUMBUS, OHIO

CAREER RECORD**REGULAR SEASON****PLAYOFFS**

YEAR	TEAM	LEAGUE	GP	TOI	G	A	PTS	+/-	PIM	PP	SH	GW	S	S%	GP	G	A	PTS	PIM
2011-12	AAA Blue Jackets	T1EBHL	21	n/a	3	8	11	n/a	20	0	0	0	n/a	n/a
2012-13	AAA Blue Jackets	T1EHL U16	40	n/a	13	11	24	n/a	19	4	0	3	n/a	n/a	4	1	3	4	2
2013-14	AAA Blue Jackets	T1EHL U16	34	n/a	24	18	42	n/a	17	9	0	3	n/a	n/a
2014-15	AAA Blue Jackets	T1EHL U18	31	n/a	22	26	48	n/a	29	2	2	3	n/a	n/a	4	1	3	4	16
	Youngstown	USHL	3	n/a	1	1	2	2	0	0	0	0	3	33.3
USHL Totals			3	...	1	1	2	2	0	0	0	0	3	33.3
T1EHL U18 Totals			31	...	22	26	48	...	29	2	2	3	4	1	3	4	16
T1EHL U16 Totals			74	...	37	29	66	...	36	13	0	6	4	1	3	4	2



BLAKE SIEBENALER

BLAYK SEE-beh-nay-luhr

POSITION

DEFENSE

SHOOTS

RIGHT

DRAFTED

2014 (Round 3, 77th Overall)

HEIGHT

6-1

WEIGHT

208

DOB

2/27/96

BIRTHPLACE

TOLEDO, OHIO

CAREER RECORD**REGULAR SEASON****PLAYOFFS**

YEAR	TEAM	LEAGUE	GP	TOI	G	A	PTS	+/-	PIM	PP	SH	GW	S	S%	GP	G	A	PTS	PIM
2011-12	Cleveland	T1EHL U16	40	n/a	5	7	12	n/a	6
2012-13	Belle Tire	T1EHL U16	39	n/a	9	9	18	n/a	22	11	4	3	7	0
	Indiana	USHL	11	n/a	1	2	3	-11	8	1	0	0	13	7.7
2013-14	Niagara	OHL	68	n/a	6	24	30	-16	24	3	0	0	n/a	n/a	7	1	4	5	2
2014-15	Niagara	OHL	66	n/a	12	25	37	7	30	5	0	1	n/a	n/a	11	0	1	1	8
OHL Totals			134	...	18	49	67	-9	54	8	0	1	18	1	5	6	10
USHL Totals			11	...	1	2	3	-11	8	1	0	0	13	7.7



MARKUS SOBERG

MAHR-kuhs SHOH-buhrg

POSITION
RIGHT WING
SHOOTS
RIGHT
DRAFTED

2013 (Round 6, 165th Overall)

HEIGHT
6-0
WEIGHT
176

DOB
04/22/95
BIRTHPLACE
OSLO, NORWAY

CAREER RECORD

REGULAR SEASON

PLAYOFFS

YEAR	TEAM	LEAGUE	GP	TOI	G	A	PTS	+/-	PIM	PP	SH	GW	S	S%	GP	G	A	PTS	PIM
2011-12	Frölunda Jr.	SuperElit	25	n/a	5	5	10	3	14	n/a	n/a	n/a	n/a	n/a
	Frölunda U18	Sweden U18	27	n/a	26	16	42	n/a	26	n/a	n/a	n/a	n/a	n/a	4	1	2	3	6
2012-13	Frölunda Jr.	SuperElit	36	n/a	10	16	26	29	20	n/a	n/a	n/a	n/a	n/a	6	5	1	6	4
2013-14	Frolunda	SHL	1	n/a	0	0	0	n/a	0	0	0	0	1	0.0
	Frölunda Jr.	SuperElit	45	n/a	21	17	38	18	40	n/a	n/a	n/a	n/a	n/a	3	1	0	1	6
2014-15	Windsor	OHL	61	n/a	13	17	30	-16	26	2	1	0	n/a	n/a
OHL Totals			61	n/a	13	17	30	-16	26	2	1	0
SHL Totals			1	n/a	0	0	0	n/a	0	0	0	0	1	0.0
SuperElit Totals			106	...	36	38	74	50	74	9	6	1	7	10



KEVIN STENLUND

KEH-vihn STEHN-luhnd

POSITION
CENTER
CATCHES
RIGHT
DRAFTED

2015 (Round 2, 58th overall)

HEIGHT
6-4
WEIGHT
200

DOB
9/20/96
BIRTHPLACE
HUDDINGE, SWEDEN

CAREER RECORD

REGULAR SEASON

PLAYOFFS

YEAR	TEAM	LEAGUE	GP	TOI	G	A	PTS	+/-	PIM	PP	SH	GW	S	S%	GP	G	A	PTS	PIM
2011-12	Botkyrka U20	Sweden-Jr.	2	n/a	0	0	0	n/a	0	n/a	n/a	n/a	n/a	n/a	5	3	0	3	4
	Botkyrka U18	Sweden-U18	16	n/a	24	15	39	n/a	44	n/a	n/a	n/a	n/a	n/a	5	4	4	8	20
2012-13	HV71 U18	Sweden-U18	5	n/a	1	2	3	-2	0	n/a	n/a	n/a	n/a	n/a
2013-14	HV71 U18	Sweden-U18	9	n/a	8	3	11	n/a	4	n/a	n/a	n/a	n/a	n/a
	HV71 U20	Sweden-Jr.	29	n/a	4	5	9	6	16	n/a	n/a	n/a	n/a	n/a	7	1	1	2	0
2014-15	HV71	SHL	17	n/a	1	0	1	-3	2	0	0	0	7	14.3
	HV71 U20	Sweden-Jr.	36	n/a	14	22	36	4	16	n/a	n/a	n/a	n/a	n/a	6	1	3	4	4
SHL Totals			17	...	1	0	1	-3	2	0	0	0	7	14.3
Sweden-Jr. Totals			67	...	18	27	45	10	32	18	5	4	9	8
Sweden-U18 Totals			30	...	33	20	53	...	48	5	4	4	8	20



VEETI VAINIO

vee-eh-TAY VIGHN-yoh

POSITION

DEFENSE

SHOOTS

RIGHT

DRAFTED

2015 (Round 5, 141st overall)

HEIGHT

6-2

WEIGHT

181

DOB

6/16/97

BIRTHPLACE

ESPOO, FINLAND

CAREER RECORD

REGULAR SEASON

PLAYOFFS

YEAR	TEAM	LEAGUE	GP	TOI	G	A	PTS	+/-	PIM	PP	SH	GW	S	S%	GP	G	A	PTS	PIM
2012-13	Blues U18	Finland-U18	27	n/a	2	9	11	n/a	30	n/a	n/a	n/a	n/a	n/a
2013-14	Blues U20	Jr. A SM-liiga	35	n/a	9	14	23	21	46	n/a	n/a	n/a	n/a	n/a	11	5	5	10	2
2014-15	Blues	Liiga	2	n/a	0	1	1	0	0	n/a	n/a	n/a	n/a	n/a	1	0	0	0	0
	Blues U20	Jr. A SM-liiga	42	n/a	13	31	44	22	42	n/a	n/a	n/a	n/a	n/a	5	2	5	7	4
Liiga Totals			2	n/a	0	1	1	0	0	n/a	n/a	n/a	n/a	n/a	1	0	0	0	0
Jr. A SM-liiga Totals			77	...	22	45	67	43	88	16	7	10	17	6
Finland-U18 Totals			27	...	2	9	11	n/a	30



ZACH WERENSKI

ZA-k wuh-REHN-skee

POSITION

DEFENSE

SHOOTS

LEFT

DRAFTED

2015 (Round 1, 8th overall)

HEIGHT

6-2

WEIGHT

209

DOB

7/19/97

BIRTHPLACE

GROSSE POINTE, MICHIGAN

CAREER RECORD

REGULAR SEASON

PLAYOFFS

YEAR	TEAM	LEAGUE	GP	TOI	G	A	PTS	+/-	PIM	PP	SH	GW	S	S%	GP	G	A	PTS	PIM
2011-12	Belle Tire U16	T1EHL	35	n/a	8	20	28	n/a	18	n/a	n/a	n/a	n/a	n/a	7	3	5	8	4
2012-13	Little Caesars	HPHL U18	28	n/a	7	14	21	n/a	18	n/a	n/a	n/a	n/a	n/a
2013-14	USNTDP	USHL	35	n/a	6	13	19	n/a	17	n/a	n/a	n/a	n/a	n/a
	USNTDP	U-17	16	n/a	2	11	13	n/a	25	n/a	n/a	n/a	n/a	n/a
2014-15	Michigan	Big Ten	35	n/a	9	16	25	9	8	3	0	1	80	11.3
NCAA Totals			35	n/a	9	16	25	9	8	3	0	1	80	11.3
USHL Totals			35	n/a	6	13	19	...	17



LAKE ERIE MONSTERS

Quicken Loans Arena / 1 Center Ice / Cleveland, Ohio 44115

lakeeriemonsters.com/ p: 413.739.4625 / f: 413.739.3389

DIRECTORY



JARED BEDNAR

Majority Owner..... Dan Gilbert
President..... Kerry Bubolz
General Manager..... Bill Zito
Head Coach..... Jared Bednar
Assistant Coach..... Nolan Pratt
Assistant Coach..... Toby Peterson
Video Coach..... Daryl Seward
Strength & Conditioning Coach..... Jeff Conkle
Head Athletic Trainer..... Tom Bourdon
Goaltending Consultant..... Manny Legace
Equipment Manager..... Dustin Halstead
Head Team Physician..... Dr. Scott Singer

Sr. Business Development Specialist..... Grant Hesselbart
VP of Franchise Development..... Jeff Bowler
Business Development Specialist..... Andrew Pifer
VP of Marketing & Communications..... Pam Frasco
Sr. Director of Broadcast Services..... Dave Dombrowski
Manager, Client Services..... Celena Zevnik
Sr. Director of Game Presentation..... Matt Bettinger
Coordinator, Marketing / Game Presentation..... Ben Harrison
Director, Ticket Sales & Services..... Matt Kalister
Home Arena..... Quicken Loans Arena
Capacity..... 20,500

Jared Bednar was named head coach of the Columbus Blue Jackets' American Hockey League affiliate on June 6, 2014 and posted a 38-28-10 record and a .566 winning percentage in his first year behind the bench of the Springfield Falcons. In five full seasons as a head coach, including three at the AHL level, Bednar has led his teams to winning records in each campaign, posting a 208-136-31 record and a .596 winning percentage.

Prior to taking over as head coach of the club, he spent two seasons as a Falcons assistant coach. In 2013-14, he helped lead the Falcons to a 47-23-1-5 record, setting a new franchise record for regular season wins. The team also set a new record with a .658 points percentage and tied the all-time team mark with 100 points.

Bednar joined the Falcons in 2012 after leading the Peoria Rivermen to two winning seasons in 2010-11 and 2011-12, amassing a record of 81-63-12. He joined the Rivermen after serving as an assistant coach with the AHL's Abbotsford Heat during the club's inaugural 2009-10 season.

The Yorkton, Saskatchewan native was also part of the coaching staff for the South Carolina Stingrays of the ECHL, where he spent the majority of his final six campaigns as a player. He joined the Stingrays staff in 2002 as an assistant coach. After five seasons, he took over as head coach in 2007-08 and led the team to a Kelly Cup victory in 2008-09.

As a defenseman, Bednar played for four clubs in the Western Hockey League from 1990-93 and then played professionally in the AHL, ECHL and International Hockey League from 1993-02.

2015-16 SCHEDULE

OCT	DAY	OPPONENT	DEC	DAY	OPPONENT	FEB	DAY	OPPONENT
9	Fri.	at Rochester	20	Sun.	@ Charlotte	20	Sat.	SAN ANTONIO
16	Fri.	IOWA	26	Sat.	GRAND RAPIDS	25	Thu.	ROCHESTER
17	Sat.	IOWA	27	Sun.	GRAND RAPIDS	26	Fri.	ROCKFORD
22	Thu.	@ Manitoba	29	Tue	TORONTO	27	Sat.	ROCKFORD
24	Sat.	@ Manitoba	31	Thu	@ Toronto			
29	Thu	CHARLOTTE						
31	Sat.	CHARLOTTE						
NOV	DAY	OPPONENT	JAN	DAY	OPPONENT	MAR	DAY	OPPONENT
6	Fri.	@ Milwaukee	2	Sat.	@ Milwaukee	1	Tue.	MILWAUKEE
7	Sat.	@ Iowa	3	Sun.	@ Chicago	3	Thu.	MILWAUKEE
8	Sun.	@ Iowa	5	Tue.	@ Milwaukee	5	Sat.	@ Rockford
11	Wed.	@ Milwaukee	9	Sat.	@ Grand Rapids	6	Sun.	@ Rockford
13	Fri.	GRAND RAPIDS	11	Mon.	@ Manitoba	11	Fri.	@ San Antonio
14	Sat.	GRAND RAPIDS	13	Wed.	@ Manitoba	13	Sun.	@ San Antonio
20	Fri.	@ Iowa	15	Fri.	@ Grand Rapids	18	Fri.	MANITOBA
21	Sat.	@ Iowa	16	Sat.	@ Chicago	19	Sat.	MANITOBA
22	Sun.	@ Rockford	18	Mon.	@ Rockford	20	Sun.	TORONTO
25	Wed.	MANITOBA	20	Wed.	GRAND RAPIDS	24	Thu.	ROCKFORD
27	Fri.	MANITOBA	22	Fri.	MILWAUKEE	25	Fri.	ROCKFORD
28	Sat.	@ Grand Rapids	23	Sat.	MILWAUKEE	26	Sat.	@ Grand Rapids
			29	Fri.	TEXAS			
			30	Sat.	TEXAS			
DEC	DAY	OPPONENT	FEB	DAY	OPPONENT	APR	DAY	OPPONENT
3	Thu.	IOWA	5	Fri.	@ Charlotte	1	Fri.	@ Chicago
4	Fri.	IOWA	6	Sat.	@ Charlotte	2	Sat.	@ Chicago
5	Sat.	@ Grand Rapids	9	Tue.	CHICAGO	8	Fri.	@ Toronto
11	Fri.	CHICAGO	11	Thu.	CHICAGO	9	Sat.	@ Rochester
12	Sat.	CHICAGO	13	Sat.	@ Texas	10	Sun.	ROCHESTER
16	Wed.	GRAND RAPIDS	14	Sun.	@ Texas	13	Wed.	@ Grand Rapids
19	Sat.	@ Charlotte	19	Fri.	SAN ANTONIO	14	Thu.	CHARLOTTE
						15	Fri.	CHARLOTTE

2014-15 AHL STANDINGS

EASTERN CONFERENCE

ATLANTIC	GP	W	L	OTL	SOL	GF	GA	PTS
Manchester	76	50	17	6	3	241	176	109
Providence	76	41	26	7	2	209	185	91
Worcester	76	41	29	4	2	224	198	88
Portland	76	39	28	7	2	203	190	87
St. John's	76	32	33	9	2	183	235	75

NORTHEAST	GP	W	L	OTL	SOL	GF	GA	PTS
Hartford	76	43	24	5	4	221	214	95
Syracuse	76	41	25	10	0	218	219	92
Springfield	76	38	28	8	2	192	209	86
Albany	76	37	28	5	6	199	201	85
Bridgeport	76	28	40	7	1	213	246	64

EAST	GP	W	L	OTL	SOL	GF	GA	PTS
Hershey	76	46	22	5	3	218	181	100
W-B/Scranton	76	45	24	3	4	212	163	97
Binghamton	76	34	34	7	1	242	258	76
Lehigh Valley	76	33	35	7	1	194	237	74
Norfolk	76	27	39	6	4	168	219	64

WESTERN CONFERENCE

NORTH	GP	W	L	OTL	SOL	GF	GA	PTS
Utica	76	47	20	7	2	219	182	103
Toronto	76	40	27	9	0	207	203	89
Hamilton	76	34	29	12	1	201	208	81
Adirondack	76	35	33	6	12	233	240	78
Rochester	76	29	41	5	1	209	251	64

MIDWEST	GP	W	L	OTL	SOL	GF	GA	PTS
Grand Rapids	76	46	22	6	2	249	185	100
Rockford	76	46	23	5	2	222	180	99
Chicago	76	40	29	6	1	210	198	87
Lake Erie	76	35	29	8	4	211	240	82
Milwaukee	76	33	28	8	7	206	218	81

WEST	GP	W	L	OTL	SOL	GF	GA	PTS
San Antonio	76	45	23	7	1	248	222	98
Texas	76	40	22	13	1	242	216	94
Oklahoma City	76	41	27	5	3	224	212	90
Charlotte	76	31	38	6	1	172	231	69
Iowa	76	23	49	2	2	172	245	50

2014-15 FINAL STATISTICS - SPRINGFIELD FALCONS

No.	Player		Pos	GP	G	A	P	+/-	PIM	PP	SH	GW	OT	S	S%
18	*T.J. Tynan		C	75	13	35	48	-7	48	5	0	1	1	135	9.6
19	Luke Adam	RCH	C	27	8	12	20	-13	24	2	0	2	0	61	13.1
		SPR	C	46	8	14	22	-9	38	1	0	0	0	91	8.8
		TOT	C	73	16	26	42	-22	62	3	0	2	0	152	10.5
12	Ryan Craig		LW	67	17	20	37	3	60	7	1	1	0	143	11.9
17	Sean Collins		RW	64	17	19	36	-8	28	4	0	3	1	167	10.2
5	Austin Madaisky		D	53	12	23	35	4	28	2	0	2	0	132	9.1
15	*Kerby Rychel		LW	51	12	21	33	7	43	4	0	4	0	132	9.1
14	Dana Tyrell		RW	51	13	13	26	2	34	2	0	1	1	71	18.3
21	William Karlsson	NOR	C	37	8	16	24	-5	2	3	0	1	1	86	9.3
		SPR	C	15	0	0	0	-11	0	0	0	0	0	23	0
		TOT	C	52	8	16	24	-16	2	3	0	1	1	109	7.3
26	Jaime Sifers		D	76	3	19	22	1	82	0	0	1	0	131	2.3
16	Michael Chaput		C	45	10	11	21	2	22	4	0	1	0	89	11.2
32	Frederic St. Denis		D	59	3	17	20	8	32	2	0	0	0	122	2.5
10	*Marko Dano		C	39	11	8	19	-4	34	1	0	2	1	93	11.8
11	Mike Hoeffel		LW	62	9	9	18	7	39	1	0	2	0	103	8.7
8	*Josh Anderson		RW	52	7	10	17	1	76	1	1	1	0	79	8.9
37	Thomas Larkin		D	62	5	12	17	5	89	2	0	1	0	63	7.9
13	Trent Vogelhuber		C	64	8	8	16	2	55	0	1	2	1	68	11.8
22	Lukas Sedlak		C	51	6	10	16	10	30	0	1	1	0	70	8.6
40	*Domenic Monardo		RW	43	10	4	14	0	46	2	0	1	0	101	9.9
9	Brian Gibbons		LW	26	3	8	11	-12	14	2	0	1	0	41	7.3
7	Denny Urban		D	31	2	9	11	-2	12	2	0	2	1	50	4.0
36	Corey Cowick		LW	46	6	3	9	-2	47	0	1	2	0	57	10.5
3	Hubert Labrie		D	46	1	8	9	7	65	0	0	0	0	52	1.9
21	Adam Cracknell		RW	18	3	4	7	-3	2	1	0	2	0	38	7.9
29	Jerry D'Amigo		LW	28	3	4	7	-4	26	1	0	1	0	36	8.3
29	*Sonny Milano		LW	10	0	5	5	-7	0	0	0	0	0	10	0
20	Nathan Oystriick		D	12	1	3	4	-3	4	0	0	1	1	10	10
24	Brett Ponich		D	33	0	4	4	-2	105	0	0	0	0	14	0
28	Andrew Cherniwchan		F	12	2	1	3	-4	6	0	0	0	0	13	15.4
34	Alex Wennberg		C	6	0	3	3	4	12	0	0	0	0	7	0
28	*Mike Little	CHA	D	4	0	0	0	0	2	0	0	0	0	2	0
		SPR	D	3	0	2	2	-1	0	0	0	0	0	2	0
		TOT	D	7	0	2	2	-1	2	0	0	0	0	4	0
6	Mike Cornell		D	11	0	2	2	-4	16	0	0	0	0	13	0
20	Yann Sauve		D	17	0	2	2	-5	12	0	0	0	0	19	0
6	*Derek Docken		D	6	1	0	1	-2	0	0	0	0	0	4	25.0
25	*Mathieu Gagnon		LW	20	1	0	1	3	65	0	0	0	0	9	11.1
39	*Dillon Heatherington		D	3	0	1	1	1	0	0	0	0	0	6	0
28	*Steve Weinstein		D	3	0	1	1	-2	0	0	0	0	0	1	0
20	*Rick Pinkston		D	6	0	1	1	0	2	0	0	0	0	4	0
4	Will Weber		D	30	0	1	1	1	60	0	0	0	0	21	0
6	*Steven Shamanski		D	1	0	0	0	0	0	0	0	0	0	0	0
19	Riley Wetmore		C	1	0	0	0	-1	0	0	0	0	0	0	0
28	*Tyler Sikura		F	2	0	0	0	-1	0	0	0	0	0	1	0
28	Patrick Cullity		D	3	0	0	0	-3	4	0	0	0	0	0	0
27	Cody Goloubef		D	3	0	0	0	0	0	0	0	0	0	3	0
21	Steve McCarthy		D	3	0	0	0	1	6	0	0	0	0	1	0
27	*Matthew Zay		C	3	0	0	0	-1	0	0	0	0	0	8	0
38	*Seth Ambroz		RW	4	0	0	0	-1	5	0	0	0	0	4	0
28	James Livingston		RW	6	0	0	0	-1	0	0	0	0	0	3	0

NO.	GOALTENDER	GP	MIN	W	L	OT	SO	SA	SV	SV%	GA	GAA
35	*Anton Forsberg	30	1764	20	8	1	3	808	749	0.927	59	2.01
33	Scott Munroe	27	1544	11	11	4	2	718	655	0.912	63	2.45
30	*Joonas Korpisalo	3	169	0	2	0	0	74	65	0.878	9	3.20
31	*Oscar Dansk	21	1144	7	7	5	0	565	497	0.88	68	3.57

KALAMAZOO WINGS/ECHL AFFILIATE



KALAMAZOO WINGS

Wings Stadium / 3620 Vanrick Drive / Kalamazoo, MI 49001

kwings.com / p: 269.349.9772 / f: 269.349.6584

DIRECTORY



NICK BOOTLAND

General Manager/Alternate Governor Jim Burlew
 Director of Hockey Operations, Head Coach Nick Bootland
 Assistant Coach Sam Ftorek
 Equipment Manager Brent Overkamp
 Athletic Trainer Scott Allison
 Director of Public Relations/Broadcasting Joe Roberts
 Office Manager Keli Ekola
 Video Producer Scott Glickman

Game Day Operations Kara Hillstead
 Director Marketing and Communications Sarah Lee
 Director of Sales Toni Daniels
 Sales Manager Kara Hillstead, Jason Kane, Kate Rohrstaff
 Home Arena Wings Stadium
 Capacity 5,113
 Flagship Internet Station www.kwings.com

Nick Bootland is in his eighth season as the director of hockey operations / head coach of the Kalamazoo Wings, having guided the K-Wings to four ECHL North Division crowns in the past six seasons.

Guiding the K-Wings to six playoff appearances in his seven years as head coach overall, six seasons in the ECHL and one in the International Hockey League, Bootland has already won a team record 240 games which doesn't include the playoffs. In the postseason, Bootland has won 26 games and has helped the K-Wings reach the league's semi-finals in three of his five playoff appearances. All of Bootland's 426 games as a head coach have been behind the K-Wings bench.

Prior to his coaching career, Bootland played 10 seasons professionally, including four with Kalamazoo. The team captain for his final three seasons with the K-Wings, Bootland joined Ron Wilson, Scott Robinson and Derrick Smith as the only member of the K-Wings to earn that honor for three-straight years.

2015-16 SCHEDULE

OCT	DAY	OPPONENT	DEC	DAY	OPPONENT	FEB	DAY	OPPONENT
16	Fri.	FORT WAYNE	17	Thu.	MANCHESTER	21	Sun.	at Toledo
17	Sat.	at Fort Wayne	18	Fri.	GWINNETT	26	Fri.	at Orlando
23	Fri.	TOLEDO	19	Sat.	GWINNETT	27	Sat.	at Orlando
24	Sat.	at Cincinnati	26	Sat.	at Fort Wayne	28	Sun.	at Orlando
27	Tue.	INDY	27	Sun.	at Wheeling			
30	Fri.	CINCINNATI	31	Thu.	ELMIRA			
NOV	DAY	OPPONENT	JAN	DAY	OPPONENT	MAR	DAY	OPPONENT
4	Wed.	ADIRONDACK	2	Sat.	ELMIRA	5	Sat.	UTAH
6	Fri.	at Wheeling	8	Fri.	BRAMPTON	6	Sun.	UTAH
7	Sat.	at Fort Wayne	9	Sat.	at Brampton	8	Tue.	UTAH
8	Sun.	FORT WAYNE	10	Sun.	at Brampton	11	Fri.	NORFOLK
10	Tue.	MANCHESTER	12	Tue.	ORLANDO	12	Sat.	at Wheeling
13	Fri.	EVANSVILLE	15	Fri.	at Quad City	13	Sun.	at Toledo
14	Sat.	CINCINNATI	17	Sun.	at Evansville	17	Thu.	BRAMPTON
15	Sun.	at Brampton	22	Fri.	at Wheeling	19	Sat.	WHEELING
19	Thu.	at Toledo	23	Sat.	at Wheeling	22	Tue.	at Adirondack
20	Fri.	at Fort Wayne	29	Fri.	QUAD CITY	23	Wed.	at Reading
21	Sat.	at Evansville	31	Sun.	FORT WAYNE	25	Fri.	WHEELING
27	Fri.	at Quad City				26	Sat.	WHEELING
29	Sun.	TOLEDO				31	Thu.	at Greenville
DEC	DAY	OPPONENT	FEB	DAY	OPPONENT	APR	DAY	OPPONENT
2	Wed.	at Elmira	5	Fri.	TOLEDO	1	Fri.	at Greenville
4	Fri.	at Elmira	6	Sat.	TOLEDO	2	Sat.	at Greenville
5	Sat.	at Elmira	10	Wed.	at Cincinnati	6	Wed.	at Brampton
6	Sun.	at Brampton	12	Fri.	at Evansville	8	Fri.	at Toledo
11	Fri.	BRAMPTON	13	Sat.	FORT WAYNE	9	Sat.	TOLEDO
12	Sat.	BRAMPTON	14	Sun.	BRAMPTON			
			19	Fri.	COLORADO			
			20	Sat.	COLORADO			

FINAL ECHL STANDINGS

EASTERN CONFERENCE

NORTH	GP	W	L	OTL	SOL	GF	GA	PTS
Toledo	72	50	15	5	2	281	182	107
Fort Wayne	72	48	18	2	4	251	200	102
Kalamazoo	72	36	30	3	3	226	233	78
Wheeling	72	37	33	1	1	210	213	76
Cincinnati	72	31	30	2	9	195	212	73
Indy	72	31	30	4	7	197	221	73
Evansville	72	15	48	6	3	169	271	39
EAST	GP	W	L	OTL	SOL	GF	GA	PTS
Florida	72	49	16	2	5	267	208	105
South Carolina	72	45	20	1	6	224	163	97
Reading	72	45	21	4	2	259	210	96
Orlando	72	37	25	6	4	236	215	84
Greenville	72	39	29	1	3	216	215	82
Elmira	72	32	33	0	7	186	217	71
Gwinnett	72	20	45	3	4	174	263	47

WESTERN CONFERENCE

CENTRAL	GP	W	L	OTL	SOL	GF	GA	PTS
Allen	72	48	14	6	4	292	203	106
Rapid City	72	37	28	2	5	218	206	81
Quad City	72	37	28	4	3	205	186	81
Tulsa	72	37	29	3	3	248	244	80
Wichita	72	32	31	2	7	213	240	73
Missouri	72	28	35	5	4	192	231	65
Brampton	72	23	46	3	0	181	298	49
PACIFIC	GP	W	L	OTL	SOL	GF	GA	PTS
Idaho	72	48	18	2	4	258	187	102
Ontario	72	43	19	4	6	239	184	96
Colorado	72	41	23	4	4	236	209	90
Utah	72	37	27	5	3	213	219	82
Alaska	72	35	30	3	4	237	233	77
Bakersfield	72	26	38	3	5	202	265	60
Stockton	72	21	49	1	1	199	296	44

2014-15 SEASON IN REVIEW



FINAL NHL STANDINGS/LEADERS

EASTERN CONFERENCE

ATLANTIC	RK	GP	W	L	OT	GF	GA	PTS
Montreal	(2)	82	50	22	10	221	189	110
Tampa Bay	(3)	82	50	24	8	262	211	108
Detroit	(6)	82	43	25	14	235	221	100
Ottawa	(7)	82	43	26	13	238	215	99
Boston	(9)	82	41	27	14	213	211	96
Florida	(10)	82	38	29	15	206	223	91
Toronto	(15)	82	30	44	8	211	262	68
Buffalo	(16)	82	23	51	8	161	274	54

METROPOLITAN	RK	GP	W	L	OT	GF	GA	PTS
NY Rangers	(1)	82	53	22	7	252	192	113
Washington	(4)	82	45	26	11	242	203	101
NY Islanders	(5)	82	47	28	7	252	230	101
Pittsburgh	(8)	82	43	27	12	221	210	98
Columbus	(11)	82	42	35	5	236	250	89
Philadelphia	(12)	82	33	31	18	215	234	84
New Jersey	(13)	82	32	36	14	181	216	78
Carolina	(14)	82	30	41	11	188	226	71

WESTERN CONFERENCE

CENTRAL	RK	GP	W	L	OT	GF	GA	PTS
St. Louis	(2)	82	51	24	7	248	201	109
Nashville	(3)	82	47	25	10	232	208	104
Chicago	(4)	82	48	28	6	229	189	102
Minnesota	(6)	82	46	28	8	231	201	100
Winnipeg	(7)	82	43	26	13	230	210	99
Dallas	(10)	82	41	31	10	261	260	92
Colorado	(11)	82	39	31	12	219	227	90

PACIFIC	RK	GP	W	L	OT	GF	GA	PTS
Anaheim	(1)	82	51	24	7	236	226	109
Vancouver	(5)	82	48	29	5	242	222	10
Calgary	(8)	82	45	30	7	241	216	97
Los Angeles	(9)	82	40	27	15	220	205	95
San Jose	(12)	82	40	33	9	228	232	89
Edmonton	(13)	82	24	44	14	198	283	62
Arizona	(14)	82	24	50	8	170	272	56

2014-15 NHL LEADERS

INDIVIDUAL SCORING LEADERS

PLAYER	TEAM	GP	G	A	P	+/-	PIM	PP	SH	GW	S	%
Jamie Benn	Dallas	82	35	52	87	1	64	10	2	6	253	13.8
John Tavares	NY Islanders	82	38	48	86	5	46	13	0	8	278	13.7
Sidney Crosby	Pittsburgh	77	28	56	84	5	47	10	0	3	237	11.8
Alex Ovechkin	Washington	81	53	28	81	10	58	25	0	11	395	13.4
Jakub Voracek	Philadelphia	82	22	59	81	1	78	11	0	3	221	10.0
Nicklas Backstrom	Washington	82	18	60	78	5	40	3	0	3	153	11.8
Tyler Seguin	Dallas	71	37	40	77	-1	20	13	0	5	280	13.2
Jiri Hudler	Calgary	78	31	45	76	17	14	6	0	5	158	19.6
Daniel Sedin	Vancouver	82	20	56	76	5	18	4	0	5	226	8.8
Vladimir Tarasenko	St. Louis	77	37	36	73	27	31	8	0	6	264	14.0
Nick Foligno	Columbus	79	31	42	73	16	50	11	0	3	182	17.0
Claude Giroux	Philadelphia	81	25	48	73	-3	36	14	0	4	279	9.0
Henrik Sedin	Vancouver	82	18	55	73	11	22	5	0	0	101	17.8
Steven Stamkos	Tampa Bay	82	43	29	72	2	49	13	0	6	268	16.0
Tyler Johnson	Tampa Bay	77	29	43	72	33	24	8	0	6	203	14.3
Ryan Johansen	Columbus	82	26	45	71	-6	40	7	2	0	202	12.9
Joe Pavelski	San Jose	82	37	33	70	12	29	19	0	5	261	14.2
Evgeni Malkin	Pittsburgh	69	28	42	70	-2	60	9	0	4	212	13.2
Ryan Getzlaf	Anaheim	77	25	45	70	15	62	3	0	6	191	13.1
Rick Nash	NY Rangers	79	42	27	69	29	36	6	4	8	304	13.8
Max Pacioretty	Montreal	80	37	30	67	38	32	7	3	10	302	12.3
Logan Couture	San Jose	82	27	40	67	-6	12	6	2	4	263	10.3
Jonathan Toews	Chicago	81	28	38	66	30	36	6	2	7	192	14.6
Erik Karlsson	Ottawa	82	21	45	66	7	42	6	0	3	292	7.2
Henrik Zetterberg	Detroit	77	17	49	66	-6	32	4	0	3	227	7.5

DEFENSEMEN SCORING LEADERS

PLAYER	TEAM	GP	G	A	P	+/-	PIM	PP	SH	GW	S	%
Erik Karlsson	Ottawa	82	21	45	66	7	42	6	0	3	292	7.2
Brent Burns	San Jose	82	17	43	60	-9	65	7	0	2	245	6.9
P.K. Subban	Montreal	82	15	45	60	21	74	8	0	5	170	8.8
Dennis Wideman	Calgary	80	15	41	56	6	34	6	0	2	173	8.7
Roman Josi	Nashville	81	15	40	55	15	26	3	0	4	201	7.5
John Carlson	Washington	82	12	43	55	11	28	3	1	3	193	6.2
Kris Letang	Pittsburgh	69	11	43	54	12	79	2	1	1	197	5.6
Tyson Barrie	Colorado	80	12	41	53	5	26	2	0	0	139	8.6
Mark Streit	Philadelphia	81	9	43	52	-8	36	4	0	0	144	6.3
Keith Yandle	NY Rangers	84	6	46	52	-26	40	2	0	2	232	2.6
Andrei Markov	Montreal	81	10	40	50	22	38	4	0	1	135	7.4
Justin Faulk	Carolina	82	15	34	49	-19	30	7	2	4	238	6.3
Mark Giordano	Calgary	61	11	37	48	13	37	2	1	2	157	7.0
Drew Doughty	Los Angeles	82	7	39	46	3	56	1	0	2	219	3.2
Alex Pietrangolo	St. Louis	81	7	39	46	-2	28	1	0	2	195	3.6
Dustin Byfuglien	Winnipeg	69	18	27	45	5	124	5	0	3	209	8.6
Shea Weber	Nashville	78	15	30	45	15	72	5	1	2	237	6.3
Duncan Keith	Chicago	80	10	35	45	12	20	3	0	2	171	5.8
Mike Green	Washington	72	10	35	45	15	34	1	0	2	159	6.3
Niklas Kronwall	Detroit	80	9	35	44	-4	40	3	0	1	101	8.9
Kevin Shattenkirk	St. Louis	56	8	36	44	19	52	4	0	1	135	5.9

GOALS

PLAYER	TEAM	GP	G
A. Ovechkin	WSH	81	53
S. Stamkos	TBL	82	43
R. Nash	NYR	79	42
J. Tavares	NYI	82	38
M. Pacioretty	MTL	80	37
J. Pavelski	SJS	82	37
V. Tarasenko	STL	77	37
T. Seguin	DAL	71	37
J. Benn	DAL	82	35
C. Perry	ANA	67	33
Z. Parise	MIN	74	33
S. Monahan	CGY	81	31
R. Vrbata	VAN	79	31
N. Foligno	CBJ	79	31
J. Hudler	CGY	78	31

ASSISTS

PLAYER	TEAM	GP	A
N. Backstrom	WSH	82	60
J. Voracek	PHI	82	59
D. Sedin	VAN	82	56
S. Crosby	PIT	77	56
H. Sedin	VAN	82	55
J. Benn	DAL	82	52
J. Thornton	SJS	78	49
H. Zetterberg	DET	77	49
A. Kopitar	LAK	79	48
C. Giroux	PHI	81	48
J. Tavares	NYI	82	48
M. Ribeiro	NSH	82	47
O. Palat	TBL	75	47
K. Yandle	NYR	84	46

+/- RATING

PLAYER	TEAM	GP	+/-
N. Kucherov	TBL	82	38
M. Pacioretty	MTL	80	38
T. Johnson	TBL	77	33
O. Palat	TBL	75	31
J. Toews	CHI	81	30
R. Nash	NYR	79	29
V. Tarasenko	STL	77	27
J. Garrison	TBL	70	27
D. Stepan	NYR	68	26
B. Wheeler	WPG	79	26
H. Lindholm	ANA	78	25
T. Toffoli	LAK	76	25
N. Hjalmarsson	CHI	82	25

POWER PLAY GOALS

PLAYER	TEAM	GP	PPG
A. Ovechkin	WSH	81	25
J. Pavelski	SJS	82	19
W. Simmonds	PHI	75	14
G. Nyquist	DET	82	14
C. Giroux	PHI	81	14
S. Stamkos	TBL	82	13
T. Seguin	DAL	71	13
J. Tavares	NYI	82	13
T. Bozak	TOR	82	12
R. Vrbata	VAN	79	12
Z. Parise	MIN	74	11
M. Gaborik	LAK	69	11
N. Foligno	CBJ	79	11
J. Voracek	PHI	82	11

POWER PLAY ASSISTS

PLAYER	TEAM	GP	PPA
N. Backstrom	WSH	82	30
K. Yandle	NYR	84	27
M. Streit	PHI	81	26
H. Zetterberg	DET	77	24
E. Karlsson	OTT	82	24
C. Giroux	PHI	81	23
K. Letang	PIT	69	22
J. Spezza	DAL	82	22
J. Voracek	PHI	82	22
A. Markov	MTL	81	21
D. Sedin	VAN	82	21
K. Shattenkirk	STL	56	21
S. Crosby	PIT	77	21

POWER PLAY POINTS

PLAYER	TEAM	GP	PPP
C. Giroux	PHI	81	37
A. Ovechkin	WSH	81	34
N. Backstrom	WSH	82	33
J. Voracek	PHI	82	33
S. Crosby	PIT	77	31
J. Tavares	NYI	82	31
J. Pavelski	SJS	82	31
M. Streit	PHI	81	30
E. Karlsson	OTT	82	30
K. Yandle	NYR	84	29
T. Seguin	DAL	71	29
H. Zetterberg	DET	77	28

SHORTHANDED GOALS

PLAYER	TEAM	GP	SHG
T. Toffoli	LAK	76	5
B. Sutter	PIT	80	4
R. Nash	NYR	79	4
B. Wheeler	WPG	79	4
B. Boyle	TBL	82	3
A. Coglian	ANA	82	3
M. Frolik	WPG	82	3
J. Josefson	NJD	62	3
T. Rieder	ARI	72	3
Z. Girgensons	BUF	61	3
T. Plekanec	MTL	82	3
N. Kulemin	NYI	82	3
M. Pacioretty	MTL	80	3

SHORTHANDED ASSISTS

PLAYER	TEAM	GP	SHA
Z. Chara	BOS	63	3
A. Anisimov	CBJ	52	3
R. McDonagh	NYR	71	3
R. Josi	NSH	81	3
A. Larsson	NJD	64	3
J. Benn	DAL	82	3
D. Stepan	NYR	68	3

SHORTHANDED POINTS

PLAYER	TEAM	GP	SHP
T. Toffoli	LAK	76	6
J. Benn	DAL	82	5
D. Stepan	NYR	68	5
M. Pacioretty	MTL	80	5
R. Nash	NYR	68	5
B. Wheeler	WPG	79	5
T. Plekanec	MTL	82	4
N. Kulemin	NYI	82	4
B. Sutter	PIT	80	4

GAME-WINNING GOALS

PLAYER	TEAM	GP	GWG
A. Ovechkin	WSH	81	11
M. Pacioretty	MTL	80	10
M. Beleskey	ANA	65	8
M. Cammalleri	NJD	68	8
R. Nash	NYR	79	8
S. Monahan	CGY	81	8
J. Tavares	NYI	82	8

SHOTS

PLAYER	TEAM	GP	SHOTS
A. Ovechkin	WSH	81	395
R. Nash	NYR	79	304
M. Pacioretty	MTL	80	302
E. Karlsson	OTT	82	292
P. Kessel	TOR	82	280
T. Seguin	DAL	71	280
C. Giroux	PHI	81	279
J. Tavares	NYI	82	278
S. Stamkos	TBL	82	268
R. Vrbata	VAN	79	267

SHOOTING PERCENTAGE

PLAYER	TEAM	GP	G	S	%
A. Tanguay	COL	80	22	104	21.2
J. Hudler	CGY	78	31	158	19.6
B. Pouliot	EDM	58	19	105	18.1
H. Sedin	VAN	82	18	101	17.8
M. Cammalleri	NJD	68	27	156	17.3
E. Cole	DET	68	21	122	17.2
C. Perry	ANA	67	33	193	17.1
M. Fisher	NSH	59	19	111	17.1
N. Foligno	CBJ	79	31	182	17.0

* MINIMUM 82 SHOTS

INDIVIDUAL ROOKIE LEADERS

GOALS

PLAYER	TEAM	GP	G
M. Hoffman	OTT	79	27
F. Forsberg	NSH	82	26
M. Stone	OTT	80	26
A. Lee	NYI	76	25
J. Gaudreau	CGY	80	24
K. Hayes	NYR	79	27
D. Jaskin	STL	54	13
T. Rieder	ARI	72	13
M. Karlsson	SJS	53	13
B. Horvat	VAN	68	13
T. Pearson	LAK	42	12
C. Paquette	TBL	64	12
J. Jooris	CGY	60	12
A. Ekblad	FLA	81	12

ASSISTS

PLAYER	TEAM	GP	A
J. Gaudreau	CGY	80	40
M. Stone	OTT	80	38
F. Forsberg	NSH	82	37
J. Klingberg	DAL	65	29
J. Drouin	TBL	70	28
K. Hayes	NYR	79	28
A. Ekblad	FLA	81	27
E. Kuznetsov	WSH	80	26
R. Rakell	ANA	71	22
V. Rask	CAR	80	22
M. Hoffman	OTT	79	21
O. Klefbom	EDM	60	18
D. Pasternak	BOS	46	17
A. Wennberg	CBJ	68	16
A. Lee	NYI	76	16

+/- RATING

PLAYER	TEAM	GP	+/-
M. Stone	OTT	80	21
M. Hoffman	OTT	79	16
K. Hayes	NYR	79	15
F. Forsberg	NSH	82	15
T. Pearson	LAK	42	14
M. Dumba	MIN	58	13
A. Ekblad	FLA	81	12
D. Pasternak	BOS	46	12
A. Burakovsky	WSH	53	12
M. Dano	CBJ	35	12
C. Goloubef	CBJ	36	12
J. Gaudreau	CGY	80	11
E. Kuznetsov	WSH	80	10

POWER PLAY GOALS

PLAYER	TEAM	GP	PPG
J. Gaudreau	CGY	80	8
A. Ekblad	FLA	81	6
F. Forsberg	NSH	82	6
A. Lee	NYI	76	5
M. Stone	OTT	80	5
J. Jooris	CGY	60	4
L. Vey	VAN	75	4
E. Kuznetsov	WSH	80	4

POWER PLAY ASSISTS

PLAYER	TEAM	GP	PPA
F. Forsberg	NSH	82	13
J. Gaudreau	CGY	80	13
J. Klingberg	DAL	65	10
V. Rask	CAR	80	9
E. Kuznetsov	WSH	8	9
M. Stone	OTT	80	8
D. Severson	NJD	51	7
R. Rakell	ANA	71	7
A. Ekblad	FLA	81	7

POWER PLAY POINTS

PLAYER	TEAM	GP	PPP
J. Gaudreau	CGY	80	21
F. Forsberg	NSH	82	19
E. Kuznetsov	WSH	80	13
M. Stone	OTT	80	13
A. Ekblad	FLA	81	13
J. Klingberg	DAL	65	12
V. Rask	CAR	80	11
R. Rakell	ANA	71	9
D. Severson	NJD	51	7

SHORTHANDED GOALS

PLAYER	TEAM	GP	SHG
T. Rieder	ARI	72	3
C. Paquette	TBL	64	2
C. Cunningham	ARI	51	1
K. Hayes	NYR	79	1
M. Stone	OTT	80	1
A. Lowry	WPG	80	1
J. De La Rose	MTL	33	1
B. Horvat	VAN	68	1

SHORTHANDED ASSISTS

PLAYER	TEAM	GP	SHA
C. Goloubef	CBJ	36	1
N. Deslauriers	BUF	82	1
C. Jarnkrok	NSH	74	1
B. Goodrow	SJS	60	1
M. Tennyson	SJS	27	1

SHORTHANDED POINTS

PLAYER	TEAM	GP	SHP
T. Rieder	ARI	72	3
C. Paquette	TBL	64	2
11 Tied At 1			

GAME-WINNING GOALS

PLAYER	TEAM	GP	GWG
A. Lee	NYI	76	6
M. Stone	OTT	80	6
F. Forsberg	NSH	82	6
D. Jaskin	STL	54	4
J. Jooris	CGY	60	4
M. Hoffman	OTT	79	4
J. Gaudreau	CGY	80	4
A. Ekblad	FLA	81	4

SHOTS

PLAYER	TEAM	GP	S
F. Forsberg	NSH	82	237
M. Hoffman	OTT	79	199
A. Lee	NYI	76	197
T. Rieder	ARI	72	189
V. Rask	CAR	80	172
A. Ekblad	FLA	81	170
J. Gaudreau	CGY	80	167

SHOOTING PERCENTAGE

PLAYER	TEAM	GP	G	S	%
M. Stone	OTT	80	26	157	16.6
K. Hayes	NYR	79	17	111	15.3
J. Gaudreau	CGY	80	24	167	14.4
B. Horvat	VAN	68	13	93	14.0
M. Hoffman	OTT	79	27	199	13.6

* MINIMUM 82 SHOTS

GOALS-AGAINST AVERAGE

GOALTENDER	TEAM	GPI	MINS	GA	GAA
C. Price	MTL	66	3,977	130	1.96
D. Dubnyk	ARI-MIN	58	3,328	115	2.07
P. Rinne	NSH	64	3,851	140	2.18
C. Talbot	NYR	36	2,095	77	2.21
B. Holtby	WSH	73	4,247	157	2.22
J. Quick	LAK	72	4,184	156	2.24
S. Mason	PHI	51	2,885	108	2.25
H. Lundqvist	NYR	46	2,743	103	2.25
C. Schneider	NJD	69	3,924	148	2.26
B. Elliott	STL	46	2,546	96	2.26
C. Crawford	CHI	57	3,333	126	2.27
J. Allen	STL	37	2,077	79	2.28
O. Pavelec	WPG	50	2,838	108	2.28
T. Rask	BOS	70	4,063	156	2.30
B. Bishop	TBL	62	3,519	136	2.32

* MINIMUM 25 GAMES PLAYED

WINS

GOALTENDER	TEAM	GPI	MINS	W	L	OT
C. Price	MTL	66	3,977	44	16	6
P. Rinne	NSH	64	3,851	41	17	6
B. Holtby	WSH	73	4,247	41	20	10
B. Bishop	TBL	62	3,519	40	13	5
J. Halak	NYI	59	3,550	38	17	4
D. Dubnyk	MIN	58	3,328	36	14	4
J. Quick	LAK	72	4,184	36	22	13
F. Andersen	ANA	54	3,106	35	12	5
K. Lehtonen	DAL	65	3,698	34	17	10
M. Fleury	PIT	64	3,776	34	20	9
T. Rask	BOS	70	4,063	34	21	13
C. Crawford	CHI	57	3,333	32	20	5
A. Niemi	SJS	61	3,588	31	23	7
H. Lundqvist	NYR	46	2,743	30	13	3
S. Bobrovsky	CBJ	51	2,994	30	17	3

SAVE PERCENTAGE

GOALTENDER	TEAM	GPI	MINS	GA	SA	SV%	W	L	OT
C. Price	MTL	66	3,977	130	1,953	.933	44	16	6
D. Dubnyk	ARI-MIN	58	3,328	115	1,625	.929	36	14	4
S. Mason	PHI	51	2,885	108	1,490	.928	18	18	11
C. Talbot	NYR	36	2,095	77	1,038	.926	21	9	4
C. Schneider	NJD	69	3,924	148	1,982	.925	26	31	9
C. Crawford	CHI	57	3,333	126	1,661	.924	32	20	5
B. Holtby	WSH	73	4,247	157	2,044	.923	41	20	10
P. Rinne	NSH	64	3,851	140	1,807	.923	41	17	6
C. Anderson	OTT	35	2,093	87	1,134	.923	14	13	8
T. Rask	BOS	70	4,063	156	2,011	.922	34	21	13
H. Lundqvist	NYR	46	2,744	103	1,329	.922	30	13	3
S. Varlamov	COL	57	3,307	141	1,791	.921	28	20	8
R. Luongo	FLA	61	3,528	138	1,743	.921	28	19	12
E. Lack	VAN	41	2,324	95	1,201	.921	18	13	4
M. Fleury	PIT	64	3,776	146	1,831	.920	34	20	9

* MINIMUM 25 GAMES PLAYED

SHUTOUTS

GOALTENDER	TEAM	GPI	MINS	SO	W	L	OT
M. Fleury	PIT	64	3776	10	34	20	9
C. Price	MTL	66	3977	9	44	16	6
B. Holtby	WSH	73	4247	9	41	20	10
J. Halak	NYI	59	3550	6	38	17	4
J. Quick	LAK	72	4184	6	36	22	13
D. Dubnyk	MIN	58	3328	6	36	14	4
R. Miller	VAN	45	2542	6	29	15	1

NHL TEAM RANKINGS

GOALS FOR

RK	TEAM	TOTAL	GF/G
1	TBL	259	3.16
2	DAL	257	3.13
3	NYR	248	3.02
4	NYI	245	2.99
5	STL	239	2.91
6	CGY	237	2.89
7	WSH	237	2.89
8	VAN	236	2.88
9	OTT	232	2.83
10	DET	231	2.82
11	ANA	228	2.78
12	CBJ	227	2.77
13	MIN	227	2.77
14	NSH	226	2.76
15	SJS	224	2.73
16	WPG	223	2.72
17	CHI	220	2.68
18	LAK	218	2.66
19	PIT	217	2.65
20	MTL	214	2.61
21	PHI	212	2.59
22	COL	209	2.55
23	BOS	209	2.55
24	TOR	206	2.51
25	FLA	198	2.41
26	EDM	193	2.35
27	CAR	183	2.23
28	NJD	176	2.15
29	ARI	165	2.01
30	BUF	153	1.87

GOALS AGAINST

RK	TEAM	TOTAL	GA/G
1	MTL	184	2.24
2	CHI	186	2.27
3	NYR	187	2.28
4	LAK	197	2.40
5	STL	197	2.40
6	MIN	198	2.41
7	WSH	199	2.43
8	BOS	201	2.45
9	NSH	202	2.46
10	WPG	204	2.49
11	PIT	204	2.49
12	TBL	206	2.51
13	OTT	208	2.54
14	NJD	209	2.55
15	DET	211	2.57
16	FLA	213	2.60
17	CGY	213	2.60
18	CAR	219	2.67
19	VAN	220	2.68
20	ANA	221	2.70
21	COL	223	2.72
22	PHI	223	2.72
23	NYI	224	2.73
24	SJS	226	2.76
25	CBJ	248	3.02
26	TOR	257	3.13
27	DAL	257	3.13
28	ARI	267	3.26
29	BUF	269	3.28
30	EDM	276	3.37

PENALTY MINUTES

RK	TEAM	TOTAL	PIM/G
1	CAR	549	6.7
2	CHI	596	7.3
3	CGY	626	7.6
4	EDM	677	8.3
5	NSH	693	8.5
6	NYI	700	8.5
7	NYR	712	8.7
8	DET	724	8.8
9	MIN	728	8.9
10	FLA	733	8.9
11	LAK	744	9.1
12	SJS	760	9.3
13	NJD	760	9.3
14	COL	771	9.4
15	ARI	776	9.5
16	BOS	778	9.5
17	DAL	789	9.6
18	TBL	812	9.9
19	TOR	823	10.0
20	PHI	833	10.2
21	MTL	833	10.2
22	OTT	841	10.3
23	BUF	853	10.4
24	WSH	857	10.5
25	ANA	887	10.8
26	VAN	892	10.9
27	STL	904	11.0
28	CBJ	978	11.9
29	WPG	1068	13.0
30	PIT	1123	13.7

POWER PLAY

RK	TEAM	ADV	PPG	PCT
1	WSH	237	60	25.3
2	DET	294	70	23.8
3	PHI	256	60	23.4
4	STL	251	56	22.3
5	CBJ	244	53	21.7
6	SJS	254	55	21.6
7	ARI	230	46	20.0
8	NJD	212	41	19.3
9	VAN	238	46	19.3
10	PIT	254	49	19.3
11	LAK	247	47	19.0
12	DAL	290	55	19.0
13	CGY	255	48	18.8
14	TBL	282	53	18.8
15	CAR	240	45	18.8
16	NYI	267	50	18.7
17	WPG	269	48	17.8
18	BOS	213	38	17.8
19	EDM	232	41	17.7
20	CHI	261	46	17.6
21	NYR	232	39	16.8
22	OTT	280	47	16.8
23	MTL	243	40	16.5
24	FLA	246	40	16.3
25	NSH	259	42	16.2
26	TOR	283	45	15.9
27	MIN	246	39	15.8
28	ANA	235	37	15.7
29	COL	247	37	15.0
30	BUF	224	30	13.4

PENALTY KILL

RK	TEAM	TSH	GA	PCT
1	MIN	32	86.3	86.3
2	VAN	266	38	85.7
3	PIT	277	42	84.8
4	CAR	190	29	84.7
5	COL	241	37	84.6
6	NYR	235	37	84.3
7	MTL	257	42	83.7
8	TBL	257	42	83.7
9	STL	257	42	83.7
10	CHI	211	35	83.4
11	OTT	257	44	82.9
12	BOS	244	44	82.0
13	WPG	308	56	81.8
14	WSH	266	50	81.2
15	ANA	274	52	81.0
16	LAK	236	45	80.9
17	DET	288	55	80.9
18	NSH	234	45	80.8
19	DAL	254	49	80.7
20	CGY	186	36	80.6
21	NJD	268	52	80.6
22	TOR	266	52	80.4
23	CBJ	303	60	80.2
24	FLA	250	50	80.0
25	SJS	223	48	78.5
26	NYI	218	48	78.0
27	PHI	266	61	77.1
28	EDM	219	51	76.7
29	ARI	279	65	76.7
30	BUF	257	64	75.1

SH GF

RK	TEAM	SHG
1	NYI	10
2	WPG	10
3	NYR	9
4	ANA	9
5	DAL	9
6	BOS	8
7	NJD	7
8	BUF	7
9	MTL	7
10	TOR	7
11	TBL	7
12	LAK	7
13	PIT	6
14	OTT	6
15	CGY	6
16	VAN	6
17	CBJ	5
18	WSH	4
19	NSH	4
20	COL	4
21	EDM	4
22	SJS	4
23	MIN	4
24	ARI	4
25	PHI	3
26	CHI	3
27	DET	3
28	CAR	2
29	STL	2
30	FLA	1

SH GA

RK	TEAM	SHA
1	COL	2
2	VAN	2
3	LAK	2
4	NYI	3
5	BOS	3
6	CGY	3
7	MIN	3
8	MTL	4
9	CAR	4
10	WSH	4
11	NSH	5
12	STL	5
13	SJS	5
14	CBJ	5
15	WPG	5
16	NYR	6
17	PHI	6
18	FLA	6
19	TBL	6
20	ANA	6
21	CHI	7
22	EDM	7
23	DAL	7
24	ARI	7
25	NJD	8
26	BUF	8
27	OTT	8
28	DET	8
29	PIT	11
30	TOR	12

TEAM NOTES

COLUMBUS BLUE JACKETS COMPLETE 14TH NHL SEASON, EARN SECOND-STRAIGHT 40-WIN SEASON: The Columbus Blue Jackets completed their 14th season in the National Hockey League with a 42-35-5 record (89 pts.), finishing fifth in the Metropolitan Division, 11th in the Eastern Conference and 23rd in the NHL... After going 6-15-2 (.326) through its first 23 games, Columbus posted the sixth-best record in the NHL from Dec. 1 through the end of the season with a 36-20-3 mark (.636)... The Jackets sported the second-best record in the NHL in March and April at 16-4-1 (.786)... The 2014-15 season marks the first time in franchise history the Blue Jackets have posted back-to-back 40-win campaigns (club record 43 wins in 2013-14) and three consecutive winning seasons.

BLUE JACKETS AT HOME: The Blue Jackets posted a 19-20-2 record (40 pts.) at Nationwide Arena, scoring 112 goals (2.73 per game) and allowing 132 (3.22 per game) in 41 games... Columbus won its final six home games from Mar. 24-Apr. 10 to tie the franchise record for consecutive home wins (Dec. 26, 2007-Jan. 15, 2008)... In 14 seasons, Columbus is 265-221-71 in 557 home games (includes one loss vs. San Jose at Stockholm, Sweden).

COLUMBUS ON THE ROAD: The Blue Jackets posted a 23-15-3 record (49 pts.) on the road, scoring 115 goals (2.80 per game) and allowing 116 (2.83 per game) in 41 games to set club records for road wins and points in a season (21-17-3, 45 pts. in 2013-14)... After starting the season 2-7-1 on the road, the Jackets went 21-8-2 and finished the season with a club-record 9-0-1 mark in their last 10 road games (previous record was 6-0-2 stretch from Jan. 15-Feb. 18, 2011)... The Jackets set a franchise record with eight-straight road wins from Mar. 6-28, surpassing a six-game win streak set Jan. 19-Feb. 18, 2011... In 14 NHL seasons, Columbus is 186-304-67 in 557 road games (includes one win vs. San Jose at Stockholm, Sweden).

GOALS FOR/GOALS AGAINST: Overall – The Blue Jackets scored 227 goals in 82 games to average 2.77 goals per game this season (12th-T in NHL) and set a franchise record (226 in 2013-14)... The Jackets scored a season-high seven goals on Feb. 6 vs. St. Louis (7-1 win) and were shut out six times... The Blue Jackets allowed 248 goals in 82 games, averaging 3.02 goals-against per game (25th in NHL)... The club shut out its opponents on two occasions and surrendered one goal in 11 games... **Home –** Columbus scored 112 goals (2.73/21st-T in NHL) and allowed 132 goals-against (3.22/30th in NHL) in 41 home games... **Road –** Columbus scored 115 goals (2.80/8th in NHL) and allowed 116 goals-against (2.83/20th-T in NHL) in 41 road games.

ALL-STAR CELEBRATION: The Blue Jackets and the city of Columbus hosted the 2015 NHL All-Star Weekend from Jan. 22-25... Official league activities included the NHL Fan Fair that saw over 33,000 fans visit the Greater Columbus Convention Center, the 2015 NHL All-Star Fantasy Draft on Friday, Jan. 23 and sellout crowds in excess of 19,000 witnessing the 2015 Honda NHL All-Star Skills Competition on Saturday, Jan. 24 and the 60th NHL All-Star Game on Sunday, Jan. 25... The game saw the two teams combine to score an All-Star Game record 29 goals as Team Toews defeated Team Foligno 17-12... Jackets center Ryan Johansen was voted the game's Most Valuable Player after notching two goals and two assists for Team Foligno.

GONE STREAKING: The Blue Jackets set two new franchise records during a torrid end of the season finish that saw the club go 15-1-1 in its final 17 games... Columbus won a club-best nine consecutive games from Mar. 18-Apr. 4, eclipsing an eight-game winning streak set from Jan. 6-23, 2014... The club also set a new standard with a 13-game regulation unbeaten streak (12-0-1) from Mar. 18 through the end of the season, surpassing a 12-game 8-0-4 stretch from Feb. 26-Mar. 22, 2013.

COMEBACK VICTORIES: Columbus set a franchise record with eight multi-goal comeback victories during the 2014-15 season, surpassing five multi-goal deficit comeback wins in 2005-06, 2006-07 and 2010-11... The Jackets, who came from behind to win 12 times in their final 15 victories of the season, also set a club record with eight-straight comeback victories (over a span of nine games) from Mar. 10-27:

Oct. 23 at San Jose	Trailed 0-2... Won 5-4
Feb. 13 vs. Philadelphia	Trailed 1-3... Won 4-3 in OT
Mar. 10 at Carolina	Trailed 0-2 and 1-3... Won 4-3 in SO
Mar. 19 at Vancouver	Trailed 0-2... Won 6-2
Mar. 24 vs. Anaheim	Trailed 0-2... Won 5-3
Apr. 2 vs. NY Islanders	Trailed 1-3... Won 4-3 in SO
Apr. 4 vs. Pittsburgh	Trailed 0-2... Won 5-4
Apr. 11 at NY Islanders	Trailed 1-3... Won 5-4 in SO

ON THE POWER PLAY: Columbus converted 53-of-244 power play opportunities (21.7 percent), which ranked fifth in the NHL and was the best percentage in club history (54-of-280/19.3 pct. in 2013-14)... The club was 27-of-123 at home (22.0 pct./9th in NHL) and 26-of-121 on the road (21.5 pct./6th in NHL)... Columbus scored a power play goal in 45-of-82 games and was 24-20-1 in those contests... The Jackets scored a power play goal in a season-high seven consecutive games from Oct. 23-Nov. 4 (7-of-29/24.1 pct.)... Columbus scored three power play goals in a game three times (3-of-5 vs. Tampa Bay on Nov. 8; 3-of-4 at Philadelphia on Nov. 14; 3-of-5 at Carolina on Mar. 10)... The club's season high for attempts was six (1-of-6 vs. Ottawa on Oct. 28)... LW Nick Foligno registered 11-15-26 and C Ryan Johansen collected 7-19-26 to pace the club in PP scoring, while D Jack Johnson picked up 3-18-21... The following three players each notched 10 PP points – LW Scott Hartnell (8-8-16), RW Cam Atkinson (7-3-10) and D David Savard (3-7-10).

PENALTY KILLING: The Blue Jackets successfully killed off 243-of-303 opponent power plays (80.2 pct.), which ranked 23rd in the NHL... The club stopped 112-of-142 attempts at home (78.9 pct./27th in NHL) and 131-of-161 attempts on the road (81.4 pct./12th in NHL)... The club posted a 22-15-4 record in 41 games it did not allow a power play goal... The Blue Jackets didn't allow a power play goal in a season-high six-straight games from Dec. 13-27 (19-of-19)... Columbus was a season-best 6-of-6 in a 4-2 loss vs. Carolina on Nov. 4 and a 5-2 loss vs. the NY Islanders on Jan. 10.

SEASON NOTES

SHORTHANDED SCORING: The Blue Jackets scored five shorthanded goals, which ranked 17th in the NHL... The club scored one shorthanded goal at home (22nd-T in NHL) and four shorthanded goals on the road (7th-T in NHL)... C Artem Anisimov led the club in shorthanded scoring with 0-3-3, followed by C Ryan Johansen (2-0-2), D Fedor Tyutin (0-2-2), C Mark Letestu (1-0-1), RW Cam Atkinson (1-0-1), C Brandon Dubinsky (1-0-1), D Cody Golubev (0-1-1) and LW Matt Calvert (0-1-1)... The Jackets allowed five shorthanded goals, which ranked 11th-T in the NHL... The club allowed four shorthanded goals at home (21st-T in NHL) and one shorthanded on the road (1st-T in NHL).

Date	Opponent	Goal Scorer	Assists	Goalie	Per.	Time	Result
Oct. 23	at San Jose	Mark Letestu	Anisimov, Tyutin	Antti Niemi	2nd	12:13	W, 5-4
Feb. 6	St. Louis	Ryan Johansen	Artem Anisimov	Brian Elliott	2nd	5:06	W, 7-1
Feb. 19	at Pittsburgh	Brandon Dubinsky	Calvert, Tyutin	Marc-Andre Fleury	3rd	17:43	W, 2-1
Mar. 1	at Pittsburgh	Ryan Johansen		Marc-Andre Fleury	3rd	5:37	L, 3-5
Mar. 27	at Chicago	Cam Atkinson	Golubev, Anisimov	Corey Crawford	1st	15:46	W, 5-2

IN THE PENALTY BOX: The Blue Jackets accumulated 978 penalty minutes in 82 games, averaging 11.9 penalty minutes per game (28th in the NHL)... Columbus racked up a season-high 40 PIM (10 penalties) in a 5-3 loss vs. Washington on Mar. 3 and a season-low 2 PIM (1 penalty) in a 1-0 SO win at Detroit on Dec. 16... RW Jared Boll led the club with 109 PIM, while LW Scott Hartnell ranked second with 100 PIM.

ATTENDANCE REPORT: Columbus averaged 15,512 fans per game (635,973 total) with four sellouts in 41 home games at Nationwide Arena (capacity – 18,144) this season... The club's 5.5 pct. growth from 2013-14 was fifth-best in the NHL and represents a 13.6 pct. growth for the club since 2011... In 556 regular season games at Nationwide Arena since joining the NHL in 2000, the Blue Jackets have averaged 15,958 fans per game (8,872,544 total), which is 88.0 percent of capacity. There have been 159 sellouts.

CBJ VS. EASTERN/WESTERN CONFERENCE: The Blue Jackets posted a 26-23-5 record in games played against Eastern Conference opponents... The club was 15-11-4 within the Metropolitan Division and went 11-12-1 vs. the Atlantic Division... In 295 games all-time vs. the Eastern Conference, Columbus is 139-120-36... The Blue Jackets also posted a 16-12-0 mark vs. Western Conference teams, including an 8-6-0 record vs. Pacific Division clubs and an 8-6-0 mark vs. the Central Division... The Jackets won their final seven games vs. the West.

MISCELLANEOUS NEWS & NOTES: The Blue Jackets are 76-4-6 in their last 86 games when taking a lead into the third period, including a 20-2-2 mark in 2014-15... Columbus went 27-9-1 when scoring the game's first goal... The Blue Jackets registered 2,366 shots on goal (28.9/24th in the NHL) and allowed 2,742 shots-against (33.4/28th in the NHL)... The Jackets were outscored by the opposition 149-170 at 5-on-5... Columbus posted 2,510 hits (30.6 per game), which was fifth in the NHL... The club had 485 giveaways (5.9 per game), which was the third-lowest total in the NHL (St. Louis – 425, Florida – 472)... The Blue Jackets won 49.3 pct. of their face-offs taken (2,498-of-5,068), which ranked 17th in the NHL.

BLUE JACKETS IN OVERTIME: Columbus went 5-3 in games decided in overtime this season (14-5 including shootouts)... The club was 3-1 at home (7-2 including shootouts) and 2-2 on the road (7-3 including shootouts)... The Blue Jackets are 107-105-33 (W-OTL/SOL-T) in 245 all-time OT games (including shootouts).

Overtime Wins – 5

Date	Opponent	GWG	Assist(s)	Opp. Goaltender	Time	Score
Dec. 9, 2014	Philadelphia	Kevin Connauton	Ryan Johansen	Steve Mason	1:58	3-2
Dec. 11, 2014	at Washington	Nick Foligno	Johnson, Johansen	Braden Holtby	4:41	3-2
Feb. 13, 2015	Philadelphia	Artem Anisimov	Wisniewski, Foligno	Ray Emery	2:17	4-3
Mar. 21, 2015	at Calgary	Rene Bourque	Connauton, Tyutin	Karri Ramo	4:01	3-2
Mar. 31, 2015	New Jersey	Jack Johnson	Savard, Johansen	Cory Schneider	0:56	3-2

Overtime Losses – 3

Date	Opponent	GWG	Assist(s)	CBJ Goaltender	Time	Score
Nov. 7, 2014	at Carolina	Elias Lindholm	Staal, Rask	Curtis McElhinney	4:22	2-3
Dec. 18, 2014	Washington	Eric Fehr	Mike Green	Sergei Bobrovsky	0:42	4-5
Apr. 6, 2015	at NY Rangers	Derek Stepan	Keith Yandle	Sergei Bobrovsky	4:10	3-4

SHOOTOUT REPORT: Columbus went 9-2 in shootouts in 2014-15, converting 16-of-46 attempts (34.8 pt.) and stopping 38-of-46 (82.6 pt.)... The nine victories were tied for second-most in the NHL and the most in a single season in club history (eight in 2005-06)... The Blue Jackets were 4-1 at home, converting 7-of-26 attempts (26.9 pct.) and stopping 23-of-26 attempts (88.5 pct.)... The Jackets were 5-1 on the road, converting 9-of-20 attempts (45.0 pct.) and stopping 15-of-20 opponent attempts (75.0 pct.).

SHOOTOUT RESULTS (Bold indicates goal; Underline indicates deciding goal)

Date	Opponent	CBJ Shooters	OPP Shooters	CBJ Goalie	Opp Goalie	Result
Nov. 21	vs. Boston	19, 13, 42, 38, 71, 41, 11	18, 53, 37, 34, 47, 21, 76	Bobrovsky	Svedberg	L, 4-3
Dec. 4	at Florida	13, 11, 71, 19	11, 36, 24, 27	Bobrovsky	Luongo	W, 4-3
Dec. 13	vs. Pittsburgh	13, 19 , 71	71, 58 , 16	Bobrovsky	Greiss	W, 4-3
Dec. 16	at Detroit	13, 19, 38	13 , 14, 40	Bobrovsky	Howard	W, 1-0
Dec. 20	vs. Chicago	13, 19, 71, 11, 9 , 4, 17, 41, 7	19, 88, 10, 91, 65 , 81, 23, 20, 29	Bobrovsky	Crawford	W, 3-2
Feb. 22	at NY Rangers	55 , 19, 13	26 , 10, 61	McElhinney	Talbot	L, 4-3
Mar. 10	at Carolina	55, 42, 19	16, 49, 53	Bobrovsky	Ward	W, 4-3
Mar. 13	vs. Edmonton	55, 19, 42, 7, 41	93, 10, 8, 14, 16	Bobrovsky	Scrivens	W, 5-4
Mar. 18	at Edmonton	55, 19, 41	93, 14 , 8	McElhinney	Scrivens	W, 4-3
Apr. 2	vs. NY Islanders	55 , 19	51, 21	Bobrovsky	Halak	W, 4-3
Apr. 11	at NY Islanders	55, 19, 41, 13	91 , 21, 86, 15	McElhinney	Halak	W, 5-4

NO.	PLAYER	RD. 1	RD. 2	RD. 3	RD. 4	RD. 5	RD. 6	RD. 7	RD. 8	RD. 9	TOTAL	S PCT.	GWG
19	Ryan Johansen	0-1	4-8	1-1	1-1						6-11	.546	3
13	Cam Atkinson	1-4	0-1	0-1	1-1						2-7	.286	1
42	Artem Anisimov		0-1	0-2							0-3	.000	0
38	Boone Jenner			1-1	0-1						1-2	.500	1
71	Nick Foligno			0-3		0-1					0-4	.000	0
41	Alexander Wennberg			2-2		1-1	0-1		0-1		3-5	.600	2
11	Matt Calvert		0-1		0-1			0-1			0-3	.000	0
9	Jeremy Morin						1-1				1-1	1.000	0
4	Kevin Connauton							0-1			0-1	.000	0
17	Brandon Dubinsky								0-1		0-1	.000	0
7	Jack Johnson					0-1				1-1	1-2	.500	1
55	Mark Letestu	2-6									2-6	.333	1

NO.	GOALTENDER	RD. 1	RD. 2	RD. 3	RD. 4	RD. 5	RD. 6	RD. 7	RD. 8	RD. 9	TOTAL	SV PCT.	REC
72	Sergei Bobrovsky	7-8	7-8	7-7	4-4	2-3	2-2	1-2	1-1	1-1	32-36	.889	7-1
30	Curtis McElhinney	1-3	2-3	2-3	1-1						6-10	.600	2-1

CBJ RECORD WHEN...

Player	Goal	Assist	Point	Multi-Point
Josh Anderson	0-0-0	0-1-0	0-1-0	0-0-0
Artem Anisimov	6-0-1	11-6-2	17-6-2	1-0-1
Cam Atkinson	15-4-0	13-3-1	24-7-1	7-0-0
Sergei Bobrovsky	0-0-0	0-2-0	0-2-0	0-0-0
Jared Boll	1-0-0	3-0-1	4-0-1	0-0-0
Rene Bourque	3-0-0	0-0-0	3-0-0	1-0-0
Matt Calvert	8-2-1	8-1-1	13-3-2	5-0-0
Michael Chaput	0-0-1	4-0-0	4-0-1	0-0-0
Sean Collins	0-0-0	1-1-0	1-1-0	0-0-0
Kevin Connauton	7-2-0	8-0-1	13-2-1	2-0-0
Adam Cracknell	0-0-0	1-0-0	1-0-0	0-0-0
Marko Dano	4-1-2	9-2-1	10-3-2	4-0-1
Brandon Dubinsky	9-2-1	14-3-0	20-5-1	9-0-0
Tim Erixon	0-1-0	1-2-0	1-3-0	1-1-0
Justin Falk	1-0-0	1-0-0	1-0-0	1-0-0
Nick Foligno	13-9-2	20-12-4	29-18-4	10-4-3
Brian Gibbons	0-0-0	1-2-1	1-2-1	0-1-0
Cody Golubev	0-0-0	6-0-1	6-0-1	2-0-0
Scott Hartnell	14-6-1	18-7-0	27-12-1	13-2-1
Boone Jenner	8-1-0	4-1-1	10-2-1	2-1-1
Ryan Johansen	13-9-1	21-15-2	28-22-2	10-4-1
Jack Johnson	4-2-2	17-12-0	21-14-2	2-1-0
William Karlsson	1-0-0	1-0-0	2-0-0	0-0-0
Jordan Leopold	0-1-0	1-0-1	1-1-1	0-0-0
Mark Letestu	5-1-0	5-0-0	10-1-0	2-0-0
Jeremy Morin	2-0-0	1-1-2	3-1-2	0-0-0
Ryan Murray	1-0-0	1-1-0	2-1-0	0-0-0
Dalton Prout	0-0-0	5-2-0	5-2-0	1-0-0
Kerby Rychel	0-0-0	2-0-0	2-0-0	1-0-0
David Savard	5-5-1	15-7-0	20-11-1	2-2-0
Jack Skille	4-2-0	0-2-0	4-4-0	0-0-0
Frederic St. Denis	0-0-0	0-0-1	0-0-1	0-0-0
Corey Tropp	1-0-0	6-1-0	6-1-0	1-0-0
Fedor Tyutin	2-1-0	7-3-1	8-4-1	2-0-0
Alexander Wennberg	2-2-0	10-3-1	11-5-1	3-0-0
James Wisniewski	4-3-0	9-7-1	12-10-1	3-1-0

BLUE JACKETS CAREER

Goal	Assist	Point	Multi-Point
0-0-0	0-1-0	0-1-0	0-0-0
22-11-4	28-10-2	47-19-5	8-3-1
35-10-4	38-10-2	61-18-6	19-2-0
0-0-0	1-2-0	1-2-0	0-0-0
15-8-3	19-8-5	33-14-8	2-2-0
3-0-0	0-0-0	3-0-0	1-0-0
23-11-4	30-8-3	46-18-7	11-1-1
0-0-1	4-1-0	4-1-1	0-0-0
0-0-0	1-1-1	1-1-1	0-0-0
7-2-0	8-0-1	13-2-1	2-0-0
0-0-0	1-0-0	1-0-0	0-0-0
4-1-2	9-2-1	10-3-2	4-0-1
25-3-2	41-15-5	52-18-6	24-0-2
0-1-0	3-4-1	3-5-1	1-1-0
1-0-0	1-0-0	1-0-0	1-0-0
30-13-3	38-20-9	61-29-10	17-5-4
0-0-0	1-2-1	1-2-1	0-1-0
1-0-0	6-0-1	7-0-1	2-0-0
14-6-1	18-7-0	27-12-1	13-2-1
17-6-0	14-3-2	27-8-2	5-3-1
41-19-4	50-29-5	75-43-8	26-8-1
12-6-4	45-28-12	55-32-6	9-3-0
1-0-0	1-0-0	2-0-0	0-0-0
0-1-0	1-0-1	1-1-1	0-0-0
25-12-2	34-11-6	54-22-7	11-1-2
2-0-0	1-1-2	3-1-2	0-0-0
4-1-0	15-4-0	18-5-0	1-0-0
2-1-0	14-3-0	16-4-0	1-0-0
0-0-0	2-0-0	2-0-0	1-0-0
11-6-1	25-14-1	32-19-2	6-2-0
7-3-0	0-2-0	7-5-0	0-0-0
0-0-0	0-0-1	0-0-1	0-0-0
2-1-0	11-3-0	12-4-0	1-0-0
18-14-5	71-42-14	81-55-19	15-8-1
2-2-0	10-3-1	11-5-1	3-0-0
17-6-2	51-25-5	60-30-7	16-3-0

SEASON NOTES

BLUE JACKETS MULTI-POINT GAMES

	GOALS			ASSISTS			POINTS		
	2	3+	TOTAL	2	3+	TOTAL	2	3+	TOTAL
Artem Anisimov	-	-	-	1	-	1	2	-	2
Cam Atkinson	1	1	2	1	-	1	6	1	7
Rene Bourque	1	-	1	-	-	-	1	-	1
Matt Calvert	2	-	2	-	-	-	5	-	5
Kevin Connauton	-	-	-	1	-	1	1	1	2
Marko Dano	1	-	1	1	-	1	4	1	5
Brandon Dubinsky	1	-	1	4	1	5	8	1	9
Tim Erixon	-	-	-	2	-	2	2	-	2
Justin Falk	-	-	-	-	-	-	1	-	1
Nick Foligno	5	1	6	4	1	5	12	5	17
Brian Gibbons	-	-	-	1	-	1	1	-	1
Cody Goloubef	-	-	-	2	-	2	2	-	2
Scott Hartnell	5	1	6	4	1	5	13	3	16
Boone Jenner	-	-	-	2	-	2	4	-	4
Ryan Johansen	3	-	3	4	1	5	12	3	15
Jack Johnson	-	-	-	3	-	3	3	-	3
Mark Letestu	1	-	1	1	-	1	2	-	2
Dalton Prout	-	-	-	1	-	1	1	-	1
Kerby Rychel	-	-	-	1	-	1	1	-	1
David Savard	-	-	-	3	-	3	4	-	4
Corey Tropp	-	-	-	-	-	-	1	-	1
Fedor Tyutin	-	-	-	1	-	1	2	-	2
Alexander Wennberg	-	-	-	2	-	2	3	-	3
James Wisniewski	1	-	1	2	1	3	2	2	4

BLUE JACKETS “THREE STARS OF THE GAME” AWARD

(1ST STAR-5 PTS.; 2ND STAR-3 PTS.; 3RD STAR-1 PT.)

PLAYER	1ST STAR	2ND STAR	3RD STAR	PTS.
Sergei Bobrovsky	8	3	7	56
Nick Foligno	5	2	7	38
Ryan Johansen	2	8	2	36
Scott Hartnell	2	4	3	25
Cam Atkinson	4	1	1	24
Boone Jenner	2	3	3	22
Curtis McElhinney	1	4	4	21
Brandon Dubinsky	3	1	3	21
Matt Calvert	3	0	3	18
Jack Johnson	2	2	0	16
Marko Dano	1	3	1	15
Kevin Connauton	3	0	0	15
David Savard	1	2	2	13
James Wisniewski	2	0	0	10
Alexander Wennberg	1	0	0	5
Mark Letestu	0	1	1	4
Artem Anisimov	0	1	1	4
Justin Falk	0	1	0	3
Cody Goloubef	0	1	0	3
Fedor Tyutin	0	1	0	3
Jack Skille	0	0	2	2
Jordan Leopold	0	0	1	1
Kerby Rychel	0	0	1	1
Ryan Murray	0	0	1	1

PLAYER NOTES

FOLIGNO BREAKS OUT WITH 30-GOAL, 70-POINT ALL-STAR SEASON: LW Nick Foligno became the fourth player in Blue Jackets history to reach the 30-goal plateau (Rick Nash, Geoff Sanderson and Ryan Johansen) and is one of four players to hit the 70-point mark (Ray Whitney, Rick Nash, Ryan Johansen) after he posted a career-high 31-42-73, 50 penalty minutes and a +16 plus/minus rating in 79 games in 2014-15. He led the Jackets in goals (ranked 12th-T in the NHL and 8th-T highest total in CBJ history), points (10th-T in NHL), plus/minus, multi-point games (17) and shots (182). He surpassed his previous career highs of 18 goals (2013-14) and 32 assists and 47 points collected with the Ottawa Senators in 2011-12. Foligno skated in his first NHL All-Star Game, registering a goal and an assist, and served as captain of the home team at Nationwide Arena on Jan. 25. He posted a career-high eight-game point streak from Dec. 27-Jan. 14 (2-7-9) and was named the NHL's Third Star of the Week from Mar. 30-Apr. 5 after recording 4-1-5 in three games, including the first hat trick of his NHL career on Apr. 4 vs. Pittsburgh.

BOBROVSKY BECOMES FIRST CBJ GOALTENDER WITH BACK-TO-BACK 30-WIN SEASONS: G Sergei Bobrovsky went 30-17-3 with a 2.69 goals-against average, .918 save percentage and two shutouts in 51 games in 2014-15, becoming the first goaltender in club history to earn 30 wins in back-to-back seasons (32-20-5 in 2013-14). In addition to his two shutouts, he allowed two goals 14 times and one goal in nine games. After returning from a groin injury in early-March, Bobrovsky went 14-2-1 with a 2.39 GAA and a .927 SV% in 18 appearances to end the season and set a personal and club record with 10 victories in the month of March. Named to his first NHL All-Star Game (DNP-injury), Bobrovsky was the NHL's Second Star of the Week for Dec. 1-7 after going 3-0-0 with a 1.62 GAA and .956 SV% in three games, including a personal and club record 52 saves Dec. 1 at Florida. He was also named the NHL's Third Star of the Month for December after going 9-1-1 with a 2.13 GAA and .937 SV%.

JOHANSEN COLLECTS CAREER-BEST 71 POINTS, ALL-STAR GAME MVP HONORS: C Ryan Johansen joined LW Nick Foligno as the first teammates in CBJ history to post 70 points in the same season as he collected 26-45-71 and 40 penalty minutes in 82 games. He led the club and set new career highs in assists (15th-T in the NHL and 4th-highest in CBJ history) and points after posting 33-30-63 with 43 PIM in 82 games during the 2013-14 season. He was named the NHL First Star of the Week ending Jan. 25 after an MVP performance with 2-2-4 at the NHL All-Star Game at Nationwide Arena on Jan. 25. He posted three point streaks of at least nine games this season, including a franchise-record and NHL season-best 13-game streak from Dec. 18-Jan. 18 (8-8-16). He also picked up points in 10 consecutive games to start the season (5-8-13) and had a nine-game streak from Mar. 15-Apr. 2 (4-8-12).

HARTNELL'S CBJ DEBUT A SUCCESS: LW Scott Hartnell recorded 28-32-60, 100 penalty minutes, a +1 plus/minus rating, eight power play goals, two game-winners, 204 shots and 160 hits in 77 games in his first season with the Blue Jackets. The 2014-15 campaign marked the third time in his 14-year career he has registered 60 points (career-high 37-30-67 in 82 games with Philadelphia in 2011-12). He set a franchise single-month record with 11 goals in March, tying Washington's Alex Ovechkin for the NHL lead, and notched his eighth career hat trick on Mar. 24 vs. Anaheim. Hartnell became the 297th player in NHL history (27th active) to play in 1,000 games on Feb. 9 vs. Los Angeles.

JOHNSON'S 40 POINTS RANK THIRD ALL-TIME AMONG CBJ DEFENSEMEN: D Jack Johnson collected 8-32-40 with 44 PIM in 79 games to post the third-highest point total by a defenseman in club history (James Wisniewski – 51 in 2013-14, Jaroslav Spacek – 45 in 2002-03). The 2014-15 season was the second time in his NHL career he hit the 40-point mark (5-37-42 in 82 games in 2010-11 with Los Angeles). Johnson led the club in blocked shots (131) and TOI (24:09), while ranking ninth-T among NHL defensemen in power play points with 3-18-21. He had a career-high +4 plus/minus rating on Feb. 6 vs. St. Louis and his first three-game goal streak (regular season) from Mar. 28-Apr. 2.

SAVARD PRODUCES BIG ON THE BLUELINE: D David Savard tallied 11-25-36, 71 PIM and an even plus/minus rating while playing in all 82 games in 2014-15. His 11 goals were tied for the second-most by a defenseman in club history (12, Bryan Berard in 2005-06; 11-Jamie Heward in 2000-01) and his 36 points ranked fourth in club history. He set career highs in his second full NHL season after posting 5-10-15 with 28 penalty minutes in 70 games in 2013-14. Savard, who posted a career-high four-game assist/point streak from Mar. 28-Apr. 4 (0-4-4), led Columbus in hits (195), finished second in TOI (22:56) and third in blocked shots (105).

ATKINSON NETS 20 GOALS, 40 POINTS FOR SECOND-STRAIGHT SEASON: RW Cam Atkinson tallied 22-18-40 and 22 PIM in 78 games, ranking fourth on the club in goals and points (tied) in his third full NHL season. He had previously posted a career high 21-19-40 with 22 penalty minutes in 79 games in 2013-14. He also tied the franchise record with seven game-winning goals (Rick Nash, 2010-11 and 2003-04; Geoff Sanderson, 2000-01), added seven power play goals and one shorthanded tally. He was named the NHL's Second Star of the Week for Mar. 23-29 after recording three multi-point games (4-3-7), including his second career hat trick Mar. 27 at Chicago. He tied a career best with a four-game point streak (3-2-5) from Oct. 9-17.

MISCELLANEOUS PLAYER NEWS & NOTES: C Brandon Dubinsky ranked fifth-T on the club in goals with 13 and sixth-T in points with 36 despite playing in just 47 games... D Kevin Connauton scored nine goals, including four game-winners, which is the fourth-highest total by a defenseman in club history... C Marko Dano led Blue Jackets rookies in goals and points with 8-13-21 in 35 games and recorded 4-10-14 with three multi-point efforts in his final 15 contests of the season... C Alexander Wennberg led Columbus rookies in assists and games played, finishing with 4-16-20 in 68 games, including 2-7-9 in the last 11 contests... LW Matt Calvert set a career high with 13 goals... RW Jared Boll picked up a team-leading 109 PIM in 72 games to give him 1,134 PIM in 488 career games, the most in club history.

FINAL STATISTICS

NO.	PLAYER		POS	GP	G	A	P	+/-	PIM	PP	SH	GW	OT	S	%	TOI/G	SFT/G	FO%
71	Nick Foligno		LW	79	31	42	73	16	50	11	0	3	1	182	17.0	18:49	24.6	47.5
19	Ryan Johansen		C	82	26	45	71	-6	40	7	2	0	0	202	12.9	19:30	25.2	52.0
43	Scott Hartnell		LW	77	28	32	60	1	100	8	0	2	0	204	13.7	17:17	22.5	50.0
13	Cam Atkinson		RW	78	22	18	40	-2	22	7	1	7	0	212	10.4	16:59	23.2	44.4
7	Jack Johnson		D	79	8	32	40	-13	44	3	0	1	1	141	5.7	24:09	27.0	0
17	Brandon Dubinsky		C	47	13	23	36	11	43	0	1	1	0	100	13.0	18:03	25.3	50.8
58	David Savard		D	82	11	25	36	0	71	3	0	3	0	112	9.8	22:56	26.4	100
21	*James Wisniewski		D	56	8	21	29	-10	34	7	0	2	0	127	6.3	21:24	24.7	0
42	Artem Anisimov		C	52	7	20	27	-6	8	0	0	2	1	88	8.0	16:22	22.2	44.5
11	Matt Calvert		LW	56	13	10	23	1	28	0	0	3	0	93	14.0	15:59	22.5	60.0
56	+Marko Dano		C	35	8	13	21	12	14	0	0	1	0	84	9.5	13:15	18.0	43.2
4	Kevin Connauton	DAL	D	8	0	2	2	4	6	0	0	0	0	10	0.0	12:05	17.5	0
		CBJ	D	54	9	10	19	1	29	0	0	4	1	86	10.5	16:49	20.8	0
		TOT	D	62	9	12	21	5	35	0	0	4	1	96	9.4	16:12	20.3	0
41	+Alexander Wennberg		C	68	4	16	20	-19	22	1	0	0	0	85	4.7	15:37	21.9	42.7
38	Boone Jenner		C	31	9	8	17	-5	12	2	0	2	0	83	10.8	18:16	24.4	49.4
51	Fedor Tyutin		D	67	3	12	15	8	40	0	0	0	0	56	5.4	19:55	25.2	0
18	David Clarkson	TOR	RW	58	10	5	15	-11	92	1	0	1	0	93	10.8	13:52	18.1	31.8
		CBJ	RW	3	0	0	0	-1	14	0	0	0	0	2	0.0	12:18	16.0	50.0
		TOT	RW	61	10	5	15	-12	106	1	0	1	0	95	10.5	13:47	18.0	34.2
32	Rene Bourque	MTL	RW	13	0	2	2	-9	6	0	0	0	0	18	0.0	12:20	16.6	60.0
		ANA	RW	30	2	6	8	-4	12	1	0	0	0	44	4.5	12:07	15.8	20.0
		CBJ	RW	8	4	0	4	-2	4	1	0	1	1	23	17.4	14:59	21.6	0
		TOT	RW	51	6	8	14	-15	22	2	0	1	1	85	7.1	12:38	16.9	40.0
55	Mark Letestu		C	54	7	6	13	-9	0	0	1	1	0	63	11.1	13:20	19.9	52.9
29	+Cody Goloubef		D	36	0	9	9	12	19	0	0	0	0	23	0.0	15:33	19.9	0
10	Jack Skille		RW	45	6	2	8	-18	16	0	0	0	0	95	6.3	12:31	17.4	37.5
26	Corey Tropp		RW	61	1	7	8	-14	76	0	0	0	0	22	4.5	8:45	13.7	50.0
47	Dalton Prout		D	63	0	8	8	-14	85	0	0	0	0	64	0.0	18:24	22.8	0
9	Jeremy Morin	CHI	LW	15	0	0	0	0	15	0	0	0	0	28	0.0	7:44	11.1	100.0
		CBJ	LW	28	2	4	6	1	13	0	0	0	0	45	4.4	11:31	16.5	25.0
		TOT	LW	43	2	4	6	1	28	0	0	0	0	73	2.7	10:11	14.7	40.0
20	*Tim Erixon		D	19	1	5	6	-3	4	1	0	0	0	20	5.0	16:57	20.0	0
40	Jared Boll		RW	72	1	4	5	-13	109	0	0	0	0	28	3.6	7:16	11.6	0
39	+Michael Chaput		C	33	1	4	5	-8	21	0	0	0	0	23	4.3	10:11	15.2	48.6
23	Brian Gibbons		C	25	0	5	5	2	8	0	0	0	0	21	0.0	13:49	20.8	44.4
20	+William Karlsson	ANA	C	18	2	1	3	1	2	0	0	1	0	24	8.3	12:08	16.0	48.8
		CBJ	C	3	1	1	2	2	0	0	0	0	0	5	20.0	12:46	16.7	39.4
		TOT	C	21	3	2	5	3	2	0	0	1	0	29	10.3	12:13	16.1	47.2
4	*Jordan Leopold	STL	D	7	0	0	0	0	2	0	0	0	0	1	0.0	13:04	18.3	0
		CBJ	D	18	1	2	3	-7	9	1	0	0	0	21	4.8	17:14	21.4	0
		TOT	D	25	1	2	3	-7	11	1	0	0	0	22	4.5	16:04	20.5	0
27	Ryan Murray		D	12	1	2	3	1	8	1	0	0	0	8	12.5	18:54	23.3	0
52	+Kerby Rychel		LW	5	0	3	3	3	2	0	0	0	0	4	0.0	10:41	16.2	0
44	Justin Falk	MIN	D	13	0	0	0	-6	7	0	0	0	0	10	0.0	10:41	16.2	0
		CBJ	D	5	1	1	2	-3	7	0	0	0	0	8	12.5	15:13	20.4	0
		TOT	D	18	1	1	2	-9	14	0	0	0	0	18	5.6	10:49	16.5	0
37	+Sean Collins		C	8	0	2	2	0	2	0	0	0	0	4	0.0	10:20	15.8	40.0
32	*Adam Cracknell		RW	17	0	1	1	-8	2	0	0	0	0	17	0.0	9:56	14.2	34.5
53	+Josh Anderson		RW	6	0	1	1	-1	2	0	0	0	0	10	0.0	13:27	19.8	0
28	Frédéric St-Denis		D	4	0	1	1	-1	0	0	0	0	0	2	0.0	13:17	17.8	0
34	Dana Tyrell		C	3	0	0	0	-1	0	0	0	0	0	1	0.0	6:56	11.7	0
25	Luke Adam		C	3	0	0	0	0	4	0	0	0	0	0	0.0	6:26	10.3	0
12	Ryan Craig		C	2	0	0	0	0	0	0	0	0	0	2	0.0	7:16	11.5	0
NO.	GOALTENDER		GP	MIN	W	L	OT	SO	SA	SV	SV%	GA	GAA		G	A	PIM	
72	Sergei Bobrovsky		51	2994	30	17	3	2	1632	1498	0.918	134	2.69		0	2	4	
30	Curtis McElhinney		32	1710	12	14	2	0	949	867	0.914	82	2.88		0	0	0	
31	+Anton Forsberg		5	256	0	4	0	0	149	129	0.866	20	4.69		0	0	0	

*Traded Player

+Rookie

SCORING AND GOALTENDING BREAKDOWN

PLAYER	EVEN STRENGTH			POWER PLAY			SHORTHANDED			HOME					ROAD				
	G	A	P	G	A	P	G	A	P	GP	G	A	P	+/-	GP	G	A	P	+/-
Nick Foligno	20	27	47	11	15	26	0	0	0	40	19	20	39	11	39	12	22	34	5
Ryan Johansen	17	26	43	7	19	26	2	0	2	41	12	26	38	-5	41	14	19	33	-1
Scott Hartnell	20	24	44	8	8	16	0	0	0	37	17	9	26	-10	40	11	23	34	11
Cam Atkinson	14	15	29	7	3	10	1	0	1	40	10	7	17	-4	38	12	11	23	2
Jack Johnson	5	14	19	3	18	21	0	0	0	40	6	19	25	-7	39	2	13	15	-6
Brandon Dubinsky	12	16	28	0	7	7	1	0	1	24	4	17	21	8	23	9	6	15	3
David Savard	8	18	26	3	7	10	0	0	0	41	5	16	21	4	41	6	9	15	-4
James Wisniewski	1	14	15	7	7	14	0	0	0	28	1	13	14	-15	28	7	8	15	5
Artem Anisimov	7	13	20	0	4	4	0	3	3	26	4	9	13	-3	26	3	11	14	-3
Matt Calvert	13	9	22	0	0	0	0	1	1	29	7	5	12	-2	27	6	5	11	3
Marko Dano	8	13	21	0	0	0	0	0	0	17	3	7	10	1	18	5	6	11	11
Alexander Wennberg	3	13	16	1	3	4	0	0	0	36	1	6	7	-14	32	3	10	13	-5
Kevin Connauton	9	7	16	0	3	3	0	0	0	25	6	6	12	-3	29	3	4	7	4
Boone Jenner	7	5	12	2	3	5	0	0	0	17	5	2	7	-10	14	4	6	10	5
Fedor Tyutin	3	9	12	0	1	1	0	2	2	32	1	4	5	2	35	2	8	10	6
Mark Letestu	6	5	11	0	1	1	1	0	1	25	1	5	6	-6	29	6	1	7	-3
Cody Goloubef	0	8	8	0	0	0	0	1	1	14	0	1	1	-2	22	0	8	8	14
Jack Skille	6	2	8	0	0	0	0	0	0	22	3	0	3	-12	23	3	2	5	-6
Corey Tropp	1	7	8	0	0	0	0	0	0	31	1	4	5	-7	30	0	3	3	-7
Dalton Prout	0	8	8	0	0	0	0	0	0	34	0	5	5	-5	29	0	3	3	-9
Jeremy Morin	2	4	6	0	0	0	0	0	0	15	2	3	5	3	13	0	1	1	-2
Tim Erixon	0	1	1	1	4	5	0	0	0	9	0	2	2	-4	10	1	3	4	1
Jared Boll	1	4	5	0	0	0	0	0	0	37	1	2	3	-6	35	0	2	2	-7
Michael Chaput	1	4	5	0	0	0	0	0	0	17	1	2	3	-5	16	0	2	2	-3
Brian Gibbons	0	4	4	0	1	1	0	0	0	13	0	2	2	1	12	0	3	3	1
Rene Bourque	3	0	3	1	0	1	0	0	0	3	0	0	0	-3	5	4	0	4	1
Jordan Leopold	0	2	2	1	0	1	0	0	0	11	1	2	3	-4	7	0	0	0	-3
Ryan Murray	0	2	2	1	0	1	0	0	0	8	1	0	1	1	4	0	2	2	0
Kerby Rychel	0	3	3	0	0	0	0	0	0	2	0	1	1	1	3	0	2	2	2
Justin Falk	1	1	2	0	0	0	0	0	0	3	0	0	0	-2	2	1	1	2	-1
William Karlsson	1	1	2	0	0	0	0	0	0	1	0	1	1	0	2	1	0	1	2
Sean Collins	0	2	2	0	0	0	0	0	0	3	0	0	0	0	5	0	2	2	0
Adam Cracknell	0	1	1	0	0	0	0	0	0	9	0	1	1	-2	8	0	0	0	-6
Josh Anderson	0	1	1	0	0	0	0	0	0	2	0	0	0	-1	4	0	1	1	0
Frédéric St-Denis	0	1	1	0	0	0	0	0	0	2	0	0	0	-1	2	0	1	1	0
David Clarkson	0	0	0	0	0	0	0	0	0	2	0	0	0	-1	1	0	0	0	0
Dana Tyrell	0	0	0	0	0	0	0	0	0	1	0	0	0	-1	2	0	0	0	0
Luke Adam	0	0	0	0	0	0	0	0	0	1	0	0	0	0	2	0	0	0	0
Ryan Craig	0	0	0	0	0	0	0	0	0	0	0	0	0	0	2	0	0	0	0

GOALTENDER	HOME				ROAD				TOTAL			
	GP	REC	GAA	SV%	GP	REC	GAA	SV%	GP	REC	GAA	SV%
Sergei Bobrovsky	28	15-10-2	2.73	.915	23	15-7-1	2.62	.922	51	30-17-3	2.69	.918
Curtis McElhinney	13	4-8-0	3.23	.893	19	8-6-2	2.65	.925	32	12-14-2	2.88	.914
Anton Forsberg	3	0-2-0	4.82	.851	2	0-2-0	4.54	.880	5	0-4-0	4.69	.866

TIME ON ICE/FACE-OFF REPORT

TIME ON ICE

PLAYER	GP	TOTAL		EVEN STRENGTH		SHORTHANDED		POWER PLAY		SHIFTS	TOI/S	SFT/G
		TOI	TOI/G	TOI	TOI/G	TOI	TOI/G	TOI	TOI/G			
Jack Johnson	79	1,909:06	24:09	1,446:43	18:18	248:18	3:08	214:05	2:42	2,133	54	27.0
David Savard	82	1,881:24	22:56	1,486:10	18:07	235:17	2:52	159:57	1:57	2,165	52	26.4
James Wisniewski	56	1,199:18	21:24	911:24	16:16	107:20	1:55	180:34	3:13	1,383	52	24.7
Fedor Tyutin	67	1,334:54	19:55	1,121:25	16:44	191:14	2:51	22:15	0:19	1,689	47	25.2
Ryan Johansen	82	1,599:11	19:30	1,254:00	15:17	109:56	1:20	235:15	2:52	2,064	46	25.2
Ryan Murray	12	226:54	18:54	196:56	16:24	20:45	1:43	9:13	0:46	280	49	23.3
Nick Foligno	79	1,487:33	18:49	1,181:37	14:57	106:07	1:20	199:49	2:31	1,945	46	24.6
Dalton Prout	63	1,160:10	18:24	1,009:03	16:01	147:21	2:20	3:46	0:03	1,437	48	22.8
Boone Jenner	31	566:22	18:16	457:56	14:46	40:11	1:17	68:15	2:12	755	45	24.4
Brandon Dubinsky	47	848:53	18:03	642:14	13:39	113:13	2:24	93:26	1:59	1,187	43	25.3
Scott Hartnell	77	1,331:52	17:17	1,122:48	14:34	4:06	0:03	204:58	2:39	1,736	46	22.5
Jordan Leopold	18	310:25	17:14	287:34	15:58	12:33	0:41	10:18	0:34	385	48	21.4
Cam Atkinson	78	1,325:18	16:59	1,068:44	13:42	76:18	0:58	180:16	2:18	1,813	44	23.2
Tim Erixon	19	322:17	16:57	255:54	13:28	1:07	0:03	65:16	3:26	380	51	20.0
Kevin Connauton	54	908:41	16:49	810:22	15:00	1:27	0:01	96:52	1:47	1,121	49	20.8
Artem Anisimov	52	851:48	16:22	663:41	12:45	104:25	2:00	83:42	1:36	1,152	44	22.2
Matt Calvert	56	895:39	15:59	733:47	13:06	111:38	1:59	50:14	0:53	1,258	43	22.5
Alexander Wennberg	68	1,062:28	15:37	842:01	12:22	122:15	1:47	98:12	1:26	1,488	43	21.9
Cody Goloubef	36	560:21	15:33	527:35	14:39	30:53	0:51	1:53	0:03	715	47	19.9
Justin Falk	5	76:05	15:13	67:18	13:27	8:43	1:44	0:04	0:00	102	45	20.4
Rene Bourque	8	119:56	14:59	109:20	13:40	0:18	0:02	10:18	1:17	173	42	21.6
Brian Gibbons	25	345:45	13:49	283:17	11:19	45:51	1:50	16:27	0:39	519	40	20.8
Josh Anderson	6	80:42	13:27	80:34	13:25	0:00	0:00	0:08	0:01	119	41	19.8
Mark Letestu	54	720:16	13:20	548:30	10:09	145:29	2:41	26:17	0:29	1,072	40	19.9
Frédéric St-Denis	4	53:11	13:17	51:51	12:57	1:20	0:20	0:00	0:00	71	45	17.8
Marko Dano	35	464:00	13:15	454:37	12:59	1:53	0:03	7:30	0:12	631	44	18.0
William Karlsson	3	38:19	12:46	37:51	12:37	0:28	0:09	0:00	0:00	50	46	16.7
Jack Skille	45	563:33	12:31	555:19	12:20	3:14	0:04	5:00	0:06	783	43	17.4
David Clarkson	3	36:54	12:18	32:21	10:47	0:00	0:00	4:33	1:31	48	46	16.0
Jeremy Morin	28	322:34	11:31	313:34	11:11	0:01	0:00	8:59	0:19	463	42	16.5
Kerby Rychel	5	53:28	10:41	52:59	10:35	0:00	0:00	0:29	0:05	81	40	16.2
Sean Collins	8	82:40	10:20	82:13	10:16	0:00	0:00	0:27	0:03	126	39	15.8
Michael Chaput	33	336:34	10:11	302:47	9:10	31:23	0:57	2:24	0:04	500	40	15.2
Adam Cracknell	17	169:06	9:56	158:18	9:18	9:30	0:33	1:18	0:04	242	42	14.2
Corey Tropp	61	533:58	8:45	530:59	8:42	0:19	0:00	2:40	0:02	834	38	13.7
Ryan Craig	2	14:33	7:16	14:33	7:16	0:00	0:00	0:00	0:00	23	38	11.5
Jared Boll	72	523:47	7:16	523:04	7:15	0:00	0:00	0:43	0:00	833	38	11.6
Dana Tyrell	3	20:49	6:56	20:49	6:56	0:00	0:00	0:00	0:00	35	36	11.7
Luke Adam	3	19:20	6:26	19:20	6:26	0:00	0:00	0:00	0:00	31	37	10.3

FACE-OFF REPORT

PLAYER	GP	EVEN STRENGTH		POWER PLAY		SHORTHANDED		TOTAL FACE-OFFS			
		W	L	W	L	W	L	W	L	TOTAL	FO%
Ryan Johansen	82	608	555	131	119	112	113	851	787	1638	52.0
Brandon Dubinsky	47	332	331	47	43	57	49	436	423	859	50.8
Alexander Wennberg	68	246	331	16	18	26	37	288	386	674	42.7
Mark Letestu	54	274	222	6	8	39	54	319	284	603	52.9
Boone Jenner	31	119	120	20	21	12	14	151	155	306	49.4
Michael Chaput	33	133	141	1	1	9	9	143	151	294	48.6
Nick Foligno	79	108	121	7	7	10	10	125	138	263	47.5
Artem Anisimov	52	76	101	12	13	14	13	102	127	229	44.5
Adam Cracknell	17	19	36	1	0	0	2	20	38	58	34.5
Marko Dano	35	16	21	0	0	0	0	16	21	37	43.2
William Karlsson	3	13	19	0	0	0	1	13	20	33	39.4
Scott Hartnell	77	7	6	0	1	0	0	7	7	14	50.0
Matt Calvert	56	2	3	2	0	2	1	6	4	10	60.0
David Clarkson	3	5	5	0	0	0	0	5	5	10	50.0
Cam Atkinson	78	1	4	1	0	2	1	4	5	9	44.4
Brian Gibbons	25	4	4	0	0	0	1	4	5	9	44.4
Jack Skille	45	2	5	1	0	0	0	3	5	8	37.5
Sean Collins	8	2	3	0	0	0	0	2	3	5	40.0
Jeremy Morin	28	0	3	1	0	0	0	1	3	4	25.0
Corey Tropp	61	1	1	0	0	0	0	1	1	2	50.0
Jared Boll	72	0	2	0	0	0	0	0	2	2	0.0

GAME-BY-GAME RESULTS

DATE	OPPONENT	DEC	RECORD	SCORE	GOALS	PP	PK	SF-SA	W-GOALIE	L-GOALIE	ATT
Oct. 09 '14	at BUF	W	1-0-0	3-1	10,13p,42	1-4	1-1	40-22	Bobrovsky	Enroth	18,215
Oct. 11 '14	NYR	W	2-0-0	5-2	42,71,13,56,13	0-4	3-3	24-26	Bobrovsky	Talbot	18,922
Oct. 14 '14	DAL	L	2-1-0	2-4	19,19p	1-4	1-1	35-35	Lehtonen	Bobrovsky	15,995
Oct. 17 '14	CGY	W	3-1-0	3-2	10,19p,11	1-5	4-4	26-31	Bobrovsky	Ramo	15,987
Oct. 18 '14	at OTT	L	3-2-0	2-3	71,58	0-3	2-2	40-35	Lehner	Bobrovsky	18,994
Oct. 23 '14	at SJS	W	4-2-0	5-4	19,55s,19,71p,55	1-5	4-5	28-37	Bobrovsky	Niemi	17,562
Oct. 24 '14	at ANA	L	4-3-0	1-4	43p	1-4	2-4	17-34	Gibson	Bobrovsky	15,778
Oct. 26 '14	at LAK	L	4-4-0	2-5	20p,55	1-3	3-4	24-27	Quick	Bobrovsky	18,230
Oct. 28 '14	OTT	L	4-5-0	2-5	58p,13	1-6	2-4	38-34	Lehner	McElhinney	14,749
Oct. 31 '14	TOR	L	4-6-0	1-4	13p	1-4	1-2	29-27	Bernier	McElhinney	14,479
Nov. 01 '14	at NJD	L	4-7-0	2-3	10,71p	1-4	4-6	34-29	Schneider	Forsberg	13,542
Nov. 04 '14	CAR	L	4-8-0	2-4	71p,71	1-3	6-6	19-37	Ward	McElhinney	15,638
Nov. 07 '14	at CAR	OTL	4-8-1	2-3	43,43	0-4	6-7	31-35	Ward	McElhinney	11,540
Nov. 08 '14	TBL	L	4-9-1	4-7	43p,43p,19,71p	3-5	1-3	32-38	Nabokov	McElhinney	14,892
Nov. 11 '14	at WSH	L	4-10-1	2-4	13,58	0-4	4-5	26-32	Holtby	McElhinney	18,506
Nov. 14 '14	at PHI	W	5-10-1	4-3	21p,71p,71,21p	3-4	1-3	38-27	McElhinney	Mason	19,789
Nov. 15 '14	SJS	W	6-10-1	2-1	58,13p	1-3	3-3	28-37	Bobrovsky	Niemi	15,950
Nov. 18 '14	DET	L	6-11-1	0-5		0-3	3-5	28-40	Howard	Bobrovsky	15,438
Nov. 21 '14	BOS	SOL	6-11-2	3-4	19,71,7	0-2	1-1	28-41	Svedberg	Bobrovsky	15,030
Nov. 22 '14	at PHI	L	6-12-2	2-4	38p,11	1-3	3-4	22-37	Mason	Bobrovsky	19,846
Nov. 25 '14	WPG	L	6-13-2	2-4	3p,19	1-5	2-4	34-32	Hutchinson	Bobrovsky	13,745
Nov. 28 '14	VAN	L	6-14-2	0-5	20	0-3	2-2	31-30	Miller	Bobrovsky	14,121
Nov. 29 '14	at NSH	L	6-15-2	1-2	19p	1-4	4-4	22-42	Rinne	McElhinney	16,548
Dec. 01 '14	FLA	W	7-15-2	2-1	11,38	0-2	2-3	23-25	Bobrovsky	Montoya	12,309
Dec. 04 '14	at FLA	SOW	8-15-2	4-3	71,13,38	0-1	4-5	20-55	Bobrovsky	Luongo	7,788
Dec. 06 '14	at TBL	W	9-15-2	3-1	38,58p,10	1-4	2-2	20-34	Bobrovsky	Bishop	17,467
Dec. 09 '14	PHI	OTW	10-15-2	3-2	38p,43p,4	2-4	3-4	24-21	Bobrovsky	Mason	14,196
Dec. 11 '14	at WSH	OTW	11-15-2	3-2	71,4,71p	1-3	5-6	23-41	Bobrovsky	Holtby	18,506
Dec. 13 '14	PIT	SOW	12-15-2	4-3	71p,38,7	1-5	4-4	27-36	Bobrovsky	Greiss	18,663
Dec. 16 '14	at DET	SOW	13-15-2	1-0		0-3	1-1	29-30	Bobrovsky	Howard	20,027
Dec. 18 '14	WSH	OTL	13-15-3	4-5	7p,71p,71,39	2-4	3-3	26-36	Holtby	Bobrovsky	13,722
Dec. 20 '14	CHI	SOW	14-15-3	3-2	10,4	0-2	4-4	19-41	Bobrovsky	Crawford	18,164
Dec. 22 '14	NSH	L	14-16-3	1-5	41p	1-2	4-4	31-35	Rinne	Bobrovsky	14,573
Dec. 27 '14	BOS	W	15-16-3	6-2	43,43,4,71p,11,9	1-2	3-3	30-28	McElhinney	Svedberg	16,795
Dec. 31 '14	MIN	W	16-16-3	3-1	4,58p,19	1-2	3-4	26-29	Bobrovsky	Kuemper	18,040
Jan. 03 '15	at ARI	L	16-17-3	3-6	51,21p,19	1-3	1-4	26-34	Smith	Bobrovsky	13,159
Jan. 04 '15	at COL	W	17-17-3	4-3	17,17,19,58	0-3	4-4	27-29	McElhinney	Varlamov	14,780
Jan. 06 '15	at DAL	W	18-17-3	4-2	21,19p,4,55	1-5	5-5	20-26	Bobrovsky	Lindback	17,123
Jan. 09 '15	at TOR	L	18-18-3	2-5	19,19p	1-2	2-4	20-32	Bernier	Bobrovsky	18,965
Jan. 10 '15	NYI	L	18-19-3	2-5	7p,71	1-3	6-6	18-40	Johnson	Bobrovsky	16,589
Jan. 14 '15	MTL	L	18-20-3	2-3	4,19p	1-1	4-7	16-31	Price	Bobrovsky	14,964
Jan. 16 '15	NYR	L	18-21-3	1-2	43	0-3	1-1	36-26	Lundqvist	Bobrovsky	16,104
Jan. 17 '15	at BOS	W	19-21-3	3-1	19p,11,11	1-3	2-2	31-35	McElhinney	Rask	17,565
Jan. 19 '15	at MIN	W	20-21-3	3-1	17,21p,43	1-2	3-4	23-26	Bobrovsky	Dubnyk	19,064
Jan. 21 '15	at WPG	L	20-22-3	0-4		0-4	3-3	29-29	Hutchinson	Bobrovsky	15,016
Jan. 27 '15	WSH	W	21-22-3	4-3	55,19,51,13	0-5	3-3	30-28	McElhinney	Holtby	16,514
Jan. 29 '15	at FLA	L	21-23-3	2-3	7,41	0-2	3-3	33-31	Luongo	McElhinney	7,917
Jan. 31 '15	at TBL	L	21-24-3	1-3	19	0-3	4-4	35-34	Bishop	McElhinney	18,477
Feb. 03 '15	ARI	L	21-25-3	1-4	21p	1-3	1-3	31-29	Smith	Forsberg	14,108
Feb. 06 '15	STL	W	22-25-3	7-1	71,13,19s,26,71,11,43	0-0	3-4	33-33	McElhinney	Elliott	16,321
Feb. 07 '15	at OTT	W	23-25-3	4-1	13,71,43,55	0-1	3-3	33-35	McElhinney	Lehner	16,891
Feb. 09 '15	LAK	L	23-26-3	3-4	10,43,58	0-1	1-1	26-44	Quick	McElhinney	14,703
Feb. 13 '15	PHI	OTW	24-26-3	4-3	17,40,13,42	0-1	2-3	33-25	McElhinney	Emery	16,403
Feb. 14 '15	at NYI	L	24-27-3	3-6	17,13,71	0-4	4-4	37-46	Halak	Forsberg	15,678
Feb. 17 '15	at PHI	W	25-27-3	5-2	21p,19,11,17,11	1-1	2-2	25-44	McElhinney	Emery	19,082
Feb. 19 '15	at PIT	W	26-27-3	2-1	43,17s	0-4	2-2	30-30	McElhinney	Fleury	18,597
Feb. 21 '15	at MTL	L	26-28-3	1-3	71	0-4	2-3	32-24	Price	McElhinney	21,286
Feb. 22 '15	at NYR	SOL	26-28-4	3-4	56,42,58	0-3	4-4	30-37	Talbot	McElhinney	18,006
Feb. 24 '15	BUF	L	26-29-4	2-4	11,4	0-4	2-3	47-31	Neuvirth	Forsberg	13,671
Feb. 26 '15	MTL	L	26-30-4	2-5	17,56	0-2	2-2	27-27	Price	McElhinney	12,357
Feb. 28 '15	NJD	L	26-31-4	0-2		0-3	4-4	33-19	Schneider	McElhinney	17,814
Mar. 01 '15	at PIT	L	26-32-4	3-5	21p,19s,71	1-3	3-6	25-41	Fleury	McElhinney	18,581
Mar. 03 '15	WSH	L	26-33-4	3-5	58,43,43p	1-2	1-2	30-33	Holtby	Bobrovsky	12,915
Mar. 06 '15	at NJD	W	27-33-4	3-2	44,17,56	0-2	4-5	24-23	Bobrovsky	Schneider	16,213
Mar. 07 '15	COL	L	27-34-4	0-4		0-2	4-6	44-33	Varlamov	McElhinney	16,599
Mar. 10 '15	at CAR	SOW	28-34-4	4-3	32p,43p,43p,19	3-5	2-4	32-32	Bobrovsky	Ward	10,418
Mar. 12 '15	at DET	W	29-34-4	3-1	51,43,13p	1-3	5-6	26-42	Bobrovsky	Howard	20,027
Mar. 13 '15	EDM	SOW	30-34-4	5-4	56,13p,42,43	1-4	2-5	31-35	Bobrovsky	Scrivens	14,317
Mar. 15 '15	CAR	L	30-35-4	2-3	71p,43	1-4	5-6	24-27	Khudobin	Bobrovsky	15,258
Mar. 18 '15	at EDM	SOW	31-35-4	4-3	58, 19, 55	0-1	5-6	20-47	McElhinney	Scrivens	16,839
Mar. 19 '15	at VAN	W	32-35-4	6-2	32,56,13p,56,43,41	1-1	2-2	33-40	Bobrovsky	Lack	18,668
Mar. 21 '15	at CGY	OTW	33-35-4	3-2	32,42,32	0-0	4-5	26-40	Bobrovsky	Ramo	19,289
Mar. 24 '15	ANA	W	34-35-4	5-3	43p,19,43,71,43	1-3	4-5	27-40	Bobrovsky	Gibson	14,044
Mar. 27 '15	at CHI	W	35-35-4	5-2	19,13,4,13s,13	0-1	5-5	27-33	Bobrovsky	Crawford	22,187
Mar. 28 '15	at STL	W	36-35-4	4-2	20,7p,38,13	1-2	5-6	17-31	Bobrovsky	Elliott	19,431
Mar. 31 '15	NJD	OTW	37-35-4	3-2	71p,17,7	1-4	1-2	31-26	Bobrovsky	Schneider	14,524
Apr. 02 '15	NYI	SOW	38-35-4	4-3	17,7,19	0-2	2-2	39-28	Bobrovsky	Halak	15,361
Apr. 04 '15	PIT	W	39-35-4	5-3	71,11,71,43,71	0-3	3-3	35-36	Bobrovsky	Fleury	18,513
Apr. 06 '15	at NYR	OTL	39-35-5	3-4	11,56,17	0-3	3-3	32-42	Lundqvist	Bobrovsky	18,006
Apr. 08 '15	TOR	W	40-35-5	5-0	42,38,43,27p,9	1-2	4-4	33-35	Bobrovsky	Reimer	15,631
Apr. 10 '15	BUF	W	41-35-5	4-2	71,11,13,38	0-1	2-3	40-25	Bobrovsky	Lindback	17,855
Apr. 11 '15	at NYI	SOW	42-35-5	5-4	13p,17,41,43	1-3	3-3	37-52	McElhinney	Halak	16,170

GAME-BY-GAME RESULTS

HOME											
DATE	OPPONENT	DEC	RECORD	SCORE	CBJ GOAL SCORERS	PP	PK	SF-SA	W-GOALIE	L-GOALIE	ATT
Oct. 11 '14	NYR	W	1-0-0	5-2	42,71,13,56,13	0-4	3-3	24-26	Bobrovsky	Talbot	18,922
Oct. 14 '14	DAL	L	1-1-0	2-4	19,19p	1-4	1-1	35-35	Lehtonen	Bobrovsky	15,995
Oct. 17 '14	CGY	W	2-1-0	3-2	10,19p,11	1-5	4-4	26-31	Bobrovsky	Ramo	15,987
Oct. 28 '14	OTT	L	2-2-0	2-5	58p,13	1-6	2-4	38-34	Lehner	McElhinney	14,749
Oct. 31 '14	TOR	L	2-3-0	1-4	13p	1-4	1-2	29-27	Bernier	McElhinney	14,479
Nov. 04 '14	CAR	L	2-4-0	2-4	71p,71	1-3	6-6	19-37	Ward	McElhinney	15,638
Nov. 08 '14	TBL	L	2-5-0	4-7	43p,43p,19,71p	3-5	1-3	32-38	Nabokov	McElhinney	14,892
Nov. 15 '14	SJS	W	3-5-0	2-1	58,13p	1-3	3-3	28-37	Bobrovsky	Niemi	15,950
Nov. 18 '14	DET	L	3-6-0	0-5		0-3	3-5	28-40	Howard	Bobrovsky	15,438
Nov. 21 '14	BOS	SOL	3-6-1	3-4	19,71,7	0-2	1-1	28-41	Svedberg	Bobrovsky	15,030
Nov. 25 '14	WPG	L	3-7-1	2-4	3p,19	1-5	2-4	34-32	Hutchinson	Bobrovsky	13,745
Nov. 28 '14	VAN	L	3-8-1	0-5	20	0-3	2-2	31-30	Miller	Bobrovsky	14,121
Dec. 01 '14	FLA	W	4-8-1	2-1	11,38	0-2	2-3	23-25	Bobrovsky	Montoya	12,309
Dec. 09 '14	PHI	OTW	5-8-1	3-2	38p,43p,4	2-4	3-4	24-21	Bobrovsky	Mason	14,196
Dec. 13 '14	PIT	SOW	6-8-1	4-3	71p,38,7	1-5	4-4	27-36	Bobrovsky	Greiss	18,663
Dec. 18 '14	WSH	OTL	6-8-2	4-5	7p,71p,71,39	2-4	3-3	26-36	Holtby	Bobrovsky	13,722
Dec. 20 '14	CHI	SOW	7-8-2	3-2	10,4	0-2	4-4	19-41	Bobrovsky	Crawford	18,164
Dec. 22 '14	NSH	L	7-9-2	1-5	41p	1-2	4-4	31-35	Rinne	Bobrovsky	14,573
Dec. 27 '14	BOS	W	8-9-2	6-2	43,43,4,71p,11,9	1-2	3-3	30-28	McElhinney	Svedberg	16,795
Dec. 31 '14	MIN	W	9-9-2	3-1	4,58p,19	1-2	3-4	26-29	Bobrovsky	Kuemper	18,040
Jan. 10 '15	NYI	L	9-10-2	2-5	7p,71	1-3	6-6	18-40	Johnson	Bobrovsky	16,589
Jan. 14 '15	MTL	L	9-11-2	2-3	4,19p	1-1	4-7	16-31	Price	Bobrovsky	14,964
Jan. 16 '15	NYR	L	9-12-2	1-2	43	0-3	1-1	36-26	Lundqvist	Bobrovsky	16,104
Jan. 27 '15	WSH	W	10-12-2	4-3	55,19,51,13	0-5	3-3	30-28	McElhinney	Holtby	16,514
Feb. 03 '15	ARI	L	10-13-2	1-4	21p	1-3	1-3	31-29	Smith	Forsberg	14,108
Feb. 06 '15	STL	W	11-13-2	7-1	71,13,19s,26,71,11,43	0-0	3-4	33-33	McElhinney	Elliott	16,321
Feb. 09 '15	LAK	L	11-14-2	3-4	10,43,58	0-1	1-1	26-44	Quick	McElhinney	14,703
Feb. 13 '15	PHI	OTW	12-14-2	4-3	17,40,13,42	0-1	2-3	33-25	McElhinney	Emery	16,403
Feb. 24 '15	BUF	L	12-15-2	2-4	11,4	0-4	2-3	47-31	Neuvirth	Forsberg	13,671
Feb. 26 '15	MTL	L	12-16-2	2-5	17,56	0-2	2-2	27-27	Price	McElhinney	12,357
Feb. 28 '15	NJD	L	12-17-2	0-2		0-3	4-4	33-19	Schneider	McElhinney	17,814
Mar. 03 '15	WSH	L	12-18-2	3-5	58,43,43p	1-2	1-2	30-33	Holtby	Bobrovsky	12,915
Mar. 07 '15	COL	L	12-19-2	0-4		0-2	4-6	44-33	Varlamov	McElhinney	16,599
Mar. 13 '15	EDM	SOW	13-19-2	5-4	56,13p,42,43	1-4	2-5	31-35	Bobrovsky	Scrivens	14,317
Mar. 15 '15	CAR	L	13-20-2	2-3	71p,43	1-4	5-6	24-27	Khudobin	Bobrovsky	15,258
Mar. 24 '15	ANA	W	14-20-2	5-3	43p,19,43,71,43	1-3	4-5	27-40	Bobrovsky	Gibson	14,044
Mar. 31 '15	NJD	OTW	15-20-2	3-2	71p,17,7	1-4	1-2	31-26	Bobrovsky	Schneider	14,524
Apr. 02 '15	NYI	SOW	16-20-2	4-3	17,7,19	0-2	2-2	39-28	Bobrovsky	Halak	15,361
Apr. 04 '15	PIT	W	17-20-2	5-3	71,11,71,43,71	0-3	3-3	35-36	Bobrovsky	Fleury	18,513
Apr. 08 '15	TOR	W	18-20-2	5-0	42,38,43,27p,9	1-2	4-4	33-35	Bobrovsky	Reimer	15,631
Apr. 10 '15	BUF	W	19-20-2	4-2	71,11,13,38	0-1	2-3	40-25	Bobrovsky	Lindback	17,855
ROAD											
DATE	OPPONENT	DEC	RECORD	SCORE	GOALS	PP	PK	SF-SA	W-GOALIE	L-GOALIE	ATT
Oct. 09 '14	at BUF	W	1-0-0	3-1	10,13p,42	1-4	1-1	40-22	Bobrovsky	Enroth	18,215
Oct. 18 '14	at OTT	L	1-1-0	2-3	71,58	0-3	2-2	40-35	Lehner	Bobrovsky	18,994
Oct. 23 '14	at SJS	W	2-1-0	5-4	19,55s,19,71p,55	1-5	4-5	28-37	Bobrovsky	Niemi	17,562
Oct. 24 '14	at ANA	L	2-2-0	1-4	43p	1-4	2-4	17-34	Gibson	Bobrovsky	15,778
Oct. 26 '14	at LAK	L	2-3-0	2-5	20p,55	1-3	3-4	24-27	Quick	Bobrovsky	18,230
Nov. 01 '14	at NJD	L	2-4-0	2-3	10,71p	1-4	4-6	34-29	Schneider	Forsberg	13,542
Nov. 07 '14	at CAR	OTL	2-4-1	2-3	43,43	0-4	6-7	31-35	Ward	McElhinney	11,540
Nov. 11 '14	at WSH	L	2-5-1	2-4	13,58	0-4	4-5	26-32	Holtby	McElhinney	18,506
Nov. 14 '14	at PHI	W	3-5-1	4-3	21p,71p,71,21p	3-4	1-3	38-27	McElhinney	Mason	19,789
Nov. 22 '14	at PHI	L	3-6-1	2-4	38p,11	1-3	3-4	22-37	Mason	Bobrovsky	19,846
Nov. 29 '14	at NSH	L	3-7-1	1-2	19p	1-4	4-4	22-42	Rinne	McElhinney	16,548
Dec. 04 '14	at FLA	SOW	4-7-1	4-3	71,13,38	0-1	4-5	20-55	Bobrovsky	Luongo	7,788
Dec. 06 '14	at TBL	W	5-7-1	3-1	38,58p,10	1-4	2-2	20-34	Bobrovsky	Bishop	17,467
Dec. 11 '14	at WSH	OTW	6-7-1	3-2	71,4,71p	1-3	5-6	23-41	Bobrovsky	Holtby	18,506
Dec. 16 '14	at DET	SOW	7-7-1	1-0		0-3	1-1	29-30	Bobrovsky	Howard	20,027
Jan. 03 '15	at ARI	L	7-8-1	3-6	51,21p,19	1-3	1-4	26-34	Smith	Bobrovsky	13,159
Jan. 04 '15	at COL	W	8-8-1	4-3	17,17,19,58	0-3	4-4	27-29	McElhinney	Varlamov	14,780
Jan. 06 '15	at DAL	W	9-8-1	4-2	21,19p,4,55	1-5	5-5	20-26	Bobrovsky	Lindback	17,123
Jan. 09 '15	at TOR	L	9-9-1	2-5	19,19p	1-2	2-4	20-32	Bernier	Bobrovsky	18,965
Jan. 17 '15	at BOS	W	10-9-1	3-1	19p,11,11	1-3	2-2	31-35	McElhinney	Rask	17,565
Jan. 19 '15	at MIN	W	11-9-1	3-1	17,21p,43	1-2	3-4	23-26	Bobrovsky	Dubnyk	19,064
Jan. 21 '15	at WPG	L	11-10-1	0-4		0-4	3-3	29-29	Hutchinson	Bobrovsky	15,016
Jan. 29 '15	at FLA	L	11-11-1	2-3	7,41	0-2	3-3	33-31	Luongo	McElhinney	7,917
Jan. 31 '15	at TBL	L	11-12-1	1-3	19	0-3	4-4	35-34	Bishop	McElhinney	18,477
Feb. 07 '15	at OTT	W	12-12-1	4-1	13,71,43,55	0-1	3-3	33-35	McElhinney	Lehner	16,891
Feb. 14 '15	at NYI	L	12-13-1	3-6	17,13,71	0-4	4-4	37-46	Halak	Forsberg	15,678
Feb. 17 '15	at PHI	W	13-13-1	5-2	21p,19,11,17,11	1-1	2-2	25-44	McElhinney	Emery	19,082
Feb. 19 '15	at PIT	W	14-13-1	2-1	43,17s	0-4	2-2	30-30	McElhinney	Fleury	18,597
Feb. 21 '15	at MTL	L	14-14-1	1-3	71	0-4	2-3	32-24	Price	McElhinney	21,286
Feb. 22 '15	at NYR	SOL	14-14-2	3-4	56,42,58	0-3	4-4	30-37	Talbot	McElhinney	18,006
Mar. 01 '15	at PIT	L	14-15-2	3-5	21p,19s,71	1-3	3-6	25-41	Fleury	McElhinney	18,581
Mar. 06 '15	at NJD	W	15-15-2	3-2	44,17,56	0-2	4-5	24-23	Bobrovsky	Schneider	16,213
Mar. 10 '15	at CAR	SOW	16-15-2	4-3	32p,43p,43p,19	3-5	2-4	32-32	Bobrovsky	Ward	10,418
Mar. 12 '15	at DET	W	17-15-2	3-1	51,43,13p	1-3	5-6	26-42	Bobrovsky	Howard	20,027
Mar. 18 '15	at EDM	SOW	18-15-2	4-3	58, 19, 55	0-1	5-6	20-47	McElhinney	Scrivens	16,839
Mar. 19 '15	at VAN	W	19-15-2	6-2	32,56,13p,56,43,41	1-1	2-2	33-40	Bobrovsky	Lack	18,668
Mar. 21 '15	at CGY	OTW	20-15-2	3-2	32,42,32	0-0	4-5	26-40	Bobrovsky	Ramo	19,289
Mar. 27 '15	at CHI	W	21-15-2	5-2	19,13,4,13s,13	0-1	5-5	27-33	Bobrovsky	Crawford	22,187
Mar. 28 '15	at STL	W	22-15-2	4-2	20,7p,38,13	1-2	5-6	17-31	Bobrovsky	Elliott	19,431
Apr. 06 '15	at NYR	OTL	22-15-3	3-4	11,56,17	0-3	3-3	32-42	Lundqvist	Bobrovsky	18,006
Apr. 11 '15	at NYI	SOW	23-15-3	5-4	13p,17,41,43	1-3	3-3	37-52	McElhinney	Halak	16,170

TEAM BY PERIOD

SCORING	1st	2nd	3rd	OT	TOT	AVG
COLUMBUS	69	76	77	5	227	2.77
Opponents	77	84	84	3	248	3.02
SHOTS	1st	2nd	3rd	OT	TOT	AVG
COLUMBUS	740	797	781	48	2,366	28.9
Opponents	906	939	839	58	2,742	33.4

MISCELLANEOUS RECORD

One-Goal Games	23-8-5
Two-Goal Games	11-11
Three or More-Goal Games	8-16

RECORD VS. NHL

vs. Metropolitan Division:	15-11-4
vs. Atlantic Division:	11-12-1
vs. EASTERN CONFERENCE:	26-23-5

vs. Central Division:	8-6-0
vs. Pacific Division:	8-6-0
vs. WESTERN CONFERENCE:	16-12-0

RECORD BY MONTH

MONTH	REC	PTS
October	4-6-0	8
November	2-9-2	6
December	10-1-1	21
January	5-8-0	10
February	5-7-1	11
March	11-4-0	22
April	5-0-1	11
TOTALS	42-35-5	89

RECORD BY DAY

DAY	REC	PTS
Monday	2-2-1	5
Tuesday	8-9-0	16
Wednesday	3-2-0	6
Thursday	8-2-1	17
Friday	8-5-2	18
Saturday	12-12-0	24
Sunday	1-3-1	3
TOTALS	42-35-5	89

BLUE JACKETS RECORD WHEN...

PLAYING BACK-TO-BACK GAMES	OVERALL	HOME	AWAY
First Game:	10-7-2	4-4-1	6-3-1
Second Game:	8-10-1	2-3-0	6-7-1
SCORING			
One Goal or Less	1-13-0	0-8-0	1-5-0
Two Goals or Less	4-29-1	2-17-0	2-12-1
Three Goals	13-5-3	5-2-1	8-3-2
Four Goals or More	25-1-1	12-1-1	13-0-0
ALLOWING			
One Goal or Less	13-0-0	5-0-0	8-0-0
Two Goals or Less	28-3-0	12-2-0	16-1-0
Three Goals	11-7-1	6-2-0	5-5-1
Four Goals or More	3-25-4	1-16-2	2-9-2
In Overtime	14-5	7-2	7-3
Scoring a PP Goal	24-20-1	10-12-1	14-8-0
Shutout on the PP	18-15-4	9-8-1	9-7-3
Allowing a PP Goal	20-20-1	9-11-0	11-9-1
Killing All SH Situations	22-15-4	10-9-2	12-6-2
Scoring First Goal	27-9-1	13-4-1	14-5-0
Allowing First Goal	15-26-4	6-16-1	9-10-3
Leading After 1st Period	22-4-1	10-2-1	12-2-0
Tied After 1st Period	13-10-2	4-6-0	9-4-2
Trailing After 1st Period	7-21-2	5-12-1	2-9-1
Leading After 2nd Period	20-2-2	10-1-1	10-1-1
Tied After 2nd Period	18-5-2	7-2-1	11-3-1
Trailing After 2nd Period	4-28-1	2-17-0	2-11-1
Leading in Shots	10-14-0	7-9-0	3-5-0
Trailing in Shots	29-18-5	11-9-2	18-9-3
Shots Are Tied	3-3-0	1-2-0	2-1-0

STATISTICAL BREAKDOWN

HAT TRICKS FOR - 3

GOALS	PLAYER	DATE	OPPONENT	OPPOSING GOALTENDER	RESULT
3	Scott Hartnell	Mar. 24, 2015	Anaheim	John Gibson (2, EN)	W, 5-3
3	Cam Atkinson	Mar. 27, 2015	at Chicago	Corey Crawford (2, EN)	W, 5-2
3	Nick Foligno	Apr. 4, 2015	Pittsburgh	Marc-Andre Fleury (2, EN)	W, 5-3

HAT TRICKS AGAINST - 1

GOALS	PLAYER	DATE	OPPONENT	CBJ GOALTENDER	RESULT
3	Tyler Seguin	Oct. 14, 2014	Dallas	Sergei Bobrovsky (2, EN)	L, 2-4

EXTRA ATTACKER GOALS FOR - 4

DATE	OPPONENT	GOAL SCORER	TIME	PERIOD	RESULT
Jan. 31, 2015	at Tampa Bay	Ryan Johansen	16:34	3rd	L, 1-3
Feb. 9, 2015	Los Angeles	David Savard	18:07	3rd	L, 3-4
Apr. 11, 2015	at NY Islanders	Alexander Wennberg	11:11	3rd	SOW, 5-4
Apr. 11, 2015	at NY Islanders	Scott Hartnell	18:25	3rd	SOW, 5-4

EXTRA ATTACKER GOALS AGAINST - 4

DATE	OPPONENT	GOAL SCORER	TIME	PERIOD	RESULT
Dec. 6, 2014	at Tampa Bay	Ondrej Palat	18:47	3rd	W, 3-1
Dec. 9, 2014	Philadelphia	Brayden Schenn	19:04	3rd	OTW, 3-2
Dec. 13, 2014	Pittsburgh	Kris Letang	19:49	3rd	SOW, 4-3
Apr. 6, 2015	NY Rangers	Derek Stepan	19:32	3rd	OTL, 3-4

SPECIAL TEAMS

POWER PLAY	PPG	ATT	PCT	RANK
Overall	53	244	21.7	5th
Home:	27	123	22.0	T-8th
Road:	26	121	21.5	6th
5 shorthanded goals against				T-11th

PENALTY KILLING	GA	ATT	PCT	RANK
Overall:	60	303	80.2	23rd
Home:	30	142	78.9	27th
Road:	30	161	81.4	12th
5 shorthanded goals scored				17th

PENALTIES

GP	PIM	AVG	RANK
82	978	11.9	28th

SITUATIONAL SCORING

	GF	GA
5 ON 5	149	170
5 ON 4	50	4
5 ON 3	1	0
4 ON 4	7	3
4 ON 3	2	0
3 ON 3	0	0
3 ON 4	0	1
3 ON 5	0	6
4 ON 5	5	52
Empty Net	11	12
Penalty Shots	2	0
TOTALS	227	248

SHUTOUTS BY BLUE JACKETS - 2

DATE	OPPONENT	GOALTENDER	SV/SCORE
Dec. 16, 2014	at Detroit	Sergei Bobrovsky	30/SOW, 1-0
Apr. 8, 2015	Toronto	Sergei Bobrovsky	35/W, 5-0

SHUTOUTS BY OPPONENTS - 6

DATE	OPPONENT	GOALTENDER	SV/SCORE
Nov. 18, 2014	Detroit	Jimmy Howard	28/L, 0-5
Nov. 28, 2014	Vancouver	Ryan Miller	31/L, 0-5
Dec. 16, 2014	at Detroit	Jimmy Howard	29/SOW, 1-0
Jan. 21, 2015	at Winnipeg	Michael Hutchinson	29/L, 0-4
Feb. 28, 2015	New Jersey	Corey Schneider	33/L, 0-2
Mar. 7, 2015	Colorado	Semyon Varlamov	44/L, 0-4

TEAM SCORING

Most goals – game:	7	Feb. 6 vs. St. Louis	8	3x, Nov. 10, 2010 vs. St. Louis – most recent
Most goals – period:	4	3x, 1st period, Mar. 27 at Chicago – most recent	5	2x, 2nd period, Mar. 25, 2010 vs. Chicago – most recent
Most goals allowed – game:	7	Nov. 8 vs. Tampa Bay	10	Mar. 30, 2002 at San Jose
Most goals allowed – period:	4	3x, 1st period, Jan. 9 at Toronto – most recent	6	2nd period, Dec. 17, 2005 at Nashville
Fewest goals – game:	0	6x, Mar. 7 vs. Colorado – most recent	0	101x, Mar. 7, 2015 vs. Colorado – most recent
Fewest goals allowed – game:	0	2x, Apr. 8 vs. Toronto – most recent	0	73x, Apr. 8, 2015 vs. Toronto – most recent
Most PP goals – game:	3	3x, Mar. 10 at Carolina – most recent	5	Dec. 10, 2006 vs. Ottawa
Most PP goals allowed – game:	3	4x, Mar. 13 vs. Edmonton – most recent	5	3x, Jan. 6, 2007 at San Jose – most recent
Most PP attempts – game:	6	Oct. 28 vs. Ottawa	13	2x, Jan. 24, 2004 vs. Chicago – most recent
Most PP attempts allowed – game:	7	2x, Jan. 14 vs. Montreal – most recent	12	2x, Oct. 26, 2005 vs. Nashville – most recent
Most SH goals – game:	1	5x, Mar. 27 at Chicago – most recent	2	2x, Mar. 22, 2011 at Colorado – most recent
Most SH goals allowed – game:	1	5x, Mar. 31 vs. New Jersey – most recent	2	10x, Jan. 25, 2014 vs. Buffalo – most recent
Best PP efficiency (multiple attempts):	3-of-4	Nov. 14 at Philadelphia	2-of-2	3x, Jan. 17, 2012 vs. Edmonton – most recent
Best PK efficiency:	6-of-6	2x, Jan. 10 vs. NY Islanders – most recent	9-of-9	4x, Mar. 12, 2011 at Carolina – most recent
Largest margin of victory:	6	Feb. 6 vs. St. Louis	7	Nov. 10, 2010 vs. St. Louis
Largest margin of defeat:	5	2x, Nov. 28 vs. Vancouver – most recent	8	3x, Nov. 11, 2009 vs. Detroit

SHOTS

Most shots – game:	47	Feb. 24 vs. Buffalo	54	Apr. 3, 2012 at Phoenix
Most shots – period:	19	3rd period, Feb. 14 vs. NY Islanders	25	3rd period, Apr. 27, 2013 vs. Nashville
Most shots – overtime period:	7	Apr. 2 vs. NY Islanders	7	2x, Apr. 2, 2015 vs. NY Islanders – most recent
Most shots allowed – game:	55	Dec. 4 at Florida	55	Dec. 4, 2014 at Florida
Most shots allowed – period:	20	4x, 1st period, Apr. 11 at NY Islanders – most recent	25	3rd period, Nov. 19, 2010 at Anaheim
Most shots allowed – overtime period:	7	Nov. 21 vs. Boston	11	Jan. 11, 2004 at Anaheim
Fewest shots – game:	16	Jan. 14 vs. Montreal	10	Apr. 1, 2003 at Philadelphia
Fewest shots – period:	1	3rd period, Mar. 12 at Detroit	1	10x, 3rd period, Mar. 12, 2015 at Detroit – most recent
Fewest shots – overtime period:	0	Dec. 18 vs. Washington	0	30x, Dec. 18, 2014 vs. Washington – most recent
Fewest shots allowed – game:	19	Feb. 28 vs. New Jersey	13	Feb. 21, 2009 vs. Anaheim
Fewest shots allowed – period:	1	3rd period, Feb. 22 at NY Rangers	0	3x, Mar. 18, 2014 vs. Carolina – most recent
Fewest shots allowed – overtime period:	0	2x, Apr. 2 vs. NY Islanders – most recent	0	23x, Apr. 2, 2015 vs. NY Islanders – most recent

PENALTIES

Most penalties – game:	12	Dec. 13 vs. Pittsburgh	21	Jan. 11, 2006 vs. Pittsburgh
Most penalties – period:	7	1st period, Dec. 13 vs. Pittsburgh	13	3rd period, Feb. 7, 2006 at Vancouver
Most penalty minutes – game:	40	Mar. 3 vs. Washington	70	Feb. 21, 2003 at San Jose
Most penalty minutes – period:	25	1st period, Dec. 13 vs. Pittsburgh	52	2nd period, Mar. 26, 2009 vs. Calgary
Fewest penalties – game:	1	Dec. 16 at Detroit	0	2x, Nov. 20, 2013 at Calgary – most recent
Fewest penalty minutes – game:	2	Dec. 16 at Detroit	0	2x, Nov. 20, 2013 at Calgary – most recent

STREAKS

Longest winning streak – overall:	9	Mar. 18-Apr. 4	9	Mar. 18-Apr. 4, 2015
Longest winning streak – home:	6	Mar. 24-Apr. 10	6	2x, Mar. 24-Apr. 10, 2015 – most recent
Longest winning streak – road:	8	Mar. 6-28	8	Mar. 6-28, 2015 – most recent
Longest unbeaten streak (pt. earned):	13	Mar. 18-Apr. 11 [12-0-1]	13	Mar. 18-Apr. 11, 2015 [12-0-1]
Longest unbeaten streak (pt. earned) – home:	6	Mar. 24-Apr. 10 [6-0-0]	12	Feb. 11-Mar. 31, 2013 [9-0-3]
Longest unbeaten streak (pt. earned) – road:	10	Mar. 6-Apr. 11 [9-0-1]	10	Mar. 6-Apr. 11, 2015 [9-0-1]
Longest regulation losing streak – overall:	6	Oct. 24-Nov. 4	8	2x, Mar. 3-18, 2004
Longest regulation losing streak – home:	5	Feb. 24-Mar. 7	6	Oct. 12-Nov. 9, 2001
Longest regulation losing streak – road:	3	2x, Jan. 21-31 – most recent	9	Oct. 12-Nov. 20, 2005
Longest streak without a win – overall:	9	Oct. 24-Nov. 11 [0-8-1]	9	3x, Oct. 24-Nov. 11, 2014 [0-8-1] – most recent
Longest streak without a win – home:	5	Feb. 24-Mar. 7 [0-5-0]	8	2x, Oct. 4-Nov. 9, 2001 [0-6-2-0]
Longest streak without a win – road:	5	Oct. 24-Nov. 11 [0-4-1]	14	Oct. 9-Dec. 23, 2003 [0-11-1-2]

INDIVIDUAL HIGHS

INDIVIDUAL

Most goals – game:	3	3x, Nick Foligno, Apr. 4 vs. Pittsburgh – most recent
Most assists – game:	4	2x, Ryan Johansen, Nov. 14 at Philadelphia – most recent
Most points – game:	4	2x, Ryan Johansen, Nov. 14 at Philadelphia – most recent
Most goals – period:	2	8x, Nick Foligno, 3rd period, Apr. 4 vs. Pittsburgh – most recent
Most assists – period:	2	13x, Brandon Dubinsky, 3rd period, Apr. 4 vs. Pittsburgh – most recent
Most points – period:	2	36x, Scott Hartnell, 3rd period, Apr. 11 at NY Islanders – most recent
Most power play goals – game:	2	3x, Scott Hartnell, Mar. 10 at Carolina – most recent
Most shorthanded goals – game:	1	5x, Cam Atkinson, Mar. 27 at Chicago – most recent
Most shots on goal – game:	9	Cam Atkinson, Nov. 8 vs. Tampa Bay
Most shots on goal – period:	7	Cam Atkinson, 3rd period, Nov. 8 vs. Tampa Bay
Highest Plus/Minus:	+5	Fedor Tyutin, Oct. 11 vs. NY Rangers
Lowest Plus/Minus:	-4	2x, Matt Calvert, Nov. 28 vs. Vancouver – most recent
Most penalty minutes – game:	15	2x, Corey Tropp, Mar. 1 at Pittsburgh – most recent
Most penalty minutes – period:	15	2x, Corey Tropp, 3rd period, Mar. 1 at Pittsburgh – most recent
Most ice time – forward (regulation game):	24:10	Scott Hartnell, Nov. 8 vs. Tampa Bay
Most ice time – def. (regulation game):	28:03	Jack Johnson, Mar. 6 at New Jersey
Most ice time – forward (overtime game):	24:48	Nick Foligno, Dec. 20 vs. Chicago
Most ice time – def. (overtime game):	29:17	Jack Johnson, Dec. 13 vs. Pittsburgh
Longest point scoring streak:	13	Ryan Johansen, Dec. 18-Jan. 17 (8-8-16)
Longest goal-scoring streak:	5	Ryan Johansen, Dec. 31-Jan. 9 (6G)
Longest assist-scoring streak:	6	2x, Ryan Johansen, Mar. 19-31 (7A) – most recent
Most saves by a goalie – game:	52	Sergei Bobrovsky, Dec. 4 at Florida
Most saves by a goalie – period:	20	3x, Curtis McElhinney, 1st period, Apr. 11 at NYI

MISCELLANEOUS

Fastest goal to start – game:	0:14	Nick Foligno, Apr. 10 vs. Buffalo
Fastest goal to start allowed – game:	0:09	Bryan Little, Nov. 25 vs. Winnipeg
Fastest goal to start – period:	0:14	Nick Foligno, 1st period, Apr. 10 vs. Buffalo
Fastest goal to start allowed – period:	0:09	Bryan Little, 1st period, Nov. 25 vs. Winnipeg
Fastest two goals:	0:41	Nick Foligno 13:57 (2nd) & David Savard 14:38 (2nd), Oct. 18 at Ottawa
Fastest two goals against:	0:21	JT Brown 5:46 (1st) & Cedric Paquette 6:07 (1st), Nov. 8 vs. Tampa Bay
Fastest three goals:	4:07	Ryan Johansen 7:41 (2nd), Scott Hartnell 10:37 (2nd) & Nick Foligno 11:48 (2nd), Mar. 24 vs. Anaheim
Fastest three goals against:	2:14	Seth Jones 6:29 (3rd), Craig Smith 7:13 (3rd) & Mike Fisher 8:43 (3rd), Dec. 22 vs. Nashville

2014-15 SEASON

4	Geoff Sanderson, March 29, 2003 at Calgary
5	Espen Knutsen, March 24, 2001 vs. CGY
5	4x, David Vyborny, Feb. 28, 2004 vs. Colorado – recent
3	3x, Jeff Carter, 1st period, Dec. 22, 2011 at Nashville – most recent
3	6x, Alexander Svitov, 3rd period, Jan. 5, 2007 at Anaheim – most recent
3	21x, Jeff Carter, 1st period Dec. 22, 2011 at NSH – most recent
3	Bryan Berard, Jan. 9, 2006 at Phoenix
1	91x, Cam Atkinson, Mar. 27, 2015 at Chicago – most recent
10	7x, Rick Nash, Jan. 17, 2008 at Phoenix – most recent
7	2x, Cam Atkinson, 3rd period, Nov. 8, 2014 vs. Tampa Bay – most recent
+5	Fedor Tyutin, Oct. 11, 2014 vs. NY Rangers
-5	3x, Espen Knutsen, Feb. 23, 2003 at Vancouver – most recent
31	Duvie Westcott, Apr. 13, 2006 vs. St. Louis
31	Duvie Westcott, 2nd period, Apr. 13, 2006 vs. St. Louis
27:19	Ray Whitney, Oct. 14, 2002 vs. Phoenix
34:59	Jack Johnson, Feb. 2, 2013 vs. Detroit
27:43	David Vyborny, Dec. 8, 2005 vs. NY Islanders
33:18	Deron Quint, Nov. 21, 2001 vs. Detroit
13	Ryan Johansen, Dec. 18, 2014-Jan. 17, 2015 (8-8-16)
7	Geoff Sanderson, Nov. 5-17, 2002 (8G)
8	R.J. Umberger, Nov. 10-26, 2010 (8A)
52	Sergei Bobrovsky, Dec. 4 at Florida
24	Steve Mason, 3rd period, Nov. 19, 2010 at – most recent Anaheim

0:10	2x, Cam Atkinson, Mar. 28, 2013 at Edmonton – most recent
0:08	2x, Antti Laaksonen, Feb. 10, 2006 vs. Colorado – most recent
0:10	2x, Cam Atkinson, Mar. 28, 2013, first period
0:08	Mike Modano, 1st period, Dec. 27, 2003 vs. Dallas
0:08	2x, Vinny Prospal 5:37 (2nd) & Mark Letestu 5:45 (2nd), Feb. 11, 2013 vs. San Jose – most recent
0:05	Tomas Holmstrom 10:44 (2nd) & Pavel Datsyuk 10:49 (2nd) – Nov. 24, 2007 vs. Detroit
1:15	Nick Foligno 13:05 (2nd), Nick Foligno 13:56 (2nd) & Artem Anisimov 14:20 (2nd), Mar. 22, 2013 vs. Calgary
1:16	Tomas Holmstrom 8:05 (3rd), Holmstrom 8:45 (3rd) & Dan Cleary 9:21 (3rd), Apr. 7, 2010 at Detroit

INJURY REPORT/2014-15 TRANSACTIONS

The Blue Jackets lost a franchise record and NHL-leading 508 man games due to injury in 2014-15... The man games missed totals for the club's previous seasons were – **2013-14:** 297; **2012-13:** 137; **2011-12:** 411; **2010-11:** 244; **2009-10:** 275; **2008-09:** 343; **2007-08:** 233; **2006-07:** 290; **2005-06:** 289; **2003-04:** 213; **2002-03:** 199; **2001-02:** 155 and **2000-01:** 176.

Player	Injury	Date of Injury/First Game Missed	First Game Back From Injury	Games Missed
Artem Anisimov	Upper Body	Oct. 31 vs. Toronto	Nov. 15 vs. San Jose	7
	Torn Tricep	Dec. 1 vs. Florida	Jan. 19 at Florida	23
Cam Atkinson	Face	Oct. 26 at Los Angeles	Oct. 28 vs. Ottawa	1
	Upper Body	Dec. 31 vs. Minnesota	Jan. 6 at Dallas	3
Sergei Bobrovsky	Fractured Finger	Oct. 28 vs. Ottawa	Nov. 14 at Philadelphia	7
	Illness	Dec. 27 vs. Boston	Dec. 31 vs. Minnesota	1
	Groin	Jan. 27 vs. Washington	Feb. 28 vs. New Jersey (Backup)	15
Rene Bourque	Stress Fracture/Back	Mar. 24 vs. Anaheim		10
Matt Calvert	Upper Body	Oct. 26 at Los Angeles	Nov. 4 vs. Carolina	4
	Upper Body	Nov. 8 vs. Tampa Bay	Nov. 18 vs. Detroit	4
	Illness	Jan. 31 at Tampa Bay	Feb. 6 vs. St. Louis	2
	Concussion	Feb. 28 vs. New Jersey	Mar. 31 vs. New Jersey	15
David Clarkson	Torn Oblique Muscle	Mar. 6 at New Jersey		19
Kevin Connauton	Lower Body	Feb. 26 vs. Montreal	Mar. 10 at Carolina	6
Marko Dano	Lower Body	Oct. 17 vs. Dallas	Oct. 23 at San Jose	2
Brandon Dubinsky	Lower Body	Oct. 9 at Buffalo	Dec. 9 vs. Philadelphia	26
	Concussion	Feb. 28 vs. New Jersey	Mar. 6 at New Jersey	3
	Illness	Mar. 12 at Detroit	Mar. 15 vs. Carolina	2
	Upper Body	Mar. 18 at Edmonton	Mar. 27 at Chicago	4
Nick Foligno	Upper Body	Oct. 28 vs. Ottawa	Oct. 31 vs. Toronto	1
	Lower Body	Feb. 17 at Philadelphia	Feb. 19 at Pittsburgh	1
	Illness	Mar. 10 at Carolina	Mar. 12 at Detroit	1
Brian Gibbons	Lower Body	Oct. 9 at Buffalo	Oct. 17 vs. Dallas (Assigned Prior)	3
	Knee	Dec. 20 vs. Chicago	Feb. 17 at Philadelphia (Assigned Prior)	23
Cody Goloubef	Knee	Nov. 4 vs. Carolina	Dec. 11 at Washington (Assigned Prior)	16
Scott Hartnell	Fractured Finger	Dec. 13 vs. Pittsburgh	Dec. 27 vs. Boston	5
Nathan Horton	Back	Oct. 9 at Buffalo	Feb. 26 vs. Montreal (Traded to Toronto)	59
Boone Jenner	Hand	Oct. 9 at Buffalo	Nov. 4 vs. Carolina	11
	Stress Fracture/Back	Dec. 20 vs. Chicago	Mar. 21 at Calgary	40
Mark Letestu	Groin	Oct. 31 vs. Toronto	Jan. 6 at Dallas	28
Curtis McElhinney	Upper Body	Oct. 23 at San Jose	Oct. 26 at Los Angeles	2
Sonny Milano	Upper Body	Oct. 9 at Buffalo	Oct. 24 at Anaheim (Assigned Prior)	6
Jeremy Morin	Upper Body	Jan. 29 at Florida	Mar. 21 at Calgary	25
Ryan Murray	Knee	Oct. 9 at Buffalo	Oct. 26 at Los Angeles	7
	Knee	Nov. 4 vs. Carolina	Jan. 31 at Tampa Bay	36
	High Ankle Sprain	Feb. 7 at Ottawa	Mar. 12 at Detroit (Healthy Scratch)	16
	Lower Body	Mar. 19 at Vancouver	Apr. 8 vs. Toronto	9
Dalton Prout	Upper Body	Feb. 9 vs. Los Angeles	Feb. 28 vs. New Jersey	9
Jack Skille	Upper Body	Nov. 11 at Washington	Nov. 18 vs. Detroit	3
	Lower Body	Jan. 10 vs. NY Islanders	Jan. 19 at Minnesota	4
	Shoulder	Feb. 24 vs. Buffalo		24
Corey Tropp	Illness	Nov. 1 at New Jersey	Nov. 4 vs. Carolina (Healthy Scratch)	1
Fedor Tyutin	Knee	Nov. 15 vs. San Jose	Dec. 16 at Detroit	13
	Lower Body	Apr. 6 at NY Rangers	Apr. 10 vs. Buffalo	2
Alexander Wennberg	Hand	Mar. 21 at Calgary	Mar. 31 vs. New Jersey	4
James Wisniewski	Fractured Finger	Oct. 31 vs. Toronto	Nov. 7 at Carolina	3
		Feb. 7 at Ottawa	Feb. 13 vs. Philadelphia	2

TOTAL MAN GAMES MISSED: 508

2014-15 TRANSACTIONS

DATE	TRANSACTION	DATE	TRANSACTION
Sept. 24, 2014	LW Markus Soberg (Windsor/OHL) and D Blake Siebenaler (Niagara/OHL) returned to respective junior clubs. G Scott Munroe released from professional tryout contract.	Sept. 29, 2014	C Ryan Craig, C Sean Collins and LW Josh Anderson assigned to Springfield Falcons (AHL). D Jaime Sifers released from pro tryout contract.
Sept. 26, 2014	C Lukas Sedlak, RW Trent Vogelhuber, C Riley Wetmore, D Hubert Labrie, D Thomas Larkin and G Anton Forsberg assigned to the Springfield Falcons (AHL). RW Nick Moutrey (Saginaw/OHL) and D Dillon Heatherington (Swift Current/WHL) returned to respective junior clubs.	Oct. 2, 2014	RW Simon Hjalmarsson, C Dana Tyrell and G Oscar Dansk assigned to Springfield Falcons (AHL).
Sept. 28, 2014	C T.J. Tynan, D Austin Madaisky and D Will Weber assigned to Springfield Falcons (AHL). RW Oliver Bjorkstrand (Portland/WHL) returned to junior club. LW Mike Hoeffel and D Brett Ponich released from professional tryout contracts.	Oct. 5, 2014	RW Jack Skille claimed off waivers from NY Islanders. C/LW Boone Jenner placed on injured Reserve. RW Nathan Horton, C Sonny Milano and D Ryan Murray placed on the injured non-roster list.
		Oct. 6, 2014	C Ryan Johansen agreed to terms on three-year contract. LW Kerby Rychel & D Frédéric St. Denis assigned to Springfield Falcons (AHL). C Brian Gibbons placed on Injured Reserve. F Jerry D'Amigo placed on waivers.

2014-15 TRANSACTIONS

DATE	TRANSACTION	DATE	TRANSACTION
Oct. 7, 2014	C Brandon Dubinsky placed on Injured Reserve. C Adam Cracknell claimed off waivers from Los Angeles. F Jerry D'Amigo assigned to Springfield Falcons (AHL).	Jan. 6, 2015	C Mark Letestu and RW Cam Atkinson activated from Injured Reserve. C Michael Chaput and C Adam Cracknell assigned to Springfield (AHL).
Oct. 15, 2014	C Brian Gibbons activated off Injured Reserve and assigned to Springfield Falcons (AHL).	Jan. 9, 2015	G Sergei Bobrovsky signed to four-year contract extension.
Oct. 19, 2014	G Curtis McElhinney placed on Injured Reserve. G Anton Forsberg recalled on Emergency Conditions from Springfield Falcons (AHL).	Jan. 15, 2015	RW Jack Skille placed on Injured Reserve retroactive to Jan. 9. RW Josh Anderson recalled from Springfield (AHL).
Oct. 24, 2014	C Sonny Milano activated off Injured Non-Roster and assigned to Plymouth Whalers (OHL).	Jan. 18, 2015	C Sean Collins assigned to Springfield (AHL).
Oct. 26, 2014	G Curtis McElhinney activated off Injured Reserve. G Anton Forsberg assigned to Springfield (AHL).	Jan. 19, 2015	RW Jack Skille activated from Injured Reserve.
Oct. 26, 2014	D Ryan Murray activated off Injured Non-Roster list. C Alexander Wennberg assigned to Springfield (AHL).	Jan. 22, 2015	RW Josh Anderson assigned to Springfield (AHL).
Oct. 27, 2014	LW Matt Calvert placed on Injured Reserve retroactive to Oct. 24. C Alex Wennberg recalled from Springfield (AHL).	Jan. 26, 2015	G Sergei Bobrovsky placed on Injured Reserve retroactive to Jan. 21. RW Josh Anderson and G Anton Forsberg (Emergency Conditions) recalled from Springfield (AHL).
Oct. 28, 2014	G Sergei Bobrovsky placed on Injured Reserve. G Anton Forsberg recalled on Emergency Conditions from Springfield (AHL).	Jan. 28, 2015	LW Jeremy Morin placed on Injured Reserve.
Oct. 30, 2014	C Mark Letestu & D James Wisniewski placed on Injured Reserve. C Sean Collins & C Brian Gibbons recalled from Springfield (AHL).	Jan. 29, 2015	C Artem Anisimov activated from Injured Reserve.
Nov. 3, 2014	C/LW Boone Jenner activated from Injured Reserve. D Frédéric St. Denis recalled from Springfield (AHL). C Artem Anisimov [retroactive to Oct. 28] & D Cody Goloubef placed on Injured Reserve.	Jan. 30, 2015	D Ryan Murray activated from Injured Reserve. Josh Anderson assigned to Springfield (AHL).
Nov. 4, 2014	LW Matt Calvert activated from Injured Reserve. C Sean Collins assigned to Springfield (AHL).	Feb. 9, 2015	D Ryan Murray placed on Injured Reserve.
Nov. 6, 2014	D James Wisniewski activated from Injured Reserve. D Ryan Murray placed on Injured Reserve retroactive to Nov. 1.	Feb. 16, 2015	F Marko Dano recalled from Springfield (AHL).
Nov. 8, 2014	C Dana Tyrell recalled from Springfield (AHL). C Marko Dano assigned to Springfield (AHL).	Feb. 17, 2015	F Brian Gibbons activated from Injured Reserve and assigned to Springfield (AHL).
Nov. 14, 2014	G Sergei Bobrovsky activated from Injured Reserve. G Anton Forsberg assigned to Springfield (AHL).	Feb. 25, 2015	G Oscar Dansk recalled from Springfield (AHL) and G Anton Forsberg assigned to Springfield (AHL). RW Jack Skille placed on Injured Reserve.
Nov. 15, 2014	C Artem Anisimov activated from Injured Reserve. LW Matt Calvert placed on Injured Reserve retroactive to Nov. 7 and D Fedor Tyutin placed on Injured Reserve.	Feb. 26, 2015	RW David Clarkson acquired from Toronto in exchange for RW Nathan Horton. RW Adam Cracknell traded to St. Louis in exchange for future considerations.
Nov. 15, 2014	D Jordan Leopold acquired from St. Louis in exchange for 2016 fifth round draft pick.	Feb. 27, 2015	LW Matt Calvert placed on Injured Reserve. C Brian Gibbons recalled from Springfield (AHL).
Nov. 16, 2014	C Dana Tyrell assigned to Springfield (AHL).	Feb. 28, 2015	G Sergei Bobrovsky activated from Injured Reserve. G Oscar Dansk assigned to Springfield (AHL).
Nov. 18, 2014	LW Matt Calvert activated from Injured Reserve.	Mar. 1, 2015	D Dillon Heatherington signed to three-year entry level contract.
Nov. 18, 2014	D Kevin Connauton claimed off waivers from Dallas. D Frédéric St-Denis assigned to Springfield (AHL).	Mar. 2, 2015	C William Karlsson, LW Rene Bourque and a 2015 second round pick acquired from Anaheim for D James Wisniewski and a 2015 third round pick previously acquired from Detroit.
Nov. 19, 2014	C Michael Chaput assigned to Springfield (AHL).	Mar. 2, 2015	D Justin Falk and a 2015 fifth round pick acquired from Minnesota for D Jordan Leopold.
Nov. 29, 2014	LW Kerby Rychel and C Michael Chaput recalled from Springfield (AHL). C Alex Wennberg assigned to Springfield (AHL).	Mar. 2, 2015	RW Cam Atkinson signed to three-year extension through 2017-18 season.
Dec. 1, 2014	C Artem Anisimov placed on Injured Reserve.	Mar. 6, 2015	F Nick Moutrey signed to three-year entry level contract.
Dec. 9, 2014	C Brandon Dubinsky activated from Injured Reserve.	Mar. 7, 2015	LW Rene Bourque added to roster on emergency recall from Springfield (AHL).
Dec. 10, 2014	D Cody Goloubef activated from Injured Reserve and loaned to Springfield (AHL) on conditioning assignment. LW Kerby Rychel assigned to Springfield (AHL).	Mar. 7, 2015	C Brian Gibbons assigned to Springfield (AHL).
Dec. 12, 2014	LW Scott Hartnell placed on Injured Reserve. LW Kerby Rychel recalled from Springfield (AHL).	Mar. 9, 2015	C Luke Adam added to roster on emergency recall from Springfield (AHL).
Dec. 14, 2014	LW Jeremy Morin acquired from Chicago in exchange for D Tim Erixon.	Mar. 12, 2015	D Ryan Murray activated from Injured Reserve.
Dec. 16, 2014	D Fedor Tyutin activated off Injured Reserve. LW Kerby Rychel assigned to Springfield (AHL).	Mar. 14, 2015	C Luke Adam assigned to Springfield (AHL).
Dec. 16, 2014	C Luke Adam acquired from Buffalo in exchange for F Jerry D'Amigo.	Mar. 16, 2015	C Ryan Craig added to roster on emergency recall from Springfield (AHL).
Dec. 19, 2014	C Brian Gibbons placed on Injured Reserve. C Alexander Wennberg recalled from Springfield (AHL).	Mar. 20, 2015	C/LW Boone Jenner and LW Jeremy Morin activated off Injured Reserve. C Ryan Craig assigned to Springfield (AHL).
Dec. 20, 2014	C/LW Boone Jenner placed on Injured Reserve. C Sean Collins recalled from Springfield (AHL).	Mar. 23, 2015	F Sonny Milano assigned from Plymouth (OHL) to Springfield (AHL).
Dec. 22, 2014	C Sean Collins assigned to Springfield (AHL).	Mar. 23, 2015	C William Karlsson added to roster on emergency recall from Springfield (AHL).
Dec. 26, 2014	C Sean Collins recalled from Springfield (AHL) on Emergency Conditions.	Mar. 30, 2015	C William Karlsson assigned to Springfield (AHL).
Dec. 27, 2014	LW Scott Hartnell activated from Injured Reserve. G Anton Forsberg recalled from Springfield (AHL) on Emergency Conditions. C Sean Collins assigned to Springfield (AHL).	Mar. 31, 2015	LW Matt Calvert activated off Injured Reserve.
Dec. 28, 2014	G Anton Forsberg assigned to Springfield (AHL).	Apr. 13, 2015	C Marko Dano assigned to Springfield (AHL).
Dec. 30, 2014	RW Cam Atkinson placed on Injured Reserve. C Sean Collins recalled from Springfield (AHL).		
Dec. 31, 2014	LW Nick Foligno signed to six-year contract extension.		

VS. THE NHL



ALL-TIME RECORD VS. OTHER CLUBS

	TOTAL								AT HOME								ON ROAD							
	GP	W	L	T	OL	GF*	GA*	PTS	GP	W	L	T	OL	GF*	GA*	PTS	GP	W	L	T	OL	GF*	GA*	PTS
ANAHEIM	51	25	22	1	3	135	143	54	25	13	11	0	1	67	63	27	26	12	11	1	2	68	80	27
ARIZONA	51	19	26	4	2	118	142	44	25	12	11	1	1	62	63	26	26	7	15	3	1	56	79	18
BOSTON	18	7	7	0	4	42	53	18	10	4	4	0	2	25	33	10	8	3	3	0	2	17	20	8
BUFFALO	20	12	7	1	0	59	51	25	9	5	3	1	0	29	23	11	11	7	4	0	0	30	28	14
CALGARY	51	28	17	0	6	135	127	62	26	17	5	0	4	77	54	38	25	11	12	0	2	58	73	24
CAROLINA	22	11	10	0	1	60	55	23	10	5	5	0	0	26	23	10	12	6	5	0	1	34	32	13
CHICAGO	77	30	37	2	8	211	254	70	39	16	17	1	5	122	135	38	38	14	20	1	3	89	119	32
COLORADO	51	14	32	1	4	102	174	33	25	7	15	1	2	47	83	17	26	7	17	0	2	55	91	16
DALLAS	51	19	26	0	6	117	144	44	26	9	13	0	4	60	75	22	25	10	13	0	2	57	69	22
DETROIT	80	27	41	1	11	176	248	66	41	16	17	1	7	87	118	40	39	11	24	0	4	89	130	26
EDMONTON	51	18	27	3	3	126	181	42	26	12	10	3	1	70	86	28	25	6	17	0	2	56	95	14
FLORIDA	18	13	5	0	0	53	41	26	9	7	2	0	0	27	17	14	9	6	3	0	0	26	24	12
LOS ANGELES	51	21	26	1	3	119	150	46	25	13	10	0	2	68	76	28	26	8	16	1	1	51	74	18
MINNESOTA	50	26	20	1	3	119	118	56	24	16	7	1	0	64	48	33	26	10	13	0	3	55	70	23
MONTREAL	17	7	8	1	1	36	42	16	7	2	4	0	1	15	19	5	10	5	4	1	0	21	23	11
NASHVILLE	78	24	43	1	10	168	236	59	38	16	17	0	5	85	106	37	40	8	26	1	5	83	130	22
NEW JERSEY	20	8	10	1	1	45	53	18	11	6	5	0	0	29	29	12	9	2	5	1	1	16	24	6
NY ISLANDERS	22	14	4	1	3	71	61	32	12	9	1	1	1	43	28	20	10	5	3	0	2	28	33	12
NY RANGERS	20	9	7	1	3	60	56	22	11	6	5	0	0	33	25	12	9	3	2	1	3	27	31	10
OTTAWA	17	6	9	2	0	45	51	14	8	3	4	1	0	23	26	7	9	3	5	1	0	22	25	7
PHILADELPHIA	20	9	8	3	0	57	59	21	10	6	2	2	0	30	21	14	10	3	6	1	0	27	38	7
PITTSBURGH	23	8	12	0	3	63	77	19	12	5	4	0	3	36	39	13	11	3	8	0	0	27	38	6
ST. LOUIS	77	28	35	3	11	200	235	70	38	18	13	2	5	106	99	43	39	10	22	1	6	94	136	27
SAN JOSE	51	19	27	0	5	119	143	43	26	14	9	0	3	72	52	31	25	5	18	0	2	47	91	12
TAMPA BAY	19	7	9	1	2	39	45	17	9	5	3	1	0	23	21	11	10	2	6	0	2	16	24	6
TORONTO	16	7	8	1	0	42	47	15	7	3	4	0	0	21	23	6	9	4	4	1	0	21	24	9
VANCOUVER	51	17	25	2	7	124	174	43	26	10	11	2	3	60	83	25	25	7	14	0	4	64	91	18
WASHINGTON	23	8	9	1	5	69	75	22	13	5	5	0	3	42	42	13	10	3	4	1	2	27	33	9
WINNIPEG	18	10	8	0	0	45	40	20	9	5	4	0	0	22	20	10	9	5	4	0	0	23	20	10
TOTALS	1,114	451	525	33	105	2,755	3,275	1,040	557	265	221	18	53	1,471	1,530	601	557	186	304	15	52	1,284	1,745	439*

*GOALS SCORED IN REGULATION AND OVERTIME

LAST 10 GAMES VS. OTHER CLUBS

MOST TO LEAST RECENT

		1	2	3	4	5	6	7	8	9	10	RECORD
ANAHEIM	OVERALL	W	L	W	L	W	W	L	L	W	L	5-5-0
	HOME	W	L	W	L	W	L	W	L	W	L	5-5-0
	ROAD	L	W	W	L	W	L	L	W	W	W	6-4-0
ARIZONA	OVERALL	L	L	W	W	W	L	L	L	W	W	5-5-0
	HOME	L	W	W	W	W	W	L	O	L	L	5-4-1
	ROAD	L	W	L	L	L	W	L	L	L	W	3-7-0
BOSTON	OVERALL	W	W	O	L	O	L	L	O	O	W	3-3-4
	HOME	W	O	L	L	O	W	W	L	L	W	4-4-2
	ROAD	W	L	O	O	W	L	L	W			3-3-2
BUFFALO	OVERALL	W	L	W	L	W	W	W	L	L	L	5-5-0
	HOME	W	L	L	W	L	W	W	W	T		5-3-1
	ROAD	W	W	W	L	L	W	W	L	L	W	6-4-0
CALGARY	OVERALL	W	W	W	L	W	W	O	W	O	W	7-1-2
	HOME	W	L	W	O	O	W	W	L	O	W	5-2-3
	ROAD	W	W	W	W	W	L	O	W	L	L	6-3-1
CAROLINA	OVERALL	L	W	O	L	W	L	L	W	W	W	5-4-1
	HOME	L	L	L	W	W	W	W	L	L	W	5-5-0
	ROAD	W	O	W	L	W	W	W	L	W	L	6-3-1
CHICAGO	OVERALL	W	W	L	L	O	O	L	L	L	L	2-6-2
	HOME	W	L	O	L	L	L	L	O	L	L	1-7-2
	ROAD	W	L	O	L	L	L	L	W	L	W	3-6-1
COLORADO	OVERALL	L	W	O	L	W	W	L	W	W	L	5-4-1
	HOME	L	O	W	L	O	W	L	L	L	W	3-5-2
	ROAD	W	L	W	L	W	W	O	L	L	L	4-5-1
DALLAS	OVERALL	W	L	W	W	W	O	W	L	W	L	6-3-1
	HOME	L	W	O	W	L	L	L	W	W	W	5-4-1
	ROAD	W	W	W	W	L	L	W	L	W	O	6-3-1

LAST 10 GAMES VS. OTHER CLUBS

		1	2	3	4	5	6	7	8	9	10	RECORD
DETROIT	OVERALL	W	W	L	W	W	L	W	W	W	W	8-2-0
	HOME	L	W	W	W	W	O	W	L	W	L	6-3-1
	ROAD	W	W	L	W	W	L	O	L	W	O	5-3-2
EDMONTON	OVERALL	W	W	W	L	L	W	L	L	L	W	5-5-0
	HOME	W	W	W	L	L	W	W	W	W	W	8-2-0
	ROAD	W	L	L	L	L	L	L	W	L	W	3-7-0
FLORIDA	OVERALL	L	W	W	W	W	W	W	W	W	W	9-1-0
	HOME	W	W	W	W	W	W	L	W	L		7-2-0
	ROAD	L	W	W	W	W	W	L	L	W		6-3-0
LOS ANGELES	OVERALL	L	L	O	W	L	L	L	W	L	W	3-6-1
	HOME	L	W	L	W	L	L	O	L	W	W	4-5-1
	ROAD	L	O	L	L	L	W	L	W	L	L	2-7-1
MINNESOTA	OVERALL	W	W	W	W	W	L	L	W	W	L	7-3-0
	HOME	W	W	L	W	L	W	L	W	W	L	6-4-0
	ROAD	W	W	W	L	W	L	W	W	L	L	6-4-0
MONTREAL	OVERALL	L	L	L	W	O	L	W	W	L	W	4-5-1
	HOME	L	L	O	W	W	L	L				2-4-1
	ROAD	L	W	L	W	L	W	T	W	L	W	5-4-1
NASHVILLE	OVERALL	L	L	W	L	W	W	L	W	W	L	5-5-0
	HOME	L	L	W	W	L	O	L	W	O	W	4-4-2
	ROAD	L	W	W	L	W	L	L	W	L	L	4-6-0
NEW JERSEY	OVERALL	W	W	L	L	L	W	W	W	O	L	5-4-1
	HOME	W	L	W	W	L	L	W	L	W	W	6-4-0
	ROAD	W	L	L	W	O	L	L	L	T		2-5-2
NY ISLANDERS	OVERALL	W	W	L	L	W	L	W	W	W	W	7-3-0
	HOME	W	L	W	W	W	O	W	W	W	W	8-1-1
	ROAD	W	L	L	W	W	O	O	L	W	W	5-3-2
NY RANGERS	OVERALL	O	O	L	W	L	W	W	L	O	W	4-3-3
	HOME	L	W	L	L	W	L	W	W	W	W	6-4-0
	ROAD	O	O	W	W	O	L	W	L	T		3-2-4
OTTAWA	OVERALL	W	L	L	L	W	L	L	W	9	10	RECORD
	HOME	L	L	L	W	W	W	L	T			4-6-0
	ROAD	W	L	W	L	L	W	L	L	T		3-4-1
PHILADELPHIA	OVERALL	W	W	W	L	W	W	W	W	L	L	7-3-0
	HOME	W	W	W	W	W	W	L	T	T	L	6-2-2
	ROAD	W	L	W	W	L	L	L	L	L	T	3-6-1
PITTSBURGH	OVERALL	W	L	W	W	L	L	L	L	L	L	3-7-0
	HOME	W	W	L	L	L	L	O	W	W	W	5-4-1
	ROAD	L	W	L	L	L	W	L	L	L	W	3-7-0
SAN JOSE	OVERALL	W	W	O	L	W	W	W	W	L	L	6-3-1
	HOME	W	O	W	W	W	L	L	L	W	O	5-3-2
	ROAD	W	L	W	L	L	W	W	L	L	L	4-6-0
ST LOUIS	OVERALL	W	W	L	O	W	L	L	L	W	L	4-5-1
	HOME	W	O	W	L	L	W	L	L	O	W	4-4-2
	ROAD	W	L	L	L	W	L	L	O	W	L	3-6-1
TAMPA BAY	OVERALL	L	W	L	L	W	W	L	L	9	10	RECORD
	HOME	L	W	W	L	W	W	L	T	W		4-5-1
	ROAD	L	W	L	L	O	O	L	W	L	L	5-3-1
TORONTO	OVERALL	W	L	L	W	W	W	L	W	L	W	2-6-2
	HOME	W	L	W	L	L	L	W				6-4-0
	ROAD	L	W	W	W	W	L	L	L	T		3-4-0
VANCOUVER	OVERALL	W	L	L	W	O	O	W	L	W	L	4-4-2
	HOME	L	W	O	W	W	L	L	L	O	L	3-5-2
	ROAD	W	L	O	L	L	O	O	L	W	L	2-5-3
WASHINGTON	OVERALL	L	W	O	W	L	W	W	O	L	L	4-4-2
	HOME	L	W	O	W	W	L	L	W	O	L	4-4-2
	ROAD	W	L	O	L	O	W	W	L	T	L	3-4-3
WINNIPEG	OVERALL	L	L	W	L	W	W	W	W	W	W	7-3-0
	HOME	L	L	W	W	W	W	L	W	L		5-4-0
	ROAD	L	W	W	W	W	L	L	L	W		5-4-0



ANAHEIM DUCKS

@AnaheimDucks

Honda Center / 2695 E. Katella Ave. / Anaheim, CA 92806
ducks.nhl.com / p: 714.940.2900 / f: 714.940.2953



COREY PERRY

DIRECTORY

First Season: 1993-94
Home Ice: Honda Center
Capacity: 17,174 (opened in 1993)
Playoff Appearances: 11 (most recent, 2014-15)
Stanley Cup Titles: 1 (2007)
EVP and General Manager: Bob Murray
Head Coach: Bruce Boudreau
Assistant Coaches:
 Paul MacLean, Trent Yawney, Scott Niedermayer
Public Relations Contact: Alex Gilchrist

TV Play-by-Play: John Ahlers
TV Color Analyst: Brian Hayward
Radio Play-by-Play: Steve Carroll
Radio Color Analyst: Dan Wood

2015-16 SCHEDULE

DATE	HOME/AWAY	START (ET)
Nov. 6, 2015	at ANA	10:00 PM
Feb. 11, 2016	at CBJ	7:00 PM

2014-15 SEASON

Record: 51-24-7, 109 pts.
Home: 26-12-3, 55 pts.
Away: 25-12-4, 54 pts.
Playoffs: Lost 4-3 (CHI) in West Finals

LEADERS

Points: Ryan Getzlaf, 70
Goals: Corey Perry, 33
Assists: Ryan Getzlaf, 45
+/-: Hampus Lindholm, 25
Def. Points: Sami Vatanen, 37
Goaltending: Frederik Andersen, 35-12-5, 2.38 GAA

2014-15 RESULTS (1-1-0)

DATE	RESULT	ATTN	W/L GOALTENDERS	GW GOAL
Oct. 24, 2014	at ANA 4, CBJ 1	15,778	John Gibson / Sergei Bobrovsky	Sami Vatanen
Mar. 24, 2015	at CBJ 5, ANA 3	14,044	Sergei Bobrovsky / John Gibson	Nick Foligno

GOALS BY PERIOD	1ST	2ND	3RD	OT	TOTAL
Columbus	2	3	1	0	6
Anaheim	4	2	1	0	7

SHOTS BY PERIOD	1ST	2ND	3RD	OT	TOTAL
Columbus	15	19	10	0	44
Anaheim	20	26	28	0	74

POWER PLAY	GOALS	ATTEMPTS	PCT
Columbus	2	7	28.6
Anaheim	3	9	33.3

PENALTY KILLING	KILLS	ATTEMPTS	PCT
Columbus	6	9	66.7
Anaheim	5	7	71.4

COLUMBUS	GP	G	A	TP	+/-	PM	PP	SH	S	PCT
Hartnell	2	4	0	4	0	4	2	0	10	40.0
Johansen	2	1	2	3	-1	0	0	0	4	25.0
Johnson	2	0	2	2	0	0	0	0	2	0.0
Atkinson	2	0	2	2	1	0	0	0	1	0.0
Foligno	2	1	0	1	1	0	0	0	3	33.3

ANAHEIM	GP	G	A	TP	+/-	PM	PP	SH	S	PCT
Perry	2	1	2	3	1	2	1	0	7	14.3
Cogliano	2	1	1	2	1	0	0	0	4	25.0
Getzlaf	2	1	1	2	1	2	0	0	7	14.3
Vatanen	2	1	1	2	0	0	1	0	5	20.0
Kesler	2	1	0	1	-1	0	1	0	7	14.3

GOALTENDING

COLUMBUS	GP	MIN	GA	GAA	SO	W	L	OTL	SA	SV%
Bobrovsky	2	119	6	3.01	0	1	1	0	73	.918

ANAHEIM	GP	MIN	GA	GAA	SO	W	L	OTL	SA	SV%
Gibson	2	119	5	2.52	0	1	1	0	43	.884

COLUMBUS VS. ANAHEIM ALL-TIME

SEASON	W-L-T-O	HOME	AWAY	GF-GA	SF-SA	PP	PK	PIM
2000-01	3-0-0-1	2-0-0-0	1-0-0-1	16-10	84-121	8-of-19	13-of-16	36-44
2001-02	3-1-0-0	2-0-0-0	1-1-0-0	10-8	115-123	3-of-12	18-of-19	58-44
2002-03	0-4-0-0	0-2-0-0	0-2-0-0	5-14	113-125	1-of-18	12-of-15	49-55
2003-04	2-1-1-0	2-0-0-0	0-1-1-0	8-7	118-152	2-of-20	19-of-20	44-42
2005-06	2-2-0	1-1-0	1-1-0	9-10	123-150	5-of-37	19-of-22	70-110
2006-07	2-2-0	0-2-0	2-0-0	13-16	130-130	1-of-22	15-of-21	87-78
2007-08	1-1-2	1-0-1	0-1-1	9-7	119-124	6-of-31	20-of-24	99-104
2008-09	1-3-0	0-2-0	1-1-0	9-13	121-98	3-of-24	13-of-15	83-103
2009-10	3-1-0	1-1-0	2-0-0	14-11	131-133	4-of-16	13-of-16	65-79
2010-11	2-2-0	1-1-0	1-1-0	9-13	115-133	3-of-14	10-of-16	61-68
2011-12	2-2-0	1-1-0	1-1-0	13-15	87-117	5-of-15	11-of-17	101-90
2012-13	2-1-0	1-0-0	1-1-0	7-6	73-87	0-of-7	5-of-8	20-18
2013-14	1-1-0	0-1-0	1-0-0	7-6	54-68	2-of-6	6-of-7	25-12
2014-15	1-1-0	1-0-0	0-1-0	6-7	44-74	2-of-7	6-of-9	35-31
TOTAL	25-22-1-3	13-11-0-1	12-11-1-2	135-143	1427-1635	45-of-248	180-of-225	833-878

	OVERALL	AT CBJ	AT ANA
Current Streak:	1-0-0 since 3/24/15	1-0-0 since 3/24/15	0-1-0 since 10/24/14
Last 10 Games:	5-5-0	5-5-0	6-4-0
Last Win:	3/24/15, 5-3 vs. ANA	3/24/15, 5-3	2/3/14, 4-2
Last Regulation Loss:	10/24/14, 1-4 at ANA	10/27/13, 3-4	10/24/14, 1-4
Most Lopsided Win:	4, 10/5/07 [4-0 at CBJ]	4, 10/5/07 [4-0]	3, 2x [3/9/10 most recent, 5-2]
Most Lopsided Loss:	6, 1/7/11 [0-6 at ANA]	3, 2x [2/21/09 most recent, 2-5]	6, 1/7/11 [0-6]
Last Tie:	1/11/04, 2-2 at ANA	None	1/11/04, 2-2
Last OT Game:	4/17/13, 3-2 OTW at ANA	3/31/13, 2-1 OTW	4/17/13, 3-2 OTW
OT Record (W-L-T):	6-3-1	2-1-0	4-2-1
Most Goals Scored:	6, 10/24/09 at ANA [6-4 W]	5, 2x [3/24/15 most recent, 5-3 W]	6, 10/24/09 [6-4 W]
Most Goals Allowed:	7, 1/8/12 at ANA [4-7 L]	5, 3x [2/12/12 most recent, 3-5 L]	7, 1/8/12 [4-7 L]
Most Goals, Both Teams:	11, 1/8/12 at ANA [4-7 L]	8, 2x [3/24/15 most recent, 5-3 W]	11, 1/8/12 [4-7 L]
Longest Win Streak:	5, 1/27/01 - 12/31/01	4, 12/6/00 - 12/31/01	4, 12/31/08 - 11/19/10
Longest Pts. Streak:	7, 12/6/00 - 12/31/01 [6-0-0-1]	4, 12/6/00 - 12/31/01 [4-0-0-0]	4, 2x, 12/31/08 - 11/19/10, most recent [4-0-0-0]
Longest Pointless Streak:	5, 1/30/02 - 3/24/03	3, 3/19/06 - 4/7/07	3, 1/30/02 - 3/24/03
Longest Winless Streak:	5, 2x, 11/1/07 - 12/7/08 [0-3-0-2]	3, 2x, 12/10/07 - 2/21/09, most recent [0-2-0-1]	6, 1/30/02 - 10/14/05 [0-5-1-0]

ALL-TIME RESULTS

2000-01	[3-0-0-1]	2001-02	[3-1-0-0]	2002-03	[0-4-0-0]	2003-04	[2-1-1-0]	2005-06	[2-2-0]	2006-07	[2-2-0]
12/6	at CBJ 5, ANA 2	11/16	at CBJ 3, ANA 2	11/14	ANA 3, at CBJ 2	12/2	at CBJ 2, ANA 1	10/14	at ANA 4, CBJ 3	1/5	CBJ 4, at ANA 3
12/13	at ANA 5, CBJ 4 OT	12/14	CBJ 3, at ANA 2	1/15	ANA 4, at CBJ 3	1/11	CBJ 2, at ANA 2 OT	12/28	at CBJ 1, ANA 0	3/14	CBJ 5, at ANA 4 SO
1/27	at CBJ 2, ANA 1	12/31	at CBJ 3, ANA 1	2/19	at ANA 2, CBJ 0	2/18	at ANA 3, CBJ 1	3/5	CBJ 3, at ANA 2 SO	3/29	ANA 5, at CBJ 2
2/25	CBJ 5, at ANA 2	1/30	at ANA 3, CBJ 1	3/24	at ANA 5, CBJ 0	3/26	at CBJ 3, ANA 1	3/19	ANA 4, at CBJ 3	4/7	ANA 4, at CBJ 3
2007-08	[1-1-2]	2008-09	[1-3-0]	2009-10	[3-1-0]	2010-11	[2-2-0]	2011-12	[2-2-0]	2012-13	[2-1-0]
10/5	at CBJ 4, ANA 0	10/27	ANA 3, at CBJ 2	10/24	CBJ 6, at ANA 4	10/20	at CBJ 3, ANA 1	10/30	at CBJ 3, ANA 1	2/18	at ANA 3, CBJ 2
11/1	at ANA 2, CBJ 1 SO	12/7	at ANA 5, CBJ 3	11/13	at CBJ 3, ANA 2 SO	11/19	CBJ 4, at ANA 3	1/8	at ANA 7, CBJ 4	3/31	at CBJ 2, ANA 1 OT
12/10	ANA 4, at CBJ 3 OT	12/31	CBJ 2, at ANA 0	12/12	ANA 3, at CBJ 1	1/7	at ANA 6, CBJ 0	2/3	CBJ 3, at ANA 2 OT	4/17	CBJ 3, at ANA 2 OT
1/2	at ANA 2, CBJ 1	2/21	ANA 5, at CBJ 2	3/9	CBJ 5, at ANA 2	1/25	ANA 3, at CBJ 2	2/12	ANA 5, at CBJ 3		
2013-14	[1-1-0]	2014-15	[1-1-0]								
10/27	ANA 4, at CBJ 3	10/24	at ANA 4, CBJ 1								
2/3	CBJ 4, at ANA 2	3/24	at CBJ 5, ANA 3								

SHUTOUTS

CBJ	3	12/28/05, Denis 40 saves [1-0 at CBJ]; 10/5/07, Leclaire 28 saves [4-0 at CBJ]; 12/31/08, Mason 27 saves [2-0 at ANA]
ANA	3	2/19/03, Giguere 26 saves [0-2 at ANA]; 3/24/03, Giguere 29 saves [0-5 at ANA]; 1/7/11, Hiller 27 saves [0-6 at ANA]

HAT TRICKS

CBJ	1	3/24/15, Hartnell against Gibson [2] and 1 EN [5-3 W at CBJ]
ANA	2	1/8/12, Perry against Sanford [3] [4-7 L at ANA]; 2/12/12, Perry against Mason [3] [3-5 L at CBJ]

PENALTY SHOTS

CBJ	0	None
ANA	0	3/5/06, S. Niedermayer unsuccessful against Leclaire [3-2 SOW at ANA]; 1/5/07, Selanne unsuccessful against Norrena [4-3 W at ANA]; 12/10/07, Pahlsson goal against Leclaire [3-4 OTL at CBJ]



ARIZONA COYOTES

@ArizonaCoyotes

Gila River Arena / 9400 W. Maryland Ave. / Glendale, AZ 85305
 coyotes.nhl.com / p:623.772.3200 / f: 623.872.2000



OLIVER EKMAN-LARSSON

DIRECTORY

First Season: 1979-80
 (Relocated from Winnipeg in 1996, Changed Name from 'Phoenix' to 'Arizona' in 2014)
Home Ice: Gila River Arena
Capacity: 17,125 (opened in 2003)
Playoff Appearances: 19 (most recent, 2011-12)
Stanley Cup Titles: None
EVP & General Manager: Don Maloney
Head Coach: Dave Tippett
Associate Coach: Jim Playfair
Assistant Coaches: Newell Brown, John Slaney
Public Relations Contact: Richard Nairn

TV Play-by-Play: Matt McConnell
TV Color Analyst: Tyson Nash
Radio Play-by-Play: Bob Heethuis
Radio Color Analyst: Nick Boynton

2015-16 SCHEDULE

DATE	HOME/AWAY	START (ET)
Nov. 14, 2015	at CBJ	7:00 PM
Dec. 17, 2015	at ARI	9:00 PM

2014-15 SEASON

Record: 24-50-8, 56 pts.
Home: 11-25-5, 27 pts.
Away: 13-25-3, 29 pts.
Playoffs: Did not qualify

LEADERS

Points: Oliver Ekman-Larsson, 43
Goals: Oliver Ekman-Larsson, 23
Assists: Keith Yandle, 37
+/-: Rob Klinkhammer, 3
Def. Points: Oliver Ekman-Larsson, 43
Goaltending: Mike Smith, 14-42-5, 3.16 GAA

2014-15 RESULTS (0-2-0)

DATE	RESULT	ATTN	W/L GOALTENDERS	GW GOAL
Jan. 3, 2015	at ARI 6, CBJ 3	13,159	Mike Smith / Bobrovsky, McElhinney	Martin Hanzal
Feb. 3, 2015	ARI 4 at CBJ 1	14,108	Mike Smith / Anton Forsberg	Oliver Ekman-Larsson

GOALS BY PERIOD	1ST	2ND	3RD	OT	TOTAL
Columbus	0	3	1	0	4
Arizona	2	5	3	0	10

SHOTS BY PERIOD	1ST	2ND	3RD	OT	TOTAL
Columbus	18	19	20	0	57
Arizona	25	31	7	0	63

POWER PLAY	GOALS	ATTEMPTS	PCT
Columbus	2	6	33.3
Arizona	5	7	71.4

PENALTY KILLING	KILLS	ATTEMPTS	PCT
Columbus	2	7	28.6
Arizona	4	6	66.7

COLUMBUS	GP	G	A	TP	+/-	PM	PP	SH	S	PCT
Wisniewski	2	2	0	2	-2	2	2	0	4	50.0
Johansen	2	1	0	1	-2	4	0	0	5	20.0
Tyutin	2	1	0	1	-1	0	0	0	3	33.3
Johnson	2	0	1	1	0	0	0	0	1	0.0
Skille	2	0	1	1	0	5	0	0	3	0.0

ARIZONA	GP	G	A	TP	+/-	PM	PP	SH	S	PCT
Rieder	2	2	2	4	3	2	0	0	7	28.6
Hanzal	1	1	3	4	1	0	0	0	5	20.0
Yandle	2	0	4	4	1	0	0	0	7	0.0
Gagner	2	2	1	3	1	0	2	0	4	50.0
Ekman-Larsson	2	2	0	2	2	0	2	0	9	22.2

GOALTENDING

COLUMBUS	GP	MIN	GA	GAA	SO	W	L	OTL	SA	SV%
McElhinney	1	15	0	0.00	0	0	0	0	3	1.00
Bobrovsky	1	45	6	8.01	0	0	1	0	31	.806
Forsberg	1	59	3	3.04	0	0	1	0	28	.893

ARIZONA	GP	MIN	GA	GAA	SO	W	L	OTL	SA	SV%
Smith	2	120	4	2.00	0	2	0	0	57	.930

COLUMBUS VS. ARIZONA ALL-TIME

SEASON	W-L-T-O	HOME	AWAY	GF-GA	SF-SA	PP	PK	PIM
2000-01	2-1-1-0	2-0-0-0	0-1-1-0	10-7	132-125	3-of-25	11-of-13	48-80
2001-02	1-3-0-0	1-1-0-0	0-2-0-0	7-9	108-101	2-of-21	8-of-8	42-66
2002-03	1-2-1-0	1-1-0-0	0-1-1-0	9-12	95-135	3-of-26	22-of-27	94-112
2003-04	0-2-2-0	0-1-1-0	0-1-1-0	8-10	112-120	1-of-19	15-of-18	67-68
2005-06	2-2-0	1-1-0	1-1-0	13-16	102-136	5-of-21	23-of-28	64-48
2006-07	2-1-1	1-1-0	1-0-1	13-11	109-115	4-of-27	26-of-30	82-106
2007-08	3-1-0	1-1-0	2-0-0	11-8	122-122	2-of-11	19-of-23	62-46
2008-09	0-4-0	0-2-0	0-2-0	5-13	135-109	2-of-18	18-of-21	68-72
2009-10	1-2-1	0-1-1	1-1-0	6-10	117-109	2-of-16	18-of-22	95-61
2010-11	1-3-0	1-1-0	0-2-0	10-14	130-112	5-of-18	16-of-17	52-54
2011-12	3-1-0	2-0-0	1-1-0	12-9	144-129	0-of-15	10-of-11	34-42
2012-13	1-2-0	1-0-0	0-2-0	4-10	69-116	0-of-8	12-of-14	40-28
2013-14	2-0-0	1-0-0	1-0-0	6-3	61-66	2-of-5	7-of-7	24-20
2014-15	0-2-0	0-1-0	0-1-0	4-10	57-63	2-of-6	2-of-7	34-22
TOTAL	19-26-4-2	12-11-1-1	7-15-3-1	118-142	1493-1558	33-of-236	207-of-246	806-825

	OVERALL	AT CBJ	AT ARI
Current Streak:	0-2-0 since 1/3/15	0-1-0 since 2/3/15	0-1-0 since 1/3/15
Last 10 Games:	5-5-0	5-4-1	3-7-0
Last Win:	4/8/14, 4-3 OT at CBJ	4/8/14, 4-3 OT	1/2/14, 2-0
Last Regulation Loss:	2/3/15, 1-4 at CBJ	2/3/15, 1-4	1/3/15, 3-6
Most Lopsided Win:	4, 10/9/06 [5-1 at CBJ]	4, 10/9/06 [5-1]	3, 2x [3/3/12 most recent, 5-2]
Most Lopsided Loss:	4, 2x [1/23/13 most recent, 1-5 at PHX]	3, 5x [2/3/15 most recent, 1-4]	4, 2x [1/23/13 most recent, 1-5]
Last Tie:	2/2/04, 3-3 at PHX	11/16/03, 2-2	2/2/04, 3-3
Last OT Game:	4/8/14, 4-3 OTW at CBJ	4/8/14, 4-3 OTW	12/14/06, 4-5 SOL
OT Record (W-L-T):	2-2-4	2-1-1	0-1-3
Most Goals Scored:	5, 6x [3/3/12 most recent, 5-2 at PHX]	5, 4x [2/25/11 most recent, 5-3]	5, 2x [3/3/12 most recent, 5-2 W]
Most Goals Allowed:	6, 1/3/15 [3-6 L at ARI]	5, 2x [11/12/08 most recent, 2-5 L]	6, 1/3/15 [3-6 L]
Most Goals, Both Teams:	9, 3x [1/3/15 most recent, 3-6 L at ARI]	9, 3/9/06 [5-4 W]	9, 2x [1/3/15 most recent, 3-6 L]
Longest Win Streak:	3, 3x, 3/16/13 - 4/8/14, most recent	5, 2/25/11 - 4/8/14	3, 3/3/07 - 2/7/08
Longest Pts. Streak:	3, 3x, 3/16/13 - 4/8/14, most recent [3-0-0-0]	5, 2/25/11 - 4/8/14 [5-0-0-0]	5, 1/8/06 - 2/7/08 [4-0-0-1]
Longest Pointless Streak:	4, 2x, 10/11/08 - 12/20/08, most recent	4, 1/29/08 - 10/28/09	3, 3x, 4/3/12 - 2/16/13, most recent
Longest Winless Streak:	6, 2/18/03 - 11/20/05 [0-4-2-0]	6, 1/29/08 - 1/11/11 [0-5-0-1]	9, 12/10/00 - 11/20/05 [0-6-3-0]

ALL-TIME RESULTS

2000-01	[2-1-1-0]	2001-02	[1-3-0-0]	2002-03	[1-2-1-0]	2003-04	[0-2-2-0]	2005-06	[2-2-0]	2006-07	[2-1-1]
11/11	at CBJ 2, PHX 1	11/27	at CBJ 3, PHX 0	10/14	PHX 4, at CBJ 2	11/16	at CBJ 2, PHX 2 OT	11/20	at PHX 5, CBJ 1	10/9	at CBJ 5, PHX 1
12/10	CBJ 1, at PHX 1 OT	12/17	at PHX 4, CBJ 1	12/9	CBJ 3, at PHX 3 OT	12/23	PHX 2, at CBJ 1	1/8	CBJ 5, at PHX 2	12/14	at PHX 5, CBJ 4 SO
2/21	at PHX 3, CBJ 2	1/26	PHX 3, at CBJ 2	1/4	at CBJ 2, PHX 0	2/2	CBJ 3, at PHX 3 OT	3/9	at CBJ 5, PHX 4	2/6	PHX 3, at CBJ 0
2/28	at CBJ 5, PHX 2	3/3	at PHX 2, CBJ 1	2/18	at PHX 5, CBJ 2	2/20	at PHX 3, CBJ 2	3/21	PHX 5, at CBJ 2	3/3	CBJ 4, at PHX 3
2007-08	[3-1-0]	2008-09	[0-4-0]	2009-10	[1-2-1]	2010-11	[1-3-0]	2011-12	[3-1-0]	2012-13	[1-2-0]
10/10	at CBJ 3, PHX 0	10/11	at PHX 3, CBJ 1	10/10	CBJ 2, at PHX 0	1/4	at PHX 4, CBJ 2	1/13	at CBJ 4, PHX 3	1/23	at PHX 5, CBJ 1
1/17	CBJ 4, at PHX 3	11/12	PHX 5, at CBJ 2	10/28	PHX 4, at CBJ 1	1/11	PHX 4, at CBJ 3	3/3	CBJ 5, at PHX 2	2/16	at PHX 5, CBJ 3
1/29	PHX 4, at CBJ 2	11/26	PHX 3, at CBJ 2	12/17	PHX 2, at CBJ 1 SO	2/25	at CBJ 5, PHX 3	3/6	at CBJ 3, PHX 2	3/16	at CBJ 1, PHX 0 SO
2/7	CBJ 2, at PHX 1	12/20	at PHX 2, CBJ 0	12/21	at PHX 5, CBJ 2	3/24	at PHX 3, CBJ 0	4/3	at PHX 2, CBJ 0		
2013-14	[2-0-0]	2014-15	[0-2-0]								
1/2	CBJ 2, at PHX 0	1/3	at ARI 6, CBJ 3								
4/8	at CBJ 4, PHX 3 OT	2/3	ARI 4, at CBJ 1								

SHUTOUTS

CBJ	6	11/27/01, Tugnutt 26 saves [3-0 at CBJ]; 1/4/03, Denis 23 saves [2-0 at CBJ]; 10/10/07, Leclaire 32 saves [3-0 at CBJ]; 10/10/09, Garon 36 saves [2-0 at PHX]; 3/16/13, Bobrovsky 39 saves [1-0 SO at CBJ]; 1/2/14, McElhinney 34 saves [2-0 at PHX]
ARI	5	2/6/07, Joseph 28 saves [0-3 at CBJ]; 12/20/08, Bryzgalov 33 saves [0-2 at PHX]; 3/24/11, Bryzgalov 28 saves [0-3 at PHX]; 4/3/12, Smith 54 saves [0-3 at PHX]; 3/16/13, Smith 23 saves [0-1 SO at CBJ]

HAT TRICKS

CBJ	2	1/8/06, Berard against Joseph [3] [5-2 W at PHX]; 2/25/11, Calvert against Bryzgalov [3] [5-3 W at CBJ]
ARI	1	1/23/13, Sullivan against Mason [1-5 L at PHX]

PENALTY SHOTS

CBJ	2	2/2/04, Vyborny goal against Boucher [3-3 T at PHX]; 2/25/11, Umberger unsuccessful against Bryzgalov [5-3 W at CBJ]
ARI	1	2/28/01, Roenick unsuccessful against Denis [5-2 W at CBJ]



BOSTON BRUINS

@NHLBruins

TD Garden / 100 Legends Way / Boston, MA 02114

bruins.nhl.com / p: 617.624.1900 / f: 617.523.7184



TUUKKA RASK

DIRECTORY

First Season: 1924-25

Home Ice: TD Garden

Capacity: 17,565 (opened in 1995)

Playoff Appearances: 69 (most recent, 2013-14)

Stanley Cup Titles: 6 (most recent, 2011)

President: Cam Neely

General Manager: Don Sweeney

Head Coach: Claude Julien

Assistant Coaches:

Doug Houda, Doug Jarvis, Joe Sacco

Public Relations Contact: Matthew Chmura

TV Play-by-Play: Jack Edwards

TV Color Analyst: Andy Brickley

Radio Play-by-Play: Dave Goucher

Radio Color Analyst: Bob Beers

2015-16 SCHEDULE

DATE	HOME/AWAY	START (ET)
Jan. 23, 2016	at BOS	7:00 PM
Feb. 16, 2016	at CBJ	7:00 PM
Feb. 22, 2016	at BOS	7:00 PM

2014-15 SEASON

Record: 41-27-14, 96 pts.

Home: 24-10-7, 55 pts.

Away: 17-17-7, 41 pts.

Playoffs: Did not qualify

LEADERS

Points: Patrice Bergeron, 55

Goals: Brad Marchand, 24

Assists: Patrice Bergeron & Dougie Hamilton, 32

+/-: Kevan Miller, 20

Def. Points: Dougie Hamilton, 42

Goaltending: Tuukka Rask, 34-21-13, 2.30 GAA

2014-15 RESULTS (2-0-1)

DATE	RESULT	ATTN	W/L GOALTENDERS	GW GOAL
Nov. 21, 2014	BOS 4 at CBJ 3 (SO)	15,030	Niklas Svedberg / Sergei Bobrovsky	Alex Khokhlachev
Dec. 27, 2014	at CBJ 6, BOS 2	16,795	Curtis McElhinney / Svedberg, Rask	Kevin Connauton
Jan. 17, 2015	CBJ 3 at BOS 1	17,565	Curtis McElhinney / Tuukka Rask	Matt Calvert

GOALS BY PERIOD	1ST	2ND	3RD	OT	TOTAL	SHOTS BY PERIOD	1ST	2ND	3RD	OT	TOTAL
Columbus	4	4	4	0	12	Columbus	31	26	31	1	89
Boston	2	1	3	0	6	Boston	29	32	36	7	104

POWER PLAY	GOALS	ATTEMPTS	PCT	PENALTY KILLING	KILLS	ATTEMPTS	PCT
Columbus	2	7	28.6	Columbus	6	6	100.0
Boston	0	6	0.00	Boston	5	7	71.4

COLUMBUS	GP	G	A	TP	+/-	PM	PP	SH	S	PCT	BOSTON	GP	G	A	TP	+/-	PM	PP	SH	S	PCT
Johansen	3	2	4	6	3	2	1	0	9	22.2	Paille	3	1	1	2	-1	0	0	0	5	20.0
Calvert	3	3	1	4	4	0	0	0	7	42.9	Soderberg	3	1	1	2	-2	0	0	0	6	16.7
Johnson	3	1	3	4	2	0	0	0	8	12.5	Bergeron	3	1	1	2	1	0	0	0	15	6.7
Hartnell	3	2	1	3	0	2	0	0	6	33.3	Kelly	3	0	2	2	-1	2	0	0	5	0.0
Foligno	3	2	1	3	1	2	1	0	8	25.0	Bartkowski	2	0	2	2	0	4	0	0	4	0.0

GOALTENDING

COLUMBUS	GP	MIN	GA	GAA	SO	W	L	OTL	SA	SV%	BOSTON	GP	MIN	GA	GAA	SO	W	L	OTL	SA	SV%
McElhinney	2	120	3	1.50	0	2	0	0	63	.952	Svedberg	2	92	6	3.93	0	1	1	0	43	.860
Bobrovsky	1	65	3	2.77	0	0	0	1	41	.927	Rask	2	93	5	3.23	0	0	1	0	45	.889

COLUMBUS VS. BOSTON ALL-TIME

SEASON	W-L-T-O	HOME	AWAY	GF-GA	SF-SA	PP	PK	PIM
2000-01	1-0-0-0	1-0-0-0	0-0-0-0	3-2	34-28	0-of-2	3-of-4	33-9
2001-02	1-1-0-0	0-1-0-0	1-0-0-0	5-9	48-62	0-of-7	7-of-8	19-19
2002-03	0-1-0-0	0-0-0-0	0-1-0-0	2-7	24-45	1-of-4	3-of-6	19-15
2003-04	0-1-0-0	0-1-0-0	0-0-0-0	0-4	24-27	0-of-3	1-of-2	14-26
2005-06	DID NOT PLAY							
2006-07	1-0-0	1-0-0	0-0-0	5-4	42-26	1-of-6	5-of-6	12-12
2007-08	0-1-0	0-0-0	0-1-0	0-2	32-18	0-of-5	2-of-3	11-13
2008-09	1-0-0	1-0-0	0-0-0	2-0	34-35	1-of-3	3-of-3	13-13
2009-10	1-0-0	0-0-0	1-0-0	3-2	25-34	1-of-4	2-of-2	11-13
2010-11	0-0-1	0-0-1	0-0-0	2-2	36-29	0-of-6	1-of-1	2-10
2011-12	0-1-1	0-1-0	0-0-1	4-6	67-56	2-of-9	5-of-8	28-30
2012-13	DID NOT PLAY							
2013-14	0-2-1	0-1-0	0-1-1	4-9	75-103	2-of-10	10-of-11	42-32
2014-15	2-0-1	1-0-1	1-0-0	12-6	89-104	2-of-7	6-of-6	21-33
TOTAL	7-7-0-4	4-4-0-2	3-3-0-2	42-53	530-567	10-of-66	48-of-60	225-225

	OVERALL	AT CBJ	AT BOS
Current Streak:	2-0-1 since 11/21/14	1-0-1 since 11/21/14	1-0-0 since 1/17/15
Last 10 Games:	3-3-4	4-4-2	3-3-2
Last Win:	1/17/15, 3-1 at BOS	12/27/14, 6-2	1/17/15, 3-1
Last Regulation Loss:	11/14/13, 2-3 at BOS	10/12/13, 1-3	11/13/13, 2-3
Most Lopsided Win:	4, 2x (12/27/14 most recent, 6-2 at CBJ)	4, 12/27/14 (6-2)	4, 11/10/01 (5-1)
Most Lopsided Loss:	8, 2/4/02 (0-8 at CBJ)	8, 2/4/02 (0-8)	5, 1/18/03 (2-7)
Last Tie:	None	None	None
Last OT Game:	11/21/14, 3-4 SOL at CBJ	11/21/14, 3-4 SOL	11/14/13, 2-3 OTL
OT Record (W-L-T):	2-4-0	2-2-0	0-2-0
Most Goals Scored:	6, 12/27/14 (6-2 W at CBJ)	6, 12/27/14 (6-2 W)	5, 11/10/01 (5-1 W)
Most Goals Allowed:	8, 2/4/02 (0-8 L at CBJ)	8, 2/4/02 (0-8 L)	7, 1/18/03 (2-7 L)
Most Goals, Both Teams:	9, 2x (12/26/06 most recent, 5-4 OTW)	9, 12/26/06 (5-4 OTW)	9, 1/18/03 (2-7 L)
Longest Win Streak:	2, 3x, 12/27/14 – current, most recent	2, 12/26/06 – 3/10/09	1, 3x, 1/17/15, most recent
Longest Pts. Streak:	4, 3/10/09 – 11/17/11 (2-0-0-2)	3, 12/26/06 – 3/15/11 (2-0-0-1)	3, 1/21/10 – 11/14/13 (1-0-0-2)
Longest Pointless Streak:	3, 2/4/02 – 11/14/03	2, 2x, 12/10/11 – 10/12/13, most recent	2, 1/18/03 – 12/15/07
Longest Winless Streak:	7, 3/15/11 – 11/21/14 (0-3-0-4)	4, 3/15/11 – 11/21/14 (0-2-0-2)	3, 1/21/10-11/14/13 (0-1-0-2)

ALL-TIME RESULTS

2000-01	(1-0-0-0)	2001-02	(1-1-0-0)	2002-03	(0-1-0-0)	2003-04	(0-1-0-0)	2005-06	(0-0-0)	2006-07	(1-0-0)
12/8 at CBJ 3, BOS 2 OT		11/10 CBJ 5, at BOS 1 2/4 BOS 8, at CBJ 0		1/18 at BOS 7, CBJ 2		11/14 BOS 4, at CBJ 0		DID NOT PLAY		12/26 at CBJ 5, BOS 4 OT	
2007-08	(0-1-0)	2008-09	(1-0-0)	2009-10	(1-0-0)	2010-11	(0-0-1)	2011-12	(0-1-1)	2012-13	(0-0-0)
12/15 at BOS 2, CBJ 0		3/10 at CBJ 2, BOS 0		1/21 CBJ 3, at BOS 2		3/15 BOS 3, at CBJ 2 SO		11/17 at BOS 2, CBJ 1 SO 12/10 BOS 5, at CBJ 3		DID NOT PLAY	
2013-14	(0-2-1)	2014-15	(2-0-1)								
10/12 BOS 3 at CBJ 1		11/21 BOS 4, at CBJ 3 OT									
11/14 at BOS 3, CBJ 2		12/27 at CBJ 6, BOS 2									
11/30 at BOS 3, CBJ 2 OT		1/17 CBJ 3, at BOS 1									

SHUTOUTS

CBJ	1	3/10/09, Mason 35 saves (2-0 at CBJ)
BOS	3	2/4/02, Grahame 30 saves (0-8 at CBJ); 11/14/03, Potvin 24 saves (0-4 at CBJ); 12/15/07, Auld 32 saves (0-2 at BOS)

HAT TRICKS

CBJ	0	None
BOS	1	2/4/02, Guerin against Denis (3) (0-8 L at CBJ)

PENALTY SHOTS

CBJ	0	None
BOS	0	None



BUFFALO SABRES

@BuffaloSabres

First Niagara Center / One Seymour H. Knox III Plaza / Buffalo, NY 14203
sabres.nhl.com / p: 716.855.4100 / f: 716.855.4122



TYLER ENNIS

DIRECTORY

First Season: 1970-71
Home Ice: First Niagara Center
Capacity: 19,070 (opened in 1996)
Playoff Appearances: 29 (most recent, 2010-11)
Stanley Cup Titles: None
General Manager: Tim Murray
Head Coach: Dan Bylsma
Assistant Coaches:
Terry Murray, Dave Barr, Dan Lambert
Public Relations Contact: Michael Gilbert

Play-by-Play: Rick Jeanneret
Play-By-Play/Host: Dave Dunleavy
Color Analyst: Rob Ray

2015-16 SCHEDULE

DATE	HOME/AWAY	START (ET)
Oct. 12, 2015	at BUF	3:00 PM
Feb. 19, 2016	at CBJ	7:00 PM
Apr. 8, 2016	at BUF	7:00 PM

2014-15 SEASON

Record: 23-51-8, 54 pts.
Home: 14-22-5, 33 pts.
Away: 9-29-3, 21 pts.
Playoffs: Did not qualify

LEADERS

Points: Tyler Ennis, 46
Goals: Tyler Ennis, 20
Assists: Matt Moulson, 28
+/-: Mark Pysyk, 4
Def. Points: Rasmus Ristolainen, 20
Goaltending: Jhonas Enroth, 13-21-2, 3.27 GAA

2014-15 RESULTS (2-1-0)

DATE	RESULT	ATTN	W/L GOALTENDERS	GWG GOAL
Oct. 9, 2014	CBJ 3 at BUF 1	18,215	Sergei Bobrovsky / Jhonas Enroth	Cam Atkinson
Feb. 24, 2015	BUF 4 at CBJ 2	13,671	Michal Neuvirth / Anton Forsberg	Mark Pysyk
Apr. 10, 2015	at CBJ 4, BUF 2	17,855	Sergei Bobrovsky / Anders Lindback	Cam Atkinson

GOALS BY PERIOD	1ST	2ND	3RD	OT	TOTAL
Columbus	2	3	4	0	9
Buffalo	3	4	0	0	7

POWER PLAY	GOALS	ATTEMPTS	PCT
Columbus	1	9	11.1
Buffalo	2	7	28.6

COLUMBUS	GP	G	A	TP	+/-	PM	PP	SH	S	PCT
Calvert	3	2	1	3	1	0	0	0	10	20.0
Johnson	3	0	3	3	3	0	0	0	9	0.0
Johansen	3	0	3	3	2	2	0	0	5	0.0
Atkinson	3	2	0	2	1	0	1	0	10	20.0
Foligno	3	1	1	2	2	2	0	0	12	8.3

SHOTS BY PERIOD	1ST	2ND	3RD	OT	TOTAL
Columbus	42	41	44	0	127
Buffalo	26	32	20	0	78

PENALTY KILLING	KILLS	ATTEMPTS	PCT
Columbus	5	7	71.4
Buffalo	8	9	88.9

BUFFALO	GP	G	A	TP	+/-	PM	PP	SH	S	PCT
Girgensons	2	2	1	3	1	0	0	1	3	66.7
Foligno	3	0	3	3	2	0	0	0	3	0.0
Gionta	3	1	1	2	-1	2	1	0	10	10.0
Bogosian	2	0	2	2	-4	4	0	0	1	0.0
Pysyk	1	1	0	1	3	2	0	0	1	100.0

GOALTENDING

COLUMBUS	GP	MIN	GA	GAA	SO	W	L	OTL	SA	SV%
Bobrovsky	2	120	3	1.50	0	2	0	0	47	.936
Forsberg	1	57	4	4.18	0	0	1	0	31	.871

BUFFALO	GP	MIN	GA	GAA	SO	W	L	OTL	SA	SV%
Neuvirth	1	60	2	2.00	0	1	0	0	47	.957
Enroth	1	60	3	3.00	0	0	1	0	40	.925
Lindback	1	59	3	3.06	0	0	1	0	39	.923

COLUMBUS VS. BUFFALO ALL-TIME

SEASON	W-L-T/O	HOME	AWAY	GF-GA	SF-SA	PP	PK	PIM
2000-01	1-0-0-0	0-0-0-0	1-0-0-0	2-1	18-23	0-of-2	2-of-2	4-4
2001-02	1-0-1-0	0-0-1-0	1-0-0-0	5-3	44-62	2-of-9	7-of-7	16-20
2002-03	1-1-0-0	1-0-0-0	0-1-0-0	7-7	47-65	2-of-13	11-of-11	37-41
2003-04	0-1-0-0	0-0-0-0	0-1-0-0	0-6	23-39	0-of-5	3-of-3	8-12
2005-06	DID NOT PLAY							
2006-07	1-0-0	1-0-0	0-0-0	3-2	26-38	1-of-6	4-of-6	21-23
2007-08	1-0-0	0-0-0	1-0-0	3-0	29-21	1-of-6	5-of-5	10-14
2008-09	1-0-0	0-0-0	1-0-0	6-1	25-37	0-of-2	7-of-8	16-6
2009-10	1-0-0	1-0-0	0-0-0	4-0	25-28	2-of-6	5-of-5	20-22
2010-11	0-2-0	0-1-0	0-1-0	4-10	55-67	1-of-10	5-of-10	68-73
2011-12	1-1-0	1-0-0	0-1-0	7-5	77-55	1-of-11	4-of-6	26-34
2012-13	DID NOT PLAY							
2013-14	2-1-0	0-1-0	2-0-0	9-9	106-78	1-of-10	5-of-6	32-42
2014-15	2-1-0	1-1-0	1-0-0	9-7	127-78	1-of-9	5-of-7	18-22
TOTAL	12-7-1-0	5-3-1-0	7-4-0-0	59-51	602-591	12-of-89	63-of-76	276-313

	OVERALL	AT CBJ	AT BUF
Current Streak:	1-0-0 since 4/10/15	1-0-0 since 4/10/15	3-0-0 since 10/10/13
Last 10 Games:	5-5-0	5-3-1	6-4-0
Last Win:	4/10/15, 4-2 at CBJ	4/10/15, 4-2	10/9/14, 3-1
Last Regulation Loss:	2/24/15, 2-4 at CBJ	2/24/15, 2-4	10/27/11, 2-4
Most Lopsided Win:	5, 11/14/08 (6-1 at BUF)	4, 2x (11/25/11 most recent, 5-1)	5, 11/14/08 (6-1)
Most Lopsided Loss:	6, 3/29/04 (0-6 at BUF)	3, 1/25/14 (2-5)	6, 3/29/04 (0-6)
Last Tie:	12/29/01, 2-2 at CBJ	12/29/01, 2-2	None
Last OT Game:	1/18/14, 4-3 SOW at BUF	12/29/01, 2-2 T	1/18/14, 4-3 SOW
OT Record (W-L-T):	1-0-1	0-0-1	1-0-0
Most Goals Scored:	6, 11/14/08 (6-1 W at BUF)	5, 11/25/11 (5-1 W)	6, 11/14/08 (6-1 W)
Most Goals Allowed:	6, 3/29/04 (0-6 L at BUF)	5, 2x (1/25/14 most recent, 2-5 L)	6, 3/29/04 (0-6 L)
Most Goals, Both Teams:	9, 2x (4/9/11 most recent, 4-5 L at CBJ)	9, 4/9/11 (4-5 L)	9, 11/22/02 (4-5 L)
Longest Win Streak:	4, 1/26/07 - 2/6/10	3, 11/3/02 - 2/6/10	3, 10/10/13 - current
Longest Pts. Streak:	4, 2x, 1/26/07 - 2/6/10 most recent (4-0-0-0)	4, 12/29/01 - 2/6/10 (3-0-1-0)	3, 10/10/13 - current (3-0-0-0)
Longest Pointless Streak:	3, 12/3/10 - 10/27/11	2, 1/25/14 - 2/24/15	2, 2x, 12/3/10 - 10/27/11, most recent
Longest Winless Streak:	3, 12/3/10 - 10/27/11 (0-3-0-0)	2, 1/25/14 - 2/24/15 (0-2-0-0)	2, 2x, 12/3/10 - 10/27/11, most recent (0-2-0)

ALL-TIME RESULTS

2000-01	(1-0-0-0)	2001-02	(1-0-1-0)	2002-03	(1-1-0-0)	2003-04	(0-1-0-0)	2005-06	(0-0-0)	2006-07	(1-0-0)
1/23	CBJ 2, at BUF 1	10/19	CBJ 3, at BUF 1	11/3	at CBJ 3, BUF 2	3/29	at BUF 6, CBJ 0	DID NOT PLAY		1/26	at CBJ 3, BUF 2
		12/29	BUF 2, at CBJ 2 OT	11/22	at BUF 5, CBJ 4						
2007-08	(1-0-0)	2008-09	(1-0-0)	2009-10	(1-0-0)	2010-11	(0-2-0)	2011-12	(1-1-0)	2012-13	(0-0-0)
10/19	CBJ 3, at BUF 0	11/14	CBJ 6, at BUF 1	2/6	at CBJ 4, BUF 0	12/3	at BUF 5, CBJ 0	10/27	at BUF 4, CBJ 2	DID NOT PLAY	
						4/9	BUF 5, at CBJ 4	11/25	at CBJ 5, BUF 1		
2013-14	(2-1-0)	2014-15	(2-1-0)								
10/10	CBJ 4 at BUF 1	10/9	CBJ 3, at BUF 1								
1/18	CBJ 4 at BUF 3 SO	2/24	BUF 4, at CBJ 2								
1/25	BUF 5 at CBJ 2	4/10	at CBJ 4, BUF 2								

SHUTOUTS

CBJ	2	10/19/07, Leclaire 21 saves (3-0 at BUF); 2/6/10, Mason 28 saves (4-0 at CBJ)
BUF	2	3/29/04, Biron 23 saves (0-6 at BUF); 12/3/10, Miller 19 saves (0-5 at BUF)

HAT TRICKS

CBJ	0	None
BUF	0	None

PENALTY SHOTS

CBJ	1	10/19/07, Nash unsuccessful against Miller (3-0 W at BUF)
BUF	1	1/26/07, Paille unsuccessful against Norrena (3-2 W at CBJ)



CALGARY FLAMES

@NHLFlames

Scotiabank Saddledome / 555 Saddledome Rise S.E. / Calgary, AB T2G 2W1
flames.nhl.com / p: 403.777.2177 / f: 403.777.2171



SEAN MONAHAN

DIRECTORY

First Season: 1972-73
Home Ice: Scotiabank Saddledome
Capacity: 19,289 (opened in 1983)
Playoff Appearances: 27 (most recent, 2014-15)
Stanley Cup Titles: 1 (1989)
President and CEO: Ken King
President of Hockey Operations: Brian Burke
General Manager: Brad Treliving
Head Coach: Bob Hartley
Assistant Coaches: Jacques Cloutier, Martin Gelinas
Public Relations Contact: Peter Hanlon

TV Play-by-Play: Rick Ball
TV Color Analyst: Kelly Hrudey
Radio Play-by-Play: Derek Wills
Radio Color Analyst: Peter Loubardias

2015-16 SCHEDULE

DATE	HOME/AWAY	START (ET)
Jan. 21, 2016	at CBJ	7:00 PM
Feb. 5, 2016	at CGY	9:00 PM

2014-15 SEASON

Record: 45-30-7, 97 pts.
Home: 23-13-5, 51 pts.
Away: 22-17-2, 46 pts.
Playoffs: Lost 4-1 (ANA) in West Semifinals

LEADERS

Points: Jiri Hudler, 76
Goals: Jiri Hudler & Sean Monahan, 31
Assists: Jiri Hudler, 45
+/-: Kris Russell, 18
Def. Points: Dennis Wideman, 56
Goaltending: Jonas Hiller, 26-19-4, 2.36 GAA

2014-15 RESULTS (2-0-0)

DATE	RESULT	ATTN	W/L GOALTENDERS	GW GOAL
Oct. 17, 2014	at CBJ 3, CGY 2	15,987	Sergei Bobrovsky / Karri Ramo	Matt Calvert
Mar. 21, 2015	CBJ 3 at CGY 2 (OT)	19,289	Sergei Bobrovsky / Karri Ramo	Rene Bourque

GOALS BY PERIOD	1ST	2ND	3RD	OT	TOTAL	SHOTS BY PERIOD	1ST	2ND	3RD	OT	TOTAL
Columbus	3	1	1	1	6	Columbus	14	17	18	3	52
Calgary	1	1	2	0	4	Calgary	18	23	28	2	71

POWER PLAY	GOALS	ATTEMPTS	PCT	PENALTY KILLING	KILLS	ATTEMPTS	PCT
Columbus	1	5	20.0	Columbus	8	9	88.9
Calgary	1	9	11.1	Calgary	4	5	80.0

COLUMBUS	GP	G	A	TP	+/-	PM	PP	SH	S	PCT	CALGARY	GP	G	A	TP	+/-	PM	PP	SH	S	PCT
Bourque	1	2	0	2	1	2	0	0	4	50.0	Monahan	2	1	1	2	0	0	1	0	6	16.7
Calvert	1	1	1	2	1	2	0	0	2	50.0	Hudler	2	1	1	2	-1	0	0	0	6	16.7
Johansen	2	1	1	2	-1	0	1	0	3	33.3	Raymond	2	1	0	1	-1	2	0	0	8	12.5
Letestu	2	0	2	2	2	0	0	0	2	0.0	Jooris	1	1	0	1	1	0	0	0	3	33.3
Skille	1	1	0	1	2	2	0	0	3	33.3	Giordano	1	0	1	1	0	2	0	0	4	0.0

GOALTENDING

COLUMBUS	GP	MIN	GA	GAA	SO	W	L	OTL	SA	SV%	CALGARY	GP	MIN	GA	GAA	SO	W	L	OTL	SA	SV%
Bobrovsky	2	124	4	1.94	0	2	0	0	71	.944	Ramo	2	122	6	2.94	0	0	1	1	52	.885

COLUMBUS VS. CALGARY ALL-TIME

SEASON	W-L-T-O	HOME	AWAY	GF-GA	SF-SA	PP	PK	PIM
2000-01	3-1-0-0	2-0-0-0	1-1-0-0	12-9	92-109	6-of-21	14-of-16	85-111
2001-02	2-2-0-0	2-0-0-0	0-2-0-0	9-12	96-134	2-of-20	12-of-14	66-76
2002-03	3-0-0-1	1-0-0-1	2-0-0-0	18-9	106-127	5-of-21	20-of-22	93-87
2003-04	1-3-0-0	1-1-0-0	0-2-0-0	5-10	100-135	3-of-33	17-of-18	69-95
2005-06	2-2-0	1-1-0	1-1-0	6-8	85-134	2-of-21	24-of-25	62-52
2006-07	2-2-0	2-0-0	0-2-0	9-13	109-112	5-of-25	17-of-23	73-87
2007-08	2-2-0	1-1-0	1-1-0	8-7	140-96	1-of-18	15-of-17	83-85
2008-09	2-1-1	2-0-0	0-1-1	13-9	126-115	3-of-21	18-of-21	141-132
2009-10	2-1-1	1-0-1	1-1-0	11-12	117-99	4-of-15	11-of-12	36-46
2010-11	1-2-1	1-1-0	0-1-1	10-14	123-106	1-of-11	17-of-20	49-35
2011-12	3-0-1	1-0-1	2-0-0	9-6	109-120	1-of-13	8-of-10	39-49
2012-13	2-0-1	1-0-1	1-0-0	14-9	82-88	1-of-9	8-of-10	25-23
2013-14	1-1-0	0-1-0	1-0-0	5-5	50-54	1-of-6	3-of-3	4-10
2014-15	2-0-0	1-0-0	1-0-0	6-4	52-71	1-of-5	8-of-9	34-26
TOTAL	28-17-0-6	17-5-0-4	11-12-0-2	135-127	1387-1500	36-of-239	192-of-220	859-914

	OVERALL	AT CBJ	AT CGY
Current Streak:	3-0-0 since 11/20/13	1-0-0 since 10/17/14	5-0-0 since 12/1/11
Last 10 Games:	7-1-2	5-2-3	6-3-1
Last Win:	3/21/15, 3-2 OTW at CGY	10/17/14, 3-2	3/21/15, 3-2 OTW
Last Regulation Loss:	10/4/13, 3-4 at CBJ	10/4/13, 3-4	3/4/11, 3-4
Most Lopsided Win:	5, 2x [3/26/09, 5-0 at CBJ]	5, 3/26/09 [5-0]	5, 1/11/03 [7-2]
Most Lopsided Loss:	5, 3/25/02 [1-6 at CGY]	4, 10/22/10 [2-6]	5, 3/25/02 [1-6]
Last Tie:	None	None	None
Last OT Game:	3/21/15, 3-2 OTW at CGY	2/7/13, 3-4 OTL	3/21/15, 3-2 OTW
OT Record (W-L-T):	7-6-0	1-4-0	6-2-0
Most Goals Scored:	7, 1/11/03 [7-2 W at CGY]	6, 3/24/01 [6-4 W]	7, 1/11/03 [7-2 W]
Most Goals Allowed:	6, 4x [10/22/10, 2-6 L at CBJ]	6, 10/22/10 [2-6 L]	6, 3x [10/20/09 most recent, 3-6 L]
Most Goals, Both Teams:	10, 3x [3/29/13, 6-4 W at CGY]	10, 3/24/01 [6-4 W]	10, 2x [3/29/13 most recent, 6-4 W]
Longest Win Streak:	3, 3x, 11/20/13 - current	5, 3/14/01 - 12/19/02	5, 12/1/11 - current
Longest Pts. Streak:	7, 11/21/11 - 3/29/13 [5-0-0-2]	7, 3/14/01 - 11/9/03 [6-0-0-1]	5, 12/1/11 - current [5-0-0-0]
Longest Pointless Streak:	4, 12/19/03 - 11/3/05	2, 12/19/03 - 10/7/05	3, 2x, 11/1/03 - 11/3/05, most recent
Longest Winless Streak:	4, 12/19/03 - 11/3/05 [0-4-0-0]	2, 3x, 12/27/11 - 2/7/13, most recent [0-0-0-2]	4, 3/4/08 - 10/20/09 [0-3-0-1]

ALL-TIME RESULTS

2000-01	[3-1-0-0]	2001-02	[2-2-0-0]	2002-03	[3-0-0-1]	2003-04	[1-3-0-0]	2005-06	[2-2-0]	2006-07	[2-2-0]
10/12	CBJ 3, at CGY 2	11/1	at CGY 2, CBJ 1	12/19	at CBJ 3, CGY 0	11/1	at CGY 3, CBJ 0	10/7	CGY 3, at CBJ 1	11/3	at CBJ 5, CGY 4 SO
3/14	at CBJ 3, CGY 0	11/25	at CBJ 4, CGY 3	1/11	CBJ 7, at CGY 2	11/9	at CBJ 4, CGY 3	11/3	at CGY 2, CBJ 1	12/1	at CGY 2, CBJ 1
3/24	at CBJ 6, CGY 4	3/16	at CBJ 3, CGY 1	3/8	CGY 3, at CBJ 2 OT	12/19	CGY 2, at CBJ 1	2/1	CBJ 2, at CGY 1 SO	2/2	at CGY 6, CBJ 2
3/27	at CGY 3, CBJ 0	3/25	at CGY 6, CBJ 1	3/29	CBJ 6, at CGY 4	3/18	at CGY 2, CBJ 0	3/24	at CBJ 3, CGY 2	2/8	at CBJ 2, CGY 1
2007-08	[2-2-0]	2008-09	[2-1-1]	2009-10	[2-1-1]	2010-11	[1-2-1]	2011-12	[3-0-1]	2012-13	[2-0-1]
12/1	CBJ 4, at CGY 3 OT	11/8	at CBJ 3, CGY 1	10/13	at CBJ 2, CGY 1	10/22	CGY 6, at CBJ 2	11/21	at CBJ 4, CGY 1	2/7	CGY 4, at CBJ 3 OT
12/18	CGY 3, at CBJ 1	1/21	at CGY 5, CBJ 4 SO	10/20	at CGY 6, CBJ 3	12/13	at CGY 3, CBJ 2 OT	12/1	CBJ 4, at CGY 3 SO	3/22	at CBJ 5, CGY 1
3/4	at CGY 1, CBJ 0	2/24	at CGY 4, CBJ 1	11/28	CGY 4, at CBJ 3 SO	12/21	at CBJ 3, CGY 1	12/27	CGY 2, at CBJ 1 SO	3/29	CBJ 6, at CGY 4
3/18	at CBJ 3, CGY 0	3/26	at CBJ 5, CGY 0	1/8	CBJ 3, at CGY 2	3/4	at CGY 4, CBJ 3	3/18	CBJ 2, at CGY 1 SO		
2013-14	[1-1-0]	2014-15	[2-0-0]								
10/4	CGY 4, at CBJ 3	10/17	at CBJ 3, CGY 2								
11/20	CBJ 2, at CGY 1 OT	3/21	CBJ 3, at CGY 2 OT								

SHUTOUTS

CBJ	4	3/14/01, Tugnutt 30 saves [3-0 at CBJ]; 12/19/02, Denis 29 saves [3-0 at CBJ]; 3/18/08, Norrena 18 saves [3-0 at CBJ]; 3/26/09, Mason 33 saves [5-0 at CBJ]
CGY	4	3/27/01, Brathwaite 19 saves [0-3 at CGY]; 11/1/03, McLennan 15 saves [0-3 at CGY]; 3/18/04, Kiprusoff 23 saves [0-2 at CGY]; 3/4/08, Kiprusoff 39 saves [0-1 at CGY]

HAT TRICKS

CBJ	1	3/29/03, Sanderson against Turek (3) and 1 EN [6-4 W at CGY]
CGY	1	10/22/10, Bourque against Mason (3) [2-6 L at CBJ]

PENALTY SHOTS

CBJ	2	3/4/11, Calvert unsuccessful against Kiprusoff [3-4 L at CGY]; 3/4/11, Vermette unsuccessful against Kiprusoff [3-4 L at CGY]
CGY	0	None



CAROLINA HURRICANES

@NHLCanes

PNC Arena / 1400 Edwards Mill Rd. / Raleigh, NC 27607
hurricanes.nhl.com / p: 919.467.7825 / f: 919.462.0123



JUSTIN FAULK

DIRECTORY

First Season: 1979-80
(Relocated from Hartford in 1997)
Home Ice: PNC Arena
Capacity: 18,680 (opened in 1999)
Playoff Appearances: 13 (most recent, 2008-09)
Stanley Cup Titles: 1 (2006)
EVP and General Manager: Ron Francis
Head Coach: Bill Peters
Assistant Coaches:
Rod Brind'Amour, Steve Smith
Public Relations Contact: Mike Sundheim

TV Play-by-Play/Radio Analyst: John Forslund
TV Color Analyst: Tripp Tracy
Radio Play-by-Play: Chuck Kaiton

2015-16 SCHEDULE

DATE	HOME/AWAY	START (ET)
Jan. 8, 2016	at CAR	7:00 PM
Jan. 9, 2016	at CBJ	7:00 PM
Mar. 24, 2016	at CBJ	7:00 PM
Apr. 2, 2016	at CAR	7:00 PM

2014-15 SEASON

Record: 30-41-11, 71 pts.
Home: 18-16-7, 43 pts.
Away: 12-25-4, 28 pts.
Playoffs: Did not qualify

LEADERS

Points: Eric Staal, 54
Goals: Eric Staal, 23
Assists: Justin Faulk, 34
+/-: Andrej Nestrasil, 5
Def. Points: Justin Faulk, 49
Goaltending: Cam Ward, 22-24-5, 2.40 GAA

2014-15 RESULTS (1-2-1)

DATE	RESULT	ATTN	W/L GOALTENDERS	GW GOAL
Nov. 4, 2014	CAR 4 at CBJ 2	15,638	Cam Ward / Curtis McElhinney	Justin Faulk
Nov. 7, 2014	at CAR 3, CBJ 2 (OT)	11,540	Cam Ward / Curtis McElhinney	Elias Lindholm
Mar. 10, 2015	CBJ 4 at CAR 3 (SO)	10,418	Sergei Bobrovsky / Cam Ward	Ryan Johansen
Mar. 15, 2015	CAR 3 at CBJ 2	15,258	Anton Khudobin / Sergei Bobrovsky	Brad Malone

GOALS BY PERIOD	1ST	2ND	3RD	OT	TOTAL	SHOTS BY PERIOD	1ST	2ND	3RD	OT	TOTAL
Columbus	3	4	2	0	9	Columbus	39	26	35	6	106
Carolina	5	5	2	1	13	Carolina	44	41	42	4	131

POWER PLAY	GOALS	ATTEMPTS	PCT	PENALTY KILLING	KILLS	ATTEMPTS	PCT
Columbus	5	16	31.3	Columbus	19	23	82.6
Carolina	4	23	17.4	Carolina	11	16	68.8

COLUMBUS	GP	G	A	TP	+/-	PM	PP	SH	S	PCT	CAROLINA	GP	G	A	TP	+/-	PM	PP	SH	S	PCT
Hartnell	4	5	0	5	1	9	2	0	19	26.3	Faulk	4	3	2	5	1	2	1	1	18	16.7
Foligno	3	3	0	3	-1	2	2	0	6	50.0	Rask	4	2	2	4	2	4	1	0	12	16.7
Johansen	4	0	3	3	-3	0	0	0	8	0.0	Staal	4	2	1	3	1	2	1	0	16	12.5
Atkinson	4	0	2	2	-3	2	0	0	9	0.0	Lindholm	4	1	2	3	0	0	1	0	6	16.7
Jenner	2	0	2	2	1	2	0	0	6	0.0	Hainsey	4	1	1	2	5	2	0	0	5	20.0

GOALTENDING

COLUMBUS	GP	MIN	GA	GAA	SO	W	L	OTL	SA	SV%	CAROLINA	GP	MIN	GA	GAA	SO	W	L	OTL	SA	SV%
Bobrovsky	2	123	6	2.92	0	1	1	0	59	.898	Ward	3	189	7	2.22	0	2	0	1	82	.915
McElhinney	2	123	6	2.93	0	0	1	1	71	.915	Khudobin	1	60	2	2.00	0	1	0	0	24	.917

COLUMBUS VS. CAROLINA ALL-TIME

SEASON	W-L-T/O	HOME	AWAY	GF-GA	SF-SA	PP	PK	PIM
2000-01	1-1-0-0	1-0-0-0	0-1-0-0	4-3	40-58	2-of-11	5-of-6	28-36
2001-02	0-1-0-0	0-0-0-0	0-1-0-0	2-5	18-38	1-of-4	6-of-6	10-10
2002-03	0-2-0-0	0-1-0-0	0-1-0-0	7-10	67-66	2-of-7	7-of-10	27-21
2003-04	1-1-0-0	0-1-0-0	1-0-0-0	4-4	45-63	2-of-9	7-of-8	20-22
2005-06	0-1-0	0-0-0	0-1-0	1-2	26-32	0-of-4	6-of-7	14-8
2006-07	DID NOT PLAY							
2007-08	1-0-0	1-0-0	0-0-0	4-1	23-24	1-of-6	3-of-4	13-17
2008-09	1-0-0	0-0-0	1-0-0	5-1	20-27	2-of-4	3-of-3	6-8
2009-10	1-0-0	1-0-0	0-0-0	3-2	26-26	0-of-3	5-of-5	10-6
2010-11	1-0-0	0-0-0	1-0-0	3-2	28-31	0-of-5	9-of-9	18-12
2011-12	1-0-0	1-0-0	0-0-0	5-1	26-40	1-of-3	5-of-5	10-6
2012-13	DID NOT PLAY							
2013-14	3-2-0	1-1-0	2-1-0	13-11	152-151	2-of-11	14-of-18	38-26
2014-15	1-2-1	0-2-0	1-0-1	9-13	106-131	5-of-16	19-of-23	51-35
TOTAL	11-10-0-1	5-5-0-0	6-5-0-1	60-55	577-687	18-of-83	89-of-104	245-207

	OVERALL	AT CBJ	AT CAR
Current Streak:	0-1-0 since 3/15/15	0-3-0 since 3/18/14	2-0-1 since 3/29/14
Last 10 Games:	5-4-1	5-5-0	6-3-1
Last Win:	3/10/15, 4-3 SOW at CAR	1/10/14, 3-0	3/10/15, 4-3 SOW
Last Regulation Loss:	3/15/15, 2-3 at CBJ	3/15/15, 2-3	1/27/14, 2-3
Most Lopsided Win:	4, 2x [3/23/12 most recent, 5-1 at CBJ]	4, 3/23/12 [5-1]	4, 2/14/09 [5-1]
Most Lopsided Loss:	3, 2x [3/8/04 most recent, 1-4 at CBJ]	3, 3/8/04 [1-4]	3, 11/19/01 [2-5]
Last Tie:	None	None	None
Last OT Game:	3/10/15, 4-3 SOW at CAR	None	3/10/15, 4-3 SOW
OT Record (W-L-T):	2-1-0	None	2-1-0
Most Goals Scored:	5, 3x [3/23/12 most recent, 5-1 W at CBJ]	5, 3/23/12 [5-1 W]	5, 2x [2/14/09 most recent, 5-1 W]
Most Goals Allowed:	6, 3/10/03 [5-6 L at CAR]	4, 3x [11/4/14 most recent, 2-4 L]	6, 3/10/03 [5-6 L]
Most Goals, Both Teams:	11, 3/10/03 [5-6 L at CAR]	6, 3x [11/4/14 most recent, 2-4 L]	11, 3/10/03 [5-6 L]
Longest Win Streak:	7, 12/29/07 - 1/10/14	4, 12/29/07 - 1/10/14	3, 2/14/09 - 12/23/13
Longest Pts. Streak:	7, 12/29/07 - 1/10/14 [7-0-0-0]	4, 12/29/07 - 1/10/14 [4-0-0-0]	3, 2/14/09 - 12/23/13 [3-0-0-0]
Longest Pointless Streak:	4, 3/7/01 - 3/10/03	3, 3/18/14 - current	3, 3/7/01 - 3/10/03
Longest Winless Streak:	4, 3/7/01 - 3/10/03 [0-4-0-0]	3, 3/18/14 - current [0-3-0-0]	3, 3/7/01 - 3/10/03 [0-3-0-0]

ALL-TIME RESULTS

2000-01	[1-1-0-0]	2001-02	[0-1-0-0]	2002-03	[0-2-0-0]	2003-04	[1-1-0-0]	2005-06	[0-1-0]	2006-07	[0-0-0]
12/29 at CBJ 3, CAR 1		11/19 at CAR 5, CBJ 2		11/30 CAR 4, at CBJ 2		3/2 CBJ 3, at CAR 0		12/15 at CAR 2, CBJ 1		DID NOT PLAY	
3/7 at CAR 2, CBJ 1				3/10 at CAR 6, CBJ 5		3/8 CAR 4, at CBJ 1					
2007-08	[1-0-0]	2008-09	[1-0-0]	2009-10	[1-0-0]	2010-11	[1-0-0]	2011-12	[1-0-0]	2012-13	[0-0-0]
12/29 at CBJ 4, CAR 1		2/14 CBJ 5, at CAR 1		11/7 at CBJ 3, CAR 2		3/12 CBJ 3, at CAR 2		3/23 at CBJ 5, CAR 1		DID NOT PLAY	
2013-14	[3-2-0]	2014-15	[1-2-1]								
12/23 CBJ 4, at CAR 3		11/4 CAR 4, at CBJ 2									
1/10 at CBJ 3, CAR 0		11/7 at CAR 3, CBJ 2 OT									
1/27 at CAR 3, CBJ 2		3/10 CBJ 4, at CAR 3 SO									
3/18 CAR 3, at CBJ 1		3/15 CAR 3, at CBJ 2									
3/29 CBJ 3, at CAR 2 OT											

SHUTOUTS

CBJ	2	3/2/04, Denis 25 saves [3-0 at CAR]; 1/10/14, Bobrovsky 36 saves [3-0 W at CBJ]
CAR	0	None

HAT TRICKS

CBJ	1	3/23/12, Umberger against Ward [3] [5-1 W at CBJ]
CAR	0	None

PENALTY SHOTS

CBJ	0	None
CAR	0	None




CHICAGO BLACKHAWKS

@NHLBlackhawks

United Center / 1901 W. Madison St. / Chicago, IL 60612

blackhawks.nhl.com / p: 312.455.7000 / f: 312.455.7041



JONATHAN TOEWS

DIRECTORY

First Season: 1926-27**Home Ice:** United Center**Capacity:** 19,717 (opened in 1994)**Playoff Appearances:** 60 (most recent, 2014-15)**Stanley Cup Titles:** 6 (most recent, 2015)**President and CEO:** John F. McDonough**VP and General Manager:** Stan Bowman**Head Coach:** Joel Quenneville**Assistant Coaches:** Mike Kitchen, Kevin Dineen**Public Relations Contact:** Brandon Faber**TV Play-by-Play:** Pat Foley**TV Color Analyst:** Eddie Olczyk**Radio Play-by-Play:** John Wiedeman**Radio Color Analyst:** Troy Murray

2015-16 SCHEDULE

DATE	HOME/AWAY	START (ET)
Oct. 17, 2015	at CHI	8:30 PM
Apr. 9, 2016	at CBJ	7:00 PM

2014-15 SEASON

Record: 48-28-6, 102 pts.**Home:** 24-12-5, 53 pts.**Away:** 24-16-1, 49 pts.**Playoffs:** Won Stanley Cup, 4-2 (TBL)

LEADERS

Points: Jonathan Toews, 66**Goals:** Jonathan Toews, 28**Assists:** Marian Hossa, 39**+/-:** Jonathan Toews, 30**Def. Points:** Duncan Keith, 45**Goaltending:** Corey Crawford, 32-20-5, 2.27 GAA

2014-15 RESULTS (2-0-0)

DATE	RESULT	ATTN	W/L GOALTENDERS	GW GOAL
Dec. 20, 2014	at CBJ 3, CHI 2 (SO)	18,164	Sergei Bobrovsky / Corey Crawford	Jack Johnson
Mar. 27, 2015	CBJ 5, at CHI 2	22,187	Sergei Bobrovsky / Crawford, Darling	Kevin Connauton

GOALS BY PERIOD	1ST	2ND	3RD	OT	TOTAL
Columbus	5	0	2	0	7
Chicago	2	1	1	0	4

SHOTS BY PERIOD	1ST	2ND	3RD	OT	TOTAL
Columbus	16	18	10	2	46
Chicago	31	26	14	3	74

POWER PLAY	GOALS	ATTEMPTS	PCT
Columbus	0	3	0.0
Chicago	0	9	0.0

PENALTY KILLING	KILLS	ATTEMPTS	PCT
Columbus	9	9	100.0
Chicago	3	3	100.0

COLUMBUS	GP	G	A	TP	+/-	PM	PP	SH	S	PCT
Atkinson	2	3	0	3	3	0	0	1	7	42.9
Johansen	2	1	2	3	3	2	0	0	5	20.0
Connauton	2	2	0	2	1	0	0	0	3	66.7
Goloubef	1	0	2	2	3	0	0	0	0	0.0
Skille	1	1	0	1	-1	0	0	0	3	33.3

CHICAGO	GP	G	A	TP	+/-	PM	PP	SH	S	PCT
Sharp	2	1	1	2	-1	0	0	0	8	12.5
Oduya	2	0	2	2	2	0	0	0	4	0.0
Toews	2	1	0	1	0	4	0	0	4	25.0
Saad	2	1	0	1	-1	0	0	0	8	12.5
Smith	1	1	0	1	1	0	0	0	1	100.0

GOALTENDING

COLUMBUS	GP	MIN	GA	GAA	SO	W	L	OTL	SA	SV%
Bobrovsky	2	125	4	1.92	0	2	0	0	74	.946

CHICAGO	GP	MIN	GA	GAA	SO	W	L	OTL	SA	SV%
Darling	1	43	0	0.00	0	0	0	0	13	1.000
Crawford	2	81	6	4.47	0	0	1	1	32	.812

COLUMBUS VS. CHICAGO ALL-TIME

SEASON	W-L-T/O	HOME	AWAY	GF-GA	SF-SA	PP	PK	PIM
2000-01	1-4-0-0	1-2-0-0	0-2-0-0	9-18	118-137	2-of-25	18-of-23	86-80
2001-02	1-2-2-0	1-0-1-0	0-2-1-0	10-12	124-154	6-of-26	17-of-19	121-135
2002-03	2-3-0-0	2-1-0-0	0-2-0-0	11-15	141-153	2-of-25	21-of-23	105-152
2003-04	4-2-0-0	2-1-0-0	2-1-0-0	17-19	204-188	6-of-34	21-of-25	106-120
2005-06	5-3-0	3-1-0	2-2-0	26-21	212-299	5-of-40	42-of-48	106-100
2006-07	4-4-0	2-2-0	2-2-0	27-26	220-192	11-of-43	26-of-31	116-130
2007-08	4-3-1	2-2-0	2-1-1	27-28	229-217	6-of-38	28-of-35	107-129
2008-09	3-1-2	1-0-2	2-1-0	16-16	175-164	2-of-22	19-of-26	69-59
2009-10	2-2-2	1-1-1	1-1-1	24-21	153-206	3-of-21	17-of-23	54-62
2010-11	2-3-1	0-2-1	2-1-0	17-24	202-193	5-of-28	16-of-21	54-69
2011-12	0-6-0	0-3-0	0-3-0	10-31	190-176	2-of-20	14-of-19	90-92
2012-13	0-2-2	0-1-1	0-1-1	6-9	106-126	1-of-13	9-of-9	46-52
2013-14	0-2-0	0-1-0	0-1-0	4-10	50-71	1-of-7	4-of-6	17-19
2014-15	2-0-0	1-0-0	1-0-0	7-4	46-74	0-of-3	9-of-9	22-10
TOTAL	30-37-2-8	16-17-1-5	14-20-1-3	211-254	2170-2350	52-of-345	261-of-317	1099-of-1209

	OVERALL	AT CBJ	AT CHI
Current Streak:	2-0-0 since 12/20/14	1-0-0 since 12/20/14	1-0-0 since 3/27/15
Last 10 Games:	2-6-2	1-7-2	3-6-1
Last Win:	3/27/15, 5-2 at CHI	12/20/14, 3-2 SOW	3/27/15, 5-2
Last Regulation Loss:	4/4/14, 3-4 at CBJ	4/4/14, 3-4	3/6/14, 1-6
Most Lopsided Win:	5, 3/25/10 [8-3 at CBJ]	5, 3/25/10 [8-3]	3, 3x [3/27/15 most recent, 5-2]
Most Lopsided Loss:	7, 1/22/04 [0-7 at CHI]	6, 2/15/03 [1-7]	7, 1/22/04 [0-7]
Last Tie:	11/23/01, 2-2 at CBJ	11/23/01, 2-2	10/14/01, 2-2
Last OT Game:	12/20/14, 3-2 SOW at CBJ	12/20/14, 3-2 SOW	3/1/13, 3-4 OTL
OT Record (W-L-T):	6-8-2	4-5-1	2-3-1
Most Goals Scored:	8, 3/25/10 [8-3 W at CBJ]	8, 3/25/10 [8-3 W]	7, 10/23/07 [7-4 W]
Most Goals Allowed:	7, 4x [2/1/11 most recent, 4-7 L at CBJ]	7, 3x [2/1/11 most recent, 4-7 L]	7, 1/22/04 [0-7 L]
Most Goals, Both Teams:	11, 4x [2/1/11 most recent, 4-7 L at CBJ]	11, 3x [2/1/11 most recent, 4-7 L]	11, 10/23/07 [7-4 W]
Longest Win Streak:	4, 2/27/04 - 12/30/05	3, 1/12/02 - 1/20/03	3, 2/27/04 - 12/30/05
Longest Pts. Streak:	5, 3/13/09 - 12/1/09 [3-0-0-2]	5, 4/8/01 - 1/20/03 [4-0-1-0]	3, 2x, 3/13/09 - 12/1/09, most recent [2-0-1]
Longest Pointless Streak:	8, 10/29/11 - 2/24/13	4, 11/10/11 - 1/26/13	4, 2x, 10/29/11 - 2/24/13, most recent
Longest Winless Streak:	13, 4/1/11 - 4/4/14 [0-10-0-3]	9, 10/15/10 - 4/4/14 [0-7-0-2]	7, 10/15/00 - 12/20/02 [0-6-1-0]

ALL-TIME RESULTS

2000-01	[1-4-0-0]	2001-02	[1-2-2-0]	2002-03	[2-3-0-0]	2003-04	[4-2-0-0]	2005-06	[5-3-0]	2006-07	[4-4-0]
10/7	CHI 5, at CBJ 3	10/14	CBJ 2, at CHI 2 OT	10/10	at CBJ 2, CHI 1	10/16	at CBJ 2, CHI 1	10/9	CBJ 3, at CHI 2	10/7	CBJ 5, at CHI 4
10/15	at CHI 2, CBJ 1	11/23	CHI 2, at CBJ 2 OT	10/29	at CHI 3, CBJ 2	12/26	CBJ 4, at CHI 1	12/26	at CBJ 4, CHI 3 OT	11/12	at CHI 1, CBJ 0
12/3	at CHI 5, CBJ 0	1/10	at CHI 2, CBJ 1	12/20	at CHI 3, CBJ 1	1/22	at CHI 7, CBJ 0	12/30	CBJ 3, at CHI 2	12/16	CHI 6, at CBJ 4
1/12	CHI 3, at CBJ 1	1/12	at CBJ 5, CHI 4	1/20	at CBJ 5, CHI 1	1/24	at CBJ 4, CHI 3	3/7	CHI 3, at CBJ 1	12/31	at CBJ 3, CHI 1
4/8	at CBJ 4, CHI 3 OT	4/14	at CHI 2, CBJ 0	2/15	CHI 7, at CBJ 1	2/25	CHI 4, at CBJ 3	3/15	at CHI 3, CBJ 2	1/16	CBJ 5, at CHI 4 OT
						2/27	CBJ 4, at CHI 3	4/1	at CBJ 5, CHI 2	2/11	CHI 5, at CBJ 4
								4/15	at CBJ 5, CHI 2	3/20	at CBJ 5, CHI 2
								4/16	at CHI 4, CBJ 3	3/30	at CHI 3, CBJ 1
2007-08	[4-3-1]	2008-09	[3-1-2]	2009-10	[2-2-2]	2010-11	[2-3-1]	2011-12	[0-6-0]	2012-13	[0-2-2]
10/23	CBJ 7, at CHI 4	11/1	CHI 4, at CBJ 3 SO	12/1	at CHI 4, CBJ 3 SO	10/15	CHI 5, at CBJ 2	10/29	at CHI 5, CBJ 2	1/26	CHI 3, at CBJ 2
11/7	at CHI 5, CBJ 2	12/14	at CHI 3, CBJ 1	1/14	at CHI 3, CBJ 0	10/23	CBJ 3, at CHI 2	11/10	CHI 6, at CBJ 3	2/24	at CHI 1, CBJ 0
11/14	at CBJ 4, CHI 2	3/13	CBJ 5, at CHI 3	1/16	CHI 6, at CBJ 5	12/26	at CHI 4, CBJ 1	12/26	at CHI 4, CBJ 1	3/1	at CHI 4, CBJ 3 OT
1/24	CBJ 1, at CHI 0	3/18	at CBJ 4, CHI 3 OT	2/14	CHI 5, at CBJ 4 SO	2/1	CHI 7, at CBJ 4	1/10	at CHI 5, CBJ 2	3/14	CHI 2, at CBJ 1 SO
2/13	CHI 7, at CBJ 2	4/5	CHI 1, at CBJ 0 OT	3/25	at CBJ 8, CHI 3	2/18	CBJ 4, at CHI 3	2/18	CHI 6, at CBJ 1		
3/14	CHI 6, at CBJ 3	4/8	CBJ 4, at CHI 3 SO	3/28	CBJ 4, at CHI 2	4/1	CHI 4, at CBJ 3 SO	3/20	CHI 5, at CBJ 1		
3/26	at CBJ 4, CHI 0										
3/30	at CHI 5, CBJ 4 SO										
2013-14	[0-2-0]	2014-15	[2-0-0]								
3/6	at CHI 6, CBJ 1	12/20	at CBJ 3, CHI 2 SO								
4/4	CHI 4, at CBJ 3	3/27	CBJ 5, at CHI 2								

SHUTOUTS

CBJ	2	1/24/08, Leclaire 30 saves [1-0 at CHI]; 3/26/08, Norrena 17 saves [4-0 at CBJ]
CHI	7	12/3/00, Thibault 29 saves [0-5 at CHI]; 4/14/02, Thibault 28 saves [0-2 at CHI]; 1/22/04, Anderson 30 saves [0-7 at CHI]; 11/12/06, Boucher 28 saves [0-1 at CHI]; 4/5/09, Khabibulin 20 saves [0-1 OT at CBJ]; 1/14/10, Huet 24 saves [0-3 at CHI]; 2/24/13, Crawford 28 saves [0-1 at CHI]

HAT TRICKS

CBJ	1	3/27/15, Atkinson against Crawford (2) and 1 EN [5-2 W at CHI]
CHI	1	1/10/12, Stalberg against Sanford (3) [2-5 L at CHI]

PENALTY SHOTS

CBJ	5	10/15/00, Vyborny goal against Tallas [1-2 L at CHI]; 3/15/06, Fritsche unsuccessful against Khabibulin [2-3 L at CHI]; 12/31/06, Nash unsuccessful against Khabibulin [3-1 W at CBJ]; 4/8/09, Nash unsuccessful against Khabibulin [4-3 SOW at CHI]; 3/25/10, Voracek goal against Huet [8-3 W at CBJ]
CHI	2	3/30/07, Keith unsuccessful against Boucher [1-3 L at CHI]; 12/26/10, Skille unsuccessful against Garon [1-4 L at CHI]



COLORADO AVALANCHE

Pepsi Center / 1000 Chopper Cir. / Denver, CO 80204

avalanche.nhl.com / p: 303.405.1100 / f: 303.893.0614



GABRIEL LANDESKOG

DIRECTORY

First Season: 1979-80

(Relocated from Quebec City in 1995)

Home Ice: Pepsi Center

Capacity: 18,007 (opened in 1999)

Playoff Appearances: 22 (most recent, 2013-14)

Stanley Cup Titles: 2 (1996 and 2001)

President: Josh Kroenke

EVP & General Manager: Joe Sakic

Head Coach & VP of Hockey Operations: Patrick Roy

Assistant Coaches: Tim Army, Dave Farrish

Public Relations Contact: Jean Martineau

TV Play-by-Play: Michael Haynes

TV Color Analyst: Peter McNab

Radio Play-by-Play: Marc Moser

2015-16 SCHEDULE

DATE	HOME/AWAY	START (ET)
Oct. 24, 2015	at COL	9:00 PM
Jan. 16, 2015	at CBJ	7:00 PM

2014-15 SEASON

Record: 39-31-12, 90 pts.

Home: 23-15-3, 49 pts.

Away: 16-16-9, 41 pts.

Playoffs: Did not qualify

LEADERS

Points: Jarome Iginla & Gabriel Landeskog, 59

Goals: Jarome Iginla, 29

Assists: Tyson Barrie, 41

+/-: Tyson Barrie, 5

Def. Points: Tyson Barrie, 53

Goaltending: Semyon Varlamov, 28-20-8, 2.56 GAA

2014-15 RESULTS (1-1-0)

DATE	RESULT	ATTN	W/L GOALTENDERS	GW GOAL
Jan. 4, 2015	CBJ 4 at COL 3	14,780	Curtis McElhinney / Semyon Varlamov	David Savard
Mar. 7, 2015	COL 4 at CBJ 0	16,599	Semyon Varlamov / Curtis McElhinney	Jarome Iginla

GOALS BY PERIOD	1ST	2ND	3RD	OT	TOTAL
Columbus	1	2	1	0	4
Colorado	4	2	1	0	7

SHOTS BY PERIOD	1ST	2ND	3RD	OT	TOTAL
Columbus	26	29	16	0	71
Colorado	15	28	19	0	62

POWER PLAY	GOALS	ATTEMPTS	PCT
Columbus	0	5	0.0
Colorado	2	10	20.0

PENALTY KILLING	KILLS	ATTEMPTS	PCT
Columbus	8	10	80.0
Colorado	5	5	100.0

COLUMBUS	GP	G	A	TP	+/-	PM	PP	SH	S	PCT
Dubinsky	2	2	0	2	1	0	0	0	9	22.2
Golubev	2	0	2	2	1	2	0	0	2	0.0
Hartnell	2	0	2	2	0	0	0	0	2	0.0
Foligno	2	0	2	2	1	2	0	0	6	0.0
Johansen	2	1	0	1	0	2	0	0	6	16.7

COLORADO	GP	G	A	TP	+/-	PM	PP	SH	S	PCT
Barrie	2	0	4	4	3	0	0	0	0	0.0
Iginla	2	2	0	2	2	0	1	0	6	33.3
Landeskog	2	2	0	2	-1	2	1	0	7	28.6
Duchene	2	1	1	2	0	0	0	0	8	12.5
Tanguay	2	1	1	2	2	2	0	0	6	16.7

GOALTENDING

COLUMBUS	GP	MIN	GA	GAA	SO	W	L	OTL	SA	SV%
McElhinney	2	80	6	4.50	0	1	1	0	41	.854
Bobrovsky	1	40	1	1.50	0	0	0	0	21	.952

COLORADO	GP	MIN	GA	GAA	SO	W	L	OTL	SA	SV%
Varlamov	2	119	4	2.02	1	1	1	0	71	.944

COLUMBUS VS. COLORADO ALL-TIME

SEASON	W-L-T-O	HOME	AWAY	GF-GA	SF-SA	PP	PK	PIM
2000-01	0-4-0-0	0-2-0-0	0-2-0-0	6-17	84-114	2-of-12	15-of-21	100-62
2001-02	0-4-0-0	0-2-0-0	0-2-0-0	2-16	103-113	1-of-17	8-of-11	43-75
2002-03	0-3-1-0	0-1-1-0	0-2-0-0	7-17	93-155	2-of-15	21-of-25	86-66
2003-04	1-3-0-0	1-1-0-0	0-2-0-0	8-19	154-150	4-of-25	9-of-15	66-78
2005-06	0-3-1	0-2-0	0-1-1	3-12	109-149	0-of-11	14-of-21	59-37
2006-07	1-3-0	0-2-0	1-1-0	8-11	113-115	1-of-19	11-of-14	49-49
2007-08	2-2-0	2-0-0	0-2-0	11-13	99-105	1-of-12	13-of-16	70-54
2008-09	4-0-0	2-0-0	2-0-0	17-6	104-113	2-of-10	14-of-17	66-44
2009-10	0-4-0	0-2-0	0-2-0	7-16	110-113	3-of-15	11-of-14	44-44
2010-11	1-2-1	1-1-0	0-1-1	9-15	128-124	1-of-10	11-of-13	60-56
2011-12	2-1-1	0-1-1	2-0-0	9-9	117-127	2-of-13	9-of-10	58-54
2012-13	2-1-0	1-0-0	1-1-0	6-8	97-79	2-of-12	7-of-8	51-57
2013-14	0-1-1	0-0-1	0-1-0	5-8	64-51	0-of-5	0-of-4	19-15
2014-15	1-1-0	0-1-0	1-0-0	4-7	71-62	0-of-5	8-of-10	20-8
TOTAL	14-32-1-4	7-15-1-2	7-17-0-2	102-174	1446-1570	21-of-181	151-of-199	791-699

	OVERALL	AT CBJ	AT COL
Current Streak:	0-1-0 since 3/7/15	0-1-1 since 4/1/14	1-0-0 since 1/4/15
Last 10 Games:	5-4-1	3-5-2	4-5-1
Last Win:	1/4/15, 4-3 at COL	3/3/13, 2-1 OT	1/4/15, 4-3
Last Regulation Loss:	3/7/15, 0-4 at CBJ	3/7/15, 0-4	12/31/13, 3-5
Most Lopsided Win:	5, 1/2/09 [6-1 at COL]	3, 2x [2/10/09 most recent, 3-0]	5, 1/2/09 [6-1]
Most Lopsided Loss:	6, 1/6/04 [0-6 at COL]	5, 3x [2/24/12 most recent, 0-5]	6, 1/6/04 [0-6]
Last Tie:	1/28/03, 2-2 at CBJ	1/28/03, 2-2	None
Last OT Game:	4/1/14, 2-3 OTL at CBJ	4/1/14, 2-3 OTL	4/15/13, 4-3 OTW
OT Record (W-L-T):	3-4-1	2-2-1	1-2-0
Most Goals Scored:	6, 1/2/09 [6-1 W at COL]	5, 2x [12/5/07 most recent, 5-4 W]	6, 1/2/09 [6-1 W]
Most Goals Allowed:	6, 1/6/04 [0-6 L at COL]	5, 7x [2/24/12 most recent, 0-5 L]	6, 1/6/04 [0-6 L]
Most Goals, Both Teams:	9, 4x [3/22/11, 4-5 SOL at COL]	9, 2x [12/5/07 most recent, 5-4 W]	9, 2x [3/22/11 most recent, 4-5 SOL]
Longest Win Streak:	4, 10/30/08 - 2/10/09	4, 12/5/07 - 2/10/09	2, 2x, 3/1/12 - 4/5/12, most recent
Longest Pts. Streak:	4, 10/30/08 - 2/10/09 [4-0-0-0]	4, 12/5/07 - 2/10/09 [4-0-0-0]	3, 3/22/11 - 4/5/12 [2-0-0-1]
Longest Pointless Streak:	10, 10/14/00 - 1/23/03	5, 4/2/04 - 11/17/06	8, 10/14/00 - 1/6/04
Longest Winless Streak:	14, 10/14/00 - 1/6/04 [0-13-1-0]	6, 10/18/00 - 3/13/03 [0-5-1-0]	10, 10/14/00 - 3/2/06 [0-9-0-1]

ALL-TIME RESULTS

2000-01	[0-4-0-0]	2001-02	[0-4-0-0]	2002-03	[0-3-1-0]	2003-04	[1-3-0-0]	2005-06	[0-3-1]	2006-07	[1-3-0]
10/14	at COL 3, CBJ 1	10/20	COL 5, at CBJ 0	11/12	at COL 5, CBJ 4	12/6	at COL 5, CBJ 1	11/25	COL 5, at CBJ 0	11/1	COL 5, at CBJ 3
10/18	COL 5, at CBJ 1	12/8	COL 2, at CBJ 0	1/23	at COL 5, CBJ 0	1/6	at COL 6, CBJ 0	1/7	at COL 3, CBJ 2 SO	11/17	COL 3, at CBJ 0
11/22	at COL 5, CBJ 2	12/12	at COL 5, CBJ 1	1/28	at CBJ 2, COL 2 OT	2/28	at CBJ 5, COL 4 OT	2/10	COL 4, at CBJ 1	12/5	CBJ 3, at COL 0
1/10	COL 4, at CBJ 2	3/6	at COL 4, CBJ 1	3/13	COL 5, at CBJ 1	4/2	COL 4, at CBJ 2	3/2	at COL 1, CBJ 0	2/27	at COL 3, CBJ 2
2007-08	[2-2-0]	2008-09	[4-0-0]	2009-10	[0-4-0]	2010-11	[1-2-1]	2011-12	[2-1-1]	2012-13	[2-1-0]
10/13	at COL 5, CBJ 1	10/30	CBJ 4, at COL 2	12/5	COL 3, at CBJ 2	10/30	at COL 5, CBJ 1	10/12	COL 3, at CBJ 2 SO	1/24	at COL 4, CBJ 0
12/5	at CBJ 5, COL 4	1/2	CBJ 6, at COL 1	12/19	at COL 5, CBJ 2	11/12	COL 5, at CBJ 1	2/24	COL 5, at CBJ 0	3/3	at CBJ 2, COL 1 OT
12/12	at CBJ 4, COL 1	1/13	at CBJ 4, COL 3	1/2	COL 3, at CBJ 2	2/11	at CBJ 3, COL 1	3/1	CBJ 2, at COL 0	4/15	CBJ 4, at COL 3 OT
1/20	at COL 3, CBJ 1	2/10	at CBJ 3, COL 0	2/2	at COL 5, CBJ 1	3/22	at COL 5, CBJ 4 SO	4/5	CBJ 5, at COL 2		
2013-14	[0-1-1]	2014-15	[1-1-0]								
12/31	at COL 5, CBJ 3	1/4	CBJ 4, at COL 3								
4/1	COL 3, at CBJ 2 OT	3/7	COL 4, at CBJ 0								

SHUTOUTS

CBJ	3	12/5/06, Norrena 42 saves [3-0 at COL]; 2/10/09, LaCosta 31 saves [3-0 at CBJ]; 3/1/12, Mason 33 saves [2-0 at COL]
COL	10	10/20/01, Roy 24 saves [0-5 at CBJ]; 12/8/01, Roy 26 saves [0-2 at CBJ]; 1/23/03, Roy 18 saves [0-5 at COL]; 1/6/04, Aebischer 35 saves [0-6 at COL]; 11/25/05, Aebischer 35 saves [0-5 at CBJ]; 3/2/06, Aebischer 24 saves [0-1 at COL]; 11/17/06, Budaj 25 saves [0-3 at CBJ]; 2/24/12, Varlamov 28 saves [0-5 at CBJ]; 1/24/13, Varlamov 33 saves [0-4 at COL]; 3/7/15, Varlamov 44 Saves [0-4 at CBJ]

HAT TRICKS

CBJ	1	4/5/12, Atkinson against Varlamov [3] [5-2 W at COL]
COL	2	3/13/03, Sakic against Denis [3] [1-5 L at CBJ]; 10/13/07, Sakic against Leclaire [3] [1-5 L at COL]

PENALTY SHOTS

CBJ	1	1/2/09, Nash goal against Budaj [6-1 W at COL]
COL	3	12/12/01, Podein unsuccessful against Denis [1-5 L at COL]; 1/23/03, McAmmond unsuccessful against Denis [0-5 L at COL]; 2/28/04, Kariya unsuccessful against Denis [5-4 OTW at CBJ]



DALLAS STARS

@DallasStars

American Airlines Center / 2500 Victory Ave. / Dallas, TX 75219
stars.nhl.com / p: 214.387.5500 / f: 214.387.5564



JAMIE BENN

DIRECTORY

First Season: 1967-68
(Relocated from Minneapolis-St. Paul in 1993)
Home Ice: American Airlines Center
Capacity: 18,532 (opened in 2001)
Playoff Appearances: 30 (most recent, 2013-14)
Stanley Cup Titles: 1 (1999)
General Manager: Jim Nill
Head Coach: Lindy Ruff
Assistant Coaches: Curt Fraser, James Patrick
Public Relations Contact: Tom Holy

TV/Radio Play-by-Play: Dave Strader
TV/Radio Color Analyst: Daryl Reaugh

2015-16 SCHEDULE

DATE	HOME/AWAY	START (ET)
Dec. 15, 2015	at DAL	8:30 PM
Dec. 29, 2015	at CBJ	7:00 PM

2014-15 SEASON

Record: 41-31-10, 92 pts.
Home: 17-16-8, 42 pts.
Away: 24-15-2, 50 pts.
Playoffs: Did not qualify

LEADERS

Points: Jamie Benn, 87
Goals: Tyler Seguin, 37
Assists: Jamie Benn, 52
+/-: Patrick Eaves, 12
Def. Points: John Klingberg, 40
Goaltending: Kari Lehtonen, 34-17-10, 2.94 GAA

2014-15 RESULTS (1-1-0)

DATE	RESULT	ATTN	W/L GOALTENDERS	GWG GOAL
Oct. 14, 2014	DAL 4 at CBJ 2	15,995	Kari Lehtonen / Sergei Bobrovsky	Tyler Seguin
Jan. 6, 2015	CBJ 4 at DAL 2	17,123	Sergei Bobrovsky / Anders Lindback	Kevin Connauton

GOALS BY PERIOD	1ST	2ND	3RD	OT	TOTAL	SHOTS BY PERIOD	1ST	2ND	3RD	OT	TOTAL
Columbus	2	3	1	0	6	Columbus	14	26	15	0	55
Dallas	2	2	2	0	6	Dallas	24	14	23	0	61

POWER PLAY	GOALS	ATTEMPTS	PCT	PENALTY KILLING	KILLS	ATTEMPTS	PCT
Columbus	2	9	22.2	Columbus	6	6	100.0
Dallas	0	6	0.0	Dallas	7	9	77.8

COLUMBUS	GP	G	A	TP	+/-	PM	PP	SH	S	PCT	DALLAS	GP	G	A	TP	+/-	PM	PP	SH	S	PCT
Johansen	2	3	1	4	1	0	2	0	4	75.0	Benn	2	1	3	4	4	5	0	0	8	12.5
Foligno	2	0	4	4	3	5	0	0	4	0.0	Seguin	2	3	0	3	4	0	0	0	10	30.0
Johnson	2	0	2	2	-5	0	0	0	1	0.0	Roussel	2	1	0	1	-1	2	0	0	1	100.0
Hartnell	2	0	2	2	-2	4	0	0	4	0.0	Hemsky	2	1	0	1	-1	0	0	0	2	50.0
Connauton	1	1	0	1	2	0	0	0	2	50.0	Oleksiak	1	0	1	1	0	0	0	0	0	0.0

GOALTENDING

COLUMBUS	GP	MIN	GA	GAA	SO	W	L	OTL	SA	SV%	DALLAS	GP	MIN	GA	GAA	SO	W	L	OTL	SA	SV%
Bobrovsky	2	119	5	2.53	0	1	1	0	60	.917	Lehtonen	1	60	2	2.00	0	1	0	0	35	.943
											Lindback	1	58	4	4.15	0	0	1	0	20	.800

COLUMBUS VS. DALLAS ALL-TIME

SEASON	W-L-T/O	HOME	AWAY	GF-GA	SF-SA	PP	PK	PIM
2000-01	1-3-0-0	1-1-0-0	0-2-0-0	5-13	88-106	2-of-9	13-of-16	41-29
2001-02	0-4-0-0	0-2-0-0	0-2-0-0	8-16	102-116	2-of-11	11-of-14	49-43
2002-03	1-2-0-1	1-1-0-0	0-1-0-1	8-11	87-144	3-of-16	20-of-20	65-68
2003-04	0-4-0-0	0-2-0-0	0-2-0-0	7-12	86-117	3-of-18	10-of-11	40-62
2005-06	1-3-0	1-1-0	0-2-0	13-18	92-126	4-of-24	20-of-27	54-50
2006-07	3-1-0	1-1-0	2-0-0	7-7	105-101	0-of-13	18-of-22	50-32
2007-08	1-1-2	0-0-2	1-1-0	8-8	121-111	4-of-19	17-of-17	55-58
2008-09	1-1-2	0-1-1	1-0-1	15-18	136-101	3-of-17	14-of-17	95-65
2009-10	3-1-0	2-0-0	1-1-0	9-5	129-103	4-of-16	16-of-16	58-69
2010-11	2-2-0	1-1-0	1-1-0	5-8	127-101	1-of-12	18-of-21	78-50
2011-12	1-3-0	0-2-0	1-1-0	10-12	112-123	4-of-15	11-of-12	33-39
2012-13	2-0-1	1-0-1	1-0-0	9-7	82-96	2-of-12	6-of-8	32-40
2013-14	2-0-0	1-0-0	1-0-0	7-3	45-67	2-of-5	5-of-7	16-12
2014-15	1-1-0	0-1-0	1-0-0	6-6	55-61	2-of-9	6-of-6	24-24
TOTAL	19-26-0-6	9-13-0-4	10-13-0-2	117-144	1367-1473	36-of-196	185-of-214	690-631

	OVERALL	AT CBJ	AT DAL
Current Streak:	1-0-0 since 1/6/15	0-1-0 since 10/14/14	4-0-0 since 12/29/11
Last 10 Games:	6-3-1	5-4-1	6-3-1
Last Win:	1/6/15, 4-2 at DAL	3/4/14, 4-2	1/6/15, 4-2
Last Regulation Loss:	10/14/14, 2-4 at CBJ	10/14/14, 2-4	10/15/11, 2-4
Most Lopsided Win:	3, 2x (12/29/11 most recent, 4-1 at DAL)	2, 3x (3/4/14 most recent, 4-2)	3, 2x (12/29/11 most recent, 4-1)
Most Lopsided Loss:	4, 2x (1/31/09 most recent, 3-7 at CBJ)	4, 1/31/09 (3-7)	4, 11/1/00 (0-4)
Last Tie:	None	None	None
Last OT Game:	2/26/13, 4-5 OTL at CBJ	2/26/13, 4-5 OTL	12/18/08, 5-6 SOL
OT Record (W-L-T):	5-6-0	3-4-0	2-2-0
Most Goals Scored:	5, 3x (12/18/08, 5-6 SOL at DAL)	5, 4/18/06 (5-4 OTW)	5, 2x (12/18/08 most recent, 5-6 SOL)
Most Goals Allowed:	7, 1/31/09 (3-7 L at CBJ)	7, 1/31/09 (3-7 L)	6, 2x (12/18/08 most recent, 5-6 SOL)
Most Goals, Both Teams:	11, 12/18/08 (5-6 SOL at DAL)	10, 1/31/09 (3-7 L)	11, 12/18/08 (5-6 SOL)
Longest Win Streak:	3, 3x, 4/25/13 - 4/9/14, most recent	3, 1/10/10 - 12/6/10	4, 12/29/11 - current
Longest Pts. Streak:	5, 1/28/13 - 4/9/14 (4-0-0-1)	4, 2/16/09 - 12/6/10 (3-0-0-1)	4, 2x, 12/29/11 - current, most recent (4-0-0-0)
Longest Pointless Streak:	9, 1/22/03 - 4/11/06	4, 3/11/03 - 12/21/05	5, 1/22/03 - 4/11/06
Longest Winless Streak:	10, 11/17/02 - 4/11/06 (0-9-0-1)	4, 2x, 10/17/07 - 2/16/09, most recent (0-1-0-3)	10, 11/1/00 - 4/11/06 (0-9-0-1)

ALL-TIME RESULTS

2000-01	(1-3-0-0)	2001-02	(0-4-0-0)	2002-03	(1-2-0-1)	2003-04	(0-4-0-0)	2005-06	(1-3-0)	2006-07	(3-1-0)
11/1	at DAL 4, CBJ 0	12/22	DAL 4, at CBJ 2	11/1	at CBJ 4, DAL 2	10/25	DAL 3, at CBJ 2	11/18	at DAL 6, CBJ 3	12/12	CBJ 3, at DAL 1
11/14	at CBJ 3, DAL 2	1/21	DAL 5, at CBJ 3	11/17	at DAL 3, CBJ 2 OT	12/27	DAL 4, at CBJ 3	12/21	DAL 5, at CBJ 3	3/2	CBJ 3, at DAL 2 SO
11/24	at DAL 3, CBJ 0	1/28	at DAL 4, CBJ 2	1/22	at DAL 4, CBJ 2	2/4	at DAL 1, CBJ 0	4/11	at DAL 3, CBJ 2	3/9	DAL 3, at CBJ 0
11/25	DAL 4, at CBJ 2	4/1	at DAL 3, CBJ 1	3/11	DAL 2, at CBJ 0	3/3	at DAL 4, CBJ 2	4/18	at CBJ 5, DAL 4 OT	4/5	at CBJ 2, DAL 1 OT
2007-08	(1-1-2)	2008-09	(1-1-2)	2009-10	(3-1-0)	2010-11	(2-2-0)	2011-12	(1-3-0)	2012-13	(2-0-1)
10/17	DAL 3, at CBJ 2 SO	10/10	CBJ 5, at DAL 4 OT	11/19	CBJ 4, at DAL 1	12/6	at CBJ 3, DAL 2 SO	10/15	at DAL 4, CBJ 2	1/28	at CBJ 2, DAL 1
12/3	DAL 2, at CBJ 1 SO	12/18	at DAL 6, CBJ 5 SO	12/23	at DAL 3, CBJ 1	12/18	DAL 2, at CBJ 1	10/18	DAL 3, at CBJ 2	2/26	DAL 5, at CBJ 4 OT
1/19	at DAL 3, CBJ 1	1/31	DAL 7, at CBJ 3	1/10	at CBJ 2, DAL 0	2/13	CBJ 2, at DAL 1	12/29	CBJ 4, at DAL 1	4/25	CBJ 3, at DAL 1
1/22	CBJ 4, at DAL 2	2/16	DAL 3, at CBJ 2 SO	2/4	at CBJ 2, DAL 1	4/5	at DAL 3, CBJ 0	2/9	DAL 4, at CBJ 2		
2013-14	(2-0-0)	2014-15	(1-1-0)								
3/4	at CBJ 4, DAL 2	10/14	DAL 4, at CBJ 2								
4/9	CBJ 3, at DAL 1	1/6	CBJ 4, at DAL 2								

SHUTOUTS

CBJ	1	1/10/10, Garon 26 saves (2-0 at CBJ)
DAL	6	11/1/00, Belfour 14 saves (0-4 at DAL); 11/24/00, Belfour 23 saves (0-3 at DAL); 3/11/03, Tugnut 25 saves (0-2 at CBJ); 2/4/04, Turco 18 saves (0-1 at DAL); 3/9/07, Turco 30 saves (0-3 at CBJ); 4/5/11, Lehtonen 23 saves (0-3 at DAL)

HAT TRICKS

CBJ	0	None
DAL	3	3/3/04, Guerin against Denis (3) (2-4 L at DAL); 12/18/08, Eriksson against Leclaire (3) (5-6 SOL at DAL); 10/14/14, Seguin against Bobrovsky (2) and 1 EN (2-4 L at CBJ)

PENALTY SHOTS

CBJ	0	None
DAL	0	None



DETROIT RED WINGS

@DetroitRedWings

Joe Louis Arena / 19 Steve Yzerman Dr. / Detroit, MI 48226
 redwings.nhl.com / p: 313.471.7000 / f: 313.567.0296



HENRIK ZETTERBERG

DIRECTORY

First Season: 1926-27
Home Ice: Joe Louis Arena
Capacity: 20,027 (opened in 1979)
Playoff Appearances: 63 (most recent, 2014-15)
Stanley Cup Titles: 11 (most recent, 2008)
Owners: Mike and Marian Ilitch
Executive VP and General Manager: Ken Holland
Head Coach: Jeff Blashill
Assistant Coaches: Tony Granato, Pat Ferschweiler
Public Relations Contact: Todd Beam

TV Play-by-Play: Ken Daniels
TV Color Analyst: Mickey Redmond
Radio Play-by-Play: Ken Kal
Radio Color Analyst: Paul Woods

2015-16 SCHEDULE

DATE	HOME/AWAY	START (ET)
Feb. 23, 2016	at DET	7:30 PM
Mar. 8, 2016	at CBJ	7:00 PM
Mar. 17, 2016	at CBJ	7:00 PM

2014-15 SEASON

Record: 43-25-114, 100 pts.
Home: 22-10-9, 53 pts.
Away: 21-15-5, 47 pts.
Playoffs: Lost 4-3 (TBL) in First Round

LEADERS

Points: Henrik Zetterberg, 66
Goals: Tomas Tatar, 29
Assists: Henrik Zetterberg, 49
+/-: Pavel Datsyuk, 12
Def. Points: Niklas Kronwall, 44
Goaltending: Jimmy Howard, 23-13-11, 2.44 GAA

2014-15 RESULTS (2-1-0)

DATE	RESULT	ATTN	W/L GOALTENDERS	GW GOAL
Nov. 18, 2014	DET 5 at CBJ 0	15,438	Jimmy Howard / Sergei Bobrovsky	Tomas Tatar
Dec. 16, 2014	CBJ 1 at DET 0 (SO)	20,027	Sergei Bobrovsky / Jimmy Howard	Boone Jenner
Mar. 12, 2015	CBJ 3 at DET 1	20,027	Sergei Bobrovsky / Jimmy Howard	Scott Hartnell

GOALS BY PERIOD	1ST	2ND	3RD	OT	TOTAL	SHOTS BY PERIOD	1ST	2ND	3RD	OT	TOTAL
Columbus	2	1	0	0	3	Columbus	30	33	19	1	83
Detroit	2	1	3	0	6	Detroit	35	40	35	2	112

POWER PLAY	GOALS	ATTEMPTS	PCT	PENALTY KILLING	KILLS	ATTEMPTS	PCT
Columbus	1	9	11.1	Columbus	9	12	75.0
Detroit	3	12	25.0	Detroit	8	9	88.9

COLUMBUS	GP	G	A	TP	+/-	PM	PP	SH	S	PCT	DETROIT	GP	G	A	TP	+/-	PM	PP	SH	S	PCT
Atkinson	3	1	0	1	0	2	1	0	9	11.1	Abdelkader	3	1	1	2	2	7	1	0	6	16.7
Hartnell	2	1	0	1	0	4	0	0	5	20.0	Nyquist	3	1	1	2	-1	0	1	0	7	14.3
Tyutin	2	1	0	1	2	2	0	0	5	20.0	Sheahan	3	1	1	2	2	0	0	0	10	10.0
Tropp	3	0	1	1	0	0	0	0	1	0.0	Tatar	3	1	1	2	2	0	0	0	12	8.3
Anisimov	2	0	1	1	1	0	0	0	1	0.0	Jurco	3	1	1	2	1	0	1	0	5	20.0

GOALTENDING

COLUMBUS	GP	MIN	GA	GAA	SO	W	L	OTL	SA	SV%	DETROIT	GP	MIN	GA	GAA	SO	W	L	OTL	SA	SV%
Bobrovsky	3	185	6	1.95	1	2	1	0	112	.946	Howard	3	182	3	0.99	2	1	1	1	83	.964

COLUMBUS VS. DETROIT ALL-TIME

SEASON	W-L-T-O	HOME	AWAY	GF-GA	SF-SA	PP	PK	PIM
2000-01	1-2-0-2	1-0-0-2	0-2-0-0	8-14	133-177	4-of-21	19-of-22	58-60
2001-02	1-2-0-2	0-0-0-2	1-2-0-0	9-15	135-157	1-of-19	13-of-17	48-67
2002-03	0-4-1-0	0-2-1-0	0-2-0-0	13-19	147-155	1-of-28	17-of-19	75-73
2003-04	2-4-0-0	1-2-0-0	1-2-0-0	13-17	163-193	2-of-25	17-of-19	54-74
2005-06	1-5-2	0-4-0	1-1-2	18-37	203-305	3-of-39	35-of-44	105-80
2006-07	3-5-0	2-2-0	1-3-0	14-28	219-260	6-of-51	36-of-40	86-108
2007-08	3-4-1	2-1-1	1-3-0	20-24	181-250	8-of-41	28-of-40	94-98
2008-09	3-3-0	2-1-0	1-2-0	17-18	138-208	2-of-22	20-of-26	71-65
2009-10	1-4-1	1-1-1	0-3-0	8-18	163-212	1-of-16	19-of-25	88-60
2010-11	2-3-1	1-2-0	1-1-1	13-16	187-197	3-of-28	20-of-22	51-59
2011-12	2-3-1	2-1-0	0-2-1	16-22	172-190	4-of-26	19-of-28	77-76
2012-13	4-0-1	2-0-1	2-0-0	15-9	130-159	5-of-24	24-of-25	83-81
2013-14	2-1-0	2-0-0	0-1-0	9-5	102-105	3-of-10	9-of-10	24-22
2014-15	2-1-0	0-1-0	2-0-0	3-6	83-112	1-of-9	9-of-12	34-29
TOTAL	27-41-1-11	16-17-1-7	11-24-0-4	176-248	2156-2680	44-of-359	285-349	948-952

	OVERALL	AT CBJ	AT DET
Current Streak:	2-0-0 since 12/16/14	0-1-0 since 11/18/14	2-0-0 since 12/16/14
Last 10 Games:	8-2-0	6-3-1	5-3-2
Last Win:	3/12/15, 3-1 at DET	3/25/14, 4-2	3/12/15, 3-1
Last Regulation Loss:	11/18/14, 0-5 at CBJ	11/18/14, 0-5	10/15/13, 1-2
Most Lopsided Win:	6, 3/7/09 [8-2 at DET]	3, 4x [3/11/14 most recent, 4-1]	6, 3/7/09 [8-2]
Most Lopsided Loss:	8, 11/11/09 [1-9 at CBJ]	8, 11/11/09 [1-9]	5, 2x [3/26/12 most recent, 2-7]
Last Tie:	4/4/03, 5-5 at CBJ	4/4/03, 5-5	None
Last OT Game:	12/16/14, 1-0 SOW at DET	1/21/13, 3-4 SOL	12/16/14, 1-0 SOW
OT Record (W-L-T):	8-11-1	4-7-1	4-4-0
Most Goals Scored:	8, 3/7/09 [8-2 W at DET]	5, 4/4/03 [5-5 T]	8, 3/7/09 [8-2 W]
Most Goals Allowed:	9, 11/11/09 [1-9 L at CBJ]	9, 11/11/09 [1-9 L]	7, 3/26/12 [2-7 L]
Most Goals, Both Teams:	11, 3x [1/15/11 most recent, 5-6 OTL at DET]	11, 12/28/06 [4-7 L]	11, 2x [1/15/11 most recent, 5-6 OTL]
Longest Win Streak:	4, 2/2/13 - 3/10/13	4, 2/2/13 - 3/25/14	2, 2x, 12/16/14 - current, most recent
Longest Pts. Streak:	6, 3/28/12 - 3/10/13 [5-0-0-1]	6, 3/28/12 - 3/25/14 [5-0-0-1]	2, 5x, 12/16/14 - current, most recent [2-0-0-0]
Longest Pointless Streak:	5, 3/19/08 - 1/6/09	6, 3/11/04 - 4/8/06	4, 4x, 12/26/09 - 11/28/10, most recent
Longest Winless Streak:	8, 3/21/02 - 11/19/03 [0-6-1-1]	6, 3/11/04 - 4/8/06 [0-6-0-0]	5, 12/26/09 - 1/15/11 [0-4-0-1]

ALL-TIME RESULTS

2000-01	(1-2-0-2)	2001-02	(1-2-0-2)	2002-03	(0-4-1-0)	2003-04	(2-4-0-0)	2005-06	(1-5-2)	2006-07	(3-5-0)
10/22	DET 2, at CBJ 1 OT	10/16	at DET 4, CBJ 3	12/14	at DET 6, CBJ 4	10/22	at DET 4, CBJ 1	10/22	DET 6, at CBJ 0	11/4	at DET 4, CBJ 1
10/28	at DET 4, CBJ 1	11/21	DET 1, at CBJ 0 OT	12/23	DET 1, at CBJ 0	11/19	at DET 5, CBJ 1	10/24	DET 6, at CBJ 2	12/18	at CBJ 4, DET 3
1/31	DET 3, at CBJ 2 OT	12/27	at DET 5, CBJ 1	12/26	at DET 4, CBJ 2	11/20	at CBJ 3, DET 0	12/20	at DET 4, CBJ 3 SO	12/20	at DET 5, CBJ 0
2/16	at DET 4, CBJ 2	2/8	CBJ 3, at DET 2	3/3	DET 3, at CBJ 2	3/11	DET 4, at CBJ 2	12/31	at DET 5, CBJ 2	12/28	DET 7, at CBJ 4
4/3	at CBJ 2, DET 1	3/21	DET 3, at CBJ 2 OT	4/4	at CBJ 5, DET 5 OT	3/31	DET 3, at CBJ 2	1/18	DET 4, at CBJ 0	1/19	at CBJ 3, DET 1
						4/3	CBJ 4, at DET 1	3/25	CBJ 5, at DET 4 SO	3/22	CBJ 2, at DET 1 SO
								4/7	at DET 6, CBJ 5 SO	4/1	DET 4, at CBJ 1
								4/8	DET 4, at CBJ 2	4/3	at DET 3, CBJ 0
2007-08	(3-4-1)	2008-09	(3-3-0)	2009-10	(1-4-1)	2010-11	(2-3-1)	2011-12	(2-3-1)	2012-13	(4-0-1)
11/9	at DET 4, CBJ 1	11/28	at DET 5, CBJ 3	11/11	DET 9, at CBJ 1	11/26	DET 2, at CBJ 1	10/21	at DET 5, CBJ 2	1/21	DET 4, at CBJ 3 SO
11/18	DET 5, at CBJ 4 SO	1/6	at DET 3, CBJ 0	12/26	at DET 2, CBJ 1	11/28	at DET 4, CBJ 2	10/25	at CBJ 4, DET 1	2/2	at CBJ 4, DET 2
11/24	at CBJ 3, DET 2 SO	1/27	at CBJ 3, DET 2 OT	12/28	at CBJ 1, DET 0 OT	1/14	at CBJ 3, DET 2 SO	1/21	at DET 3, CBJ 2 SO	2/21	CBJ 3, at DET 2
2/15	CBJ 5, at DET 1	2/13	at CBJ 3, DET 2	4/1	at DET 3, CBJ 2	1/15	at DET 6, CBJ 5 OT	2/28	DET 5, at CBJ 2	3/9	at CBJ 3, DET 0
3/16	at CBJ 4, DET 3	3/7	CBJ 8, at DET 2	4/7	at DET 4, CBJ 3	2/4	CBJ 3, at DET 0	3/26	at DET 7, CBJ 2	3/10	CBJ 3, at DET 2 SO
3/19	at DET 3, CBJ 1	3/15	DET 4, at CBJ 0	4/9	DET 1, at CBJ 0 SO	3/17	DET 2, at CBJ 0	3/28	at CBJ 4, DET 2		
3/22	DET 4, at CBJ 1										
4/3	at DET 3, CBJ 2										
2013-14	(2-1-0)	2014-15	(2-1-0)								
10/15	at DET 2, CBJ 1	11/18	DET 5, at CBJ 0								
3/11	at CBJ 4, DET 1	12/16	CBJ 1, at DET 0 SO								
3/25	at CBJ 4, DET 2	3/12	CBJ 3, at DET 1								

SHUTOUTS

CBJ	6	11/20/03, Denis 25 saves [3-0 at CBJ]; 12/28/09, Mason 34 saves [1-0 OT at CBJ]; 4/9/10, Mason 45 saves [0-1 SO at CBJ]; 2/4/11, Mason 34 saves [3-0 at DET]; 3/9/13, Bobrovsky 30 saves [3-0 at CBJ]; 12/16/14, Bobrovsky 30 Saves [1-0 SO at DET]
DET	12	11/21/01, Legace 38 saves [0-1 OT at CBJ]; 12/23/02, Joseph 33 saves [0-1 at CBJ]; 10/22/05, Legace 17 saves [0-6 at CBJ]; 1/18/06, Osgood 26 saves [0-4 at CBJ]; 12/20/06, Hasek 27 saves [0-5 at DET]; 4/3/07, Hasek 35 saves [0-3 at DET]; 1/6/09, Conklin 23 saves [0-3 at DET]; 3/15/09, Osgood 23 saves [0-4 at CBJ]; 4/9/10, Howard 22 saves [0-1 SO at CBJ]; 3/17/11, MacDonald 37 saves [0-2 at CBJ]; 11/18/14, Howard 28 Saves [0-5 at CBJ]; 12/16/14, Howard 29 Saves [1-0 SO at DET]

HAT TRICKS

CBJ	3	4/7/06, Nash against Legace [3] [5-6 SOL at DET]; 1/27/09, Nash against Osgood [3] [3-2 OTW at CBJ]; 3/7/09, Nash against Osgood [2] and Conklin [1] [8-2 W at DET]
DET	3	10/22/05, Williams against Denis [3] [0-6 L at CBJ]; 12/28/06, Cleary against Norrena [3] [4-7 L at CBJ]; 3/19/08, Zetterberg against Norrena [3] [1-3 L at DET]

PENALTY SHOTS

CBJ	1	11/26/10, Boll unsuccessful against Howard [1-2 L at CBJ]
DET	1	4/9/10, Bertuzzi unsuccessful against Mason [0-1 SOL at CBJ]



EDMONTON OILERS

@EdmontonOilers

Rexall Place / 7424 - 118 Avenue / Edmonton, AB T5B 4M9
oilers.nhl.com / p: 780.414.4000 / f: 780.409.5890



TAYLOR HALL

DIRECTORY

First Season: 1979-80
Home Ice: Rexall Place
Capacity: 16,839 (opened in 1974)
Playoff Appearances: 20 (most recent, 2005-06)
Stanley Cup Titles: 5 (most recent, 1990)
President & General Manager : Peter Chiarelli
Senior VP of Hockey Operations: Craig MacTavish
Head Coach: Todd McLellan
Assistant Coaches:
Jay Woodcroft, Jim Johnson, Ian Herbers
Public Relations Contact: J.J. Hebert

TV Play-by-Play: Kevin Quinn
TV Color Analyst: Louie Debrusk
Radio Play-by-Play: Jack Michaels
Radio Color Analyst: Bob Stauffer

2015-16 SCHEDULE

DATE	HOME/AWAY	START (ET)
Feb. 2, 2016	at EDM	9:00 PM
Mar. 4, 2016	at CBJ	7:00 PM

2014-15 SEASON

Record: 24-44-14, 62 pts.
Home: 15-23-3, 33 pts.
Away: 9-21-11, 29 pts.
Playoffs: Did not qualify

LEADERS
Points: Jordan Eberle, 63
Goals: Ryan Nugent-Hopkins & Jordan Eberle, 24
Assists: Jordan Eberle, 39
+/-: Steven Pinizzotto, 1
Def. Points: Justin Schultz, 31
Goaltending: Ben Scrivens, 15-26-11, 3.16 GAA

2014-15 RESULTS (2-0-0)

DATE	RESULT	ATTN	W/L GOALTENDERS	GW GOAL
Mar. 13, 2015	at CBJ 5, EDM 4 (SO)	14,317	Sergei Bobrovsky / Ben Scrivens	Alexander Wennberg
Mar. 18, 2015	CBJ 4, at EDM 3 (SO)	16,839	Curtis McElhinney / Ben Scrivens	Alexander Wennberg

GOALS BY PERIOD	1ST	2ND	3RD	OT	TOTAL	SHOTS BY PERIOD	1ST	2ND	3RD	OT	TOTAL
Columbus	3	2	2	0	7	Columbus	15	14	17	5	51
Edmonton	0	4	3	0	7	Edmonton	23	26	27	6	82

POWER PLAY	GOALS	ATTEMPTS	PCT	PENALTY KILLING	KILLS	ATTEMPTS	PCT
Columbus	1	5	20.0	Columbus	7	11	63.6
Edmonton	4	11	36.4	Edmonton	4	5	80.0

COLUMBUS	GP	G	A	TP	+/-	PM	PP	SH	S	PCT	EDMONTON	GP	G	A	TP	+/-	PM	PP	SH	S	PCT
Wennberg	2	0	3	3	2	2	0	0	2	0.0	Yakupov	2	2	1	3	0	2	1	0	7	28.6
Atkinson	2	1	1	2	1	2	1	0	3	33.3	Eberle	2	1	2	3	0	0	1	0	5	20.0
Hartnell	2	1	1	2	2	0	0	0	4	25.0	Nugent-Hopkins	2	1	2	3	1	0	0	0	9	11.1
Dano	2	1	1	2	1	2	0	0	7	14.3	Roy	2	2	0	2	0	6	2	0	4	50.0
Johnson	2	0	2	2	3	0	0	0	3	0.0	Ference	2	1	1	2	0	0	0	0	5	20.0

GOALTENDING

COLUMBUS	GP	MIN	GA	GAA	SO	W	L	OTL	SA	SV%	EDMONTON	GP	MIN	GA	GAA	SO	W	L	OTL	SA	SV%
McElhinney	1	65	3	2.77	0	1	0	0	47	.936	Scrivens	2	130	7	3.24	0	0	0	2	51	.863
Bobrovsky	1	65	4	3.69	0	1	0	0	35	.886											

COLUMBUS VS. EDMONTON ALL-TIME

SEASON	W-L-T/O	HOME	AWAY	GF-GA	SF-SA	PP	PK	PIM
2000-01	1-3-0-0	1-1-0-0	0-2-0-0	11-14	92-114	2-of-13	12-of-18	50-40
2001-02	1-3-0-0	0-2-0-0	1-1-0-0	5-12	98-113	2-of-18	13-of-14	68-97
2002-03	0-3-1-0	0-1-1-0	0-2-0-0	9-18	85-122	1-of-15	7-of-11	36-44
2003-04	0-1-2-1	0-0-2-0	0-1-0-1	12-14	117-132	5-of-20	15-of-16	38-48
2005-06	2-2-0	1-1-0	1-1-0	7-12	104-111	1-of-19	15-of-19	54-54
2006-07	1-3-0	0-2-0	1-1-0	7-13	100-115	3-of-15	15-of-19	91-84
2007-08	1-1-2	1-0-1	0-1-1	9-10	139-94	2-of-18	13-of-15	39-80
2008-09	2-2-0	1-1-0	1-1-0	11-15	132-86	2-of-19	8-of-12	35-49
2009-10	3-1-0	2-0-0	1-1-0	15-13	122-115	4-of-13	15-of-20	61-47
2010-11	2-2-0	2-0-0	0-2-0	11-15	143-127	1-of-18	16-of-19	59-59
2011-12	1-3-0	1-1-0	0-2-0	10-17	118-122	4-of-17	10-of-13	35-43
2012-13	1-2-0	1-1-0	0-1-0	8-12	108-68	1-of-13	9-of-9	48-18
2013-14	1-1-0	1-0-0	0-1-0	4-9	42-59	2-of-6	7-of-11	29-19
2014-15	2-0-0	1-0-0	1-0-0	7-7	51-82	1-of-5	7-of-11	29-17
TOTAL	18-27-3-3	12-10-3-1	6-17-0-2	126-181	1451-1460	31-of-209	162-207	672-699

	OVERALL	AT CBJ	AT EDM
Current Streak:	3-0-0 since 11/29/13	3-0-0 since 3/5/13	1-0-0 since 3/18/15
Last 10 Games:	5-5-0	8-2-0	3-7-0
Last Win:	3/18/15, 4-3 SOW at EDM	3/13/15, 5-4 SOW	3/18/15, 4-3 SOW
Last Regulation Loss:	11/19/13, 0-7 at EDM	2/10/13, 1-3	11/19/13, 0-7
Most Lopsided Win:	4, 12/2/06 (4-0 at EDM)	3, 1/3/01 (5-2)	4, 12/2/06 (4-0)
Most Lopsided Loss:	7, 11/19/13 (0-7 at EDM)	5, 11/18/08 (2-7)	7, 11/19/13 (0-7)
Last Tie:	1/18/04, 4-4 at CBJ	1/18/04, 4-4	None
Last OT Game:	3/18/15, 4-3 SOW at EDM	3/13/15, 5-4 SOW	3/18/15, 4-3 SOW
OT Record (W-L-T):	7-3-3	5-1-3	2-2-0
Most Goals Scored:	5, 5x (3/13/15 most recent, 5-4 SOW at CBJ)	5, 4x (3/13/15 most recent, 5-4 SOW)	5, 1/13/03 (5-8 L)
Most Goals Allowed:	8, 1/13/03 (5-8 L at EDM)	7, 11/18/08 (2-7 L)	8, 1/13/03 (5-8 L)
Most Goals, Both Teams:	13, 1/13/03 (5-8 L at EDM)	9, 4x (3/13/15 most recent, 5-4 SOW)	13, 1/13/03 (5-8 L)
Longest Win Streak:	4, 11/16/09 - 10/28/10	5, 11/16/09 - 1/17/12	2, 2/2/06 - 12/2/06
Longest Pts. Streak:	4, 2x, 11/16/09 - 10/28/10 (4-0-0-0)	5, 11/16/09 - 1/17/12 (5-0-0-0)	2, 2/2/06 - 12/2/06 (2-0-0-0)
Longest Pointless Streak:	4, 11/9/01 - 1/13/03	3, 10/25/01 - 11/27/02	6, 12/16/10 - 11/19/13
Longest Winless Streak:	12, 11/9/01 - 11/11/05 (0-8-3-1)	7, 10/25/01 - 11/11/05 (0-4-3-0)	6, 2x, 12/16/10 - 11/19/13 (0-6-0-0)

ALL-TIME RESULTS

2000-01	(1-3-0-0)	2001-02	(1-3-0-0)	2002-03	(0-3-1-0)	2003-04	(0-1-2-1)	2005-06	(2-2-0)	2006-07	(1-3-0)
11/5	EDM 4, at CBJ 2	10/25	EDM 5, at CBJ 2	11/27	EDM 3, at CBJ 1	10/30	at EDM 4, CBJ 3 OT	11/1	at EDM 5, CBJ 1	11/10	EDM 4, at CBJ 1
1/3	at CBJ 5, EDM 2	11/2	CBJ 2, at EDM 1	1/13	at EDM 8, CBJ 5	11/25	at CBJ 3, EDM 3 OT	11/11	EDM 3, at CBJ 1	12/2	CBJ 4, at EDM 0
1/7	at EDM 4, CBJ 2	11/9	EDM 3, at CBJ 0	3/1	at CBJ 3, EDM 3 OT	1/18	at CBJ 4, EDM 4 OT	2/2	CBJ 2, at EDM 1 SO	1/31	at EDM 5, CBJ 2
3/26	at EDM 4, CBJ 2	3/26	at EDM 3, CBJ 1	3/28	at EDM 4, CBJ 0	3/16	at EDM 3, CBJ 2	3/11	at CBJ 4, EDM 3 OT	2/22	EDM 4, at CBJ 0
2007-08	(1-1-2)	2008-09	(2-2-0)	2009-10	(3-1-0)	2010-11	(2-2-0)	2011-12	(1-3-0)	2012-13	(1-2-0)
11/26	at EDM 3, CBJ 1	11/5	at CBJ 5, EDM 4	10/22	at EDM 6, CBJ 4	10/28	at CBJ 3, EDM 2 SO	12/2	at EDM 6, CBJ 3	2/10	EDM 3, at CBJ 1
12/31	at CBJ 4, EDM 2	11/18	EDM 7, at CBJ 2	11/16	at CBJ 3, EDM 2 SO	12/16	at EDM 6, CBJ 3	1/17	at CBJ 4, EDM 2	3/5	at CBJ 4, EDM 3 SO
3/2	at EDM 4, CBJ 3 SO	1/20	at EDM 4, CBJ 3	1/7	CBJ 4, at EDM 2	2/5	at CBJ 4, EDM 3	3/14	at EDM 3, CBJ 0	3/28	at EDM 6, CBJ 4
3/7	EDM 2, at CBJ 1 OT	2/26	CBJ 1, at EDM 0	3/15	at CBJ 5, EDM 3	3/3	at EDM 4, CBJ 2	3/25	EDM 6, at CBJ 3		
2013-14	(1-1-0)	2014-15	(2-0-0)								
11/19	at EDM 7, CBJ 0	3/13	at CBJ 5, EDM 4 SO								
11/29	at CBJ 4, EDM 2	3/18	CBJ 4, at EDM 3 SO								

SHUTOUTS

CBJ	2	12/2/06, Norrena 21 saves (4-0 at EDM); 2/26/09, Mason 19 saves (1-0 at EDM)
EDM	5	11/9/01, Salo 23 saves (0-3 at CBJ); 3/28/03, Markkanen 26 saves (0-4 at EDM); 2/22/07, Roloson 28 saves (0-4 at CBJ); 3/14/12, Dubnyk 22 saves (0-3 at EDM); 11/19/13, Dubnyk 14 saves (0-7 at EDM)

HAT TRICKS

CBJ	2	12/31/07, Nash against Roloson (2) and 1 EN (4-2 W at CBJ); 12/16/10, Huselius against Khabibulin (3) (3-6 L at EDM)
EDM	1	12/2/11, Jones against Sanford (3) (3-6 L at EDM)

PENALTY SHOTS


CBJ	3	11/26/07, Nash unsuccessful against Roloson (1-3 L at EDM); 3/3/11, Umberger unsuccessful against Dubnyk (2-4 L at EDM); 3/25/12, Nash goal against Dubnyk (3-6 L at CBJ)
EDM	0	None



FLORIDA PANTHERS

@FlaPanthers

BB&T Center / 1 Panther Pkwy. / Sunrise, FL 33323
panthers.nhl.com / p: 954.835.7000 / f: 954.835.7700



AARON EKBLAD

DIRECTORY

First Season: 1993-94
Home Ice: BB&T Center
Capacity: 17,040 (opened in 1998)
Playoff Appearances: 4 (most recent, 2011-12)
Stanley Cup Titles: None
EVP and General Manager: Dale Tallon
Head Coach: Gerard Gallant
Assistant Coaches: Mike Kelly, John Madden
Public Relations Contact: Adelyn Biedenbach

TV Play-by-Play: Steve Goldstein
TV Color Analyst: Dennis Potvin
Radio Play-by-Play: Doug Plagens

2015-16 SCHEDULE

DATE	HOME/AWAY	START (ET)
Dec. 4, 2015	at CBJ	7:00 PM
Dec. 27, 2015	at FLA	6:00 PM
Feb. 27, 2016	at CBJ	3:00 PM

2014-15 SEASON

Record: 38-29-15, 91 pts.
Home: 21-13-7, 49 pts.
Away: 17-16-8, 42 pts.
Playoffs: Did not qualify

LEADERS

Points: Jonathan Huberdeau, 54
Goals: Nick Bjugstad, 24
Assists: Jonathan Huberdeau, 39
+/-: Aaron Ekblad, 12
Def. Points: Aaron Ekblad, 39
Goaltending: Roberto Luongo, 28-19-12, 2.35 GAA

2014-15 RESULTS (2-1-0)

DATE	RESULT	ATTN	W/L GOALTENDERS	GW GOAL
Dec. 1, 2014	at CBJ 2, FLA 1	12,309	Sergei Bobrovsky / Al Montoya	Boone Jenner
Dec. 4, 2014	CBJ 4 at FLA 3 (SO)	7,788	Sergei Bobrovsky / Roberto Luongo	Ryan Johansen
Jan. 29, 2015	at FLA 3, CBJ 2	7,917	Roberto Luongo / Curtis McElhinney	Sean Bergenheim

GOALS BY PERIOD	1ST	2ND	3RD	OT	TOTAL	SHOTS BY PERIOD	1ST	2ND	3RD	OT	TOTAL
Columbus	3	3	1	0	7	Columbus	28	18	28	2	76
Florida	0	6	1	0	7	Florida	32	40	35	4	111

POWER PLAY	GOALS	ATTEMPTS	PCT	PENALTY KILLING	KILLS	ATTEMPTS	PCT
Columbus	0	5	0.0	Columbus	9	11	81.8
Florida	2	11	18.2	Florida	5	5	100.0

COLUMBUS	GP	G	A	TP	+/-	PM	PP	SH	S	PCT	FLORIDA	GP	G	A	TP	+/-	PM	PP	SH	S	PCT
Atkinson	3	1	2	3	3	0	0	0	7	14.3	Ekblad	3	2	1	3	2	0	1	0	11	18.2
Rychel	2	0	3	3	3	2	0	0	3	0.0	Bjugstad	3	2	1	3	-1	2	1	0	9	22.2
Jenner	2	2	0	2	2	2	0	0	4	50.0	Huberdeau	3	1	2	3	0	0	0	0	4	25.0
Foligno	3	1	1	2	0	0	0	0	3	33.3	Fleischmann	2	1	1	2	0	0	0	0	6	16.7
Prout	3	0	2	2	-1	5	0	0	2	0.0	Bergenheim	3	1	1	2	-1	16	0	0	7	14.3

GOALTENDING

COLUMBUS	GP	MIN	GA	GAA	SO	W	L	OTL	SA	SV%	FLORIDA	GP	MIN	GA	GAA	SO	W	L	OTL	SA	SV%
Bobrovsky	2	125	4	1.92	0	2	0	0	80	.950	Luongo	2	125	5	2.40	0	1	0	1	53	.906
McElhinney	1	59	3	3.07	0	0	1	0	31	.903	Montoya	1	59	2	2.04	0	0	1	0	23	.913

COLUMBUS VS. FLORIDA ALL-TIME

SEASON	W-L-T/O	HOME	AWAY	GF-GA	SF-SA	PP	PK	PIM
2000-01	1-1-0-0	0-1-0-0	1-0-0-0	7-9	64-50	1-of-13	8-of-8	32-42
2001-02	0-1-0-0	0-0-0-0	0-1-0-0	0-2	23-29	0-of-4	2-of-2	9-13
2002-03	1-0-0-0	1-0-0-0	0-0-0-0	4-1	22-27	2-of-4	6-of-6	19-26
2003-04	0-1-0-0	0-0-0-0	0-1-0-0	0-1	42-34	0-of-4	3-of-3	11-13
2005-06	1-0-0	0-0-0	1-0-0	5-4	23-52	1-of-8	6-of-7	14-16
2006-07	DID NOT PLAY							
2007-08	0-1-0	0-1-0	0-0-0	2-5	36-29	1-of-6	3-of-6	17-17
2008-09	1-0-0	0-0-0	1-0-0	3-1	37-23	0-of-1	3-of-3	6-2
2009-10	1-0-0	1-0-0	0-0-0	3-0	32-32	0-of-2	3-of-3	6-14
2010-11	2-0-0	1-0-0	1-0-0	5-4	70-62	1-of-6	6-of-7	19-17
2011-12	1-0-0	1-0-0	0-0-0	4-1	29-31	1-of-5	3-of-3	8-12
2012-13	DID NOT PLAY							
2013-14	3-0-0	2-0-0	1-0-0	13-6	105-91	5-of-10	11-of-11	29-40
2014-15	2-1-0	1-0-0	1-1-0	7-7	76-111	0-of-5	9-of-11	31-29
TOTAL	13-5-0-0	7-2-0-0	6-3-0-0	53-41	559-571	12-of-68	63-of-70	201-241

	OVERALL	AT CBJ	AT FLA
Current Streak:	0-1-0 since 1/29/15	6-0-0 since 12/9/09	0-1-0 since 1/29/15
Last 10 Games:	9-1-0	7-2-0	6-3-0
Last Win:	12/4/14, 4-3 SOW at FLA	12/1/14, 2-1	12/4/14, 4-3 SOW at FLA
Last Loss:	1/29/15, 2-3 at FLA	11/21/07, 2-5	1/29/15, 2-3
Most Lopsided Win:	3, 5x (3/1/14 most recent, 6-4 at CBJ)	3, 5x (3/1/14 - most recent, 6-3)	2, 3/21/09 (3-1)
Most Lopsided Loss:	3, 2x (11/21/07 most recent, 2-5 at CBJ)	3, 2x (11/21/07 most recent, 2-5)	2, 12/5/01 (0-2)
Last Tie:	None	None	None
Last OT Game:	12/4/14, 4-3 SOW at FLA	3/29/11, 3-2 SOW	12/4/14, 4-3 SOW
OT Record (W-L-T):	5-0-0	1-0-0	4-0-0
Most Goals Scored:	7, 3/9/01 (7-6 OTW at FLA)	6, 3/1/14 (6-3 W)	7, 3/9/01 (7-6 OTW)
Most Goals Allowed:	6, 3/9/01 (7-6 OTW at FLA)	5, 11/21/07 (2-5 L)	6, 3/9/01 (7-6 OTW)
Most Goals, Both Teams:	13, 3/9/01 (7-6 OTW at FLA)	9, 3/1/14 (6-3 W)	13, 3/9/01 (7-6 OTW)
Longest Win Streak:	10, 3/21/09 - 12/4/14	6, 12/9/09 - current	5, 1/14/06 - 12/4/14
Longest Pts. Streak:	10, 3/21/09 - 12/4/14 (10-0-0-0)	6, 12/9/09 - current (6-0-0-0)	5, 1/14/06 - 12/4/14 (5-0-0-0)
Longest Losing Streak:	1, 5x, 1/29/15, most recent	1, 2x, 11/21/07, most recent	2, 12/5/01 - 1/3/04
Longest Winless Streak:	1, 5x, 1/29/15 - current, most recent (0-1-0-0)	1, 2x, 11/21/07, most recent (0-1-0-0)	2, 12/5/01 - 1/3/04 (0-2-0-0)

ALL-TIME RESULTS

2000-01	(1-1-0-0)	2001-02	(0-1-0-0)	2002-03	(1-0-0-0)	2003-04	(0-1-0-0)	2005-06	(1-0-0)	2006-07	(0-0-0)
11/17	FLA 3, at CBJ 0	12/5	at FLA 2, CBJ 0	10/19	at CBJ 4, FLA 1	1/3	at FLA 1, CBJ 0	1/14	CBJ 5, at FLA 4 OT	DID NOT PLAY	
3/9	CBJ 7, at FLA 6 OT										
2007-08	(0-1-0)	2008-09	(1-0-0)	2009-10	(1-0-0)	2010-11	(2-0-0)	2011-12	(1-0-0)	2012-13	(0-0-0)
11/21	FLA 5, at CBJ 2	3/21	CBJ 3, at FLA 1	12/9	at CBJ 3, FLA 0	1/19	CBJ 3, at FLA 2 OT	3/30	at CBJ 4, FLA 1	DID NOT PLAY	
						3/29	at CBJ 3, FLA 2 SO				
2013-14	(3-0-0)	2014-15	(2-1-0)								
2/1	at CBJ 4, FLA 1	12/1	at CBJ 2, FLA 1								
3/1	at CBJ 6, FLA 3	12/4	CBJ 4, at FLA 3 SO								
4/12	CBJ 3, at FLA 2	1/29	at FLA 3, CBJ 2								

SHUTOUTS

CBJ	1	12/9/09, Mason 32 saves (3-0 at CBJ)
FLA	3	11/17/00, Kidd 30 saves (0-3 at CBJ); 12/5/01, Luongo 23 saves (0-2 at FLA); 1/3/04, Luongo 42 saves (0-1 at FLA)

HAT TRICKS

CBJ	1	3/9/01, Quint against Kidd (3) (7-6 OTW at FLA)
FLA	0	None

PENALTY SHOTS

CBJ	0	None
FLA	0	None



LOS ANGELES KINGS

@LAKings

STAPLES Center / 1111 S. Figueroa St. / Los Angeles, CA 90015
kings.nhl.com / p: 310.535.4500 / f: 310.535.4507



ANZE KOPITAR

DIRECTORY

First Season: 1967-68
Home Ice: STAPLES Center
Capacity: 18,230 (opened in 1999)
Playoff Appearances: 28 (most recent, 2013-14)
Stanley Cup Titles: 2, 2012 & 2014
President and General Manager: Dean Lombardi
Head Coach: Darryl Sutter
Assistant Coaches: John Stevens, Davis Payne
Public Relations Contact: Jeff Moeller

TV Play-by-Play: Bob Miller
TV Color Analyst: Jim Fox
Radio Play-by-Play: Nick Nickson
Radio Color Analyst: Daryl Evans

2015-16 SCHEDULE

DATE	HOME/AWAY	START (ET)
Nov. 5, 2015	at LAK	10:30 PM
Dec. 8, 2015	at CBJ	7:00 PM

2014-15 SEASON

Record: 40-27-15, 95 pts.
Home: 25-9-7, 57 pts.
Away: 15-18-8, 38 pts.
Playoffs: Did not qualify

LEADERS

Points: Anze Kopitar, 64
Goals: Jeff Carter, 28
Assists: Anze Kopitar, 48
+/-: Tyler Toffoli, 25
Def. Points: Drew Doughty, 46
Goaltending: Jonathan Quick, 36-22-13, 2.24 GAA

2014-15 RESULTS (0-2-0)

DATE	RESULT	ATTN	W/L GOALTENDERS	GW GOAL
Oct. 26, 2014	at LAK 5, CBJ 2	18,230	Jonathan Quick / Sergei Bobrovsky	Dwight King
Feb. 9, 2015	LAK 4 at CBJ 3	14,703	Jonathan Quick / Curtis McElhinney	Dustin Brown

GOALS BY PERIOD	1ST	2ND	3RD	OT	TOTAL
Columbus	2	2	1	0	5
Los Angeles	2	4	3	0	9

POWER PLAY	GOALS	ATTEMPTS	PCT
Columbus	1	4	25.0
Los Angeles	1	5	20.0

COLUMBUS	GP	G	A	TP	+/-	PM	PP	SH	S	PCT
Hartnell	2	1	1	2	0	2	0	0	5	20.0
Savard	2	1	1	2	0	0	0	0	3	33.3
Johansen	2	0	2	2	1	2	0	0	3	0.0
Skille	2	1	0	1	-2	0	0	0	7	14.3
Erixon	1	1	0	1	-1	0	1	0	1	100.0

SHOTS BY PERIOD	1ST	2ND	3RD	OT	TOTAL
Columbus	13	17	20	0	50
Los Angeles	20	25	26	0	71

PENALTY KILLING	KILLS	ATTEMPTS	PCT
Columbus	4	5	80.0
Los Angeles	3	4	75.0

LOS ANGELES	GP	G	A	TP	+/-	PM	PP	SH	S	PCT
Carter	2	2	4	6	4	0	1	0	6	33.3
Toffoli	2	2	3	5	3	0	0	0	5	40.0
King	2	2	1	3	2	0	0	0	3	66.7
McNabb	2	0	3	3	2	0	0	0	2	0.0
Pearson	1	2	0	2	2	0	0	0	3	66.7

GOALTENDING

COLUMBUS	GP	MIN	GA	GAA	SO	W	L	OTL	SA	SV%
McElhinney	1	58	4	4.12	0	0	1	0	44	.909
Bobrovsky	1	60	5	5.02	0	0	1	0	27	.815

LOS ANGELES	GP	MIN	GA	GAA	SO	W	L	OTL	SA	SV%
Quick	2	120	5	2.50	0	2	0	0	50	.900

COLUMBUS VS. LOS ANGELES ALL-TIME

SEASON	W-L-T/O	HOME	AWAY	GF-GA	SF-SA	PP	PK	PIM
2000-01	1-3-0-0	1-1-0-0	0-2-0-0	6-14	103-148	2-of-18	15-of-18	52-52
2001-02	1-3-0-0	0-2-0-0	1-1-0-0	6-15	85-119	0-of-16	10-of-18	69-78
2002-03	4-0-0-0	2-0-0-0	2-0-0-0	14-5	110-123	5-of-25	20-of-21	58-76
2003-04	2-1-1-0	2-0-0-0	0-1-1-0	11-10	119-130	3-of-19	7-of-10	32-52
2005-06	1-3-0	1-1-0	0-2-0	12-18	111-121	2-of-22	22-of-27	75-78
2006-07	2-2-0	2-0-0	0-2-0	8-10	104-119	1-of-20	29-of-33	107-61
2007-08	3-0-1	1-0-1	2-0-0	12-7	132-135	2-of-14	18-of-21	42-28
2008-09	2-2-0	1-1-0	1-1-0	7-10	97-110	2-of-13	11-of-12	34-36
2009-10	1-3-0	1-1-0	0-2-0	7-17	92-106	3-of-17	12-of-18	71-38
2010-11	1-2-1	0-1-1	1-1-0	14-16	118-123	0-of-12	11-of-15	42-40
2011-12	2-2-0	1-1-0	1-1-0	7-6	101-135	0-of-17	12-of-14	39-45
2012-13	0-3-0	0-1-0	0-2-0	4-8	54-76	0-of-9	7-of-10	57-46
2013-14	1-0-1	1-0-0	0-0-1	6-5	59-49	2-of-8	9-of-9	18-18
2014-15	0-2-0	0-1-0	0-1-0	5-9	50-71	1-of-4	4-of-5	20-28
TOTAL	21-26-1-3	13-10-0-2	8-16-1-1	119-150	1335-1565	23-of-214	187-of-231	716-676

	OVERALL	AT CBJ	AT LAK
Current Streak:	0-2-1 since 2/6/14	0-1-0 since 2/9/15	0-4-1 since 2/1/12
Last 10 Games:	3-6-1	4-5-1	2-7-1
Last Win:	1/21/14, 5-3 at CBJ	1/21/14, 5-3	1/7/12, 1-0
Last Regulation Loss:	2/9/15, 3-4 at CBJ	2/9/15, 3-4	10/26/14, 2-5
Most Lopsided Win:	4, 10/27/02 (5-1 at CBJ)	4, 10/27/02 (5-1)	3, 10/31/07 (4-1)
Most Lopsided Loss:	6, 4x (3/8/10 most recent, 0-6 at LAK)	6, 3x (11/13/05 most recent, 2-8)	6, 3/8/10 (0-6)
Last Tie:	1/10/04, 2-2 at LAK	None	1/10/04, 2-2
Last OT Game:	2/6/14, 1-2 OTL at LAK	2/16/11, 3-4 SOL	2/6/14, 1-2 OTL
OT Record (W-L-T):	4-3-1	3-2-0	1-1-1
Most Goals Scored:	7, 2/8/06 (7-4 W at CBJ)	7, 2/8/06 (7-4 W)	5, 11/17/10 (5-3 W)
Most Goals Allowed:	8, 11/13/05 (2-8 L at CBJ)	8, 11/13/05 (2-8 L)	6, 3x (1/8/11 most recent, 4-6 L)
Most Goals, Both Teams:	11, 2/8/06 (7-4 W at CBJ)	11, 2/8/06 (7-4 W)	10, 1/8/11 (4-6 L)
Longest Win Streak:	5, 3/2/02 - 3/25/03	4, 2x, 2/8/06 - 12/21/07, most recent	3, 3/2/02 - 3/25/03
Longest Pts. Streak:	8, 3/2/02 - 2/11/04 (7-0-1-0)	5, 2/8/06 - 2/10/08 (4-0-0-1)	4, 3/2/02 - 1/10/04 (3-0-1-0)
Longest Pointless Streak:	5, 2/24/01 - 2/26/02	2, 2x, 3/11/11 - 12/15/11, most recent	5, 2/21/04 - 3/17/07
Longest Winless Streak:	5, 2/24/01 - 2/26/02 (0-5-0-0)	4, 1/28/10 - 12/15/11 (0-3-0-1)	6, 1/10/04 - 3/17/07 (0-5-1-0)

ALL-TIME RESULTS

2000-01	[1-3-0-0]	2001-02	[1-3-0-0]	2002-03	[4-0-0-0]	2003-04	[2-1-1-0]	2005-06	[1-3-0]	2006-07	[2-2-0]
10/9	LAK 7, at CBJ 1	10/23	LAK 7, at CBJ 1	10/27	at CBJ 5, LAK 1	1/10	CBJ 2, at LAK 2 OT	10/16	at LAK 3, CBJ 1	10/27	at CBJ 2, LAK 0
10/31	at CBJ 4, LAK 1	12/15	at LAK 3, CBJ 2	12/7	CBJ 4, at LAK 2	1/16	at CBJ 3, LAK 2 OT	11/13	LAK 8, at CBJ 2	1/3	at LAK 3, CBJ 0
2/24	at LAK 3, CBJ 1	2/26	LAK 5, at CBJ 1	2/27	at CBJ 3, LAK 1	2/11	at CBJ 3, LAK 2 OT	2/8	at CBJ 7, LAK 4	3/7	at CBJ 3, LAK 2 OT
3/29	at LAK 3, CBJ 0	3/2	CBJ 2, at LAK 0	3/25	CBJ 2, at LAK 1 OT	2/21	at LAK 4, CBJ 3	3/4	at LAK 3, CBJ 2	3/17	at LAK 5, CBJ 3
2007-08	[3-0-1]	2008-09	[2-2-0]	2009-10	[1-3-0]	2010-11	[1-2-1]	2011-12	[2-2-0]	2012-13	[0-3-0]
10/31	CBJ 4, at LAK 1	12/6	at LAK 3, CBJ 0	10/17	at CBJ 4, LAK 1	11/17	CBJ 5, at LAK 3	12/15	LAK 2, at CBJ 1	2/5	LAK 4, at CBJ 2
12/21	at CBJ 2, LAK 1	12/23	LAK 3, at CBJ 0	10/25	at LAK 6, CBJ 2	1/8	at LAK 6, CBJ 4	1/7	CBJ 1, at LAK 0	2/15	at LAK 2, CBJ 1
1/3	CBJ 4, at LAK 3	12/29	CBJ 2, at LAK 0	1/28	LAK 4, at CBJ 1	2/16	LAK 4, at CBJ 3 SO	2/1	at LAK 3, CBJ 2	4/18	at LAK 2, CBJ 1
2/10	LAK 3, at CBJ 2 SO	3/3	at CBJ 5, LAK 4	3/8	at LAK 6, CBJ 0	3/11	LAK 4, at CBJ 2	3/8	at CBJ 3, LAK 1		
2013-14	[1-0-1]	2014-15	[0-2-0]								
1/21	at CBJ 5, LAK 3	10/26	at LAK 5, CBJ 2								
2/6	at LAK 2, CBJ 1 OT	2/9	LAK 4, at CBJ 3								

SHUTOUTS

CBJ	4	3/2/02, Tugnutt 30 saves (2-0 at LAK); 10/27/06, Leclaire 38 saves (2-0 at CBJ); 12/29/08, Mason 24 saves (2-0 at LAK); 1/7/12, Sanford 31 saves (1-0 at LAK)
LA	5	3/29/01, Potvin 27 saves (0-3 at LAK); 1/3/07, Garon 26 saves (0-3 at LAK); 12/6/08, LaBarbera 23 saves (0-3 at LAK); 12/23/08, Quick 24 saves (0-3 at CBJ); 3/8/10, Quick 11 saves (0-6 at LAK)

HAT TRICKS

CBJ	2	10/27/02, Wright against Storr (3) (5-1 W at CBJ); 2/27/03, Whitney against Storr (2) and 1 EN (3-1 W at CBJ)
LA	3	11/13/05, Conroy against Denis (2) and Prusek (1) (2-8 L at CBJ); 11/13/05, Frolov against Prusek (2) and Denis (1) (2-8 L at CBJ); 3/11/11, Kopitar against Mason (2-4 L at CBJ)

PENALTY SHOTS

CBJ	2	3/25/03, Nedorost unsuccessful against Huet (2-1 OTW at LAK); 10/25/09, Nash unsuccessful against Quick (2-6 L at LAK)
LA	1	12/6/08, O'Sullivan unsuccessful against Mason (0-3 L at CBJ)



MINNESOTA WILD

@mnwild

Xcel Energy Center / 199 W. Kellogg Blvd. / St. Paul, MN 55102
wild.nhl.com / p: 651.602.6000 / f: 651.222.1055



ZACH PARISE

DIRECTORY

First Season: 2000-01
Home Ice: Xcel Energy Center
Capacity: 17,954 (opened in 2000)
Playoff Appearances: 6 (most recent, 2014-15)
Stanley Cup Titles: None
EVP & General Manager: Chuck Fletcher
Head Coach: Mike Yeo
Assistant Coaches:
Rick Wilson, Darryl Sydor, Darby Hendrickson,
Andrew Brunette
Public Relations Contact: Aaron Sickman

TV Play-by-Play: Anthony LaPanta
TV Color Analyst: Mike Greenlay
Radio Play-by-Play: Bob Kurtz
Radio Color Analyst: Tom Reid

2015-16 SCHEDULE

DATE	HOME/AWAY	START (ET)
Oct. 22, 2015	at MIN	8:00 PM
Jan. 5, 2016	at CBJ	7:00 PM

2014-15 SEASON

Record: 46-28-8, 100 pts.
Home: 22-13-6, 50 pts.
Away: 24-15-2, 50 pts.
Playoffs: Lost 4-0 (CHI) in West Semifinals

LEADERS

Points: Zach Parise, 62
Goals: Zach Parise, 33
Assists: Jason Pominville & Ryan Suter, 36
+/-: Zach Parise & Jonas Brodin, 21
Def. Points: Ryan Suter, 38
Goaltending: Devan Dubnyk, 27-9-2, 1.78 GAA

2014-15 RESULTS (2-0-0)

DATE	RESULT	ATTN	W/L GOALTENDERS	GW GOAL
Dec. 31, 2014	at CBJ 3, MIN 1	18,040	Sergei Bobrovsky / Darcy Kuemper	David Savard
Jan. 19, 2015	CBJ 3 at MIN 1	19,064	Sergei Bobrovsky / Devan Dubnyk	James Wisniewski

GOALS BY PERIOD	1ST	2ND	3RD	OT	TOTAL	SHOTS BY PERIOD	1ST	2ND	3RD	OT	TOTAL
Columbus	1	1	4	0	6	Columbus	13	17	19	0	49
Minnesota	2	0	0	0	2	Minnesota	17	17	21	0	55

POWER PLAY	GOALS	ATTEMPTS	PCT	PENALTY KILLING	KILLS	ATTEMPTS	PCT
Columbus	2	4	50.0	Columbus	6	8	75.0
Minnesota	2	8	25.0	Minnesota	2	4	50.0

COLUMBUS	GP	G	A	TP	+/-	PM	PP	SH	S	PCT	MINNESOTA	GP	G	A	TP	+/-	PM	PP	SH	S	PCT
Connauton	2	1	2	3	3	2	0	0	2	50.0	Parise	2	2	0	2	-2	0	2	0	6	33.3
Dubinsky	2	1	2	3	4	0	0	0	5	20.0	Koivu	2	0	2	2	-3	0	0	0	8	0.0
Wisniewski	2	1	2	3	3	2	1	0	4	25.0	Vanek	2	0	1	1	-3	0	0	0	3	0.0
Hartnell	2	1	1	2	2	2	0	0	6	16.7	Pominville	2	0	1	1	-2	0	0	0	4	0.0
Foligno	2	0	2	2	2	0	0	0	5	0.0	Coyle	2	0	0	0	0	0	0	0	3	0.0

GOALTENDING

COLUMBUS	GP	MIN	GA	GAA	SO	W	L	OTL	SA	SV%	MINNESOTA	GP	MIN	GA	GAA	SO	W	L	OTL	SA	SV%
Bobrovsky	2	120	2	1.00	0	2	0	0	55	.964	Dubnyk	1	58	3	3.10	0	0	1	0	23	.870
											Kuemper	1	59	2	2.03	0	0	1	0	25	.920

COLUMBUS VS. MINNESOTA ALL-TIME

SEASON	W-L-T/O	HOME	AWAY	GF-GA	SF-SA	PP	PK	PIM
2000-01	1-1-0-1	1-0-0-0	0-1-0-1	7-6	75-96	2-of-15	10-of-11	32-40
2001-02	1-2-1-0	0-1-1-0	1-1-0-0	7-12	92-111	5-of-21	20-of-25	69-75
2002-03	3-1-0-0	2-0-0-0	1-1-0-0	13-5	102-93	5-of-18	19-of-20	75-77
2003-04	2-2-0-0	2-0-0-0	0-2-0-0	8-9	102-117	3-of-12	20-of-20	86-61
2005-06	3-1-0	2-0-0	1-1-0	8-9	125-114	2-of-27	17-of-21	47-55
2006-07	2-1-1	2-0-0	0-1-1	11-14	108-113	4-of-19	24-of-31	76-50
2007-08	1-3-0	0-2-0	1-1-0	8-9	116-109	3-of-11	20-of-20	77-53
2008-09	1-2-1	1-1-0	0-1-1	10-12	112-104	0-of-8	13-of-16	35-21
2009-10	2-2-0	2-0-0	0-2-0	9-9	117-104	0-of-11	12-of-13	38-34
2010-11	3-1-0	1-1-0	2-0-0	13-12	117-123	0-of-8	14-of-17	82-55
2011-12	2-2-0	1-1-0	1-1-0	10-10	132-114	3-of-20	9-of-12	56-72
2012-13	1-2-0	0-1-0	1-1-0	4-8	65-91	1-of-10	6-of-9	57-46
2013-14	2-0-0	1-0-0	1-0-0	5-1	70-53	1-of-3	5-of-5	12-10
2014-15	2-0-0	1-0-0	1-0-0	6-2	49-55	2-of-4	6-of-8	16-8
TOTAL	26-20-1-3	16-7-1-0	10-13-0-3	119-118	1382-1397	31-of-187	195-of-228	758-657

	OVERALL	AT CBJ	AT MIN
Current Streak:	5-0-0 since 4/13/13	2-0-0 since 12/6/13	3-0-0 since 4/13/13
Last 10 Games:	7-3-0	6-4-0	6-4-0
Last Win:	1/19/15, 3-1 at MIN	12/31/14, 3-1	1/19/15, 3-1
Last Regulation Loss:	4/7/13, 0-3 at CBJ	4/7/13, 0-3	1/29/13, 2-3
Most Lopsided Win:	5, 3/15/03 (5-0 at CBJ)	5, 3/15/03 (5-0)	4, 11/23/07 (4-0)
Most Lopsided Loss:	5, 2x (10/14/06 most recent, 0-5 at MIN)	3, 3x (4/7/13 most recent, 0-3)	5, 2x (10/14/06 most recent, 0-5)
Last Tie:	2/12/02, 3-3 at CBJ	2/12/02, 3-3	None
Last OT Game:	3/15/14, 2-1 SOW at MIN	12/27/10, 4-3 SOW	3/15/14, 2-1 SOW
OT Record (W-L-T):	7-3-1	3-0-1	4-3-0
Most Goals Scored:	5, 3x (3/19/11 most recent, 5-4 OTW at MIN)	5, 2x (11/25/06 most recent, 5-3 W)	5, 3/19/11 (5-4 OTW)
Most Goals Allowed:	6, 4/11/09 (3-6 L at CBJ)	6, 4/11/09 (3-6 L)	5, 3x (10/14/06, most recent, 0-5 L)
Most Goals, Both Teams:	9, 2x (3/19/11 most recent, 5-4 OTW at MIN)	9, 4/11/09 (3-6 L)	9, 3/19/11 (5-4 OTW)
Longest Win Streak:	5, 4/13/13 - current	8, 3/15/03 - 1/27/07	3, 4/13/13 - current
Longest Pts. Streak:	5, 4/13/13 - current (5-0-0-0)	9, 2/12/02 - 1/27/07 (8-0-1-0)	3, 4/13/13 - current (3-0-0-0)
Longest Pointless Streak:	3, 12/8/07 - 10/25/08	2, 12/8/07 - 2/2/08	4, 4/6/03 - 10/29/05
Longest Winless Streak:	5, 1/17/01 - 3/10/02 (0-3-1-1)	2, 2x, 12/8/07 - 2/2/08, most recent (0-2-0-0)	4, 2x, 10/25/08 - 1/23/10, most recent (0-3-0-1)

ALL-TIME RESULTS

2000-01	(1-1-0-1)	2001-02	(1-2-1-0)	2002-03	(3-1-0-0)	2003-04	(2-2-0-0)	2005-06	(3-1-0)	2006-07	(2-1-1)
1/15	at CBJ 3, MIN 0	1/18	MIN 3, at CBJ 1	1/8	CBJ 2, at MIN 1	12/20	at MIN 5, CBJ 2	10/28	at CBJ 2, MIN 1 SO	10/14	at MIN 5, CBJ 0
1/17	at MIN 3, CBJ 2 OT	2/12	at CBJ 3, MIN 3 OT	3/15	at CBJ 5, MIN 0	1/31	at CBJ 2, MIN 1 OT	10/29	at MIN 3, CBJ 1	11/25	at CBJ 5, MIN 3
4/6	at MIN 3, CBJ 2	3/10	at MIN 5, CBJ 0	4/2	at CBJ 3, MIN 0	3/14	at MIN 3, CBJ 2	11/30	CBJ 3, at MIN 2 SO	12/29	at MIN 4, CBJ 3 OT
		3/20	CBJ 3, at MIN 1	4/6	at MIN 4, CBJ 3	3/24	at CBJ 2, MIN 0	1/27	at CBJ 4, MIN 3	1/27	at CBJ 3, MIN 2
2007-08	(1-3-0)	2008-09	(1-2-1)	2009-10	(2-2-0)	2010-11	(3-1-0)	2011-12	(2-2-0)	2012-13	(1-2-0)
10/6	at MIN 3, CBJ 2	10/25	at MIN 2, CBJ 1	10/3	at CBJ 2, MIN 1	10/16	CBJ 3, at MIN 2	10/8	at MIN 4, CBJ 2	1/29	at MIN 3, CBJ 2
11/23	CBJ 4, at MIN 0	11/15	at MIN 3, CBJ 2 SO	12/15	at MIN 2, CBJ 1	11/6	MIN 3, at CBJ 2	11/15	MIN 4, at CBJ 2	4/7	MIN 3, at CBJ 0
12/8	MIN 2, at CBJ 1	1/10	at CBJ 4, MIN 2	1/23	at MIN 4, CBJ 2	12/27	at CBJ 4, MIN 3 SO	2/7	at CBJ 3, MIN 1	4/13	CBJ 3, at MIN 2 SO
2/2	MIN 4, at CBJ 1	4/11	MIN 6, at CBJ 3	3/19	at CBJ 4, MIN 2	3/19	CBJ 5, at MIN 4 OT	2/11	CBJ 3, at MIN 1		
2013-14	(2-0-0)	2014-15	(2-0-0)								
12/6	at CBJ 4, MIN 0	12/31	at CBJ 3, MIN 1								
3/15	CBJ 2, at MIN 1 SO	1/19	CBJ 3, at MIN 1								

SHUTOUTS

CBJ	6	1/15/01, Tugnutt 31 saves (3-0 at CBJ); 3/15/03, Denis 24 saves (5-0 at CBJ); 4/2/03, Denis 27 saves (3-0 at CBJ); 3/24/04, Denis 20 saves (2-0 at CBJ); 11/23/07, Leclaire 32 saves (4-0 at MIN); 12/6/13, McElhinney 20 saves (4-0 at CBJ)
MIN	3	3/10/02, Roloson 14 saves (0-5 at MIN); 10/14/06, Fernandez 24 saves (0-5 at MIN); 4/7/13, Backstrom 24 saves (3-0 at CBJ)

HAT TRICKS

CBJ	1	1/10/09, Filatov against Harding (3) (4-2 W at CBJ)
MIN	1	3/10/02, Gaborik against Tugnutt (3) (0-5 L at MIN)

PENALTY SHOTS

CBJ	0	None
MIN	2	1/29/13, Bouchard unsuccessful against Mason (2-3 at MIN); 1/29/15, Parise unsuccessful against Bobrovsky (3-1 W at MIN)



MONTREAL CANADIENS

@CanadiensMTL

Bell Centre / 1909 Avenue des Canadiens-de-Montreal / Montreal, QC H4B 5G0
canadiens.nhl.com / p: 514.932.2582 / f: 514.932.8285



CAREY PRICE

DIRECTORY

First Season: 1909-10
Home Ice: Bell Centre
Capacity: 21,273 (opened in 1996)
Playoff Appearances: 82 (most recent, 2014-15)
Stanley Cup Titles: 24 (most recent, 1993)
EVP and General Manager: Marc Bergevin
Head Coach: Michel Therrien
Assistant Coaches: Dan Lacroix,
Clement Jodoin, Jean-Jacques Daigneault
Public Relations Contact: Donald Beauchamp

Sportsnet Play-by-Play: John Bartlett
Sportsnet Color Analyst: Jason York
TSN 690 Play-by-Play: Dan Robertson
TSN 690 Color Analyst: Sergio Momesso
RDS Play-by-Play: Pierre Houde
RDS Color Analyst: Marc Denis
98.5 FM Cogeco Play-by-Play: Martin McGuire
98.5 FM Cogeco Color Analyst: Danny Dubé

2015-16 SCHEDULE

DATE	HOME/AWAY	START (ET)
Dec. 1, 2015	at MTL	7:30 PM
Jan. 25, 2016	at CBJ	7:00 PM
Jan. 26, 2016	at MTL	7:30 PM

2014-15 SEASON

Record: 50-22-10, 110 pts.
Home: 26-9-6, 58 pts.
Away: 24-13-4, 52 pts.
Playoffs: Lost 4-2 (TBL) in East Semifinals

LEADERS

Points: Max Pacioretty, 67
Goals: Max Pacioretty, 37
Assists: P.K. Subban, 45
+/-: Max Pacioretty, 38
Def. Points: P.K. Subban, 60
Goaltending: Carey Price, 44-16-6, 1.96 GAA

2014-15 RESULTS (0-3-0)

DATE	RESULT	ATTN	W/L GOALTENDERS	GW GOAL
Jan. 14, 2015	MTL 3 at CBJ 2	14,964	Carey Price / Sergei Bobrovsky	Max Pacioretty
Feb. 21, 2015	at MTL 3, CBJ 1	21,286	Carey Price / Curtis McElhinney	Max Pacioretty
Feb. 26, 2015	MTL 5 at CBJ 2	12,357	Carey Price / Curtis McElhinney	Max Pacioretty

GOALS BY PERIOD	1ST	2ND	3RD	OT	TOTAL	SHOTS BY PERIOD	1ST	2ND	3RD	OT	TOTAL
Columbus	3	0	2	0	5	Columbus	26	30	19	0	75
Montreal	5	0	6	0	11	Montreal	38	20	24	0	82

POWER PLAY	GOALS	ATTEMPTS	PCT	PENALTY KILLING	KILLS	ATTEMPTS	PCT
Columbus	1	7	14.3	Columbus	8	12	66.7
Montreal	4	12	33.3	Montreal	6	7	85.7

COLUMBUS	GP	G	A	TP	+/-	PM	PP	SH	S	PCT	MONTREAL	GP	G	A	TP	+/-	PM	PP	SH	S	PCT
Dano	2	1	1	2	-1	0	0	0	5	20.0	Pacioretty	3	5	0	5	4	2	3	0	17	29.4
Foligno	3	1	1	2	1	4	0	0	5	20.0	Markov	3	1	4	5	3	2	0	0	5	20.0
Anisimov	2	0	2	2	-1	0	0	0	4	0.0	Subban	3	2	2	4	4	2	1	0	5	40.0
Savard	3	0	2	2	-1	2	0	0	3	0.0	Gallagher	3	0	3	3	3	4	0	0	11	0.0
Connauton	2	1	0	1	0	2	0	0	3	33.3	De La Rose	2	2	0	2	2	0	0	0	5	40.0

GOALTENDING

COLUMBUS	GP	MIN	GA	GAA	SO	W	L	OTL	SA	SV%	MONTREAL	GP	MIN	GA	GAA	SO	W	L	OTL	SA	SV%
Bobrovsky	1	59	3	3.05	0	0	1	0	31	.903	Price	3	180	5	1.67	0	3	0	0	75	.933
McElhinney	2	117	6	3.08	0	0	2	0	49	.878											

COLUMBUS VS. MONTREAL ALL-TIME

SEASON	W-L-T/O	HOME	AWAY	GF-GA	SF-SA	PP	PK	PIM
2000-01	1-0-0-0	0-0-0-0	1-0-0-0	2-0	16-27	0-of-4	6-of-6	17-15
2001-02	0-2-0-0	0-1-0-0	0-1-0-0	2-7	49-42	0-of-10	4-of-5	10-20
2002-03	1-0-0-0	0-0-0-0	1-0-0-0	2-1	26-39	2-of-4	5-of-5	16-14
2003-04	0-0-1-0	0-0-0-0	0-0-1-0	1-1	36-31	1-of-3	5-of-5	15-11
2005-06	DID NOT PLAY							
2006-07	0-1-0	0-1-0	0-0-0	2-3	33-28	0-of-4	5-of-7	14-8
2007-08	1-0-0	0-0-0	1-0-0	3-0	22-31	0-of-3	6-of-6	21-15
2008-09	1-0-0	1-0-0	0-0-0	3-3	28-37	0-of-8	5-of-7	14-16
2009-10	0-1-0	0-0-0	0-1-0	3-5	36-29	2-of-4	3-of-3	6-8
2010-11	1-0-0	1-0-0	0-0-0	3-0	24-29	1-of-3	3-of-3	6-6
2011-12	1-0-0	0-0-0	1-0-0	2-2	28-20	0-of-4	3-of-3	6-8
2012-13	DID NOT PLAY							
2013-14	1-1-1	0-0-1	1-1-0	8-9	98-103	2-of-17	8-of-11	34-46
2014-15	0-3-0	0-2-0	0-1-0	5-11	75-82	1-of-7	8-of-12	36-28
TOTAL	7-8-1-1	2-4-0-1	5-4-1-0	36-42	471-498	9-of-71	61-of-73	195-195

	OVERALL	AT CBJ	AT MTL
Current Streak:	0-3-0 since 1/14/15	0-2-1 since 11/15/13	0-1-0 since 2/21/15
Last 10 Games:	4-5-1	2-4-1	5-4-1
Last Win:	3/20/14, 3-2 at MTL	11/2/10, 3-0	3/20/14, 3-2
Last Regulation Loss:	2/26/15, 2-5 at CBJ	2/26/15, 2-5	2/21/15, 1-3
Most Lopsided Win:	3, 2x (11/2/10 most recent, 3-0 at CBJ)	3, 11/2/10 (3-0)	3, 2/23/08 (3-0)
Most Lopsided Loss:	3, 2x (2/26/15 most recent, 2-5 at CBJ)	3, 2/26/15 (2-5)	3, 4/6/02 (1-4)
Last Tie:	11/11/03, 1-1 at MTL	None	11/11/03, 1-1
Last OT Game:	11/15/13, 2-3 SOL at CBJ	11/15/13, 2-3 SOL	12/6/11, 3-2 SOW
OT Record (W-L-T):	3-1-1	1-1-0	2-0-1
Most Goals Scored:	4, 11/7/08 (4-3 SOW at CBJ)	4, 11/7/08 (4-3 SOW)	3, 4x (3/20/14 most recent, 3-2 W)
Most Goals Allowed:	5, 3x, 2/26/15 most recent, 2-5 L at CBJ)	5, 2/26/15 (2-5 L)	5, 2x, 10/17/13 most recent, 3-5 L)
Most Goals, Both Teams:	8, 2x (10/17/13 most recent, 3-5 L at MTL)	7, 2x (2/26/15 most recent, 2-5 L)	8, 2x (10/17/13 most recent, 3-5 L)
Longest Win Streak:	2, 2x, 11/2/10 - 12/16/11, most recent	2, 11/7/08 - 11/2/10	1, 5x, 3/20/14, most recent
Longest Pts. Streak:	2, 4x, 11/15/13 - 3/20/14 (1-0-0-1)	3, 11/7/08 - 11/15/13 (2-0-0-1)	3, 2/13/03 - 2/23/08 (2-0-1-0)
Longest Losing Streak:	3, 1/14/15 - current	2, 2x, 1/14/15 - current, most recent	1, 4x, 2/21/15, most recent
Longest Winless Streak:	3, 1/14/15 - current (0-3-0-0)	3, 11/15/13 - current (0-2-0-1)	1, 5x, 2/21/15, most recent (0-1-0-0)

ALL-TIME RESULTS

2000-01	(1-0-0-0)	2001-02	(0-2-0-0)	2002-03	(1-0-0-0)	2003-04	(0-0-1-0)	2005-06	(0-0-0)	2006-07	(0-1-0)
12/18	CBJ 2, at MTL 0	10/12	MTL 3, at CBJ 1 4/6 at MTL 4, CBJ 1	2/13	CBJ 2, at MTL 1 OT	11/11	CBJ 1, at MTL 1 OT	DID NOT PLAY		2/18	MTL 3, at CBJ 2
2007-08	(1-0-0)	2008-09	(1-0-0)	2009-10	(0-1-0)	2010-11	(1-0-0)	2011-12	(1-0-0)	2012-13	(0-0-0)
2/23	CBJ 3, at MTL 0	11/7	at CBJ 4, MTL 3 SO	11/24	at MTL 5, CBJ 3	11/2	at CBJ 3, MTL 0	12/6	CBJ 3, at MTL 2 SO	DID NOT PLAY	
2013-14	(1-1-1)	2014-15	(0-3-0)								
10/17	at MTL 5, CBJ 3	1/14	MTL 3, at CBJ 2								
11/15	MTL 3, at CBJ 2 SO	2/21	at MTL 3, CBJ 1								
3/20	CBJ 3, at MTL 2	2/26	MTL 5, at CBJ 2								

SHUTOUTS

CBJ	3	12/18/00, Tugnut 27 saves (2-0 at MTL); 2/23/08, Leclaire 31 saves (3-0 at MTL); 11/2/10, Garon 29 saves (3-0 at CBJ)
MTL	0	None

HAT TRICKS

CBJ	0	None
MTL	0	None

PENALTY SHOTS

CBJ	0	None
MTL	1	3/20/14, Eller unsuccessful against Bobrovsky (3-2 W at MTL)



NASHVILLE PREDATORS

@PredsNHL

Bridgestone Arena / 501 Broadway / Nashville, TN 37203
predators.nhl.com / p: 615.770.2100 / f: 615.770.2309



SHEA WEBER

DIRECTORY

First Season: 1998-99
Home Ice: Bridgestone Arena
Capacity: 17,113 (opened in 1996)
Playoff Appearances: 8 (most recent, 2014-15)
Stanley Cup Titles: None
Pres. of Hockey Operations and GM: David Poile
Head Coach: Peter Laviolette
Assistant Coaches:
Phil Housley, Kevin McCarthy
Public Relations Contact: Kevin Wilson

TV Play-by-Play: Willy Daunic
TV Color Analyst: Stu Grimson
Radio Play-by-Play: Pete Weber
Radio Color Analyst: Brent Peterson

2015-16 SCHEDULE

DATE	HOME/AWAY	START (ET)
Nov. 20, 2015	at CBJ	7:00 PM
Mar. 26, 2016	at NSH	8:00 PM

2014-15 SEASON

Record: 47-25-10, 104 pts.
Home: 28-9-4, 60 pts.
Away: 19-16-6, 44 pts.
Playoffs: Lost 4-2 (CHI) in First Round

LEADERS

Points: Filip Forsberg, 63
Goals: Filip Forsberg, 26
Assists: Mike Ribeiro, 47
+/-: Colin Wilson, 19
Def. Points: Roman Josi, 55
Goaltending: Pekka Rinne, 41-17-6, 2.18 GAA

2014-15 RESULTS (0-2-0)

DATE	RESULT	ATTN	W/L GOALTENDERS	GW GOAL
Nov. 29, 2014	at NSH 2, CBJ 1	16,548	Pekka Rinne / Curtis McElhinney	Colin Wilson
Dec. 22, 2014	NSH 5, at CBJ 1	14,573	Pekka Rinne / Bobrovsky, McElhinney	Craig Smith

GOALS BY PERIOD	1ST	2ND	3RD	OT	TOTAL
Columbus	0	0	2	0	2
Nashville	0	3	4	0	7

SHOTS BY PERIOD	1ST	2ND	3RD	OT	TOTAL
Columbus	16	22	15	0	53
Nashville	32	22	23	0	77

POWER PLAY	GOALS	ATTEMPTS	PCT
Columbus	2	6	33.3
Nashville	0	8	0.0

PENALTY KILLING	KILLS	ATTEMPTS	PCT
Columbus	8	8	100.0
Nashville	4	6	66.7

COLUMBUS	GP	G	A	TP	+/-	PM	PP	SH	S	PCT
Johansen	2	1	1	2	-4	2	1	0	4	25.0
Johnson	2	0	2	2	-3	2	0	0	4	0.0
Wennberg	1	1	0	1	-3	2	1	0	4	25.0
Foligno	2	0	1	1	-3	0	0	0	3	0.0
Wisniewski	2	0	0	0	-3	0	0	0	2	0.0

NASHVILLE	GP	G	A	TP	+/-	PM	PP	SH	S	PCT
Smith	2	2	1	3	3	0	0	0	10	20.0
Wilson	2	2	1	3	3	0	0	0	9	22.2
Ribeiro	2	1	1	2	3	0	0	0	3	33.3
Weber	2	0	2	2	2	2	0	0	7	0.0
Josi	2	0	2	2	4	2	0	0	7	0.0

GOALTENDING

COLUMBUS	GP	MIN	GA	GAA	SO	W	L	OTL	SA	SV%
McElhinney	2	71	3	2.52	0	0	1	0	47	.936
Bobrovsky	1	47	4	5.08	0	0	1	0	30	.867

NASHVILLE	GP	MIN	GA	GAA	SO	W	L	OTL	SA	SV%
Rinne	2	119	2	1.01	0	2	0	0	53	.962

COLUMBUS VS. NASHVILLE ALL-TIME

SEASON	W-L-T/O	HOME	AWAY	GF-GA	SF-SA	PP	PK	PIM
2000-01	3-2-0-0	1-1-0-0	2-1-0-0	15-10	136-149	2-of-20	21-of-26	71-63
2001-02	2-2-0-1	2-0-0-1	0-2-0-0	9-10	126-133	2-of-24	21-of-22	103-90
2002-03	1-3-1-0	1-1-0-0	0-2-1-0	6-15	102-168	2-of-17	17-of-23	72-62
2003-04	2-4-0-0	1-2-0-0	1-2-0-0	17-21	181-192	6-of-27	29-of-33	159-141
2005-06	3-5-0	2-2-0	1-3-0	23-34	242-267	7-of-45	52-of-68	148-108
2006-07	0-7-1	0-3-1	0-4-0	12-27	245-203	3-of-38	33-of-40	116-124
2007-08	1-6-1	1-3-0	0-3-1	11-24	280-231	4-of-30	33-of-39	142-120
2008-09	3-2-1	3-0-0	0-2-1	17-19	179-164	3-of-20	22-of-23	72-68
2009-10	1-1-4	1-1-1	0-0-3	13-16	173-210	5-of-21	22-of-24	46-40
2010-11	2-3-1	2-0-1	0-3-0	13-14	183-155	4-of-23	17-of-19	56-62
2011-12	1-4-1	0-2-1	1-2-0	15-23	182-175	6-of-22	8-of-17	63-70
2012-13	4-1-0	2-0-0	2-1-0	14-12	167-152	5-of-12	3-of-6	33-60
2013-14	1-1-0	0-1-0	1-0-0	1-4	55-57	0-of-7	3-of-4	13-19
2014-15	0-2-0	0-1-0	0-1-0	2-7	53-77	2-of-6	8-of-8	16-12
TOTAL	24-43-1-10	16-17-0-5	8-26-1-5	168-236	2304-2333	51-of-312	289-352	1110-1039

	OVERALL	AT CBJ	AT NSH
Current Streak:	0-2-0 since 11/29/14	0-2-0 since 11/27/13	0-1-0 since 11/29/14
Last 10 Games:	5-5-0	4-4-2	4-6-0
Last Win:	3/8/14, 1-0 at NSH	4/27/13, 3-1	3/8/14, 1-0
Last Regulation Loss:	12/22/14, 1-5 at CBJ	12/22/14, 1-5	11/29/14, 1-2
Most Lopsided Win:	4, 2x (12/22/11 most recent, 4-0 at CBJ)	4, 2/22/11 (4-0)	4, 11/16/00 (5-1)
Most Lopsided Loss:	5, 2x (1/21/06 most recent, 2-7 at NSH)	4, 3x (12/22/14 most recent, 1-5)	5, 2x (1/21/06 most recent, 2-7)
Last Tie:	11/16/02, 1-1 at NSH	None	11/16/02, 1-1 at NSH
Last OT Game:	1/19/13, 3-2 SOW at NSH	12/8/11, 3-4 OTL	1/19/13, 3-2 SOW
OT Record (W-L-T):	6-10-1	3-5-0	3-5-1
Most Goals Scored:	5, 4x (12/22/11 most recent, 5-6 L at NSH)	5, 10/17/08 (5-3 W)	5, 3x (12/22/11 most recent, 5-6 L)
Most Goals Allowed:	7, 2x (1/21/06 most recent, 2-7 L at NSH)	6, 1/29/04 (4-6 L)	7, 2x (1/21/06 most recent, 2-7 L)
Most Goals, Both Teams:	11, 12/22/11 (5-6 L at NSH)	10, 1/29/04 (4-6 L)	11, 12/22/11 (5-6 L)
Longest Win Streak:	3, 2/16/04 - 10/26/05	3, 10/17/08 - 3/31/09	2, 4/4/13 - 3/8/14
Longest Pts. Streak:	5, 12/31/09 - 12/1/10 (2-0-0-3)	5, 12/31/09 - 2/22/11 (3-0-0-2)	4, 4/4/09 - 3/20/10 (0-0-0-4)
Longest Pointless Streak:	6, 2x, 11/15/06 - 1/18/07, most recent	3, 11/15/06 - 1/13/07	5, 12/27/07 - 3/05/09
Longest Winless Streak:	12, 11/15/06 - 12/27/07 (0-10-0-2)	6, 11/15/06 - 12/23/07 (0-5-0-1)	17, 11/18/06 - 4/8/11 (0-12-0-5)

ALL-TIME RESULTS

2000-01	(3-2-0-0)	2001-02	(2-2-0-1)	2002-03	(1-3-1-0)	2003-04	(2-4-0-0)	2005-06	(3-5-0)	2006-07	(0-7-1)
11/16	CBJ 5, at NSH 1	11/17	at NSH 3, CBJ 2	11/16	CBJ 1, at NSH 1 OT	10/18	at NSH 3, CBJ 2	10/26	at CBJ 3, NSH 2 OT	11/15	NSH 5, at CBJ 4
2/8	at NSH 3, CBJ 1	1/6	at CBJ 4, NSH 3	1/6	NSH 5, at CBJ 1	11/26	at NSH 4, CBJ 2	11/23	NSH 4, at CBJ 2	11/18	at NSH 4, CBJ 2
2/10	at CBJ 3, NSH 2	1/19	at NSH 2, CBJ 1	1/30	at CBJ 2, NSH 1	12/4	NSH 4, at CBJ 2	12/17	at NSH 7, CBJ 3	11/20	NSH 3, at CBJ 1
3/1	CBJ 5, at NSH 2	2/9	NSH 1, at CBJ 0 OT	2/8	at NSH 3, CBJ 2	1/29	NSH 6, at CBJ 4	12/23	NSH 5, at CBJ 4	1/12	at NSH 2, CBJ 0
3/19	NSH 2, at CBJ 1	4/4	at CBJ 2, NSH 1	2/25	at NSH 5, CBJ 0	2/16	at CBJ 4, NSH 2	1/21	at NSH 7, CBJ 2	1/13	NSH 4, at CBJ 1
						3/27	CBJ 3, at NSH 2 OT	1/28	at CBJ 4, NSH 3	1/18	at NSH 4, CBJ 0
								2/11	at NSH 5, CBJ 2	2/25	NSH 4, at CBJ 3 SO
								4/3	CBJ 3, at NSH 1	3/10	at NSH 2, CBJ 1
2007-08	(1-6-1)	2008-09	(3-2-1)	2009-10	(1-1-4)	2010-11	(2-3-1)	2011-12	(1-4-1)	2012-13	(4-1-0)
11/10	at NSH 4, CBJ 3 SO	10/17	at CBJ 5, NSH 3	11/21	at NSH 4, CBJ 3 SO	11/22	at CBJ 2, NSH 0	10/7	NSH 3, at CBJ 2	1/19	CBJ 3, at NSH 2 SO
11/12	NSH 4, at CBJ 1	10/18	at NSH 6, CBJ 3	12/10	at NSH 4, CBJ 3 SO	12/1	NSH 4, at CBJ 3 SO	11/19	CBJ 4, at NSH 3 OT	3/19	at CBJ 4, NSH 3
12/23	NSH 3, at CBJ 1	12/11	at CBJ 2, NSH 1 SO	12/14	NSH 5, at CBJ 3	1/2	at NSH 4, CBJ 1	12/8	NSH 4, at CBJ 3 OT	3/23	at NSH 5, CBJ 2
12/27	at NSH 4, CBJ 3	3/05	at NSH 4, CBJ 2	12/31	NSH 2, at CBJ 1 OT	2/22	at CBJ 4, NSH 0	12/22	at NSH 6, CBJ 5	4/4	CBJ 3, at NSH 1
1/12	at CBJ 2, NSH 1 SO	3/31	at CBJ 2, NSH 1	1/26	at CBJ 3, NSH 2	2/27	at NSH 3, CBJ 2	1/19	NSH 3, at CBJ 0	4/27	at CBJ 3, NSH 1
1/31	at NSH 4, CBJ 2	4/4	at NSH 5, CBJ 4 SO	3/20	at NSH 1, CBJ 0 OT	4/8	at NSH 4, CBJ 1	1/23	at NSH 4, CBJ 1		
3/25	at NSH 3, CBJ 0										
3/28	NSH 2, at CBJ 0										
2013-14	(1-1-0)	2014-15	(0-2-0)								
11/27	NSH 4, at CBJ 0	11/29	at NSH 2, CBJ 1								
3/8	CBJ 1, at NSH 0	12/22	NSH 5, at CBJ 1								

SHUTOUTS

CBJ	3	11/22/10, Mason 27 saves (2-0 at CBJ); 2/22/11, Mason 20 saves (4-0 at CBJ); 3/8/14, Bobrovsky 28 saves (1-0 at NSH)
NSH	9	2/9/02, Vokoun 25 saves (0-1 OT at CBJ); 2/25/03, Vokoun 19 saves (0-5 at NSH); 1/12/07, Vokoun 22 saves (0-2 at NSH); 1/18/07, Mason 33 saves (0-4 at NSH); 3/25/08, Ellis 36 saves (0-3 at NSH); 3/28/08, Ellis 43 saves (0-2 at CBJ); 3/20/10, Rinne 33 saves (0-1 OT at NSH); 1/19/12, Rinne 38 saves (0-3 at CBJ); 11/27/13, Mazanec 19 saves (0-4 at CBJ)

HAT TRICKS

CBJ	2	2/10/01, Sanderson against Dunham (3) (3-2 W at CBJ); 12/22/11, Carter against Rinne (3) (5-6 L at NSH)
NSH	1	12/14/09, Sullivan against Mason (3) (3-5 L at CBJ)

PENALTY SHOTS

CBJ	3	3/19/01, Vyborny goal against Vokoun (1-2 L at CBJ); 12/17/05, Vyborny goal against Vokoun (3-7 L at NSH); 1/21/06, Letowski unsuccessful against Vokoun (2-7 L at NSH)
NSH	1	12/23/05, Sullivan unsuccessful against Denis (4-5 L at CBJ)



NEW JERSEY DEVILS

@NHLDevils

Prudential Center / 25 Lafayette St. / Newark, NJ 07102
devils.nhl.com / p: 973.757.6100 / f: 973.757.6399



CORY SCHNEIDER

DIRECTORY

First Season: 1974-75
(Relocated from Denver in 1982)
Home Ice: Prudential Center
Capacity: 17,625 (opened in 2007)
Playoff Appearances: 22 (most recent, 2011-12)
Stanley Cup Titles: 3 (most recent, 2003)
General Manager: Ray Shero
Head Coach: John Hynes
Assistant Coaches:
Geoff Ward, Alain Nasreddine
Public Relations Contact: Mike Levine

TV Play-by-Play: Steve Cangialosi
TV Color Analyst: Ken Daneyko
Radio Play-by-Play: Matt Loughlin
Radio Color Analyst: Sherry Ross

2015-16 SCHEDULE

DATE	HOME/AWAY	START (ET)
Oct. 27, 2015	at NJD	7:00 PM
Nov. 25, 2015	at NJD	7:00 PM
Feb. 25, 2016	at CBJ	7:00 PM
Mar. 19, 2016	at CBJ	7:00 PM
Mar. 20, 2016	at NJD	5:00 PM

2014-15 SEASON

Record: 32-36-14, 78 pts.
Home: 19-14-8, 46 pts.
Away: 13-22-6, 32 pts.
Playoffs: Did not qualify
LEADERS
Points: Adam Henrique, 43
Goals: Mike Cammalleri, 27
Assists: Adam Henrique & Scott Gomez, 27
+/-: Stephen Gionta & Seth Helgeson, 4
Def. Points: Adam Larsson, 24
Goaltending: Cory Schneider, 26-31-9, 2.26 GAA

2014-15 RESULTS (2-2-0)

DATE	RESULT	ATTN	W/L GOALTENDERS	GW GOAL
Nov. 1, 2014	at NJD 3, CBJ 2	13,542	Cory Schneider / Anton Forsberg	Adam Larsson
Feb. 28, 2015	NJD 2 at CBJ 0	17,814	Cory Schneider / Curtis McElhinney	Andy Greene
Mar. 6, 2015	CBJ 3 at NJD 2	16,213	Sergei Bobrovsky / Cory Schneider	Marko Dano
Mar. 31, 2015	at CBJ 3, NJD 2 (OT)	14,524	Sergei Bobrovsky / Cory Schneider	Jack Johnson

GOALS BY PERIOD	1ST	2ND	3RD	OT	TOTAL	SHOTS BY PERIOD	1ST	2ND	3RD	OT	TOTAL
Columbus	2	5	0	1	8	Columbus	26	40	45	1	122
New Jersey	2	2	5	0	9	New Jersey	32	34	31	0	97

POWER PLAY	GOALS	ATTEMPTS	PCT	PENALTY KILLING	KILLS	ATTEMPTS	PCT
Columbus	2	13	15.4	Columbus	13	17	76.5
New Jersey	4	17	23.5	New Jersey	11	13	84.6

COLUMBUS	GP	G	A	TP	+/-	PM	PP	SH	S	PCT	NEW JERSEY	GP	G	A	TP	+/-	PM	PP	SH	S	PCT
Foligno	4	2	2	4	0	4	2	0	7	28.6	Cammalleri	3	2	1	3	0	2	1	1	6	33.3
Dubinsky	2	2	1	3	4	0	0	0	4	50.0	Henrique	4	1	2	3	-1	2	1	0	8	12.5
Johnson	4	1	1	2	-1	2	0	0	7	14.3	Zidlicky	2	1	1	2	0	2	1	0	7	14.3
Falk	1	1	1	2	1	0	0	0	4	25.0	Larsson	4	1	1	2	2	0	0	0	6	16.7
Johansen	4	0	2	2	-2	2	0	0	14	0.0	Greene	4	1	1	2	1	2	0	0	2	50.0

GOALTENDING

COLUMBUS	GP	MIN	GA	GAA	SO	W	L	OTL	SA	SV%	NEW JERSEY	GP	MIN	GA	GAA	SO	W	L	OTL	SA	SV%
Bobrovsky	2	120	4	2.01	0	2	0	0	49	.918	Schneider	4	240	8	2.00	1	2	1	1	122	.934
McElhinney	1	59	1	1.01	0	0	1	0	18	.944											
Forsberg	1	59	3	3.04	0	0	1	0	29	.897											

COLUMBUS VS. NEW JERSEY ALL-TIME

SEASON	W-L-T/O	HOME	AWAY	GF-GA	SF-SA	PP	PK	PIM
2000-01	0-1-1-0	0-1-0-0	0-0-1-0	5-8	39-75	0-of-8	5-of-9	25-33
2001-02	1-0-0-0	1-0-0-0	0-0-0-0	3-1	23-30	0-of-0	1-of-1	9-7
2002-03	1-1-0-0	1-0-0-0	0-1-0-0	6-5	49-65	3-of-11	12-of-12	34-32
2003-04	0-1-0-0	0-1-0-0	0-0-0-0	3-4	31-39	1-of-5	2-of-3	11-15
2005-06	1-0-0	1-0-0	0-0-0	3-2	39-30	1-of-5	7-of-7	21-17
2006-07	0-1-0	0-0-0	0-1-0	0-1	22-21	0-of-4	5-of-5	27-15
2007-08	DID NOT PLAY							
2008-09	0-1-0	0-1-0	0-0-0	1-2	27-28	0-of-3	0-of-1	2-of-6
2009-10	0-1-0	0-0-0	0-1-0	3-6	22-30	0-of-3	3-of-6	19-23
2010-11	0-1-0	0-1-0	0-0-0	0-3	13-31	0-of-1	4-of-4	8-0
2011-12	0-0-1	0-0-0	0-0-1	1-1	36-24	0-of-6	3-of-3	6-12
2012-13	DID NOT PLAY							
2013-14	3-1-0	2-0-0	1-1-0	12-11	96-111	1-of-12	9-of-12	32-30
2014-15	2-2-0	1-1-0	1-1-0	8-9	122-97	2-of-13	13-of-17	48-38
TOTAL	8-10-1-1	6-5-0-0	2-5-1-1	45-53	519-581	8-of-71	64-of-80	242-228

	OVERALL	AT CBJ	AT NJD
Current Streak:	2-0-0 since 3/6/15	1-0-0 since 3/31/15	1-0-0 since 3/6/15
Last 10 Games:	5-4-1	6-4-0	2-5-2
Last Win:	3/31/15, 3-2 OT at CBJ	3/31/15, 3-2 OT	3/6/15, 3-2
Last Regulation Loss:	2/28/15, 0-2 at CBJ	2/28/15, 0-2	11/1/14, 2-3
Most Lopsided Win:	3, 10/22/13 (4-1 at CBJ)	3, 10/22/13 (4-1)	1, 2x (3/6/15 most recent, 3-2)
Most Lopsided Loss:	3, 4x (2/27/14 most recent, 2-5 at NJD)	3, 2x (3/20/11 most recent, 0-3)	3, 2x (2/27/14 most recent, 2-5)
Last Tie:	12/27/00, 2-2 at NJD	None	12/27/00, 2-2
Last OT Game:	3/31/15, 3-2 OTW at CBJ	3/31/15, 3-2 OTW	12/27/13, 2-1 SOW
OT Record (W-L-T):	3-1-1	2-0-0	1-1-1
Most Goals Scored:	5, 12/10/13 (5-4 W at CBJ)	5, 12/10/13 (5-4 W)	3, 2x (3/6/15 most recent, 3-2 W)
Most Goals Allowed:	6, 2x (3/23/10 most recent, 3-6 L at NJD)	6, 12/31/00 (3-6 L)	6, 3/23/10 (3-6 L)
Most Goals, Both Teams:	9, 3x (12/10/13 most recent, 5-4 W at CBJ)	9, 2x (12/10/13 most recent, 5-4 W)	9, 3/23/10 (3-6 L)
Longest Win Streak:	3, 10/22/13 - 12/27/13	2, 2x, 10/22/13 - 12/10/13, most recent	1, 2x, 3/6/15 - current, most recent
Longest Pts. Streak:	4, 11/23/11 - 12/27/13 (3-0-0-1)	2, 2x, 10/22/13 - 12/10/13, most recent (2-0-0-0)	2, 11/23/11 - 12/27/13 (1-0-0-1)
Longest Pointless Streak:	4, 10/28/06 - 3/20/11	2, 1/16/09 - 3/20/11	3, 10/12/02 - 3/23/10
Longest Winless Streak:	5, 10/28/06 - 11/23/11 (0-4-0-1)	2, 1/16/09 - 3/20/11 (0-2-0-0)	5, 12/27/00 - 11/23/11 (0-3-1-1)

ALL-TIME RESULTS

2000-01	[0-1-1-0]	2001-02	[1-0-0-0]	2002-03	[1-1-0-0]	2003-04	[0-1-0-0]	2005-06	[1-0-0]	2006-07	[0-1-0]
12/27 CBJ 2, at NJD 2 OT		12/10 at CBJ 3, NJD 1		10/12 at NJD 3, CBJ 2		1/27 NJD 4, at CBJ 3		12/11 at CBJ 3, NJD 2 OT		10/28 at NJD 1, CBJ 0	
12/31 NJD 6, at CBJ 3				12/12 at CBJ 4, NJD 2							
2007-08	[0-0-0]	2008-09	[0-1-0]	2009-10	[0-1-0]	2010-11	[0-1-0]	2011-12	[0-0-1]	2012-13	[0-0-0]
DID NOT PLAY		1/16 NJD 2, at CBJ 1		3/23 at NJD 6, CBJ 3		3/20 NJD 3, at CBJ 0		11/23 at NJD 2, CBJ 1 SO		DID NOT PLAY	
2013-14	[3-1-0]	2014-15	[2-2-0]								
10/22 at CBJ 4, NJD 1		11/1 at NJD 3, CBJ 2									
12/10 at CBJ 5, NJD 4		2/28 NJD 2, at CBJ 0									
12/27 CBJ 2, at NJD 1 SO		3/6 CBJ 3, at NJD 2									
2/27 at NJD 5, CBJ 2		3/31 at CBJ 3, NJD 2 OT									

SHUTOUTS

CBJ	0	None
NJ	3	10/28/06, Brodeur 22 saves (0-1 at NJD); 3/20/11, Brodeur 13 saves (0-3 at CBJ); 2/28/15, Schneider 33 Saves (0-2 at CBJ)

HAT TRICKS

CBJ	0	None
NJ	0	None

PENALTY SHOTS

CBJ	1	3/31/15, Dubinsky goal against Schneider (3-2 OTW at CBJ)
NJ	0	None



NEW YORK ISLANDERS

@NYIslanders

Barclays Center / 620 Atlantic Ave. / Brooklyn, NY 11217
islanders.nhl.com / p: 516.501.6700 / f: 516.501.6850



JOHN TAVARES

DIRECTORY

First Season: 1972-73
Home Ice: Barclays Center
Capacity: 15,795 (opened in 2012)
Playoff Appearances: 23 (most recent, 2014-15)
Stanley Cup Titles: 4 (most recent, 1983)
President & General Manager: Garth Snow
Head Coach: Jack Capuano
Asst. Coach & Asst. GM: Doug Weight
Assistant Coaches: Robert Corkum, Matt Bertani
Public Relations Contact: Kimber Auerbach

TV Play-by-Play: Howie Rose
TV Color Analyst: Butch Goring
Radio Play-by-Play: Chris King

2015-16 SCHEDULE

DATE	HOME/AWAY	START (ET)
Oct. 20, 2015	at CBJ	7:00 PM
Dec. 12, 2015	at CBJ	7:00 PM
Jan. 12, 2016	at NYI	7:00 PM
Feb. 9, 2016	at CBJ	7:00 PM
Mar. 31, 2016	at NYI	7:00 PM

2014-15 SEASON

Record: 47-28-7, 101 pts.
Home: 25-14-2, 52 pts.
Away: 22-14-5, 49 pts.
Playoffs: Lost 4-3 (WSH) in First Round

LEADERS

Points: John Tavares, 86
Goals: John Tavares, 38
Assists: John Tavares, 48
+/-: Ryan Strome, 23
Def. Points: Nick Leddy, 37
Goaltending: Jaroslav Halak, 38-17-4, 2.43 GAA

2014-15 RESULTS (2-2-0)

DATE	RESULT	ATTN	W/L GOALTENDERS	GW GOAL
Jan. 10, 2015	NYI 5 at CBJ 2	16,589	Chad Johnson / Sergei Bobrovsky	Anders Lee
Feb. 14, 2015	at NYI 6, CBJ 3	15,678	Jaroslav Halak / Anton Forsberg	Frans Nielsen
Apr. 2, 2015	at CBJ 4, NYI 3 (SO)	15,361	Sergei Bobrovsky / Jaroslav Halak	Mark Letestu
Apr. 11, 2015	CBJ 5, at NYI 4 (SO)	16,170	Curtis McElhinney / Jaroslav Halak	Cam Atkinson

GOALS BY PERIOD	1ST	2ND	3RD	OT	TOTAL
Columbus	5	1	6	0	12
NY Islanders	4	6	8	0	18

SHOTS BY PERIOD	1ST	2ND	3RD	OT	TOTAL
Columbus	34	34	51	12	131
NY Islanders	59	49	53	5	166

POWER PLAY	GOALS	ATTEMPTS	PCT
Columbus	2	12	16.7
NY Islanders	0	15	0.0

PENALTY KILLING	KILLS	ATTEMPTS	PCT
Columbus	15	15	100.0
NY Islanders	10	12	83.3

COLUMBUS	GP	G	A	TP	+/-	PM	PP	SH	S	PCT
Hartnell	4	1	4	5	2	17	0	0	11	9.1
Dubinsky	4	3	1	4	-2	4	0	0	10	30.0
Johnson	4	2	1	3	-3	2	1	0	14	14.3
Atkinson	4	2	1	3	-3	2	1	0	12	16.7
Foligno	4	2	1	3	0	2	0	0	8	25.0

NY ISLANDERS	GP	G	A	TP	+/-	PM	PP	SH	S	PCT
Tavares	4	4	4	8	7	4	0	0	17	23.5
Bailey	4	2	3	5	3	2	0	0	6	33.3
Lee	4	1	4	5	3	0	0	0	11	9.1
Leddy	4	0	5	5	4	0	0	0	9	0.0
Strome	4	2	2	4	2	0	0	0	14	14.3

GOALTENDING

COLUMBUS	GP	MIN	GA	GAA	SO	W	L	OTL	SA	SV%
McElhinney	1	65	4	3.71	0	1	0	0	52	.923
Bobrovsky	2	125	8	3.84	0	1	1	0	68	.882
Forsberg	1	60	6	6.00	0	0	1	0	46	.870

NY ISLANDERS	GP	MIN	GA	GAA	SO	W	L	OTL	SA	SV%
Halak	3	190	10	3.16	0	1	0	2	113	.912
Johnson	1	60	2	2.00	0	1	0	0	18	.889

COLUMBUS VS. NY ISLANDERS ALL-TIME

SEASON	W-L-T/O	HOME	AWAY	GF-GA	SF-SA	PP	PK	PIM
2000-01	1-0-1-0	0-0-1-0	1-0-0-0	10-8	60-52	3-of-15	5-of-8	24-37
2001-02	1-0-0-0	1-0-0-0	0-0-0-0	4-2	17-41	1-of-3	4-of-4	17-15
2002-03	2-0-0-0	1-0-0-0	1-0-0-0	8-3	54-61	3-of-8	6-of-8	35-35
2003-04	1-0-0-0	1-0-0-0	0-0-0-0	2-1	29-25	0-of-5	6-of-6	17-13
2005-06	1-0-0	1-0-0	0-0-0	3-3	27-40	3-of-7	8-of-10	27-21
2006-07	0-1-0	0-0-0	0-1-0	0-4	26-23	0-of-9	4-of-5	19-27
2007-08	DID NOT PLAY							
2008-09	1-0-1	1-0-0	0-0-1	6-5	69-54	2-of-9	5-of-5	12-20
2009-10	0-0-2	0-0-1	0-0-1	4-5	79-53	1-of-7	4-of-4	8-14
2010-11	1-0-0	0-0-0	1-0-0	4-3	38-24	1-of-4	2-of-2	13-27
2011-12	1-0-0	1-0-0	0-0-0	7-3	37-38	2-of-3	2-of-2	19-21
2012-13	DID NOT PLAY							
2013-14	3-1-0	2-0-0	1-1-0	11-6	132-119	6-of-18	7-of-9	48-76
2014-15	2-2-0	1-1-0	1-1-0	12-18	131-166	2-of-12	15-of-15	50-44
TOTAL	14-4-1-3	9-1-1-1	5-3-0-2	71-61	699-696	24-of-100	68-of-78	291-350

	OVERALL	AT CBJ	AT NYI
Current Streak:	2-0-0 since 4/2/15	1-0-0 since 4/2/15	1-0-0 since 4/11/15
Last 10 Games:	7-3-0	8-1-1	5-3-2
Last Win:	4/11/15, 5-4 SO at NYI	4/2/15, 4-3 SO	4/11/15, 5-4 SO
Last Regulation Loss:	2/14/15, 3-6 at NYI	1/10/15, 2-5	2/14/15, 3-6
Most Lopsided Win:	4, 2x, [4/6/14 most recent, 4-0 at CBJ]	4, 2x [4/6/14 most recent, 4-0]	2, 2x [11/29/02 most recent, 4-2]
Most Lopsided Loss:	4, 12/23/06 [0-4 at NYI]	3, 1/10/15 [2-5]	4, 12/23/06 [0-4]
Last Tie:	3/17/01, 3-3 at CBJ	3/17/01, 3-3	None
Last OT Game:	4/11/15, 5-4 SOW at NYI	4/2/15, 4-3 SOW	4/11/15, 5-4 SOW
OT Record (W-L-T):	5-3-1	2-1-1	3-2-0
Most Goals Scored:	7, 2x [4/7/12 most recent, 7-3 W at CBJ]	7, 4/7/12 [7-3 W]	7, 12/23/00 [7-5 W]
Most Goals Allowed:	6, 2/14/15 [3-6 L at NYI]	5, 1/10/15 [2-5 L]	6, 2/14/15 [3-6 L]
Most Goals, Both Teams:	12, 12/23/00 [7-5 W at NYI]	10, 4/7/12 [7-3 W]	12, 12/23/00 [7-5 W]
Longest Win Streak:	5, 3/8/02 - 12/8/05	5, 3/8/02 - 12/13/08	2, 2x, 11/24/10 - 10/5/13, most recent
Longest Pts. Streak:	8, 11/3/08 - 11/9/13 [5-0-0-3]	10, 3/17/01 - 4/6/14 [8-0-1-1]	4, 11/3/08 - 10/5/13 [2-0-0-2]
Longest Pointless Streak:	2, 1/10/15 - 2/14/15	1, 1/10/15	2, 3/23/14 - 2/14/15
Longest Winless Streak:	2, 3x, 1/10/15 - 2/14/15, most recent [0-2-0-0]	1, 3x, 1/10/15, most recent [0-1-0-0]	3, 12/23/06 - 12/29/09 [0-1-0-2]

ALL-TIME RESULTS

2000-01	(1-0-1-0)	2001-02	(1-0-0-0)	2002-03	(2-0-0-0)	2003-04	(1-0-0-0)	2005-06	(1-0-0)	2006-07	(0-1-0)
12/23	CBJ 7, at NYI 5	3/8	at CBJ 4, NYI 2	11/29	CBJ 4, at NYI 2	11/22	at CBJ 2, NYI 1	12/8	at CBJ 4, NYI 3 SO	12/23	at NYI 4, CBJ 0
3/17	at CBJ 3, NYI 3 OT			1/25	at CBJ 4, NYI 1						
2007-08	(0-0-0)	2008-09	(1-0-1)	2009-10	(0-0-2)	2010-11	(1-0-0)	2011-12	(1-0-0)	2012-13	(0-0-0)
DID NOT PLAY		11/3	at NYI 4, CBJ 3 OT	12/29	at NYI 2, CBJ 1 SO	11/24	CBJ 4, at NYI 3 OT	4/7	at CBJ 7, NYI 3	DID NOT PLAY	
		12/13	at CBJ 3, NYI 1	3/27	NYI 4, at CBJ 3 OT						
2013-14	(3-1-0)	2014-15	(2-2-0)								
10/5	CBJ 3, at NYI 2 SO	1/10	NYI 5, at CBJ 2								
11/9	at CBJ 5, NYI 2	2/14	at NYI 6, CBJ 3								
3/23	at NYI 2, CBJ 0	4/2	at CBJ 4, NYI 3 SO								
4/6	at CBJ 4, NYI 0	4/11	CBJ 5, at NYI 4 SO								

SHUTOUTS

CBJ	1	4/6/14, Bobrovsky 31 saves [4-0 at CBJ]
NYI	2	12/23/06, DiPietro 26 saves [0-4 at NYI]; 3/23/14, Nabokov 41 saves [0-2 at NYI]

HAT TRICKS

CBJ	0	None
NYI	0	None

PENALTY SHOTS

CBJ	0	None
NYI	0	None



NEW YORK RANGERS

@NYRangers

Madison Square Garden / 2 Pennsylvania Plz. / New York, NY 10121
rangers.nhl.com / p: 212.465.6486 / f: 212.465.6494



HENRIK LUNDQVIST

DIRECTORY

First Season: 1926-27
Home Ice: Madison Square Garden
Capacity: 18,006 (opened in 1968)
Playoff Appearances: 57 (most recent, 2014-15)
Stanley Cup Titles: 4 (most recent, 1994)
President: Glen Sather
General Manager: Jeff Gorton
Head Coach: Alain Vigneault
Associate Coach: Scott Arniel
Assistant Coaches:
Ulf Samuelsson, Darryl Williams, Benoit Allaire
Public Relations Contact: John Rosasco

TV Play-by-Play: Sam Rosen
TV Color Analyst: Joe Micheletti
Radio Play-by-Play: Kenny Albert
Radio Color Analyst: Dave Maloney

2015-16 SCHEDULE

DATE	HOME/AWAY	START (ET)
Oct. 9, 2015	at CBJ	7:00 PM
Oct. 10, 2015	at NYR	7:00 PM
Feb. 29, 2016	at NYR	7:00 PM
Apr. 4, 2016	at CBJ	7:00 PM

2014-15 SEASON

Record: 53-22-7, 113 pts.
Home: 25-11-5, 55 pts.
Away: 28-11-2, 58 pts.
Playoffs: Lost 4-3 (TBL) in East Finals

LEADERS

Points: Rick Nash, 69
Goals: Rick Nash, 42
Assists: Derick Brassard, 41
+/-: Rick Nash, 29
Def. Points: Ryan McDonagh, 33
Goaltending: Henrik Lundqvist, 30-13-3, 2.25 GAA

2014-15 RESULTS (1-1-2)

DATE	RESULT	ATTN	W/L GOALTENDERS	GW GOAL
Oct. 11, 2014	at CBJ 5, NYR 2	18,922	Sergei Bobrovsky / Cam Talbot	Cam Atkinson
Jan. 16, 2015	NYR 2 at CBJ 1	16,104	Henrik Lundqvist / Sergei Bobrovsky	Chris Kreider
Feb. 22, 2015	at NYR 4, CBJ 3 (SO)	18,006	Cam Talbot / Curtis McElhinney	Rick Nash
Apr. 6, 2015	at NYR 4, CBJ 3 (OT)	18,006	Henrik Lundqvist / Sergei Bobrovsky	Derek Stepan

GOALS BY PERIOD	1ST	2ND	3RD	OT	TOTAL
Columbus	3	4	5	0	12
NY Rangers	3	5	2	1	11

POWER PLAY	GOALS	ATTEMPTS	PCT
Columbus	0	13	0.0
NY Rangers	0	11	0.0

COLUMBUS	GP	G	A	TP	+/-	PM	PP	SH	S	PCT
Dano	3	3	2	5	4	2	0	0	7	42.9
Foligno	4	1	4	5	3	0	0	0	12	8.3
Anisimov	3	2	2	4	1	0	0	0	11	18.2
Hartnell	4	1	2	3	0	0	0	0	7	14.3
Johansen	4	0	3	3	1	0	0	0	4	0.0

SHOTS BY PERIOD	1ST	2ND	3RD	OT	TOTAL
Columbus	42	40	35	5	122
NY Rangers	47	46	26	12	131

PENALTY KILLING	KILLS	ATTEMPTS	PCT
Columbus	11	11	100.0
NY Rangers	13	13	100.0

NY RANGERS	GP	G	A	TP	+/-	PM	PP	SH	S	PCT
Stepan	3	2	5	7	6	0	0	0	14	14.3
St. Louis	4	3	1	4	5	0	0	0	11	27.3
Staal	4	1	2	3	-4	2	0	0	8	12.5
Kreider	4	1	2	3	5	17	0	0	11	9.1
Hayes	3	1	1	2	-1	0	0	0	4	25.0

GOALTENDING

COLUMBUS	GP	MIN	GA	GAA	SO	W	L	OTL	SA	SV%
Bobrovsky	3	183	8	2.62	0	1	1	1	94	.915
McElhinney	1	65	3	2.77	0	0	0	1	37	.919

NY RANGERS	GP	MIN	GA	GAA	SO	W	L	OTL	SA	SV%
Lundqvist	2	124	4	1.94	0	2	0	0	68	.941
Talbot	2	123	7	3.40	0	1	1	0	53	.868

COLUMBUS VS. NY RANGERS ALL-TIME

SEASON	W-L-T/O	HOME	AWAY	GF-GA	SF-SA	PP	PK	PIM
2000-01	0-1-0-0	0-1-0-0	0-0-0-0	3-4	40-24	2-of-4	5-of-5	24-14
2001-02	1-0-1-0	1-0-0-0	0-0-1-0	4-2	66-61	2-of-12	5-of-6	24-36
2002-03	1-1-0-0	1-0-0-0	0-1-0-0	9-8	56-69	1-of-8	10-of-10	86-96
2003-04	1-0-0-0	1-0-0-0	0-0-0-0	5-0	36-25	3-of-11	3-of-3	15-29
2005-06	1-0-0	1-0-0	0-0-0	4-3	32-36	1-of-3	1-of-1	7-11
2006-07	1-0-0	0-0-0	1-0-0	3-2	25-42	0-of-2	4-of-5	15-9
2007-08	DID NOT PLAY							
2008-09	0-1-0	0-1-0	0-0-0	1-3	26-32	0-of-6	7-of-8	18-14
2009-10	0-1-0	0-0-0	0-1-0	4-7	30-33	0-of-1	3-of-4	18-12
2010-11	1-0-0	1-0-0	0-0-0	3-1	23-33	1-of-2	4-of-5	10-4
2011-12	0-0-1	0-0-0	0-0-1	2-3	23-35	1-of-4	2-of-2	4-8
2012-13	DID NOT PLAY							
2013-14	2-2-0	0-2-0	2-0-0	10-12	126-143	0-of-10	13-of-16	56-53
2014-15	1-1-2	1-1-0	0-0-2	12-11	122-131	0-of-13	11-of-11	41-55
TOTAL	9-7-1-3	6-5-0-0	3-2-1-3	60-56	605-664	11-of-76	68-of-76	318-341

	OVERALL	AT CBJ	AT NYR
Current Streak:	0-1-2 since 1/16/15	0-1-0 since 1/16/15	2-0-3 since 2/19/12
Last 10 Games:	4-3-3	6-4-0	3-2-4
Last Win:	10/11/14, 5-2 at CBJ	10/11/14, 5-2	1/6/14, 4-3 SO
Last Regulation Loss:	1/16/15, 1-2 at CBJ	1/16/15, 1-2	11/23/09, 4-7
Most Lopsided Win:	5, 10/11/03 (5-0 at CBJ)	5, 10/11/03 (5-0)	2, 12/12/13, 4-2
Most Lopsided Loss:	3, 11/23/09 (4-7 at NYR)	2, 3x, 3/21/14 most recent, 1-3)	3, 11/23/09 (4-7)
Last Tie:	1/14/02, 2-2 at NYR	None	1/14/02, 2-2
Last OT Game:	4/6/15, 3-4 OTL at NYR	None	4/6/15, 3-4 OTL
OT Record (W-L-T):	1-3-1	0-0-0	1-3-1
Most Goals Scored:	6, 11/9/02 (6-3 W at CBJ)	6, 11/9/02 (6-3 W)	4, 3x (1/6/14 most recent, 4-3 SOW)
Most Goals Allowed:	7, 11/23/09 (4-7 L at NYR)	4, 2x (11/7/13 most recent, 2-4 L)	7, 11/23/09 (4-7 L)
Most Goals, Both Teams:	11, 11/23/09 (4-7 L at NYR)	9, 11/9/02 (6-3 W)	11, 11/23/09 (4-7 L)
Longest Win Streak:	3, 10/11/03 - 2/24/07	4, 1/16/02 - 1/16/06	2, 12/12/13 - 1/6/14
Longest Pts. Streak:	3, 2x, 10/11/03 - 2/24/07 (3-0-0-0)	4, 1/16/02 - 1/16/06 (4-0-0-0)	5, 2/19/12 - current (2-0-0-3)
Longest Pointless Streak:	2, 10/24/08 - 11/23/09	2, 11/7/13 - 3/21/14	1, 2x, 11/23/09, most recent
Longest Winless Streak:	3, 1/16/15 - current (0-1-0-2)	2, 11/7/13 - 3/21/14 (0-2-0-0)	2, 3x, 2/22/15 - current, most recent (0-0-0-2)

ALL-TIME RESULTS

2000-01	(0-1-0-0)	2001-02	(1-0-1-0)	2002-03	(1-1-0-0)	2003-04	(1-0-0-0)	2005-06	(1-0-0)	2006-07	(1-0-0)
2/12	NYR 4, at CBJ 3	1/14	CBJ 2, at NYR 2 OT	11/9	at CBJ 6, NYR 3	10/11	at CBJ 5, NYR 0	1/16	at CBJ 4, NYR 3	2/24	CBJ 3, at NYR 2
		1/16	at CBJ 2, NYR 0	12/3	at NYR 5, CBJ 3						
2007-08	(0-0-0)	2008-09	(0-1-0)	2009-10	(0-1-0)	2010-11	(1-0-0)	2011-12	(0-0-1)	2012-13	(0-0-0)
DID NOT PLAY		10/24	NYR 3, at CBJ 1	11/23	at NYR 7, CBJ 4	12/11	at CBJ 3, NYR 1	2/19	at NYR 3, CBJ 2 OT	DID NOT PLAY	
2013-14	(2-2-0)	2014-15	(1-1-2)								
11/7	NYR 4, at CBJ 2	10/11	at CBJ 5, NYR 2								
12/12	CBJ 4, at NYR 2	1/16	NYR 2, at CBJ 1								
1/6	CBJ 4, at NYR 3 SO	2/22	at NYR 4, CBJ 3 SO								
3/21	NYR 3, at CBJ 1	4/6	at NYR 4, CBJ 3 OT								

SHUTOUTS

CBJ	2	1/16/02, Denis 31 saves (2-0 at CBJ); 10/11/03, Denis 25 saves (5-0 at CBJ)
NYR	0	None

HAT TRICKS

CBJ	0	None
NYR	1	12/3/02, Bure against Denis (3) (3-5 L at NYR)

PENALTY SHOTS

CBJ	0	None
NYR	1	1/14/02, Malhotra unsuccessful against Denis (2-2 T at NYR)



OTTAWA SENATORS

@Senators

Canadian Tire Centre / 1000 Palladium Dr. / Ottawa, ON K2V 1A5
senators.nhl.com / p: 613.599.0250 / f: 613.599.5562



ERIK KARLSSON

DIRECTORY

First Season: 1992-93
Home Ice: Canadian Tire Centre
Capacity: 19,153 (opened in 1996)
Playoff Appearances: 15 (most recent, 2014-15)
Stanley Cup Titles: None
President & General Manager: Bryan Murray
Head Coach: Dave Cameron
Assistant Coaches: Jason Smith, Andre Tourigny
Public Relations Contact: Brian Morris

TSN Play-by-Play: Gord Miller / Chris Cuthbert
TSN Color Analyst: Ray Ferraro / Jamie McLennan
TSN 1200 Play-by-Play: Dean Brown
TSN 1200 Color Analyst: Gord Wilson
RDS Play-by-Play: Michel Lacroix
RDS Color Analyst: Norman Flynn
94.5 Unique FM Play-by-Play: Nicholas St. Pierre
94.5 Unique FM Color Analyst: Alain Sanscartier

2015-16 SCHEDULE

DATE	HOME/AWAY	START (ET)
Oct. 14, 2015	at CBJ	7:00 PM
Nov. 19, 2015	at OTT	7:30 PM
Feb. 13, 2016	at CBJ	7:00 PM

2014-15 SEASON

Record: 43-26-13, 99 pts.
Home: 23-13-5, 51 pts.
Away: 20-13-8, 48 pts.
Playoffs: Lost 4-2 (MTL) in First Round

LEADERS

Points: Erik Karlsson, 66
Goals: Mike Hoffman, 27
Assists: Erik Karlsson, 45
+/-: Marc Methot, 22
Def. Points: Erik Karlsson, 66
Goaltending: Craig Anderson, 14-13-8, 2.49 GAA

2014-15 RESULTS (1-2-0)

DATE	RESULT	ATTN	W/L GOALTENDERS	GW GOAL
Oct. 18, 2014	at OTT 3, CBJ 2	18,994	Robin Lehner / McElhinney, Bobrovsky	Mike Hoffman
Oct. 28, 2014	OTT 5 at CBJ 2	14,749	Robin Lehner / Curtis McElhinney	Erik Karlsson
Feb. 7, 2015	CBJ 4 at OTT 1	16,891	Curtis McElhinney / Robin Lehner	Nick Foligno

GOALS BY PERIOD	1ST	2ND	3RD	OT	TOTAL	SHOTS BY PERIOD	1ST	2ND	3RD	OT	TOTAL
Columbus	1	3	4	0	8	Columbus	37	39	35	0	111
Ottawa	2	2	5	0	9	Ottawa	29	36	39	0	104

POWER PLAY	GOALS	ATTEMPTS	PCT	PENALTY KILLING	KILLS	ATTEMPTS	PCT
Columbus	1	10	10.0	Columbus	7	9	77.8
Ottawa	2	9	22.2	Ottawa	9	10	90.0

COLUMBUS	GP	G	A	TP	+/-	PM	PP	SH	S	PCT	OTTAWA	GP	G	A	TP	+/-	PM	PP	SH	S	PCT
Atkinson	3	2	1	3	-1	0	0	0	13	15.4	MacArthur	3	2	2	4	3	2	1	0	8	25.0
Savard	3	2	1	3	3	4	1	0	7	28.6	Karlsson	3	2	1	3	0	0	0	0	13	15.4
Foligno	2	2	1	3	2	0	0	0	7	28.6	Hoffman	2	1	1	2	1	0	0	0	4	25.0
Hartnell	3	1	2	3	1	4	0	0	16	6.2	Turris	3	0	2	2	-1	4	0	0	6	0.0
Johansen	3	0	3	3	1	2	0	0	8	0.0	Neil	3	0	2	2	4	12	0	0	2	0.0

GOALTENDING

COLUMBUS	GP	MIN	GA	GAA	SO	W	L	OTL	SA	SV%	OTTAWA	GP	MIN	GA	GAA	SO	W	L	OTL	SA	SV%
McElhinney	3	147	8	3.26	0	1	1	0	86	.907	Lehner	3	180	7	2.33	0	2	1	0	110	.936
Bobrovsky	1	31	1	1.93	0	0	1	0	18	.944											

COLUMBUS VS. OTTAWA ALL-TIME

SEASON	W-L-T-O	HOME	AWAY	GF-GA	SF-SA	PP	PK	PIM
2000-01	0-0-2-0	0-0-1-0	0-0-1-0	5-5	52-53	2-of-11	8-of-11	35-27
2001-02	0-1-0-0	0-1-0-0	0-0-0-0	4-6	28-30	1-of-5	3-of-4	24-36
2002-03	0-1-0-0	0-0-0-0	0-1-0-0	2-5	39-30	0-of-2	3-of-3	8-6
2003-04	0-1-0-0	0-0-0-0	0-1-0-0	2-5	17-35	1-of-9	7-of-12	34-30
2005-06	DID NOT PLAY							
2006-07	1-0-0	1-0-0	0-0-0	6-2	31-33	5-of-11	6-of-7	21-38
2007-08	1-0-0	0-0-0	1-0-0	2-2	24-29	0-of-1	3-of-4	25-9
2008-09	1-0-0	1-0-0	0-0-0	1-0	26-17	0-of-6	5-of-5	15-39
2009-10	0-1-0	0-0-0	0-1-0	1-2	33-36	1-of-6	3-of-4	8-12
2010-11	1-0-0	1-0-0	0-0-0	4-3	23-38	0-of-4	3-of-3	13-15
2011-12	0-1-0	0-0-0	0-1-0	3-4	21-27	1-of-4	0-of-2	4-18
2012-13	DID NOT PLAY							
2013-14	1-2-0	0-2-0	1-0-0	7-8	91-82	6-of-14	11-of-14	69-70
2014-15	1-2-0	0-1-0	1-1-0	8-9	111-104	1-of-10	7-of-9	50-55
TOTAL	6-9-2-0	3-4-1-0	3-5-1-0	45-51	496-514	18-of-83	59-of-78	306-355

	OVERALL	AT CBJ	AT OTT
Current Streak:	1-0-0 since 2/7/15	0-3-0 since 11/5/13	1-0-0 since 2/7/15
Last 10 Games:	4-6-0	3-4-1	3-5-1
Last Win:	2/7/15, 4-1 at OTT	12/31/10, 4-3 OT	2/7/15, 4-1
Last Regulation Loss:	10/28/14, 2-5 at CBJ	10/28/14, 2-5	10/18/14, 2-3
Most Lopsided Win:	4, 12/10/06 (6-2 at CBJ)	4, 12/10/06 (6-2)	3, 2x (2/7/15 most recent, 4-1)
Most Lopsided Loss:	3, 4x (10/28/14 most recent, 2-5 at CBJ)	3, 2x (10/28/14 most recent, 2-5)	3, 2x (11/13/03 most recent, 2-5)
Last Tie:	12/21/00, 3-3 at CBJ	12/21/00, 3-3	11/4/00, 2-2
Last OT Game:	12/31/10, 4-3 OTW at CBJ	12/31/10, 4-3 OTW	2/21/08, 3-2 SOW
OT Record (W-L-T):	2-0-2	1-0-1	1-0-1
Most Goals Scored:	6, 12/10/06 (6-2 W at CBJ)	6, 12/10/06 (6-2 W)	4, 2x (2/7/15 most recent, 4-1 W)
Most Goals Allowed:	6, 2/6/02 (4-6 L at CBJ)	6, 2/6/02 (4-6 L)	5, 2x (11/13/03 most recent, 2-5 L)
Most Goals, Both Teams:	10, 2/6/02 (4-6 L at CBJ)	10, 2/6/02 (4-6 L)	7, 3x (10/22/11 most recent, 3-4 L)
Longest Win Streak:	3, 12/10/06 - 1/30/09	3, 12/10/06 - 12/31/10	1, 3x, 2/7/15 - current, most recent
Longest Pts. Streak:	3, 12/10/06 - 1/30/09 (3-0-0-0)	3, 12/10/06 - 12/31/10 (3-0-0-0)	1, 4x, 2/7/15 - current, most recent (1-0-0-0)
Longest Pointless Streak:	3, 2x, 1/28/14 - 10/28/14, most recent	3, 11/5/13 - current	2, 2x, 11/26/09 - 10/22/11, most recent
Longest Winless Streak:	5, 11/4/00 - 11/13/03 (0-3-2-0)	3, 11/5/13 - current (0-3-0-0)	3, 11/4/00 - 11/13/03 (0-2-1-0)

ALL-TIME RESULTS

2000-01	[0-0-2-0]	2001-02	[0-1-0-0]	2002-03	[0-1-0-0]	2003-04	[0-1-0-0]	2005-06	[0-0-0]	2006-07	[1-0-0]
11/4 CBJ 2, at OTT 2 OT		2/6 OTT 6, at CBJ 4		11/23 at OTT 5, CBJ 2		11/13 at OTT 5, CBJ 2		DID NOT PLAY		12/10 at CBJ 6, OTT 2	
12/21 at CBJ 3, OTT 3 OT											
2007-08	[1-0-0]	2008-09	[1-0-0]	2009-10	[0-1-0]	2010-11	[1-0-0]	2011-12	[0-1-0]	2012-13	[0-0-0]
2/21 CBJ 3, at OTT 2 SO		1/30 at CBJ 1, OTT 0		11/26 at OTT 2, CBJ 1		12/31 at CBJ 4, OTT 3 OT		10/22 at OTT 4, CBJ 3		DID NOT PLAY	
2013-14	[1-2-0]	2014-15	[1-2-0]								
11/5 OTT 4, at CBJ 1		10/18 at OTT 3, CBJ 2									
11/17 CBJ 4, at OTT 1		10/28 OTT 5, at CBJ 2									
1/28 OTT 3, at CBJ 2		2/7 CBJ 4, at OTT 1									

SHUTOUTS

CBJ	1	1/30/09, Mason 17 saves (1-0 at CBJ)
OTT	0	None

HAT TRICKS

CBJ	0	None
OTT	1	11/23/02, Hossa against Labbe (3) (3-5 L at OTT)

PENALTY SHOTS

CBJ	0	
OTT	2	12/10/06, Schaefer unsuccessful against Leclaire (6-2 W at CBJ); 10/18/14, Hoffman unsuccessful against McElhinney (2-3 L at OTT)



PHILADELPHIA FLYERS

@NHLFlyers

Wells Fargo Center / 3601 S. Broad St. / Philadelphia, PA 19148
 flyers.nhl.com / p: 215.465.4500 / f: 215.218.7837



CLAUDE GIROUX

DIRECTORY

First Season: 1967-68
Home Ice: Wells Fargo Center
Capacity: 19,541 (opened in 1996)
Playoff Appearances: 37 (most recent, 2013-14)
Stanley Cup Titles: 2 (most recent, 1975)
Chairman and Governor: Ed Snider
President: Paul Holmgren
General Manager: Ron Hextall
Head Coach: Dave Hakstol
Assistant Coaches:
 Gord Murphy, Joe Mullen, Ian Laperriere
Public Relations Contact: Zack Hill

TV Play-By-Play: Jim Jackson
TV Color Analyst: Chris Therien
Radio Play-By-Play: Tim Saunders
Radio Color Analyst: Steve Coates

2015-16 SCHEDULE

DATE	HOME/AWAY	START (ET)
Dec. 5, 2015	at PHI	7:30 PM
Dec. 19, 2015	at CBJ	7:00 PM
Mar. 5, 2016	at PHI	7:00 PM
Mar. 22, 2016	at CBJ	7:00 PM

2014-15 SEASON

Record: 33-31-18, 84 pts.
Home: 23-11-7, 53 pts.
Away: 10-20-11, 31 pts.
Playoffs: Did not qualify

LEADERS

Points: Jakub Voracek, 81
Goals: Wayne Simmonds, 28
Assists: Jakub Voracek, 59
+/-: Nicklas Grossmann, 8
Def. Points: Mark Streit, 52
Goaltending: Steve Mason, 18-18-11, 2.25 GAA

2014-15 RESULTS (4-1-0)

DATE	RESULT	ATTN	W/L GOALTENDERS	GWG GOAL
Nov. 14, 2014	CBJ 4 at PHI 3	19,789	Curtis McElhinney / Steve Mason	James Wisniewski
Nov. 22, 2014	at PHI 4, CBJ 2	19,846	Steve Mason / Sergei Bobrovsky	Wayne Simmonds
Dec. 9, 2014	at CBJ 3, PHI 2 (OT)	14,196	Sergei Bobrovsky / Steve Mason	Kevin Connauton
Feb. 13, 2015	at CBJ 4, PHI 3 (OT)	16,403	Curtis McElhinney / Ray Emery	Artem Anisimov
Feb. 17, 2015	CBJ 5 at PHI 2	19,082	Curtis McElhinney / Ray Emery	Matt Calvert

GOALS BY PERIOD	1ST	2ND	3RD	OT	TOTAL	SHOTS BY PERIOD	1ST	2ND	3RD	OT	TOTAL
Columbus	6	4	6	2	18	Columbus	47	44	46	5	142
Philadelphia	5	5	4	0	14	Philadelphia	38	64	49	3	154

POWER PLAY	GOALS	ATTEMPTS	PCT	PENALTY KILLING	KILLS	ATTEMPTS	PCT
Columbus	7	13	53.8	Columbus	11	16	68.8
Philadelphia	5	16	31.3	Philadelphia	6	13	46.2

COLUMBUS	GP	G	A	TP	+/-	PM	PP	SH	S	PCT	PHILADELPHIA	GP	G	A	TP	+/-	PM	PP	SH	S	PCT
Johansen	5	1	6	7	2	0	0	0	7	14.3	Simmonds	5	4	2	6	1	2	2	0	16	25.0
Wisniewski	5	3	3	6	2	2	3	0	13	23.1	Giroux	5	1	5	6	0	2	1	0	14	7.1
Dubinsky	3	2	3	5	2	2	0	0	5	40.0	Voracek	5	1	5	6	-1	0	1	0	10	10.0
Foligno	4	2	3	5	1	2	1	0	10	20.0	Schenn	5	3	1	4	3	2	1	0	15	20.0
Hartnell	5	1	3	4	-2	0	1	0	12	8.3	Del Zotto	5	2	1	3	-1	4	0	0	10	20.0

GOALTENDING

COLUMBUS	GP	MIN	GA	GAA	SO	W	L	OTL	SA	SV%	PHILADELPHIA	GP	MIN	GA	GAA	SO	W	L	OTL	SA	SV%
McElhinney	3	182	8	2.64	0	3	0	0	96	.917	Mason	3	179	9	3.02	0	1	1	1	84	.893
Bobrovsky	2	121	6	2.97	0	1	1	0	58	.897	Emery	2	120	8	3.99	0	0	1	1	57	.860

COLUMBUS VS. PHILADELPHIA ALL-TIME

SEASON	W-L-T/O	HOME	AWAY	GF-GA	SF-SA	PP	PK	PIM
2000-01	0-1-0-0	0-1-0-0	0-0-0-0	3-4	26-31	1-of-2	2-of-2	9-9
2001-02	0-0-2-0	0-0-1-0	0-0-1-0	5-5	48-72	2-of-8	10-of-11	34-26
2002-03	0-1-0-0	0-0-0-0	0-1-0-0	0-4	10-29	0-of-3	7-of-7	21-13
2003-04	0-0-1-0	0-0-1-0	0-0-0-0	1-1	20-41	0-of-2	5-of-5	8-4
2005-06	0-1-0	0-1-0	0-0-0	1-3	24-31	1-of-8	5-of-5	12-16
2006-07	0-1-0	0-0-0	0-1-0	2-3	41-22	1-of-6	4-of-5	10-12
2007-08	DID NOT PLAY							
2008-09	1-0-0	1-0-0	0-0-0	3-0	33-20	1-of-6	3-of-3	15-21
2009-10	0-1-0	0-0-0	0-1-0	3-5	28-37	2-of-3	4-of-5	15-11
2010-11	1-0-0	1-0-0	0-0-0	2-1	25-29	1-of-4	2-of-2	6-22
2011-12	0-1-0	0-0-0	0-1-0	2-9	35-33	0-of-2	4-of-5	27-23
2012-13	DID NOT PLAY							
2013-14	3-1-0	2-0-0	1-1-0	17-10	124-140	3-of-17	18-of-19	43-39
2014-15	4-1-0	2-0-0	2-1-0	18-14	142-154	7-of-13	11-of-16	39-33
TOTAL	9-8-3-0	6-2-2-0	3-6-1-0	57-59	556-639	19-of-74	75-of-85	239-229

	OVERALL	AT CBJ	AT PHI
Current Streak:	3-0-0 since 12/9/14	6-0-0 since 12/27/08	1-0-0 since 2/17/15
Last 10 Games:	7-3-0	6-2-2	3-6-1
Last Win:	2/17/15, 5-2 at PHI	2/13/15, 4-3 OT	2/17/15, 5-2
Last Regulation Loss:	11/22/14, 2-4 at PHI	12/13/05, 1-3	11/22/14, 2-4
Most Lopsided Win:	3, 4x (2/17/15 most recent, 5-2 at PHI)	3, 3x (1/23/14 most recent, 5-2)	3, 2/17/15 (5-2)
Most Lopsided Loss:	7, 11/5/11 (2-9 at PHI)	2, 12/13/05 (1-3)	7, 11/5/11 (2-9)
Last Tie:	12/10/03, 1-1 at CBJ	12/10/03, 1-1	10/6/01, 3-3
Last OT Game:	2/13/15, 4-3 OTW at CBJ	2/13/15, 4-3 OTW	10/6/01, 3-3 T
OT Record (W-L-T):	2-0-3	2-0-2	0-0-1
Most Goals Scored:	6, 12/21/13 (6-3 W at CBJ)	6, 12/21/13 (6-3 W)	5, 2/17/15 (5-2 W)
Most Goals Allowed:	9, 11/5/11 (2-9 L at PHI)	4, 11/29/00 (3-4 L)	9, 11/5/11 (2-9 L)
Most Goals, Both Teams:	11, 11/5/11 (2-9 L at PHI)	9, 12/21/13 (6-3 W)	11, 11/5/11 (2-9 L)
Longest Win Streak:	4, 12/21/13 - 11/14/14	6, 12/7/08 - current	2, 4/3/14 - 11/14/14
Longest Pts. Streak:	4, 12/21/13 - 11/14/14 (4-0-0-0)	6, 12/7/08 - current (6-0-0-0)	2, 4/3/14 - 11/14/14 (2-0-0-0)
Longest Pointless Streak:	2, 2x, 11/5/11 - 12/19/13, most recent	1, 2x, 12/13/05, most recent	5, 4/1/03 - 12/19/13
Longest Winless Streak:	7, 11/29/00 - 11/24/06 (0-4-3-0)	4, 11/29/00 - 12/13/05 (0-2-2-0)	6, 10/6/01 - 12/19/13 (0-5-1-0)

ALL-TIME RESULTS

2000-01	(0-1-0-0)	2001-02	(0-0-2-0)	2002-03	(0-1-0-0)	2003-04	(0-0-1-0)	2005-06	(0-1-0)	2006-07	(0-1-0)
11/29	PHI 4, at CBJ 3	10/6	CBJ 3, at PHI 3 OT	4/1	at PHI 4, CBJ 0	12/10	at CBJ 1, PHI 1 OT	12/13	PHI 3, at CBJ 1	11/24	at PHI 3, CBJ 2
		10/8	at CBJ 2, PHI 2 OT								
2007-08	(0-0-0)	2008-09	(1-0-0)	2009-10	(0-1-0)	2010-11	(1-0-0)	2011-12	(0-1-0)	2012-13	(0-0-0)
DID NOT PLAY		12/27	at CBJ 3, PHI 0	1/19	at PHI 5, CBJ 3	10/25	at CBJ 2, PHI 1	11/5	at PHI 9, CBJ 2	DID NOT PLAY	
2013-14	(3-1-0)	2014-15	(4-1-0)								
12/19	at PHI 5, CBJ 4	11/14	CBJ 4, at PHI 3								
12/21	at CBJ 6, PHI 3	11/22	at PHI 4, CBJ 2								
1/23	at CBJ 5, PHI 2	12/9	at CBJ 3, PHI 2 OT								
4/3	CBJ 2, at PHI 0	2/13	at CBJ 4, PHI 3 OT								
		2/17	CBJ 5, at PHI 2								

SHUTOUTS

CBJ	2	12/27/08, Mason 20 saves (3-0 at CBJ); 4/3/14, Bobrovsky 37 saves (2-0 at PHI)
PHI	1	4/1/03, Cechmanek 10 saves (0-4 at PHI)

HAT TRICKS

CBJ	0	None
PHI	0	None

PENALTY SHOTS

CBJ	0	None
PHI	0	None



PITTSBURGH PENGUINS

@penguins

CONSOL Energy Center / 1001 Fifth Ave. / Pittsburgh, PA 15219
penguins.nhl.com / p: 412.642.1300 / f: 412.255.1980



SIDNEY CROSBY

DIRECTORY

First Season: 1967-68
Home Ice: CONSOL Energy Center
Capacity: 18,387 (opened in 2010)
Playoff Appearances: 30 (most recent, 2014-15)
Stanley Cup Titles: 3 (most recent, 2009)
Co-Owner and Chairman: Mario Lemieux
EVP and General Manager: Jim Rutherford
Head Coach: Mike Johnston
Assistant Coaches: Rick Tocchet, Gary Agnew
Public Relations Contact: Jennifer Bullano Ridgley

TV Play-By-Play: Paul Steigerwald
TV Color Analyst: Bob Errey
Radio Play-By-Play: Mike Lange
Radio Color Analyst: Phil Bourque

2015-16 SCHEDULE

DATE	HOME/AWAY	START (ET)
Nov. 13, 2015	at PIT	7:00 PM
Nov. 27, 2015	at CBJ	7:00 PM
Dec. 21, 2015	at PIT	7:00 PM
Mar. 11, 2016	at CBJ	7:00 PM

2014-15 SEASON

Record: 43-27-12, 98 pts.
Home: 23-14-4, 50 pts.
Away: 20-13-8, 48 pts.
Playoffs: Lost 4-1 (NJR) in First Round

LEADERS

Points: Sidney Crosby, 84
Goals: Sidney Crosby & Evgeni Malkin, 28
Assists: Sidney Crosby, 56
+/-: Paul Martin, 17
Def. Points: Kris Letang, 54
Goaltending: Marc-Andre Fleury, 34-20-9, 2.32 GAA

2014-15 RESULTS (3-1-0)

DATE	RESULT	ATTN	W/L GOALTENDERS	GW GOAL
Dec. 13, 2014	at CBJ 4, PIT 3 (SO)	18,663	Sergei Bobrovsky / Thomas Greiss	Ryan Johansen
Feb. 19, 2015	CBJ 2, at PIT 1	18,597	Curtis McElhinney / Marc-Andre Fleury	Brandon Dubinsky
Mar. 1, 2015	at PIT 5, CBJ 3	18,581	Marc-Andre Fleury / Curtis McElhinney	Derrick Pouliot
Apr. 4, 2015	at CBJ 5, PIT 3	18,513	Sergei Bobrovsky / Marc-Andre Fleury	Scott Hartnell

GOALS BY PERIOD	1ST	2ND	3RD	OT	TOTAL	SHOTS BY PERIOD	1ST	2ND	3RD	OT	TOTAL
Columbus	3	2	8	0	13	Columbus	39	33	43	2	117
Pittsburgh	2	6	4	0	12	Pittsburgh	42	49	46	6	143

POWER PLAY	GOALS	ATTEMPTS	PCT	PENALTY KILLING	KILLS	ATTEMPTS	PCT
Columbus	2	15	13.3	Columbus	12	15	80.0
Pittsburgh	3	15	20.0	Pittsburgh	13	15	86.7

COLUMBUS	GP	G	A	TP	+/-	PM	PP	SH	S	PCT	PITTSBURGH	GP	G	A	TP	+/-	PM	PP	SH	S	PCT
Foligno	4	5	0	5	-1	4	1	0	11	45.4	Malkin	3	3	2	5	1	0	1	0	15	20.0
Dubinsky	3	1	4	5	3	14	0	1	11	9.1	Letang	3	2	2	4	5	2	0	1	11	18.2
Hartnell	3	2	1	3	2	0	0	0	8	25.0	Crosby	3	1	2	3	-5	5	0	0	8	12.5
Savard	4	0	3	3	-2	4	0	0	6	0.0	Martin	4	0	3	3	4	2	0	0	3	0.0
Johnson	4	1	1	2	-2	4	0	0	10	10.0	Sutter	4	1	1	2	2	0	0	0	7	14.3

GOALTENDING

COLUMBUS	GP	MIN	GA	GAA	SO	W	L	OTL	SA	SV%	PITTSBURGH	GP	MIN	GA	GAA	SO	W	L	OTL	SA	SV%
Bobrovsky	2	125	6	2.89	0	2	0	0	72	.917	Fleury	3	177	9	3.05	0	1	2	0	89	.899
McElhinney	2	120	6	3.01	0	1	1	0	71	.915	Greiss	1	64	3	2.83	0	0	0	1	27	.889

COLUMBUS VS. PITTSBURGH ALL-TIME

SEASON	W-L-T/O	HOME	AWAY	GF-GA	SF-SA	PP	PK	PIM
2000-01	0-1-0-1	0-0-0-1	0-1-0-0	4-8	71-63	1-of-12	8-of-11	49-51
2001-02	1-0-0-1	0-0-0-1	1-0-0-0	7-6	44-69	1-of-7	4-of-6	26-28
2002-03	1-0-0-0	1-0-0-0	0-0-0-0	5-2	34-32	3-of-8	5-of-6	12-16
2003-04	0-1-0-0	0-0-0-0	0-1-0-0	3-5	26-25	1-of-4	3-of-5	15-13
2005-06	1-0-0	1-0-0	0-0-0	6-1	32-29	2-of-6	8-of-8	64-84
2006-07	0-1-0	0-0-0	0-1-0	3-5	39-34	2-of-11	6-of-9	27-41
2007-08	DID NOT PLAY							
2008-09	1-1-0	1-0-0	0-1-0	4-7	62-66	1-of-11	3-of-5	20-32
2009-10	0-0-1	0-0-1	0-0-0	3-3	32-32	1-of-7	5-of-5	12-16
2010-11	1-1-0	0-1-0	1-0-0	6-8	48-68	1-of-7	2-of-6	36-39
2011-12	0-1-0	0-0-0	0-1-0	2-4	24-40	0-of-2	3-of-5	10-4
2012-13	DID NOT PLAY							
2013-14	0-5-0	0-3-0	0-2-0	7-16	155-145	1-of-14	14-of-19	79-59
2014-15	3-1-0	2-0-0	1-1-0	13-12	117-143	2-of-15	12-of-15	80-79
TOTAL	8-12-0-3	5-4-0-3	3-8-0-0	63-77	684-746	16-of-104	73-of-100	430-462

	OVERALL	AT CBJ	AT PIT
Current Streak:	1-0-0 since 4/4/15	2-0-0 since 12/13/14	0-1-0 since 3/1/15
Last 10 Games:	3-7-0	5-4-1	3-7-0
Last Win:	4/4/15, 5-3 at CBJ	4/4/15, 5-3	2/19/15, 2-1
Last Regulation Loss:	3/1/15, 3-5 at PIT	3/28/14, 1-2	3/1/15, 3-5
Most Lopsided Win:	5, 1/11/06 (6-1 at CBJ)	5, 1/11/06 (6-1)	3, 2/8/11 (4-1)
Most Lopsided Loss:	5, 12/4/10 (2-7 at CBJ)	5, 12/4/10 (2-7)	3, 2x (2/6/09 most recent, 1-4)
Last Tie:	None	None	None
Last OT Game:	12/13/14, 4-3 SOW at CBJ	12/13/14, 4-3 SOW	None
OT Record (W-L-T):	2-3-0	2-3-0	0-0-0
Most Goals Scored:	6, 1/11/06 (6-1 W at CBJ)	6, 1/11/06 (6-1 W)	4, 2x (2/8/11 most recent, 4-1 W)
Most Goals Allowed:	7, 12/4/10 (2-7 L at CBJ)	7, 12/4/10 (2-7 L)	5, 4x (3/1/15 most recent, 3-5 L)
Most Goals, Both Teams:	9, 12/4/10 (2-7 L at CBJ)	9, 12/4/10 (2-7 L)	8, 3x (3/1/15 most recent, 3-5 L)
Longest Win Streak:	2, 2x, 12/13/14 - 2/19/15	3, 12/31/02 - 3/12/09	1, 3x, 2/19/15, most recent
Longest Pts. Streak:	4, 2/17/01 - 12/31/02 (2-0-0-2)	6, 2/17/01 - 10/30/09 (3-0-0-3)	1, 3x, 2/19/15, most recent (1-0-0-0)
Longest Pointless Streak:	6, 2/26/12 - 3/28/14	4, 12/4/10 - 3/28/14	3, 2x, 2/26/12 - 12/9/13, most recent
Longest Winless Streak:	6, 2/26/12 - 3/28/14 (0-6-0-0)	5, 10/30/09 - 3/28/14 (0-4-0-1)	3, 2x, 2/26/12 - 12/9/13, most recent (0-3-0-0)

ALL-TIME RESULTS

2000-01	(0-1-0-1)	2001-02	(1-0-0-1)	2002-03	(1-0-0-0)	2003-04	(1-0-0-0)	2005-06	(1-0-0)	2006-07	(0-1-0)
10/21 at PIT 5, CBJ 2		2/28 PIT 4, at CBJ 3 OT		12/31 at CBJ 5, PIT 2		12/13 at PIT 5, CBJ 3		1/11 at CBJ 6, PIT 1		10/21 at PIT 5, CBJ 3	
2/17 PIT 3, at CBJ 2 OT		3/11 CBJ 4, at PIT 2									
2007-08	(0-0-0)	2008-09	(1-1-0)	2009-10	(0-0-1)	2010-11	(1-1-0)	2011-12	(0-1-0)	2012-13	(0-0-0)
DID NOT PLAY		2/6 at PIT 4, CBJ 1		10/30 PIT 4, at CBJ 3 SO		12/4 PIT 7, at CBJ 2		2/26 at PIT 4, CBJ 2		DID NOT PLAY	
		3/12 at CBJ 4, PIT 3 SO				2/8 CBJ 4, at PIT 1					
2013-14	(0-5-0)	2014-15	(3-1-0)								
11/1 at PIT 4, CBJ 2		12/13 at CBJ 4, PIT 3 SO									
11/2 PIT 3, at CBJ 0		2/19 CBJ 2, at PIT 1									
12/9 at PIT 2, CBJ 1		3/1 at PIT 5, CBJ 3									
12/29 PIT 5, at CBJ 3		4/4 at CBJ 5, PIT 3									
3/28 PIT 2, at CBJ 1											

SHUTOUTS

CBJ	0	None
PIT	1	11/2/13, Zatkoff 19 saves (0-3 at CBJ)

HAT TRICKS

CBJ	1	4/4/15, Foligno against Fleury (2) and 1 EN (5-3 W at CBJ)
PIT	1	12/29/13, Neal against McElhinney (3) (3-5 L at CBJ)

PENALTY SHOTS

CBJ	1	12/13/14, Jenner goal against Greiss (4-3 SOW at CBJ)
PIT	1	10/21/06, Staal goal against Norrena (3-5 L at PIT)



ST. LOUIS BLUES

@StLouisBlues

Scottrade Center / 1401 Clark Ave. at Brett Hull Way / St. Louis, MO 63103
 blues.nhl.com / p: 314.622.2500 / f: 314.622.2582



VLADIMIR TARASENKO

DIRECTORY

First Season: 1967-68
Home Ice: Scottrade Center
Capacity: 19,150 (opened in 1994)
Playoff Appearances: 39 (most recent, 2014-15)
Stanley Cup Titles: None
Chairman and Governor: Tom Stillman
President & General Manager: Doug Armstrong
Head Coach: Ken Hitchcock
Associate Coach: Brad Shaw
Assistant Coaches: Kirk Muller, Ray Bennett
Public Relations Contact: Mike Caruso

TV Play-By-Play: John Kelly
TV Color Analyst: Darren Pang / Bernie Federko
Radio Play-By-Play: Chris Kerber
Radio Color Analyst: Kelly Chase

2015-16 SCHEDULE

DATE	HOME/AWAY	START (ET)
Nov. 17, 2015	at CBJ	7:00 PM
Nov. 28, 2015	at STL	8:00 PM

2014-15 SEASON

Record: 51-24-7, 109 pts.
Home: 27-12-2, 56 pts.
Away: 24-12-5, 53 pts.
Playoffs: Lost 4-2 (MIN) in First Round

LEADERS

Points: Vladimir Tarasenko, 73
Goals: Vladimir Tarasenko, 37
Assists: Alexander Steen, 40
+/-: Vladimir Tarasenko, 27
Def. Points: Alex Pietrangelo, 46
Goaltending: Brian Elliott, 26-14-3, 2.26 GAA

2014-15 RESULTS (2-0-0)

DATE	RESULT	ATTN	W/L GOALTENDERS	GW GOAL
Feb. 6, 2015	at CBJ 7, STL 1	16,321	Curtis McElhinney / Elliott, Allen	Cam Atkinson
Mar. 28, 2015	CBJ 4 at STL 2	19,431	Sergei Bobrovsky / Brian Elliott	Boone Jenner

GOALS BY PERIOD	1ST	2ND	3RD	OT	TOTAL	SHOTS BY PERIOD	1ST	2ND	3RD	OT	TOTAL
Columbus	3	5	3	0	11	Columbus	15	23	12	0	50
St. Louis	0	3	0	0	3	St. Louis	17	17	30	0	64

POWER PLAY	GOALS	ATTEMPTS	PCT	PENALTY KILLING	KILLS	ATTEMPTS	PCT
Columbus	1	2	50.0	Columbus	8	10	80.0
St. Louis	2	10	20.0	St. Louis	1	2	50.0

COLUMBUS	GP	G	A	TP	+/-	PM	PP	SH	S	PCT	ST. LOUIS	GP	G	A	TP	+/-	PM	PP	SH	S	PCT
Johansen	2	1	3	4	5	0	0	1	6	16.7	Berglund	2	1	1	2	-2	2	0	0	2	50.0
Atkinson	2	2	1	3	4	0	0	0	4	50.0	Stastny	2	1	0	1	-2	0	1	0	2	50.0
Foligno	2	2	1	3	2	0	0	0	5	40.0	Tarasenko	2	1	0	1	-5	0	1	0	6	16.7
Hartnell	2	1	2	3	3	2	0	0	2	50.0	Gunnarsson	2	0	1	1	-3	0	0	0	3	0.0
Dubinsky	2	0	3	3	2	2	0	0	2	0.0	Lehtera	1	0	1	1	-1	0	0	0	0	0.0

GOALTENDING

COLUMBUS	GP	MIN	GA	GAA	SO	W	L	OTL	SA	SV%	ST. LOUIS	GP	MIN	GA	GAA	SO	W	L	OTL	SA	SV%
McElhinney	1	60	1	1.00	0	1	0	0	33	.970	Allen	1	32	3	5.70	0	0	0	0	19	.842
Bobrovsky	1	60	2	2.00	0	1	0	0	31	.935	Elliott	2	87	7	4.83	0	0	2	0	30	.767

COLUMBUS VS. ST. LOUIS ALL-TIME

SEASON	W-L-T/O	HOME	AWAY	GF-GA	SF-SA	PP	PK	PIM
2000-01	1-2-2-0	1-0-1-0	0-2-1-0	7-14	110-172	3-of-24	20-of-24	63-63
2001-02	1-3-1-0	1-1-1-0	0-2-0-0	12-16	108-161	3-of-24	13-of-16	54-72
2002-03	2-3-0-0	1-1-0-0	1-2-0-0	12-22	127-159	5-of-26	21-of-28	97-93
2003-04	1-3-0-2	1-1-0-1	0-2-0-1	14-19	162-190	6-of-30	18-of-25	74-84
2005-06	5-2-1	3-1-0	2-1-1	21-19	220-251	5-of-38	48-of-55	190-138
2006-07	4-1-3	1-1-2	3-0-1	29-19	211-211	9-of-37	38-of-45	127-127
2007-08	3-5-0	3-1-0	0-4-0	17-25	218-213	4-of-31	26-of-34	165-153
2008-09	1-4-1	1-2-0	0-2-1	14-23	150-153	3-of-20	27-of-35	105-80
2009-10	3-2-1	2-1-0	1-1-1	15-17	156-181	4-of-31	17-of-25	95-94
2010-11	2-2-2	1-1-1	1-1-1	22-21	167-170	4-of-26	8-of-15	128-166
2011-12	2-4-0	1-2-0	1-2-0	14-17	178-186	4-of-32	19-of-22	104-146
2012-13	1-3-0	1-1-0	0-2-0	7-10	91-99	1-of-11	13-of-16	82-74
2013-14	0-1-1	0-0-1	0-1-0	5-10	57-68	1-of-8	3-of-4	22-30
2014-15	2-0-0	1-0-0	1-0-0	11-3	50-64	1-of-2	8-of-10	21-9
TOTAL	28-35-3-11	18-13-2-5	10-22-1-6	200-235	2005-2278	53-of-340	279-of-354	1327-1329

	OVERALL	AT CBJ	AT STL
Current Streak:	2-0-0 since 2/6/15	2-0-1 since 4/12/13	1-0-0 since 3/28/15
Last 10 Games:	4-5-1	4-4-2	3-6-1
Last Win:	3/28/15, 4-2 at STL	2/6/15, 7-1	3/28/15, 4-2
Last Regulation Loss:	1/4/14, 2-6 at STL	1/31/13, 1-4	1/4/14, 2-6
Most Lopsided Win:	7, 11/10/10 [8-1 at CBJ]	7, 11/10/10 [8-1]	4, 12/9/06 [5-1]
Most Lopsided Loss:	6, 10/17/02 [1-7 at STL]	5, 2x (4/3/11 most recent, 1-6)	6, 10/17/02 [1-7]
Last Tie:	10/4/01, 3-3 at CBJ	10/4/01, 3-3	2/1/01, 2-2
Last OT Game:	12/14/13, 3-4 OTL at CBJ	12/14/13, 3-4 OTL	3/7/11, 4-5 SOL
OT Record (W-L-T):	3-11-3	2-5-2	1-6-1
Most Goals Scored:	8, 11/10/10 [8-1 W at CBJ]	8, 11/10/10 [8-1 W]	5, 4x (3/31/12 most recent, 5-2 W)
Most Goals Allowed:	7, 10/17/02 [1-7 L at STL]	6, 2x (4/3/11 most recent, 1-6 L)	7, 10/17/02 [1-7 L]
Most Goals, Both Teams:	10, 2x (12/18/11 most recent, 4-6 L at STL)	10, 1/11/08 [6-4 W]	10, 12/18/11 [4-6 L]
Longest Win Streak:	4, 3/25/07 - 11/4/07	4, 3/25/07 - 1/11/08	3, 3/31/06 - 12/9/06
Longest Pts. Streak:	8, 1/20/06 - 1/9/07 [5-0-0-3]	4, 3x, 3/25/07 - 1/11/08, most recent [4-0-0-0]	6, 3/13/06 - 3/27/07 [4-0-0-2]
Longest Pointless Streak:	5, 2/17/08 - 2/3/09	2, 3x, 3/11/12 - 1/31/13, most recent	5, 11/16/07 - 1/3/09
Longest Winless Streak:	6, 12/28/02 - 1/15/04 [0-4-0-2]	3, 3x, 3/9/11 - 11/27/11, most recent [0-2-0-1]	8, 11/16/07 - 1/12/10 [0-7-0-1]

ALL-TIME RESULTS

2000-01	(1-2-2-0)	2001-02	(1-3-1-0)	2002-03	(2-3-0-0)	2003-04	(1-3-0-2)	2005-06	(5-2-1)	2006-07	(4-1-3)
12/26	at STL 5, CBJ 0	10/4	at CBJ 3, STL 3 OT	10/17	at STL 7, CBJ 1	12/12	STL 3, at CBJ 2 OT	11/9	at CBJ 3, STL 1	11/9	CBJ 4, at STL 2
2/1	CBJ 2, at STL 2 OT	11/13	at CBJ 3, STL 2 OT	11/7	CBJ 5, at STL 2	12/16	at STL 2, CBJ 1 OT	11/16	STL 2, at CBJ 0	11/22	STL 4, at CBJ 3 SO
2/6	at CBJ 2, STL 2 OT	11/29	STL 3, at CBJ 1	11/20	at CBJ 3, STL 2	12/29	STL 3, at CBJ 2	11/26	CBJ 4, at STL 3	12/9	CBJ 5, at STL 1
4/1	at CBJ 2, STL 1	12/1	at STL 4, CBJ 3	12/28	STL 6, at CBJ 1	1/15	at STL 5, CBJ 3	12/1	at STL 4, CBJ 1	1/9	STL 4, at CBJ 3 SO
4/5	at STL 4, CBJ 1	1/3	at STL 4, CBJ 2	12/29	at STL 5, CBJ 2	1/21	at CBJ 3, STL 1	1/20	at CBJ 4, STL 3 SO	2/14	STL 4, at CBJ 2
						3/13	at STL 5, CBJ 3	3/13	at STL 3, CBJ 2 OT	2/20	at STL 5, CBJ 4 SO
								3/31	CBJ 4, at STL 2	3/25	at CBJ 4, STL 1
								4/13	at CBJ 4, STL 1	3/27	CBJ 4, at STL 1
2007-08	(3-5-0)	2008-09	(1-4-1)	2009-10	(3-2-1)	2010-11	(2-2-2)	2011-12	(2-4-0)	2012-13	(1-3-0)
10/25	at CBJ 3, STL 0	1/3	at STL 5, CBJ 2	11/30	at CBJ 5, STL 2	11/10	at CBJ 8, STL 1	11/27	STL 2, at CBJ 1	1/31	STL 4, at CBJ 1
11/4	at CBJ 3, STL 0	2/3	STL 4, at CBJ 2	1/12	at STL 4, CBJ 1	12/9	at STL 4, CBJ 1	12/18	at STL 6, CBJ 4	2/23	at STL 2, CBJ 1
11/16	at STL 3, CBJ 2	2/18	at CBJ 4, STL 3	1/18	at CBJ 4, STL 2	1/22	CBJ 5, at STL 2	2/14	at CBJ 2, STL 1	4/5	at STL 3, CBJ 1
1/8	at STL 6, CBJ 1	3/28	at STL 4, CBJ 3 SO	1/30	CBJ 3, at STL 2 OT	3/7	at STL 5, CBJ 4 SO	3/10	at STL 4, CBJ 1	4/12	at CBJ 4, STL 1
1/11	at CBJ 6, STL 4	3/29	STL 5, at CBJ 2	3/13	STL 5, at CBJ 1	3/9	STL 4, at CBJ 3 OT	3/11	STL 2, at CBJ 1		
2/17	at STL 5, CBJ 1	4/10	at STL 3, CBJ 1	4/5	at STL 2, CBJ 1 OT	4/3	STL 6, at CBJ 1	3/31	CBJ 5, at STL 2		
4/5	at STL 3, CBJ 0										
4/6	STL 4, at CBJ 1										
2013-14	(0-1-1)	2014-15	(2-0-0)								
12/14	STL 4, at CBJ 3 OT	2/6	at CBJ 7, STL 1								
1/4	at STL 6, CBJ 2	3/28	CBJ 4, at STL 2								

SHUTOUTS

CBJ	2	10/25/07, Leclaire 36 saves [3-0 at CBJ]; 11/4/07, Leclaire 21 saves [3-0 at CBJ]
STL	3	12/26/00, Johnson 24 saves [0-5 at STL]; 11/16/05, Sanford 36 saves [0-2 at CBJ]; 4/5/08, Legace 25 saves [0-3 at STL]

HAT TRICKS

CBJ	1	11/30/09, Umberger against Mason (2) and 1 EN [5-2 W at CBJ]
STL	0	None

PENALTY SHOTS

CBJ	0	None
STL	1	12/16/03, Demitra unsuccessful against Denis [1-2 OTL at STL]



SAN JOSE SHARKS

@SanJoseSharks

SAP Center at San Jose / 525 W. Santa Clara St. / San Jose, CA 95113
sharks.nhl.com / p: 408.287.7070 / f: 408.999.5797



JOE PAVELSKI

DIRECTORY

First Season: 1991-92
Home Ice: SAP Center at San Jose
Capacity: 17,562 (opened in 1993)
Playoff Appearances: 17 (most recent, 2013-14)
Stanley Cup Titles: None
General Manager: Doug Wilson
Head Coach: Peter DeBoer
Assistant Coaches: Bob Boughner, Johan Hedberg
Public Relations Contact: Scott Emmert

TV Play-By-Play: Randy Hahn
TV Color Analyst: Jamie Baker
Radio Play-By-Play: Dan Rusanowsky
Radio Color Analyst: Bret Hedican

2015-16 SCHEDULE

DATE	HOME/AWAY	START (ET)
Nov. 3, 2015	at SJS	10:30 PM
Nov. 22, 2015	at CBJ	5:00 PM

2014-15 SEASON

Record: 40-33-9, 89 pts.
Home: 19-17-5, 43 pts.
Away: 21-16-4, 46 pts.
Playoffs: Did not qualify

LEADERS

Points: Joe Pavelski, 70
Goals: Joe Pavelski, 37
Assists: Joe Thornton, 49
+/-: Joe Pavelski & Marc-Edouard Vlasic, 12
Def. Points: Brent Burns, 60
Goaltending: Antti Niemi, 31-23-7, 2.59 GAA

2014-15 RESULTS (2-0-0)

DATE	RESULT	ATTN	W/L GOALTENDERS	GW GOAL
Oct. 23, 2014	CBJ 5 at SJS 4	17,562	Sergei Bobrovsky / Antti Niemi	Mark Letestu
Nov. 15, 2014	at CBJ 2, SJS 1	15,950	Sergei Bobrovsky / Antti Niemi	Cam Atkinson

GOALS BY PERIOD	1ST	2ND	3RD	OT	TOTAL	SHOTS BY PERIOD	1ST	2ND	3RD	OT	TOTAL
Columbus	1	4	2	0	7	Columbus	15	20	21	0	56
San Jose	2	1	2	0	5	San Jose	27	19	28	0	74

POWER PLAY	GOALS	ATTEMPTS	PCT	PENALTY KILLING	KILLS	ATTEMPTS	PCT
Columbus	2	8	25.0	Columbus	7	8	87.5
San Jose	1	8	12.5	San Jose	6	8	75.0

COLUMBUS	GP	G	A	TP	+/-	PM	PP	SH	S	PCT	SAN JOSE	GP	G	A	TP	+/-	PM	PP	SH	S	PCT
Hartnell	2	0	4	4	1	2	0	0	5	0.0	Pavelski	2	3	0	3	3	0	1	0	9	33.3
Johansen	2	2	0	2	0	0	0	0	9	22.2	Couture	2	1	1	2	-1	0	0	0	7	14.3
Letestu	1	2	0	2	2	0	0	1	4	50.0	Thornton	2	0	2	2	0	0	0	0	5	0.0
Savard	2	1	1	2	2	0	0	0	6	16.7	Burish	2	1	0	1	-1	0	0	0	2	50.0
Foligno	2	1	1	2	2	2	1	0	6	16.7	Demers	2	0	1	1	0	2	0	0	4	0.0

GOALTENDING

COLUMBUS	GP	MIN	GA	GAA	SO	W	L	OTL	SA	SV%	SAN JOSE	GP	MIN	GA	GAA	SO	W	L	OTL	SA	SV%
Bobrovsky	2	119	5	2.52	0	2	0	0	74	.932	Niemi	2	118	7	3.57	0	0	2	0	56	.875

COLUMBUS VS. SAN JOSE ALL-TIME

SEASON	W-L-T/O	HOME	AWAY	GF-GA	SF-SA	PP	PK	PIM
2000-01	1-2-0-1	1-1-0-0	0-1-0-1	9-10	110-125	2-of-23	17-of-20	54-58
2001-02	1-3-0-0	1-1-0-0	0-2-0-0	11-19	109-107	6-of-22	9-of-16	67-69
2002-03	1-3-0-0	1-1-0-0	0-2-0-0	7-14	111-136	3-of-21	16-of-20	105-86
2003-04	1-2-0-1	0-1-0-1	1-1-0-0	6-9	101-153	2-of-17	14-of-15	50-52
2005-06	2-2-0	2-0-0	0-2-0	12-12	106-130	4-of-19	22-of-25	54-46
2006-07	1-3-0	1-1-0	0-2-0	5-11	96-118	3-of-22	20-of-27	72-62
2007-08	1-2-1	1-1-0	0-1-1	7-10	92-90	2-of-14	12-of-15	46-44
2008-09	2-2-0	2-0-0	0-2-0	9-11	116-125	2-of-12	14-of-18	58-46
2009-10	1-2-1	1-0-1	0-2-0	9-10	98-150	2-of-12	15-of-17	61-61
2010-11	2-2-0	0-2-0	2-0-0	10-8	128-130	5-of-19	18-of-22	63-57
2011-12	1-3-0	1-1-0	0-2-0	8-13	115-156	3-of-10	13-of-17	91-91
2012-13	3-0-0	2-0-0	1-0-0	14-5	88-92	3-of-8	4-of-6	26-28
2013-14	0-1-1	0-0-1	0-1-0	5-6	59-74	0-of-7	7-of-8	16-14
2014-15	2-0-0	1-0-0	1-0-0	7-5	56-74	2-of-8	7-of-8	21-21
TOTAL	19-27-0-5	14-9-0-3	5-18-0-2	119-143	1385-1660	39-of-214	188-of-234	784-735

	OVERALL	AT CBJ	AT SJS
Current Streak:	2-0-1 since 3/13/14	4-0-1 since 2/21/12	1-0-0 since 10/23/14
Last 10 Games:	6-3-1	5-3-2	4-6-0
Last Win:	11/15/14, 2-1 at CBJ	11/15/14, 2-1	10/23/14, 5-4
Last Regulation Loss:	2/7/14, 2-3 at SJS	1/14/12, 1-2	2/7/14, 2-3
Most Lopsided Win:	4, 3x (4/9/13 most recent, 4-0 at CBJ)	4, 3x (4/19/13 most recent, 4-0)	3, 11/20/10 (3-0)
Most Lopsided Loss:	8, 3/30/02 (2-10 at SJ)	3, 10/23/06 (0-3)	8, 3/30/02 (2-10)
Last Tie:	None	None	None
Last OT Game:	3/13/14, 3-4 SOL at CBJ	3/13/14, 3-4 SOL	10/9/10, 3-2 OTW
OT Record (W-L-T):	4-5-0	2-3-0	2-2-0
Most Goals Scored:	6, 3x (2/11/13 most recent, 6-2 W at CBJ)	6, 3x (2/11/13 most recent, 6-2 W)	5, 10/23/14 (5-4 W)
Most Goals Allowed:	10, 3/30/02 (2-10 L at SJS)	5, 2x (10/25/02 most recent, 4-5 L)	10, 3/30/02 (2-10 L)
Most Goals, Both Teams:	12, 3/30/02 (2-10 L at SJS)	9, 2x (2/21/12 most recent, 6-3 W)	12, 3/30/02 (2-10 L)
Longest Win Streak:	4, 2/21/12 - 4/21/13	3, 2/21/12 - 4/9/13	2, 10/9/10 - 11/20/10
Longest Pts. Streak:	4, 2/21/12 - 4/21/13 (4-0-0-0)	5, 2/21/12 - current (4-0-0-1)	2, 10/9/10 - 11/20/10 (2-0-0-0)
Longest Pointless Streak:	4, 2x, 2/9/11 - 1/31/12, most recent	3, 10/8/10 - 1/14/12	6, 2/23/04 - 1/5/08
Longest Winless Streak:	5, 1/5/08 - 12/4/08 (0-4-0-1)	3, 10/8/10 - 1/14/12 (0-3-0-0)	11, 2/23/04 - 3/6/10 (0-10-0-1)

ALL-TIME RESULTS

2000-01	(1-2-0-1)	2001-02	(1-3-0-0)	2002-03	(1-3-0-0)	2003-04	(1-2-0-1)	2005-06	(2-2-0)	2006-07	(1-3-0)
10/25	SJS 3, at CBJ 1	10/27	at SJS 2, CBJ 0	10/25	SJS 5, at CBJ 4	12/31	SJS 1, at CBJ 0	10/12	at SJS 4, CBJ 1	10/23	SJS 3, at CBJ 0
11/9	at CBJ 5, SJS 2	1/24	at CBJ 6, SJS 2	12/6	at SJS 3, CBJ 2	1/8	CBJ 3, at SJS 2 OT	10/21	at CBJ 4, SJS 1	1/6	at SJS 5, CBJ 2
12/14	at SJS 2, CBJ 1	3/30	at SJS 10, CBJ 2	2/12	at CBJ 1, SJS 0	2/14	SJS 2, at CBJ 1 OT	1/5	at SJS 6, CBJ 3	2/16	at CBJ 3, SJS 0
2/20	at SJS 3, CBJ 2 OT	4/10	SJS 5, at CBJ 3	2/21	at SJS 6, CBJ 0	2/23	at SJS 4, CBJ 2	3/28	at CBJ 4, SJS 1	3/16	at SJS 3, CBJ 0
2007-08	(1-2-1)	2008-09	(2-2-0)	2009-10	(1-2-1)	2010-11	(2-2-0)	2011-12	(1-3-0)	2012-13	(3-0-0)
10/27	at CBJ 2, SJS 1	10/14	at SJS 5, CBJ 2	10/8	at SJS 6, CBJ 3	*10/8	SJS 3, at CBJ 2	1/5	at SJS 2, CBJ 1	2/11	at CBJ 6, SJS 2
1/5	at SJS 3, CBJ 2	12/4	at SJS 3, CBJ 2	11/4	SJS 3, at CBJ 2 SO	*10/9	CBJ 3, at SJS 2 OT	1/14	SJS 2, at CBJ 1	4/9	at CBJ 4, SJS 0
2/8	at SJS 2, CBJ 1 OT	12/17	at CBJ 2, SJS 1 OT	2/10	at CBJ 3, SJS 0	11/20	CBJ 3, at SJS 0	1/31	at SJS 6, CBJ 0	4/21	CBJ 4, at SJS 3
2/27	SJS 4, at CBJ 2	2/7	at CBJ 3, SJS 2 OT	3/6	at SJS 2, CBJ 1	2/9	SJS 3, at CBJ 2	2/21	at CBJ 6, SJS 3		
2013-14	(0-1-1)	2014-15	(2-0-0)								
2/7	at SJS 3, CBJ 2	10/23	CBJ 5, at SJS 4								
3/13	SJS 4 at CBJ 3 (SO)	11/15	at CBJ 2, SJS 1								

SHUTOUTS

CBJ	5	2/12/03, Denis 38 saves (1-0 at CBJ); 2/16/07, Norrena 29 saves (3-0 at CBJ); 2/10/10, Mason 40 saves (3-0 at CBJ); 11/20/10, Garon 35 saves (3-0 at SJS); 4/9/13, Bobrovsky 30 saves (4-0 at CBJ)
SJ	6	10/27/01, Nabokov 16 saves (0-2 at SJS); 2/21/03, Nabokov 29 saves (0-6 at SJS); 12/31/03, Nabokov 26 saves (0-1 at CBJ); 10/23/06, Toskala 23 saves (0-3 at CBJ); 3/16/07, Toskala 35 saves (0-3 at SJS); 1/31/12, Niemi 30 saves (0-6 at SJS)

HAT TRICKS

CBJ	3	1/24/02, Knutsen against Nabokov (2) and Kiprusoff (1) (6-2 W at CBJ); 11/20/10, Nash against Nittymaki (2) and 1 EN (3-0 W at SJS); 2/21/12, Carter against Niemi (2) and Greiss (1) (6-3 W at CBJ)
SJ	3	1/5/06, Cheechoo against Denis (3) (3-6 L at SJS); 1/6/07, Clowe against Norrena (3) (2-5 L at SJS); 10/8/09, Heatley against Mason (2) and Garon (1) (3-6 L at SJS)

PENALTY SHOTS

CBJ	2	11/9/00, Kron unsuccessful against Shields (5-2 W at CBJ); 2/8/08, Nash unsuccessful against Nabokov (1-2 OTL at SJS)
SJ	2	2/23/04, Cheechoo goal against Leclaire (2-4 L at SJS); 10/8/09, Heatley goal against Garon (3-6 L at SJS)



TAMPA BAY LIGHTNING

@TBLLightning

Amalie Arena / 401 Channelside Dr. / Tampa, FL 33602
lightning.nhl.com / p: 813.301.6500 / f: 813.301.1480



STEVEN STAMKOS

DIRECTORY

First Season: 1992-93
Home Ice: Amalie Arena
Capacity: 19,204 (opened in 1995)
Playoff Appearances: 8 (most recent, 2014-15)
Stanley Cup Titles: 1 (2004)
Chairman and Governor: Jeff Vinik
VP and General Manager: Steve Yzerman
Head Coach: Jon Cooper
Associate Coach: Rick Bowness
Assistant Coaches:
Steve Thomas, Brad Lauer
Public Relations Contact: Brian Breseman

TV Play-By-Play: Rick Peckham
TV Color Analyst: Brian Engblom
Radio Play-By-Play: Dave Mishkin
Radio Color Analyst: Phil Esposito

2015-16 SCHEDULE

DATE	HOME/AWAY	START (ET)
Dec. 14, 2015	at CBJ	7:00 PM
Dec. 26, 2015	at TBL	7:00 PM
Mar. 13, 2016	at CBJ	3:00 PM

2014-15 SEASON

Record: 50-24-8, 108 pts.
Home: 32-8-1, 65 pts.
Away: 18-16-7, 43 pts.
Playoffs: Lost 4-2 (CHI) in Stanley Cup Final

LEADERS

Points: Steven Stamkos & Tyler Johnson, 72
Goals: Steven Stamkos, 43
Assists: Ondrej Palat, 47
+/-: Nikita Kucherov, 38
Def. Points: Anton Stralman, 39
Goaltending: Ben Bishop, 40-13-5, 2.32 GAA

2014-15 RESULTS (1-2-0)

DATE	RESULT	ATTN	W/L GOALTENDERS	GW GOAL
Nov. 8, 2014	TBL 7 at CBJ 4	14,892	Evgeni Nabokov / Forsberg, McElhinney	Ryan Callahan
Dec. 6, 2014	CBJ 3 at TBL 1	17,467	Sergei Bobrovsky / Ben Bishop	David Savard
Jan. 31, 2015	at TBL 3, CBJ 1	18,477	Ben Bishop / Curtis McElhinney	Cedric Paquette

GOALS BY PERIOD	1ST	2ND	3RD	OT	TOTAL	SHOTS BY PERIOD	1ST	2ND	3RD	OT	TOTAL
Columbus	2	2	4	0	8	Columbus	20	31	36	0	87
Tampa Bay	5	2	4	0	11	Tampa Bay	37	41	28	0	106

POWER PLAY	GOALS	ATTEMPTS	PCT	PENALTY KILLING	KILLS	ATTEMPTS	PCT
Columbus	4	12	25.0	Columbus	7	9	77.8
Tampa Bay	2	9	22.2	Tampa Bay	8	12	66.7

COLUMBUS	GP	G	A	TP	+/-	PM	PP	SH	S	PCT	TAMPA BAY	GP	G	A	TP	+/-	PM	PP	SH	S	PCT
Johansen	3	2	1	3	-1	2	0	0	11	18.2	Drouin	3	0	4	4	2	2	0	0	3	0.0
Hartnell	3	2	1	3	0	4	2	0	7	28.6	Callahan	3	1	2	3	3	2	0	0	10	10.0
Wisniewski	3	0	3	3	-2	2	0	0	6	0.0	Johnson	3	2	0	2	-1	0	1	0	13	15.4
Savard	3	1	1	2	-2	0	1	0	3	33.3	Paquette	3	2	0	2	1	0	0	0	7	28.6
Foligno	3	1	1	2	0	0	1	0	6	16.7	Brown	1	1	1	2	2	0	0	0	3	33.3

GOALTENDING

COLUMBUS	GP	MIN	GA	GAA	SO	W	L	OTL	SA	SV%	TAMPA BAY	GP	MIN	GA	GAA	SO	W	L	OTL	SA	SV%
Bobrovsky	1	60	1	1.00	0	1	0	0	34	.971	Nabokov	1	60	4	4.00	0	1	0	0	32	.875
Forsberg	1	20	4	12.00	0	0	0	0	15	.733	Bishop	2	116	4	2.06	0	1	1	0	55	.927
McElhinney	2	94	5	3.20	0	0	2	0	56	.911											

COLUMBUS VS. TAMPA BAY ALL-TIME

SEASON	W-L-T/O	HOME	AWAY	GF-GA	SF-SA	PP	PK	PIM
2000-01	1-1-0-0	1-0-0-0	0-1-0-0	4-5	52-60	1-of-12	9-of-12	28-24
2001-02	0-1-0-0	0-0-0-0	0-1-0-0	0-1	27-24	0-of-1	3-of-3	16-2
2002-03	0-0-1-0	0-0-1-0	0-0-0-0	2-2	26-27	1-of-8	5-of-6	12-16
2003-04	1-1-0-0	0-1-0-0	1-0-0-0	2-1	35-65	0-of-5	3-of-3	8-12
2005-06	0-1-0	0-0-0	0-1-0	2-4	24-39	1-of-3	6-of-6	12-6
2006-07	DID NOT PLAY							
2007-08	1-0-0	1-0-0	0-0-0	5-3	25-27	1-of-4	7-of-7	24-18
2008-09	0-0-1	0-0-0	0-0-1	1-2	34-17	0-of-3	0-of-1	2-6
2009-10	1-0-0	1-0-0	0-0-0	3-2	25-18	1-of-6	3-of-4	18-22
2010-11	0-0-1	0-0-0	0-0-1	2-2	30-22	0-of-4	3-of-4	8-6
2011-12	0-2-0	0-1-0	0-1-0	4-7	52-59	1-of-7	6-of-7	14-14
2012-13	DID NOT PLAY							
2013-14	2-1-0	2-0-0	0-1-0	6-5	87-76	3-of-10	7-of-9	20-22
2014-15	1-2-0	0-1-0	1-1-0	8-11	87-106	4-of-12	7-of-9	30-32
TOTAL	7-9-1-2	5-3-1-0	2-6-0-2	39-45	504-540	13-of-75	59-of-71	192-180

	OVERALL	AT CBJ	AT TBL
Current Streak:	0-1-0 since 1/31/15	0-1-0 since 11/8/14	0-1-0 since 1/31/15
Last 10 Games:	4-5-1	5-3-1	2-6-2
Last Win:	12/6/14, 3-1 at TBL	1/13/14, 3-2	12/6/14, 3-1
Last Regulation Loss:	1/31/15, 1-3 at TBL	11/8/14, 4-7	1/31/15, 1-3
Most Lopsided Win:	2, 4x (12/6/14 most recent, 3-1 at TBL)	2, 2x (3/9/08 most recent, 5-3)	2, 2x (12/6/14 most recent, 3-1)
Most Lopsided Loss:	3, 2x (11/8/14 most recent, 4-7 at CBJ)	3, 11/8/14 (4-7)	3, 3/10/01 (1-4)
Last Tie:	10/23/02, 2-2 at CBJ	10/23/02, 2-2	None
Last OT Game:	1/18/11, 2-3 SOL at TBL	10/23/02, 2-2 T	1/18/11, 2-3 SOL
OT Record (W-L-T):	0-2-1	0-0-1	0-2-0
Most Goals Scored:	5, 3/9/08 (5-3 W at CBJ)	5, 3/9/08 (5-3 W)	3, 12/6/14 (3-1 W)
Most Goals Allowed:	7, 11/8/14 (4-7 L at CBJ)	7, 11/8/14 (4-7 L)	4, 3x (1/24/12 most recent, 2-4 L)
Most Goals, Both Teams:	11, 11/8/14 (4-7 L at CBJ)	11, 11/8/14 (4-7 L)	6, 2x (1/24/12 most recent, 2-4 L)
Longest Win Streak:	2, 12/3/13 - 1/13/14	2, 2x, 12/3/13 - 1/13/14, most recent	1, 2x, 12/6/14, most recent
Longest Pts. Streak:	4, 3/9/08 - 1/18/11 (2-0-0-2)	2, 3x, 12/3/13 - 1/13/14, most recent (2-0-0-0)	2, 3/24/09 - 1/18/11 (0-0-0-2)
Longest Pointless Streak:	2, 3x, 4/11/14 - 11/8/14	1, 3x, 11/8/14 - current, most recent	2, 2x, 1/24/12 - 4/11/14, most recent
Longest Winless Streak:	4, 3/10/01 - 10/23/03 (0-3-1-0)	2, 10/23/02 - 10/23/03 (0-1-1-0)	5, 1/13/06 - 4/11/14 (0-3-0-2)

ALL-TIME RESULTS

2000-01	(1-1-0-0)	2001-02	(0-1-0-0)	2002-03	(0-0-1-0)	2003-04	(1-1-0-0)	2005-06	(0-1-0)	2006-07	(0-0-0)
1/21	at CBJ 3, TBL 1	12/6	at TBL 1, CBJ 0	10/23	at CBJ 2, TBL 2 OT	10/23	TBL 1, at CBJ 0	1/13	at TBL 4, CBJ 2	DID NOT PLAY	
3/10	at TBL 4, TBL 1					1/2	CBJ 2, at TBL 0				
2007-08	(1-0-0)	2008-09	(0-0-1)	2009-10	(1-0-0)	2010-11	(0-0-1)	2011-12	(0-2-0)	2012-13	(0-0-0)
3/9	at CBJ 5, TBL 3	3/24	at TBL 2, CBJ 1 OT	3/30	at CBJ 3, TBL 2	1/18	at TBL 3, CBJ 2 SO	12/17	TBL 3, at CBJ 2	DID NOT PLAY	
								1/24	at TBL 4, CBJ 2		
2013-14	(2-1-0)	2014-15	(1-2-0)								
12/3	at CBJ 1, TBL 0	11/8	TBL 7, at CBJ 4								
1/13	at CBJ 3, TBL 2	12/6	CBJ 3, at TBL 1								
4/11	at TBL 3, CBJ 2	1/31	at TBL 3, CBJ 1								

SHUTOUTS

CBJ	2	1/2/04, Denis 37 saves (2-0 at TBL); 12/3/13, Bobrovsky/McElhinney 26 saves (1-0 at CBJ)
TBL	2	12/6/01, Khabibulin 27 saves (0-1 at TBL); 10/23/03, Grahame 20 saves (0-1 at CBJ)

HAT TRICKS

CBJ	0	None
TB	0	None

PENALTY SHOTS

CBJ	0	None
TB	2	3/9/08, Lecavalier goal against Leclaire (5-3 W at CBJ); 11/8/14, Kucherov unsuccessful against Forsberg (4-7 L at CBJ)



TORONTO MAPLE LEAFS

@MapleLeafs

Air Canada Centre / 40 Bay St. / Toronto, ON M5J 2X2
mapleleafs.nhl.com / p: 416.815.5700 / f: 416.359.9331



JAMES VAN RIEMSDYK

DIRECTORY

First Season: 1917-18
Home Ice: Air Canada Centre
Capacity: 18,819 (opened in 1999)
Playoff Appearances: 65 (most recent, 2012-13)
Stanley Cup Titles: 13 (most recent, 1967)
President: Brendan Shanahan
General Manager: Lou Lamoriello
Head Coach: Mike Babcock
Assistant Coaches:
Jim Hiller, D.J. Smith, Andrew Brewer
Public Relations Contact: Steve Keogh

TV Play-By-Play:

Jim Hughson / Dave Randorf / Paul Romanuk

TV Color Analyst: Greg Millen / Craig Simpson

Radio Play-By-Play: Joe Bowen

Radio Color Analyst: Jim Ralph

2015-16 SCHEDULE

DATE	HOME/AWAY	START (ET)
Oct. 16, 2015	at CBJ	7:00 PM
Jan. 13, 2016	at TOR	7:00 PM
Apr. 6, 2016	at TOR	7:00 PM

2014-15 SEASON

Record: 30-44-8, 68 pts.
Home: 22-17-2, 46 pts.
Away: 8-27-6, 22 pts.
Playoffs: Did not qualify

LEADERS

Points: Phil Kessel, 61
Goals: James van Riemsdyk, 27
Assists: Phil Kessel, 36
+/-: Daniel Winnik, 15
Def. Points: Cody Franson, 32
Goaltending: Jonathan Bernier, 21-28-7, 2.87 GAA

2014-15 RESULTS (1-2-0)

DATE	RESULT	ATTN	W/L GOALTENDERS	GW GOAL
Oct. 31, 2014	TOR 4 at CBJ 1	14,479	Jonathan Bernier / Curtis McElhinney	David Clarkson
Jan. 9, 2015	at TOR 5, CBJ 2	18,965	Jonathan Bernier / Sergei Bobrovsky	Phil Kessel
Apr. 8, 2015	at CBJ 5, TOR 0	15,631	Sergei Bobrovsky / Reimer, Bernier	Artem Anisimov

GOALS BY PERIOD	1ST	2ND	3RD	OT	TOTAL	SHOTS BY PERIOD	1ST	2ND	3RD	OT	TOTAL
Columbus	4	3	1	0	8	Columbus	31	26	25	0	82
Toronto	5	1	3	0	9	Toronto	34	37	23	0	94

POWER PLAY	GOALS	ATTEMPTS	PCT	PENALTY KILLING	KILLS	ATTEMPTS	PCT
Columbus	3	8	37.5	Columbus	7	10	70.0
Toronto	3	10	30.0	Toronto	5	8	62.5

COLUMBUS	GP	G	A	TP	+/-	PM	PP	SH	S	PCT	TORONTO	GP	G	A	TP	+/-	PM	PP	SH	S	PCT
Johansen	3	2	2	4	0	0	1	0	10	20.0	Winnik	2	2	3	5	6	2	0	0	4	50.0
Hartnell	3	1	1	2	0	0	0	0	9	11.1	Kessel	3	2	3	5	4	0	1	0	15	13.3
Johnson	3	0	2	2	0	2	0	0	2	0.0	Van Riemsdyk	3	2	1	3	-1	2	1	0	9	22.2
Dubinsky	2	0	2	2	-2	0	0	0	1	0.0	Bozak	3	1	1	2	2	0	0	0	8	12.5
Foligno	3	0	2	2	0	2	0	0	7	0.0	Kadri	3	1	1	2	1	0	0	0	11	9.1

GOALTENDING

COLUMBUS	GP	MIN	GA	GAA	SO	W	L	OTL	SA	SV%	TORONTO	GP	MIN	GA	GAA	SO	W	L	OTL	SA	SV%
Bobrovsky	2	119	4	2.02	1	1	1	0	66	.939	Bernier	3	156	4	1.54	0	2	0	0	62	.935
McElhinney	1	60	4	4.00	0	0	1	0	27	.852	Reimer	1	24	4	10.21	0	0	1	0	20	.800

COLUMBUS VS. TORONTO ALL-TIME

SEASON	W-L-T/O	HOME	AWAY	GF-GA	SF-SA	PP	PK	PIM
2000-01	0-0-1-0	0-0-0-0	0-0-1-0	2-2	24-29	0-of-4	5-of-6	19-15
2001-02	0-1-0-0	0-0-0-0	0-1-0-0	1-4	30-34	0-of-3	5-of-5	22-18
2002-03	1-0-0-0	1-0-0-0	0-0-0-0	4-3	32-32	2-of-9	4-of-5	22-40
2003-04	0-1-0-0	0-0-0-0	0-1-0-0	1-4	19-28	0-of-3	3-of-5	12-8
2005-06	DID NOT PLAY							
2006-07	0-1-0	0-1-0	0-0-0	2-4	25-27	0-of-7	3-of-4	10-16
2007-08	0-1-0	0-0-0	0-1-0	1-3	27-25	0-of-4	4-of-5	10-8
2008-09	1-0-0	0-0-0	1-0-0	3-3	34-35	0-of-2	4-of-5	15-9
2009-10	0-1-0	0-1-0	0-0-0	3-6	36-25	2-of-5	3-of-3	13-17
2010-11	1-0-0	0-0-0	1-0-0	3-2	32-22	1-of-2	0-of-1	2-4
2011-12	0-1-0	0-1-0	0-0-0	1-4	39-18	0-of-4	2-of-2	4-8
2012-13	DID NOT PLAY							
2013-14	3-0-0	1-0-0	2-0-0	13-3	91-72	3-of-11	6-of-6	26-36
2014-15	1-2-0	1-1-0	0-1-0	8-9	82-94	3-of-8	7-of-10	16-16
TOTAL	7-8-1-0	3-4-0-0	4-4-1-0	42-47	471-441	11-of-62	46-of-57	171-195

	OVERALL	AT CBJ	AT TOR
Current Streak:	1-0-0 since 4/8/15	1-0-0 since 4/8/15	0-1-0 since 1/9/15
Last 10 Games:	6-4-0	3-4-0	4-4-1
Last Win:	4/8/15, 5-0 at CBJ	4/8/15, 5-0	3/3/14, 2-1
Last Regulation Loss:	1/9/15, 2-5 at TOR	10/31/14, 1-4	1/9/15, 2-5
Most Lopsided Win:	6, 11/25/13 (6-0 at TOR)	5, 4/8/15 (5-0)	6, 11/25/13 (6-0)
Most Lopsided Loss:	3, 6x (1/9/15 most recent, 2-5 at TOR)	3, 3x (10/31/14 most recent, 1-4)	3, 3x (1/9/15 most recent, 2-5)
Last Tie:	2/14/01, 2-2 at TOR	None	2/14/01, 2-2
Last OT Game:	2/19/09, 4-3 SOW at TOR	3/20/03, 4-3 OTW	2/19/09, 4-3 SOW
OT Record (W-L-T):	2-0-1	1-0-0	1-0-1
Most Goals Scored:	6, 11/25/13, 6-0 W at TOR	5, 2x (4/8/15 most recent, 5-0 W)	6, 11/25/13, 6-0 W
Most Goals Allowed:	6, 12/3/09 (3-6 L at CBJ)	6, 12/3/09 (3-6 L)	5, 1/9/15 (2-5 L)
Most Goals, Both Teams:	9, 12/3/09 (3-6 L at CBJ)	9, 12/3/09 (3-6 L)	7, 2x (1/9/15 most recent, 2-5 L)
Longest Win Streak:	3, 10/25/13 - 3/3/14	1, 3x, 4/8/15 - current, most recent	4, 2/19/09 - 3/3/14
Longest Pts. Streak:	3, 10/25/13 - 3/3/14 (3-0-0-0)	1, 3x, 4/8/15 - current, most recent (1-0-0-0)	4, 2/19/09 - 3/3/14 (4-0-0-0)
Longest Losing Streak:	3, 2/12/04 - 2/19/08	3, 10/20/06 - 11/3/11	3, 4/8/02 - 2/19/08
Longest Pointless Streak:	3, 2/12/04 - 2/19/08 (0-3-0-0)	3, 10/20/06 - 11/3/11 (0-3-0-0)	4, 2/14/01 - 2/19/08 (0-3-1-0)

ALL-TIME RESULTS

2000-01	(0-0-1-0)	2001-02	(0-1-0-0)	2002-03	(1-0-0-0)	2003-04	(0-1-0-0)	2005-06	(0-0-0)	2006-07	(0-1-0)
2/14	CBJ 2, at TOR 2 OT	4/8	at TOR 4, CBJ 1	3/20	at CBJ 4, TOR 3 OT	2/12	at TOR 4, CBJ 1	DID NOT PLAY		10/20	TOR 4, at CBJ 2
2007-08	(0-1-0)	2008-09	(1-0-0)	2009-10	(0-1-0)	2010-11	(1-0-0)	2011-12	(0-1-0)	2012-13	(0-0-0)
2/19	at TOR 3, CBJ 1	2/19	CBJ 4, at TOR 3 SO	12/3	TOR 6, at CBJ 3	12/30	CBJ 3, at TOR 2	11/3	TOR 4, at CBJ 1	DID NOT PLAY	
2013-14	(3-0-0)	2014-15	(1-2-0)								
10/25	at CBJ 5, TOR 2	10/31	TOR 4, at CBJ 1								
11/25	CBJ 6, at TOR 0	1/9	at TOR 5, CBJ 2								
3/3	CBJ 2, at TOR 1	4/8	at CBJ 5, TOR 0								

SHUTOUTS

CBJ	2	11/25/13, Bobrovsky 18 saves (6-0 at TOR); 4/8/15, Bobrovsky 35 Saves (5-0 at CBJ)
TOR	0	None

HAT TRICKS

CBJ	1	10/27/02, Wright against Kidd (3) (4-3 OTW at CBJ)
TOR	0	None

PENALTY SHOTS

CBJ	0	None
TOR	0	None



VANCOUVER CANUCKS

@VanCanucks

Rogers Arena / 800 Griffiths Way / Vancouver, BC V6B 6G1
canucks.nhl.com / p: 604.899.4600 / f: 604.899.7401



HENRIK SEDIN

DIRECTORY

First Season: 1970-71
Home Ice: Rogers Arena
Capacity: 18,910 (opened in 1995)
Playoff Appearances: 27 (most recent, 2014-15)
Stanley Cup Titles: None
President: Trevor Linden
General Manager: Jim Benning
Head Coach: Willie Desjardins
Assistant Coaches:
Glen Gulutzan, Doug Lidster, Perry Pearn
Public Relations Contact: Ben Brown
TV Play-By-Play: John Shorthouse
TV Color Analyst: John Garrett
Radio Play-By-Play: Jon Abbott
Radio Color Analyst: Dave Tomlinson

2015-16 SCHEDULE

DATE	HOME/AWAY	START (ET)
Nov. 10, 2015	at CBJ	7:00 PM
Feb. 4, 2016	at VAN	10:00 PM

2014-15 SEASON

Record: 48-29-5, 101 pts.
Home: 24-15-2, 50 pts.
Away: 24-14-3, 51 pts.
Playoffs: Lost 4-2 (CGY) in First Round

LEADERS

Points: Daniel Sedin, 76
Goals: Radim Vrbata, 31
Assists: Daniel Sedin, 39
+/-: Alexander Edler, 13
Def. Points: Alexander Edler, 31
Goaltending: Ryan Miller, 29-15-1, 2.53 GAA

2014-15 RESULTS (1-1-0)

DATE	RESULT	ATTN	W/L GOALTENDERS	GWG GOAL
Nov. 28, 2014	VAN 5 at CBJ 0	14,121	Ryan Miller / Sergei Bobrovsky	Chris Higgins
Mar. 19, 2015	CBJ 6 at VAN 2	18,668	Sergei Bobrovsky / Lack, Markstrom	Cam Atkinson

GOALS BY PERIOD	1ST	2ND	3RD	OT	TOTAL	SHOTS BY PERIOD	1ST	2ND	3RD	OT	TOTAL
Columbus	0	3	3	0	6	Columbus	18	22	24	0	64
Vancouver	0	3	4	0	7	Vancouver	29	20	21	0	70

POWER PLAY	GOALS	ATTEMPTS	PCT	PENALTY KILLING	KILLS	ATTEMPTS	PCT
Columbus	1	4	25.0	Columbus	4	4	100.0
Vancouver	0	4	0.0	Vancouver	3	4	75.0

COLUMBUS	GP	G	A	TP	+/-	PM	PP	SH	S	PCT	VANCOUVER	GP	G	A	TP	+/-	PM	PP	SH	S	PCT
Dano	1	2	1	3	3	0	0	0	3	66.7	Bonino	2	0	3	3	1	0	0	0	2	0.0
Wennberg	2	1	1	2	3	0	0	0	3	33.3	Burrows	2	1	1	2	1	0	0	0	4	25.0
Atkinson	2	1	0	1	-4	0	1	0	6	16.7	Richardson	1	1	1	2	2	0	0	0	1	100.0
Bourque	1	1	0	1	0	0	0	0	8	12.5	Higgins	2	1	1	2	0	0	0	0	4	25.0
Hartnell	2	1	0	1	3	4	0	0	5	20.0	D. Sedin	2	1	1	2	0	0	0	0	6	16.7

GOALTENDING

COLUMBUS	GP	MIN	GA	GAA	SO	W	L	OTL	SA	SV%	VANCOUVER	GP	MIN	GA	GAA	SO	W	L	OTL	SA	SV%
Bobrovsky	2	120	6	3.00	0	1	1	0	69	.913	Miller	1	60	0	0.00	1	1	0	0	31	1.000
											Markstrom	1	10	0	0.00	0	0	0	0	2	1.000
											Lack	1	49	5	6.06	0	0	1	0	30	.833

COLUMBUS VS. VANCOUVER ALL-TIME

SEASON	W-L-T/O	HOME	AWAY	GF-GA	SF-SA	PP	PK	PIM
2000-01	0-3-1-0	0-1-1-0	0-2-0-0	8-15	114-116	1-of-19	8-of-12	45-47
2001-02	0-3-0-1	0-2-0-0	0-1-0-1	7-15	98-136	1-of-19	13-of-17	70-64
2002-03	2-1-1-0	1-0-1-0	1-1-0-0	14-17	114-133	7-of-26	17-of-22	89-98
2003-04	2-2-0-0	1-1-0-0	1-1-0-0	11-16	100-112	2-of-18	13-of-14	61-71
2005-06	1-3-0	1-1-0	0-2-0	15-20	124-130	8-of-30	17-of-28	84-80
2006-07	2-1-1	1-0-1	1-1-0	7-8	94-147	4-of-21	14-of-18	49-53
2007-08	2-2-0	1-1-0	1-1-0	7-10	116-90	3-of-25	15-of-17	70-86
2008-09	3-1-0	2-0-0	1-1-0	13-12	109-117	3-of-19	12-of-17	90-84
2009-10	1-2-1	0-1-1	1-1-0	14-18	121-133	1-of-16	12-of-15	34-38
2010-11	0-2-2	0-2-0	0-0-2	7-15	128-110	1-of-13	13-of-17	40-32
2011-12	1-3-0	1-1-0	0-2-0	7-12	139-129	1-of-13	10-of-13	30-30
2012-13	1-0-2	1-0-1	0-0-1	3-2	71-107	0-of-7	6-of-6	12-14
2013-14	1-1-0	1-0-0	0-1-0	5-7	45-73	0-of-10	6-of-7	23-29
2014-15	1-1-0	0-1-0	1-0-0	6-7	64-70	1-of-4	4-of-4	13-13
TOTAL	17-25-2-7	10-11-2-3	7-14-0-4	124-174	1437-1603	33-of-240	160-of-207	710-739

	OVERALL	AT CBJ	AT VAN
Current Streak:	1-0-0 since 3/19/15	0-1-0 since 11/28/14	1-0-0 since 3/19/15
Last 10 Games:	4-4-2	3-5-2	2-5-3
Last Win:	3/19/15, 6-2 at VAN	10/20/13, 3-1	3/19/15, 6-2
Last Regulation Loss:	11/28/14, 0-5 at CBJ	11/28/14, 0-5	11/22/13, 2-6
Most Lopsided Win:	4, 3/19/15 (6-2 at VAN)	2, 2x (10/20/13 most recent, 3-1)	4, 3/19/15 (6-2)
Most Lopsided Loss:	5, 3x (11/28/14 most recent, 0-5 at CBJ)	5, 2x (11/28/14 most recent, 0-5)	5, 2/23/03 (2-7)
Last Tie:	2/5/03, 4-4 at CBJ	2/5/03, 4-4	None
Last OT Game:	3/26/13, 0-1 SOL at VAN	3/12/13, 1-2 SOL	3/26/13, 0-1 SOL
OT Record (W-L-T):	6-7-2	3-3-2	3-4-0
Most Goals Scored:	6, 3x (3/19/15 most recent, 6-2 W at VAN)	6, 1/24/06 (6-5 W)	6, 2x (3/19/15 most recent, 6-2 W)
Most Goals Allowed:	7, 4x (12/23/10 most recent, 3-7 L at CBJ)	7, 12/23/10 (3-7 L)	7, 3x (1/5/10 most recent, 3-7 L)
Most Goals, Both Teams:	11, 3x (1/18/09 most recent, 6-5 SOW at VAN)	11, 1/24/06 (6-5 W)	11, 2x (1/18/09 most recent, 6-5 SOW)
Longest Win Streak:	5, 1/15/08 - 1/18/09	3, 1/15/08 - 12/1/08	2, 2/29/08 - 1/18/09
Longest Pts. Streak:	5, 1/15/08 - 1/18/09 (5-0-0-0)	4, 12/13/11 - 10/20/13 (3-0-0-1)	2, 3x, 12/15/10 - 3/1/11, most recent (0-0-0-2)
Longest Pointless Streak:	3, 3x, 3/27/11 - 11/29/11, most recent	3, 12/23/10 - 10/10/11	3, 2x, 11/4/05 - 11/28/06, most recent
Longest Winless Streak:	9, 1/5/10 - 11/29/11 (0-6-0-3)	5, 2x, 2/12/10 - 10/10/11 most recent (0-4-0-1)	7, 1/5/10 - 11/22/13 (0-4-0-3)

ALL-TIME RESULTS

2000-01	[0-3-1-0]	2001-02	[0-3-0-1]	2002-03	[2-1-1-0]	2003-04	[2-2-0-0]	2005-06	[1-3-0]	2006-07	[2-1-1]
11/19	VAN 6, at CBJ 1	10/30	at VAN 3, CBJ 1	1/10	CBJ 3, at VAN 2	10/13	at CBJ 3, VAN 2	11/4	at VAN 5, CBJ 3	10/6	VAN 3, at CBJ 2 OT
12/16	at VAN 4, CBJ 3	11/6	VAN 3, at CBJ 2	2/5	at CBJ 4, VAN 4 OT	10/28	at VAN 6, CBJ 3	1/24	at CBJ 6, VAN 5	11/28	at VAN 1, CBJ 0
1/6	at VAN 4, CBJ 3	3/14	VAN 5, at CBJ 1	2/23	at VAN 7, CBJ 2	3/6	VAN 4, at CBJ 0	2/6	at VAN 7, CBJ 4	12/22	at CBJ 3, VAN 2
3/21	at CBJ 1, VAN 1 OT	3/28	at VAN 4, CBJ 3 OT	3/6	at CBJ 5, VAN 4 OT	3/21	CBJ 5, at VAN 4	3/17	VAN 3, at CBJ 2	1/30	CBJ 3, at VAN 2 SO
2007-08	[2-2-0]	2008-09	[3-1-0]	2009-10	[1-2-1]	2010-11	[0-2-2]	2011-12	[1-3-0]	2012-13	[1-0-2]
10/21	VAN 4, at CBJ 1	10/21	at CBJ 4, VAN 2	10/5	CBJ 5, at VAN 3	12/15	at VAN 3, CBJ 2 OT	10/10	VAN 3, at CBJ 2	3/7	at CBJ 2, VAN 1 OT
11/29	at VAN 2, CBJ 0	12/1	at CBJ 3, VAN 2	1/5	at VAN 7, CBJ 3	12/23	VAN 7, at CBJ 3	11/29	at VAN 4, CBJ 1	3/12	VAN 2, at CBJ 1 SO
1/15	at CBJ 3, VAN 2	1/18	CBJ 6, at VAN 5 SO	2/12	VAN 4, at CBJ 3	3/1	at VAN 2, CBJ 1 SO	12/13	at CBJ 2, VAN 1 SO	3/26	at VAN 1, CBJ 0 SO
2/29	CBJ 3, at VAN 2 OT	3/1	at VAN 3, CBJ 1	3/2	VAN 4, at CBJ 3 OT	3/27	VAN 4, at CBJ 1	3/17	at VAN 4, CBJ 3		
2013-14	[1-1-0]	2014-15	[1-1-0]								
10/20	at CBJ 3, VAN 1	11/28	VAN 5, at CBJ 0								
11/22	at VAN 6, CBJ 2	3/19	CBJ 6, at VAN 2								

SHUTOUTS

CBJ	1	3/26/13, Bobrovsky 34 saves (0-1 SO at VAN)
VAN	5	3/6/04, Hedberg 32 saves (0-4 at CBJ); 11/28/06, Luongo 24 saves (0-1 at VAN); 11/29/07, Luongo 26 saves (0-2 at VAN); 3/26/13, Schneider 17 saves (0-1 SO at VAN); 11/28/14, Miller 31 Saves (0-5 at CBJ)

HAT TRICKS

CBJ	0	None
VAN	2	1/5/10, Burrows against Mason (2) and Garon (1) (3-7 L at VAN); 12/15/10, Kesler against Garon (3) (2-3 L at VAN)

PENALTY SHOTS

CBJ	3	3/14/02, Sillinger unsuccessful against Cloutier (1-5 L at CBJ); 2/6/06, Nash unsuccessful against Auld (4-7 L at VAN); 10/10/11, Mayorov unsuccessful against Schneider (2-3 L at CBJ)
VAN	1	11/22/13, Hansen unsuccessful against Bobrovsky (2-6 L at VAN)



WASHINGTON CAPITALS

@washcaps

Verizon Center / 601 F Street NW / Washington, DC 20004
capitals.nhl.com / p: 202.266.2200 / f: 202.266.2360



ALEX OVECHKIN

DIRECTORY

First Season: 1974-75
Home Ice: Verizon Center
Capacity: 18,506 (opened in 1997)
Playoff Appearances: 25 (most recent, 2014-15)
Stanley Cup Titles: None
Majority Owner, Chairman and CEO: Ted Leonsis
Sr. VP and General Manager: Brian MacLellan
Head Coach: Barry Trotz
Assistant Coaches:
Blaine Forsythe, Lane Lambert, Todd Reirden
Public Relations Contact: Sergey Kocharov

TV Play-By-Play: Joe Beninati
TV Color Analyst: Craig Laughlin
Radio Play-By-Play: John Walton
Radio Color Analyst: Ken Sabourin

2015-16 SCHEDULE

DATE	HOME/AWAY	START (ET)
Oct. 30, 2015	at WSH	7:00 PM
Jan. 2, 2016	at CBJ	7:00 PM
Jan. 19, 2016	at CBJ	7:00 PM
Mar. 28, 2016	at WSH	7:00 PM

2014-15 SEASON

Record: 45-26-11, 101 pts.
Home: 23-13-5, 51 pts.
Away: 22-13-6, 50 pts.
Playoffs: Lost 4-3 (NYR) in East Semifinals

LEADERS

Points: Alex Ovechkin, 81
Goals: Alex Ovechkin, 53
Assists: Nicklas Backstrom, 60
+/-: Mike Green, 15
Def. Points: John Carlson, 55
Goaltending: Braden Holtby, 41-20-10, 2.22 GAA

2014-15 RESULTS (2-2-1)

DATE	RESULT	ATTN	W/L GOALTENDERS	GW GOAL
Nov. 11, 2014	at WSH 4, CBJ 2	18,506	Braden Holtby / Curtis McElhinney	Alex Ovechkin
Dec. 11, 2014	CBJ 3 at WSH 2 (OT)	18,506	Sergei Bobrovsky / Braden Holtby	Nick Foligno
Dec. 18, 2014	WSH 5 at CBJ 4 (OT)	13,722	Braden Holtby / Sergei Bobrovsky	Eric Fehr
Jan. 27, 2015	at CBJ 4, WSH 3	16,514	Curtis McElhinney / Braden Holtby	Cam Atkinson
Mar. 3, 2015	WSH 5 at CBJ 3	12,915	Braden Holtby / Sergei Bobrovsky	Alex Ovechkin

GOALS BY PERIOD	1ST	2ND	3RD	OT	TOTAL	SHOTS BY PERIOD	1ST	2ND	3RD	OT	TOTAL
Columbus	2	8	5	1	16	Columbus	28	52	52	3	135
Washington	8	3	7	1	19	Washington	69	55	42	4	170

POWER PLAY	GOALS	ATTEMPTS	PCT	PENALTY KILLING	KILLS	ATTEMPTS	PCT
Columbus	4	18	22.2	Columbus	16	19	84.2
Washington	3	19	15.8	Washington	14	18	77.8

COLUMBUS	GP	G	A	TP	+/-	PM	PP	SH	S	PCT	WASHINGTON	GP	G	A	TP	+/-	PM	PP	SH	S	PCT
Foligno	5	4	4	8	2	2	2	0	15	26.7	Backstrom	5	0	5	5	0	2	0	0	11	0.0
Atkinson	5	2	2	4	1	2	0	0	13	15.4	Ovechkin	5	4	0	4	2	4	2	0	37	10.8
Johnson	4	1	3	4	-4	0	1	0	5	20.0	Fehr	5	3	1	4	0	2	1	0	11	27.3
Johansen	5	1	3	4	-2	0	0	0	12	8.3	Brouwer	5	3	1	4	4	14	0	0	8	37.5
Tyutin	4	1	3	4	4	6	0	0	3	33.3	Johansson	5	3	1	4	4	2	0	0	16	18.8

GOALTENDING

COLUMBUS	GP	MIN	GA	GAA	SO	W	L	OTL	SA	SV%	WASHINGTON	GP	MIN	GA	GAA	SO	W	L	OTL	SA	SV%
McElhinney	2	119	7	3.54	0	1	1	0	60	.883	Holtby	5	304	16	3.15	0	3	1	1	135	.881
Bobrovsky	3	184	11	3.59	0	1	1	1	109	.899											

COLUMBUS VS. WASHINGTON ALL-TIME

SEASON	W-L-T/O	HOME	AWAY	GF-GA	SF-SA	PP	PK	PIM
2000-01	1-0-0-0	1-0-0-0	0-0-0-0	3-1	19-33	1-of-9	6-of-7	34-36
2001-02	0-2-0-0	0-1-0-0	0-1-0-0	5-11	51-66	1-of-9	4-of-5	10-16
2002-03	0-0-1-1	0-0-0-1	0-0-1-0	5-6	57-69	3-of-14	5-of-7	27-39
2003-04	0-1-0-0	0-1-0-0	0-0-0-0	3-5	28-24	1-of-4	1-of-2	4-8
2005-06	0-1-0	0-0-0	0-1-0	2-3	37-19	0-of-9	6-of-8	18-18
2006-07	DID NOT PLAY							
2007-08	0-0-1	0-0-1	0-0-0	3-4	31-37	0-of-4	3-of-3	6-8
2008-09	2-0-0	1-0-0	1-0-0	6-0	54-71	2-of-10	11-of-11	20-20
2009-10	1-1-0	0-1-0	1-0-0	7-7	68-63	2-of-9	9-of-11	34-20
2010-11	0-0-1	0-0-0	0-0-1	3-4	23-33	0-of-2	1-of-1	7-9
2011-12	0-1-0	0-1-0	0-0-0	2-4	37-26	0-of-1	0-of-1	6-6
2012-13	DID NOT PLAY							
2013-14	2-1-1	2-0-0	0-1-1	14-11	130-132	2-of-17	16-of-18	68-56
2014-15	2-2-1	1-1-1	1-1-0	16-19	135-170	4-of-18	16-of-19	93-93
TOTAL	8-9-1-5	5-5-0-3	3-4-1-2	69-75	670-743	16-of-106	78-of-93	327-329

	OVERALL	AT CBJ	AT WSH
Current Streak:	0-1-0 since 3/3/15	0-1-0 since 3/3/15	1-0-0 since 12/11/14
Last 10 Games:	4-4-2	4-4-2	3-4-3
Last Win:	1/27/15, 4-3 at CBJ	1/27/15, 4-3	12/11/14, 3-2 OT
Last Regulation Loss:	3/3/15, 3-5 at CBJ	3/3/15, 3-5	11/11/14, 2-4
Most Lopsided Win:	4, 1/17/14, 5-1 at CBJ	4, 1/17/14, 5-1	3, 1/9/09 [3-0]
Most Lopsided Loss:	3, 3x [10/19/13 most recent, 1-4 at WSH]	3, 3/23/02 [2-5]	3, 2x [10/19/13 most recent, 1-4]
Last Tie:	1/3/03, 2-2 at WSH	None	1/3/03, 2-2
Last OT Game:	12/18/14, 4-5 OTL at CBJ	12/18/14, 4-5 OTL	12/11/14, 3-2 OTW
OT Record (W-L-T):	2-5-1	0-3-0	2-2-1
Most Goals Scored:	5, 3x [1/30/14 most recent, 5-2 W]	5, 2x [1/30/14 most recent, 5-2 W]	5, 11/1/09 [5-4 OTW]
Most Goals Allowed:	6, 1/9/02 [3-6 L at WSH]	5, 4x [3/3/15 most recent, 3-5 L]	6, 1/9/02 [3-6 L]
Most Goals, Both Teams:	9, 3x [12/18/14 most recent, 4-5 OTL]	9, 12/18/14 [4-5 OTL]	9, 2x [11/1/09 most recent, 5-4 OTW]
Longest Win Streak:	3, 11/29/08 - 11/1/09	2, 1/17/14 - 1/30/14	2, 1/9/09 - 11/1/09
Longest Pts. Streak:	4, 2/5/08 - 11/1/09 [3-0-0-1]	4, 1/17/14 - 1/27/15 [3-0-0-1]	3, 1/9/09 - 3/31/11 [2-0-0-1]
Longest Pointless Streak:	2, 3x, 12/31/11 - 10/19/13, most recent	2, 4/3/10 - 12/31/11	1, 4x, 11/11/14, most recent
Longest Winless Streak:	7, 1/9/02 - 2/5/08 [0-4-1-2]	4, 3/23/02 - 2/5/08 [0-2-0-2]	4, 3/31/11 - 11/11/14 [0-2-0-2]

ALL-TIME RESULTS

2000-01	[1-0-0-0]	2001-02	[0-2-0-0]	2002-03	[0-0-1-1]	2003-04	[0-1-0-0]	2005-06	[0-1-0]	2006-07	[0-0-0]
10/27	at CBJ 3, WSH 1	1/9	at WSH 6, CBJ 3	11/5	WSH 4, at CBJ 3 OT	11/29	WSH 5, at CBJ 3	10/5	at WSH 3, CBJ 2	DID NOT PLAY	
		3/23	WSH 5, at CBJ 2	1/3	CBJ 2, at WSH 2 OT						
2007-08	[0-0-1]	2008-09	[2-0-0]	2009-10	[1-1-0]	2010-11	[0-0-1]	2011-12	[0-1-0]	2012-13	[0-0-0]
2/5	WSH 4, at CBJ 3 OT	11/29	at CBJ 3, WSH 0	11/1	CBJ 5, at WSH 4 OT	3/31	at WSH 4, CBJ 3 OT	12/31	WSH 4, at CBJ 2	DID NOT PLAY	
		1/9	CBJ 3, at WSH 0	4/3	WSH 3, at CBJ 2						
2013-14	[2-1-1]	2014-15	[2-2-1]								
10/19	at WSH 4, CBJ 1	11/11	at WSH 4, CBJ 2								
11/12	at WSH 4, CBJ 3 OT	12/11	CBJ 3, at WSH 2 OT								
1/17	at CBJ 5, WSH 1	12/18	WSH 5, at CBJ 4 OT								
1/30	at CBJ 5, WSH 2	1/27	at CBJ 4, WSH 3								
		3/3	WSH 5, at CBJ 3								

SHUTOUTS

CBJ	2	11/29/08, Mason 26 saves [3-0 at CBJ]; 1/9/09, Mason 45 saves [3-0 at WSH]
WSH	0	None

HAT TRICKS

CBJ	0	None
WSH	1	11/29/03, Bondra against Denis (2) and Brathwaite (1) [3-5 L at CBJ]

PENALTY SHOTS

CBJ	1	3/3/15, Hartnell unsuccessful against Holtby [3-5 L at CBJ]
WSH	0	None



WINNIPEG JETS

@NHLJets

MTS Centre / 300 Portage Ave. / Winnipeg, MB R3C 5S4
jets.nhl.com / p: 204.987.7825 / f: 204.926.5555



ANDREW LADD

DIRECTORY

First Season: 1999-2000
(Relocated from Atlanta in 2011)
Home Ice: MTS Centre
Capacity: 15,004 (opened in 2004)
Playoff Appearances: 2, (most recent 2014-15)
Stanley Cup Titles: None
Executive VP & General Manager: Kevin Cheveldayoff
Head Coach: Paul Maurice
Assistant Coaches:
Charlie Huddy, Pascal Vincent
Public Relations Contact: Scott Brown

TV Play-By-Play: Dennis Beyak
TV Color Analyst: Shane Hnidy
Radio Play-By-Play: Dennis Beyak / Paul Edmonds
Radio Color Analyst: Brian Munz / Shane Hnidy

2015-16 SCHEDULE

DATE	HOME/AWAY	START (ET)
Oct. 31, 2015	at CBJ	7:00 PM
Dec. 10, 2015	at WPG	8:00 PM

2014-15 SEASON

Record: 43-26-13, 99 pts.
Home: 23-13-5, 51 pts.
Away: 20-13-8, 48 pts.
Playoffs: Lost 4-0 (ANA) in First Round

LEADERS

Points: Andrew Ladd, 62
Goals: Blake Wheeler, 26
Assists: Andrew Ladd, 38
+/-: Blake Wheeler, 26
Def. Points: Dustin Byfuglien, 45
Goaltending: Ondrej Pavelec, 22-16-8, 2.28 GAA

2014-15 RESULTS (0-2-0)

DATE	RESULT	ATTN	W/L GOALTENDERS	GWG GOAL
Nov. 25, 2014	WPG 4 at CBJ 2	13,745	Michael Hutchinson / Sergei Bobrovsky	Andrew Ladd
Jan. 21, 2015	at WPG 4, CBJ 0	15,016	Michael Hutchinson / Bobrovsky, McElhinney	Blake Wheeler

GOALS BY PERIOD	1ST	2ND	3RD	OT	TOTAL	SHOTS BY PERIOD	1ST	2ND	3RD	OT	TOTAL
Columbus	1	0	1	0	2	Columbus	22	21	20	0	63
Winnipeg	4	3	1	0	8	Winnipeg	17	29	15	0	61

POWER PLAY	GOALS	ATTEMPTS	PCT	PENALTY KILLING	KILLS	ATTEMPTS	PCT
Columbus	1	9	11.1	Columbus	5	7	71.4
Winnipeg	2	7	28.6	Winnipeg	8	9	88.9

COLUMBUS	GP	G	A	TP	+/-	PM	PP	SH	S	PCT	WINNIPEG	GP	G	A	TP	+/-	PM	PP	SH	S	PCT
Johansen	2	1	0	1	-2	4	0	0	6	16.7	Kane	2	3	0	3	1	2	2	0	10	30.0
Leopold	1	1	0	1	0	0	1	0	4	25.0	Ladd	2	1	2	3	3	4	0	0	6	16.7
Wisniewski	2	0	1	1	1	0	0	0	5	0.0	Little	2	1	2	3	2	0	0	0	4	25.0
Anisimov	1	0	1	1	0	0	0	0	1	0.0	Wheeler	2	1	2	3	3	0	0	0	9	11.1
Savard	2	0	1	1	-3	0	0	0	4	0.0	Trouba	2	0	3	3	1	2	0	0	2	0.0

GOALTENDING

COLUMBUS	GP	MIN	GA	GAA	SO	W	L	OTL	SA	SV%	WINNIPEG	GP	MIN	GA	GAA	SO	W	L	OTL	SA	SV%
McElhinney	1	32	1	1.86	0	0	0	0	17	.941	Hutchinson	2	120	2	1.00	1	2	0	0	63	.968
Bobrovsky	2	87	6	4.12	0	0	2	0	43	.860											

COLUMBUS VS. WINNIPEG ALL-TIME

SEASON	W-L-T/O	HOME	AWAY	GF-GA	SF-SA	PP	PK	PIM
2000-01	1-1-0-0	0-1-0-0	1-0-0-0	4-2	56-60	1-of-8	10-of-10	32-41
2001-02	1-0-0-0	1-0-0-0	0-0-0-0	5-4	31-31	3-of-4	3-of-3	11-13
2002-03	0-2-0-0	0-1-0-0	0-1-0-0	4-6	67-57	1-of-10	10-of-11	32-40
2003-04	1-1-0-0	1-0-0-0	0-1-0-0	5-4	50-41	0-of-12	11-of-13	52-50
2005-06	0-1-0	0-0-0	0-1-0	2-5	28-31	1-of-5	5-of-6	31-19
2006-07	DID NOT PLAY							
2007-08	1-0-0	1-0-0	0-0-0	2-0	28-21	1-of-4	2-of-2	9-13
2008-09	1-0-0	0-0-0	1-0-0	2-0	31-15	0-of-3	2-of-2	11-13
2009-10	2-0-0	1-0-0	1-0-0	6-4	42-64	1-of-6	8-of-10	22-14
2010-11	1-0-0	0-0-0	1-0-0	3-0	42-25	0-of-1	2-of-2	4-2
2011-12	1-0-0	1-0-0	0-0-0	2-1	27-36	0-of-4	5-of-5	15-13
2012-13	DID NOT PLAY							
2013-14	1-1-0	0-1-0	1-0-0	8-6	50-63	0-of-6	7-of-9	50-4
2014-15	0-2-0	0-1-0	0-1-0	2-8	63-61	1-of-9	5-of-7	21-40
TOTAL	10-8-0-0	5-4-0-0	5-4-0-0	45-40	515-505	9-of-72	70-of-80	290-262

	OVERALL	AT CBJ	AT WPG/ATL
Current Streak:	0-2-0 since 11/25/14	0-2-0 since 12/16/13	0-1-0 since 1/21/15
Last 10 Games:	7-3-0	5-4-0	5-4-0
Last Win:	1/11/14, 6-3 at WPG	11/12/11, 2-1	1/11/14, 6-3
Last Regulation Loss:	1/21/15, 0-4 at WPG	11/25/14, 2-4	1/21/15, 0-4
Most Lopsided Win:	3, 3x (1/11/14 most recent, 6-3 W at WPG)	2, 2x (12/26/07 most recent, 2-0)	3, 3x (1/11/14 most recent, 6-3)
Most Lopsided Loss:	4, 1/21/15 (0-4 at WPG)	2, 11/25/14 (2-4)	4, 1/21/15 (0-4)
Last Tie:	None	None	None
Last OT Game:	4/12/02, 5-4 OTW at CBJ	4/12/02, 5-4 OTW	None
OT Record (W-L-T):	1-0-0	1-0-0	0-0-0
Most Goals Scored:	6, 1/11/14 (6-3 W at WPG)	5, 4/12/02 (5-4 OTW)	6, 1/11/14 (6-3 W)
Most Goals Allowed:	5, 12/9/05 (2-5 L at ATL)	4, 2x (11/25/14 most recent, 2-4)	5, 12/9/05 (2-5 L)
Most Goals, Both Teams:	9, 2x (1/11/14 most recent, 6-3 W at WPG)	9, 4/12/02 (5-4 OTW)	9, 1/11/14 (6-3 W)
Longest Win Streak:	6, 12/26/07 - 11/12/11	4, 11/7/03 - 11/12/11	4, 11/22/08 - 1/11/14
Longest Pts. Streak:	6, 12/26/07 - 11/12/11 (6-0-0-0)	4, 11/7/03 - 11/12/11 (4-0-0-0)	4, 11/22/08 - 1/11/14 (4-0-0-0)
Longest Pointless Streak:	3, 3/17/03 - 10/9/03	2, 12/16/13 - current	3, 3/17/03 - 12/9/05
Longest Winless Streak:	3, 3/17/03 - 10/9/03 (0-3-0-0)	2, 12/16/13 - current (0-2-0-0)	3, 3/17/03 - 12/9/05 (0-3-0-0)

ALL-TIME RESULTS

2000-01	(1-1-0-0)	2001-02	(1-0-0-0)	2002-03	(0-2-0-0)	2003-04	(1-1-0-0)	2005-06	(0-1-0)	2006-07	(0-0-0)
12/2	ATL 2, at CBJ 1	4/12	at CBJ 5, ATL 4 OT	3/17	at ATL 3, CBJ 2	10/9	at ATL 2, CBJ 1	12/9	at ATL 5, CBJ 2	DID NOT PLAY	
3/16	CBJ 3, at ATL 0			3/22	ATL 3, at CBJ 2	11/7	at CBJ 4, ATL 2				
2007-08	(1-0-0)	2008-09	(1-0-0)	2009-10	(2-0-0)	2010-11	(1-0-0)	2011-12	(1-0-0)	2012-13	(0-0-0)
12/26	at CBJ 2, ATL 0	11/22	CBJ 2, at ATL 0	11/5	CBJ 4, at ATL 3	11/4	CBJ 3, at ATL 0	11/12	at CBJ 2, WPG 1	DID NOT PLAY	
				3/11	at CBJ 2, ATL 1						
2013-14	(1-1-0)	2014-15	(0-2-0)								
12/16	WPG 3, at CBJ 2	11/25	WPG 4, at CBJ 2								
1/11	CBJ 6, at WPG 3	1/21	at WPG 4, CBJ 0								

SHUTOUTS

CBJ	4	3/16/01, Tugnutt 34 saves (3-0 at ATL); 12/26/07, Leclaire 21 saves (2-0 at CBJ); 11/22/08, Mason 15 saves (2-0 at ATL); 11/4/10, Garon 25 saves (3-0 at ATL)
WPG	1	1/21/15, Hutchinson 29 Saves (0-4 at WPG)

HAT TRICKS

CBJ	2	3/16/01, Wright against Maracle (2) and 1 EN (3-0 W at ATL); 11/7/03, Vyborny against Dafoe (2) and 1 EN (4-2 W at CBJ)
WPG	1	12/9/05, Petrovicky against Leclaire (2) and 1 EN (2-5 L at ATL)

PENALTY SHOTS

CBJ	1	1/11/14, Jenner goal against Pavelec (6-3 W at WPG)
WPG	1	4/12/02, Hrkac goal against Denis (5-4 OTW at CBJ)

RECORD BOOK



TEAM TOTALS

Games Played:	1,114	Goals:	2,755	Shorthanded Goals:	91	Shootout Wins, Home:	23
Wins:	451	Goals, Home:	1,471	Overtime Games:	245	Shootout Wins, Road:	29
Wins, Home:	265	Goals, Road:	1,284	Overtime Wins:	107	Shootout Losses:	54
Wins, Road:	186	Goals Against:	3,275	Overtime Wins, Home:	54	Shootout Losses, Home:	27
Losses:	525	Goals Against, Home:	1,530	Overtime Wins, Road:	53	Shootout Losses, Road:	27
Losses, Home:	221	Goals Against, Road:	1,745	Overtime Losses:	51	Shootouts For:	73
Losses, Road:	304	Assists:	4,681	Overtime Losses, Home:	26	Shootouts Against:	101
Ties:	33	Scoring Points:	7,436	Overtime Losses, Road:	25		
Ties, Home:	18	Penalty Minutes:	16,242	Shootout Games:	106		
Ties, Road:	15	Power Play Goals:	734	Shootout Wins:	52		

TEAM TOTALS BY SEASON

GOALS SCORED

YEAR	G	AVG.	RANK
2000-01	190	2.32 avg.	26th
2001-02	164	2.00 avg.	30th
2002-03	213	2.60 avg.	16th
2003-04	177	2.16 avg.	29th
2005-06	215	2.62 avg.	28th
2006-07	196	2.39 avg.	28th
2007-08	190	2.32 avg.	29th
2008-09	220	2.68 avg.	21st
2009-10	214	2.61 avg.	20th-T
2010-11	210	2.56 avg.	24th
2011-12	198	2.42 avg.	26th
2012-13	115	2.40 avg.	25th
2013-14	226	2.76 avg.	12th
2014-15	227	2.77 avg.	12th

SHOTS

YEAR	SF	AVG.	RANK
2000-01	2,082	25.4 avg.	27th
2001-02	2,046	25.0 avg.	27th
2002-03	2,143	26.1 avg.	27th
2003-04	2,280	27.8 avg.	18th
2005-06	2,250	27.4 avg.	29th
2006-07	2,273	27.7 avg.	25th
2007-08	2,378	29.0 avg.	14th
2008-09	2,370	28.9 avg.	20th-T
2009-10	2,338	28.5 avg.	26th
2010-11	2,506	30.6 avg.	14th
2011-12	2,454	29.9 avg.	14th
2012-13	1,283	26.7 avg.	27th
2013-14	2,431	29.6 avg.	19th
2014-15	2,366	28.9 avg.	24th

SHUTOUTS

YEAR	SO
2000-01	4
2001-02	3
2002-03	5
2003-04	5
2005-06	1
2006-07	4
2007-08	11
2008-09	11
2009-10	6
2010-11	6
2011-12	2
2012-13	4
2013-14	8
2014-15	2

GOALS AGAINST

YEAR	GA	AVG.	RANK
2000-01	233	2.84 avg.	19th
2001-02	255	3.11 avg.	28th
2002-03	263	3.21 avg.	29th
2003-04	238	2.90 avg.	24th
2005-06	276	3.37 avg.	26th
2006-07	244	2.98 avg.	16th
2007-08	210	2.56 avg.	8th
2008-09	223	2.72 avg.	9th-T
2009-10	249	3.04 avg.	24th
2010-11	250	3.05 avg.	26th
2011-12	257	3.13 avg.	28th
2012-13	115	2.40 avg.	9th-T
2013-14	214	2.61 avg.	13th
2014-15	248	3.02 avg.	25th

SHOTS AGAINST

YEAR	SA	AVG.	RANK
2000-01	2,475	30.2 avg.	26th
2001-02	2,469	30.1 avg.	25th
2002-03	2,641	32.2 avg.	28th
2003-04	2,623	32.0 avg.	28th
2005-06	2,762	33.7 avg.	28th
2006-07	2,345	28.6 avg.	10th
2007-08	2,247	27.4 avg.	6th-T
2008-09	2,281	27.8 avg.	3rd
2009-10	2,514	30.7 avg.	17th
2010-11	2,447	29.8 avg.	11th
2011-12	2,537	30.9 avg.	25th
2012-13	1,436	26.7 avg.	19th
2013-14	2,524	30.8 avg.	20th
2014-15	2,742	33.4 avg.	28th

SHUTOUTS AGAINST

YEAR	SO
2000-01	7
2001-02	11
2002-03	9
2003-04	11
2005-06	5
2006-07	16
2007-08	6
2008-09	6
2009-10	4
2010-11	6
2011-12	5
2012-13	5
2013-14	4
2014-15	6

FACE-OFF PERCENTAGE

YEAR	PCT.	RANK
2000-01	51.2	9th
2001-02	50.1	15th-T
2002-03	48.6	23rd
2003-04	47.8	25th
2005-06	49.4	20th
2006-07	50.2	14th
2007-08	52.3	4th
2008-09	51.2	11th-T
2009-10	51.0	9th
2010-11	51.2	8th-T
2011-12	50.9	9th
2012-13	52.0	4th-T
2013-14	51.6	8th-T
2014-15	49.3	17th

PENALTY MINUTES

YEAR	PIM	AVG.	RANK
2000-01	1,234	15.0 avg.	15th
2001-02	1,198	14.6 avg.	20th
2002-03	1,505	18.4 avg.	2nd
2003-04	1,209	14.7 avg.	17th-T
2005-06	1,396	17.0 avg.	12th
2006-07	1,357	16.5 avg.	28th
2007-08	1,301	16.2 avg.	25th
2008-09	1,207	15.0 avg.	21st
2009-10	1,070	13.2 avg.	18th
2010-11	1,127	13.6 avg.	22nd-T
2011-12	1,053	12.6 avg.	23rd-T
2012-13	605	12.6 avg.	23rd
2013-14	910	11.1 avg.	10th
2014-15	978	11.9 avg.	28th

ALL-TIME STATISTICS

RECORD BY SEASON

YEAR	HOME						ROAD						OVERALL						FINISH
	GP	W	L	T	OTL	PTS	GP	W	L	T	OTL	PTS	GP	W	L	T	OTL	PTS	
2000-01	41	19	15	4	3	45	41	9	24	5	3	26	82	28	39	9	6	71	4th-T Central/13th Western
2001-02	41	14	18	5	4	37	41	8	29	3	1	20	82	22	47	8	5	57	5th Central/15th Western
2002-03	41	20	14	5	2	47	41	9	28	3	1	22	82	29	42	8	3	69	5th Central/15th Western
2003-04	41	17	18	4	2	40	41	8	27	4	2	22	82	25	45	8	4	62	4th Central/14th Western
2005-06	41	23	18	...	0	46	41	12	25	...	4	28	82	35	43	...	4	74	3rd Central/13th Western
2006-07	41	18	19	...	4	40	41	15	23	...	3	33	82	33	42	...	7	73	4th Central/11th Western
2007-08	41	20	14	...	7	47	41	14	22	...	5	33	82	34	36	...	12	80	4th Central/13th Western
2008-09	41	25	13	...	3	53	41	16	18	...	7	39	82	41	31	...	10	92	4th Central/7th Western
2009-10	41	20	12	...	9	49	41	12	23	...	6	30	82	32	35	...	15	79	5th Central/14th Western
2010-11	41	17	19	...	5	39	41	17	16	...	8	42	82	34	35	...	13	81	5th Central/13th Western
2011-12	41	17	21	...	3	37	41	12	25	...	4	28	82	29	46	...	7	65	5th Central/15th Western
2012-13	24	14	5	...	5	33	24	10	12	...	2	22	48	24	17	...	7	55	4th Central/9th Western
2013-14	41	22	15	...	4	48	41	21	17	...	3	45	82	43	32	...	7	93	4th Metropolitan/7th Eastern
2014-15	41	19	20	...	2	40	41	23	15	...	3	49	82	42	35	...	5	89	5th Metropolitan/11th Eastern

ATTENDANCE

YEAR	GP	TOTAL ATTENDANCE	AVERAGE	CAPACITY	% OF CAPACITY	SELLOUTS
2000-01	41	715,513	17,452	18,136	96.2 pct.	26
2001-02	41	743,576	18,136	18,136	100 pct.	41
2002-03	41	727,522	17,744	18,136	97.8 pct.	23
2003-04	41	712,415	17,376	18,136	95.8 pct.	16
2005-06	41	688,655	16,796	18,136	92.6 pct.	9
2006-07	41	672,443	16,401	18,136	90.4 pct.	5
2007-08	41	592,824	14,459	18,144	79.7 pct.	2
2008-09	41	637,334	15,545	18,144	85.7 pct.	7
2009-10	41	632,086	15,417	18,144	85.0 pct.	7
2010-11	40	546,350	13,659	18,144	75.3 pct.	6
2011-12	41	601,071	14,660	18,144	80.8 pct.	4
2012-13	24	349,558	14,564	18,144	80.3 pct.	3
2013-14	41	602,619	14,698	18,144	81.0 pct.	6
2014-15	41	635,973	15,512	18,144	85.5 pct.	4

SPECIAL TEAMS BY SEASON

POWER PLAY						ROAD						OVERALL					
YEAR	G	ATT	PCT	RANK		G	ATT	PCT	RANK			G	ATT	PCT	RANK		
2000-01	37	219	16.9	20th		19	162	11.7	26th			56	381	14.7	22nd		
2001-02	29	188	15.4	20th		21	168	12.5	26th			50	356	14.0	25th		
2002-03	41	216	19.0	7th		30	194	15.5	15th			71	410	17.3	12th		
2003-04	38	227	16.7	17th		20	174	11.5	27th			58	401	14.5	24th		
2005-06	34	236	14.4	30th		30	215	14.0	27th			64	451	14.2	28th		
2006-07	41	224	18.3	16th		24	214	11.2	29th			65	438	14.8	26th		
2007-08	29	176	16.5	19th		24	180	13.3	27th-T			53	356	14.9	26th		
2008-09	23	188	12.2	30th		18	134	13.4	30th			41	322	12.7	30th		
2009-10	27	164	16.5	25th		29	144	20.1	7th			56	308	18.2	14th		
2010-11	21	166	12.6	30th		21	135	15.6	18th			42	301	14.0	29th		
2011-12	28	163	17.2	16th-T		21	154	13.6	23rd			49	317	15.5	24th		
2012-13	14	86	16.3	23rd		8	69	11.6	27th			22	155	14.2	28th		
2013-14	32	142	22.5	4th		22	138	15.9	20th			54	280	19.3	10th		
2014-15	27	123	22.0	9th		26	121	21.5	6th			53	244	21.7	5th		

PENLATY KILL

HOME						ROAD						OVERALL					
YEAR	GA	ATT	PCT	RANK		GA	ATT	PCT	RANK			GA	ATT	PCT	RANK		
2000-01	30	179	83.2	21st		40	184	78.3	27th			70	363	80.7	27th		
2001-02	26	143	81.8	27th		26	163	84.0	16th			52	306	83.0	22nd		
2002-03	26	193	86.5	4th		34	216	84.3	9th			60	409	85.3	8th		
2003-04	18	152	88.2	4th		32	185	82.7	17th			50	337	85.2	9th		
2005-06	41	244	83.2	17th		54	279	80.6	18th-T			95	523	81.8	17th		
2006-07	37	207	82.1	20th		48	246	80.5	18th			85	453	81.2	21st		
2007-08	31	170	81.8	22nd		32	208	84.6	5th			63	378	83.3	9th		
2008-09	27	174	84.5	8th		35	172	79.6	21st			62	346	82.1	13th		
2009-10	25	153	83.7	11th-T		36	181	80.1	20th			61	334	81.7	17th		
2010-11	25	154	83.8	12th		37	160	76.9	26th			62	314	81.7	22nd		
2011-12	25	128	80.5	26th		39	146	73.3	30th			64	274	76.6	30th		
2012-13	8	67	88.1	6th		17	77	77.9	21st			25	144	82.6	11th		
2013-14	21	143	85.3	4th		29	137	78.8	25th-T			50	280	82.1	14th-T		
2014-15	30	142	78.9	27th		30	161	81.4	12th			60	303	80.2	23rd-T		

SPECIAL TEAMS BY SEASON (CONT.)

SHORTHANDED					HOME				ROAD				OVERALL			
YEAR	GF	RANK	GA	RANK	GF	RANK	GA	RANK	GF	RANK	GA	RANK				
2000-01	1	28th-T	5	20th-T	2	25th-T	3	5th-T	3	28th-T	8	14th-T				
2001-02	2	22nd-T	3	9th-T	1	22nd-T	5	19th-T	3	26th-T	8	17th-T				
2002-03	4	9th-T	3	7th-T	8	1st-T	6	26th	12	2nd-T	9	20th-T				
2003-04	2	20th-T	7	27th-T	3	22nd-T	7	27th-T	5	24th-T	14	27th-T				
2005-06	6	10th-T	6	19th-T	4	16th-T	2	2nd	10	14th-T	8	8th-T				
2006-07	2	22nd-T	3	7th-T	4	15th-T	7	23rd-T	6	21st-T	10	17th-T				
2007-08	2	23rd-T	4	13th-T	6	5th-T	1	1st	8	12th-T	5	4th-T				
2008-09	4	12th-T	6	26th-T	4	12th-T	6	24th-T	8	11th-T	12	27th				
2009-10	3	18th-T	3	16th-T	3	10th-T	6	23rd-T	6	16th-T	9	26th-T				
2010-11	1	26th-T	8	28th-T	5	8th-T	3	11th-T	6	15th-T	11	26th-T				
2011-12	3	14th-T	5	23rd-T	4	6th-T	3	14th-T	7	9th-T	8	21st-T				
2012-13	1	13th-T	1	5th-T	2	7th-T	1	6th-T	3	8th-T	2	7th-T				
2013-14	5	6th-T	3	13th-T	4	6th-T	5	20th-T	9	6th-T	8	20th-T				
2014-15	1	22nd-T	4	20th-T	4	7th-T	1	1st-T	5	17th	5	11th-T				

SITUATIONAL SCORING BY SEASON

YEAR	5-ON-5	5-ON-4	5-ON-3	4-ON-4	4-ON-3	3-ON-3	3-ON-4	3-ON-5	4-ON-5	EMPTY NET	PEN. SHOT
2000-01	116-139	47-8	7-0	6-9	1-0	0-0	1-0	0-2	1-68	9-7	2-0
2001-02	100-173	43-7	4-0	7-13	3-0	0-0	0-1	0-3	3-48	4-9	0-1
2002-03	117-182	63-8	4-0	5-9	4-0	0-0	0-1	0-5	11-54	9-4	0-0
2003-04	103-158	48-11	8-0	8-8	2-0	0-0	0-0	0-3	3-47	4-10	1-1
2005-06	131-160	53-8	8-0	7-6	3-0	0-0	1-1	0-10	8-83	3-8	1-0
2006-07	113-133	52-7	11-0	10-13	2-0	0-0	0-3	0-12	6-70	2-5	0-1
2007-08	113-126	45-1	6-0	10-10	1-0	0-0	0-2	1-7	5-53	9-9	0-2
2008-09	155-134	39-9	1-0	9-8	1-0	0-1	0-1	0-6	7-55	7-9	1-0
2009-10	137-168	48-8	5-0	5-9	1-0	0-0	0-1	1-4	5-55	11-3	1-1
2010-11	143-163	37-10	4-0	10-9	1-0	0-0	0-1	0-4	6-56	9-7	0-0
2011-12	132-166	42-6	6-0	2-9	0-0	0-0	0-0	0-1	6-63	9-12	1-0
2012-13	84-81	19-1	1-0	4-4	2-0	0-0	0-1	0-3	3-19	2-6	0-0
2013-14	149-141	46-7	5-0	4-8	3-0	0-0	1-1	0-2	8-47	8-8	1-0
2014-15	149-170	50-4	1-0	7-3	2-0	0-0	0-1	0-6	5-52	11-12	2-0
TOTAL	1,742-2,094	632-95	71-0	94-118	26-0	0-1	3-14	2-68	77-770	97-109	10-6

20-PLUS GOAL SEASONS

PLAYER	SEASON	DATE/OPPONENT	GM.	TOT.	PLAYER	SEASON	DATE/OPPONENT	GM.	TOT.
Geoff Sanderson	2000-01	Jan. 21 vs. Tampa Bay	48	30	Rick Nash	2008-09	Jan. 27 vs. Detroit	48	40
Steve Heinze*	2000-01	Mar. 1 vs. Nashville	62	22*	R.J. Umberger	2008-09	Feb. 19 at Toronto	59	26
Ray Whitney	2001-02	Mar. 21 vs. Detroit	56	21	Kristian Huselius	2008-09	Mar. 13 at Chicago	66	21
Mike Sillinger	2001-02	Apr. 6 at Montreal	76	20	Rick Nash	2009-10	Jan. 16 vs. Chicago	50	33
Geoff Sanderson	2002-03	Dec. 31 vs. Pittsburgh	37	34	Antoine Vermette	2009-10	Mar. 2 vs. Vancouver	64	27
Ray Whitney	2002-03	Mar. 6 vs. Vancouver	65	24	R.J. Umberger	2009-10	Mar. 11 vs. Atlanta	68	23
Andrew Cassels	2002-03	Apr. 4 vs. Detroit	78	20	Kristian Huselius	2009-10	Mar. 19 vs. Minnesota	71	23
David Vyborny	2002-03	Apr. 6 at Minnesota	79	20	Rick Nash	2010-11	Jan. 8 at Los Angeles	41	32
Rick Nash	2003-04	Dec. 19 vs. Calgary	31	41	R.J. Umberger	2010-11	Feb. 25 vs. Phoenix	60	25
David Vyborny	2003-04	Mar. 14 at Minnesota	72	22	Rick Nash	2011-12	Feb. 21 vs. San Jose	60	30
Rick Nash	2005-06	Mar. 15 at Chicago	66	31	R.J. Umberger	2011-12	Apr. 7 at NY Islanders	82	20
Nikolai Zherdev	2005-06	Mar. 4 at Los Angeles	60	27	Ryan Johansen	2013-14	Jan. 30 vs. Washington	54	33
David Vyborny	2005-06	Apr. 15 vs. Chicago	80	22	Artem Anisimov	2013-14	Mar. 29 at Carolina	73	22
Rick Nash	2006-07	Mar. 3 at Phoenix	59	27	Cam Atkinson	2013-14	Apr. 1 vs. Colorado	72	21
Fredrik Modin	2006-07	Mar. 25 at St. Louis	72	22	Ryan Johansen	2014-15	Feb. 6 vs. St. Louis	50	26
Rick Nash	2007-08	Dec. 31 vs. Edmonton	39	38	Nick Foligno	2014-15	Feb. 6 vs. St. Louis	49	31
Nikolai Zherdev	2007-08	Jan. 19 at Dallas	48	26	Scott Hartnell	2014-15	Mar. 13 vs. Edmonton	63	28
					Cam Atkinson	2014-15	Mar. 28 at St. Louis	75	22

*Had 22 goals in 65 games with Columbus before being traded to Buffalo. Finished the season with 27 goals in 79 games.

ALL-TIME STATISTICS

HAT TRICKS

HAT TRICKS FOR - 26

GOALS	PLAYER	DATE	OPPONENT	GOALTENDER	RESULT
3	Geoff Sanderson	Feb. 10, 2001	Nashville	Mike Dunham	W, 3-2
3	Deron Quint	Mar. 9, 2001	at Florida	Trevor Kidd	W, 7-6
3	Tyler Wright	Mar. 16, 2001	at Atlanta	Norm Maracle (2, EN)	W, 3-0
3	Espen Knutsen	Jan. 24, 2002	San Jose	Evgeni Nabokov (2), Miikka Kiprusoff	W, 6-2
3	Tyler Wright	Oct. 27, 2002	Los Angeles	Jamie Storr	W, 5-1
3	Ray Whitney	Feb. 27, 2003	Los Angeles	Jamie Storr (2, EN)	W, 3-1
3	Tyler Wright	Mar. 20, 2003	Toronto	Trevor Kidd	W, 4-3 OT
4	Geoff Sanderson	Mar. 29, 2003	at Calgary	Roman Turek (3, EN)	W, 6-4
3	David Vyborny	Nov. 7, 2003	Atlanta	Byron Dafoe (2, EN)	W, 4-2
3	Bryan Berard	Jan. 8, 2006	at Phoenix	Curtis Joseph	W, 5-2
3	Rick Nash	Apr. 7, 2006	at Detroit	Manny Legace	L, 6-5 SO
3	Rick Nash	Dec. 31, 2007	Edmonton	Dwayne Roloson (2, EN)	W, 4-2
3	Nikita Filatov	Jan. 10, 2009	Minnesota	Josh Harding	W, 4-2
3	Rick Nash	Jan. 27, 2009	Detroit	Chris Osgood	W, 3-2 OT
3	Rick Nash	Mar. 7, 2009	at Detroit	Chris Osgood	W, 8-2
3	R.J. Umberger	Nov. 30, 2009	St. Louis	Chris Mason (2, EN)	W, 5-2
3	Rick Nash	Nov. 20, 2010	at San Jose	Antero Nittymaki	W, 3-0
3	Kristian Huselius	Dec. 16, 2010	at Edmonton	Nikolai Khabibulin	L, 3-6
3	Matt Calvert	Feb. 25, 2011	Phoenix	Ilya Bryzgalov	W, 5-3
3	Jeff Carter	Dec. 22, 2011	at Nashville	Pekka Rinne	L, 5-6
3	Jeff Carter	Feb. 21, 2012	San Jose	Antti Niemi-2 & Thomas Greiss-1	W, 6-3
3	R.J. Umberger	Mar. 23, 2012	Carolina	Cam Ward	W, 5-1
3	Cam Atkinson	Apr. 5, 2012	at Colorado	Semyon Varlamov	W, 5-2
3	Scott Hartnell	Mar. 24, 2015	Anaheim	John Gibson (2, EN)	W, 5-3
3	Cam Atkinson	Mar. 27, 2015	at Chicago	Corey Crawford (2, EN)	W, 5-2
3	Nick Foligno	Apr. 4, 2015	Pittsburgh	Marc-Andre Fleury (2, EN)	W, 5-3

HAT TRICKS AGAINST - 30

GOALS	PLAYER	DATE	OPPONENT	GOALTENDER	RESULT
3	Bill Guerin	Feb. 4, 2002	Boston	Marc Denis	L, 0-8
3	Marian Gaborik	Mar. 10, 2002	at Minnesota	Ron Tugnutt	L, 0-5
3	Marian Hossa	Nov. 23, 2002	at Ottawa	J.F. Labbe	L, 2-5
3	Pavel Bure	Dec. 3, 2002	at NY Rangers	Marc Denis	L, 3-5
3	Joe Sakic	Mar. 13, 2003	Colorado	Marc Denis	L, 1-5
3	Peter Bondra	Nov. 29, 2003	Washington	Marc Denis (2), Fred Brathwaite	L, 3-5
3	Bill Guerin	Mar. 3, 2004	at Dallas	Marc Denis	L, 2-4
3	Jason Williams	Oct. 22, 2005	Detroit	Marc Denis	L, 0-6
3	Alexander Frolov	Nov. 13, 2005	Los Angeles	Martin Prusek (2), Marc Denis	L, 2-8
3	Craig Conroy	Nov. 13, 2005	Los Angeles	Martin Prusek, Marc Denis (2)	L, 2-8
3	Ronald Petrovicky	Dec. 9, 2005	at Atlanta	Pascal Leclaire (2, EN)	L, 2-5
3	Jonathan Cheechoo	Jan. 5, 2006	at San Jose	Marc Denis	L, 3-6
3	Dan Cleary	Dec. 28, 2006	Detroit	Fredrik Norrena	L, 4-7
3	Ryane Clowe	Jan. 6, 2007	at San Jose	Fredrik Norrena	L, 2-5
3	Joe Sakic	Oct. 13, 2007	at Colorado	Pascal Leclaire	L, 1-5
3	Henrik Zetterberg	Mar. 19, 2008	at Detroit	Fredrik Norrena	L, 1-3
3	Loui Eriksson	Dec. 18, 2008	at Dallas	Pascal Leclaire	L, 5-6 SO
3	Dany Heatley	Oct. 8, 2009	at San Jose	Steve Mason (2), Mathieu Garon	L, 3-6
3	Steve Sullivan	Dec. 14, 2009	Nashville	Steve Mason	L, 3-5
3	Alexandre Burrows	Jan. 5, 2010	at Vancouver	Steve Mason (2), Mathieu Garon	L, 3-7
3	Rene Bourque	Oct. 22, 2010	Calgary	Steve Mason	L, 2-6
3	Ryan Kesler	Dec. 15, 2010	at Vancouver	Mathieu Garon	L, 2-3
3	Anze Kopitar	Mar. 11, 2011	Los Angeles	Steve Mason	L, 2-4
3	Ryan Jones	Dec. 2, 2012	at Edmonton	Curtis Sanford	L, 3-6
3	Corey Perry	Jan. 8, 2012	at Anaheim	Curtis Sanford	L, 4-7
3	Viktor Stalberg	Jan. 10, 2012	at Chicago	Curtis Sanford	L, 2-5
3	Corey Perry	Feb. 12, 2012	Anaheim	Steve Mason	L, 3-5
3	Steve Sullivan	Jan. 23, 2013	at Phoenix	Steve Mason	L, 1-5
3	James Neal	Dec. 29, 2013	Pittsburgh	Curtis McElhinney	L, 3-5
3	Tyler Seguin	Oct. 14, 2014	Dallas	Sergei Bobrovsky (2, EN)	L, 2-4

EXTRA ATTACKER GOALS

GOALS FOR - 53

DATE	OPPONENT	GOAL SCORER	TIME	PERIOD	RESULT
Oct. 22, 2000	Detroit	Steve Heinze	19:00	3rd	L, 1-2 OT
Jan. 6, 2001	at Vancouver	Chris Nielsen	19:17	3rd	L, 3-4
Feb. 12, 2001	NY Rangers	Steve Heinze	17:43	3rd	L, 3-4
Feb. 16, 2001	at Detroit	Steve Heinze	18:25	3rd	L, 2-4
Oct. 14, 2001	at Chicago	Grant Marshall	16:18	1st	T, 2-2
Nov. 13, 2001	St. Louis	David Vyborny	18:45	3rd	W, 3-2 OT
Jan. 14, 2002	at NY Rangers	Tyler Wright	18:51	3rd	T, 2-2
Dec. 14, 2002	at Detroit	Jody Shelley	1:40	3rd	L, 4-6
Dec. 4, 2003	Nashville	Rick Nash	19:39	3rd	L, 2-4
Jan. 8, 2004	at San Jose	Mark Hartigan	14:11	2nd	W, 3-2 OT
Feb. 21, 2004	at Los Angeles	Rick Nash	18:32	3rd	L, 3-4
Oct. 9, 2005	at Chicago	Jason Chimera	4:31	1st	W, 3-2
Oct. 28, 2005	Minnesota	Adam Foote	19:18	3rd	W, 2-1 SO
Nov. 26, 2005	at St. Louis	Luke Richardson	13:52	2nd	W, 4-3
Dec. 9, 2005	at Atlanta	Nikolai Zherdev	5:16	3rd	L, 2-5
Dec. 26, 2005	Chicago	Nikolai Zherdev	19:36	3rd	W, 4-3 OT
Mar. 4, 2006	at Los Angeles	Nikolai Zherdev	4:35	3rd	L, 2-3
Apr. 7, 2006	at Detroit	Rick Nash	19:27	3rd	L, 5-6 SO
Apr. 11, 2006	at Dallas	Sergei Fedorov	18:26	3rd	L, 2-3
Apr. 18, 2006	Dallas	Mark Hartigan	19:03	3rd	W, 5-4 OT
Oct. 21, 2006	at Pittsburgh	Nikolai Zherdev	15:25	3rd	L, 3-5
Nov. 25, 2006	Minnesota	Sergei Fedorov	14:46	3rd	W, 5-3
Dec. 26, 2006	Boston	Sergei Fedorov	19:37	3rd	W, 5-4 OT
Feb. 20, 2007	at St. Louis	Rick Nash	19:46	3rd	L, 4-5 SO
Feb. 27, 2007	at Colorado	Rick Nash	19:31	3rd	L, 2-3
Mar. 7, 2007	Los Angeles	Geoff Platt	16:34	1st	W, 3-2
Mar. 30, 2007	at Chicago	Jason Chimera	11:56	2nd	L, 1-3
Nov. 4, 2007	St. Louis	Manny Malhotra	15:41	1st	W, 3-0
Mar. 7, 2008	Edmonton	Dan Fritsche	19:59	3rd	L, 1-2 OT
Dec. 7, 2008	at Anaheim	Fredrik Modin	19:14	3rd	L, 3-5
Dec. 18, 2008	at Dallas	Rick Nash	1:34	1st	L, 5-6 OT
Oct. 8, 2009	at San Jose	Raffi Torres	3:35	3rd	L, 3-6
Nov. 1, 2009	at Washington	Raffi Torres	19:37	3rd	W, 5-4 OT
Mar. 9, 2010	at Anaheim	Derek Dorsett	8:55	1st	W, 5-2
Apr. 1, 2010	at Detroit	R.J. Umberger	18:47	3rd	L, 2-3
Nov. 28, 2010	at Detroit	R.J. Umberger	18:29	3rd	L, 2-4
Dec. 6, 2010	Dallas	Rick Nash	19:13	3rd	W, 3-2
Jan. 15, 2011	at Detroit	Rick Nash	18:56	3rd	L, 5-6
Jan. 19, 2011	at Florida	Antoine Vermette	19:07	3rd	W, 3-2
Feb. 8, 2011	at Pittsburgh	Samuel Pahlsson	8:08	2nd	W, 4-1
Feb. 16, 2011	Los Angeles	Kris Russell	18:37	3rd	L, 3-4
Mar. 12, 2011	at Carolina	Derek MacKenzie	18:59	3rd	W, 3-2
Apr. 9, 2011	Buffalo	Kristian Huselius	19:37	3rd	L, 4-5
Dec. 1, 2011	at Calgary	Rick Nash	19:02	3rd	W, 4-3 SO
Feb. 7, 2012	Minnesota	David Savard	8:59	1st	W, 3-1
Feb. 19, 2012	NY Rangers	Rick Nash	18:27	3rd	L, 2-3 OT
Jan. 26, 2013	Chicago	Artem Anisimov	17:41	3rd	L, 2-3
Dec. 9, 2013	at Pittsburgh	Matt Calvert	19:04	3rd	L, 1-2
Mar. 18, 2014	Carolina	Boone Jenner	19:10	3rd	L, 1-3
Jan. 31, 2015	at Tampa Bay	Ryan Johansen	16:34	3rd	L, 1-3
Feb. 9, 2015	Los Angeles	David Savard	18:07	3rd	L, 3-4
Apr. 11, 2015	at NY Islanders	Alexander Wennberg	11:11	3rd	W, 5-4 SO
Apr. 11, 2015	at NY Islanders	Scott Hartnell	18:25	3rd	W, 5-4 SO

ALL-TIME STATISTICS

EXTRA ATTACKER GOALS

GOALS AGAINST - 55

DATE	OPPONENT	GOAL SCORER	TIME	PERIOD	RESULT
Dec. 27, 2000	at New Jersey	Jason Arnott	18:51	3rd	T, 2-2 OT
Feb. 6, 2001	St. Louis	Scott Young	19:51	3rd	T, 2-2 OT
Feb. 17, 2001	Pittsburgh	Robert Lang	19:10	3rd	L, 2-3 OT
Dec. 31, 2001	Anaheim	Oleg Tverdovsky	18:26	3rd	W, 3-1
Jan. 6, 2002	Nashville	Greg Johnson	19:15	3rd	W, 4-3
Jan. 12, 2002	Chicago	Eric Daze	18:48	3rd	W, 5-4
Feb. 28, 2002	Pittsburgh	Alexei Morozov	19:28	3rd	L, 3-4 OT
Mar. 28, 2002	at Vancouver	Henrik Sedin	8:14	1st	L, 3-4 OT
Nov. 17, 2002	at Dallas	Scott Young	18:56	3rd	L, 2-3 OT
Nov. 22, 2002	at Buffalo	Taylor Pyatt	2:35	2nd	L, 4-5
Feb. 21, 2003	at San Jose	Jonathan Cheechoo	16:30	1st	L, 0-6
Apr. 4, 2003	Detroit	Pavel Datsyuk	19:48	3rd	T, 5-5 OT
Nov. 22, 2003	NY Islanders	Oleg Kvasha	19:19	3rd	W, 2-1
Dec. 2, 2003	Anaheim	Vinny Prospal	19:28	3rd	W, 2-1
Jan. 8, 2004	at San Jose	Scott Thornton	19:03	3rd	W, 3-2 OT
Jan. 24, 2004	Chicago	Steve Sullivan	19:19	3rd	W, 4-3
Oct. 26, 2005	Nashville	Adam Hall	19:40	3rd	W, 3-2 OT
Dec. 8, 2005	NY Islanders	Mark Parrish	19:23	3rd	W, 4-3 SO
Jan. 14, 2006	at Florida	Nathan Horton	19:13	3rd	W, 5-4 OT
Mar. 9, 2006	Phoenix	Dave Scatchard	18:13	3rd	W, 5-4
Oct. 7, 2006	at Chicago	Patrick Sharp	15:41	3rd	W, 5-4
Nov. 20, 2006	Nashville	Martin Erat	18:28	2nd	L, 1-3
Dec. 22, 2006	Vancouver	Daniel Sedin	18:45	3rd	W, 3-2
Jan. 6, 2007	at San Jose	Ryane Clowe	5:24	3rd	L, 2-5
Feb. 24, 2007	at NY Rangers	Blair Betts	2:46	1st	W, 3-2
Oct. 17, 2007	Dallas	Brenden Morrow	18:49	3rd	L, 2-3 SO
Jan. 17, 2008	at Phoenix	Martin Hanzal	18:22	3rd	W, 4-3
Nov. 3, 2008	at NY Islanders	Chris Campoli	14:15	2nd	L, 3-4 OT
Nov. 7, 2008	Montreal	Sergei Kostitsyn	19:19	3rd	W, 4-3 SO
Dec. 4, 2008	at San Jose	Joe Thornton	7:41	3rd	L, 2-3
Feb. 24, 2009	at Calgary	Mike Cammalleri	15:12	2nd	L, 1-4
Nov. 5, 2009	at Atlanta	Pavel Kubina	2:06	3rd	W, 4-3
Nov. 26, 2009	at Ottawa	Jason Spezza	18:34	1st	L, 1-2
Jan. 23, 2010	at Minnesota	Robbie Earl	18:52	3rd	L, 2-4
Feb. 4, 2010	Dallas	Brad Richards	19:13	3rd	W, 2-1
Oct. 28, 2010	Edmonton	Taylor Hall	9:57	3rd	W, 3-2 SO
Dec. 31, 2010	Ottawa	Daniel Alfredsson	18:49	3rd	W, 4-3
Mar. 9, 2011	St. Louis	Chris Stewart	6:23	3rd	L, 3-4
Mar. 12, 2011	at Carolina	Tuomo Ruutu	19:25	3rd	W, 3-2
Mar. 22, 2011	at Colorado	Daniel Winnik	19:56	3rd	L, 4-5 SO
Oct. 12, 2011	Colorado	Gabriel Landeskog	19:19	3rd	L, 2-3 SO
Oct. 22, 2011	at Ottawa	Jason Spezza	19:24	3rd	L, 3-4
Dec. 8, 2011	Nashville	Patric Hornqvist	18:24	3rd	L, 3-4 OT
Dec. 8, 2011	Nashville	Sergei Kostitsyn	19:47	3rd	L, 3-4 OT
Jan. 10, 2012	at Chicago	Viktor Stalberg	6:32	3rd	L, 2-5
Mar. 26, 2012	at Detroit	Nicklas Lidstrom	6:17	2nd	L, 2-7
Mar. 19, 2013	Nashville	Mike Fisher	18:46	3rd	W, 4-3
Dec. 21, 2013	Philadelphia	Wayne Simmons	18:19	3rd	W, 6-3
Jan. 18, 2014	at Buffalo	Tyler Myers	19:35	3rd	W, 4-3 SO
Jan. 21, 2014	Los Angeles	Robyn Regehr	16:30	3rd	W, 5-3
Apr. 9, 2014	at Dallas	Trevor Daley	8:39	3rd	W, 3-1
Dec. 6, 2014	at Tampa Bay	Ondrej Palat	18:47	3rd	W, 3-1
Dec. 9, 2014	Philadelphia	Brayden Schenn	19:04	3rd	W, 3-2 OT
Dec. 13, 2014	Pittsburgh	Kris Letang	19:49	3rd	W, 4-3 SO
Apr. 6, 2015	at NY Rangers	Derek Stepan	19:32	3rd	L, 3-4 OT

PENALTY SHOTS

PENALTY SHOTS FOR - 29 (10 GOALS)

DATE	OPPONENT	PLAYER	GOALTENDER	RESULT	TIME	PER.	SCORE
Oct. 15, 2000	at Chicago	David Vyborny	Robbie Tallas	Goal	7:16	2nd	L, 1-2
Nov. 9, 2000	San Jose	Robert Kron	Steve Shields	Unsuccessful	5:34	1st	W, 5-2
Mar. 19, 2001	Nashville	David Vyborny	Tomas Vokoun	Goal	18:01	3rd	L, 1-2
Mar. 14, 2002	Vancouver	Mike Sillinger	Dan Cloutier	Unsuccessful	11:38	3rd	L, 1-5
Mar. 25, 2003	at Los Angeles	Andrej Nedorost	Cristobal Huet	Unsuccessful	16:09	2nd	W, 2-1 OT
Feb. 2, 2004	at Phoenix	David Vyborny	Brian Boucher	Goal	1:23	2nd	T, 3-3
Dec. 17, 2005	at Nashville	David Vyborny	Tomas Vokoun	Goal	14:50	3rd	L, 7-3
Jan. 21, 2006	at Nashville	Trevor Letowski	Tomas Vokoun	Unsuccessful	0:28	3rd	L, 7-2
Feb. 6, 2006	at Vancouver	Rick Nash	Alex Auld	Unsuccessful	13:09	2nd	L, 4-7
Mar. 15, 2006	at Chicago	Dan Fritsche	Nikolai Khabibulin	Unsuccessful	6:06	2nd	L, 2-3
Dec. 31, 2006	Chicago	Rick Nash	Nikolai Khabibulin	Unsuccessful	19:54	2nd	W, 3-1
Oct. 19, 2007	at Buffalo	Rick Nash	Ryan Miller	Unsuccessful	12:08	2nd	W, 3-0
Nov. 26, 2007	at Edmonton	Rick Nash	Dwayne Roloson	Unsuccessful	14:04	1st	L, 1-3
Feb. 8, 2008	at San Jose	Rick Nash	Evgeni Nabokov	Unsuccessful	13:03	2nd	L, 2-1 OT
Jan. 2, 2009	at Colorado	Rick Nash	Peter Budaj	Goal	12:33	2nd	W, 6-1
Apr. 8, 2009	at Chicago	Rick Nash	Nikolai Khabibulin	Unsuccessful	8:59	1st	W, 4-3 SO
Oct. 25, 2009	at Los Angeles	Rick Nash	Jonathan Quick	Unsuccessful	13:15	1st	L, 2-6
Mar. 25, 2010	Chicago	Jakub Voracek	Cristobal Huet	Goal	11:02	2nd	W, 8-3
Nov. 26, 2010	Detroit	Jared Boll	Jimmy Howard	Unsuccessful	8:53	2nd	L, 1-2
Feb. 25, 2011	Phoenix	R.J. Umberger	Ilya Bryzgalov	Unsuccessful	3:19	1st	W, 5-3
Mar. 3, 2011	at Edmonton	R.J. Umberger	Devan Dubnyk	Unsuccessful	10:15	1st	L, 2-4
Mar. 4, 2011	at Calgary	Matt Calvert	Miikka Kiprusoff	Unsuccessful	12:02	2nd	L, 3-4
Mar. 4, 2011	at Calgary	Antoine Vermette	Miikka Kiprusoff	Unsuccessful	9:25	3rd	L, 3-4
Oct. 10, 2011	Vancouver	Maksim Mayorov	Cory Schneider	Unsuccessful	19:09	3rd	L, 2-3
Mar. 25, 2012	Edmonton	Rick Nash	Devan Dubnyk	Goal	7:42	2nd	L, 3-6
Jan. 11, 2014	at Winnipeg	Boone Jenner	Ondrej Pavelec	Goal	9:07	2nd	W, 6-3
Dec. 13, 2014	Pittsburgh	Boone Jenner	Thomas Greiss	Goal	12:05	3rd	W, 4-3 SO
Mar. 3, 2015	Washington	Scott Hartnell	Braden Holtby	Unsuccessful	8:47	2nd	L, 3-5
Mar. 31, 2015	New Jersey	Brandon Dubinsky	Cory Schneider	Goal	4:40	2nd	W, 3-2 OT

PENALTY SHOTS AGAINST - 27 (21 SAVES)

DATE	OPPONENT	PLAYER	GOALTENDER	RESULT	TIME	PER.	SCORE
Feb. 28, 2001	Phoenix	Jeremy Roenick	Marc Denis	Unsuccessful	17:06	2nd	W, 5-2
Dec. 12, 2001	at Colorado	Shjon Podein	Marc Denis	Unsuccessful	13:42	2nd	L, 1-5
Jan. 14, 2002	at NY Rangers	Manny Malhotra	Marc Denis	Unsuccessful	3:07	2nd	T, 2-2
Apr. 12, 2002	Atlanta	Tony Hrkac	Marc Denis	Goal	16:23	3rd	W, 5-4 OT
Jan. 23, 2003	at Colorado	Dean McAmmond	Marc Denis	Unsuccessful	7:52	1st	L, 0-5
Dec. 16, 2003	at St. Louis	Pavol Demitra	Marc Denis	Unsuccessful	18:12	2nd	L, 1-2 OT
Feb. 23, 2004	at San Jose	Jonathan Cheechoo	Pascal Leclaire	Goal	0:32	3rd	L, 2-4
Feb. 28, 2004	Colorado	Paul Kariya	Marc Denis	Unsuccessful	10:27	2nd	W, 5-4 OT
Dec. 23, 2005	Nashville	Steve Sullivan	Marc Denis	Unsuccessful	9:07	2nd	L, 4-5
Mar. 5, 2006	at Anaheim	Scott Niedermayer	Pascal Leclaire	Unsuccessful	12:14	3rd	W, 3-2 SO
Oct. 21, 2006	at Pittsburgh	Jordan Staal	Fredrik Norrena	Goal	7:49	3rd	L, 3-5
Dec. 10, 2006	Ottawa	Peter Schaefer	Pascal Leclaire	Unsuccessful	3:55	2nd	W, 6-2
Jan. 5, 2007	at Anaheim	Teemu Selanne	Fredrik Norrena	Unsuccessful	19:39	3rd	W, 4-3
Jan. 26, 2007	Buffalo	Daniel Paille	Fredrik Norrena	Unsuccessful	19:42	2nd	W, 3-2
Dec. 10, 2007	Anaheim	Samuel Pahlsson	Pascal Leclaire	Goal	18:44	2nd	L, 3-4 OT
Mar. 9, 2008	Tampa Bay	Vincent Lecavalier	Pascal Leclaire	Goal	17:37	2nd	W, 5-3
Mar. 30, 2007	at Chicago	Duncan Keith	Brian Boucher	Unsuccessful	9:39	3rd	L, 1-3
Dec. 6, 2008	at Los Angeles	Patrick O'Sullivan	Steve Mason	Unsuccessful	6:43	2nd	L, 0-3
Oct. 8, 2009	at San Jose	Dany Heatley	Mathieu Garon	Goal	7:08	3rd	L, 3-6
Apr. 9, 2010	Detroit	Darren Helm	Steve Mason	Unsuccessful	7:26	3rd	L, 0-1 SO
Dec. 26, 2010	at Chicago	Jack Skille	Mathieu Garon	Unsuccessful	16:44	2nd	L, 1-4
Jan. 29, 2013	at Minnesota	Pierre-Marc Bouchard	Steve Mason	Unsuccessful	15:49	3rd	L, 2-3
Nov. 22, 2013	at Vancouver	Jannik Hansen	Sergei Bobrovsky	Unsuccessful	16:33	3rd	L, 2-6
Mar. 20, 2014	at Montreal	Lars Eller	Sergei Bobrovsky	Unsuccessful	3:21	3rd	W, 3-2
Oct. 18, 2014	at Ottawa	Mike Hoffman	Curtis McElhinney	Unsuccessful	11:56	1st	L, 2-3
Nov. 8, 2014	Tampa Bay	Nikita Kucherov	Anton Forsberg	Unsuccessful	16:10	1st	L, 4-7
Jan. 19, 2015	at Minnesota	Zach Parise	Sergei Bobrovsky	Unsuccessful	9:02	2nd	W, 3-1

ALL-TIME STATISTICS

SHUTOUTS FOR - 73

DATE	OPPONENT	GOALTENDER	SAVES	SCORE	DATE	OPPONENT	GOALTENDER	SAVES	SCORE
Dec. 18, 2000	at Montreal	Ron Tugnutt	27	2-0	Dec. 29, 2008	at Los Angeles	Steve Mason	24	2-0
Jan. 15, 2001	Minnesota	Ron Tugnutt	31	3-0	Dec. 31, 2008	at Anaheim	Steve Mason	27	2-0
Mar. 14, 2001	Calgary	Ron Tugnutt	30	3-0	Jan. 9, 2009	at Washington	Steve Mason	45	3-0
Mar. 16, 2001	at Atlanta	Ron Tugnutt	34	3-0	Jan. 30, 2009	Ottawa	Steve Mason	17	1-0
Nov. 27, 2001	Phoenix	Ron Tugnutt	26	3-0	Feb. 10, 2009	Colorado	Daniel LaCosta	31	3-0
Jan. 16, 2002	NY Rangers	Marc Denis	31	2-0	Feb. 26, 2009	at Edmonton	Steve Mason	19	1-0
Mar. 2, 2002	at Los Angeles	Ron Tugnutt	30	2-0	Mar. 10, 2009	Boston	Steve Mason	35	2-0
Dec. 19, 2002	Calgary	Marc Denis	29	3-0	Mar. 26, 2009	Calgary	Steve Mason	33	5-0
Jan. 4, 2003	Phoenix	Marc Denis	23	2-0	Oct. 10, 2009	at Phoenix	Mathieu Garon	36	2-0
Feb. 12, 2003	San Jose	Marc Denis	38	1-0	Dec. 9, 2009	Florida	Steve Mason	32	3-0
Mar. 15, 2003	Minnesota	Marc Denis	24	5-0	Dec. 28, 2009	Detroit	Steve Mason	34	1-0 OT
Apr. 2, 2003	Minnesota	Marc Denis	27	3-0	Jan. 10, 2010	Dallas	Mathieu Garon	26	2-0
Oct. 11, 2003	NY Rangers	Marc Denis	25	5-0	Feb. 6, 2010	Buffalo	Steve Mason	28	4-0
Nov. 20, 2003	Detroit	Marc Denis	25	3-0	Feb. 10, 2010	San Jose	Steve Mason	40	3-0
Jan. 2, 2004	at Tampa Bay	Marc Denis	37	2-0	Apr. 9, 2010	Detroit	Steve Mason	45	0-1 SO
Mar. 2, 2004	at Carolina	Marc Denis	25	3-0	Nov. 2, 2010	Montreal	Mathieu Garon	29	3-0
Mar. 24, 2004	Minnesota	Marc Denis	20	2-0	Nov. 4, 2010	at Atlanta	Mathieu Garon	25	3-0
Dec. 28, 2005	Anaheim	Marc Denis	40	1-0	Nov. 20, 2010	at San Jose	Mathieu Garon	35	3-0
Oct. 27, 2006	Los Angeles	Pascal Leclaire	38	2-0	Nov. 22, 2010	Nashville	Steve Mason	27	2-0
Dec. 2, 2006	at Edmonton	Fredrik Norrena	21	4-0	Feb. 4, 2011	at Detroit	Steve Mason	34	3-0
Dec. 5, 2006	at Colorado	Fredrik Norrena	42	3-0	Feb. 22, 2011	Nashville	Steve Mason	20	4-0
Feb. 16, 2007	San Jose	Fredrik Norrena	29	3-0	Jan. 7, 2012	at Los Angeles	Curtis Sanford	31	1-0
Oct. 5, 2007	Anaheim	Pascal Leclaire	28	4-0	Mar. 1, 2012	at Colorado	Steve Mason	33	2-0
Oct. 10, 2007	Phoenix	Pascal Leclaire	32	3-0	Mar. 9, 2013	Detroit	Sergei Bobrovsky	30	3-0
Oct. 19, 2007	at Buffalo	Pascal Leclaire	21	3-0	Mar. 16, 2013	Phoenix	Sergei Bobrovsky	39	1-0 SO
Oct. 25, 2007	St. Louis	Pascal Leclaire	36	3-0	Mar. 26, 2013	at Vancouver	Sergei Bobrovsky	34	0-1 SO
Nov. 4, 2007	St. Louis	Pascal Leclaire	21	3-0	Apr. 9, 2013	San Jose	Sergei Bobrovsky	30	4-0
Nov. 23, 2007	at Minnesota	Pascal Leclaire	32	4-0	Nov. 25, 2013	at Toronto	Sergei Bobrovsky	18	6-0
Dec. 26, 2007	Atlanta	Pascal Leclaire	21	2-0	Dec. 3, 2013	Tampa Bay	Bobrovsky/McElhinney	26	1-0
Jan. 24, 2008	at Chicago	Pascal Leclaire	30	1-0	Dec. 6, 2013	Minnesota	Curtis McElhinney	20	4-0
Feb. 23, 2008	at Montreal	Pascal Leclaire	31	3-0	Jan. 2, 2014	at Phoenix	Curtis McElhinney	34	2-0
Mar. 18, 2008	Calgary	Fredrik Norrena	18	3-0	Jan. 10, 2014	Carolina	Sergei Bobrovsky	36	3-0
Mar. 26, 2008	Chicago	Fredrik Norrena	17	4-0	Mar. 8, 2014	at Nashville	Sergei Bobrovsky	28	1-0
Nov. 22, 2008	at Atlanta	Steve Mason	15	2-0	Apr. 3, 2014	at Philadelphia	Sergei Bobrovsky	37	2-0
Nov. 29, 2008	Washington	Steve Mason	26	3-0	Apr. 6, 2014	NY Islanders	Sergei Bobrovsky	31	4-0
Dec. 27, 2008	Philadelphia	Steve Mason	20	3-0	Dec. 16, 2014	at Detroit	Sergei Bobrovsky	30	1-0 SO
					Apr. 8, 2015	Toronto	Sergei Bobrovsky	35	5-0

SHUTOUTS AGAINST - 101

DATE	OPPONENT	GOALTENDER	SAVES	SCORE	DATE	OPPONENT	GOALTENDER	SAVES	SCORE
Nov. 1, 2000	at Dallas	Ed Belfour	14	0-4	Jan. 3, 2007	at Los Angeles	Mathieu Garon	26	0-3
Nov. 17, 2000	Florida	Trevor Kidd	30	0-3	Jan. 12, 2007	at Nashville	Tomas Vokoun	22	0-2
Nov. 24, 2000	at Dallas	Ed Belfour	23	0-3	Jan. 18, 2007	at Nashville	Chris Mason	33	0-4
Dec. 3, 2000	at Chicago	Jocelyn Thibault	29	0-5	Feb. 6, 2007	Phoenix	Curtis Joseph	28	0-3
Dec. 26, 2000	at St. Louis	Brent Johnson	24	0-5	Feb. 22, 2007	Edmonton	Dwayne Roloson	28	0-4
Mar. 27, 2001	at Calgary	Fred Brathwaite	19	0-3	Mar. 9, 2007	Dallas	Marty Turco	30	0-3
Mar. 29, 2001	at Los Angeles	Felix Potvin	27	0-3	Mar. 16, 2007	at San Jose	Vesa Toskala	35	0-3
Oct. 20, 2001	Colorado	Patrick Roy	24	0-5	Apr. 3, 2007	at Detroit	Dominik Hasek	35	0-3
Oct. 27, 2001	at San Jose	Evgeni Nabokov	16	0-2	Nov. 29, 2007	at Vancouver	Roberto Luongo	26	0-2
Nov. 9, 2001	Edmonton	Tommy Salo	23	0-3	Dec. 15, 2007	at Boston	Alexander Auld	32	0-2
Nov. 21, 2001	Detroit	Manny Legace	38	0-1 OT	Mar. 4, 2008	at Calgary	Miikka Kiprusoff	39	0-1
Dec. 5, 2001	at Florida	Roberto Luongo	23	0-2	Mar. 25, 2008	at Nashville	Dan Ellis	36	0-3
Dec. 6, 2001	at Tampa Bay	Nikolai Khabibulin	27	0-1	Mar. 28, 2008	Nashville	Dan Ellis	43	0-2
Dec. 8, 2001	Colorado	Patrick Roy	26	0-2	Apr. 5, 2008	at St. Louis	Manny Legace	25	0-3
Feb. 4, 2002	Boston	John Grahame	30	0-8	Dec. 6, 2008	at Los Angeles	Jason LaBarbera	23	0-3
Feb. 9, 2002	Nashville	Tomas Vokoun	25	0-1 OT	Dec. 20, 2008	at Phoenix	Ilya Bryzgalov	33	0-2
Mar. 10, 2002	at Minnesota	Dwayne Roloson	14	0-5	Dec. 23, 2008	Los Angeles	Jonathan Quick	24	0-3
Apr. 14, 2002	at Chicago	Jocelyn Thibault	28	0-2	Jan. 6, 2009	at Detroit	Ty Conklin	23	0-3
Dec. 23, 2002	Detroit	Curtis Joseph	33	0-1	Mar. 15, 2009	Detroit	Chris Osgood	23	0-4
Jan. 23, 2003	at Colorado	Patrick Roy	18	0-5	Apr. 5, 2009	Chicago	Nikolai Khabibulin	20	0-1 OT
Feb. 19, 2003	at Anaheim	J-S Giguere	26	0-2	Jan. 14, 2010	at Chicago	Cristobal Huet	24	0-3
Feb. 21, 2003	at San Jose	Evgeni Nabokov	29	0-6	Mar. 8, 2010	at Los Angeles	Jonathan Quick	11	0-6
Feb. 25, 2003	at Nashville	Tomas Vokoun	19	0-5	Mar. 20, 2010	at Nashville	Pekka Rinne	33	0-1 OT
Mar. 11, 2003	Dallas	Ron Tugnutt	25	0-2	Apr. 9, 2010	Detroit	Jimmy Howard	22	0-1 SO
Mar. 24, 2003	at Anaheim	J-S Giguere	29	0-5	Dec. 3, 2010	at Buffalo	Ryan Miller	19	0-5
Mar. 28, 2003	at Edmonton	Jussi Markkanen	26	0-4	Jan. 7, 2011	at Anaheim	Jonas Hiller	27	0-6
Apr. 1, 2003	at Philadelphia	Roman Cechmanek	10	0-4	Mar. 17, 2011	Detroit	Joey MacDonald	37	0-2
Oct. 23, 2003	Tampa Bay	John Grahame	20	0-1	Mar. 20, 2011	New Jersey	Martin Brodeur	13	0-3
Nov. 1, 2003	at Calgary	Jamie McLennan	15	0-3	Mar. 24, 2011	at Phoenix	Ilya Bryzgalov	28	0-3
Nov. 14, 2003	Boston	Felix Potvin	24	0-4	Apr. 5, 2011	at Dallas	Kari Lehtonen	23	0-3
Dec. 31, 2003	San Jose	Evgeni Nabokov	26	0-1	Jan. 19, 2012	Nashville	Pekka Rinne	38	0-3
Jan. 3, 2004	at Florida	Roberto Luongo	42	0-1	Jan. 31, 2012	at San Jose	Antti Niemi	30	0-6
Jan. 6, 2004	at Colorado	David Aebischer	35	0-6	Feb. 24, 2012	Colorado	Semyon Varlamov	28	0-5
Jan. 22, 2004	at Chicago	Craig Anderson	30	0-7	Mar. 14, 2012	at Edmonton	Devan Dubnyk	22	0-3
Feb. 4, 2004	at Dallas	Marty Turco	18	0-1	Apr. 3, 2012	at Phoenix	Mike Smith	54	0-2
Mar. 6, 2004	Vancouver	Johan Hedberg	32	0-4	Jan. 24, 2013	at Colorado	Semyon Varlamov	33	0-4
Mar. 18, 2004	at Calgary	Miikka Kiprusoff	23	0-2	Feb. 24, 2013	at Chicago	Corey Crawford	28	0-1
Mar. 29, 2004	at Buffalo	Martin Biron	23	0-6	Mar. 16, 2013	Phoenix	Mike Smith	23	1-0 SO
Oct. 22, 2005	Detroit	Manny Legace	17	0-6	Mar. 26, 2013	at Vancouver	Cory Schneider	17	0-1 SO
Nov. 16, 2005	St. Louis	Curtis Sanford	36	0-2	Apr. 7, 2013	Minnesota	Niklas Backstrom	24	0-3
Nov. 25, 2005	Colorado	David Aebischer	35	0-5	Nov. 2, 2013	Pittsburgh	Jeff Zatkoff	19	0-3
Jan. 18, 2006	Detroit	Chris Osgood	26	0-4	Nov. 19, 2013	at Edmonton	Devan Dubnyk	14	0-7
Mar. 2, 2006	at Colorado	David Aebischer	24	0-1	Nov. 27, 2013	Nashville	Marek Mazanec	19	0-4
Oct. 14, 2006	at Minnesota	Manny Fernandez	24	0-5	Mar. 23, 2014	at NY Islanders	Evgeni Nabokov	41	0-2
Oct. 23, 2006	San Jose	Vesa Toskala	23	0-3	Nov. 18, 2014	Detroit	Jimmy Howard	28	0-5
Oct. 28, 2006	at New Jersey	Martin Brodeur	22	0-1	Nov. 28, 2014	Vancouver	Ryan Miller	31	0-5
Nov. 12, 2006	at Chicago	Brian Boucher	28	0-1	Dec. 16, 2014	at Detroit	Jimmy Howard	29	1-0 SO
Nov. 17, 2006	Colorado	Peter Budaj	25	0-3	Jan. 21, 2015	at Winnipeg	Michael Hutchinson	29	0-4
Nov. 28, 2006	at Vancouver	Roberto Luongo	24	0-1	Feb. 28, 2015	New Jersey	Cory Schneider	33	0-2
Dec. 20, 2006	at Detroit	Dominik Hasek	27	0-5	Mar. 7, 2015	Colorado	Semyon Varlamov	44	0-4
Dec. 23, 2006	at NY Islanders	Rick DiPietro	26	0-4					

ALL-TIME STATISTICS

OVERTIME RECORD BY SEASON

		HOME					ROAD						OVERALL					
YEAR	GP	W	L	T	PTS		GP	W	L	T	PTS		GP	W	L	T	PTS	
2000-01	9	2	3	4	11		9	1	3	5	10		18	3	6	9	21	
2001-02	11	2	4	5	13		4	0	1	3	4		15	2	5	8	17	
2002-03	9	2	2	5	11		6	2	1	3	8		15	4	3	8	19	
2003-04	10	4	2	4	14		8	2	2	4	10		18	6	4	8	24	
	GP	W	L	SOL	PTS		GP	W	L	SOL	PTS		GP	W	L	SOL	PTS	
2005-06	8	8	0	0	16		10	6	1	3	16		18	14	1	3	32	
2006-07	8	4	1	3	12		8	5	1	2	13		16	9	2	5	25	
2007-08	9	2	3	4	11		8	3	1	4	11		17	5	4	8	22	
2008-09	10	7	1	2	17		11	4	2	5	15		21	11	3	7	32	
2009-10	12	3	3	6	15		8	2	2	4	10		20	5	5	10	25	
2010-11	11	6	1	4	17		12	4	4	4	16		23	10	5	8	33	
2011-12	4	1	1	2	5		9	5	1	3	14		13	6	2	5	19	
2012-13	10	5	2	3	15		7	5	1	1	12		17	10	3	4	27	
2013-14	5	1	2	2	6		10	7	3	0	17		15	8	5	2	23	
2014-15	9	7	1	1	16		10	7	2	1	17		19	14	3	2	33	
TOTALS	125	54	26	45	179		120	53	25	42	173		245	107	51	87	352	

OVERTIME RECORD BY TEAM

TEAM	HOME						ROAD						OVERALL					
	GP	W	L	T	SOL	PTS	GP	W	L	T	SOL	PTS	GP	W	L	T	SOL	PTS
ANA	3	2	1	0	0	5	7	4	1	1	1	11	10	6	2	1	1	16
ARI	4	2	0	1	1	6	4	0	0	3	1	4	8	2	0	4	2	10
BOS	4	2	0	0	2	6	2	0	1	0	1	2	6	2	1	0	3	8
BUF	1	0	0	1	0	1	1	1	0	0	0	2	2	1	0	1	0	3
CGY	5	1	2	0	2	6	8	6	1	0	1	14	13	7	3	0	3	20
CAR	0	0	0	0	0	0	3	2	1	0	0	5	3	2	1	0	0	5
CHI	10	4	1	1	4	14	6	2	1	1	2	8	16	6	2	2	6	22
COL	5	2	1	1	1	7	3	1	0	0	2	4	8	3	1	1	3	11
DAL	7	3	1	0	3	10	4	2	1	0	1	6	11	5	2	0	4	16
DET	12	4	4	1	3	16	8	4	1	0	3	12	20	8	5	1	6	28
EDM	9	5	1	3	0	14	4	2	1	0	1	6	13	7	2	3	1	20
FLA	1	1	0	0	0	2	4	4	0	0	0	8	5	5	0	0	0	10
LAK	5	3	0	0	2	8	3	1	1	1	0	4	8	4	1	1	2	12
MIN	4	3	0	1	0	7	7	4	2	0	1	11	11	7	2	1	1	18
MTL	2	1	0	0	1	3	3	2	0	1	0	5	5	3	0	1	1	8
NSH	8	3	3	0	2	11	9	3	1	1	4	12	17	6	4	1	6	23
NJD	2	2	0	0	0	4	3	1	0	1	1	4	5	3	0	1	1	8
NYI	4	2	1	1	0	6	5	3	1	0	1	8	9	5	2	1	1	14
NYR	0	0	0	0	0	0	5	1	2	1	1	6	5	1	2	1	1	6
OTT	2	1	0	1	0	3	2	1	0	1	0	3	4	2	0	2	0	6
PHI	4	2	0	2	0	6	1	0	0	1	0	1	5	2	0	3	0	7
PIT	5	2	2	0	1	7	0	0	0	0	0	0	5	2	2	0	1	7
STL	9	2	3	2	2	11	8	1	3	1	3	9	17	3	6	3	5	20
SJS	5	2	1	0	2	7	4	2	2	0	0	6	9	4	3	0	2	13
TBL	1	0	0	1	0	1	2	0	1	0	1	2	3	0	1	1	1	3
TOR	1	1	0	0	0	2	2	1	0	1	0	3	3	2	0	1	0	5
VAN	8	3	2	2	1	11	7	3	2	0	2	10	15	6	4	2	3	21
WSH	3	0	3	0	0	3	5	2	2	1	0	7	8	2	5	1	0	10
WPG	1	1	0	0	0	2	0	0	0	0	0	0	1	1	0	0	0	2
TOTALS	125	54	26	18	27	179	120	53	25	15	27	173	245	107	51	33	54	352

OVERTIME WINS - 55

DATE	OPPONENT	GAME-WINNING GOAL	ASSIST(S)	GOALTENDER	TIME	RESULT
Dec. 8, 2000	Boston	Geoff Sanderson	Frantisek Kucera, Lyle Odelein	Peter Skudra	4:51	3-2
Mar. 9, 2001	at Florida	Robert Kron (SH)	Jamie Pushor	Trevor Kidd	0:43	7-6
Apr. 8, 2001	Chicago	Tyler Wright	Deron Quint	Steve Passmore	2:41	4-3
Nov. 13, 2001	St. Louis	Ray Whitney (PP)	Robert Kron, Marc Denis	Brent Johnson	4:55	3-2
Apr. 12, 2002	Atlanta	Jaroslav Spacek (PP)	Mike Sillinger, Ray Whitney	Milan Hnlicka	0:29	5-4
Feb. 13, 2003	at Montreal	Jaroslav Spacek	Andrew Cassels, Ray Whitney	Jose Theodore	0:28	2-1
Mar. 6, 2003	Vancouver	Rick Nash	Jaroslav Spacek	Alexander Auld	2:02	5-4
Mar. 20, 2003	Toronto	Tyler Wright	Ray Whitney	Trevor Kidd	4:16	4-3
Mar. 25, 2003	at Los Angeles	Andrew Cassels	Unassisted	empty net	4:12	2-1
Jan. 8, 2004	at San Jose	Rick Nash	David Vyborny, Anders Eriksson	Evgeni Nabokov	4:57	3-2
Jan. 16, 2004	Los Angeles	Rick Nash	Darryl Sydor	Roman Cechmanek	2:58	3-2
Jan. 31, 2004	Minnesota	Anders Eriksson	Manny Malhotra, Jaroslav Spacek	Dwayne Roloson	2:59	2-1
Feb. 11, 2004	Los Angeles	David Vyborny	Unassisted	Roman Cechmanek	1:58	3-2
Feb. 28, 2004	Colorado	Jaroslav Spacek	Andrew Cassels, David Vyborny	Philippe Sauve	3:24	5-4
Mar. 27, 2004	at Nashville	Tyler Wright	Trevor Letowski, Jaroslav Spacek	Tomas Vokoun	2:03	3-2
Oct. 26, 2005	Nashville	Adam Foote (SH)	Radoslav Suchy, Todd Marchant	Tomas Vokoun	0:35	3-2
Dec. 11, 2005	New Jersey	Bryan Berard	Sergei Fedorov, Ron Hainsey	Martin Brodeur	4:46	3-2
Dec. 26, 2005	Chicago	Jaroslav Balastik	Radoslav Suchy, Jan Hrdina	Nikolai Khabibulin	2:35	4-3
Jan. 14, 2006	at Florida	David Vyborny (PP)	Jan Hrdina, Duvie Westcott	Roberto Luongo	4:48	5-4
Mar. 11, 2006	Edmonton	Rostislav Klesla	Nikolai Zherdev, Sergei Fedorov	Dwayne Roloson	4:06	4-3
Apr. 18, 2006	Dallas	Sergei Fedorov (PP)	David Vyborny, Mark Hartigan	Johan Hedberg	0:35	5-4
Dec. 26, 2006	Boston	David Vyborny	Ron Hainsey, Alexander Svitov	Tim Thomas	3:06	5-4
Jan. 16, 2007	at Chicago	Jason Chimera	Manny Malhotra	Nikolai Khabibulin	2:31	5-4
Mar. 7, 2007	Los Angeles	David Vyborny (PP)	Ron Hainsey, Rick Nash	Mathieu Garon	4:38	3-2
Apr. 5, 2007	Dallas	Rick Nash	Geoff Platt, Sergei Fedorov	Mike Smith	1:04	2-1
Dec. 1, 2007	at Calgary	Curtis Glencross	Kris Beech, Kris Russell	Miikka Kiprusoff	2:03	4-3
Feb. 29, 2008	at Vancouver	Jason Chimera	Nikolai Zherdev, Dick Tarnstrom	Roberto Luongo	1:07	3-2
Oct. 10, 2008	at Dallas	Rick Nash	Jason Chimera, Christian Backman	Marty Turco	4:39	5-4
Dec. 17, 2008	San Jose	R.J. Umberger	Kristian Huselius, Fedor Tyutin	Evgeni Nabokov	2:55	2-1
Jan. 27, 2009	Detroit	Rick Nash	Mike Commodore, Fedor Tyutin	Chris Osgood	3:27	3-2
Feb. 7, 2009	San Jose	Christian Backman	R.J. Umberger, Jan Hejda	Evgeni Nabokov	1:33	3-2
Mar. 18, 2009	Chicago	Antoine Vermette	R.J. Umberger, Rostislav Klesla	Cristobal Huet	2:38	4-3
Nov. 1, 2009	at Washington	R.J. Umberger	Rick Nash, Jakub Voracek	Jose Theodore	1:45	5-4
Dec. 28, 2009	Detroit	Fredrik Modin	Fedor Tyutin, Samuel Pahlsson	Jimmy Howard	3:12	1-0
Jan. 30, 2010	at St. Louis	Kris Russell	Derick Brassard, Marc Methot	Chris Mason	1:32	3-2
Oct. 9, 2010	at San Jose	Ethan Moreau	Fedor Tyutin	Antero Nittymaki	1:56	3-2
Nov. 24, 2010	at NY Islanders	Jakub Voracek	Kris Russell	Rick DiPietro	2:31	4-3
Dec. 31, 2010	Ottawa	Jakub Voracek	Unassisted	Brian Elliott	2:06	4-3
Jan. 19, 2011	at Florida	R.J. Umberger	Grant Clitsome, Rick Nash	Tomas Vokoun	4:06	3-2
Mar. 19, 2011	at Minnesota	Antoine Vermette	Unassisted	Niklas Backstrom	4:26	5-4
Nov. 19, 2011	at Nashville	James Wisniewski	Antoine Vermette	Pekka Rinne	2:43	4-3
Feb. 3, 2012	at Anaheim	Derick Brassard	Unassisted	Jonas Hiller	3:55	3-2
Mar. 3, 2013	Colorado	Artem Anisimov	Tim Erixon, Mark Letestu	Semyon Varlamov	2:26	2-1
Mar. 7, 2013	Vancouver	Matt Calvert	Fedor Tyutin, Jack Johnson	Cory Schneider	4:03	2-1
Mar. 31, 2013	Anaheim	Mark Letestu	Nikita Nikitin, Dalton Prout	Jonas Hiller	4:00	2-1
Apr. 15, 2013	at Colorado	Nick Foligno	Fedor Tyutin	Jean-Sebastien Giguere	4:31	4-3
Apr. 17, 2013	at Anaheim	Fedor Tyutin	Nick Foligno, Marian Gaborik	Viktor Fasth	2:19	3-2
Nov. 20, 2013	at Calgary	Nikita Nikitin	David Savard, Cam Atkinson	Reto Berra	2:25	2-1
Mar. 29, 2014	at Carolina	Ryan Johansen	Artem Anisimov, James Wisniewski	Anton Khudobin	2:40	3-2
Apr. 8, 2014	Phoenix	Ryan Johansen	James Wisniewski	Thomas Greiss	3:33	4-3
Dec. 9, 2014	Philadelphia	Kevin Connauton	Ryan Johansen	Steve Mason	1:58	3-2
Dec. 11, 2014	at Washington	Nick Foligno	Jack Johnson, Ryan Johansen	Braden Holtby	4:41	3-2
Feb. 13, 2015	Philadelphia	Artem Anisimov	James Wisniewski, Nick Foligno	Ray Emery	2:17	4-3
Mar. 21, 2015	at Calgary	Rene Bourque	Kevin Connauton, Fedor Tyutin	Karri Ramo	4:01	3-2
Mar. 31, 2015	New Jersey	Jack Johnson	David Savard, Ryan Johansen	Cory Schneider	0:56	3-2

ALL-TIME STATISTICS

OVERTIME LOSSES - 51

DATE	OPPONENT	GAME-WINNING GOAL	ASSIST(S)	GOALTENDER	TIME	RESULT
Oct. 22, 2000	Detroit	Kirk Maltby	Sergei Fedorov, Jiri Fischer	Ron Tugnutt	2:01	1-2
Dec. 13, 2000	at Anaheim	Niclas Havelid	Marty McInnis, Anthony Hrkac	Marc Denis	2:13	4-5
Jan. 17, 2001	at Minnesota	Sean O'Donnell	Scott Pellerin, Brad Bombardir	Ron Tugnutt	3:53	2-3
Jan. 31, 2001	Detroit	Steve Yzerman	Igor Larionov	Ron Tugnutt	1:00	2-3
Feb. 17, 2001	Pittsburgh	Alexei Kovalev	Martin Straka	Ron Tugnutt	1:19	2-3
Feb. 20, 2001	at San Jose	Marco Sturm	Bryan Marchment, Jeff Friesen	Ron Tugnutt	4:18	2-3
Nov. 21, 2001	Detroit	Luc Robitaille	Nicklas Lidstrom, Igor Larionov	Ron Tugnutt	4:17	0-1
Feb. 9, 2002	Nashville	Denis Arhipov	Vladimir Orszagh, Andy Delmore	Marc Denis	2:45	0-1
Feb. 28, 2002	Pittsburgh	Michal Rozsival	Jan Hrdina, Kris Beech	Ron Tugnutt	1:42	3-4
Mar. 21, 2002	Detroit	Sergei Fedorov	Brendan Shanahan, Nicklas Lidstrom	Marc Denis	0:25	2-3
Mar. 28, 2002	at Vancouver	Andrew Cassels	Todd Bertuzzi, Mattias Ohlund	Marc Denis	4:20	3-4
Nov. 5, 2002	Washington	Peter Bondra	Michael Nylander, Kip Miller	Marc Denis	4:56	3-4
Nov. 17, 2002	at Dallas	Pierre Turgeon	Scott Young, Sergei Zubov	Marc Denis	3:19	2-3
Mar. 8, 2003	Calgary	Jarome Iginla	Craig Conroy	Marc Denis	4:52	2-3
Oct. 30, 2003	at Edmonton	Brad Isbister	Mike York, Marc-Andre Bergeron	Marc Denis	2:29	3-4
Dec. 12, 2003	St. Louis	Doug Weight	Pavol Demitra, Keith Tkachuk	Fred Brathwaite	4:51	2-3
Dec. 16, 2003	at St. Louis	Keith Tkachuk	Chris Pronger, Pavol Demitra	Marc Denis	4:17	1-2
Feb. 14, 2004	San Jose	Marco Sturm	Patrick Marleau, Brad Stuart	Marc Denis	4:43	1-2
Mar. 13, 2006	at St. Louis	Christian Backman	Keith Tkachuk, Jay McClement	Pascal Leclaire	3:49	2-3
Oct. 6, 2006	Vancouver	Daniel Sedin	Henrik Sedin	Pascal Leclaire	0:31	2-3
Dec. 29, 2006	at Minnesota	Wes Walz	Martin Skoula, Pavol Demitra	Ty Conklin	1:29	3-4
Dec. 10, 2007	Anaheim	Chris Pronger	Ryan Getzlaf, Mathieu Schneider	Pascal Leclaire	3:14	3-4
Feb. 5, 2008	Washington	Alex Ovechkin	Tom Poti, Shaone Morrisonn	Fredrik Norrena	2:28	3-4
Feb. 8, 2008	at San Jose	Joe Thornton	Sandis Ozolinsh, Patrick Marleau	Fredrik Norrena	1:49	1-2
Mar. 7, 2008	Edmonton	Andrew Cogliano	Robert Nilsson	Pascal Leclaire	1:53	1-2
Nov. 3, 2008	at NY Islanders	Chris Campoli	Mike Comrie	Fredrik Norrena	3:13	3-4
Mar. 24, 2009	at Tampa Bay	Martin St. Louis	Steven Stamkos, Richard Petiot	Steve Mason	3:04	1-2
Apr. 5, 2009	Chicago	Kris Versteeg	Andrew Ladd	Steve Mason	3:10	0-1
Dec. 31, 2009	Nashville	David Legwand	Joel Ward	Mathieu Garon	0:28	1-2
Mar. 2, 2010	Vancouver	Christian Ehrhoff	Ryan Kesler, Alexandre Burrows	Steve Mason	1:33	3-4
Mar. 20, 2010	at Nashville	Cody Franson	Martin Erat, Colin Wilson	Steve Mason	1:54	0-1
Mar. 27, 2010	NY Islanders	Josh Bailey	John Tavares, Mark Streit	Mathieu Garon	2:58	3-4
Apr. 5, 2010	at St. Louis	Erik Johnson	Andy McDonald, David Perron	Mathieu Garon	3:59	1-2
Dec. 13, 2010	at Calgary	Jarome Iginla	Alex Tanguay, Cory Sarich	Mathieu Garon	3:49	2-3
Dec. 15, 2010	at Vancouver	Ryan Kesler	Daniel Sedin, Henrik Sedin	Mathieu Garon	3:30	2-3
Jan. 15, 2011	at Detroit	Johan Franzen	Henrik Zetterberg, Niklas Kronwall	Steve Mason	0:45	5-6
Mar. 9, 2011	St. Louis	Chris Stewart	Carlo Colaiacovo, Kevin Shattenkirk	Jaroslav Halak	0:54	3-4
Mar. 31, 2011	at Washington	Jason Chimera	Brooks Laich, John Carlson	Steve Mason	2:30	3-4
Dec. 8, 2011	Nashville	Colin Wilson	Martin Erat	Curtis Sanford	1:45	3-4
Feb. 19, 2012	at NY Rangers	Derek Stepan	Michael Del Zotto, Marian Gaborik	Steve Mason	0:22	2-3
Feb. 7, 2013	Calgary	Alex Tanguay	Jarome Iginla, T.J. Brodie	Sergei Bobrovsky	1:07	3-4
Feb. 26, 2013	Dallas	Loui Eriksson	Derek Roy, Brenden Dillon	Sergei Bobrovsky	3:03	4-5
Mar. 1, 2013	at Chicago	Brent Seabrook	Jonathan Toews, Viktor Stalberg	Steve Mason	3:23	3-4
Nov. 12, 2013	at Washington	Alex Ovechkin	Marcus Johansson, John Carlson	Sergei Bobrovsky	1:34	3-4
Nov. 14, 2013	at Boston	Milan Lucic	Unassisted	Sergei Bobrovsky	4:11	2-3
Dec. 14, 2013	St. Louis	David Backes	Unassisted	Mike McKenna	0:22	3-4
Feb. 6, 2014	at Los Angeles	Robyn Regehr	Mike Richards, Jeff Carter	Sergei Bobrovsky	2:33	1-2
Apr. 1, 2014	Colorado	Gabriel Landeskog	Tyson Barrie, Nathan MacKinnon	Sergei Bobrovsky	4:27	2-3
Nov. 7, 2014	at Carolina	Elias Lindholm	Eric Staal, Victor Rask	Curtis McElhinney	4:22	2-3
Dec. 18, 2014	Washington	Eric Fehr	Mike Green	Sergei Bobrovsky	0:42	4-5
Apr. 6, 2015	at NY Rangers	Derek Stepan	Keith Yandle	Sergei Bobrovsky	4:10	3-4

SHOOTOUT RECORD BY SEASON

SEASON	HOME				ROAD				OVERALL			
	GP	W	L	PTS	GP	W	L	PTS	GP	W	L	PTS
2005-06	3	3	0	6	8	5	3	13	11	8	3	19
2006-07	4	1	3	5	6	4	2	10	10	5	5	15
2007-08	6	2	4	8	5	1	4	6	11	3	8	14
2008-09	5	3	2	8	8	3	5	11	13	6	7	19
2009-10	8	2	6	10	4	0	4	4	12	2	10	14
2010-11	9	5	4	14	4	0	4	4	13	5	8	18
2011-12	3	1	2	4	6	3	3	9	9	4	5	13
2012-13	5	2	3	7	4	3	1	7	9	5	4	14
2013-14	2	0	2	2	5	5	0	10	7	5	2	12
2014-15	5	4	1	9	6	5	1	11	11	9	2	20
TOTALS	50	23	27	73	56	29	27	85	106	52	54	158

*Shootout began in 2005-06

SHOOTOUT RECORD BY TEAM

Team	HOME				ROAD				OVERALL			
	GP	W	L	PTS	GP	W	L	PTS	GP	W	L	PTS
Anaheim	1	1	0	2	3	2	1	5	4	3	1	7
Arizona	2	1	1	3	1	0	1	1	3	1	2	4
Boston	2	0	2	2	1	0	1	1	3	0	3	3
Buffalo	0	0	0	0	1	1	0	2	1	1	0	2
Calgary	3	1	2	4	4	3	1	7	7	4	3	11
Carolina	0	0	0	0	1	1	0	2	1	1	0	2
Chicago	5	1	4	6	3	1	2	4	8	2	6	10
Colorado	1	0	1	1	2	0	2	2	3	0	3	3
Dallas	4	1	3	5	2	1	1	3	6	2	4	8
Detroit	5	2	3	7	7	4	3	11	12	6	6	18
Edmonton	4	4	0	8	3	2	1	5	7	6	1	13
Florida	1	1	0	2	1	1	0	2	2	2	0	4
Los Angeles	2	0	2	2	0	0	0	0	2	0	2	2
Minnesota	2	2	0	4	4	3	1	7	6	5	1	11
Montreal	2	1	1	3	1	1	0	2	3	2	1	5
Nashville	4	2	2	6	5	1	4	6	9	3	6	12
New Jersey	0	0	0	0	2	1	1	3	2	1	1	3
NY Islanders	2	2	0	4	3	2	1	5	5	4	1	9
NY Rangers	0	0	0	0	2	1	1	3	2	1	1	3
Ottawa	0	0	0	0	1	1	0	2	1	1	0	2
Philadelphia	0	0	0	0	0	0	0	0	0	0	0	0
Pittsburgh	3	2	1	5	0	0	0	0	3	2	1	5
St. Louis	3	1	2	4	3	0	3	3	6	1	5	7
San Jose	2	0	2	2	0	0	0	0	2	0	2	2
Tampa Bay	0	0	0	0	1	0	1	1	1	0	1	1
Toronto	0	0	0	0	1	1	0	2	1	1	0	2
Vancouver	2	1	1	3	4	2	2	6	6	3	3	9
Washington	0	0	0	0	0	0	0	0	0	0	0	0
Winnipeg	0	0	0	0	0	0	0	0	0	0	0	0
TOTALS	50	23	27	73	56	29	27	85	106	52	54	158

ALL-TIME STATISTICS

SHOOTOUT WINS - 52

DATE	OPPONENT	SHOOTOUT DECIDING GOAL	GOALTENDER	ROUND	SHOOTOUT SCORE	GAME SCORE
Oct. 28, 2005	Minnesota	Trevor Letowski	Dwayne Roloson	8th	2-1	2-1
Nov. 30, 2005	at Minnesota	Jaroslav Balastik	Manny Fernandez	3rd	1-0	3-2
Dec. 8, 2005	NY Islanders	David Vyborny	Rick DiPietro	1st	1-0	4-3
Jan. 20, 2006	St. Louis	Rick Nash	Curtis Sanford	2nd	1-0	4-3
Feb. 1, 2006	at Calgary	Jaroslav Balastik	Miikka Kiprusoff	1st	2-0	2-1
Feb. 2, 2006	at Edmonton	Jason Chimera	Jussi Markkanen	8th	4-3	2-1
Mar. 5, 2006	at Anaheim	Rick Nash	Jean-Sebastien Giguere	3rd	1-0	3-2
Mar. 25, 2006	at Detroit	Jaroslav Balastik	Chris Osgood	1st	1-0	5-4
Nov. 3, 2006	Calgary	Manny Malholtra	Jamie McLennan	11th	4-3	5-4
Jan. 30, 2007	at Vancouver	Nikolai Zherdev	Roberto Luongo	3rd	2-1	3-2
Mar. 2, 2007	at Dallas	Jason Chimera	Marty Turco	1st	1-0	3-2
Mar. 14, 2007	at Anaheim	David Vyborny	Jean-Sebastien Giguere	5th	1-0	5-4
Mar. 22, 2007	at Detroit	Sergei Fedorov	Chris Osgood	6th	3-2	2-1
Nov. 24, 2007	Detroit	Rick Nash	Chris Osgood	2nd	3-1	3-2
Jan. 12, 2008	Nashville	Nikolai Zherdev	Chris Mason	1st	1-0	2-1
Feb. 21, 2008	at Ottawa	Rick Nash	Ray Emery	1st	2-0	3-2
Nov. 7, 2008	Montreal	Kristian Huselius	Jaroslav Halak	1st	2-0	4-3
Dec. 11, 2008	Nashville	Jakub Voracek	Dan Ellis	3rd	2-1	2-1
Jan. 18, 2009	at Vancouver	Jason Williams	Roberto Luongo	1st	2-0	6-5
Feb. 19, 2009	at Toronto	Rick Nash	Justin Pogge	2nd	2-1	4-3
Mar. 12, 2009	Pittsburgh	Kristian Huselius	Marc-Andre Fleury	3rd	1-0	4-3
Apr. 8, 2009	at Chicago	Fedor Tyutin	Nikolai Khabibulin	2nd	1-0	4-3
Nov. 13, 2009	Anaheim	Kristian Huselius	Jean-Sebastien Giguere	1st	2-0	3-2
Nov. 16, 2009	Edmonton	Jakub Voracek	Jeff Drouin-Deslauriers	4th	2-1	3-2
Oct. 28, 2010	Edmonton	Rick Nash	Devan Dubnyk	1st	2-0	3-2
Dec. 6, 2010	Dallas	Kyle Wilson	Kari Lehtonen	3rd	1-0	3-2
Dec. 27, 2010	Minnesota	Kyle Wilson	Jose Theodore	2nd	3-1	4-3
Jan. 14, 2011	Detroit	Antoine Vermette	Joey MacDonald	4th	1-0	3-2
Mar. 29, 2011	Florida	Maksim Mayorov	Scott Clemmensen	2nd	1-0	3-2
Dec. 1, 2011	at Calgary	Rick Nash	Miikka Kiprusoff	3rd	1-0	4-3
Dec. 6, 2011	at Montreal	Rick Nash	Carey Price	2nd	1-0	3-2
Dec. 13, 2011	Vancouver	Rick Nash	Roberto Luongo	2nd	3-1	2-1
Mar. 18, 2012	at Calgary	Cam Atkinson	Miikka Kiprusoff	4th	1-0	2-1
Jan. 19, 2013	at Nashville	Derek Brassard	Sergei Bobrovsky	6th	2-1	3-2
Mar. 5, 2013	Edmonton	Artem Anisimov	Sergei Bobrovsky	3rd	2-0	4-3
Mar. 10, 2013	at Detroit	Matt Calvert	Sergei Bobrovsky	3rd	2-1	3-2
Mar. 16, 2013	Phoenix	Artem Anisimov	Sergei Bobrovsky	2nd	2-0	1-0
Apr. 13, 2013	at Minnesota	Mark Letestu	Sergei Bobrovsky	2nd	2-0	3-2
Oct. 5, 2013	at NY Islanders	Cam Atkinson	Evgeni Nabokov	4th	2-1	3-2
Dec. 27, 2013	at New Jersey	Cam Atkinson	Martin Brodeur	3rd	1-0	2-1
Jan. 6, 2014	at NY Rangers	Mark Letestu	Henrik Lundqvist	1st	2-0	4-3
Jan. 18, 2014	at Buffalo	Ryan Johansen	Ryan Miller	3rd	1-0	4-3
Mar. 15, 2014	at Minnesota	Ryan Johansen	Darcy Kuemper	4th	3-2	2-1
Dec. 4, 2014	at Florida	Ryan Johansen	Roberto Luongo	4th	1-0	4-3
Dec. 13, 2014	Pittsburgh	Ryan Johansen	Thomas Greiss	2nd	2-1	4-3
Dec. 16, 2014	at Detroit	Boone Jenner	Jimmy Howard	3rd	2-1	1-0
Dec. 20, 2014	Chicago	Jack Johnson	Corey Crawford	9th	2-1	3-2
Mar. 10, 2015	at Carolina	Ryan Johansen	Cam Ward	3rd	1-0	4-3
Mar. 13, 2015	Edmonton	Alex Wennberg	Ben Scrivens	5th	1-0	5-4
Mar. 18, 2015	at Edmonton	Alex Wennberg	Ben Scrivens	3rd	2-1	4-3
Apr. 2, 2015	NY Islanders	Mark Letestu	Jaroslav Halak	1st	2-0	4-3
Apr. 11, 2015	at NY Islanders	Cam Atkinson	Jaroslav Halak	4th	2-1	5-4

SHOOTOUT LOSSES - 54

DATE	OPPONENT	SHOOTOUT DECIDING GOAL	GOALTENDER	ROUND	SHOOTOUT SCORE	GAME SCORE
Dec. 20, 2005	at Detroit	Jason Williams	Pascal Leclaire	2nd	1-2	3-4
Jan. 7, 2006	at Colorado	Alex Tanguay	Pascal Leclaire	4th	1-2	2-3
Apr. 7, 2006	at Detroit	Tomas Holmstrom	Marc Denis	5th	0-1	5-6
Nov. 22, 2006	St. Louis	Bill Guerin	Pascal Leclaire	4th	0-1	3-4
Dec. 14, 2006	at Phoenix	Mike Comrie	Fredrik Norrena	3rd	0-1	4-5
Jan. 9, 2007	St. Louis	Lee Stempniak	Fredrik Norrena	3rd	2-3	3-4
Feb. 20, 2007	at St. Louis	Lee Stempniak	Fredrik Norrena	1st	0-1	4-5
Feb. 25, 2007	Nashville	Alexander Radulov	Ty Conklin	1st	0-1	3-4
Oct. 17, 2007	Dallas	Jussi Jokinen	Fredrik Norrena	2nd	0-1	2-3
Nov. 1, 2007	at Anaheim	Mathieu Schneider	Fredrik Norrena	2nd	0-1	1-2
Nov. 10, 2007	at Nashville	Martin Erat	Fredrik Norrena	2nd	0-1	3-4
Nov. 18, 2007	Detroit	Johan Franzen	Pascal Leclaire	5th	2-3	4-5
Dec. 3, 2007	Dallas	Niklas Hagman	Pascal Leclaire	5th	2-3	1-2
Feb. 10, 2008	Los Angeles	Patrick O'Sullivan	Pascal Leclaire	4th	1-2	2-3
Mar. 2, 2008	at Edmonton	Ales Hemsky	Pascal Leclaire	2nd	0-1	3-4
Mar. 30, 2008	at Chicago	Patrick Kane	Fredrik Norrena	1st	0-1	4-5
Nov. 1, 2008	Chicago	Jonathan Toews	Fredrik Norrena	1st	0-1	3-4
Nov. 15, 2008	at Minnesota	Marek Zidlicky	Steve Mason	2nd	0-2	2-3
Dec. 18, 2008	at Dallas	Brad Richards	Pascal Leclaire	1st	0-2	5-6
Jan. 21, 2009	at Calgary	Todd Bertuzzi	Steve Mason	3rd	0-1	4-5
Feb. 16, 2009	Dallas	James Neal	Steve Mason	2nd	0-1	2-3
Mar. 28, 2009	at St. Louis	David Perron	Steve Mason	4th	1-2	3-4
Apr. 4, 2009	at Nashville	Ville Koistinen	Steve Mason	3rd	0-1	4-5
Oct. 30, 2009	Pittsburgh	Sidney Crosby	Steve Mason	2nd	0-1	3-4
Nov. 4, 2009	San Jose	Dan Boyle	Steve Mason	2nd	0-1	2-3
Nov. 21, 2009	at Nashville	David Legwand	Steve Mason	2nd	1-2	3-4
Nov. 28, 2009	Calgary	Jamie Lundmark	Steve Mason	4th	2-3	3-4
Dec. 1, 2009	at Chicago	Brent Seabrook	Steve Mason	11th	1-2	3-4
Dec. 10, 2009	at Nashville	Steve Sullivan	Mathieu Garon	5th	2-3	3-4
Dec. 17, 2009	Phoenix	Robert Lang	Mathieu Garon	3rd	1-2	1-2
Dec. 29, 2009	at NY Islanders	Rob Schremp	Steve Mason	3rd	0-1	1-2
Feb. 14, 2010	Chicago	Troy Brouwer	Mathieu Garon	4th	1-2	4-5
Apr. 9, 2010	Detroit	Todd Bertuzzi	Steve Mason	4th	1-2	0-1
Dec. 1, 2010	Nashville	Steve Sullivan	Steve Mason	2nd	0-1	3-4
Jan. 18, 2011	at Tampa Bay	Ryan Malone	Mathieu Garon	4th	0-1	2-3
Feb. 16, 2011	Los Angeles	Jarrett Stoll	Mathieu Garon	2nd	0-1	3-4
Mar. 1, 2011	at Vancouver	Raffi Torres	Steve Mason	8th	0-1	1-2
Mar. 7, 2011	at St. Louis	Alexander Steen	Steve Mason	4th	2-3	4-5
Mar. 15, 2011	Boston	Tyler Seguin	Steve Mason	1st	0-1	2-3
Mar. 22, 2011	at Colorado	Milan Hejduk	Steve Mason	1st	0-1	4-5
Apr. 1, 2011	Chicago	Viktor Stalberg	Mathieu Garon	3rd	0-1	3-4
Oct. 12, 2011	Colorado	Matt Duchene	Steve Mason	2nd	1-2	2-3
Nov. 17, 2011	at Boston	David Krejci	Curtis Sanford	3rd	1-2	1-2
Nov. 23, 2011	at New Jersey	Ilya Kovalchuk	Curtis Sanford	1st	0-1	1-2
Dec. 27, 2011	Calgary	Jarome Iginla	Steve Mason	1st	0-1	1-2
Jan. 21, 2012	at Detroit	Valtteri Filppula	Curtis Sanford	4th	0-1	2-3
Jan. 21, 2013	Detroit	Damien Brunner	Sergei Bobrovsky	4th	0-1	3-4
Mar. 12, 2013	Vancouver	Mason Raymond	Sergei Bobrovsky	3rd	0-1	1-2
Mar. 14, 2013	Chicago	Patrick Kane	Sergei Bobrovsky	3rd	1-2	1-2
Mar. 26, 2013	at Vancouver	Maxim Lapierre	Sergei Bobrovsky	3rd	0-1	0-1
Nov. 15, 2013	Montreal	David Desharnais	Curtis McElhinney	2nd	0-1	2-3
Mar. 13, 2014	San Jose	Joe Pavelski	Sergei Bobrovsky	2nd	0-1	3-4
Nov. 18, 2014	Boston	Alex Khokhlachev	Sergei Bobrovsky	7th	0-1	3-4
Feb. 22, 2015	at NY Rangers	Rick Nash	Curtis McElhinney	3rd	1-2	3-4

ALL-TIME STATISTICS

ALL-TIME INDIVIDUAL SHOOTOUT STATISTICS

PLAYER	RD. 1	RD. 2	RD. 3	RD. 4	RD. 5	RD. 6	RD. 7	RD. 8	RD. 9	RD. 10	RD. 11	TOTAL	S PCT.	GWG
A. Anisimov	3-5	2-5	0-2	5-of-12	.417	2
C. Atkinson	1-8	1-3	1-3	3-3	6-of-17	.353	4
J. Balastik	5-8	...	1-1	6-of-9	.667	3
B. Berard	0-1	0-of-1	.000	0
D. Brassard	...	1-2	0-3	0-1	...	1-1	2-of-7	.286	1
G. Brule	...	0-1	0-1	...	0-1	0-1	0-of-4	.000	0
M. Calvert	...	1-4	0-2	0-3	0-1	1-of-10	.100	1
A. Carter	1-1	1-of-1	1.000	0
J. Carter	0-1	...	0-1	0-of-2	.000	0
J. Chimera	1-1	0-2	...	0-1	0-1	1-2	0-1	2-of-8	.250	2
K. Connauton	0-1	0-of-1	.000	0
D. Dorsett	...	0-1	0-of-1	.000	0
B. Dubinsky	0-1	0-of-1	.000	0
A. Eriksson	0-1	...	0-of-1	.000	0
S. Fedorov	0-1	0-2	0-2	0-1	1-2	1-1	2-of-9	.222	1
N. Filatov	0-1	1-3	1-of-4	.250	0
N. Foligno	0-3	...	0-1	0-of-4	.000	0
A. Foote	0-1	0-of-1	.000	0
D. Fritsche	0-1	0-of-1	.000	0
C. Glencross	1-1	1-of-1	1.000	0
R. Hainsey	0-1	0-of-1	.000	0
M. Hartigan	1-2	1-of-2	.500	0
J. Hrdina	0-1	...	0-1	0-of-2	.000	0
K. Huselius	4-14	0-1	3-8	7-of-23	.304	3
B. Jenner	1-1	0-1	1-of-2	.500	1
R. Johansen	1-4	5-13	2-5	2-3	0-1	10-of-26	.385	5
J. Johnson	0-2	0-1	1-1	1-of-4	.250	1
Z. Konopka	...	0-1	0-of-1	.000	0
T. Kubalik	...	0-1	0-of-1	.000	0
M. Letestu	5-13	3-6	2-3	10-of-22	.455	3
T. Letowski	0-1	0-1	1-1	1-1	2-of-4	.500	1
J. Lindstrom	0-1	0-of-1	.000	0
D. MacKenzie	0-1	0-of-1	.000	0
M. Malhotra	0-1	1-1	1-of-2	.500	1
M. Mayorov	0-1	1-1	1-of-2	.500	1
F. Modin	0-1	0-1	0-1	0-of-3	.000	0
J. Morin	1-1	1-of-1	1.000	0
R. Nash	8-20	13-33	4-13	1-1	26-of-67	.388	9
J. Novotny	0-1	0-1	0-1	0-of-3	.000	0
S. Pahlsson	0-1	0-of-1	.000	0
M. Peca	1-2	0-1	0-1	1-of-4	.250	0
A. Picard	0-1	0-of-1	.000	0
G. Platt	...	0-1	0-of-1	.000	0
V. Prospal	...	0-1	0-of-1	.000	0
K. Russell	0-1	...	0-of-1	.000	0
A. Stralman	...	0-1	...	0-1	0-of-2	.000	0
A. Svitov	0-1	0-of-1	.000	0
R. Torres	0-1	0-of-1	.000	0
F. Tyutin	...	2-4	1-4	1-1	...	0-2	4-of-11	.364	1
R. Umberger	0-1	0-1	0-1	0-1	0-of-4	.000	0
S. Upshall	...	0-1	0-1	0-of-2	.000	0
A. Vermette	0-1	...	0-2	1-5	1-3	2-of-11	.182	1
J. Voracek	0-2	0-1	2-8	1-1	3-of-12	.250	2
D. Vyborny	4-8	0-3	0-4	1-1	1-3	6-of-19	.316	2
A. Wennberg	2-2	...	1-1	0-1	...	0-1	3-of-5	.600	2
J. Williams	2-5	0-1	0-1	2-of-7	.286	1
K. Wilson	...	1-4	1-1	2-of-5	.400	2
J. Wisniewski	1-2	0-1	1-of-3	.333	0
T. Wright	0-1	0-of-1	.000	0
N. Zherdev	2-5	3-7	2-4	1-3	8-of-19	.421	2
Total	37-106	34-106	24-86	12-33	5-15	2-9	2-7	2-6	1-3	0-2	1-2	120-of-375	.320	52

GOALTENDER	RD. 1	RD. 2	RD. 3	RD. 4	RD. 5	RD. 6	RD. 7	RD. 8	RD. 9	RD. 10	RD. 11	TOTAL	SV PCT.
S. Bobrovsky	18-22	17-22	11-14	7-8	3-4	3-3	1-2	1-1	1-1	62-of-77	.805
T. Conklin	1-2	1-2	1-1	3-of-5	.600
M. Denis	3-4	4-4	3-3	1-2	1-2	1-1	0-1	1-1	14-of-18	.778
M. Garon	8-9	5-9	4-7	1-4	0-1	18-of-30	.600
P. Leclaire	11-16	13-16	9-12	1-6	0-3	1-1	0-1	1-1	1-1	1-1	1-1	39-of-59	.661
S. Mason	23-31	16-31	14-19	4-8	1-2	2-2	2-2	1-2	1-1	1-1	0-1	65-of-100	.650
C. McElhinney	3-5	3-5	3-4	1-1	10-of-15	.667
F. Norrena	6-11	6-11	5-7	1-2	2-2	1-1	21-of-34	.618
M. Prusek	1-1	0-1	1-1	1-1	1-1	1-1	1-1	1-1	7-of-8	.875
C. Sanford	4-5	3-5	3-4	0-1	10-of-15	.667
Total	78-106	68-106	54-72	17-33	8-15	9-9	4-7	5-6	3-3	2-2	1-2	249-of-361	.690

RECORD BY DIVISION

YEAR	CENTRAL	PACIFIC	NORTHWEST	VS. WEST	NORTHEAST	ATLANTIC	SOUTHEAST / METRO*	VS. EAST
2000-01	6-10-2-2	8-9-1-2	5-12-1-1	19-31-4-5	3-0-3-0	1-4-2-1	5-4-0-0	9-8-5-1
2001-02	5-9-3-3	6-14-0-0	4-14-1-1	15-37-4-4	2-5-1-0	4-0-3-1	1-5-0-0	7-10-4-1
2002-03	5-13-2-0	7-11-1-1	8-8-3-1	20-32-6-2	3-3-0-0	5-3-0-0	1-4-2-1	9-10-2-1
2003-04	9-13-0-2	5-10-4-1	6-11-2-1	20-34-6-4	0-4-1-0	2-2-1-0	3-5-0-0	5-11-2-0
2005-06	14-15-3	8-12-0	8-11-1	30-38-4	0-0-0-0	4-1-0	1-4-0	5-5-0
2006-07	11-17-4	10-9-1	8-10-2	29-36-7	3-2-0	1-4-0	0-0-0	4-6-0
2007-08	11-18-3	9-5-6	8-10-2	28-33-11	3-2-0	0-0-0	3-1-1	6-3-1
2008-09	10-10-4	6-12-2	12-6-2	28-28-8	5-0-0	3-3-1	5-0-1	13-3-2
2009-10	7-9-8	9-9-2	8-10-2	24-28-12	2-3-0	0-3-3	6-1-0	8-7-3
2010-11	8-11-5	8-11-1	7-9-4	23-31-10	3-2-1	4-2-0	4-0-2	11-4-3
2011-12	5-17-2	9-11-0	9-9-2	23-37-4	2-4-1	1-2-2	3-3-0	6-9-3
2012-13	9-6-3	8-6-1	7-5-3	24-17-7
2013-14	6-6-2	7-5-2	...	13-11-4	...	14-8-2	16-13-1*	30-21-3
2014-15	8-6-0	8-6-0	...	16-12-0	...	11-12-1	15-11-4*	26-23-5
TOTAL	114-160-48	108-130-25	90-115-29	312-405-102	26-25-7	50-44-17	63-51-12	139-120-36

RECORD BY MONTH

YEAR	OCTOBER	NOVEMBER	DECEMBER	JANUARY	FEBRUARY	MARCH	APRIL
2000-01	3-8-0-1	4-8-1-0	5-6-3-1	5-4-0-2	3-5-3-2	5-6-2-0	3-2-0-0
2001-02	1-7-4-0	6-6-1-1	3-9-1-0	4-9-1-0	1-3-1-2	5-8-0-2	2-5-0-0
2002-03	3-5-1-0	6-6-1-2	4-8-1-0	7-6-2-0	3-7-1-0	5-8-1-1	1-2-1-0
2003-04	3-6-0-1	4-6-3-0	2-9-1-2	6-6-3-0	4-7-1-1	5-10-0-0	1-1-0-0
2005-06	4-8-0	3-10-0	5-8-1	8-4-1	3-3-0	7-7-1	5-3-1
2006-07	3-5-1	3-10-1	9-5-2	6-6-1	3-7-2	8-6-0	1-3-0
2007-08	7-3-1	4-7-3	7-5-2	7-7-0	5-5-3	4-6-3	0-3-0
2008-09	4-6-0	6-4-3	7-6-1	7-5-1	7-4-1	9-4-2	1-2-2
2009-10	6-5-1	7-4-3	2-9-5	7-8-0	3-2-1	7-4-3	0-3-2
2010-11	6-4-0	8-4-0	6-7-3	3-6-2	8-3-1	3-7-6	0-4-1
2011-12	2-9-1	4-6-2	4-8-2	3-8-1	5-7-1	9-7-0	2-1-0
2012-13	0-0-0	0-0-0	0-0-0	2-5-1	3-7-2	10-2-4	9-3-0
2013-14	5-6-0	5-8-3	7-5-1	10-4-0	2-2-1	9-5-1	5-2-1
2014-15	4-6-0	2-9-2	10-1-1	5-8-0	5-7-1	11-4-0	5-0-1
TOTAL	51-78-11	62-88-26	71-86-27	80-86-15	55-69-24	97-84-26	35-34-9

RECORD BY DAY OF THE WEEK

YEAR	MONDAY	TUESDAY	WEDNESDAY	THURSDAY	FRIDAY	SATURDAY	SUNDAY
2000-01	2-4-0-0	4-2-1-1	4-8-3-3	4-4-2-0	5-5-0-0	5-10-2-1	4-6-1-1
2001-02	3-8-2-0	2-6-1-0	2-7-0-1	2-8-1-3	7-3-1-0	4-12-2-1	2-3-1-0
2002-03	1-8-1-0	2-7-1-1	4-4-2-0	9-5-0-0	4-6-2-0	7-9-2-1	2-3-0-1
2003-04	2-4-1-0	2-5-2-1	3-9-1-0	3-10-0-1	6-4-0-1	7-12-1-1	2-1-3-0
2005-06	3-2-1	4-4-1	6-8-0	4-5-0	7-11-1	7-8-1	4-5-0
2006-07	2-2-0	7-4-2	2-6-1	4-4-1	8-10-2	7-12-0	3-4-1
2007-08	1-2-2	4-6-1	7-6-1	6-4-1	7-4-2	6-9-1	3-5-4
2008-09	2-1-2	7-7-1	6-2-1	6-2-1	9-5-0	10-9-4	1-5-1
2009-10	6-4-1	4-8-3	2-4-1	7-7-3	3-1-2	7-10-4	3-1-1
2010-11	4-0-2	5-5-4	5-1-4	3-6-1	7-10-1	9-6-1	1-7-0
2011-12	1-4-0	8-9-1	1-2-2	5-8-2	5-4-0	7-12-1	2-7-1
2012-13	3-1-1	3-2-3	1-1-0	4-4-2	3-2-1	6-4-0	4-3-0
2013-14	6-3-0	8-6-2	2-1-0	7-5-3	6-8-1	11-6-1	3-3-0
2014-15	2-2-1	8-9-0	3-2-0	8-2-1	8-5-2	12-12-0	1-3-1
TOTAL	38-45-14	68-80-26	48-61-20	72-74-22	85-78-16	105-131-24	35-56-16

RECORD IN BACK-TO-BACK GAMES

YEAR	HOME			ROAD			OVERALL		
	1ST GAME	2ND GAME	TOTAL	1ST GAME	2ND GAME	TOTAL	1ST GAME	2ND GAME	TOTAL
2000-01	3-1-0-1	0-3-1-2	3-4-1-3	3-9-1-2	2-10-2-0	5-19-3-2	6-10-1-3	2-13-3-2	8-23-4-5
2001-02	1-2-0-0	0-1-0-2	1-3-0-2	5-5-0-0	3-7-0-0	8-12-0-0	6-7-0-0	3-8-0-2	9-15-0-2
2002-03	2-1-0-0	2-2-0-0	4-3-0-0	2-8-2-0	5-5-0-1	7-13-2-1	4-9-2-0	7-7-0-1	11-16-2-1
2003-04	3-2-1-1	3-3-0-0	6-5-1-1	4-6-1-0	2-9-1-0	6-15-2-0	7-8-2-1	5-12-1-0	12-20-3-1
2005-06	7-2-0	2-3-0	9-5-0	4-3-3	6-8-0	10-11-3	11-5-3	8-11-0	19-16-3
2006-07	4-5-1	4-2-1	8-7-2	6-5-0	3-10-1	9-15-1	10-10-1	7-12-2	17-22-3
2007-08	4-0-0	3-1-0	7-1-0	3-5-0	1-4-3	4-9-3	7-5-0	4-5-3	11-10-3
2008-09	8-1-0	4-3-1	12-4-1	4-5-2	3-6-3	7-11-5	12-6-2	7-9-4	19-15-6
2009-10	5-1-2	0-0-0	5-1-2	2-2-0	4-4-4	6-6-4	7-3-2	4-4-4	11-7-6
2010-11	1-4-0	3-4-1	4-8-1	5-5-3	6-3-1	11-8-4	6-9-3	9-7-2	15-16-5
2011-12	2-4-0	1-3-1	3-7-1	3-7-0	2-8-1	5-15-1	5-11-0	3-11-2	8-22-2
2012-13	4-1-0	1-0-0	5-1-0	2-4-0	3-7-0	5-11-0	6-5-0	4-7-0	10-12-0
2013-14	4-3-0	3-4-1	7-7-1	3-5-2	7-2-0	10-7-2	7-8-2	10-6-1	17-14-3
2014-15	4-4-1	2-3-0	6-7-1	6-3-1	6-7-1	12-10-2	10-7-2	8-10-1	18-17-3
TOTAL	52-31-6	28-32-10	80-63-17	52-72-17	53-90-18	105-162-35	104-103-24	81-122-28	185-225-52

RECORD BY SEASON

RECORD WHEN...

SCORING 1 GOAL OR LESS

Year	Home	Road	Total
2000-01	0-8-1-1	0-15-1-0	0-23-2-1
2001-02	0-10-0-2	0-20-0-0	0-30-0-2
2002-03	1-7-0-0	0-9-1-0	1-16-1-0
2003-04	0-7-1-1	0-13-1-1	0-20-2-2
2005-06	1-9-0	0-9-0	1-18-0
2006-07	0-9-0	0-15-0	0-24-0
2007-08	0-9-2	1-15-2	1-24-4
2008-09	1-4-1	1-10-1	2-14-2
2009-10	1-5-3	0-9-3	1-14-6
2010-11	0-7-0	0-9-1	0-16-1
2011-12	1-9-1	2-8-2	3-17-3
2012-13	1-3-2	0-7-1	1-10-3
2013-14	1-7-0	1-7-1	2-14-1
2014-15	0-8-0	1-5-0	1-13-0
Total	7-102-15	6-151-15	13-253-30

ALLOWING 1 GOAL OR LESS

Year	Home	Road	Total
2000-01	10-0-1-0	4-0-1-0	14-0-2-0
2001-02	6-0-0-2	5-1-0-0	11-1-0-2
2002-03	12-1-0-0	3-0-1-0	15-1-1-0
2003-04	9-2-1-0	4-2-1-0	13-4-2-0
2005-06	7-0-0	3-1-0	10-1-0
2006-07	8-0-0	6-3-0	14-3-0
2007-08	12-0-0	7-1-0	19-1-0
2008-09	11-0-1	9-0-0	20-0-1
2009-10	10-0-1	2-0-1	12-0-1
2010-11	9-0-0	5-0-0	14-0-0
2011-12	11-0-0	5-0-0	16-0-0
2012-13	10-0-0	2-1-1	12-1-0
2013-14	9-0-0	11-0-0	20-0-0
2014-15	5-0-0	8-0-0	13-0-0
Total	129-3-5	74-9-5	203-12-10

SCORING 1ST GOAL

Year	Home	Road	Total
2000-01	13-7-1-2	6-7-4-3	19-14-5-5
2001-02	9-6-5-2	8-5-2-0	17-11-7-2
2002-03	12-3-2-0	5-9-2-1	17-12-4-1
2003-04	12-7-3-1	3-9-1-1	15-16-4-2
2005-06	13-6-0	6-8-1	19-14-1
2006-07	14-3-2	9-2-3	23-5-5
2007-08	15-3-5	10-3-1	25-6-6
2008-09	17-5-0	11-4-4	28-9-4
2009-10	13-3-5	7-9-2	20-12-7
2010-11	12-5-2	10-4-3	22-9-5
2011-12	14-8-2	9-5-2	23-13-4
2012-13	8-2-1	5-4-1	13-6-2
2013-14	18-5-3	16-5-3	34-10-6
2014-15	13-4-1	14-5-0	27-9-1
Total	183-67-37	119-79-34	302-146-71

SCORING 2 GOALS OR LESS

Year	Home	Road	Total
2000-01	4-11-2-3	2-22-5-2	6-33-7-5
2001-02	2-15-3-3	2-26-2-0	4-41-5-3
2002-03	4-12-2-1	3-21-2-1	7-33-4-2
2003-04	5-13-2-2	1-22-3-1	6-35-5-3
2005-06	2-15-0	2-18-2	4-33-2
2006-07	3-13-1	1-21-0	4-34-1
2007-08	4-13-4	2-21-2	6-34-6
2008-09	5-11-2	4-14-2	9-25-4
2009-10	6-8-4	1-14-3	7-22-7
2010-11	2-15-1	1-13-4	3-28-5
2011-12	3-17-2	3-19-4	6-36-6
2012-13	5-5-2	0-10-1	5-15-3
2013-14	1-11-2	7-14-2	8-25-4
2014-15	2-17-0	2-12-1	4-29-1
Total	48-176-36	31-247-37	79-423-73

ALLOWING 2 GOALS OR LESS

Year	Home	Road	Total
2000-01	17-2-2-1	7-3-5-0	24-5-7-1
2001-02	10-1-3-2	8-8-2-0	18-9-5-2
2002-03	17-2-2-0	8-1-2-0	25-3-4-0
2003-04	14-4-2-1	6-4-3-1	20-8-5-2
2005-06	12-1-0	9-3-0	21-4-0
2006-07	14-0-0	10-6-0	24-6-0
2007-08	16-2-2	10-4-2	26-6-4
2008-09	17-1-1	11-2-1	28-3-2
2009-10	18-0-3	8-4-3	26-4-6
2010-11	13-3-0	12-0-1	25-3-1
2011-12	14-4-1	10-2-2	24-6-3
2012-13	12-0-2	7-4-1	19-4-3
2013-14	17-1-0	17-3-1	34-4-1
2014-15	12-2-0	16-1-0	28-3-0
Total	203-23-22	139-45-24	342-68-46

ALLOWING 1ST GOAL

Year	Home	Road	Total
2000-01	6-8-3-1	3-17-1-0	9-25-4-1
2001-02	5-12-0-2	0-24-1-1	5-36-1-3
2002-03	8-11-3-2	4-19-1-0	12-30-4-2
2003-04	5-11-1-1	5-18-3-1	10-29-4-2
2005-06	10-12-0	6-17-3	16-29-3
2006-07	4-16-2	6-21-0	10-37-2
2007-08	5-11-2	4-19-4	9-30-6
2008-09	8-8-3	5-14-3	13-22-6
2009-10	7-9-4	5-14-4	12-23-8
2010-11	5-14-3	7-12-5	12-26-8
2011-12	3-13-1	3-20-2	6-33-3
2012-13	6-3-4	5-8-1	11-11-5
2013-14	4-10-1	5-12-0	9-22-1
2014-15	6-16-1	9-10-3	15-26-4
Total	82-154-34	67-225-33	149-379-67

SCORING 3 GOALS

Year	Home	Road	Total
2000-01	8-4-2-0	2-2-0-0	10-6-2-0
2001-02	6-2-2-1	4-3-1-1	10-5-3-2
2002-03	5-1-1-1	1-2-1-0	6-3-2-1
2003-04	6-4-1-0	3-5-1-1	9-9-2-1
2005-06	4-2-0	5-6-1	9-8-1
2006-07	7-2-3	5-2-1	12-4-4
2007-08	6-1-2	4-1-2	10-2-4
2008-09	9-2-1	2-4-2	11-6-3
2009-10	7-3-4	3-7-3	10-10-7
2010-11	9-2-4	9-2-1	18-4-5
2011-12	4-4-1	3-3-0	7-7-1
2012-13	2-0-2	7-1-1	9-1-3
2013-14	3-4-2	5-2-1	8-6-3
2014-15	5-2-1	8-3-2	13-5-3
Total	81-33-28	61-43-19	142-76-47

ALLOWING 3 GOALS

Year	Home	Road	Total
2000-01	1-3-2-2	0-8-0-2	1-11-2-4
2001-02	2-6-2-1	0-6-1-0	2-12-3-1
2002-03	2-4-1-1	0-6-1-1	2-10-2-2
2003-04	2-3-1-1	1-6-1-0	3-9-2-1
2005-06	7-5-0	1-6-2	8-11-2
2006-07	2-6-1	2-6-0	4-12-1
2007-08	2-2-2	3-11-0	5-13-2
2008-09	6-4-1	3-7-1	9-11-2
2009-10	2-4-1	2-3-0	4-7-1
2010-11	4-5-1	4-3-3	8-8-4
2011-12	3-5-1	2-2-2	5-7-3
2012-13	2-3-0	2-3-0	4-6-0
2013-14	4-6-2	4-4-1	8-10-3
2014-15	6-2-0	5-5-1	11-7-1
Total	45-58-20	29-76-16	74-134-36

LEADING AFTER 1ST PERIOD

Year	Home	Road	Total
2000-01	11-1-0-2	6-3-2-2	17-4-2-4
2001-02	6-3-3-0	5-0-0-1	11-3-3-1
2002-03	11-1-2-0	3-6-1-1	14-7-3-1
2003-04	8-1-2-0	1-1-0-0	9-2-2-0
2005-06	8-3-0	4-4-1	12-7-1
2006-07	10-0-1	6-1-2	16-1-3
2007-08	13-2-3	8-0-1	21-2-4
2008-09	12-3-0	8-3-2	20-6-2
2009-10	9-3-4	4-5-2	13-8-6
2010-11	10-2-1	7-2-0	17-4-1
2011-12	13-2-1	5-1-0	18-3-1
2012-13	5-1-1	3-1-0	8-2-1
2013-14	14-2-2	8-3-1	22-5-3
2014-15	10-2-1	12-2-0	22-4-1
Total	140-26-23	80-32-16	220-58-39

SCORING 4 GOALS OR MORE

Year	Home	Road	Total
2000-01	7-0-0-0	5-0-0-1	12-0-0-1
2001-02	6-1-0-0	2-0-0-0	8-1-0-0
2002-03	11-1-2-0	5-5-0-0	16-6-2-0
2003-04	6-1-1-0	4-0-0-0	10-1-1-0
2005-06	17-1-0	5-1-1	22-2-1
2006-07	8-4-0	9-0-2	17-4-2
2007-08	10-0-1	8-0-1	18-0-2
2008-09	11-0-0	10-0-3	21-0-3
2009-10	7-1-1	8-2-0	15-3-1
2010-11	6-2-0	7-1-3	13-3-3
2011-12	10-0-0	6-3-0	16-3-0
2012-13	7-0-1	3-1-0	10-1-1
2013-14	18-0-0	9-1-0	27-1-0
2014-15	12-1-1	13-0-0	25-1-1
Total	136-12-7	94-14-11	230-26-18

ALLOWING 4 GOALS OR MORE

Year	Home	Road	Total
2000-01	1-10-0-0	2-13-0-1	3-23-0-1
2001-02	2-11-0-1	0-15-0-1	2-26-0-2
2002-03	1-8-2-1	1-21-0-0	2-29-2-1
2003-04	1-11-1-0	1-17-0-1	2-28-1-1
2005-06	4-12-0	2-16-2	6-28-2
2006-07	2-13-3	3-11-3	5-24-6
2007-08	2-10-3	1-7-3	3-17-6
2008-09	2-8-1	2-9-5	4-17-6
2009-10	0-8-5	2-16-3	2-24-8
2010-11	0-11-4	1-13-4	1-24-8
2011-12	0-12-1	0-21-0	0-33-1
2012-13	0-2-3	1-5-1	1-7-4
2013-14	1-8-2	0-10-1	1-18-3
2014-15	1-16-2	2-9-2	3-25-4
Total	17-140-29	18-183-27	35-323-56

TIED AFTER 1ST PERIOD

Year	Home	Road	Total
2000-01	6-7-1-1	1-7-3-0	7-14-4-1
2001-02	6-2-2-4	3-12-2-0	9-14-4-4
2002-03	5-4-1-0	6-5-2-0	11-9-3-0
2003-04	6-9-1-1	3-14-3-2	9-23-4-3
2005-06	10-8-0	4-10-1	14-18-1
2006-07	6-8-2	8-5-1	14-13-3
2007-08	6-4-3	3-10-3	9-14-6
2008-09	11-3-2	5-9-4	16-12-6
2009-10	8-3-3	6-6-1	14-9-4
2010-11	4-6-2	5-3-4	9-9-6
2011-12	3-11-1	5-10-3	8-21-4
2012-13	9-2-3	3-4-2	12-6-5
2013-14	6-8-2	12-5-2	18-13-4
2014-15	4-6-0	9-4-2	13-10-2
Total	90-81-29	73-104-35	163-185-64

RECORD WHEN...

TRAILING AFTER 1ST PERIOD

Year	Home	Road	Total
2000-01	2-7-3-0	2-14-0-1	4-21-3-1
2001-02	2-13-0-0	0-17-1-0	2-30-1-0
2002-03	4-9-2-2	0-17-0-0	4-26-2-2
2003-04	3-8-1-1	4-12-1-0	7-20-2-1
2005-06	5-7-0	4-11-2	9-18-2
2006-07	2-11-1	1-17-0	3-28-1
2007-08	1-8-1	3-12-1	4-20-2
2008-09	2-7-1	3-6-1	5-13-2
2009-10	3-6-2	2-12-3	5-18-5
2010-11	3-11-2	5-11-4	8-22-6
2011-12	1-8-1	2-14-1	3-22-2
2012-13	0-2-1	4-7-0	4-9-1
2013-14	2-5-0	1-9-0	3-14-0
2014-15	5-12-1	2-9-1	7-21-2
Total	35-114-19	33-168-16	68-282-35

SCORING A POWER PLAY GOAL

Year	Home	Road	Total
2000-01	18-5-2-1	4-7-2-2	22-12-4-3
2001-02	11-6-2-0	2-12-3-0	13-18-5-0
2002-03	16-5-2-1	7-14-0-0	23-19-2-1
2003-04	12-8-3-1	6-7-2-2	18-15-5-3
2005-06	17-8-0	7-14-2	24-22-2
2006-07	15-6-4	8-8-2	23-14-6
2007-08	11-5-4	8-9-3	19-14-7
2008-09	12-6-2	7-4-4	19-10-6
2009-10	11-4-6	7-10-3	18-14-9
2010-11	7-7-2	9-6-4	16-13-6
2011-12	12-9-0	6-7-3	18-16-3
2012-13	7-1-3	5-2-0	12-3-3
2013-14	15-6-1	10-4-1	25-10-2
2014-15	10-12-1	14-8-0	24-20-1
Total	174-88-35	100-112-33	274-200-68

LEADING IN SHOTS ON GOAL

Year	Home	Road	Total
2000-01	6-5-2-2	4-5-0-0	10-10-2-2
2001-02	6-8-0-3	0-5-1-0	6-13-1-3
2002-03	6-3-0-0	2-5-0-0	8-8-0-0
2003-04	11-8-1-0	1-2-2-0	12-10-3-0
2005-06	9-6-0	0-2-0	9-8-0
2006-07	9-10-1	4-12-1	13-22-2
2007-08	13-8-4	5-11-4	18-19-8
2008-09	13-8-2	6-10-4	19-18-6
2009-10	8-6-3	3-8-2	11-14-5
2010-11	10-12-3	8-7-3	18-19-6
2011-12	8-11-3	1-9-2	9-20-5
2012-13	6-2-0	1-4-0	7-6-0
2013-14	9-6-2	9-6-2	18-12-4
2014-15	7-9-0	3-5-0	10-14-0
Total	121-102-26	47-91-21	168-193-47

LEADING AFTER 2ND PERIOD

Year	Home	Road	Total
2000-01	15-2-1-0	7-0-2-1	22-2-3-1
2001-02	10-0-1-2	7-0-2-0	17-0-3-2
2002-03	16-1-3-1	7-1-2-1	23-2-5-2
2003-04	15-2-2-0	4-1-0-1	19-3-2-1
2005-06	8-1-0	7-1-0	15-2-0
2006-07	13-0-2	8-1-2	21-1-4
2007-08	14-1-1	10-2-0	24-3-1
2008-09	12-2-0	9-1-0	21-3-0
2009-10	13-3-4	11-4-0	24-7-4
2010-11	11-1-1	8-1-1	19-2-2
2011-12	15-3-2	8-3-0	23-6-2
2012-13	9-0-0	4-0-0	13-0-0
2013-14	13-0-3	16-2-1	29-2-4
2014-15	10-1-1	10-1-1	20-2-2
Total	174-17-24	116-18-14	290-35-38

SHUT OUT ON POWER PLAY

Year	Home	Road	Total
2000-01	1-10-2-2	5-17-3-1	6-27-5-3
2001-02	3-12-3-4	6-17-0-1	9-29-3-5
2002-03	4-9-3-1	2-14-3-1	6-23-6-2
2003-04	5-10-1-1	2-20-2-0	7-30-3-1
2005-06	6-10-0	5-11-2	11-21-2
2006-07	3-13-0	7-15-1	10-28-1
2007-08	9-9-3	6-13-2	15-22-5
2008-09	13-7-1	9-14-3	22-21-4
2009-10	9-8-3	5-13-3	14-21-6
2010-11	10-12-3	8-10-4	18-22-7
2011-12	5-12-3	6-18-1	11-30-4
2012-13	7-4-2	5-10-2	12-14-4
2013-14	7-9-3	11-13-2	18-22-5
2014-15	9-8-1	9-7-3	18-15-4
Total	91-133-36	86-192-34	177-325-70

SHOTS ON GOAL ARE TIED

Year	Home	Road	Total
2000-01	1-0-0-0	0-1-0-0	1-1-0-0
2001-02	1-0-0-0	0-1-0-0	1-1-0-0
2002-03	1-1-2-0	0-1-0-0	1-2-2-0
2003-04	0-1-1-0	0-2-0-0	0-3-1-0
2005-06	1-0-0	0-0-0	1-0-0
2006-07	1-2-0	1-1-0	2-3-0
2007-08	1-0-0	0-2-0	1-2-0
2008-09	1-1-0	0-0-0	1-1-0
2009-10	2-1-2	1-1-0	3-2-2
2010-11	1-1-0	0-0-1	1-1-1
2011-12	1-2-0	0-0-0	1-2-0
2012-13	1-2-0	1-0-0	2-2-0
2013-14	1-1-0	0-0-0	1-1-0
2014-15	1-2-0	2-1-0	3-3-0
Total	14-14-5	5-10-1	19-24-6

TIED AFTER 2ND PERIOD

Year	Home	Road	Total
2000-01	3-1-1-2	2-6-3-1	5-7-4-3
2001-02	4-2-3-2	1-3-0-1	5-5-3-3
2002-03	3-4-0-1	1-4-1-0	4-8-1-1
2003-04	2-4-1-1	1-7-4-1	3-11-5-2
2005-06	9-6-0	2-1-1	11-7-1
2006-07	0-3-1	6-2-1	6-5-2
2007-08	4-2-4	1-4-3	5-6-7
2008-09	13-0-2	3-3-4	16-3-6
2009-10	4-0-2	0-3-4	4-3-6
2010-11	5-4-3	7-0-3	12-4-6
2011-12	2-5-1	2-4-2	4-9-3
2012-13	3-0-3	5-3-1	8-3-4
2013-14	8-7-1	4-0-2	12-7-3
2014-15	7-2-1	11-3-1	18-5-2
Total	67-40-29	46-43-33	113-83-62

KILLING ALL SHORTHANDED ATTEMPTS

Year	Home	Road	Total
2000-01	12-6-1-2	5-5-3-0	17-11-4-2
2001-02	10-9-3-3	6-16-1-1	16-25-4-4
2002-03	14-4-1-0	5-13-1-1	19-17-2-1
2003-04	13-9-2-1	7-10-3-1	20-19-5-2
2005-06	10-6-0	4-4-1	14-10-1
2006-07	7-4-1	6-10-0	13-14-1
2007-08	13-4-3	8-9-1	21-13-4
2008-09	12-4-2	9-6-2	21-10-4
2009-10	14-3-5	8-8-3	22-11-8
2010-11	13-6-4	8-3-4	21-9-8
2011-12	14-8-1	8-5-3	22-13-4
2012-13	12-2-4	2-5-2	14-7-6
2013-14	16-7-0	12-6-3	28-13-3
2014-15	10-9-2	12-6-2	22-15-4
Total	170-81-35	100-106-32	270-187-67

TRAILING IN SHOTS ON GOAL

Year	Home	Road	Total
2000-01	12-10-2-1	5-18-5-3	17-28-7-4
2001-02	7-10-5-1	8-23-2-1	15-33-7-2
2002-03	13-10-3-2	7-22-3-1	20-32-6-3
2003-04	6-9-2-2	7-23-2-2	13-32-4-4
2005-06	13-12-0	12-23-4	25-35-4
2006-07	8-7-3	10-10-2	18-17-5
2007-08	6-6-3	9-9-1	15-15-4
2008-09	11-4-1	10-8-3	21-12-4
2009-10	10-5-4	8-14-4	18-19-8
2010-11	6-6-2	9-9-4	15-15-6
2011-12	8-8-0	11-16-2	19-24-2
2012-13	7-1-5	8-8-2	15-9-7
2013-14	12-8-2	12-11-1	24-19-3
2014-15	11-9-2	18-9-3	29-18-5
Total	130-105-40	134-203-45	264-308-85

TRAILING AFTER 2ND PERIOD

Year	Home	Road	Total
2000-01	1-12-2-1	0-18-0-1	1-30-2-2
2001-02	0-16-1-0	0-26-1-0	0-42-2-0
2002-03	1-9-2-0	1-23-0-0	2-32-2-0
2003-04	0-12-1-1	3-19-0-0	3-31-1-1
2005-06	6-11-0	3-23-3	9-34-3
2006-07	5-16-1	1-20-0	6-36-1
2007-08	2-11-2	3-16-2	5-27-4
2008-09	0-11-1	4-14-3	4-25-4
2009-10	3-9-3	1-16-2	4-25-5
2010-11	1-14-1	2-15-4	3-29-5
2011-12	0-13-0	2-18-2	2-31-2
2012-13	2-5-2	1-9-1	3-14-3
2013-14	1-8-0	1-15-0	2-23-0
2014-15	2-17-0	2-11-1	4-28-1
Total	24-164-18	24-243-20	48-407-38

ALLOWING A POWER PLAY GOAL

Year	Home	Road	Total
2000-01	7-9-3-1	4-19-2-3	11-28-5-4
2001-02	4-9-2-1	2-13-2-0	6-22-4-1
2002-03	6-10-4-2	4-15-2-0	10-25-6-2
2003-04	4-9-2-1	1-17-1-1	5-26-3-2
2005-06	13-12-0	8-21-3	21-33-3
2006-07	11-15-3	9-13-3	20-28-6
2007-08	7-10-4	6-13-4	13-23-8
2008-09	13-9-1	7-12-5	20-21-6
2009-10	6-9-4	4-15-3	10-24-7
2010-11	4-13-1	9-13-4	13-26-5
2011-12	3-13-2	4-20-1	7-33-3
2012-13	2-3-1	8-7-0	10-10-1
2013-14	6-8-4	9-11-0	15-19-4
2014-15	9-11-0	11-9-1	20-20-1
Total	95-140-36	86-198-35	181-338-71

RECORD IN GAMES DECIDED BY...

Year	1-Goal	2-Goals	3-Goals	4+
2000-01	11-11-0-6	6-12	10-10	1-6
2001-02	10-11-0-5	9-17	1-9	2-10
2002-03	11-15-0-3	7-10	7-4	4-13
2003-04	14-18-0-4	6-13	4-7	1-7
2005-06	24-12-4	3-12	7-10	1-9
2006-07	18-11-7	6-10	5-15	4-6
2007-08	14-8-12	6-13	10-11	4-4
2008-09	20-6-10	12-10	4-12	5-3
2009-10	15-11-15	9-7	6-11	2-6
2010-11	19-10-13	7-6	6-11	2-8
2011-12	11-13-7	7-12	8-15	3-6
2012-13	14-7-7	5-5	2-3	3-2
2013-14	16-12-7	10-10	13-5	4-5
2014-15	23-8-5	11-11	4-11	4-5
Total	220-153-105	104-148	87-134	40-90

INDIVIDUAL LEADERS BY SEASON

GAMES PLAYED

2000-01	Serge Aubin	81
	Lyle Odelein	81
2001-02	Grant Marshall	81
	Jean-Luc Grand-Pierre	81
2002-03	Geoff Sanderson	82
	Luke Richardson	82
2003-04	David Vyborny	82
2005-06	Trevor Letowski	81
2006-07	David Vyborny	82
	Jason Chimera	82
	Manny Malhotra	82
2007-08	Nikolai Zherdev	82
	Rostislav Klesla	82
2008-09	R.J. Umberger	82
	Fedor Tyutin	82
	Jan Hejda	82
2009-10	R.J. Umberger	82
	Antoine Vermette	82
2010-11	Samuel Pahlsson	82
	R.J. Umberger	82
	Antoine Vermette	82
2011-12	Rick Nash	82
	Vinny Prospal	82
2012-13	Vinny Prospal	48
	R.J. Umberger	48
	Fedor Tyutin	48
2013-14	Ryan Johansen	82
	Mark Letestu	82
	Jack Johnson	82
2014-15	Ryan Johansen	82
	David Savard	82

POINTS

2000-01	Geoff Sanderson	56
2001-02	Ray Whitney	61
2002-03	Ray Whitney	76
2003-04	Rick Nash	57
2005-06	David Vyborny	65
2006-07	David Vyborny	64
2007-08	Rick Nash	69
2008-09	Rick Nash	79
2009-10	Rick Nash	67
2010-11	Rick Nash	66
2011-12	Rick Nash	59
2012-13	Vinny Prospal	30
2013-14	Ryan Johansen	63
2014-15	Nick Foligno	73

GOALS

2000-01	Geoff Sanderson	30
2001-02	Ray Whitney	21
2002-03	Geoff Sanderson	34
2003-04	Rick Nash	41
2005-06	Rick Nash	31
2006-07	Rick Nash	27
2007-08	Rick Nash	38
2008-09	Rick Nash	40
2009-10	Rick Nash	33
2010-11	Rick Nash	32
2011-12	Rick Nash	30
2012-13	Mark Letestu	13
2013-14	Ryan Johansen	33
2014-15	Nick Foligno	31

ASSISTS

2000-01	Espen Knutsen	42
2001-02	Ray Whitney	40
2002-03	Ray Whitney	52
2003-04	David Vyborny	31
2005-06	David Vyborny	43
2006-07	David Vyborny	48
2007-08	Nikolai Zherdev	35
2008-09	Rick Nash	39
2009-10	Kristian Huselius	40
2010-11	Rick Nash	34
2011-12	Vinny Prospal	39
2012-13	Vinny Prospal	18
	Brandon Dubinsky	18
	Fedor Tyutin	18
2013-14	James Wisniewski	44
2014-15	Ryan Johansen	45

PLUS/MINUS RATING (OVER 40 GAMES)

2000-01	Jamie Pushor	7
2001-02	Jody Shelley	1
2002-03	David Vyborny	12
2003-04	David Ling	-3
2005-06	Ron Hainsey	13
2006-07	Anders Eriksson	12
2007-08	Jan Hejda	20
2008-09	Jan Hejda	23
2009-10	Derek Dorsett	6
2010-11	Derek MacKenzie	14
2011-12	Derek MacKenzie	4
2012-13	Dalton Prout	15
2013-14	Corey Tropp	11
2014-15	Nick Foligno	16

PENALTY MINUTES

2000-01	Tyler Wright	140
2001-02	Jody Shelley	206
2002-03	Jody Shelley	249
2003-04	Jody Shelley	228
2005-06	Jody Shelley	163
2006-07	Alexander Svitov	145
2007-08	Jared Boll	226
2008-09	Jared Boll	180
2009-10	Jared Boll	149
2010-11	Derek Dorsett	184
2011-12	Derek Dorsett	235
2012-13	Jared Boll	100
2013-14	Brandon Dubinsky	98
2014-15	Jared Boll	109

POWER PLAY GOALS

2000-01	Steve Heinze	14
2001-02	Mike Sillinger	8
2002-03	Geoff Sanderson	15
2003-04	Rick Nash	19
2005-06	Rick Nash	11
	Bryan Berard	11
2006-07	Rick Nash	9
2007-08	Rick Nash	10
2008-09	R.J. Umberger	9
2009-10	Rick Nash	10
2010-11	R.J. Umberger	8
2011-12	Jeff Carter	8
2012-13	Vinny Prospal	4
	James Wisniewski	4
2013-14	R.J. Umberger	8
2014-15	Nick Foligno	11

SHORTHANDED GOALS

2000-01	Tyler Wright	1
	Robert Kron	1
	Jamie Pushor	1
2001-02	Espen Knutsen	2
2002-03	Mike Sillinger	3
2003-04	David Vyborny	4
2005-06	David Vyborny	2
	Adam Foote	2
2006-07	Sergei Fedorov	2
	Jason Chimera	2
2007-08	Rick Nash	4
2008-09	Rick Nash	5
2009-10	Rick Nash	2
	Antoine Vermette	2
2010-11	R.J. Umberger	3
2011-12	Derek MacKenzie	2
	Rick Nash	2
2012-13	Mark Letestu	2
2013-14	Artem Anisimov	2
	Brandon Dubinsky	2
	Derek MacKenzie	2
2014-15	Ryan Johansen	2

GAME-WINNING GOALS

2000-01	Geoff Sanderson	7
2001-02	Mike Sillinger	5
2002-03	Andrew Cassels	5
2003-04	Rick Nash	7
2005-06	David Vyborny	6
2006-07	Rick Nash	5
2007-08	Rick Nash	6
2008-09	Raffi Torres	6
2009-10	Rick Nash	6
2010-11	Rick Nash	7
2011-12	Derick Brassard	3
	Ryan Johansen	3
	Nikita Nikitin	3
	R.J. Umberger	3
	Antoine Vermette	3
2012-13	Artem Anisimov	3
2013-14	Boone Jenner	5
	Ryan Johansen	5
	Cam Atkinson	5
	Nick Foligno	5
	Artem Anisimov	5
2014-15	Cam Atkinson	7

SHOTS ON GOAL

2000-01	Geoff Sanderson	199
2001-02	Ray Whitney	210
2002-03	Geoff Sanderson	286
2003-04	Rick Nash	269
2005-06	Nikolai Zherdev	194
2006-07	Rick Nash	228
2007-08	Rick Nash	329
2008-09	Rick Nash	263
2009-10	Rick Nash	254
2010-11	Rick Nash	305
2011-12	Rick Nash	306
2012-13	Jack Johnson	96
	R.J. Umberger	96
2013-14	Ryan Johansen	237
2014-15	Cam Atkinson	212

INDIVIDUAL LEADERS BY SEASON

SHOOTING PERCENTAGE

2000-01	Espen Knutsen	17.7
2001-02	Mike Sillinger	13.3
2002-03	Espen Knutsen	17.9
2003-04	Rick Nash	15.2
2005-06	Rick Nash	18.2
2006-07	Rick Nash	11.8
2007-08	Rick Nash	11.6
2008-09	Rick Nash	15.2
2009-10	Antoine Vermette	17.3
2010-11	Kristian Huselius	14.9
2011-12	Derick Brassard	11.2
2012-13	Artem Anisimov	16.2
2013-14	Nick Foligno	16.2
2014-15	Nick Foligno	17.0

FACE-OFF WINNING PERCENTAGE

2000-01	Kevyn Adams	57.4
2001-02	Mike Sillinger	57.0
2002-03	Mike Sillinger	56.5
2003-04	Manny Malhotra	53.9
2005-06	Manny Malhotra	56.3
2006-07	Manny Malhotra	55.1
2007-08	Manny Malhotra	59.0
2008-09	Manny Malhotra	58.0
2009-10	Antoine Vermette	54.2
2010-11	Antoine Vermette	55.6
2011-12	Mark Letestu	51.9
2012-13	Derek MacKenzie	59.4
2013-14	Brandon Dubinsky	52.9
2014-15	Mark Letestu	52.9

POINTS BY DEFENSEMAN

2000-01	Jamie Heward	27
2001-02	Deron Quint	25
2002-03	Jaroslav Spacek	45
2003-04	Anders Eriksson	27
2005-06	Bryan Berard	32
2006-07	Ron Hainsey	34
2007-08	Ron Hainsey	32
2008-09	Fedor Tyutin	34
2009-10	Anton Stralman	34
2010-11	Fedor Tyutin	27
2011-12	Nikita Nikitin	32
2012-13	Fedor Tyutin	22
2013-14	James Wisniewski	51
2014-15	Jack Johnson	40

GOALS BY DEFENSEMAN

2000-01	Jamie Heward	11
2001-02	Rostislav Klesla	8
2002-03	Jaroslav Spacek	9
2003-04	Anders Eriksson	7
2005-06	Bryan Berard	12
2006-07	Ron Hainsey	9
	Rostislav Klesla	9
2007-08	Ron Hainsey	8
2008-09	Fedor Tyutin	9
2009-10	Kris Russell	7
2010-11	Fedor Tyutin	7
2011-12	Nikita Nikitin	7
2012-13	Jack Johnson	5
	James Wisniewski	5
2013-14	James Wisniewski	7
2014-15	David Savard	11

HAT TRICKS

2000-01	Geoff Sanderson	1
	Tyler Wright	1
	Deron Quint	1
2001-02	Espen Knutsen	1
2002-03	Tyler Wright	2
2003-04	David Vyborny	1
2005-06	Rick Nash	1
	Bryan Berard	1
2006-07		0
2007-08	Rick Nash	1
2008-09	Rick Nash	2
2009-10	R.J. Umberger	1
2010-11	Matt Calvert	1
	Kristian Huselius	1
	Rick Nash	1
2011-12	Jeff Carter	2
2012-13		0
2013-14		0
2014-15	Scott Hartnell	1
	Cam Atkinson	1
	Nick Foligno	1

MULTI-POINT GAMES

2000-01	Geoff Sanderson	11
2001-02	Ray Whitney	18
2002-03	Ray Whitney	19
2003-04	Rick Nash	14
2005-06	David Vyborny	19
2006-07	David Vyborny	19
2007-08	Rick Nash	16
2008-09	Rick Nash	24
2009-10	Kristian Huselius	18
2010-11	Rick Nash	16
2011-12	Rick Nash	14
2012-13	Vinny Prospal	6
	Mark Letestu	6
2013-14	Ryan Johansen	16
2014-15	Nick Foligno	17

MULTI-GOAL GAMES

2000-01	Geoff Sanderson	5
2001-02	Mike Sillinger	3
2002-03	Geoff Sanderson	6
2003-04	Rick Nash	6
2005-06	Rick Nash	5
2006-07	Rick Nash	5
2007-08	Rick Nash	6
2008-09	Rick Nash	6
2009-10	Rick Nash	5
2010-11	Rick Nash	7
2011-12	Rick Nash	4
2012-13	Cam Atkinson	2
2013-14	Ryan Johansen	4
2014-15	Scott Hartnell	6
	Nick Foligno	6

ICE TIME - ALL PLAYERS

2000-01	Deron Quint	24:05
2001-02	Lyle Odelein	22:11
2002-03	Jaroslav Spacek	24:47
2003-04	Jaroslav Spacek	23:26
2005-06	Adam Foote	24:33
2006-07	Adam Foote	24:44
2007-08	Adam Foote	24:01
2008-09	Fedor Tyutin	23:30
2009-10	Fedor Tyutin	23:31
2010-11	Fedor Tyutin	22:41
2011-12	James Wisniewski	24:47
2012-13	Jack Johnson	25:58
2013-14	Jack Johnson	24:40
2014-15	Jack Johnson	24:09

ICE TIME - FORWARDS

2000-01	Steve Heinze	18:49
2001-02	Mike Sillinger	20:51
2002-03	Ray Whitney	21:00
2003-04	Todd Marchant	20:38
2005-06	Sergei Fedorov	21:05
2006-07	David Vyborny	20:20
2007-08	Rick Nash	20:29
2008-09	Rick Nash	21:09
2009-10	Rick Nash	20:56
2010-11	R.J. Umberger	19:12
2011-12	Rick Nash	19:05
2012-13	R.J. Umberger	18:29
2013-14	Brandon Dubinsky	18:46
2014-15	Ryan Johansen	19:30



RAY WHITNEY

INDIVIDUAL LEADERS BY SEASON

GOALTENDERS

GAMES PLAYED

2000-01	Ron Tugnutt	53
2001-02	Ron Tugnutt	44
2002-03	Marc Denis	77
2003-04	Marc Denis	66
2005-06	Marc Denis	49
2006-07	Fredrik Norrena	55
2007-08	Pascal Leclaire	54
2008-09	Steve Mason	61
2009-10	Steve Mason	58
2010-11	Steve Mason	54
2011-12	Steve Mason	46
2012-13	Sergei Bobrovsky	38
2013-14	Sergei Bobrovsky	58
2014-15	Sergei Bobrovsky	51

MINUTES PLAYED

2000-01	Ron Tugnutt	3,129
2001-02	Ron Tugnutt	2,502
2002-03	Marc Denis	4,511
2003-04	Marc Denis	3,796
2005-06	Marc Denis	2,786
2006-07	Fredrik Norrena	2,952
2007-08	Pascal Leclaire	2,986
2008-09	Steve Mason	3,664
2009-10	Steve Mason	3,201
2010-11	Steve Mason	3,027
2011-12	Steve Mason	2,534
2012-13	Sergei Bobrovsky	2,219
2013-14	Sergei Bobrovsky	3,229
2014-15	Sergei Bobrovsky	2,994

GOALS-AGAINST AVERAGE

2000-01	Ron Tugnutt	2.44
2001-02	Ron Tugnutt	2.85
2002-03	Marc Denis	3.09
2003-04	Marc Denis	2.56
2005-06	Pascal Leclaire	3.23
2006-07	Fredrik Norrena	2.78
2007-08	Pascal Leclaire	2.25
2008-09	Steve Mason	2.29
2009-10	Mathieu Garon	2.81
2010-11	Mathieu Garon	2.72
2011-12	Curtis Sanford	2.60
2012-13	Sergei Bobrovsky	2.00
2013-14	Sergei Bobrovsky	2.38
2014-15	Sergei Bobrovsky	2.69

SAVE PERCENTAGE

2000-01	Ron Tugnutt	.917
2001-02	Ron Tugnutt	.900
2002-03	Marc Denis	.903
2003-04	Marc Denis	.918
2005-06	Pascal Leclaire	.911
2006-07	Fredrik Norrena	.904
2007-08	Pascal Leclaire	.919
2008-09	Steve Mason	.916
2009-10	Mathieu Garon	.903
2010-11	Mathieu Garon	.901
	Steve Mason	.901
2011-12	Curtis Sanford	.911
2012-13	Sergei Bobrovsky	.932
2013-14	Sergei Bobrovsky	.923
2014-15	Sergei Bobrovsky	.918

WINS

2000-01	Ron Tugnutt	22
2001-02	Ron Tugnutt	12
2002-03	Marc Denis	27
2003-04	Marc Denis	21
2005-06	Marc Denis	21
2006-07	Fredrik Norrena	24
2007-08	Pascal Leclaire	24
2008-09	Steve Mason	33
2009-10	Steve Mason	20
2010-11	Steve Mason	24
2011-12	Steve Mason	16
2012-13	Sergei Bobrovsky	21
2013-14	Sergei Bobrovsky	32
2014-15	Sergei Bobrovsky	30

TIES*

2000-01	Ron Tugnutt	5
2001-02	Marc Denis	5
2002-03	Marc Denis	8
2003-04	Marc Denis	7

*Stat not kept after 2003-04 season

OTL/SOL

2005-06	Pascal Leclaire	3
2006-07	Fredrik Norrena	3
2007-08	Pascal Leclaire	6
	Fredrik Norrena	6
2008-09	Steve Mason	7
2009-10	Steve Mason	9
2010-11	Steve Mason	7
2011-12	Curtis Sanford	4
2012-13	Sergei Bobrovsky	6
2013-14	Sergei Bobrovsky	5
2014-15	Sergei Bobrovsky	3

LOSSES

2000-01	Ron Tugnutt	25
2001-02	Ron Tugnutt	27
2002-03	Marc Denis	41
2003-04	Marc Denis	36
2005-06	Marc Denis	25
2006-07	Fredrik Norrena	23
2007-08	Fredrik Norrena	19
2008-09	Steve Mason	20
2009-10	Steve Mason	26
2010-11	Steve Mason	21
2011-12	Steve Mason	26
2012-13	Sergei Bobrovsky	11
2013-14	Sergei Bobrovsky	20
2014-15	Sergei Bobrovsky	17

DECISIONS

2000-01	Ron Tugnutt	52
2001-02	Ron Tugnutt	42
2002-03	Marc Denis	76
2003-04	Marc Denis	64
2005-06	Marc Denis	47
2006-07	Fredrik Norrena	50
2007-08	Pascal Leclaire	47
2008-09	Steve Mason	60
2009-10	Steve Mason	55
2010-11	Steve Mason	52
2011-12	Steve Mason	45
2012-13	Sergei Bobrovsky	38
2013-14	Sergei Bobrovsky	57
2014-15	Sergei Bobrovsky	50

SHUTOUTS

2000-01	Ron Tugnutt	4
2001-02	Ron Tugnutt	2
2002-03	Marc Denis	5
2003-04	Marc Denis	5
2005-06	Marc Denis	1
2006-07	Fredrik Norrena	3
2007-08	Pascal Leclaire	9
2008-09	Steve Mason	10
2009-10	Steve Mason	5
2010-11	Mathieu Garon	3
	Steve Mason	3
2011-12	Steve Mason	1
	Curtis Sanford	1
2012-13	Sergei Bobrovsky	4
2013-14	Sergei Bobrovsky	5
2014-15	Sergei Bobrovsky	2

ASSISTS

2000-01	Ron Tugnutt	1
2001-02	Ron Tugnutt	1
	Marc Denis	1
2002-03		0
2003-04	Marc Denis	2
2005-06	Marc Denis	1
	Pascal Leclaire	1
2006-07		0
2007-08	Pascal Leclaire	2
2008-09	Pascal Leclaire	1
2009-10	Steve Mason	2
2010-11	Mathieu Garon	1
	Steve Mason	1
2011-12	Steve Mason	2
2012-13		0
2013-14	Sergei Bobrovsky	1
	Curtis McElhinney	1
2014-15	Sergei Bobrovsky	2

PENALTY MINUTES

2000-01	Ron Tugnutt	2
	Marc Denis	2
2001-02	Marc Denis	2
2002-03	Marc Denis	6
2003-04	Marc Denis	10
2005-06	Marc Denis	2
	Pascal Leclaire	2
2006-07	Fredrik Norrena	6
2007-08	Pascal Leclaire	2
2008-09	Steve Mason	2
2009-10	Steve Mason	2
	Mathieu Garon	2
2010-11	Mathieu Garon	2
	Steve Mason	2
2011-12	Steve Mason	2
2012-13		0
2013-14	Sergei Bobrovsky	2
2014-15	Sergei Bobrovsky	4

GAMES PLAYED

1.	Ryan Johansen	82	2014-15
	David Savard	82	2014-15
	Mark Letestu	82	2013-14
	Jack Johnson	82	2013-14
	Ryan Johansen	82	2013-14
	Rick Nash	82	2011-12
	Vinny Prospal	82	2011-12
	Samuel Pahlsson	82	2010-11
	R.J. Umberger	82	2010-11
	Antoine Vermette	82	2010-11
	R.J. Umberger	82	2009-10
	Antoine Vermette	82	2009-10
	R.J. Umberger	82	2008-09
	Fedor Tyutin	82	2008-09
	Jan Hejda	82	2008-09
	Nikolai Zherdev	82	2007-08
	Rostislav Klesla	82	2007-08
	David Vyborny	82	2006-07
	Jason Chimera	82	2006-07
	Manny Malhotra	82	2006-07
	David Vyborny	82	2003-04
	Geoff Sanderson	82	2002-03
	Luke Richardson	82	2002-03

POINTS

1.	Rick Nash	79	2008-09
2.	Ray Whitney	76	2002-03
3.	Nick Foligno	73	2014-15
4.	Ryan Johansen	71	2014-15
5.	Rick Nash	69	2007-08
6.	Andrew Cassels	68	2002-03
7.	Rick Nash	67	2009-10
	Geoff Sanderson	67	2002-03
9.	Rick Nash	66	2010-11
10.	Antoine Vermette	65	2009-10
	David Vyborny	65	2005-06

GOALS

1.	Rick Nash	41	2003-04
2.	Rick Nash	40	2008-09
3.	Rick Nash	38	2007-08
4.	Geoff Sanderson	34	2002-03
5.	Rick Nash	33	2009-10
	Ryan Johansen	33	2013-14
7.	Rick Nash	32	2010-11
8.	Nick Foligno	31	2014-15
	Rick Nash	31	2005-06
10.	Rick Nash	30	2011-12
	Geoff Sanderson	30	2000-01

ASSISTS

1.	Ray Whitney	52	2002-03
2.	David Vyborny	48	2006-07
	Andrew Cassels	48	2002-03
4.	Ryan Johansen	45	2014-15
5.	James Wisniewski	44	2013-14
6.	David Vyborny	43	2005-06
7.	Nick Foligno	42	2014-15
	Espen Knutsen	42	2000-01
9.	Kristian Huselius	40	2009-10
	Ray Whitney	40	2001-02

PLUS/MINUS RATING (MIN. 50 GAMES)

1.	Jan Hejda	+23	2008-09
2.	Jan Hejda	+20	2007-08
3.	Nick Foligno	+16	2014-15
4.	Derek MacKenzie	+14	2010-11
5.	Ron Hainsey	+13	2005-06
6.	Anders Eriksson	+12	2006-07
	David Vyborny	+12	2002-03
8.	Jakub Voracek	+11	2008-09
	Mike Commadore	+11	2008-09
	Rick Nash	+11	2008-09

PENALTY MINUTES

1.	Jody Shelley	249	2002-03
2.	Derek Dorsett	235	2011-12
3.	Jody Shelley	228	2003-04
4.	Jared Boll	226	2007-08
5.	Jody Shelley	206	2001-02
6.	Derek Dorsett	184	2010-11
7.	Jared Boll	182	2010-11
8.	Jared Boll	180	2008-09
9.	Jody Shelley	163	2005-06
10.	Derek Dorsett	150	2008-09

POWER PLAY GOALS

1.	Rick Nash	19	2003-04
2.	Geoff Sanderson	15	2002-03
3.	Steve Heinze	14	2000-01
4.	Nick Foligno	11	2014-15
	Rick Nash	11	2005-06
	Bryan Berard	11	2005-06
7.	Rick Nash	10	2009-10
	Rick Nash	10	2007-08
	Nikolai Zherdev	10	2005-06
10.	R.J. Umberger	9	2008-09
	Rick Nash	9	2006-07
	Andrew Cassels	9	2002-03
	Mike Sillinger	9	2002-03
	Geoff Sanderson	9	2000-01
	Jamie Heward	9	2000-01

SHORTHANDED GOALS

1.	Rick Nash	5	2008-09
2.	Rick Nash	4	2007-08
	David Vyborny	4	2003-04
4.	R.J. Umberger	3	2010-11
	Mike Sillinger	3	2002-03
6.	Ryan Johansen	2	2014-15
	Brandon Dubinsky	2	2013-14
	Derek MacKenzie	2	2013-14
	Artem Anisimov	2	2013-14
	Mark Letestu	2	2012-13
	Derek MacKenzie	2	2011-12
	Rick Nash	2	2011-12
	Rick Nash	2	2009-10
	Antoine Vermette	2	2009-10
	Sergei Fedorov	2	2006-07
	Jason Chimera	2	2006-07
	David Vyborny	2	2005-06
	Adam Foote	2	2005-06
	Geoff Sanderson	2	2002-03
	Ray Whitney	2	2002-03
	Tyler Wright	2	2002-03
	Espen Knutsen	2	2001-02

GAME-WINNING GOALS

1.	Cam Atkinson	7	2014-15
	Rick Nash	7	2010-11
	Rick Nash	7	2003-04
	Geoff Sanderson	7	2000-01
4.	Rick Nash	6	2009-10
	Raffi Torres	6	2008-09
	Rick Nash	6	2007-08
	David Vyborny	6	2005-06
8.	Boone Jenner	5	2013-14
	Cam Atkinson	5	2013-14
	Ryan Johansen	5	2013-14
	Nick Foligno	5	2013-14
	Artem Anisimov	5	2013-14
	Kristian Huselius	5	2009-10
	Rick Nash	5	2008-09
	Rick Nash	5	2006-07
	Jason Chimera	5	2005-06
	Andrew Cassels	5	2002-03
	Mike Sillinger	5	2001-02

SHOTS ON GOAL

1.	Rick Nash	329	2007-08
2.	Rick Nash	306	2011-12
3.	Rick Nash	305	2010-11
4.	Geoff Sanderson	286	2002-03
5.	Rick Nash	269	2003-04
6.	Rick Nash	263	2008-09
7.	Rick Nash	254	2009-10
	Nikolai Zherdev	254	2007-08
9.	Ryan Johansen	237	2013-14
10.	Ray Whitney	235	2002-03

SHOOTING PERCENTAGE (MIN. 50 GAMES)

1.	Raffi Torres	19.2	2009-10
2.	Rick Nash	18.2	2005-06
3.	Espen Knutsen	17.7	2000-01
	Andrew Cassels	17.7	2002-03
5.	Steve Heinze	17.6	2000-01
	Tyler Wright	17.6	2002-03
7.	Antoine Vermette	17.3	2009-10
8.	Nick Foligno	17.0	2014-15
9.	Nick Foligno	16.2	2013-14
10.	Raffi Torres	16.2	2006-07

FACE-OFF WINNING PERCENTAGE (MIN. 100 ATTEMPTS)

1.	Derek MacKenzie	59.4	2012-13
2.	Manny Malhotra	59.0	2007-08
3.	Brandon Dubinsky	58.3	2012-13
4.	Manny Malhotra	58.0	2008-09
5.	Antoine Vermette	57.7	2008-09
6.	Kevyn Adams	57.4	2000-01
7.	Mike Sillinger	57.0	2001-02
8.	Geoff Platt	56.5	2006-07
	Mike Sillinger	56.5	2002-03
10.	Manny Malhotra	56.3	2005-06

POINTS BY DEFENSEMAN

1.	James Wisniewski	51	2013-14
2.	Jaroslav Spacek	45	2002-03
3.	Jack Johnson	40	2014-15
4.	David Savard	36	2014-15
5.	Anton Stralman	34	2009-10
	Fedor Tyutin	34	2008-09
	Ron Hainsey	34	2006-07
8.	Jack Johnson	33	2013-14
9.	Nikita Nikitin	32	2011-12
	Fedor Tyutin	32	2009-10
	Ron Hainsey	32	2007-08
	Bryan Berard	32	2005-06

GOALS BY DEFENSEMAN

1.	Bryan Berard	12	2005-06
2.	David Savard	11	2014-15
	Jamie Heward	11	2000-01
4.	Kevin Connauton	9	2014-15
	Fedor Tyutin	9	2008-09
	Ron Hainsey	9	2006-07
	Rostislav Klesla	9	2006-07
	Jaroslav Spacek	9	2002-03
9.	Jack Johnson	8	2014-15
	James Wisniewski	8	2014-15
	Ron Hainsey	8	2007-08
	Rostislav Klesla	8	2001-02

TOP SINGLE SEASONS

HAT TRICKS

1.	Jeff Carter	2	2011-12
	Rick Nash	2	2008-09
	Tyler Wright	2	2002-03
	R.J. Umberger	2	2009-10
5.	Nick Foligno	1	2014-15
	Cam Atkinson	1	2014-15
	Scott Hartnell	1	2014-15
	Cam Atkinson	1	2011-12
	R.J. Umberger	1	2011-12
	Matt Calvert	1	2010-11
	Kristian Huselius	1	2010-11
	Rick Nash	1	2010-11
	Nikita Filatov	1	2008-09
	Rick Nash	1	2007-08
	Rick Nash	1	2005-06
	Bryan Berard	1	2005-06
	David Vyborny	1	2003-04
	Geoff Sanderson	1	2002-03
	Ray Whitney	1	2002-03
	Espen Knutsen	1	2001-02
	Geoff Sanderson	1	2000-01
	Tyler Wright	1	2000-01
	Deron Quint	1	2000-01

MULTI-POINT GAMES

1.	Rick Nash	24	2008-09
2.	David Vyborny	19	2006-07
	David Vyborny	19	2005-06
	Ray Whitney	19	2002-03
5.	Kristian Huselius	18	2009-10
	Andrew Cassels	18	2002-03
	Ray Whitney	18	2001-02
8.	Nick Foligno	17	2014-15
	Rick Nash	17	2005-06
10.	Scott Hartnell	16	2014-15
	Ryan Johansen	16	2013-14
	Rick Nash	16	2010-11
	Rick Nash	16	2009-10
	Antoine Vermette	16	2009-10
	Rick Nash	16	2007-08

MULTI-GOAL GAMES

1.	Rick Nash	7	2010-11
2.	Nick Foligno	6	2014-15
	Scott Hartnell	6	2014-15
	Rick Nash	6	2008-09
	Rick Nash	6	2007-08
	Rick Nash	6	2003-04
	Geoff Sanderson	6	2002-03
8.	Rick Nash	5	2009-10
	R.J. Umberger	5	2008-09
	Rick Nash	5	2006-07
	Rick Nash	5	2005-06
	Geoff Sanderson	5	2000-01

ICE TIME - ALL PLAYERS (MIN. 50 GAMES)

1.	Jack Johnson	25:58	2012-13
2.	James Wisniewski	24:47	2011-12
	Jaroslav Spacek	24:47	2002-03
4.	Adam Foote	24:44	2006-07
5.	Jack Johnson	24:40	2013-14
6.	Adam Foote	24:33	2005-06
7.	Jack Johnson	24:09	2014-15
8.	Fedor Tyutin	24:08	2011-12
9.	Deron Quint	24:05	2000-01
	Fedor Tyutin	24:05	2012-13

ICE TIME - FORWARDS (MIN. 50 GAMES)

1.	Rick Nash	21:09	2008-09
2.	Sergei Fedorov	21:01	2005-06
3.	Ray Whitney	21:00	2002-03
4.	Rick Nash	20:56	2009-10
5.	Mike Sillinger	20:51	2001-02
6.	David Vyborny	20:41	2005-06

7.	Todd Marchant	20:38	2003-04
8.	Rick Nash	20:29	2007-08
9.	David Vyborny	20:22	2003-04
10.	David Vyborny	20:20	2006-07

GOALTENDERS

GAMES PLAYED

1.	Marc Denis	77	2002-03
2.	Marc Denis	66	2003-04
3.	Steve Mason	61	2008-09
4.	Steve Mason	58	2009-10
	Sergei Bobrovsky	58	2013-14
6.	Fredrik Norrena	55	2006-07
7.	Steve Mason	54	2010-11
	Pascal Leclaire	54	2007-08
9.	Ron Tugnutt	53	2000-01
10.	Sergei Bobrovsky	51	2014-15

MINUTES PLAYED

1.	Marc Denis	4,511	2002-03
2.	Marc Denis	3,796	2003-04
3.	Steve Mason	3,664	2008-09
4.	Sergei Bobrovsky	3,299	2013-14
5.	Steve Mason	3,201	2009-10
6.	Ron Tugnutt	3,129	2000-01
7.	Steve Mason	3,027	2010-11
8.	Sergei Bobrovsky	2,994	2014-15
9.	Pascal Leclaire	2,986	2007-08
10.	Fredrik Norrena	2,952	2006-07

GOALS-AGAINST AVERAGE

(MIN. 20 GAMES PLAYED)

1.	Sergei Bobrovsky	2.00	2012-13
2.	Pascal Leclaire	2.25	2007-08
3.	Steve Mason	2.29	2008-09
4.	Sergei Bobrovsky	2.38	2013-14
5.	Ron Tugnutt	2.44	2000-01
6.	Marc Denis	2.56	2003-04
7.	Curtis Sanford	2.60	2011-12
8.	Sergei Bobrovsky	2.69	2014-15
9.	Curtis McElhinney	2.70	2013-14
10.	Mathieu Garon	2.72	2010-11
	Fredrik Norrena	2.72	2007-08

SAVE PERCENTAGE

(MIN. 20 GAMES PLAYED)

1.	Sergei Bobrovsky	.932	2012-13
2.	Sergei Bobrovsky	.923	2013-14
3.	Pascal Leclaire	.919	2007-08
4.	Sergei Bobrovsky	.918	2014-15
	Marc Denis	.918	2003-04
6.	Ron Tugnutt	.917	2000-01
7.	Steve Mason	.916	2008-09
8.	Curtis McElhinney	.914	2014-15
9.	Curtis Sanford	.911	2011-12
	Pascal Leclaire	.911	2005-06

WINS

1.	Steve Mason	33	2008-09
2.	Sergei Bobrovsky	32	2013-14
3.	Sergei Bobrovsky	30	2014-15
4.	Marc Denis	27	2002-03
	Steve Mason	24	2010-11
	Pascal Leclaire	24	2007-08
	Fredrik Norrena	24	2006-07
8.	Ron Tugnutt	22	2000-01
9.	Marc Denis	21	2005-06
	Marc Denis	21	2003-04
	Sergei Bobrovsky	21	2012-13

LOSSES

1.	Marc Denis	41	2002-03
2.	Marc Denis	36	2003-04
3.	Ron Tugnutt	27	2001-02
4.	Steve Mason	26	2011-12
	Steve Mason	26	2009-10
6.	Marc Denis	25	2005-06
	Ron Tugnutt	25	2000-01
8.	Marc Denis	24	2001-02
9.	Fredrik Norrena	23	2006-07
10.	Steve Mason	21	2010-11

TIES

1.	Marc Denis	8	2002-03
2.	Marc Denis	7	2003-04
3.	Marc Denis	5	2001-02
	Ron Tugnutt	5	2000-01
5.	Marc Denis	4	2000-01
6.	Ron Tugnutt	3	2001-02
7.	Fred Brathwaite	1	2003-04

SHUTOUTS

1.	Steve Mason	10	2008-09
2.	Pascal Leclaire	9	2007-08
3.	Sergei Bobrovsky	5	2013-14
	Steve Mason	5	2009-10
	Marc Denis	5	2003-04
	Marc Denis	5	2002-03
7.	Sergei Bobrovsky	4	2012-13
	Ron Tugnutt	4	2000-01
9.	Mathieu Garon	3	2010-11
	Steve Mason	3	2010-11
	Fredrik Norrena	3	2006-07

ASSISTS

1.	Sergei Bobrovsky	2	2014-15
	Steve Mason	2	2011-12
	Steve Mason	2	2009-10
	Pascal Leclaire	2	2007-08
	Marc Denis	2	2003-04
5.	Sergei Bobrovsky	1	2013-14
	Curtis McElhinney	1	2013-14
	Mathieu Garon	1	2010-11
	Steve Mason	1	2010-11
	Fredrik Norrena	1	2007-08
	Marc Denis	1	2005-06
	Pascal Leclaire	1	2005-06
	Ron Tugnutt	1	2001-02
	Marc Denis	1	2001-02
	Ron Tugnutt	1	2000-01

PENALTY MINUTES

1.	Marc Denis	10	2003-04
2.	Fredrik Norrena	6	2006-07
	Marc Denis	6	2002-03
4.	Sergei Bobrovsky	4	2014-15
5.	Sergei Bobrovsky	2	2013-14
	Steve Mason	2	2011-12
	Mathieu Garon	2	2010-11
	Steve Mason	2	2010-11
	Mathieu Garon	2	2009-10
	Steve Mason	2	2009-10
	Steve Mason	2	2008-09
	Pascal Leclaire	2	2007-08
	Pascal Leclaire	2	2006-07
	Marc Denis	2	2005-06
	Pascal Leclaire	2	2005-06
	Fred Brathwaite	2	2003-04
	J.F. Labbe	2	2002-03
	Marc Denis	2	2001-02
	Ron Tugnutt	2	2000-01
	Marc Denis	2	2000-01

GAMES PLAYED

1.	Rick Nash	674
2.	David Vyborny	543
3.	Rostislav Klesla	515
4.	Fedor Tyutin	492
5.	Jared Boll	488
6.	R.J. Umberger	445
7.	Jody Shelley	380
8.	Manny Malhotra	344
9.	Jason Chimera	331
10.	Tyler Wright	309
	Derick Brassard	309

POINTS

1.	Rick Nash	547
2.	David Vyborny	317
3.	R.J. Umberger	250
4.	Fedor Tyutin	182
5.	Nikolai Zherdev	181
6.	Derick Brassard	169
7.	Geoff Sanderson	168
8.	Ryan Johansen	167
9.	Antoine Vermette	152
10.	Manny Malhotra	145

GOALS

1.	Rick Nash	289
2.	R.J. Umberger	120
3.	David Vyborny	113
4.	Geoff Sanderson	88
5.	Nikolai Zherdev	76
6.	Ryan Johansen	73
7.	Jason Chimera	62
8.	Antoine Vermette	61
9.	Cam Atkinson	59
10.	Kristian Huselius	58
	Derick Brassard	58

ASSISTS

1.	Rick Nash	258
2.	David Vyborny	204
3.	Fedor Tyutin	144
4.	R.J. Umberger	130
5.	Derick Brassard	111
6.	Nikolai Zherdev	105
7.	Jakub Voracek	95
	Ray Whitney	95
	James Wisniewski	95
10.	Ryan Johansen	94

PLUS/MINUS RATING (MINIMUM 100 GAMES)

1.	Nick Foligno	27
2.	Jan Hejda	23
3.	Derek MacKenzie	19
4.	Brandon Dubinsky	18
5.	Anders Eriksson	6
	Nikita Nikitin	6
7.	Cam Atkinson	4
8.	Jakub Voracek	1
	Boone Jenner	1
10.	David Savard	-1

PENALTY MINUTES

1.	Jared Boll	1,134
2.	Jody Shelley	1,025
3.	Derek Dorsett	727
4.	Rick Nash	568
5.	Rostislav Klesla	508
6.	Tyler Wright	436
7.	Jason Chimera	372
8.	Fedor Tyutin	323
9.	Duvie Westcott	299
10.	Ole-Kristian Tollefsen	273

POWER PLAY GOALS

1.	Rick Nash	83
2.	R.J. Umberger	40
3.	David Vyborny	36
3.	Geoff Sanderson	34
5.	Nikolai Zherdev	25

SHORTHANDED GOALS

1.	Rick Nash	14
2.	David Vyborny	7
3.	R.J. Umberger	5
	Antoine Vermette	5
	Derek MacKenzie	5

GAME-WINNING GOALS

1.	Rick Nash	44
2.	David Vyborny	17
3.	R.J. Umberger	15
4.	Cam Atkinson	13
5.	Geoff Sanderson	12
	Jason Chimera	12

SHOTS ON GOAL

1.	Rick Nash	2,278
2.	R.J. Umberger	1,107
3.	David Vyborny	920
4.	Geoff Sanderson	795
5.	Fedor Tyutin	767

SHOOTING PERCENTAGE (MINIMUM 200 SHOTS)

1.	Nick Foligno	15.2
2.	Matt Calvert	14.0
3.	Scott Hartnell	13.7
	Mike Sillinger	13.7
5.	Espen Knutsen	13.3

HAT TRICKS

1.	Rick Nash	5
2.	Tyler Wright	3
3.	Cam Atkinson	2
	Jeff Carter	2
	Geoff Sanderson	2
	R.J. Umberger	2
6.	Nick Foligno	1
	Scott Hartnell	1
	Bryan Berard	1
	Matt Calvert	1
	Nikita Filatov	1
	Kristian Huselius	1
	Espen Knutsen	1
	Deron Quint	1
	David Vyborny	1
	Ray Whitney	1

CONSECUTIVE GAMES PLAYED

1.	R.J. Umberger	288
	10/10/08-1/10/12	
2.	Jason Chimera	243
	10/9/05-4/5/08	
3.	Antoine Vermette	241
	3/7/09-2/21/12	
4.	Ryan Johansen	194
	2/24/13-4/11/15	
	David Vyborny	194
	10/17/02-12/20/05	

DEFENSEMEN

GAMES PLAYED

1.	Rostislav Klesla	515
2.	Fedor Tyutin	492
2.	Jan Hejda	302
4.	Kris Russell	288
5.	Marc Methot	275

POINTS

1.	Fedor Tyutin	182
2.	Rostislav Klesla	133
3.	James Wisniewski	121
4.	Jack Johnson	106
5.	Ron Hainsey	83

GOALS

1.	Rostislav Klesla	41
2.	Fedor Tyutin	38
3.	James Wisniewski	26
4.	Jack Johnson	22
5.	Ron Hainsey	19

ASSISTS

1.	Fedor Tyutin	144
2.	James Wisniewski	95
3.	Rostislav Klesla	92
4.	Jack Johnson	84
5.	Ron Hainsey	64

PENALTY MINUTES

1.	Rostislav Klesla	508
2.	Fedor Tyutin	323
3.	Duvie Westcott	299
4.	Ole-Kristian Tollefsen	273
5.	Adam Foote	255

CAREER LEADERS

GOALTENDERS

GAMES PLAYED

1.	Marc Denis	266
2.	Steve Mason	232
3.	Sergei Bobrovsky	147
4.	Pascal Leclaire	125
5.	Fredrik Norrena	100

MINUTES PLAYED

1.	Marc Denis	15,259
2.	Steve Mason	13,127
3.	Sergei Bobrovsky	8,513
4.	Pascal Leclaire	6,898
5.	Ron Tugnutt	5,631

WINS

1.	Steve Mason	96
2.	Marc Denis	84
3.	Sergei Bobrovsky	83
4.	Pascal Leclaire	45
5.	Fredrik Norrena	35

LOSSES

1.	Marc Denis	146
2.	Steve Mason	99
3.	Pascal Leclaire	55
4.	Ron Tugnutt	52
5.	Sergei Bobrovsky	48

TIES

1.	Marc Denis	24
2.	Ron Tugnutt	8
3.	Fred Brathwaite	1

OVERTIME/SHOOTOUT LOSSES

1.	Steve Mason	27 (8/19)
2.	Sergei Bobrovsky	14 (8/6)
3.	Pascal Leclaire	12 (4/8)
4.	Mathieu Garon	12 (6/6)
5.	Fredrik Norrena	11 (3/8)

SHUTOUTS

1.	Steve Mason	19
2.	Marc Denis	12
3.	Sergei Bobrovsky	11
	Pascal Leclaire	10
5.	Ron Tugnutt	6

GOALS-AGAINST AVERAGE (MINIMUM 70 GAMES PLAYED)

1.	Sergei Bobrovsky	2.39
2.	Ron Tugnutt	2.62
3.	Mathieu Garon	2.77
4.	Fredrik Norrena	2.79
5.	Pascal Leclaire	2.82

SAVE PERCENTAGE

1.	Sergei Bobrovsky	.923
2.	Ron Tugnutt	.910
3.	Pascal Leclaire	.907
4.	Marc Denis	.905
5.	Steve Mason	.903

SAVES

1.	Marc Denis	7,251
2.	Steve Mason	5,919
3.	Sergei Bobrovsky	4,076
4.	Pascal Leclaire	3,161
5.	Ron Tugnutt	2,477

SHOTS AGAINST

1.	Marc Denis	8,016
2.	Steve Mason	6,553
3.	Sergei Bobrovsky	4,415
4.	Pascal Leclaire	3,485
5.	Ron Tugnutt	2,723

ASSISTS

1.	Steve Mason	5
2.	Marc Denis	4
	Pascal Leclaire	4
4.	Sergei Bobrovsky	3
5.	Ron Tugnutt	2

PENALTY MINUTES

1.	Marc Denis	22
2.	Steve Mason	8
3.	Sergei Bobrovsky	6
	Fredrik Norrena	6
	Pascal Leclaire	6



MARC DENIS

STREAKS

LONGEST WINNING STREAK

1.	3/18-4/4/15	9
2.	1/6-1/23/14	8
3.	12/1-12/16/14	7
4.	3/24-4/3/06	6
5.	4/9-4/17/13	5
	3/3-3/10/13	5
	11/17-11/24/10	5
	12/2-12/12/06	5
	1/24-2/2/06	5

LONGEST POINT STREAK

1.	3/18-4/11/15 (12-0-1)	13
2.	2/26-3/22/13 (8-0-4)	12
3.	12/1-12/20/14 (8-0-1)	9
4.	1/6-1/23/14 (8-0-0)	8
	1/15-2/6/01 (4-0-2-2)	8

LONGEST WINLESS STREAK

1.	10/24-11/11/14 (0-8-1)	9
	12/10-12/26/09 (0-7-2)	9
	12/4-12/23/03 (0-6-1-2)	9
4.	10/7-10/22/11 (0-7-1)	8
	11/10-11/24/06 (0-7-1)	8
	3/3-3/18/04 (0-8-0-0)	8
	11/17-12/3/00 (0-8-0-0)	8

LONGEST LOSING STREAK

1.	3/3-3/18/04	8
	11/17-12/3/00	8
3.	11/11-11/25/05	7
4.	10/24-11/4/14	6
	11/10-11/20/06	6
	2/15-2/25/03	6
	10/20-11/1/01	6

LONGEST SHUTOUT STREAK

Overall	199:19	12/23/08-1/2/09
Home	171:20	11/16-11/22/03
Road	166:06	12/1-1/9/06

LONGEST SCORELESS STREAK

Overall	219:46	12/1-12/10/01
Home	104:24	11/14-11/19/00
Road	207:07	3/26-4/5/01

MOST CONSECUTIVE OVERTIME GAMES

Overall	6	12/9-12/20/14 (2OTW, 3SOW, 1OTL)
Home	4	12/9-12/20/14 (1OTW, 2SOW, 1OTL)
	4	2/26-3/7/13 (2OTW, 1SOW, 1OTL)
Road	4	3/24-4/8/09 (1SOW, 1OTL, 2SOL)

MOST CONSECUTIVE GAMES WITHOUT BEING SHUT OUT

Overall	51	4/8/09-1/12/10
Home	45	3/20/07-3/26/08
Road	45	1/6/09-1/12/10

LONGEST HOME WINNING STREAK

1.	3/24-4/10/15	6
	12/26/07-1/15/08	6
3.	1/30-3/11/14	5
	1/10-1/23/14	5
	11/29-12/17/08	5
	1/20-2/8/06	5

LONGEST HOME POINT STREAK

1.	2/11-3/31/13 (9-0-3)	12
2.	3/24-4/10/15 (6-0-0)	6
	1/30-3/13/14 (5-0-1)	6
	12/26/07-1/15/08 (6-0-0)	6
	1/20-2/12/03 (4-0-2-0)	6
	11/13-11/27/01 (4-0-1-1)	6
	1/15-2/10/01 (4-0-1-1)	6

LONGEST HOME WINLESS STREAK

1.	12/4-12/31/03 (0-6-1-1)	8
	10/4-11/9/01 (0-6-2-0)	8
3.	1/29-3/7/08 (0-4-3)	7
	1/26-2/28/02 (0-4-1-2)	7
5.	3/9-3/27/11 (0-4-2)	6

LONGEST HOME LOSING STREAK

1.	10/12-11/9/01	6
2.	2/24-3/7/15	5
	11/11-11/25/05	5
	12/19-12/31/03	5
	11/17-12/2/00	5

MOST CONSECUTIVE GAMES

SCORING A POWER PLAY GOAL

Overall	8	10/10/02-10/27/02 (10 goals)
Home	14	11/22/06-1/27/07 (22 goals)
Road	5	3x, most recent, 12/13-12/30/10 (5 goals)

MOST CONSECUTIVE GAMES

ALLOWING A POWER PLAY GOAL

Overall	9	3x, most recent, 3/1-3/18/15 (15 goals)
Home	8	2/22-4/1/07 (12 goals allowed)
Road	9	2x, most recent, 1/18-3/3/07 (17 goals)

MOST CONSECUTIVE GAMES

SCORING A SHORTHANDED GOAL

Overall	3	11/7/02-11/12/02 (3 goals)
Home	2	2x, most recent, 10/22-10/25/13 (2 goals)
Road	3	12/26/02-1/3/03 (3 goals)

LONGEST ROAD WINNING STREAK

1.	3/6-3/28/15	8
2.	1/19-2/18/11	6
3.	11/4-11/24/10	5
4.	12/4-12/16/14	4
	12/2-12/12/06	4

LONGEST ROAD POINT STREAK

1.	3/6-4/11/15 (9-0-1)	10
2.	1/15-2/18/11 (6-0-2)	8
3.	3/7-4/8/09 (4-0-3)	7
4.	11/4-11/24/10 (5-0-0)	5
	10/30-11/22/08 (3-0-2)	5
	12/2-12/14/06 (4-0-1)	5

LONGEST ROAD WINLESS STREAK

1.	10/9-12/20/03 (0-11-1-2)	14
2.	11/21-1/5/10 (0-9-4)	13
3.	1/10-2/23/04 (0-8-3-0)	11
4.	12/15-1/30/02 (0-9-1-0)	10
5.	10/12-11/20/05 (0-9-0)	9

LONGEST ROAD LOSING STREAK

1.	10/12-11/20/05	9
2.	2/18-3/24/03	8
3.	10/8-11/5/11	7
4.	1/23-2/18/13	6
	2/4-2/23/04	6

MOST CONSECUTIVE GAMES

ALLOWING A SHORTHANDED GOAL

Overall	3	3/30/07-4/3/07 (3 goals)
Home	2	3x, most recent, 3/6/04-3/8/04 (2 goals)
Road	2	4x, most recent, 10/23-31/07 (2 goals)

TEAM RECORDS

LARGEST MARGIN OF VICTORY/DEFEAT

LARGEST MARGIN OF VICTORY

DATE	MARGIN	OPPONENT	SCORE	CBJ/OPP GOALTENDERS
11/10/10	7	vs. St. Louis	8-1	Mason/Conklin, Halak
2/6/15	6	vs. St. Louis	7-1	McElhinney/Elliott, Allen
11/24/13	6	at Toronto	6-0	Bobrovsky/Reimer, Bernier
3/7/09	6	at Detroit	8-2	Mason/Conklin, Osgood
9x, 4/8/15	5	vs. Toronto	5-0	Bobrovsky/Reimer, Bernier

LARGEST MARGIN OF DEFEAT

DATE	MARGIN	OPPONENT	SCORE	CBJ/OPP GOALTENDERS
11/11/09	8	vs. Detroit	1-9	Mason, Garon/Howard
3/30/02	8	at San Jose	2-10	Denis, Tugnut/Kiprusoff
2/4/02	8	vs. Boston	0-8	Denis/Grahame
11/19/13	7	at Edmonton	0-7	McElhinney, Bobrovsky/Dubnyk
11/5/11	7	at Philadelphia	2-9	Mason, York/Bryzgalov
1/22/04	7	at Chicago	0-7	Brathwaite/Anderson

SHOTS & SHOT DIFFERENCES IN VICTORY/DEFEAT

LARGEST SHOT DIFFERENCE FOR IN WIN

DATE	SHOT DIFF.	OPPONENT	SCORE
4/27/13	27 (47-20)	vs. Nashville	3-1 W
10/28/05	25 (53-28)	vs. Minnesota	2-1 SOW
12/6/13	21 (41-20)	vs. Minnesota	4-0 W
3/18/08	20 (38-18)	vs. Calgary	3-0 W
3/26/08	19 (36-17)	vs. Chicago	4-0 W

LARGEST SHOT DIFFERENCE FOR IN LOSS

DATE	SHOT DIFF.	OPPONENT	SCORE
4/3/12	32 (54-22)	at Phoenix	0-2 L
3/18/14	27 (47-20)	vs. Carolina	1-3 L
11/1/08	27 (51-24)	vs. Chicago	3-4 SOL
2/10/13	26 (40-14)	vs. Edmonton	1-3 L
1/13/07	23 (40-17)	vs. Nashville	1-4 L

LARGEST SHOT DIFFERENCE AGAINST IN WIN

DATE	SHOT DIFF.	OPPONENT	SCORE
12/4/04	-35 (20-55)	at Florida	4-3 SOW
3/16/08	-29 (17-46)	vs. Detroit	4-3 W
1/14/06	-29 (23-52)	at Florida	5-4 OTW
3/18/15	-27 (20-47)	at Edmonton	4-3 SOW
10/27/06	2x: -24 (14-38)	vs. Los Angeles	2-0 W

LARGEST SHOT DIFFERENCE AGAINST IN LOSS

DATE	SHOT DIFF.	OPPONENT	SCORE
12/31/05	-28 (15-43)	at Detroit	2-5 L
1/7/06	-27 (21-48)	at Colorado	2-3 SOL
11/17/02	-27 (15-42)	at Dallas	2-3 OTL
2/7/14	-26 (21-47)	at San Jose	2-3 L
2/14/04	-26 (24-50)	vs. San Jose	1-2 OTL

MOST SHOTS IN WIN

DATE	SHOTS	OPPONENT	SCORE
10/28/05	53	vs. Minnesota	2-1 SOW
4/27/13	47	vs. Nashville	3-1 W
2/28/04	44	vs. Colorado	5-4 OTW
1/24/06	43	vs. Vancouver	6-5 W
11/4/10	3x: 42	at Atlanta	3-0 W

MOST SHOTS IN LOSS

DATE	SHOTS	OPPONENT	SCORE
4/3/12	54	at Phoenix	0-2 L
11/1/08	51	vs. Chicago	3-4 SOL
11/29/11	48	at Vancouver	1-4 L
2/24/15	47	vs. Buffalo	2-4 L
3/18/14	47	vs. Carolina	1-3 L
10/22/00	47	vs. Detroit	1-2 OTL

MOST SHOTS ALLOWED IN WIN

DATE	SHOTS	OPPONENT	SCORE
12/4/14	55	at Florida	4-3 SOW
4/11/15	52	at NY Islanders	5-4 SOW
1/14/06	52	at Florida	5-4 OTW
11/19/10	50	at Anaheim	4-3 W
12/17/08	48	vs. San Jose	2-1 OTW

MOST SHOTS ALLOWED IN LOSS

DATE	SHOTS	OPPONENT	SCORE
11/12/02	51	at Colorado	4-5 L
2/14/04	50	vs. San Jose	1-2 OTL
1/21/06	48	at Nashville	2-7 L
11/21/09	48	at Nashville	3-4 SOL
1/7/06	48	at Colorado	2-3 SOL

FEWEST SHOTS IN WIN

DATE	SHOTS	OPPONENT	SCORE
3/2/02	13	at Los Angeles	2-0 W
10/27/06	14	vs. Los Angeles	2-0 W
1/8/06	15	at Phoenix	5-2 W
1/2/04	15	at Tampa Bay	2-0 W
12/12/07	3x: 16	vs. Colorado	4-1 W

FEWEST SHOTS IN LOSS

DATE	SHOTS	OPPONENT	SCORE
4/1/03	10	at Philadelphia	0-4 L
3/8/10	11	at Los Angeles	0-6 L
1/3/02	11	at St. Louis	2-4 L
3/20/11	12	vs. Detroit	1-4 L
2/15/13	2x: 13	at Los Angeles	1-2 L

FEWEST SHOTS ALLOWED IN WIN

DATE	SHOTS	OPPONENT	SCORE
11/7/03	14	vs. Atlanta	4-2 W
11/22/08	15	at Atlanta	2-0 W
12/12/07	16	vs. Colorado	4-1 W
12/27/13	4x: 17	at New Jersey	2-1 SOW

FEWEST SHOTS ALLOWED IN LOSS

DATE	SHOTS	OPPONENT	SCORE
2/21/09	13	vs. Anaheim	2-5 L
2/10/13	14	vs. Edmonton	1-3 L
1/19/08	14	at Dallas	1-3 L
1/10/01	14	vs. Colorado	2-4 L
11/16/05	16	vs. St. Louis	0-2 L

BEST RECORD (BY POINTS) AT EACH GAME

GAME	MOST PTS	# TIMES	LAST TIME	RECORD	GAME	MOST PTS	# TIMES	LAST TIME	RECORD
1	2	6	2014-15	1-0-0	42	45	1	2012-13	19-16-7
2	4	2	2014-15	2-0-0	43	47	1	2012-13	20-16-7
3	5	1	2006-07	2-0-1	44	49	1	2012-13	21-16-7
4	6	3	2014-15	3-1-0	45	49	1	2012-13	21-17-7
5	8	1	2009-10	4-1-0	46	51	1	2012-13	22-17-7
6	10	1	2009-10	5-1-0	47	53	1	2012-13	23-17-7
7	10	1	2009-10	5-2-0	48	55	1	2012-13	24-17-7
8	10	2	2010-11	5-3-0	49	54	1	2013-14	25-20-4
9	12	2	2010-11	6-3-0	50	56	1	2013-14	26-20-4
10	13	1	2007-08	6-3-1	51	56	2	2013-14	26-21-4
11	15	1	2007-08	7-3-1	52	56	2	2013-14	26-22-4
12	16	2	2010-11	8-4-0	53	56	2	2013-14	26-23-4
13	18	1	2007-08	8-3-2	54	58	1	2013-14	27-23-4
14	18	2	2010-11	9-5-0	55	60	1	2013-14	28-23-4
15	18	3	2010-11	9-6-0	56	62	1	2013-14	29-23-4
16	20	2	2010-11	10-6-0	57	63	1	2013-14	29-23-5
17	22	1	2010-11	11-6-0	58	64	2	2010-11	29-23-6
18	24	1	2010-11	12-6-0	59	66	2	2010-11	30-23-6
19	26	1	2010-11	13-6-0	60	68	1	2010-11	31-23-6
20	28	1	2010-11	14-6-0	61	68	1	2010-11	31-24-6
21	28	1	2010-11	14-7-0	62	69	2	2013-14	32-25-5
22	28	1	2010-11	14-8-0	63	69	2	2013-14	32-26-5
23	29	1	2010-11	14-8-1	64	71	1	2013-14	33-26-5
24	29	1	2010-11	14-9-1	65	73	1	2013-14	34-26-5
25	29	1	2010-11	14-10-1	66	74	1	2013-14	34-26-6
26	31	1	2010-11	15-10-1	67	76	1	2013-14	35-26-6
27	31	2	2010-11	15-11-1	68	76	2	2013-14	35-27-6
28	33	1	2010-11	16-11-1	69	78	2	2013-14	36-27-6
29	34	1	2010-11	16-11-2	70	78	2	2013-14	36-28-6
30	35	1	2010-11	16-11-3	71	80	1	2008-09	37-28-6
31	35	1	2010-11	16-12-3	72	82	1	2008-09	38-28-6
32	35	1	2010-11	16-13-3	73	83	1	2008-09	38-28-7
33	37	1	2010-11	17-13-3	74	85	1	2008-09	39-28-7
34	37	1	2010-11	17-14-3	75	86	1	2008-09	39-28-8
35	37	1	2010-11	17-15-3	76	86	1	2008-09	39-29-8
36	39	1	2010-11	18-15-3	77	88	1	2008-09	40-29-8
37	41	1	2010-11	19-15-3	78	89	1	2008-09	40-29-9
38	43	1	2010-11	20-15-3	79	90	1	2008-09	40-29-10
39	43	1	2010-11	20-16-3	80	92	1	2008-09	41-29-10
40	43	1	2010-11	20-17-3	81	92	1	2008-09	41-30-10
41	44	1	2007-08	19-16-6	82	93	1	2013-14	43-32-7

TEAM RECORDS

MOST GOALS OVER STRETCH

2-GAME STRETCH

1.	1/11-1/13/03	12
	4/5-4/7/12	12
	7x], MR: 2/6-2/7/15	11

3-GAME STRETCH

1.	2/25-3/1/01	15
	11/7-11/12/02	15
	1/10-1/13/03	15
	1/11-1/15/03	15
	3/3-3/7/09	15
	3/25-3/28/10	15
7.	[11x], MR: 3/24-3/28/15	14

4-GAME STRETCH

1.	3/19-3/27/15	19
2.	[12x] MR: 2/6-2/13/15	18

5-GAME STRETCH

1.	3/19-3/28/15	23
	2/25-3/9/01	23
3.	3/18-3/27/15	22
	1/11-1/21/14	22
	12/9-12/16/06	22
	1/8-1/16/06	22
	1/11-1/20/03	22

6-GAME STRETCH

1.	1/11-1/23/14	27
2.	3/19-3/31/15	26
	3/18-3/28/15	26
	2/6-2/17/15	26
	12/9-12/18/06	26
6.	[9x], MR: 3/24-4/4/15	25

7-GAME STRETCH

1.	1/10-1/23/14	30
2.	3/19-4/2/15	29
	3/18-3/31/15	29
	1/11-1/25/14	29
	12/5-12/18/06	29
	12/2-12/16/06	29
7.	[10x], MR: 3/27-4/8/15	28

8-GAME STRETCH

1.	3/19-4/4/15	34
2.	3/24-4/8/15	33
	1/6-1/23/14	33
	12/2-12/18/06	33
5.	[6x], MR: 3/27-4/10/15	32

9-GAME STRETCH

1.	3/24-4/10/15	37
	3/19-4/6/15	37
	3/18-4/4/15	37
4.	3/27-4/11/15	36
	3/21-4/8/15	36
	10/25-11/12/02	36
7.	[5x], MR: 3/13-3/31/15	35

10-GAME STRETCH

1.	3/19-4/8/15	42
2.	3/24-4/11/15	41
3.	3/21-4/10/15	40
	3/18-4/6/15	40
5.	3/15-4/4/15	39
6.	[9x], MR: 3/13-4/215	38

BEST HOMESTAND/ROAD TRIPS

3-GAME HOMESTAND

1.	3/31-4/4/15 [3-0-0]	6
	2/7-13/09 [3-0-0]	6
	1/11-15/08 [3-0-0]	6
	1/19-27/07 [3-0-0]	6
	1/24-28/06 [3-0-0]	6
	10/11-16/03 [3-0-0]	6
7.	3x, 1/16-21/04 [2-0-0-1]	5

4-GAME HOMESTAND

1.	3/3-3/9/13 4-0-0]	8
2.	10/20-10/27/13 [3-1-0]	6
	3/11-3/19/10 [3-1-0]	6
	11/07-11/16/09 [3-1-0]	6
	11/5-11/12/08 [3-1-0]	6
	1/25-1/2/5/03 [2-0-0-2]	6
	11/5-11/14/00 [3-1-0-0]	6

5-GAME HOMESTAND

1.	3/12-3/22/13 [3-0-2]	8
2.	12/18-12/31/14 [3-1-1]	7
	3/7-3/18/08 [3-1-1]	7
4.	12/3-12/12/07 [2-1-2]	6
	10/21-10/28/05 [3-2-0]	6
	11/21-11/29/01 [2-1-1-1]	6

6-GAME HOMESTAND

1.	2/4-3/2/10 [3-1-2]	8
2.	1/31-2/13/13 [2-3-1]	5
3.	2/6-2/18/07 [2-4-0]	4

3-GAME ROAD TRIP

1.	3/18-3/21/15 [3-0-0]	6
	11/17-11/20/10 [3-0-0]	6
3.	8x, 1/17-1/21/15 [2-1-0]	4

4-GAME ROAD TRIP

1.	1/15-1/22/11 [2-0-2]	6
	1/8-1/13/03 [3-1-0-0]	6
3.	1/3-1/9/15 [2-2-0]	4
	12/31-1/6/14 [2-2-0]	4
	11/29-12/6/11 [2-2-0]	4
	3/1-3/10/01 [2-2-0-0]	4

5-GAME ROAD TRIP

1.	11/17-11/25/13 [3-2-0]	6
	2/15-2/23/08 [3-2-0]	6
	1/17-1/24/08 [3-2-0]	6
	11/28-12/9/06 [3-2-0]	6
5.	2/14-2/22/15 [2-2-1]	5

6-GAME ROAD TRIP

1.	4/13-4/25/13 [5-1-0]	10
2.	12/29/08-1/9/09 [4-2-0]	8

3-GAME CALIFORNIA ROAD TRIP

1.	11/17-11/20/10 [3-0-0]	6
2.	4/17-4/21/13 [2-1-0]	4
	1/8-1/11/04 [1-0-0-2]	4
4.	2/3-2/7/14 [1-1-1]	3

3-GAME WESTERN CANADA ROAD TRIP

1.	3/18-3/21/15 [3-0-0]	6
2.	1/5-1/8/10 [2-1-0]	4
	2/1-2/6/06 [2-1-0]	4
	1/10-1/13/03 [2-1-0]	4
5.	1/18-1/21/09 [1-1-1]	3
	2/29-3/4/08 [1-1-1]	3

HOLIDAY GAMES

COLUMBUS DAY (2-3-1-0)

YEAR	DATE	OPPONENT	SCORE
2000	10/9	vs. Los Angeles	L, 1-7
2001	10/8	vs. Philadelphia	T, 2-2
2002	10/14	vs. Phoenix	L, 2-4
2003	10/13	vs. Vancouver	W, 3-2
2006	10/9	vs. Phoenix	W, 5-1
2011	10/10	vs. Vancouver	L, 2-3

HALLOWEEN (2-1-0-0)

YEAR	DATE	OPPONENT	SCORE
2000	10/31	vs. Los Angeles	W, 4-1
2007	10/31	at Los Angeles	W, 4-1
2014	10/31	vs. Toronto	L, 1-4

THANKSGIVING (0-1-0-0)

YEAR	DATE	OPPONENT	SCORE
2009	11/26	at Ottawa	L, 1-2

BLACK FRIDAY (4-6-1-0)

YEAR	DATE	OPPONENT	SCORE
2000	11/24	at Dallas	L, 0-3
2001	11/23	vs. Chicago	T, 2-2
2002	11/29	at NY Islanders	W, 4-2
2005	11/25	vs. Colorado	L, 0-5
2006	11/24	at Philadelphia	L, 2-3
2007	11/23	at Minnesota	W, 4-0
2008	11/28	at Detroit	L, 3-5
2010	11/26	vs. Detroit	L, 1-2
2011	11/25	vs. Buffalo	W, 5-1
2013	11/29	vs. Edmonton	W, 4-2
2014	11/28	vs. Vancouver	L, 0-5

BOXING DAY (4-5-0-0)

YEAR	DATE	OPPONENT	SCORE
2000	12/26	at St. Louis	L, 0-5
2002	12/26	at Detroit	L, 2-4
2003	12/26	at Chicago	W, 4-1
2005	12/26	vs. Chicago	OTW, 4-3
2006	12/26	vs. Boston	OTW, 5-4
2007	12/26	vs. Atlanta	W, 2-0
2009	12/26	at Detroit	L, 1-2
2010	12/26	at Chicago	L, 1-4
2011	12/26	at Chicago	L, 1-4

NEW YEAR'S EVE (7-5-0-1)

YEAR	DATE	OPPONENT	SCORE
2000	12/31	vs. New Jersey	L, 3-6
2001	12/31	vs. Anaheim	W, 3-1
2002	12/31	vs. Pittsburgh	W, 5-2
2003	12/31	vs. San Jose	L, 0-1
2005	12/31	at Detroit	L, 2-5
2006	12/31	vs. Chicago	W, 3-1
2007	12/31	vs. Edmonton	W, 4-2
2008	12/31	at Anaheim	W, 2-0
2009	12/31	vs. Nashville	OTL, 1-2
2010	12/31	vs. Ottawa	OTW, 4-3
2011	12/31	vs. Washington	L, 2-4
2013	12/31	at Colorado	L, 3-5
2014	12/31	vs. Minnesota	W, 3-1

MARTIN LUTHER KING DAY (5-1-0-1)

YEAR	DATE	OPPONENT	SCORE
2001	1/15	vs. Minnesota	W, 3-0
2002	1/21	vs. Dallas	L, 3-5
2003	1/20	vs. Chicago	W, 5-1
2006	1/16	vs. NY Rangers	W, 4-3
2010	1/18	vs. St. Louis	W, 4-2
2013	1/21	vs. Detroit	SOL, 3-4
2015	1/19	at Minnesota	W, 3-1

GROUNDHOG DAY (2-3-1-0)

YEAR	DATE	OPPONENT	SCORE
2004	2/2	at Phoenix	T, 3-3
2006	2/2	at Edmonton	SOW, 2-1
2007	2/2	at Calgary	L, 2-6
2008	2/2	vs. Minnesota	L, 1-4
2010	2/2	at Colorado	L, 1-5
2013	2/2	vs. Detroit	W, 4-2

VALENTINE'S DAY (2-2-1-2)

YEAR	DATE	OPPONENT	SCORE
2001	2/14	at Toronto	T, 2-2
2004	2/14	vs. San Jose	OTL, 1-2
2007	2/14	vs. St. Louis	L, 2-4
2009	2/14	at Carolina	W, 5-1
2010	2/14	vs. Chicago	SOL, 4-5
2012	2/14	vs. St. Louis	W, 2-1
2015	2/14	at NY Islanders	L, 3-6

PRESIDENTS DAY (1-1-0-1)

YEAR	DATE	OPPONENT	SCORE
2004	2/16	vs. Nashville	W, 4-2
2009	2/16	vs. Dallas	SOL, 2-3
2013	2/18	at Anaheim	L, 2-3

ST. PATRICK'S DAY (0-5-1-0)

YEAR	DATE	OPPONENT	SCORE
2001	3/17	vs. NY Islanders	T, 3-3
2003	3/17	at Atlanta	L, 2-3
2006	3/17	vs. Vancouver	L, 2-3
2007	3/17	at Los Angeles	L, 3-5
2011	3/17	vs. Detroit	L, 0-2
2012	3/17	at Vancouver	L, 3-4

APRIL FOOLS' DAY (2-4-2-0)

YEAR	DATE	OPPONENT	SCORE
2001	4/1	vs. St. Louis	W, 2-1
2002	4/1	at Dallas	L, 1-3
2003	4/1	at Philadelphia	L, 0-4
2006	4/1	vs. Chicago	W, 5-2
2007	4/1	vs. Detroit	L, 1-4
2010	4/1	at Detroit	L, 2-3
2011	4/1	vs. Chicago	SOL, 3-4
2014	4/1	vs. Colorado	OTL, 2-3

TEAM RECORDS

SINGLE GAME GOALS

MOST GOALS SCORED

Overall	8	11/10/10 vs. St. Louis (8-1 W) 3/25/10 vs. Chicago (8-3 W) 3/7/09 at Detroit (8-2 W)
Home	8	11/10/10 vs. St. Louis (8-1 W) 3/25/10 vs. Chicago (8-3 W)
Road	8	3/7/09 at Detroit (8-2 W)

MOST GOALS AGAINST

Overall	10	3/30/02 at San Jose (2-10 L)
Home	9	11/11/09 vs Detroit (1-9 L)
Road	10	3/30/02 at San Jose (2-10 L)

MOST GOALS BOTH TEAMS

Overall	13	1/13/03 at Edmonton (5-8 L) 3/9/01 at Florida (7-6 W)
Home	11	7x, most recent, 11/8/14 vs. Tampa Bay (4-7 L)
Road	13	1/13/03 at Edmonton (5-8 L) 3/9/01 at Florida (7-6 W)

SHOTS

MOST SHOTS

Overall	54	4/3/12 at Phoenix (0-2 L)
Home	53	10/28/05 vs. Minnesota (2-1 SOW) 49 shots in regulation
Road	54	4/3/12 at Phoenix (0-2 L)

MOST SHOTS AGAINST

Overall	55	12/4/14 at Florida (4-3 SOW)
Home	50	2/14/04 vs. San Jose (1-2 OTL)
Road	55	12/4/14 at Florida (4-3 SOW)

PENALTIES

MOST PENALTY MINUTES

Overall	70	2/21/03 at San Jose (0-6 L), 16 pen.
Home	68	1/11/06 vs. Pittsburgh (6-1 W), 21 pen.
Road	70	2/21/03 at San Jose (0-6 L), 16 pen.

MOST PENALTY MINUTES AGAINST

Overall	86	11/9/02 vs. NY Rangers (6-3 W), 17 pen.
Home	86	11/9/02 vs. NY Rangers (6-3 W), 17 pen.
Road	48	4/14/02 at Chicago (0-2 L), 8 pen.

MOST PENALTY MINUTES, BOTH TEAMS

Overall	152	1/11/06 vs. Pittsburgh (6-1 W), CBJ-68, PIT-84 11/9/02 vs. NY Rangers (6-3 W), CBJ-66, NYR-86
Home	152	1/11/06 vs. Pittsburgh (6-1 W), CBJ-68, PIT-84 11/9/02 vs. NY Rangers (6-3 W), CBJ-66, NYR-86
Road	108	2/21/03 at San Jose (0-6 L), CBJ-70, SJS-38

LARGEST MARGIN OF VICTORY

Overall	7	11/10/10 vs. St. Louis (8-1 W)
Home	7	11/10/10 vs. St. Louis (8-1 W)
Road	6	3/7/09 at Detroit (8-2 W) 11/25/13 at Toronto (6-0 W)

LARGEST MARGIN OF DEFEAT

Overall	8	11/11/09 vs Detroit (1-9 L) 3/30/02 at San Jose (2-10 L) 2/4/02 vs. Boston (0-8 L)
Home	8	11/11/09 vs Detroit (1-9 L) 2/4/02 vs. Boston (0-8 L)
Road	8	3/30/02 at San Jose (2-10 L)

MOST SHOTS, BOTH TEAMS

Overall	89	4/11/15 at NY Islanders (5-4 SOW), CBJ-37, NYI-52
Home	83	10/22/00 vs. Detroit (1-2 OTL), CBJ-47, DET-36
Road	89	4/11/15 at NY Islanders (5-4 SOW), CBJ-37, NYI-52

FEWEST SHOTS

Overall	10	4/1/03 at Philadelphia (0-4 L)
Home	12	3/22/08 vs. Detroit (1-4 L)
Road	10	4/1/03 at Philadelphia (0-4 L)

MOST PENALTIES

Overall	21	1/11/06 vs. Pittsburgh (6-1 W), 68 PIM
Home	21	1/11/06 vs. Pittsburgh (6-1 W), 68 PIM
Road	16	2/21/03 at San Jose (0-6 L), 70 PIM

MOST PENALTIES AGAINST

Overall	21	1/11/06 vs. Pittsburgh (6-1 W), 84 PIM
Home	21	1/11/06 vs. Pittsburgh (6-1 W), 68 PIM
Road	15	10/21/06 at Pittsburgh (3-5 L), 41 PIM 2/23/03 at Vancouver (2-7), 47 PIM

MOST PENALTIES, BOTH TEAMS

Overall	42	1/11/06 vs. Pittsburgh (6-1 W), CBJ-21, PIT-21
Home	42	1/11/06 vs. Pittsburgh (6-1 W), CBJ-21, PIT-21
Road	33	2/6/06 at Vancouver (4-7 L), CBJ-19, VAN-14

MOST CONSECUTIVE GOALS

Overall	6	3/19/15 at Vancouver (6-2 W) 11/25/13 at Toronto (6-0 W)
Home	5	6x, most recent, 4/8/15 vs. Toronto (5-0 W)
Road	6	3/19/15 at Vancouver (6-2 W) 11/25/13 at Toronto (6-0 W)

MOST CONSECUTIVE GOALS AGAINST

Overall	8	11/5/11 at Philadelphia (2-9 L) 2/4/02 vs. Boston (0-8 L)
Home	8	2/4/02 vs. Boston (0-8 L)
Road	8	11/5/11 at Philadelphia (2-9 L)

FEWEST SHOTS AGAINST

Overall	13	2/21/09 vs. Anaheim (2-5 L)
Home	13	2/21/09 vs. Anaheim (2-5 L)
Road	14	1/19/08 at Dallas (1-3 L)

FEWEST SHOTS, BOTH TEAMS

Overall	32	12/12/07 vs. Colorado (4-1 W), CBJ-16, COL-16
Home	32	12/12/07 vs. Colorado (4-1 W), CBJ-16, COL-16
Road	35	2/15/13 at Los Angeles (1-2 L), CBJ-13, LA-22

FEWEST PENALTY MINUTES

Overall	0 (2x)	11/20/13 at Calgary (2-1 OTW) - most recent
Home	0	3/27/10 vs. NY Islanders (3-4 OTL), 0 pen.
Road	0	11/20/13 at Calgary (2-1 OTW), 0 pen.

FEWEST PENALTY MINUTES AGAINST

Overall	0 (3x)	3/15/14 at Minnesota (2-1 SOW), 0 pen. - most recent
Home	0	2/4/10 vs. Dallas (2-1 W), 0 pen.
Road	0 (2x)	3/15/14 at Minnesota (2-1 SOW), 0 pen. - most recent

FEWEST PENALTY MINUTES, BOTH TEAMS

OVERALL	2	3/15/14 at Minnesota (2-1 SOW), CBJ-2, MIN-0
HOME	4	1/13/12 vs. Phoenix (4-3 W), CBJ-2, PHX-2
ROAD	2	3/15/14 at Minnesota (2-1 SOW), CBJ-2, MIN-0

SINGLE GAME (CONT.) SPECIAL TEAMS

MOST POWER PLAY GOALS

Overall	5	12/10/06 vs. Ottawa (6-2 W), 11 att.
Home	5	12/10/06 vs. Ottawa (6-2 W), 11 att.
Road	4	12/22/11 at Nashville (5-6 L), 6 att.

MOST POWER PLAY ATTEMPTS

Overall	13	1/24/04 vs. Chicago (4-3 W), 2 PPG 12/19/03 vs. Calgary (1-2 L), 0 PPG
Home	13	1/24/04 vs. Chicago (4-3 W), 2 PPG 12/19/03 vs. Calgary (1-2 L), 0 PPG
Road	11	10/21/06 at Pittsburgh (3-5 L), 2 PPG

MOST POWER PLAY GOALS AGAINST

Overall	5	1/6/07 at San Jose (2-5 L), 9 att. 2/6/06 at Vancouver (2-5 L), 11 att. 11/13/03 at Ottawa (3-6 L), 12 att.
Home	4	10/23/01 vs. Los Angeles (1-7 L), 4 att.
Road	5	1/6/07 at San Jose (2-5 L), 9 att. 2/6/06 at Vancouver (4-7 L), 11 att. 11/13/03 at Ottawa (3-6 L), 12 att.

MOST POWER PLAY ATTEMPTS AGAINST

Overall	12	10/26/05 vs. Nashville (3-2 OTW), 2 PPG 11/13/03 at Ottawa (2-5 L), 5 PPG
Home	12	10/26/05 vs. Nashville (3-2 OTW), 2 PPG
Road	12	11/13/03 at Ottawa (2-5 L), 5 PPG

HIGHEST POWER PLAY EFFICIENCY (MULTIPLE ATTEMPTS)

Overall	2-of-2	1/17/12 vs. Edmonton (4-2 W) 3/14/04 at Minnesota (2-3 L) 10/6/01 at Philadelphia (3-3 T)
Home	2-of-2	1/17/12 vs. Edmonton (4-2 W)
Road	2-of-2	3/14/04 at Minnesota (2-3 L) 10/6/01 at Philadelphia (3-3 T)

LOWEST POWER PLAY EFFICIENCY

Overall	0-of-13	12/19/03 vs. Calgary (1-2 L)
Home	0-of-13	12/19/03 vs. Calgary (1-2 L)
Road	0-of-9	12/23/06 at NY Islanders (0-4 L) 10/5/05 at Washington (2-3 L)

HIGHEST PENALTY KILLING EFFICIENCY

Overall	9-of-9	3/12/11 at Carolina (3-2 W) 11/23/07 at Minnesota (4-0 W) 10/9/06 vs. Phoenix (5-1 W) 10/12/02 at New Jersey (2-3 L)
Home	9-of-9	10/9/06 vs. Phoenix (5-1 W)
Road	9-of-9	3/12/11 at Carolina (3-2 W) 11/23/07 at Minnesota (4-0 W) 10/12/02 at New Jersey (2-3 L)

LOWEST PENALTY KILLING EFFICIENCY

Overall	0-of-4	10/23/01 vs. Los Angeles (1-7 L)
Home	0-of-4	10/23/01 vs. Los Angeles (1-7 L)
Road	0-of-3	12/31/13 at Colorado (3-5 L) 12/9/10 at St. Louis (1-4 L) 3/30/02 at San Jose (2-10 L)

MOST SHORTHANDED GOALS SCORED

Overall	2	2/24/07 at NY Rangers (3-2 W) 3/22/11 at Colorado (4-5 SOL)
Home	1	37x, most recent - 2/6/15 vs. St. Louis (7-1 W)
Road	2	2/24/07 at NY Rangers (3-2 W) 3/22/11 at Colorado (4-5 SOL)

MOST SHORTHANDED GOALS AGAINST

Overall	2	10x, most recent - 1/25/14 vs. Buffalo (2-5 L)
Home	2	6x, most recent - 1/25/14 vs. Buffalo (2-5 L)
Road	2	4x, most recent - 10/17/13 at Montreal (3-5 L)

COMEBACK WINS/LOSSES

LARGEST DEFICIT OVERCOME IN A WIN

3	2x, most recent - 1/5/07 at Anaheim (4-3)
---	--

LARGEST DEFICIT OVERCOME IN A TIE

3	2x, most recent - 3/1/03 vs. Edmonton (3-3)
---	--

LARGEST DEFICIT OVERCOME IN AN OT/SO LOSS

3	3x, most recent - 2/22/15 at NY Rangers (4-3 SOL)
---	---

LARGEST LEAD LOST IN A LOSS

3	4x, most recent - 12/19/13 at Philadelphia (4-5)
---	--

LARGEST LEAD LOST IN AN OT/SO LOSS

3	3/9/11 vs. St. Louis (3-4 OTL)
---	--------------------------------

SINGLE PERIOD GOALS

MOST GOALS SCORED

Overall	5	3/15/03 vs. Minnesota in 1st per. (5-0 W)
Home	5	3/15/03 vs. Minnesota in 1st per. (5-0 W)
Road	4	13x, most recent - 3/27/15 at Chicago in 1st per. (5-2 W)

MOST GOALS AGAINST

Overall	6	12/17/05 at Nashville in 2nd per. (3-7 L)
Home	5	3/25/12 vs. Edmonton in 2nd per. (3-6 L) 12/16/06 vs. Chicago in 1st per. (4-6 L) 10/23/01 vs. Los Angeles in 1st per. (1-7 L)
Road	6	12/17/05 at Nashville in 2nd per. (3-7 L)

MOST GOALS, BOTH TEAMS

Overall	7	3/29/13 at Calgary in 2nd per. (6-4 W); CBJ, 4-3 12/17/05 at Nashville in 2nd per. (3-7 L); NSH, 6-1 1/13/03 at Edmonton in 2nd per. (5-8 L); EDM, 4-3 12/14/02 at Detroit in 1st per. (4-6 L); DET, 4-3 12/28/06 vs. Detroit in 3rd per. (4-7 L); DET, 4-2 12/16/06 vs. Chicago in 1st per. (4-6 L); CHI, 5-1 12/23/05 vs. Nashville in 1st per. (4-5 L); NSH, 4-2 11/29/03 vs. Washington in 2nd per. (3-5 L); WSH, 4-2 11/9/02 vs. NY Rangers in 2nd per. (6-3 W); Tied 3-3 4/10/02 vs. San Jose in 2nd per. (3-5 L); SJ, 4-2 3/29/13 at Calgary in 2nd per. (6-4 W); CBJ, 4-3 12/17/05 at Nashville in 2nd per. (3-7 L); NSH, 6-1 1/13/03 at Edmonton in 2nd per. (5-8 L); EDM, 4-3 12/14/02 at Detroit in 1st per. (4-6 L); DET, 4-3
Home	6	12/28/06 vs. Detroit in 3rd per. (4-7 L); DET, 4-2 12/16/06 vs. Chicago in 1st per. (4-6 L); CHI, 5-1 12/23/05 vs. Nashville in 1st per. (4-5 L); NSH, 4-2 11/29/03 vs. Washington in 2nd per. (3-5 L); WSH, 4-2 11/9/02 vs. NY Rangers in 2nd per. (6-3 W); Tied 3-3 4/10/02 vs. San Jose in 2nd per. (3-5 L); SJ, 4-2 3/29/13 at Calgary in 2nd per. (6-4 W); CBJ, 4-3 12/17/05 at Nashville in 2nd per. (3-7 L); NSH, 6-1 1/13/03 at Edmonton in 2nd per. (5-8 L); EDM, 4-3 12/14/02 at Detroit in 1st per. (4-6 L); DET, 4-3
Road	7	3/29/13 at Calgary in 2nd per. (6-4 W); CBJ, 4-3 12/17/05 at Nashville in 2nd per. (3-7 L); NSH, 6-1 1/13/03 at Edmonton in 2nd per. (5-8 L); EDM, 4-3 12/14/02 at Detroit in 1st per. (4-6 L); DET, 4-3

FASTEST GOAL START OF GAME

Overall	:10	2x, most recent - Cam Atkinson 3/28/13 at Edmonton (4-6 L)
Home	:10	Rick Nash - 1/11/06 vs. Pittsburgh (6-1 W)
Road	:10	Cam Atkinson - 3/28/13 at Edmonton (4-6 L)

FASTEST GOAL AGAINST START OF GAME

Overall	:08	2x, most recent - Antti Laaksonen 2/10/06 vs. Colorado (1-4 L)
Home	:08	2x, most recent - Antti Laaksonen 2/10/06 vs. Colorado (1-4 L)
Road	:21	Chris Stewart 12/19/09 at Colorado (2-5 L)

FASTEST GOAL START OF PERIOD

Overall	:10	2x, most recent - Cam Atkinson 2/28/13 at Edmonton, 1st per. (4-6 L)
Home	:10	Rick Nash - 1/11/06 vs. Pittsburgh, 1st per. (6-1 W)
Road	:10	Cam Atkinson - 2/28/13 at Edmonton, 1st per. (4-6 L)

FASTEST GOAL AGAINST START OF PERIOD

Overall	:08	2x, most recent - Antti Laaksonen 2/10/06 vs. Colorado, 1st per. (1-4 L)
Home	:08	2x, most recent - Antti Laaksonen 2/10/06 vs. Colorado, 1st per. (1-4 L)
Road	:11	J.P. Dumont - 11/18/06 at Nashville, 2nd per. (2-4 L) Peter Schaefer - 1/6/01 at Vancouver, 3rd per. (3-4 L)

FASTEST GOAL START OF OVERTIME

Overall	:28	Jaroslav Spacek - 2/13/03 at Montreal (2-1 OTW)
Home	:29	Jaroslav Spacek - 4/12/02 vs. Atlanta (5-4 OTW)
Road	:28	Jaroslav Spacek - 2/13/03 at Montreal (2-1 OTW)

FASTEST GOAL AGAINST START OF OVERTIME

Overall	:22	2x, most recent - David Backes 12/14/13 vs. St. Louis (3-4 OTL)
Home	:22	David Backes - 12/14/13 vs. St. Louis (3-4 OTL)
Road	:22	Derek Stepan - 2/19/12 at NY Rangers (2-3 OTL)

FASTEST 2 GOALS - CBJ PLAYER

:51	Nick Foligno (13:05 & 13:56 of 2nd per.), 3/22/13 vs. Calgary (5-1 W)
-----	---

FASTEST 3 GOALS - CBJ PLAYER

3:18	Jeff Carter (12:56, 14:35 & 16:14 of 1st per.), 12/22/11 at Nashville (5-6 L)
------	---

FASTEST 2 GOALS - CBJ TEAM

:08	Vinny Prospal & Mark Letestu (5:37 & 5:45 of 2nd per.), 2/11/13 vs. San Jose (6-2 W) Nikita Filatov & Jakub Voracek (14:18 & 14:26 of 1st per.), 10/17/08 vs. Nashville (5-3 W)
-----	--

FASTEST 3 GOALS - CBJ TEAM

1:15	Nick Foligno, Nick Foligno & Artem Anisimov (13:05, 13:56 & 14:20 of 2nd per.), 3/22/13 vs. Calgary (5-1 W)
------	---

FASTEST 2 GOALS - OPPOSING PLAYER

:19	Ryan Smyth (2:33 & 2:52 of 1st per.), 11/27/02 at Edmonton (1-3 L)
-----	--

FASTEST 3 GOALS - OPPOSING PLAYER

10:17	Joe Sakic (6:04, 11:24 & 16:21 of 1st per.), 3/13/03 vs. Colorado (1-5 L)
-------	---

FASTEST 2 GOALS - OPPOSING TEAM

:10	Paul Kariya & German Titov (18:14 & 18:24 of 1st per.), 12/13/00 at Anaheim (4-5 OTL)
-----	---

FASTEST 3 GOALS - OPPOSING TEAM

1:16	Tomas Holmstrom, Tomas Holmstrom & Dan Cleary (8:05, 8:45 & 9:21 of 3rd per.), 4/7/10 at Detroit (3-4 L)
------	--

FASTEST 2 GOALS - BOTH TEAMS

:05	Rick Nash-CBJ & Scott Walker-NSH (19:39 & 19:44 of 3rd per.), 12/4/03 vs. Nashville (2-4 L)
-----	---

FASTEST 3 GOALS - BOTH TEAMS

:37	Ray Whitney-CBJ, Jaroslav Spacek-CBJ & Brendan Morrison - VAN (4:51, 5:15 & 5:28 of 2nd per.), 3/6/03 vs. Vancouver (5-4 W)
-----	---

FASTEST 4 GOALS - BOTH TEAMS

2:04	R.J. Umberger-CBJ, Kristian Huselius-CBJ, Rick Rypien-VAN & Alexandre Burrows-VAN (6:07, 7:08, 7:47 & 8:11 of 1st per.), 1/5/10 at Vancouver (3-7 L)
------	--

SINGLE PERIOD (CONT.) PENALTY MINUTES

MOST PENALTY MINUTES

Overall	52	3/26/09 vs. Calgary in 2nd per. (5-0 W); 11 pen.
Home	52	3/26/09 vs. Calgary in 2nd per. (5-0 W); 11 pen.
Road	45	2/21/03 at San Jose in 3rd per. (0-6 L); 9 pen.

MOST PENALTY MINUTES AGAINST

Overall	74	11/9/02 vs. NY Rangers in 3rd per. (6-3 W); 14 pen.
Home	74	11/9/02 vs. NY Rangers in 3rd per. (6-3 W); 14 pen.
Road	44	4/14/02 at Chicago in 2nd per. (0-2 L); 6 pen.

MOST PENALTY MINUTES, BOTH TEAMS

Overall	122	11/9/02 vs. NY Rangers in 3rd per. (6-3 W); CBJ-48, NYR-74
Home	122	11/9/02 vs. NY Rangers in 3rd per. (6-3 W); CBJ-48, NYR-74
Road	88	4/14/02 at Chicago in 2nd per. (0-2 L); CBJ-44, CHI-44

MOST PENALTIES AGAINST

Overall	14	11/9/02 vs. NY Rangers in 3rd per. (6-3 W); 74 PIM
Home	14	11/9/02 vs. NY Rangers in 3rd per. (6-3 W); 74 PIM
Road	10	2/6/06 at Vancouver in 3rd per. (4-7 L); 26 PIM

MOST PENALTIES

Overall	13	2/6/06 at Vancouver in 3rd per. (7-4 L); 40 PIM
Home	11	3/26/09 vs. Calgary in 2nd per. (5-0 W); 52 PIM
Road	13	2/6/06 at Vancouver in 3rd per. (7-4 L); 40 PIM

MOST PENALTIES, BOTH TEAMS

Overall	24	3/26/09 vs. Calgary in 2nd per. (5-0 W); CBJ-11, CGY-13
Home	24	3/26/09 vs. Calgary in 2nd per. (5-0 W); CBJ-11, CGY-13
Road	23	2/6/06 at Vancouver in 3rd per. (4-7 L); CBJ-13, VAN-10

SHOTS

MOST SHOTS

Overall	25	4/27/13 vs. Nashville in 3rd per. (3-1 W)
Home	25	4/27/13 vs. Nashville in 3rd per. (3-1 W)
Road	23	12/16/10 at Edmonton in 1st per. (3-6 L)

MOST SHOTS AGAINST

Overall	25	11/19/10 at Anaheim in 3rd per. (4-3 W)
Home	23	11/1/02 vs. Dallas in 1st per. (4-2 W)
Road	25	11/19/10 at Anaheim in 3rd per. (4-3 W)

MOST SHOTS, BOTH TEAMS

Overall	36	12/16/10 at Edmonton in 1st per. (3-6 L); CBJ-23, EDM-13
Home	35	11/21/01 vs. Detroit in 1st per. (0-1 OTL); CBJ-23, DET-12
Road	36	12/16/10 at Edmonton in 1st per. (3-6 L); CBJ-23, EDM-13

FEWEST SHOTS

Overall	1	10x, most recent – 3/12/15 at Detroit in 3rd per. (3-1 W)
Home	1	3/31/13 vs. Anaheim in 3rd per. (2-1 W)
		10/12/11 vs. Colorado in 3rd per. (3-2 L)
		12/12/07 vs. Colorado in 2nd per. (4-1 W)
		11/25/01 vs. Calgary in 3rd per. (4-3 W)
Road	1	6x, most recent – 3/12/15 at Detroit in 3rd per. (3-1 W)

FEWEST SHOTS AGAINST

Overall	0	3/18/14 vs. Carolina, in 3rd per. (1-3 L)
		10/21/07 vs. Vancouver in 2nd per. (1-4 L)
		12/27/03 vs. Dallas in 3rd per. (3-4 L)
Home	0	3/18/14 vs. Carolina, in 3rd per. (1-3 L)
		10/21/07 vs. Vancouver in 2nd per. (1-4 L)
		12/27/03 vs. Dallas in 3rd per. (3-4 L)
Road	1	2/22/15 at NY Rangers in 3rd per. (3-4 SOL)
		2/2/08 at Minnesota in 3rd per. (1-4 L)

FEWEST SHOTS, BOTH TEAMS

Overall	4	12/27/03 vs. Dallas in 3rd per. (3-4 L); CBJ, 4-0
Home	4	12/27/03 vs. Dallas in 3rd per. (3-4 L); CBJ, 4-0
Road	5	12/6/08 at Los Angeles in 1st per. (0-3 L); LA, 3-2

MOST SHOTS IN OVERTIME

7	4/2/15 vs. NY Islanders (4-3 SOW)
	11/30/05 at Minnesota (3-2 SOW)
	11/1/08 vs. Chicago (3-4 SOL)

MOST SHOTS AGAINST IN OVERTIME

11	1/11/04 at Anaheim (2-2 T)
----	----------------------------

MOST SHOTS IN OVERTIME, BOTH TEAMS

15	1/20/06 vs. St. Louis (4-3 SOW); CBJ-5, STL-10
----	--

PLAYER RECORDS

SINGLE GAME

MOST GOALS

- 4 Geoff Sanderson – 3/29/03
at Calgary (6-4 W)

MOST GOALS - DEFENSEMAN

- 3 Bryan Berard – 1/8/06
at Phoenix (5-2 W)
Deron Quint – 3/9/01
at Florida (7-6 W)

MOST GOALS - ROOKIE

- 3 Cam Atkinson – 4/5/12
at Colorado (5-2 W)
Matt Calvert – 2/25/11
vs. Phoenix (5-3 W)
Nikita Filatov – 1/10/09
vs. Minnesota (4-2 W)

MOST POWER PLAY GOALS

- 3 Bryan Berard – 1/8/06
at Phoenix (5-2 W)

MOST ASSISTS

- 5 Espen Knutsen – 3/24/01
vs. Calgary (6-4 W)

MOST ASSISTS - DEFENSEMAN

- 3 Jack Johnson – 3/1/14
vs. Florida (6-3 W)
James Wisniewski – 3/25/14
vs. Detroit (4-2 W)
Fedor Tyutin – 12/18/11
at St. Louis (4-6 L)
Grant Clitsome –
10/25/11 vs. Detroit (4-1 W)
Adam Foote – 1/11/08
vs. St. Louis (6-4 W)
Rostislav Klesla – 1/28/06
vs. Nashville (4-3 W)
Jaroslav Spacek –
3/10/03 at Carolina (6-5 L)
Derrick Walser – 1/11/03
at Calgary (7-2 W)

MOST ASSISTS - ROOKIE

- 3 Jakub Voracek – 1/10/09
vs. Minnesota (4-2 W)
Derrick Walser – 1/11/03
at Calgary (7-2 W)

MOST POINTS

- 5 David Vyborny – 2/28/04
vs. Colorado (5-4 W); 1g, 4a
Geoff Sanderson – 3/29/03
at Calgary (6-4 W); 4g, 1a
Andrew Cassels – 3/29/03
at Calgary (6-4 W); 1g, 4a
Espen Knutsen – 3/24/01
vs. Calgary (6-4 W); 5a

MOST POINTS - DEFENSEMAN

- 4 Deron Quint – 3/9/01
at Florida (7-6 W); 3g, 1a

MOST POINTS - ROOKIE

- 4 Nikolai Zherdev – 3/21/04
at Vancouver (5-4 W); 2g, 2a
Matt Calvert – 2/25/11
vs. Phoenix (5-3 W); 3g, 1a

MOST SHOTS

- 10 Rick Nash – 1/17/08
at Phoenix (4-3 W); 2g
Rick Nash – 10/31/07
at Los Angeles (4-1 W); 1g
Jason Chimera – 4/7/07
at Anaheim (4-3 L); 1g
Sergei Fedorov – 11/25/06
vs. Minnesota (5-3 W); 2g
Fredrik Modin – 11/24/06
at Philadelphia (3-2 L); 0g
Rick Nash – 4/7/06
at Detroit (6-5 SOL); 3g
Ray Whitney – 11/12/02
at Colorado (5-4 L); 0g
Ray Whitney – 1/14/02
at NY Rangers (2-2 T); 1g

MOST SHOTS - DEFENSEMAN

- 8 Jaroslav Spacek – 2/28/04
vs. Colorado (5-4 W); 1g

MOST SHOTS - ROOKIE

- 9 Rick Nash – 3/22/03
vs. Atlanta (3-2 L); 1g

MOST PENALTY MINUTES

- 31 Duvie Westcott – 4/13/06
vs. St. Louis (4-1 W)

MOST PENALTY MINUTES - DEFENSEMAN

- 31 Duvie Westcott – 4/13/06
vs. St. Louis (4-1 W)

MOST PENALTY MINUTES - ROOKIE

- 25 Jody Shelley – 1/10/02
at Chicago (2-1 L)

HIGHEST PLUS/MINUS

- +5 Fedor Tyutin – 10/11/14
vs. NY Rangers (5-2 W)

HIGHEST PLUS/MINUS - DEFENSEMAN

- +5 Fedor Tyutin – 10/11/14
vs. NY Rangers (5-2 W)

HIGHEST PLUS/MINUS - ROOKIE

- +4 Dalton Prout – 3/29/13
at Calgary (6-4 W)

LOWEST PLUS/MINUS

- 5 Espen Knutsen – 2/23/03
at Vancouver (7-2 L)
Lyle Odelein – 2/4/02
vs. Boston (8-0 L)
Deron Quint – 2/4/02
vs. Boston (8-0 L)

MOST ICE TIME - FORWARD (REGULATION GAME)

- 27:19 Ray Whitney – 10/14/02
vs. Phoenix (3-2 L)

MOST ICE TIME - DEFENSEMAN (REGULATION GAME)

- 34:59 Jack Johnson – 2/2/13
vs. Detroit (4-2 W)

MOST ICE TIME - FORWARD (OVERTIME GAME)

- 27:43 David Vyborny – 12/8/05
vs. NY Islanders (4-3 SOW)

MOST ICE TIME - DEFENSEMAN (OVERTIME GAME)

- 33:18 Deron Quint – 11/21/01
vs. Detroit (1-0 OTL)

MOST FACE-OFFS WON

- 24 Jeff Carter – 10/7/11
vs. Nashville (2-3 L)

MOST SAVES BY A GOALTENDER

- 52 Sergei Bobrovsky –
12/4/14 at Florida (4-3 SOW); 55 shots



BRYAN BERARD



DUVIE WESTCOTT



FEDOR TYUTIN

SINGLE PERIOD

MOST GOALS

- 3 Jeff Carter – 12/22/11
at Nashville, 1st per. (5-6 L)
Geoff Sanderson – 3/29/03
at Calgary, 2nd per. (6-4 W)
Deron Quint – 3/9/01
at Florida, 2nd per. (7-6 W)

MOST ASSISTS

- 3 Alexander Svitov – 1/5/07
at Anaheim (4-3 W)
David Vyborny – 2/6/06
at Vancouver, 3rd per. (7-4 L)
Ray Whitney – 4/2/03
vs. Minnesota, 1st per. (3-0 W)
Andrew Cassels – 3/29/03
at Calgary, 2nd per. (6-4 W)
Jaroslav Spacek – 3/10/03
at Carolina, 3rd per. (6-5 L)

MOST POINTS

- 3 21x, most recent – Jeff Carter
12/22/11 at Nashville in 1st per. (5-6 L);
3

MOST SHOTS

- 7 Cam Atkinson –
11/8/14 vs. Tampa Bay, 3rd per. (4-7 L); 0g
Ray Whitney –
11/12/02 at Colorado, 3rd per. (5-4 L); 0g

MOST PENALTY MINUTES

- 31 Duvie Westcott – Apr. 13, 2006
vs. St. Louis, 2nd per. (4-1 W)

MOST SAVES BY A GOALTENDER

- 23 Marc Denis – Nov. 1, 2002
vs. Dallas, 1st per. (4-2 W); 23 shots
Marc Denis – Dec. 10, 2000



GEOFF SANDERSON

CBJ PLAYER MAKING NHL DEBUT

MOST POINTS

- 2 Tomas Kubalik, 3/31/11
at Washington (0-2-2)
Grant Clitsome, 3/2/10
vs. Vancouver (0-2-2)
Jakub Voracek, 10/10/08
at Dallas (1-1-2)

MOST GOALS

- 1 Nikita Filatov, 10/17/08
vs. Nashville (1-0-1)
Jakub Voracek, 10/10/08
at Dallas (1-1-2)
Rick Nash, 10/10/02
vs. Chicago (1-0-1)
David Vyborny, 10/7/00
vs. Chicago (1-0-1)

MOST ASSISTS

- 2 Tomas Kubalik, 3/31/11
at Washington (0-2-2)
Grant Clitsome, 3/2/10
vs. Vancouver (0-2-2)

MOST SHOTS ON GOAL

- 5 Kris Russell, 10/5/07 vs. Anaheim

MOST PENALTY MINUTES

- 17 Tom Sestito, 4/6/08 vs. St. Louis

MOST ICE TIME

- 20:31 Petteri Nummelin, 10/7/00 vs. Chicago

HIGHEST PLUS/MINUS RATING

- +2 Jakub Voracek, 10/10/08 at Dallas
Jeremy Reich, 1/21/04 vs. St. Louis

MOST SAVES – GOALTENDER

- 28 Pascal Leclaire, 2/20/04
at Phoenix (2-3 L)



PASCAL LECLAIRE

PLAYER RECORDS

STREAKS

CONSECUTIVE GAMES PLAYED

RANK	GAMES	PLAYER	DATE
1.	288	R.J. Umberger	10/10/2008-1/10/2002
2.	243	Jason Chimera	10/9/2005-4/5/2008
3.	241	Antoine Vermette	3/7/2009-2/21/2012
4.	194	Ryan Johansen	2/24/2013-Current
	194	David Vyborny	10/17/2002-12/20/2005
6.	173	Samuel Pahlsson	11/21/2009-12/10/2011
7.	161	Jan Hejda	10/25/2007-10/13/2009
8.	155	David Vyborny	12/26/2005-12/1/2007
9.	151	R.J. Umberger	1/23/2012-3/18/2014
10.	140	Manny Malhotra	1/24/2006-11/29/2007

CONSECUTIVE GAMES WITH A GOAL

RANK	GAMES	PLAYER	DATE
1.	7	Geoff Sanderson	11/5-11/17/2002
2.	6	Rick Nash	12/30/2005-1/11/2006
3.	5	Ryan Johansen	12/31/2014-1/9/2015
	5	Rick Nash	11/12-11/22/2008
	5	Nikolai Zherdev	12/1-12/10/2007
	5	Rick Nash	11/14-11/23/2007
	5	Rick Nash	10/17-10/25/2007
	5	Rick Nash	11/26-12/6/2003
	5	Ray Whitney	11/10-11/19/2001
10.	4	Numerous Players	

CONSECUTIVE GAMES WITH A POINT

RANK	GAMES	PLAYER	DATE
1.	13	Ryan Johansen	12/18/2014-1/17/2015
2.	10	Ryan Johansen	10/9-10/31/2014
	10	R.J. Umberger	11/10-12/1/2010
4.	9	Ryan Johansen	3/15-4/2/2015
	9	Ryan Johansen	11/29-12/16/2013
	9	Rick Nash	1/8-2/1/2011
	9	Rick Nash	12/30/2005-1/16/2006
	9	Andrew Cassels	11/1-11/17/2002
9.	8	Scott Hartnell	2/3-2/19/2015
	8	Nick Foligno	12/27-1/14/2015
	8	Derick Brassard	10/23-11/10/2010
	8	Rick Nash	11/20-12/6/2003
	8	Ray Whitney	12/31/2002-1/13/2003
	8	Geoff Sanderson	11/3-11/17/2002

CONSECUTIVE GAMES WITH AN ASSIST

RANK	GAMES	PLAYER	DATE
1.	8	R.J. Umberger	11/10-11/26/2010
2.	6	Ryan Johansen	3/19-3/31/2015
	6	Nick Foligno	10/9-10/23/2014
	6	Sergei Fedorov	10/31-11/10/2007
	6	Bryan Berard	10/26-11/4/2005
	6	Ray Whitney	1/4-1/13/2003
7.	5	Numerous Players	

CONSECUTIVE GAMES PENALIZED

8	Scott Lachance	10/10-10/27/02 (16 PIM)
---	----------------	-------------------------

MOST POINTS IN TWO CONSECUTIVE GAMES

7	David Vyborny	Feb. 27 at Chicago (1g, 1a), Feb. 28 vs. Colorado (1g, 4a)
---	---------------	---

MOST POINTS OVER THREE CONSECUTIVE GAMES

9	David Vyborny	Feb. 25 vs. Chicago (1g, 1a), Feb. 27 at Chicago (1g, 1a) Feb. 28 vs. Colorado (1g, 4a) - 2004
---	---------------	--

MOST CONSECUTIVE GAMES WITH EVEN OR PLUS RATING

27	Jody Shelley	10/14-12/19/02 (+4)
----	--------------	---------------------

MOST CONSECUTIVE GAMES WITH A SHOT ON GOAL

56	Rick Nash	10/24/09-3/2/10 (191 shots)
----	-----------	-----------------------------

CONSECUTIVE GAMES PLAYED - GOALTENDER

21	Marc Denis	11/27/02-1/10/03
----	------------	------------------

CONSECUTIVE GAMES STARTED - GOALTENDER

21	Marc Denis	11/27/02-1/10/03
----	------------	------------------

CONSECUTIVE WINS - GOALTENDER

9	Sergei Bobrovsky	11/29/13-1/23/14
---	------------------	------------------

CONSECUTIVE POINT STREAK - GOALTENDER

11	Sergei Bobrovsky	3/9-4/10/15 (10-0-1)
----	------------------	----------------------

LONGEST SHUTOUT STREAK

199:19	Steve Mason	12/23/08-1/2/09
--------	-------------	-----------------

MOST CONSECUTIVE GAMES WITH SV% ABOVE .900

10	Sergei Bobrovsky	3/3-3/22/13
	Steve Mason	12/11/08-1/2/09

MOST CONSECUTIVE GAMES WITH 30 OR MORE SAVES

5	Sergei Bobrovsky	12/11-12/20/14 (172 saves)
	Marc Denis	1/5-1/20/06 (174 saves)
	Marc Denis	11/9-11/17/02 (190 saves)

MOST CONSECUTIVE STARTS ALLOWING THREE GOALS OR LESS

15	Ron Tugnutt	10/27/00-3/8/01
----	-------------	-----------------

TOP 50 SCORING LEADERS

Rank	Pos	Player	GP	TOI/GP	G	A	P	+/-	PIM	PP	SH	GWG	OT	S	S%
1	L	Rick Nash	674	18:53	289	258	547	-71	568	83	14	44	6	2,278	12.7
2	R	David Vyborny	543	17:50	113	204	317	-48	228	36	7	17	4	920	12.3
3	C	R.J. Umberger	445	18:21	120	130	250	-33	200	40	5	15	3	1,107	10.8
4	D	Fedor Tyutin	492	22:44	38	144	182	-16	323	11	1	3	1	767	5.0
5	R	Nikolai Zherdev	283	17:28	76	105	181	-52	164	25	0	6	0	749	10.1
6	C	Derick Brassard	309	15:34	58	111	169	-42	184	19	0	8	1	568	10.2
7	L	Geoff Sanderson	261	17:12	88	80	168	-25	126	34	2	12	1	795	11.1
8	C	Ryan Johansen	271	16:45	73	94	167	-12	119	17	2	10	2	622	11.7
9	C	Antoine Vermette	241	18:55	61	91	152	-10	112	12	5	8	2	478	12.8
10	C	Manny Malhotra	344	16:07	53	92	145	-6	203	6	1	10	0	542	9.8
11	L	Kristian Huselius	189	18:23	58	84	142	-22	92	19	1	8	0	470	12.3
12	L	Ray Whitney	151	20:38	45	95	140	-49	36	14	2	5	1	448	10.0
13	L	Jason Chimera	331	15:17	62	74	136	-12	372	6	4	12	2	683	9.1
14	R	Jakub Voracek	241	15:05	39	95	134	1	96	6	0	4	2	438	8.9
15	D	Rostislav Klesla	515	20:34	41	92	133	-50	508	8	0	4	1	747	5.5
16	L	Nick Foligno	194	17:17	55	76	131	27	174	15	0	10	2	362	15.2
17	D	James Wisniewski	209	22:49	26	95	121	-24	147	16	0	5	1	454	5.7
18	C	Sergei Fedorov	185	19:39	39	74	113	-11	150	15	3	5	1	399	9.8
19	R	Cam Atkinson	219	16:08	59	53	112	4	58	13	2	13	0	585	10.1
20	C	Tyler Wright	309	16:23	57	51	108	-96	436	13	3	9	3	504	11.3
	C	Espen Knutsen	188	17:48	27	81	108	-51	99	10	2	2	0	203	13.3
22	C	Brandon Dubinsky	152	18:29	31	75	106	18	217	5	3	3	0	339	9.1
	D	Jack Johnson	226	25:00	22	84	106	-20	119	10	0	3	1	440	5.0
24	C	Mark Letestu	233	15:04	43	55	98	-4	36	12	4	4	1	382	11.3
25	C	Andrew Cassels	137	19:37	26	68	94	-28	56	11	1	5	1	204	12.7
26	C	Mike Sillinger	155	20:01	38	48	86	-56	106	17	3	8	0	278	13.7
	L	Matt Calvert	209	14:14	42	44	86	-11	141	5	1	7	1	300	14.0
28	L	Fredrik Modin	176	17:34	39	46	85	-6	110	10	0	7	1	409	9.5
	L	Vinny Prospal	130	17:23	28	57	85	-8	68	7	0	2	0	250	11.2
30	C	Artem Anisimov	168	16:29	40	44	84	-14	40	4	2	10	2	318	12.6
31	D	Ron Hainsey	213	21:27	19	64	83	-13	137	16	0	0	0	378	5.0
32	D	Kris Russell	288	16:49	18	61	79	-29	124	3	0	3	1	392	4.6
33	D	Jaroslav Spacek	153	24:09	16	56	72	-45	139	8	2	4	3	303	5.3
34	C	Derek MacKenzie	279	10:27	31	38	69	19	155	1	5	3	0	274	11.3
35	D	Jan Hejda	302	21:22	11	56	67	23	163	1	0	1	0	279	3.9
36	R	Derek Dorsett	280	12:37	27	38	65	-32	727	2	1	2	0	403	6.7
37	C	Dan Fritsche	206	11:52	29	34	63	-14	91	6	2	8	0	302	9.6
38	R	Grant Marshall	147	14:46	23	38	61	-28	157	9	0	6	0	248	9.3
	D	David Savard	187	19:45	18	43	61	-1	115	5	0	4	0	210	8.6
40	R	Trevor Letowski	154	16:25	25	35	60	-14	52	5	1	2	0	261	9.6
	L	Scott Hartnell	77	17:17	28	32	60	1	100	8	0	2	0	204	13.7
42	R	Jared Boll	488	7:52	26	33	59	-46	1134	1	0	5	0	352	7.4
43	D	Duvie Westcott	201	20:40	11	45	56	-42	299	4	1	1	0	247	4.5
	D	Nikita Nikitin	158	20:18	12	44	56	6	51	4	0	4	1	248	4.8
	C	Michael Peca	136	16:14	12	44	56	-7	122	3	0	5	0	160	7.5
46	D	Anton Stralman	124	20:10	7	45	52	-28	59	5	0	1	0	201	3.5
47	L	Raffi Torres	111	12:53	31	20	51	-12	55	9	0	9	0	173	17.9
	D	Marc Methot	275	18:48	7	44	51	-6	208	0	0	0	0	220	3.2
49	D	Anders Eriksson	145	20:25	7	43	50	6	64	2	0	1	1	162	4.3
50	D	Adam Foote	187	24:26	10	39	49	-30	255	4	3	1	1	202	5.0

TOP 50 SCORING LEADERS

Rank	PLAYER	GP	W	L	T	OT	SA	GA	GAA	SV	SV%	SO	MIN
1	Marc Denis	266	84	146	24	11	8,016	765	3.01	7,251	0.905	12	15,259
2	Steve Mason	232	96	99	0	27	6,553	634	2.9	5,919	0.903	19	13,137
3	Sergei Bobrovsky	147	83	48	0	14	4,415	339	2.39	2,578	0.924	11	8,513
4	Pascal Leclaire	125	45	55	0	12	3,485	324	2.82	3,161	0.907	10	6,898
5	Ron Tugnutt	97	34	52	8	7	2,723	246	2.62	2,477	0.910	6	5,630

2013-14 FINAL STATISTICS

PLAYER	POS	GP	TOI	G	A	PTS	+/-	PIM	PP	SH	GW	OT	S	S%
Ryan Johansen	C	82	17:38	33	30	63	3	43	7	0	5	2	237	13.9
James Wisniewski	D	75	22:37	7	44	51	0	61	3	0	1	0	166	4.2
Brandon Dubinsky	C	76	18:46	16	34	50	5	98	4	2	2	0	189	8.5
Cam Atkinson	R	79	15:47	21	19	40	-4	18	4	1	5	0	216	9.7
Artem Anisimov	C	81	16:35	22	17	39	-2	20	3	2	5	0	162	13.6
Nick Foligno	L	70	16:03	18	21	39	5	96	3	0	5	0	111	16.2
R.J. Umberger	L	74	16:10	18	16	34	-3	26	8	1	3	0	136	13.2
Mark Letestu	C	82	14:41	12	22	34	1	20	5	1	1	0	122	9.8
Jack Johnson	D	82	24:40	5	28	33	-7	48	4	0	0	0	147	3.4
Boone Jenner	C	72	14:04	16	13	29	6	45	4	0	5	0	127	12.6
Fedor Tyutin	D	69	21:24	4	22	26	6	44	1	0	0	0	87	4.6
Matt Calvert	L	56	16:06	9	15	24	-1	53	2	0	1	0	90	10
Ryan Murray	D	66	19:52	4	17	21	4	10	3	0	0	0	62	6.5
Nathan Horton	R	36	15:27	5	14	19	-3	24	2	0	2	0	48	10.4
Derek MacKenzie	C	71	11:15	9	9	18	0	47	0	2	0	0	70	12.9
Blake Comeau	L	61	12:03	5	11	16	-2	36	0	0	0	0	107	4.7
David Savard	D	70	17:49	5	10	15	2	28	1	0	1	0	63	7.9
Nikita Nikitin	D	66	17:06	2	13	15	9	20	0	0	1	1	95	2.1
*Marian Gaborik	R	22	16:24	6	8	14	0	6	0	0	0	0	47	12.8
Corey Tropp	R	BUF	9	10:29	0	1	1	-8	0	0	0	0	7	0
		CBJ	44	8:37	2	8	10	11	37	0	0	0	28	7.1
		TOT	53	8:56	2	9	11	3	37	0	0	0	35	5.7
Dalton Prout	D		49	17:12	2	4	6	-7	37	0	0	0	56	3.6
Jack Skille	R		16	8:39	4	0	4	2	6	0	1	0	23	17.4
Jared Boll	R		28	7:37	1	1	2	-6	62	0	0	0	12	8.3
Nick Schultz	D	EDM	60	16:58	0	4	4	-11	24	0	0	0	27	0
		CBJ	9	11:54	0	1	1	-2	4	0	0	0	8	0
		TOT	69	16:19	0	5	5	-13	28	0	0	0	35	0
Matt Frattin	R		4	12:21	0	1	1	2	0	0	0	0	1	0
Michael Chaput	C		17	8:53	0	1	1	0	2	0	0	0	6	0
Sean Collins	C		6	8:10	0	1	1	1	0	0	0	0	6	0
Tim Erixon	D		2	14:20	0	0	0	2	2	0	0	0	1	0
Cody Goloubef	D		5	9:49	0	0	0	0	2	0	0	0	4	0
Ryan Craig	C		6	7:01	0	0	0	-3	0	0	0	0	4	0
Cody Bass	C		1	2:43	0	0	0	0	5	0	0	0	0	0
TOTALS		82		226	380	606		900	54	9	38	3	2,341	9.7
GOALTENDERS														
		GP	MIN	W	L	OT	SO	GA	SA	SV	GAA	SV%		
Sergei Bobrovsky		58	3,299	32	20	5	5	131	1,699	1568	2.38	.923		
Curtis McElhinney		28	1,423	10	11	1	2	64	703	639	2.70	.909		
Mike McKenna		4	219	1	1	1	0	11	114	103	3.01	.904		
TOTALS		90	4,941	43	32	7	7	206	2,516	2,310	2.50	.918		

*Traded Player

2013-14 SEASON NOTES

- Completed their 13th season in the National Hockey League with a 43-32-7 record (93 pts.), finishing 4th in the Metropolitan Division, 7th in the Eastern Conference, 14th in the NHL and qualifying for the Stanley Cup Playoffs for the second time in franchise history (2008-09).
- The Blue Jackets posted a 22-15-4 record (48 pts.) at Nationwide Arena, scoring 128 goals (3.12 per game) and allowing 103 (2.51 per game) in 41 games.
- The Blue Jackets posted a 21-17-3 record (45 pts.) on the road, scoring 98 goals (2.51 per game) and allowing 111 (2.71 per game) in 41 games and setting a club record for road wins and points in a season (17-16-8, 42 pts. in 2010-11).
- The Blue Jackets scored 226 goals in 82 games to average 2.76 goals per game this season (12th in NHL) and setting a franchise record (220 in 2008-09).
- Columbus converted 54-of-280 power play opportunities (19.3 percent), which ranked 11th in the NHL and was the best percentage in club history (56-of-308/18.2 pct. in 2009-10).
- Goaltender Sergei Bobrovsky went 32-20-5 with a 2.38 goals-against average, .923 save percentage and five shutouts in 58 games in 2013-14, setting career highs in wins and shutouts.
- Center Ryan Johansen became the third player in Blue Jackets history to reach the 30-goal plateau (Rick Nash, Geoff Sanderson) as he collected 33-30-63 with 43 PIM and a +3 plus/minus rating in 82 games this season. He led the club in goals (ranked 11th-T in the NHL and tied for the 5th-highest total in CBJ history), points, shots on goal (237), face-off wins (692), first goals (8), multi-point games (16) and game-winning goals (5, tied) and ranked second with seven power play goals.
- Defenseman James Wisniewski registered 7-44-51 with 61 PIM and an even plus/minus rating in 75 games to set a new franchise record for points and assists by a blueliner.
- Center Boone Jenner tallied 16-13-29, 45 PIM and was +5 in 72 games this season, scoring the second-most goals by a rookie in Blue Jackets history.

GM	DATE	OPPONENT	RESULT	RECORD	SCORE	CBJ GOAL SCORERS	GWG	PP	PK	SF-SA	W/L GOALIE	ATTN
1	10/4	CGY	L	00-01-00	3-4	7p,10,42	Glencross	1-3	3-3	32-30	MacDonald/Bobrovsky	18,151
2	10/5	at NYI	SOW	01-01-00	2-2	55p,71	Atkinson	1-2	1-2	29-30	Bobrovsky/Nabokov	16,170
3	10/10	at BUF	W	02-01-00	4-1	13,71,10,17	Foligno	0-4	1-1	33-27	Bobrovsky/Miller	18,210
4	10/12	BOS	L	02-02-00	1-3	7p	Eriksson	1-4	4-4	27-36	Rask/Bobrovsky	14,092
5	10/15	at DET	L	02-03-00	1-2	13p	Zetterberg	1-3	3-4	37-32	Gustavsson/Bobrovsky	20,066
6	10/17	at MTL	L	02-04-00	3-5	38p,19,38p	Plekanec	2-6	3-4	33-36	Price/Bobrovsky	21,273
7	10/19	at WSH	L	02-05-00	1-4	42	Laich	0-3	2-4	38-39	Holtby/Bobrovsky	18,506
8	10/20	VAN	W	03-05-00	3-1	10,18,19	Umberger	0-5	2-3	29-38	McElhinney/Lack	14,168
9	10/22	NJD	W	04-05-00	4-1	17p,13,21,10	Atkinson	1-3	3-4	24-25	Bobrovsky/Schneider	14,357
10	10/25	TOR	W	05-05-00	5-2	27p,10,17s,19,71	Dubinsky	1-6	3-3	36-25	Bobrovsky/Bernier	13,930
11	10/27	ANA	L	05-06-00	3-4	14,42s,42	Perry	0-1	4-5	21-32	Andersen/Bobrovsky	10,542
12	11/1	at PIT	L	05-07-00	2-4	24,19	Letang	0-4	2-4	39-27	Fleury/Bobrovsky	18,620
13	11/2	PIT	L	05-08-00	0-3		Engelland	0-2	3-3	19-27	Zatkoff/McElhinney	18,634
14	11/5	OTT	L	05-09-00	1-4	18p	MacArthur	1-4	4-4	33-24	Lehner/McElhinney	13,122
15	11/7	NYR	L	05-10-00	2-4	51,27	Hagelin	0-2	2-3	34-34	Talbot/Bobrovsky	11,746
16	11/9	NYI	W	06-10-00	5-2	17p,19,18p,13,21	Umberger	2-4	1-1	29-26	Bobrovsky/Nabokov	13,949
17	11/12	at WSH	OTL	06-10-01	3-4	17s,40,13	Ovechkin	0-3	3-3	27-34	Holtby/Bobrovsky	18,506
18	11/14	at BOS	OTL	06-10-02	2-3	14,71	Lucic	0-4	1-1	34-31	Johnson/Bobrovsky	17,565
19	11/15	MTL	SOL	06-10-03	2-2	18,42	Desharnais	0-3	3-4	25-40	Budaj/McElhinney	11,562
20	11/17	at OTT	W	07-10-03	4-1	19p,18p,51p,24	Umberger	3-5	5-6	22-30	Bobrovsky/Anderson	15,535
21	11/19	at EDM	L	07-11-03	0-7		Eberle	0-1	1-4	14-32	Dubnyk/Bobrovsky	16,839
22	11/20	at CGY	OTW	08-11-03	2-1	71,6	Nikitin	0-3	0-0	18-2	Bobrovsky/Berra	19,289
23	11/22	at VAN	L	08-12-03	2-6	11,42	H. Sedin	0-5	4-4	16-35	Luongo/Bobrovsky	18,910
24	11/25	at TOR	W	09-12-03	6-0	13,18,5,27p,19,19p	Atkinson	2-4	1-1	22-18	Bobrovsky/Reimer	19,241
25	11/27	NSH	L	09-13-03	0-4		Cullen	0-2	2-3	19-29	Mazanec/Bobrovsky	11,893
26	11/29	EDM	W	10-13-03	4-2	19,42p,71p,5	Foligno	2-5	6-7	28-27	Bobrovsky/Bryzgalov	14,360
27	11/30	at BOS	L	10-14-03	1-3	19p	Lucic	1-2	5-6	14-36	Johnson/McElhinney	17,565
28	12/3	TBL	W	11-14-03	1-0	71	Foligno	0-1	2-2	21-26	Bobrovsky/Bishop	10,223
29	12/6	MIN	W	12-14-03	4-0	13,71p,38,18	Atkinson	1-3	4-4	41-20	McElhinney/Backstrom	11,319
30	12/9	at PIT	L	12-15-03	1-2	11	Crosby	0-1	2-2	33-30	Fleury/McElhinney	18,520
31	12/10	NJD	W	13-15-03	5-4	13,17,13,11,71	Foligno	0-1	2-2	23-34	McElhinney/Brodeur	11,905
32	12/12	at NYR	W	14-15-03	4-2	11,42,58,19	Savard	0-2	3-3	27-34	McElhinney/Lundqvist	18,006
33	12/14	STL	OTL	14-15-04	3-4	42,51,19p	Backes	1-7	2-3	33-31	Halak/McKenna	13,801
34	12/16	WPG	L	14-16-04	2-3	18,51	Kane	0-2	3-4	24-32	Montoya/McKenna	11,448
35	12/19	at PHI	L	14-17-04	4-5	13s,5,71,14	Giroux	0-2	4-4	29-39	Mason/McElhinney	19,852
36	12/21	PHI	W	15-17-04	6-3	19,18p,58,38,19,18	Jenner	1-4	5-5	29-36	McElhinney/Emery	14,090
37	12/23	at CAR	W	16-17-04	4-3	42,26,19,5	Skille	0-5	4-6	25-33	McKenna/Peters	16,601
38	12/27	at NJD	SOW	17-17-04	2-1	42	Atkinson	0-5	3-3	30-17	McElhinney/Brodeur	16,592
39	12/29	PIT	L	17-18-04	3-5	17,26,6	Kunitz	0-3	3-6	28-30	Zatkoff/McElhinney	18,871
40	12/31	at COL	L	17-19-04	3-5	19,38,71	Landeskog	0-3	0-3	38-23	Varlamov/McElhinney	16,177
41	1/2	at PHX	W	18-19-04	2-0	8p,18p	Horton	2-4	5-5	31-34	McElhinney/Smith	10,539
42	1/4	at STL	L	18-20-04	2-6	42,55	Lapierre	0-1	1-1	24-37	Elliott/McElhinney	19,611
43	1/6	at NYR	SOW	19-20-04	3-3	17,13,21	Letestu	0-3	4-6	39-43	Bobrovsky/Lundqvist	18,006
44	1/10	CAR	W	20-20-04	3-0	38,17,13p	Jenner	1-2	2-2	24-36	Bobrovsky/Khudobin	16,008
45	1/11	at WPG	W	21-20-04	6-3	55s,13,71,38,38,55	Jenner	0-4	4-5	26-31	McElhinney/Pavelec	15,004
46	1/13	TBL	W	22-20-04	3-2	19,8p,55p	Letestu	2-6	3-4	28-28	Bobrovsky/Lindback	14,070
47	1/17	WSH	W	23-20-04	5-1	21p,13,19,55p,13	Atkinson	2-4	4-4	36-27	Bobrovsky/Grubauer	14,121
48	1/18	at BUF	SOW	24-20-04	3-3	58,11,17p	Johansen	1-2	3-4	35-29	Bobrovsky/Miller	19,070
49	1/21	LAK	W	25-20-04	5-3	18p,19,18,8,42	Horton	1-3	3-3	34-29	Bobrovsky/Jones	13,286
50	1/23	PHI	W	26-20-04	5-2	7,24,11p,17,8	Calvert	1-7	5-6	39-28	Bobrovsky/Emery	15,571
51	1/25	BUF	L	26-21-04	2-5	24,55	Foligno	0-4	1-1	38-22	Miller/Bobrovsky	16,272
52	1/27	at CAR	L	26-22-04	2-3	24,18	Staal	0-0	2-2	24-35	Khudobin/Bobrovsky	13,641
53	1/28	OTT	L	26-23-04	2-3	13p,21p	Spezza	2-5	2-4	36-28	Anderson/McElhinney	13,373
54	1/30	WSH	W	27-23-04	5-2	24s,19,17,19,13	Dubinsky	0-7	7-7	29-32	Bobrovsky/Holtby	16,047
55	2/1	FLA	W	28-23-04	4-1	38,19,71,55	Johansen	0-1	3-3	30-36	Bobrovsky/Thomas	16,762
56	2/3	at ANA	W	29-23-04	4-2	19,18p,71,71p	Foligno	2-5	2-2	33-36	Bobrovsky/Andersen	14,044
57	2/6	at LAK	OTL	29-23-05	1-2	7p	Regehr	1-5	6-6	25-20	Quick/Bobrovsky	18,118
58	2/7	at SJ	L	29-24-05	2-3	19,38	Wingels	0-4	0-5	21-47	Niemi/	17,562
59	2/27	at NJD	L	29-25-05	2-5	42,10	Henrique	0-3	1-3	19-35	Schneider/Bobrovsky	15,185
60	3/1	FLA	W	30-25-05	6-3	18p,13p,58p,42s,71,11	Anisimov	3-4	4-4	37-20	Bobrovsky/Clemmensen	15,441
61	3/3	at TOR	W	31-25-05	2-1	47,42	Anisimov	0-1	2-2	33-29	Bobrovsky/Reimer	19,577
62	3/4	DAL	W	32-25-05	4-2	38,18,42p,42	Anisimov	1-2	2-3	20-33	Bobrovsky/Ellis	15,661
63	3/6	at CHI	L	32-26-05	1-6	19	Shaw	0-4	3-4	23-33	Crawford/Bobrovsky	21,179
64	3/8	at NSH	W	33-26-05	1-0	42	Anisimov	0-5	0-1	36-28	Bobrovsky/Rinne	17,113
65	3/11	DET	W	34-26-05	4-1	71,38,17,24	Jenner	0-3	4-4	37-40	Bobrovsky/Mrazek	14,330
66	3/13	SJS	SOL	34-26-06	3-3	19,18s,21	Pavelski	0-3	2-3	38-27	Stalock/Bobrovsky	13,851
67	3/15	at MIN	SOW	35-26-06	1-1	47	Johansen	0-0	1-1	29-33	Bobrovsky/Kuemper	19,042
68	3/18	CAR	L	35-27-06	1-3	38	Loktionov	0-3	4-5	47-20	Khudobin/Bobrovsky	15,938
69	3/20	at MTL	W	36-27-06	3-2	24s,17,19	Johansen	0-8	2-3	40-27	Bobrovsky/Price	21,273
70	3/21	NYR	L	36-28-06	1-3	71	Brassard	0-3	4-4	26-32	Lundqvist/Bobrovsky	18,513
71	3/23	at NYI	L	36-29-06	0-2		Clutterbuck	0-6	3-4	41-32	Nabokov/Bobrovsky	15,008
72	3/25	DET	W	37-29-06	4-2	19p,17p,13,19	Atkinson	2-4	2-2	28-33	McElhinney/Howard	15,103
73	3/28	PIT	L	37-30-06	1-2	11p	Bennett	1-4	4-4	36-31	Fleury/McElhinney	18,908
74	3/29	at CAR	OTW	38-30-06	3-2	11,42,19p	Johansen	1-1	2-3	32-27	McElhinney/Khudobin	16,714
75	4/1	COL	OTL	38-30-07	2-3	13,14	Landeskog	0-2	0-1	26-28	Varlamov/Bobrovsky	16,550
76	4/3	at PHI	W	39-30-07	2-0	21p,17	Wisniewski	1-4	4-4	27-37	Bobrovsky/Mason	19,981
77	4/4	CHI	L	39-31-07	3-4	24,19,42p	Smith	1-3	1-2	27-38	Raanta/Bobrovsky	18,695
78	4/6	NYI	W	40-31-07	4-0	38p,7p,55,27p	Jenner	3-6	2-2	33-31	Bobrovsky/Nabokov	15,667
79	4/8	PHX	OTW	41-31-07	4-3	38,55,14,19	Johansen	0-1	2-2	30-32	Bobrovsky/Greiss	16,289
80	4/9	at DAL	W	42-31-07	3-1	8,42,55p	Anisimov	1-3	3-4	25-34	Bobrovsky/Thomas	16,125
81	4/11	at TBL	L	42-32-07	2-3	38p,58	Brewer	1-3	2-3	38-22	Gudlevskis/McElhinney	18,686
82	4/12	at FLA	W	43-32-07	3-2	13,55p,19p	Johansen	2-5	4-4	38-35	Bobrovsky/Luongo	14,241

2012-13 FINAL STATISTICS

PLAYERS	POS	GP	TOI	G	A	P	+/-	PIM	PP	SH	GW	S	S%
Vinny Prospal	LW	48	16:31	12	18	30	+3	32	4	0	2	85	14.1
Mark Letestu	C	46	16:30	13	14	27	+7	10	3	2	2	92	14.1
Marian Gaborik	RW	35	18:40	9	10	19	-8	8	1	0	4	113	8.0
	NYR	12	18:05	3	5	8	5	6	0	0	1	38	7.9
	CBJ	47	18:31	12	15	27	-3	14	1	0	5	151	7.9
	TOT	48	24:05	4	18	22	+9	28	0	0	1	56	7.1
Fedor Tyutin	D	29	18:24	2	18	20	+2	76	1	0	0	50	4.0
Brandon Dubinsky	C	45	16:31	6	13	19	+6	28	1	0	2	69	8.7
Nick Foligno	LW	44	25:58	5	14	19	-5	12	3	0	1	96	5.2
Jack Johnson	D	35	16:24	11	7	18	-6	12	1	0	3	68	16.2
Artem Anisimov	C	35	15:35	9	9	18	+9	4	1	0	1	91	9.9
Cam Atkinson	RW	48	18:29	8	10	18	+3	16	2	0	0	96	8.3
R.J. Umberger	C	34	16:31	7	11	18	-2	16	1	0	1	63	11.1
*Derick Brassard	C	42	14:10	9	7	16	-9	32	0	1	2	63	14.3
Matt Calvert	LW	30	22:49	5	9	14	-1	15	4	0	0	62	8.1
James Wisniewski	D	33	12:17	4	3	7	-9	14	0	1	1	44	9.1
Blake Comeau	LW	9	11:41	2	3	5	+5	6	0	0	0	4	50.0
	CGY	42	12:09	6	6	12	-4	20	0	1	1	48	12.5
	CBJ	40	16:05	5	7	12	-7	12	0	0	2	84	6.0
	TOT	24	15:59	3	6	9	-11	53	0	0	0	38	7.9
Ryan Johansen	C	38	21:11	3	6	9	+2	17	1	0	0	60	5.0
*Derek Dorsett	RW	43	10:20	3	5	8	+1	36	0	0	0	33	9.1
Nikita Nikitin	D	28	18:31	1	6	7	+15	25	0	0	0	16	6.3
Derek MacKenzie	C	43	8:04	2	4	6	+1	100	0	0	0	19	10.5
Dalton Prout	RW	31	15:41	0	5	5	+4	14	0	0	0	21	0.0
Jared Boll	D	36	16:20	0	4	4	-8	16	0	0	0	26	0.0
Tim Erixon	D	27	8:17	1	1	2	+1	17	0	0	0	17	5.9
Adrian Aucoin	C	11	14:48	1	0	1	-3	0	0	0	1	14	7.1
Colton Gillies	D	17	14:30	0	1	1	-5	2	0	0	0	14	0.0
Cody Goloubef	D	2	10:56	0	0	0	-1	0	0	0	0	0	0.0
*John Moore	C	5	12:29	0	0	0	-2	6	0	0	0	0	0.0
Jonathan Marchessault	D	2	8:34	0	0	0	+1	0	0	0	0	2	0.0
Sean Collins	D	4	13:12	0	0	0	-3	0	0	0	0	1	0.0
Nick Holden	D	8	9:55	0	0	0	-2	4	0	0	0	5	0.0
David Savard	C	48		0	0	0	0	10	0	0	0	0	0.0
Nick Drazenovic	BENCH	48		0	0	0	0	0	0	0	0	0	0.0
TOTALS		48		115	201	316	9	605	22	3	19	1283	8.9

GOALTENDERS	GP	MIN	W	L	OT	SO	GA	SA	SV	GAA	SV%
Sergei Bobrovsky	38	2219	21	11	6	4	74	1084	1010	2.00	.932
*Steve Mason	13	712	3	6	1	0	35	346	311	2.95	.899
Michael Leighton	1	59:08	0	1	0	0	5	26	21	5.08	.808
	PHI	-	-	-	-	-	-	-	-	-	-
	CBJ	-	-	-	-	-	-	-	-	-	-
TOTALS	48	2949	24	17	7	4	115	1436	1321	2.40	.920

*Traded Player

2012-13 SEASON NOTES

- Completed 12th NHL season with a record of 24-17-7 (55 pts.), finishing fourth-T in the Central Division, eighth-T in the Western Conference and 15th-T in the NHL.
- Club missed out on its second Stanley Cup Playoffs berth on a tie-breaker to Minnesota (22 regulation/OT wins vs. 19).
- After posting a 5-12-2 mark (12 pts.) through their first 19 games, the Jackets went 19-5-5 (43 pts.) in 29 games from Feb. 26 through the end of the season.
- The Blue Jackets went 14-5-5 at home, including a club-record 12 consecutive games without a regulation loss (9-0-3) from Feb. 11-Mar. 31.
- Columbus ranked 25th in the NHL in scoring (2.40 G per game) and ninth-T in goals-against (2.40 GA per game).
- The Jackets ranked fifth-T in the NHL in faceoffs efficiency, winning 52 percent (1,457-of-2,802).
- Goaltender Sergei Bobrovsky posted a 21-11-6 record with a 2.00 goals-against average (club record), .932 save percentage (club record) and four shutouts in 38 games this season en route to winning the Vezina Trophy and earning First Team NHL All-Star honors.
- Left wing Vinny Prospal tallied 12-18-30 with 32 PIM and a +3 plus/minus rating in 48 games to lead the club in scoring in his 16th NHL season.
- Center Mark Letestu tallied 13-14-27 with 10 PIM and was +7 in 46 games, matching his career highs in assists and points.
- Defenseman Fedor Tyutin tallied 4-18-22, 28 PIM and was +9 in 48 games to give him 31-110-141 in 356 games as a Blue Jacket, which are the most points in club history by a defenseman (Rostislav Klesla, 41-92-133 in 515 GP from 2000-11).
- Defenseman Jack Johnson led the club and ranked fifth in the NHL in time on ice, averaging 25:58 per game in 44 outings.
- Center Brandon Dubinsky led the club in points per game (0.69) and assists (tied) after tallying 2-18-20 in 29 games.
- Defenseman Dalton Prout led the club and ranked second among rookie defensemen with a +15 plus/minus rating in 28 games played.

GM	DATE	OPPONENT	RESULT	RECORD	SCORE	CBJ GOAL SCORERS	GWG	PP	PK	SF-SA	W/L GOALIE	ATTN
1	1/19	at NSH	SOW	01-00-00	3-2	71p, 42	Brassard	1-2	0-1	28-34	Bobrovsky/Rinne	17,113
2	1/21	DET	SOL	01-00-01	3-4	13,21p,22p	Brunner	2-7	7-7	33-42	Howard/Bobrovsky	19,206
3	1/23	at PHX	L	01-01-01	1-5	51	Ekman-Larsson	0-3	4-5	26-42	LaBarbera/Mason	8,355
4	1/24	at COL	L	01-02-01	0-4	-	Parenteau	0-6	3-3	33-28	Varlamov/Bobrovsky	14,325
5	1/26	CHI	L	01-03-01	2-3	10,42	Toews	0-5	3-3	26-24	Crawford/Mason	18,381
6	1/28	DAL	W	02-03-01	2-1	15,22	Prospal	0-7	3-4	27-25	Bobrovsky/Lehtonen	10,475
7	1/29	at MIN	L	02-04-01	2-3	10,7p	Bouchard	1-4	2-2	19-26	Backstrom/Mason	17,584
8	1/31	STL	L	02-05-01	1-4	16p	Berglund	1-4	3-5	25-25	Elliott/Bobrovsky	11,155
9	2/02	DET	W	03-05-01	4-2	21p,42,42,10s	Anisimov	1-3	5-5	28-34	Mason/Howard	17,612
10	2/05	LA	L	03-06-01	2-4	24,16	Voynov	0-3	2-3	20-31	Quick/Mason	11,019
11	2/07	CGY	OTL	03-06-02	3-4	11,10p,22	Tanguay	1-4	3-4	29-30	Irving/Bobrovsky	10,484
12	2/10	EDM	L	03-07-02	1-3	18	Paajarvi	0-7	4-4	40-14	Dubnyk/Bobrovsky	14,364
13	2/11	SJ	W	04-07-02	6-2	17,21p,48,6,22p,10	Goloubef	2-4	2-3	36-27	Mason/Mason	10,837
14	2/15	at LA	L	04-08-02	1-2	71	Richards	0-4	4-5	13-22	Bernier/Bobrovsky	18,118
15	2/16	at PHX	L	04-09-02	3-5	40,11,24	Hanzal	0-3	6-7	20-35	Smith/Mason	15,425
16	2/18	at ANA	L	04-10-02	2-3	22,16	Perry	0-3	1-3	27-29	Hiller/Bobrovsky	14,713
17	2/21	at DET	W	05-10-02	3-2	18p,15,22	Prospal	1-3	4-4	24-30	Bobrovsky/Howard	20,066
18	2/23	at STL	L	05-11-02	1-2	11s	Perron	0-4	2-2	20-23	Halak/Bobrovsky	19,457
19	2/24	at CHI	L	05-12-02	0-1	-	Shaw	0-5	3-3	28-27	Crawford/Mason	21,580
20	2/26	DAL	OTL	05-12-03	4-5	6,15,13,18	Eriksson	0-1	1-1	20-39	Bachman/Bobrovsky	11,523
21	3/01	at CHI	OTL	05-12-04	3-4	22,42,19	Seabrook	0-1	2-2	22-35	Emery/Mason	21,828
22	3/03	COL	OTW	06-12-04	2-1	22p,42p	Anisimov	2-5	2-2	34-19	Bobrovsky/Varlamov	13,778
23	3/05	EDM	SOW	07-12-04	4-3	24,22p,7	Anisimov	1-4	3-3	38-29	Bobrovsky/Dubnyk	14,952
24	3/07	VAN	OTS	08-12-04	2-1	18,11	Calvert	0-3	1-1	27-35	Bobrovsky/Schneider	13,632
25	3/09	DET	W	09-12-04	3-0	13,7p,71	Atkinson	1-6	3-3	24-30	Bobrovsky/Howard	17,957
26	3/10	at DET	SOW	10-12-04	3-2	16,18	Calvert	0-5	5-6	21-23	Bobrovsky/Howard	20,066
27	3/12	VAN	SOL	10-12-05	1-2	10	Raymond	0-2	2-2	27-38	Luongo/Bobrovsky	14,852
28	3/14	CHI	SOL	10-12-06	1-2	7p	Kane	1-2	1-1	30-40	Crawford/Bobrovsky	15,009
29	3/16	PHX	SOW	11-12-06	1-0	-	Anisimov	0-2	2-2	23-39	Bobrovsky/Smith	14,231
30	3/19	NSH	W	12-12-06	4-3	51,10,6p,16	Brassard	1-3	1-1	31-35	Bobrovsky/Rinne	13,364
31	3/22	CGY	W	13-12-06	5-1	40,71,71,42,9	Foligno	0-4	2-2	28-25	Bobrovsky/Kiprusoff	13,853
32	3/23	at NSH	L	13-13-06	2-5	18p,42	Legwand	1-3	0-2	23-24	Rinne/Bobrovsky	17,113
33	3/26	at VAN	SOL	13-13-07	0-1	-	Lapierre	0-2	3-3	17-34	Schneider/Bobrovsky	18,910
34	3/28	at EDM	L	13-14-07	4-6	13,11,42,13	Hemsky	0-2	2-2	30-25	Dubnyk/Bobrovsky	16,839
35	3/29	at CGY	W	14-14-07	6-4	10s,22,11,16,19,18	Johansen	0-1	3-4	25-33	Mason/Kiprusoff	19,289
36	3/31	ANA	OTW	15-14-07	2-1	16,10	Letestu	0-1	2-2	18-30	Bobrovsky/Hiller	13,185
37	4/04	at NSH	W	16-14-07	3-1	21p,10,11	Gaborik	1-2	2-2	38-39	Bobrovsky/Rinne	17,113
38	4/05	at STL	L	16-15-07	1-3	42	Backes	0-2	3-4	27-19	Allen/Bobrovsky	19,224
39	4/07	MIN	L	16-16-07	0-3	-	Suter	0-4	1-3	24-24	Backstrom/Bobrovsky	15,909
40	4/09	SJ	W	17-16-07	4-0	11,21,19,10	Calvert	0-2	1-1	30-30	Bobrovsky/Niemi	17,771
41	4/12	STL	W	18-16-07	4-1	13,42,19,10	Anisimov	0-1	5-5	19-32	Bobrovsky/Allen	17,007
42	4/13	at MIN	SOW	19-16-07	3-2	22,51	Letestu	0-2	3-4	22-41	Bobrovsky/Backstrom	19,187
43	4/15	at COL	OTW	20-16-07	4-3	55,14,18,71	Foligno	0-1	2-3	30-32	Bobrovsky/Giguere	13,694
44	4/17	at ANA	OTW	21-16-07	3-2	14,11,51	Tyutin	0-3	2-3	28-28	Bobrovsky/Fasth	15,074
45	4/18	at LA	L	21-17-07	1-2	47	Clifford	0-2	1-2	21-23	Quick/Bobrovsky	18,118
46	4/21	at SJ	W	22-17-07	4-3	55,22,55p,19	Johansen	1-2	1-2	22-35	Bobrovsky/Niemi	17,562
47	4/25	at DAL	W	23-17-07	3-1	13,55p,13p	Letestu	2-4	2-3	35-32	Bobrovsky/Lehtonen	16,918
48	4/27	NSH	W	24-17-07	3-1	17p,7,13	Johnson	1-2	0-0	47-20	Bobrovsky/Mason	19,002

2011-12 FINAL STATISTICS

PLAYERS		POS	GP	TOI	G	A	P	+/-	PIM	PP	SH	GW	S	S%
Rick Nash		RW	82	19:05	30	29	59	-19	40	6	2	2	306	9.8
Vinny Prospal		LW	82	17:53	16	39	55	-11	36	3	0	0	165	9.7
Derick Brassard		C	74	16:20	14	27	41	-20	42	5	0	3	125	11.2
R.J. Umberger		LW	77	18:11	20	20	40	-10	27	5	0	3	200	10.0
Jack Johnson	LA	D	61	22:30	8	16	24	-12	24	5	0	4	120	6.7
	CBJ		21	27:25	4	10	14	5	15	0	0	1	56	7.1
	TOT		82	23:46	12	26	38	-7	39	5	0	5	176	6.8
Nikita Nikitin	STL	D	7	12:21	0	0	0	-5	4	0	0	0	10	0.0
	CBJ		54	23:34	7	25	32	-5	14	3	0	3	93	7.5
	TOT		61	23:11	7	25	32	-10	18	3	0	3	103	6.8
James Wisniewski		D	48	24:47	6	21	27	-13	37	2	0	2	99	6.1
*Antoine Vermette		C	60	17:14	8	19	27	-17	12	2	1	3	106	7.5
Fedor Tyutin		D	66	24:08	5	21	26	-21	49	1	0	0	124	4.0
Jeff Carter		C	39	19:37	15	10	25	-11	14	8	0	1	130	11.5
Mark Letestu	PIT	C	11	12:50	0	1	1	-6	2	0	0	0	9	0.0
	CBJ		51	16:15	11	13	24	-3	6	4	0	0	105	10.5
	TOT		62	15:38	11	14	25	-9	8	4	0	0	114	9.6
Ryan Johansen		C	67	12:44	9	12	21	-2	24	3	0	3	99	9.1
Derek Dorsett		RW	77	14:41	12	8	20	-11	235	2	1	1	137	8.8
Aaron Johnson		D	56	16:30	3	13	16	-12	26	1	0	0	63	4.8
Cam Atkinson		RW	27	15:23	7	7	14	1	14	1	0	0	66	10.6
Derek MacKenzie		C	66	10:30	7	7	14	4	40	1	2	2	61	11.5
Grant Clitsome		D	51	17:01	4	10	14	-6	24	1	0	1	74	5.4
*Samuel Pahlsson		C	61	15:02	2	9	11	-6	22	0	1	0	63	3.2
David Savard		D	31	16:34	2	8	10	0	16	1	0	0	34	5.9
Colton Gillies	MIN	C	37	9:09	0	2	2	-5	10	0	0	0	24	0.0
	CBJ		38	10:59	2	4	6	-4	25	0	0	0	24	8.3
	TOT		75	10:05	2	6	8	-9	35	0	0	0	48	4.2
John Moore		D	67	15:49	2	5	7	-23	8	0	0	0	64	3.1
Marc Methot		D	46	20:03	1	6	7	-11	24	0	0	0	42	2.4
Darryl Boyce	TOR	C	17	10:03	1	1	2	-3	16	0	0	1	12	8.3
	CBJ		20	9:54	0	3	3	-5	19	0	0	0	13	0.0
	TOT		37	9:58	1	4	5	-8	35	0	0	1	25	4.0
Brett Lebda		D	30	16:28	1	3	4	-1	14	0	0	0	36	2.8
Jared Boll		RW	54	8:07	2	1	3	-8	126	0	0	0	35	5.7
Matt Calvert		LW	13	9:07	0	3	3	-5	16	0	0	0	4	0.0
*Kris Russell		D	12	17:34	2	1	3	-1	13	0	0	0	20	10.0
Ryan Russell		LW	41	11:40	2	0	2	-7	2	0	0	0	39	5.1
Maksim Mayorov		LW	10	10:39	1	1	2	-3	2	0	0	0	9	11.1
Tomas Kubalik		RW	8	13:17	1	1	2	-3	6	0	0	0	8	12.5
Alexandre Giroux		LW	9	12:11	1	0	1	-2	8	0	0	0	18	5.6
Radek Martinek		D	7	19:26	1	0	1	-3	0	0	0	0	10	10.0
Cody Bass		C	14	9:05	0	1	1	0	32	0	0	0	13	0.0
Dalton Prout		D	5	11:47	0	0	0	1	0	0	0	0	2	0.0
Andrew Joudrey		C	1	9:16	0	0	0	0	0	0	0	0	1	0.0
Kristian Huselius		LW	2	16:12	0	0	0	-2	2	0	0	0	2	0.0
Dane Byers		LW	8	8:05	0	0	0	0	29	0	0	0	8	0.0
Cody Goloubef		D	1	6:00	0	0	0	1	0	0	0	0	0	0.0
TOTALS			82		198	337	535		1035	49	7	25	2,454	8.1
GOALTENDERS			GP	MIN	W	L	OT	SO	GA	SA	SV	GAA	SV%	
Steve Mason			46	2,534	16	26	3	1	143	1355	1212	3.39	.894	
Curtis Sanford			36	1,983	10	18	4	1	86	971	885	2.60	.911	
Allen York			11	417	3	2	0	0	16	199	183	2.30	.920	
Shawn Hunwick			1	3	0	0	0	0	0	0	0	0	0.00	
TOTALS			82	4,937	29	46	7	2	245	2525	2280	2.98	.903	

*Traded Player

2011-12 SEASON NOTES

- Completed their 11th season in the National Hockey League with a 29-46-7 record (65 pts.), finishing fifth in the Central Division, 15th in the Western Conference and 30th in the NHL.
- After going 13-32-6 over the first 51 games of the season, the club improved to 16-14-1 over the final 31 games.
- Todd Richards was named interim head coach after Scott Arniel was relieved of his duties on Jan. 9 and led the club to an 18-21-2 record, including a 14-0-0 mark when taking a lead into the third period.
- Left wing Rick Nash tallied 30-29-59 in 82 games, leading the club in goals for the eighth-straight season and points for the fifth-straight season. He is one of only four players to record 30 goals in each of the past five seasons (Iginla, Kovalchuk, Ovechkin) and became the first Blue Jacket to play in 600 games with the club on Oct. 22 at Ottawa.
- Left wing R.J. Umberger registered 20-20-40 in 77 games to rank second on the club in goals and played the 500th game of his NHL career on Dec. 2 at Edmonton. He had his franchise record streak of 288-consecutive games played come to an end when he missed five games from Jan. 13-21 due to injury. The streak began on Oct. 10, 2008.
- Right wing Derek Dorsett collected 12-8-20 and 235 penalty minutes in 77 games to become one of only three players since 1996 to lead the NHL in penalty minutes and score 10 or more goals.

GM	DATE	OPPONENT	RESULT	RECORD	SCORE	CBJ GOAL SCORERS	GWG	PP	PK	SF-SA	W/L GOALIE	ATTN
1	10/7	NSH	L	00-01-00	2-3	22,61	Halischuk	0-5	2-3	34-31	Rinne/Mason	18,247
2	10/8	at MIN	L	00-02-00	2-4	15,8	Heatley	0-6	2-4	31-26	Backstrom/Mason	19,040
3	10/10	VAN	L	00-03-00	2-3	13,22	Burrows	0-5	3-4	25-25	Schneider/Mason	9,187
4	10/12	COL	SOL	00-03-01	2-3	61,2	Duchene	0-4	4-4	33-32	Varlamov/Mason	8,986
5	10/15	at DAL	L	00-04-01	2-4	22p,28	Souray	1-5	3-4	15-33	Lehtonen/Mason	8,305
6	10/18	DAL	L	00-05-01	2-3	16p,10	Ryder	1-5	2-2	40-18	Lehtonen/Mason	9,158
7	10/21	at DET	L	00-06-01	2-5	16,5p	Datsyuk	1-4	2-5	34-33	Howard/Mason	20,066
8	10/22	at OTT	L	00-07-01	3-4	5,10,61p	Michalek	1-4	0-2	21-27	Anderson/Mason	18,867
9	10/25	DET	W	01-07-01	4-1	18,19p,4,24s	Johansen	1-7	3-3	32-31	Mason/Conklin	15,100
10	10/27	at BUF	L	01-08-01	2-4	22,51	Kaleta	0-6	1-3	43-26	Enroth/Mason	18,690
11	10/29	at CHI	L	01-09-01	2-5	22,24	Stalberg	0-5	5-5	29-38	Emery/York	21,114
12	10/30	ANA	W	02-09-01	3-1	61p,19,51	Johansen	1-3	3-3	21-20	Mason/Ellis	16,022
13	11/3	TOR	L	02-10-01	1-4	19	MacArthur	0-4	2-2	39-18	Scrivens/Mason	14,306
14	11/5	at PHI	L	02-11-01	2-9	15,14	Talbot	0-2	4-5	35-33	Bryzgalov/Mason	19,784
15	11/10	CHI	L	02-12-01	3-6	14p,17p,14	Montador	2-5	1-3	30-36	Crawford/Mason	15,048
16	11/12	WPG	W	03-12-01	2-1	19,19	Johansen	0-4	5-5	27-36	Mason/Pavelec	15,581
17	11/15	MIN	L	03-13-01	2-4	50s,17p	Clutterbuck	1-3	4-5	45-24	Backstrom/Mason	10,833
18	11/17	at BOS	SOL	03-13-02	1-2	24p	Krejci	1-3	2-2	31-27	Rask/Sanford	17,565
19	11/19	at NSH	OTW	04-13-02	4-3	7,22p,18p,21	Wisniewski	2-5	1-3	29-30	Sanford/Rinne	16,776
20	11/21	CGY	W	05-13-02	4-1	7,50,7p,61	Vermette	1-3	1-2	30-28	Sanford/Karlsson	11,629
21	11/23	at NJ	SOL	05-13-03	1-2	40	Kovalchuk	0-6	3-3	36-24	Brodeur/Sanford	15,585
22	11/25	BUF	W	06-13-03	5-1	17,61p,3,18,61	Nash	1-5	3-3	34-29	Sanford/Enroth	16,705
23	11/27	STL	L	06-14-03	1-2	15	Backes	0-5	4-5	24-29	Elliott/Sanford	14,151
24	11/29	at VAN	L	06-15-03	1-4	26s	Booth	0-3	2-2	48-34	Schneider/Sanford	18,890
25	12/1	at CGY	SOW	07-15-03	4-3	50,6,61,61x	Nash	0-4	1-1	33-35	Sanford/Kiprusoff	19,289
26	12/2	at EDM	L	07-16-03	3-6	17p,15s,15	Jones	1-5	1-2	39-34	Dubnyk/Sanford	16,839
27	12/6	at MTL	SOW	08-16-03	3-2	22,18,61x	Nash	0-4	3-3	28-20	Sanford/Price	21,273
28	12/8	NSH	OTL	08-16-04	3-4	7,50,15	Wilson	0-1	0-1	24-22	Rinne/Sanford	13,852
29	12/10	BOS	L	08-17-04	3-5	61,7p,18	Corvo	1-6	3-6	36-29	Rask/Sanford	18,175
30	12/13	VAN	SOW	09-17-04	2-1	7p,61x	Nash	1-3	4-4	30-32	Mason/Luongo	15,808
31	12/15	LA	L	09-18-04	1-2	7	Brown	0-3	2-2	25-41	Quick/Sanford	16,090
32	12/17	TB	L	09-19-04	2-3	18p,61	Stamkos	1-5	3-3	28-28	Garon/Mason	16,108
33	12/18	at STL	L	09-20-04	4-6	24,15,17p,16	Pietrangelo	1-3	1-1	32-34	Halak/Mason	18,611
34	12/22	at NSH	L	09-21-04	5-6	7,7p,19p,7p,19p	Erat	4-6	1-3	31-38	Rinne/Sanford	17,113
35	12/26	at CHI	L	09-22-04	1-4	21	Stalberg	0-2	2-3	38-22	Crawford/Mason	21,645
36	12/27	CGY	SOL	09-22-05	1-2	16	Iginla	0-4	2-3	28-26	Kiprusoff/Mason	16,985
37	12/29	at DAL	W	10-22-05	4-1	61,50,61,51	Vermette	0-2	3-3	29-37	Mason/Lehtonen	16,555
38	12/31	WSH	L	10-23-05	2-4	4,26	Wideaman	0-1	0-1	37-26	Vokoun/Mason	18,199
39	1/5	at SJ	L	10-24-05	1-2	22	Thornton	0-0	4-5	24-39	Greiss/Sanford	17,562
40	1/7	at LA	W	11-24-05	1-0	14	Clitsome	0-6	8-8	18-31	Sanford/Quick	18,118
41	1/8	at ANA	L	11-25-05	4-7	61,16p,22	Perry	1-3	3-5	18-37	Tarkki/Sanford	13,053
42	1/10	at CHI	L	11-26-05	2-5	18,50	Stalberg	0-5	4-4	34-25	Crawford/Sanford	21,229
43	1/13	PHX	W	12-26-05	4-3	33,61,25,16	Brassard	0-1	1-1	32-35	Sanford/LaBarbera	14,119
44	1/14	SJ	L	12-27-05	1-2	61	Marleau	0-2	4-5	26-33	Greiss/Sanford	16,582
45	1/17	EDM	W	13-27-05	4-2	19,16p,24,15p	MacKenzie	2-2	3-3	25-23	Sanford/Dubnyk	13,814
46	1/19	NSH	L	13-28-05	0-3	-	Erat	0-3	1-2	38-25	Rinne/Mason	17,233
47	1/21	at DET	SOL	13-28-06	2-3	25,6p	Filppula	1-3	3-4	19-31	Howard/Sanford	20,066
48	1/23	at NSH	L	13-29-06	1-4	61	Fisher	0-2	3-5	26-29	Rinne/Mason	14,310
49	1/24	at TB	L	13-30-06	2-4	23,19	St. Louis	0-2	3-4	24-31	Garon/Sanford	16,859
50	1/31	at SJ	L	13-31-06	0-6	-	Marleau	0-1	2-3	30-43	Niemi/Mason	17,562
51	2/1	at LA	L	13-32-06	2-3	15,9	Doughty	0-3	1-3	22-33	Quick/Sanford	18,118
52	2/3	at ANA	OTW	14-32-06	3-2	16,7p,16	Brassard	1-4	4-5	21-35	Sanford/Hiller	13,358
53	2/7	MIN	W	15-32-06	3-1	58,50p,7	Vermette	1-7	2-2	37-29	Sanford/Backstrom	11,237
54	2/9	DAL	L	15-33-06	2-4	22p,61p	Robidas	2-3	3-3	28-35	Lehtonen/Sanford	15,943
55	2/11	at MIN	W	16-33-06	3-1	18,18p,21	Umberger	1-4	1-1	19-35	Mason/Backstrom	18,958
56	2/12	ANA	L	16-34-06	3-5	51p,5,50p	Ryan	2-5	1-4	27-35	Hiller/Mason	14,033
57	2/14	STL	W	17-34-06	2-1	21p,15	Dorsett	1-4	1-1	33-32	Mason/Halak	12,425
58	2/18	CHI	L	17-35-06	1-6	16	Stalberg	0-1	2-2	34-28	Crawford/Mason	18,663
59	2/19	at NYR	OTL	17-35-07	2-3	16p,61	Stepan	1-4	2-2	23-35	Lundqvist/Mason	18,200
60	2/21	SJ	W	18-35-07	6-3	18,7p,61,7p,58p,7	Carter	3-7	3-4	35-41	Mason/Greiss	14,625
61	2/24	COL	L	18-36-07	0-5	-	Jones	0-4	1-1	28-25	Varlamov/Mason	16,925
62	2/26	at PIT	L	18-37-07	2-4	61s,22	Letang	0-2	3-5	24-40	Thiessen/Sanford	18,602
63	2/28	DET	L	18-38-07	2-5	61p,24s	Zetterberg	1-5	5-6	30-25	MacDonald/Sanford	14,333
64	3/1	at COL	W	19-38-07	2-0	6p,51	Nikitin	1-2	2-2	28-33	Mason/Varlamov	13,236
65	3/3	at PHX	W	20-38-07	5-2	61s,61,6,16,9	Nikitin	0-4	3-4	26-32	Mason/Smith	13,579
66	3/6	PHX	W	21-38-07	3-2	18,7,24	MacKenzie	0-3	5-5	32-40	Mason/LaBarbera	10,915
67	3/8	LA	W	22-38-07	3-1	17,7,17	J. Johnson	0-5	1-1	36-30	Mason/Bernier	14,306
68	3/10	at STL	L	22-39-07	1-4	13	Stewart	0-4	4-6	22-29	Elliott/Sanford	19,150
69	3/11	STL	L	22-40-07	1-2	17	Perron	0-8	4-4	34-26	Halak/Sanford	14,969
70	3/14	at EDM	L	22-41-07	0-3	-	Nugent-Hopkins	0-4	3-4	22-27	Dubnyk/Sanford	16,839
71	3/17	at VAN	L	22-42-07	3-4	22,7,21	D. Sedin	0-2	1-3	36-38	Schneider/Mason	18,890
72	3/18	at CGY	SOW	23-42-07	2-1	6,13x	Atkinson	0-2	4-4	18-31	Mason/Kiprusoff	19,289
73	3/20	CHI	L	23-43-07	1-5	61	Sharp	0-2	0-2	25-27	Crawford/Mason	15,311
74	3/23	CAR	W	24-43-07	5-1	22,18p,18,18,17	Umberger	1-3	5-5	26-40	Mason/Ward	15,085
75	3/25	EDM	L	24-44-07	3-6	17,61,16p	Eager	1-6	3-4	32-38	Dubnyk/Mason	12,295
76	3/26	at DET	L	24-45-07	2-7	17,61	Holmstrom	0-4	4-6	26-39	Conklin/Mason	20,066
77	3/28	DET	W	25-45-07	4-2	22,15,16,18	Brassard	0-3	2-4	31-31	York/Conklin	12,432
78	3/30	FLA	W	26-45-07	4-1	18,6p,6,18	Nikitin	1-5	3-3	29-31	York/Theodore	17,994
79	3/31	at STL	W	27-45-07	5-2	40,18,18p,15p,22	Umberger	2-8	5-5	33-36	York/Halak	19,150
80	4/3	at PHX	L	27-46-07	0-2	-	Gordon	0-7	1-1	54-22	Smith/York	13,263
81	4/5	at COL	W	28-46-07	5-2	13,61,61p,13,13	Nash	1-3	2-3	28-37	Mason/Varlamov	15,610
82	4/7	NYI	W	29-46-07	7-3	61,13,18,21p,13p,7,22	Wisniewski	2-3	2-2	37-38	Mason/Montoya	17,652

2010-11 FINAL STATISTICS

PLAYERS	POS	GP	TOI	G	A	P	+/-	PIM	PP	SH	GW	S	S%	
Rick Nash	LW	75	18:55	32	34	66	2	34	6	0	7	305	10.5	
R.J. Umberger	LW	82	19:12	25	32	57	3	38	8	3	3	220	11.4	
Antoine Vermette	C	82	18:48	19	28	47	0	60	3	1	3	183	10.4	
Derick Brassard	C	74	17:01	17	30	47	-11	55	6	0	3	183	9.3	
Jakub Voracek	RW	80	16:58	14	32	46	-3	26	2	0	2	183	7.7	
Fedor Tyutin	D	80	22:41	7	20	27	-12	32	1	0	0	128	5.5	
Kristian Huselius	LW	39	16:22	14	9	23	-17	10	6	0	1	94	14.9	
Derek MacKenzie	C	63	10:50	9	14	23	14	22	0	1	1	76	11.8	
Kris Russell	D	73	17:31	5	18	23	-9	37	1	0	0	88	5.7	
Matt Calvert	LW	42	11:05	11	9	20	3	12	3	0	1	50	22	
Samuel Pahlsson	C	82	15:20	7	13	20	-13	30	0	1	1	108	6.5	
Jan Hejda	D	77	21:07	5	15	20	-6	28	0	0	0	79	6.3	
Grant Clitsome	D	31	21:16	4	15	19	2	16	2	0	0	50	8	
Anton Stralman	D	51	19:44	1	17	18	-11	22	1	0	1	80	1.3	
Derek Dorsett	RW	76	13:12	4	13	17	-15	184	0	0	0	112	3.6	
Chris Clark	RW	53	14:38	5	10	15	-3	38	2	0	0	83	6	
Marc Methot	D	74	19:53	0	15	15	2	58	0	0	0	58	0	
Jared Boll	RW	73	7:40	7	5	12	-2	182	0	0	2	66	10.6	
Kyle Wilson	C	32	10:38	4	7	11	-3	12	0	0	0	38	10.5	
*Rostislav Klesla	D	45	19:18	3	7	10	10	26	0	0	0	45	6.7	
Andrew Murray	C	29	11:22	4	4	8	2	4	0	0	1	48	8.3	
Scottie Upshall	RW	PHX	61	13:26	16	11	27	5	42	2	0	2	144	11.1
		CBJ	21	15:45	6	1	7	-12	10	0	0	0	47	12.8
		TOT	82	14:02	22	12	34	-7	52	2	0	2	191	11.5
Nikita Filatov	LW	23	12:19	0	7	7	3	8	0	0	0	31	0	
Mike Commodore	D	20	18:33	2	4	6	-8	44	0	0	2	32	6.3	
Ethan Moreau	LW	37	12:28	1	5	6	-9	24	0	0	1	56	1.8	
Sami Lepisto	D	PHX	51	16:38	4	7	11	7	37	0	0	31	12.9	
		CBJ	19	20:01	0	5	5	3	18	0	0	25	0	
		TOT	70	17:33	4	12	16	10	55	0	0	0	56	7.1
*Tom Sestito	LW	9	9:31	2	2	4	-4	40	1	0	0	7	28.6	
Tomas Kubalik	RW	4	14:45	0	2	2	-3	0	0	0	0	5	0	
Maksim Mayorov	LW	5	8:42	1	0	1	0	0	0	0	0	3	33.3	
Craig Rivet	D	BUF	23	13:02	1	2	3	-5	12	0	0	20	5.0	
		CBJ	14	17:21	1	0	1	-7	23	0	0	13	7.7	
		TOT	37	14:40	2	2	4	-12	35	0	0	0	33	6.1
Nick Holden	D	5	17:11	0	0	0	0	0	0	0	0	6	0	
Mike Blunden	RW	1	10:31	0	0	0	-1	0	0	0	0	2	0	
*Nate Guenin	D	3	14:47	0	0	0	-3	2	0	0	0	2	0	
John Moore	D	2	11:28	0	0	0	0	0	0	0	0	0	0	
TOTALS		82		210	373	583		1127	42	6	29	2506	11.9	

GOALTENDERS	GP	MIN	W	L	OT	SO	GA	SA	SV	GAA	SV%
Steve Mason	54	3,027	24	21	7	3	153	1541	1388	3.03	.901
Mathieu Garon	36	1,938	10	14	6	3	88	887	799	2.72	.901
David LeNeveu	1	20	0	0	0	0	2	12	10	6.00	.833
TOTALS	82	4,985	34	35	13	6	243	2440	2197	2.92	.900

*Traded Player

2010-11 SEASON NOTES

- Completed 10th NHL season with a 34-35-13 record (81 pts.), finishing fifth in the Central Division, 13th in the Western Conference and 24th in the NHL.
- Opened the season playing two games against the San Jose Sharks at Ericsson Globe Arena in Stockholm, Sweden as a part of NHL Premiere.
- Columbus had the best start in franchise history, posting a 14-6-0 mark in the first 20 games (previous best was a 12-6-2 record in 2009-10).
- The 14-8-0 record in October and November marked the highest winning percentage (.636) for the first two months of the season in club history (previous best was 13-9-4, .591 winning percentage in 2009-10)
- Left Rick Nash collected 32-34-66 in 75 games to lead the club in goals for the seventh-straight season and points for the fourth-straight season. He ranked sixth in the NHL in shots, 12th-T in game-winning goals and 14th-T in goals. He was selected to play in his fifth-consecutive All-Star Game and recorded a goal and an assist for Team Staal in an 11-10 loss.
- Left wing R.J. Umberger, center Samuel Pahlsson and center Antoine Vermette were the only Blue Jackets to play in all 82 games. Umberger set career highs in points, while setting franchise records with assists in eight-straight games from Nov. 10-26 (8a) and points in 10-straight games from Nov. 10-Dec. 1 (3g, 10a).
- Left wing Matt Calvert became the second Blue Jackets rookie to register a hat trick with three goals on Feb. 25 vs. Phoenix.

GM	DATE	OPPONENT	RESULT	RECORD	SCORE	CBJ GOAL SCORERS	GWG	PP	PK	SF-SA	W/L GOALIE	ATTN
1	10/8	SJ	L	00-01-00	2-3	20p,18	Couture	1-7	4-6	32-28	Niemi/Mason	11,324
2	10/9	at SJ	OTW	01-01-00	3-2	61,20p,19	Moreau	1-4	6-8	25-35	Mason/Nittymaki	9,537
3	10/15	CHI	L	01-02-00	2-5	18s,20	Sharp	0-4	2-2	32-40	Turco/Mason	18,305+
4	10/16	at MIN	W	02-02-00	3-2	15,24,18s	Umberger	0-4	4-5	25-23	Garon/Backstrom	17,336
5	10/20	ANA	W	03-02-00	3-1	24,61,61	Nash	0-3	5-5	22-32	Mason/Hiller	9,802
6	10/22	CGY	L	03-03-00	2-6	15,35	Bourque	0-4	6-6	22-23	Karlsson/Mason	10,784
7	10/23	at CHI	W	04-03-00	3-2	16,18p,50	Vermette	1-4	2-3	40-32	Mason/Crawford	21,265
8	10/25	PHI	W	05-03-00	2-1	25,16p	Brassard	1-4	2-2	25-29	Garon/Boucher	11,727
9	10/28	EDM	SOW	06-03-00	3-2	26,25,61x	Nash	0-7	4-5	41-27	Mason/Dubnyk	9,128
10	10/30	at COL	L	06-04-00	1-5	16p	Stewart	1-3	5-6	34-31	Budaj/Mason	13,017
11	11/2	MTL	W	07-04-00	3-0	61,16p,25	Nash	1-3	3-3	24-29	Garon/Price	10,466
12	11/4	at ATL	W	08-04-00	3-0	16,93,18	Brassard	0-1	2-2	42-25	Garon/Pavelec	8,461
13	11/6	MIN	L	08-05-00	2-3	61,25	Clutterbuck	0-4	2-4	37-24	Theodore/Garon	13,457
14	11/10	STL	W	09-05-00	8-1	93,40,61,93,71,18,71,50	Boll	0-4	3-3	35-30	Mason/Halak	10,265
15	11/12	COL	L	09-06-00	1-5	50	Mauldin	0-3	2-2	29-29	Budaj/Mason	13,594
16	11/17	at LA	W	10-06-00	5-3	17,97,40,61,61	Nash	0-4	2-3	26-36	Mason/Quick	18,118
17	11/19	at ANA	W	11-06-00	4-3	61,71p,93,22	Commodore	1-3	3-4	29-50	Mason/Hiller	13,667
18	11/20	at SJ	W	12-06-00	3-0	61p,61,61	Nash	1-4	5-5	27-35	Garon/Nittymaki	17,562
19	11/22	NSH	W	13-06-00	2-0	22,61	Commodore	0-5	4-4	30-27	Mason/Rinne	10,095
20	11/24	at NYI	OTW	14-06-00	4-3	50p,71,18,93	Voracek	1-4	2-2	38-24	Garon/DiPietro	8,652
21	11/26	DET	L	14-07-00	1-2	50	Filppula	0-5	2-3	35-32	Howard/Mason	18,391+
22	11/28	at DET	L	14-08-00	2-4	16,18p	Filppula	1-7	5-5	29-42	Howard/Mason	18,860
23	12/1	NSH	SOL	14-08-01	3-4	50,10,50	Sullivan	0-4	5-5	31-29	Rinne/Mason	9,892
24	12/3	at BUF	L	14-09-01	0-5	-	Hecht	0-6	3-6	19-37	Miller/Garon	18,529
25	12/4	PIT	L	14-10-01	2-7	26,71p	Martin	1-5	1-4	23-35	Fleury/Mason	19,143+
26	12/6	DAL	SOW	15-10-01	3-2	10,61p,25x	Wilson	1-3	4-4	29-18	Garon/Lehtonen	10,932
27	12/9	at STL	L	15-11-01	1-4	35	McClement	0-8	0-3	28-24	Halak/Garon	19,150
28	12/11	NYR	W	16-11-01	3-1	50p,61,61	Nash	1-2	4-5	23-33	Mason/Lundqvist	15,780
29	12/13	at CGY	OTL	16-11-02	2-3	50s,61p	Iginla	1-1	3-3	24-25	Kiprusoff/Garon	19,289
30	12/15	at VAN	OTL	16-11-03	2-3	16,23p	Kesler	1-3	4-5	30-30	Luongo/Garon	18,860
31	12/16	at EDM	L	16-12-03	3-6	20,20p,20	Eberle	1-3	3-4	40-36	Khabibulin/Mason	16,839
32	12/18	DAL	L	16-13-03	1-2	51	Richards	0-5	5-6	36-23	Lehtonen/Garon	13,973
33	12/21	CGY	W	17-13-03	3-1	93,40,97	Boll	0-3	3-4	37-30	Garon/Karlsson	12,443
34	12/23	VAN	L	17-14-03	3-7	18,18,23	D. Sedin	0-1	4-5	27-30	Schneider/Garon	12,159
35	12/26	at CHI	L	17-15-03	1-4	16p	Sharp	1-4	3-5	27-25	Turco/Garon	21,492
36	12/27	MIN	SOW	18-15-03	4-3	16,51,17,25x	Wilson	0-0	7-7	22-40	Mason/Theodore	14,454
37	12/30	at TOR	W	19-15-03	3-2	20,20,18p	Umberger	1-2	0-1	32-22	Mason/Gustavsson	19,148
38	12/31	OTT	OTW	20-15-03	4-3	18,26,61,93	Voracek	0-4	3-3	23-38	Mason/Elliott	17,652
39	1/2	at NSH	L	20-16-03	1-4	18	Spaling	0-3	2-3	20-26	Rinne/Mason	14,593
40	1/4	at PHX	L	20-17-03	2-4	18,93p	Doan	1-2	4-4	28-33	Bryzgalov/Garon	8,222
41	1/7	at ANA	L	20-18-03	0-6	-	Selanne	0-3	1-4	27-29	Hiller/Mason	12,815
42	1/8	at LA	L	20-19-03	4-6	11,61,51,61	Smyth	0-3	2-4	34-36	Quick/Garon	18,118
43	1/11	PHX	L	20-20-03	3-4	40,97,20p	Morris	1-5	4-4	40-28	Bryzgalov/Garon	11,109
44	1/14	DET	SOW	21-20-03	3-2	93,14p,50x	Vermette	1-5	3-3	32-28	Mason/MacDonald	18,684+
45	1/15	at DET	OTL	21-20-04	5-6	16,14,11,18p,61	Franzen	1-2	1-1	30-34	MacDonald/Mason	20,066
46	1/18	at TB	SOL	21-20-05	2-3	18,16	Malone	0-4	3-4	30-22	Garon/Roloson	13,291
47	1/19	at FLA	OTW	22-20-05	3-2	51,50,18p	Umberger	1-3	4-4	38-31	Mason/Vokoun	11,629
48	1/22	at STL	W	23-20-05	5-2	50,40,17,61p,51	Murray	1-5	2-3	30-21	Mason/Halak	19,150
49	1/25	ANA	L	23-21-05	2-3	61p,16p	Blake	2-5	1-3	37-22	Hiller/Mason	11,700
50	2/1	CHI	L	23-22-05	4-7	15,16,26,11	Toews	0-5	3-4	33-27	Turco/Mason	12,568
51	2/4	at DET	W	24-22-05	3-0	50,40,17	Vermette	0-3	6-6	24-34	Mason/Howard	20,066
52	2/5	EDM	W	25-22-05	4-3	18,20,18,20	Huselius	0-3	5-5	34-26	Mason/Khabibulin	18,370
53	2/8	at PIT	W	26-22-05	4-1	61,26,93,50	Pahlsson	0-2	1-2	25-33	Mason/Fleury	18,147
54	2/9	SJ	L	26-23-05	2-3	20p,14p	Marleau	2-4	3-3	44-32	Niemi/Mason	11,906
55	2/11	COL	W	27-23-05	3-1	61,16,24	Brassard	0-2	1-1	32-32	Garon/Budaj	16,408
56	2/13	at DAL	W	28-23-05	2-1	11,61	Nash	0-2	5-6	39-30	Mason/Lehtonen	16,377
57	2/16	LA	SOL	28-23-06	3-4	93,61,10	Stoll	0-2	3-3	24-29	Quick/Garon	12,442
58	2/18	at CHI	W	29-23-06	4-3	11,50p,24,6p	Stralman	2-4	3-3	36-40	Mason/Crawford	21,708
59	2/22	NSH	W	30-23-06	4-0	61,11p,50,61p	Nash	2-5	2-2	30-20	Mason/Rinne	12,475
60	2/25	PHX	W	31-23-06	5-3	18p,93p,11p,11,11	Calvert	3-9	5-5	34-28	Mason/Bryzgalov	16,771
61	2/27	at NSH	L	31-24-06	2-3	11p,10p	Legwand	2-5	1-2	27-28	Rinne/Garon	16,340
62	3/1	at VAN	SOL	31-24-07	1-2	8	Torres	0-4	3-3	31-26	Luongo/Mason	18,860
63	3/3	at EDM	L	31-25-07	2-4	35,8	Eberle	0-5	4-5	28-38	Dubnyk/Mason	16,839
64	3/4	at CGY	L	31-26-07	3-4	52,50,35	Glencross	0-3	5-7	40-28	Kiprusoff/Mason	19,289
65	3/7	at STL	SOL	31-26-08	4-5	93,11,51p,24	Steen	1-3	0-2	28-36	Bishop/Mason	19,150
66	3/9	STL	OTL	31-26-09	3-4	93,18p,24	Stewart	1-4	2-2	22-26	Halak/Garon	11,508
67	3/11	LA	L	31-27-09	2-4	9,16	Kopitar	0-3	4-5	34-22	Bernier/Mason	15,605
68	3/12	at CAR	W	32-27-09	3-2	26s,24,24	MacKenzie	0-5	9-9	28-31	Mason/Ward	18,680
69	3/15	BOS	SOL	32-27-10	2-3	14,9	Seguin	0-6	1-1	36-29	Rask/Mason	12,282
70	3/17	DET	L	32-28-10	0-2	-	Miller	0-6	3-4	37-27	MacDonald/Mason	14,444
71	3/19	at MIN	OTW	33-28-10	5-4	61,10,35,61,50	Vermette	0-0	1-1	33-36	Garon/Backstrom	18,305
72	3/20	NJ	L	33-29-10	0-3	-	Clarkson	0-1	4-4	13-31	Brodeur/Mason	13,043
73	3/22	at COL	SOL	33-29-11	4-5	61,24s,18s,18	Hejduk	0-2	3-4	33-32	Elliott/Mason	12,301
74	3/24	at PHX	L	33-30-11	0-3	-	Rozsival	0-2	3-4	28-23	Bryzgalov/Garon	11,172
75	3/27	VAN	L	33-31-11	1-4	18	H. Sedin	0-5	2-4	40-24	Schneider/Garon	14,469
76	3/29	FLA	SOW	34-31-11	3-2	9,50,43x	Mayorov	0-3	2-3	32-31	Mason/Clemmensen	11,670
77	3/31	at WSH	OTL	34-31-12	3-4	50,51,9	Chimera	0-2	1-1	23-33	Neuvirth/Mason	18,398
78	4/1	CHI	SOL	34-31-13	3-4	43,16p,26	Stalberg	1-7	3-4	34-29	Crawford/Garon	16,217
79	4/3	STL	L	34-32-13	1-6	18p	Porter	1-2	1-2	24-33	Halak/Garon	13,538
80	4/5	at DAL	L	34-33-13	0-3	-	Ott	0-2	4-5	23-30	Lehtonen/Garon	16,012
81	4/8	at NSH	L	34-34-13	1-4	16	Halischuk	0-1	3-3	45-25	Rinne/Mason	17,113
82	4/9	BUF	L	34-35-13	4-5	15,40,20,20p	Gaustad	1-4	2-4	36-30	Enroth/Mason	18,717+

2009-10 FINAL STATISTICS

PLAYERS	POS	GP	TOI	G	A	P	+/-	PIM	PP	SH	GW	S	S%	
Rick Nash	LW	76	20:56	33	34	67	-2	58	10	2	6	254	13.0	
Antoine Vermette	C	82	20:08	27	38	65	2	32	6	2	1	156	17.3	
Kristian Huselius	LW	74	18:23	23	40	63	-4	36	8	1	5	162	14.2	
R.J. Umberger	LW	82	19:10	23	32	55	-16	40	8	1	4	221	10.4	
Jakub Voracek	RW	81	15:37	16	34	50	-7	26	4	0	1	154	10.4	
Derick Brassard	C	79	14:56	9	27	36	-17	48	4	0	0	125	7.2	
Anton Stralman	D	73	20:29	6	28	34	-17	37	4	0	0	121	5.6	
Fedor Tyutin	D	80	23:31	6	26	32	-7	49	3	0	2	149	4.0	
*Raffi Torres	LW	60	13:34	19	12	31	-8	32	7	0	3	99	19.2	
Kris Russell	D	70	18:35	7	15	22	3	32	0	0	1	108	6.5	
*Jason Chimera	LW	39	14:46	8	9	17	-7	47	1	0	1	92	8.7	
Samuel Pahlsson	C	79	16:16	3	13	16	-9	32	0	0	0	93	3.2	
Derek Dorsett	RW	51	10:53	4	10	14	6	105	0	0	0	57	7.0	
Jan Hejda	D	62	20:38	3	10	13	-14	36	1	0	0	63	4.8	
Mike Commodore	D	57	19:00	2	9	11	-9	62	0	0	1	54	3.7	
*Mathieu Roy	D	31	18:19	0	10	10	-2	17	0	0	0	32	0.0	
Rostislav Klesla	D	26	20:06	2	6	8	-7	26	0	0	1	24	8.3	
Marc Methot	D	60	19:31	2	6	8	-8	51	0	0	0	42	4.8	
Andrew Murray	C	46	10:21	5	2	7	-6	6	0	0	0	73	6.8	
Jared Boll	RW	68	7:12	4	3	7	-8	149	0	0	0	56	7.1	
*Fredrik Modin	LW	24	14:40	2	4	6	-6	12	0	0	2	35	5.7	
Chris Clark	RW	WSH	38	11:39	4	11	15	-4	27	0	0	1	59	6.8
		CBJ	36	12:06	3	2	5	-8	21	0	0	0	46	6.5
		TOT	74	11:52	7	13	20	-12	48	0	0	1	105	6.7
Mike Blunden	RW	40	8:06	2	2	4	3	59	0	0	0	40	5.0	
Derek MacKenzie	C	18	8:41	1	3	4	3	0	0	0	0	14	7.1	
Grant Clitsome	D	11	14:44	1	2	3	0	6	0	0	0	7	14.3	
*Milan Jurcina	D	WSH	27	17:26	0	4	4	0	14	0	0	0	32	0.0
		CBJ	17	18:01	1	2	3	2	10	0	0	1	17	5.9
		TOT	44	17:40	1	6	7	2	24	0	0	1	49	2.0
Nikita Filatov	LW	13	8:06	2	0	2	0	8	0	0	1	11	18.2	
Tomas Kana	C	6	8:40	0	2	2	2	2	0	0	0	4	0.0	
Steve Mason	G	58	0:00	0	2	2	0	2	0	0	0	0	0.0	
Chad Kolarik	C	2	6:29	0	0	0	-1	0	0	0	0	2	0.0	
*Alexandre Picard	LW	9	7:13	0	0	0	-3	10	0	0	0	12	0.0	
Tom Sestito	LW	3	5:33	0	0	0	0	7	0	0	0	0	0.0	
Trevor Frischmon	C	3	6:06	0	0	0	0	4	0	0	0	1	0.0	
Nathan Paetsch	D	BUF	11	9:39	1	1	2	6	0	0	0	9	11.1	
		CBJ	10	11:14	0	0	0	-5	6	0	0	0	8	0.0
		TOT	21	10:24	1	1	2	-3	12	0	0	0	17	5.9
Maksim Mayorov	LW	4	7:40	0	0	0	-1	0	0	0	0	4	0.0	
Greg Moore	C	4	5:54	0	0	0	0	0	0	0	0	2	0.0	
Mathieu Garon	G	35	0:00	0	0	0	0	2	0	0	0	0	0.0	
TOTALS		82		214	383	597		1070	56	6	30	2338	9.2	

GOALTENDERS	GP	MIN	W	L	OT	SO	GA	SA	SV	GAA	SV%
Steve Mason	58	3,201	20	26	9	5	163	1653	1490	3.06	.901
Mathieu Garon	35	1,771	12	9	6	2	83	858	775	2.81	.903
TOTALS	82	4,972	32	35	15	7	246	2511	2265	2.97	.902

*Traded Player

2009-10 SEASON NOTES

- Completed ninth NHL season with a 32-35-15 record (79 pts.), finishing fifth in the Central Division, 14th in the Western Conference and 27th in the NHL.
- Began the season with a 12-6-2 mark but went 2-11-5 from Dec. 1 through Jan. 5 before rebounding to go 17-15-6 over the final 38 games of the campaign.
- Scored 214 goals in 82 games, averaging 2.61 goals per game, which was the third-highest total in franchise history. The club scored a club-record 56 power play goals (on 308 attempts), converting 18.2 percent of its chances with the man advantage.
- The Blue Jackets had a club-record five players record 50 or more points – Rick Nash (67), Antoine Vermette (65), Kristian Huselius (63), R.J. Umberger (55) and Jakub Voracek (50).
- Left wing Rick Nash tallied 33-34-67 in 76 games to lead the club in goals for the sixth-straight season and points for the third straight year. He also helped Canada capture the gold medal at the 2010 Olympic Games held in Vancouver, British Columbia.
- Center Antoine Vermette and left wing R.J. Umberger were the only Jackets to play in all 82 games and each set career highs for points in a season. Vermette tallied 27-38-65 to surpass the 24-29-53 he collected in 81 games with Ottawa in 2007-08. Umberger notched 23-32-55, which topped his previous career best of 13-37-50 in 74 games with Philadelphia in 2007-08.
- At 20 years, 8 months at season's end, right wing Jakub Voracek became the second-youngest player in Blue Jackets history to record 50 points in a season as he tallied 16-34-50 in 80 games. The only CBJ player who hit the 50-point mark at a younger age was Rick Nash with 41-16-57 in 80 games in 2003-04 (19 years, 10 months).

GM	DATE	OPPONENT	RESULT	RECORD	SCORE	CBJ GOAL SCORERS	GWG	PP	PK	SF-SA	W/L GOALIE	ATTN.
1	10/3	MIN	W	01-00-00	2-1	18s, 97	Klesla	0-3	3-4	39-33	Mason/Backstrom	18,159+
2	10/5	at VAN	W	02-00-00	5-3	50,20,97,28,14p	Filatov	1-3	3-3	24-43	Mason/Luongo	18,810
3	10/8	at SJ	L	02-01-00	3-6	61, 25, 14xp	Heatley	1-3	4-4	27-28	Nabokov/Mason	17,562
4	10/10	at PHX	W	03-01-00	2-0	61,18	Nash	0-2	7-7	19-36	Garon/Bryzgalov	17,532
5	10/13	CGY	W	04-01-00	2-1	6p,20	Huselius	1-4	1-1	33-23	Mason/Kiprusoff	13,280
6	10/17	LA	W	05-01-00	4-1	25,14p,61s,93p	Torres	2-6	5-5	24-28	Mason/Quick	15,251
7	10/20	at CGY	L	05-02-00	3-6	61s, 16p, 93p	Phaneuf	2-7	5-5	30-22	Kiprusoff/Mason	19,289
8	10/22	at EDM	L	05-03-00	4-6	20,14p,20,25	Visnovsky	1-4	4-7	32-32	Khabibulin/Garon	16,839
9	10/24	at ANA	W	06-03-00	6-4	50,61,93,93,51,61	Tyutin	0-2	2-2	37-36	Mason/Giguere	14,468
10	10/25	at LA	L	06-04-00	2-6	50,20p	Stoll	1-4	2-4	27-25	Quick/Mason	15,820
11	10/28	PHX	L	06-05-00	1-4	16p	Vandermeer	1-6	3-6	32-23	LaBarbera/Mason	13,184
12	10/30	PIT	SOL	06-05-01	3-4	61p,61,15	Crosby	1-7	5-5	32-32	Johnson/Mason	19,136+
13	11/1	at WSH	OTW	07-05-01	5-4	61,18p,14,14,18p	Umberger	2-6	4-5	32-36	Mason/Theodore	18,277
14	11/4	SJ	SOL	07-05-02	2-3	25, 61p	Boyle	1-1	1-2	28-38	Nabokov/Mason	13,401
15	11/5	at ATL	W	08-05-02	4-3	93,16,14,14	Torres	0-2	6-8	21-35	Garon/Pavelec	10,878
16	11/7	CAR	W	09-05-02	3-2	28,40,61	Nash	0-3	5-5	26-26	Mason/Leighton	14,850
17	11/11	DET	L	09-06-02	1-9	61	Datsyuk	0-2	2-4	26-39	Howard/Mason	15,304
18	11/13	ANA	SOW	10-06-02	3-2	61,20,20x	Huselius	1-4	5-5	29-34	Garon/Giguere	15,577
19	11/16	EDM	SOW	11-06-02	3-2	6p,50p,93x	Voracek	2-4	3-5	32-25	Garon/Khabibuli	13,030
20	11/19	at DAL	W	12-06-02	4-1	61p,20s,20p,14p	Huselius	3-7	4-4	28-26	Mason/Turco	16,155
21	11/21	at NSH	SOL	12-06-03	3-4	18,18,6p	Legwand	1-3	6-8	29-48	Rinne/Pekka	13,790
22	11/23	at NYR	L	12-07-03	4-7	24,40,20,93	Avery	0-1	3-4	30-33	Lundqvist/Garon	18,200
23	11/24	at MTL	L	12-08-03	3-5	50,6p,50p	Bergeron	3-6	4-8	36-29	Price/Garon	21,273
24	11/26	at OTT	L	12-09-03	1-2	20p	Foligno	1-6	3-4	33-36	Elliot/Mason	19,244
25	11/28	CGY	SOL	12-09-04	4-3	61p,3,40	Lundmark	1-2	2-3	32-32	McElhinny/Mason	17,772
26	11/30	STL	W	13-09-04	5-2	10,18,18,50,18	Umberger	0-5	3-4	27-29	Mason/Mason	12,391
27	12/1	at CHI	SOL	13-09-05	3-5	50,26,10	Seabrook	0-3	2-4	23-26	Huet/Mason	20,363
28	12/3	TOR	L	13-10-05	3-6	20p,25,8p	Kessel	2-5	3-3	36-25	MacDonald/Mason	13,825
29	12/5	COL	L	13-11-05	2-3	25,93	Stewart	0-3	5-5	31-19	Budaj/Mason	14,909
30	12/9	FLA	W	14-11-05	3-0	25,16,26	Chimera	0-2	3-3	32-32	Mason/Vokoun	12,800
31	12/10	at NSH	SOL	14-11-06	3-4	10,14p,61	Sullivan	1-2	3-3	31-39	Rinne/Garon	14,601
32	12/12	ANA	L	14-12-06	1-3	18	Ryan	0-4	1-2	36-25	Hiller/Mason	14,461
33	12/14	NSH	L	14-13-06	3-5	50p-,93p,18	Sullivan	2-8	4-4	31-32	Ellis/Mason	12,856
34	12/15	at MIN	L	14-14-06	1-2	61	Zidlicky	0-1	1-1	22-23	Backstrom/Mason	18,086
35	12/17	PHX	SOL	14-14-07	1-2	61p	Lang	1-6	2-2	39-27	LaBarbera/Garon	13,363
36	12/19	at COL	L	14-15-07	2-5	18p,25p	Wolski	2-3	3-5	30-31	Anderson/Mason	11,782
37	12/21	at PHX	L	14-16-07	2-5	16,50	Doan	0-2	6-7	27-23	Bryzgalov/Garon	9,348
38	12/23	at DAL	L	14-17-07	1-3	61	Neal	0-4	4-4	34-28	Auld/Mason	16,532
39	12/26	at DET	L	14-18-07	1-2	50	Bertuzzi	0-4	4-5	29-27	Howard/Garon	20,066
40	12/28	DET	OTW	15-18-07	1-0	33	Modin	0-3	4-4	40-34	Mason/Howard	18,421+
41	12/29	at NYI	SOL	15-18-08	1-2	18	Schremp	0-3	4-4	42-25	Roloson/Mason	12,192
42	12/31	NSH	OTL	15-18-09	1-2	14	Legwand	0-1	2-2	32-29	Ellis/Garon	18,221+
43	1/2	COL	L	15-19-09	2-3	20p,16	Galiardi	1-3	4-5	28-37	Anderson/Mason	17,371
44	1/5	at VAN	L	15-20-09	3-7	18,20,10	H. Sedin	0-5	2-3	32-24	Luongo/Mason	18,810
45	1/7	at EDM	W	16-20-09	4-2	18,50,20p,8	Huselius	1-3	4-4	29-26	Garon/Dubnyk	16,839
46	1/8	at CGY	W	17-20-09	3-2	14,18,50	Vermette	0-2	3-3	22-22	Garon/McElhinny	19,289
47	1/10	DAL	W	18-20-09	2-0	14,50	Torres	1-5	5-5	41-26	Garon/Turco	14,501
48	1/12	at STL	L	18-21-09	1-4	51p	Steen	1-5	2-3	27-23	Mason/Garon	17,900
49	1/14	at CHI	L	18-22-09	0-3	-	Campbell	0-2	2-2	24-36	Huet/Garon	21,884
50	1/16	CHI	L	18-23-09	5-6	20,61,10,61,14	Toews	0-4	1-3	26-31	Huet/Garon	18,738+
51	1/18	STL	W	19-23-09	4-2	14,14,61p,11	Nash	1-4	3-4	30-32	Garon/Mason	14,505
52	1/19	at PHI	L	19-24-09	3-5	18p,18,61p	Pronger	2-3	4-5	28-37	Emery/Garon	19,126
53	1/21	at BOS	W	20-24-09	3-2	11,50,18p	Umberger	1-4	2-2	25-34	Mason/Rask	17,565
54	1/23	at MIN	L	20-25-09	2-4	61,50	Belanger	0-2	5-5	24-28	Backstrom/Mason	18,173
55	1/26	NSH	W	21-25-09	3-2	16,20p,33	Modin	1-4	4-4	17-31	Mason/Rinne	13,775
56	1/28	LA	L	21-26-09	1-4	50	Kopitar	0-3	2-3	30-18	Mason/Quick	13,709
57	1/30	at STL	W	22-26-09	3-2	15,51p,10	Russell	1-5	2-4	19-27	Garon/Mason	19,150
58	2/2	at COL	L	22-27-09	1-5	50s	Yip	0-4	1-1	21-26	Garon/Anderson	11,213
59	2/4	DAL	W	23-27-09	2-1	6,18	Umberger	0-0	3-3	26-23	Mason/Turco	14,028
60	2/6	BUF	W	24-27-09	4-0	23,61p,6,14p	Jurcina	2-6	5-5	25-28	Mason/Lalime	18,576+
61	2/10	SJ	W	25-27-09	3-0	61,93,50	Nash	0-4	3-3	21-40	Mason/Greiss	15,234
62	2/12	VAN	L	25-28-09	3-4	61,40,14	Samuelsson	0-2	4-5	35-35	Raycroft/Mason	16,564
63	2/14	CHI	SOL	25-28-10	4-5	20,14,61p,51	Brouwer	1-6	4-5	26-37	Niemi/Garon	17,673
64	3/2	VAN	OTL	25-28-11	3-4	17,50,15	Ehrhoff	0-6	3-4	30-31	Raycroft/Mason	14,513
65	3/6	at SJ	L	25-29-11	1-2	17	Pavelski	0-4	7-8	22-44	Nabokov/Mason	17,562
66	3/8	at LA	L	25-30-11	0-6	-	Simmonds	0-4	3-6	35-11	Mason/Quick	17,524
67	3/9	at ANA	W	26-30-11	5-2	15,93p,51,50p,16p	Tyutin	3-6	7-7	29-38	Garon/Hiller	13,700
68	3/11	ATL	W	27-30-11	2-1	18p,20	Huselius	1-4	2-2	21-29	Garon/Hedberg	13,459
69	3/13	STL	L	27-31-11	1-5	93	Backes	0-6	2-4	25-36	Mason/Mason	16,453
70	3/15	EDM	W	28-31-11	5-3	93,11,3,20,50	Huselius	0-2	4-4	29-32	Mason/Dubnyk	13,603
71	3/19	MIN	W	29-31-11	4-2	20,10,61,61	Nash	0-3	5-5	32-20	Garon/Harding	16,419
72	3/20	at NSH	OTL	29-31-12	0-1	-	Franson	0-3	3-3	33-31	Rinne/Mason	16,363
73	3/23	at NJ	L	29-32-12	3-6	50,93,20	Zajec	0-3	3-6	22-30	Brodeur/Mason	14,202
74	3/25	CHI	W	30-32-12	8-3	22,20,20,93ps,50,17,50p,12	Voracek	1-2	4-5	32-41	Mason/Huet	14,573
75	3/27	NYI	OTL	30-32-13	3-4	18p,61,44	Bailey	1-4	0-0	37-28	Roloson/Garon	16,972
76	3/28	at CHI	W	31-32-13	4-2	17,93,22,93	Commodore	0-4	4-4	20-35	Mason/Niemi	22,043
77	3/30	TB	W	32-32-13	3-2	61,51,61p	Nash	1-6	3-4	25-18	Mason/Niittymaki	15,760
78	4/1	at DET	L	32-33-13	2-3	17,18p	Bertuzzi	1-2	2-3	22-32	Howard/Mason	19,259
79	4/3	WSH	L	32-34-13	2-3	50s,50	Green	0-3	5-6	36-27	Theodore/Mason	16,957
80	4/5	at STL	OTL	32-34-14	1-2	16p	Johnson	1-6	5-6	28-34	Mason/Garon	17,601
81	4/7	at DET	L	32-35-14	3-4	18,26,12	Cleary	0-1	3-5	24-35	Howard/Mason	20,066
82	4/9	DET	SOL	32-35-15	0-1	-	Bertuzzi	0-4	4-4	22-45	Howard/Mason	18,512+

2008-09 FINAL STATISTICS

PLAYER	POS	GP	TOI	G	A	P	+/-	PIM	PP	SH	GW	S	S%
Rick Nash	LW	78	21:09	40	39	79	11	52	6	5	5	263	15.2
Kristian Huselius	LW	74	19:31	21	35	56	1	44	5	0	2	212	9.9
Jason Williams	C	ATL	41	16:04	7	11	18	-9	8	4	0	79	8.9
		CBJ	39	15:37	12	17	29	5	16	3	0	74	16.2
		TOT	80	15:51	19	28	47	-4	24	7	0	153	12.4
R.J. Umberger	C	82	18:46	26	20	46	-10	53	9	0	2	234	11.1
Antoine Vermette	C	OTT	62	18:03	9	19	28	-12	42	2	0	141	6.4
		CBJ	17	19:29	7	6	13	5	8	1	1	33	21.2
		TOT	79	18:21	16	25	41	-7	50	3	1	174	9.2
Jakub Voracek	RW	80	12:39	9	29	38	11	44	0	0	1	101	8.9
Manny Malhotra	C	77	18:00	11	24	35	9	28	0	0	3	116	9.5
Fedor Tyutin	D	82	23:30	9	25	34	1	81	5	1	0	167	5.4
Derick Brassard	C	31	14:25	10	15	25	12	17	3	0	1	59	16.9
Fredrik Modin	LW	50	16:52	9	16	25	2	28	2	0	0	113	8
Mike Commodore	D	81	22:53	5	19	24	11	100	0	0	0	103	4.9
Jason Chimera	LW	49	16:14	8	14	22	8	41	1	0	1	115	7
Michael Peca	C	71	14:06	4	18	22	-6	58	0	0	2	74	5.4
Jan Hejda	D	82	22:22	3	18	21	23	38	0	0	1	66	4.5
Kris Russell	D	66	16:07	2	19	21	-10	28	1	0	1	86	2.3
Raffi Torres	LW	51	12:05	12	8	20	-4	23	2	0	6	74	16.2
Marc Methot	D	66	17:57	4	13	17	7	55	0	0	0	58	6.9
Jared Boll	RW	75	8:53	4	10	14	-6	180	1	0	0	73	5.5
Andrew Murray	C	67	11:16	8	3	11	-6	10	1	0	3	89	9
Rostislav Klesla	D	34	20:58	1	8	9	2	38	0	0	0	30	3.3
Jiri Novotny	C	42	13:20	4	3	7	4	14	0	1	0	56	7.1
Christian Backman	D	56	15:39	2	5	7	5	32	1	0	1	54	3.7
Derek Dorsett	RW	52	8:53	4	1	5	-1	150	0	0	1	59	6.8
Nikita Filatov	LW	8	8:07	4	0	4	3	0	0	0	1	10	40
Chris Gratton	C	TB	18	10:47	0	2	2	-3	10	0	0	16	0
		CBJ	6	9:45	0	1	1	2	2	0	0	4	0
		TOT	24	10:32	0	3	3	-1	12	0	0	20	0
Craig MacDonald	C	8	10:39	1	1	2	1	0	0	0	1	6	16.7
Ole-Kristian Tollefsen	D	19	10:20	0	1	1	-4	37	0	0	0	12	0
Alexandre Picard	LW	15	6:53	0	1	1	-1	26	0	0	0	10	0
Aaron Rome	D	8	15:28	0	1	1	1	0	0	0	0	7	0
*Clay Wilson	D	5	9:26	0	1	1	-2	0	0	0	0	9	0
Derek MacKenzie	C	1	7:15	0	0	0	-1	2	0	0	0	1	0
Maksim Mayorov	RW	3	5:44	0	0	0	0	0	0	0	0	1	0
Michael York	LW	1	13:15	0	0	0	0	0	0	0	0	1	0
TOTALS		82		220	371	591		1205	41	8	35	2370	9.3

GOALTENDERS	GP	MIN	W	L	OT	SO	GA	SA	SV	GAA	SV%
Steve Mason	61	3,664	33	20	7	10	140	1,658	1,518	2.29	.916
*Pascal Leclaire	12	674	4	6	1	0	43	324	281	3.83	.867
Fredrik Norrena	8	323	1	3	2	0	17	133	116	3.16	.872
Dan LaCosta	3	156	2	0	0	1	4	80	76	1.54	.950
Wade Dubielewicz	3	169	1	2	0	0	10	77	67	3.55	.870
TOTALS	82	4,986	41	31	10	11	214	2,272	2,058	2.58	.906

*Traded Player

2008-09 SEASON NOTES

- Completed their eighth NHL season with a 41-31-10 record (92 pts.), finishing fourth in the Central Division, seventh in the Western Conference and 16th in the NHL, setting franchise records for wins and points in a season.
- After beginning the season 3-6-0 through Oct. 27, went 38-25-10 and posted winning months in five consecutive months – Nov.: 6-4-3; Dec.: 7-6-1; Jan.: 7-5-1; Feb.: 7-4-1 and Mar.: 9-4-2.
- Compiled franchise-best records at home (25-13-3, 53 pts.) and on the road (16-18-7, 39 pts.).
- Went 13-3-2 vs. Eastern Conference teams, which was the best record among all Western Conference clubs.
- Left wing Rick Nash tallied 40-39-79 in 78 games, leading the club in goals for the fifth-straight season and points for the second year in a row and setting a club record with 24 multi-point games. He collected two hat tricks – Jan. 27 vs. Detroit and Mar. 7 at Detroit in which he became the first player to score three unassisted goals since 1948 (Montreal's Maurice Richard). He notched 1-2-3 at the All-Star Game on Jan. 25 and won the NHL Foundation Player Award for his efforts in the community.
- Goaltender Steve Mason went 33-20-7 with a 2.29 GAA, .916 SV% and 10 SO in 61 games to earn the Calder Memorial Trophy as the NHL's top rookie, Second Team NHL All-Star and All-Rookie Team honors. His 10 shutouts led the NHL, set a franchise record and were the most by a rookie since 1969-70 (Chicago's Tony Esposito, NHL record 15).
- Right wing Jakub Voracek tallied 9-29-38 (one point shy of club rookie points record), +11 in 80 games and ranked second among NHL rookies in assists, eighth-T in plus/minus and 10th in points, while center Derick Brassard was leading all NHL rookies in scoring with 10-15-25 and was +12 in 31 games when he suffered a season-ending injury at Dallas on Dec. 18.

GM	DATE	OPPONENT	RESULT	RECORD	SCORE	CBJ GOAL SCORERS	GWG	PP	PK	SF-SA	W/L GOALIE	ATTN.
1	10/10	at DAL	OTW	01-00-00	5-4	93,20,17,16,61	Nash	0-3	6-7	27-31	Leclaire/Turco	18,532
2	10/11	at PHX	L	01-01-00	1-3	16p	Mueller	1-4	5-7	29-30	Bryzgalov/Leclaire	17,125
3	10/14	at SJ	L	01-02-00	2-5	20p,5p	Marleau	2-6	1-2	33-25	Nabokov/Leclaire	17,496
4	10/17	NSH	W	02-02-00	5-3	61,28,93,61p,25p	Nash	2-4	5-5	28-30	Leclaire/Ellis	17,930
5	10/18	at NSH	L	02-03-00	3-6	25,3,61	Erat	0-4	4-4	26-30	Ellis/Norrena	13,259
6	10/21	VAN	W	03-03-00	4-2	25,20p,15,61	Dorsett	1-4	3-4	32-25	Leclaire/Luongo	12,057
7	10/24	NYR	L	03-04-00	1-3	93	Dubinsky	0-6	6-7	26-32	Lundqvist/Leclaire	14,724
8	10/25	at MIN	L	03-05-00	1-2	97	Nolan	0-2	4-4	26-23	Backstrom/Norrena	18,568
9	10/27	ANA	L	03-06-00	2-3	12s,16	Selanne	0-6	4-5	32-24	Giguere/Norrena	10,494
10	10/30	at COL	W	04-06-00	4-2	16,25,17,8	Murray	0-0	2-4	32-17	Norrena/Raycroft	14,945
11	11/1	CHI	SOL	04-06-01	3-4	18p,51s,20	Toews	1-10	2-4	51-24	Huet/Norrena	14,680
12	11/3	at NYI	OTL	04-06-02	3-4	3,18p,18	Campoli	1-7	2-2	34-29	MacDonald/Norrena	10,184
13	11/5	EDM	W	05-06-02	5-4	20p,16,18,33,27	Malhotra	1-6	4-5	38-26	Mason/Roloson	11,228
14	11/7	MTL	W	06-06-02	4-3	18,3,33,20x	Huselius	0-8	5-7	28-37	Mason/Halak	14,603
15	11/8	CGY	W	07-06-02	3-1	25,16,27	Brassard	0-7	5-6	28-23	Mason/McElhinney	14,088
16	11/12	PHX	L	07-07-02	2-5	61p,16	Porter	1-4	5-5	33-30	Bryzgalov/Mason	11,350
17	11/14	at BUF	W	08-07-02	6-1	18,19,16,27,18,61	Peca	0-2	7-8	25-37	Leclaire/Lalime	18,690
18	11/15	at MIN	SOL	08-07-03	2-3	20,61	Zidlicky	0-1	2-3	26-30	Backstrom/Mason	18,568
19	11/18	EDM	L	08-08-03	2-7	20,61p	Pouliot	1-7	1-3	39-19	Roloson/Leclaire	12,689
20	11/22	at ATL	W	09-08-03	2-0	61,18	Nash	0-3	2-2	31-15	Mason/Pavelec	15,561
21	11/26	PHX	L	09-09-03	2-3	20,25	Tikhonov	0-8	5-6	40-25	Tellqvist/Mason	14,569
22	11/28	at DET	L	09-10-03	3-5	91,51,51	Hossa	0-6	3-5	16-35	Osgood/Leclaire	20,066
23	11/29	WSH	W	10-10-03	3-0	14,61,61s	Torres	0-3	5-5	31-26	Mason/Johnson	17,448
24	12/1	VAN	W	11-10-03	3-2	33p,17,20	Huselius	1-8	2-4	29-32	Mason/Schneider	13,299
25	12/4	at SJ	L	11-11-03	2-3	61,33	Thornton	0-2	4-6	31-22	Nabokov/Mason	17,496
26	12/6	at LA	L	11-12-03	0-3	-	Simmonds	0-4	2-2	23-18	LaBarbera/Mason	15,235
27	12/7	at ANA	L	11-13-03	3-5	16p,10,33	Ryan	1-6	3-3	32-34	Giguere/Mason	16,914
28	12/11	NSH	SOW	12-13-03	2-1	22, 93x	Voracek	0-4	3-3	36-26	Mason/Ellis	13,484
29	12/13	NYI	W	13-13-03	3-1	33p,25,17	Chimera	1-2	3-3	35-25	Mason/MacDonald	15,443
30	12/14	at CHI	L	13-14-03	1-3	33	Havlat	0-1	2-3	32-31	Huet/Mason	21,379
31	12/17	SJ	OTW	14-14-03	2-1	19,18	Umberger	0-3	5-5	32-48	Mason/Nabokov	13,884
32	12/18	at DAL	SOL	14-14-04	5-6	61,16p,18,20,61	Richards	1-4	2-4	28-17	Turco/Leclaire	16,281
33	12/20	at PHX	L	14-15-04	0-2	-	Reinprecht	0-2	3-3	33-24	Bryzgalov/Mason	16,125
34	12/23	LA	L	14-16-04	0-3	-	Ivanans	0-5	3-3	24-42	Quick/Mason	15,145
35	12/27	PHI	W	15-16-04	3-0	8,17p,27	Hejda	1-6	3-3	33-20	Mason/Niittymaki	18,402+
36	12/29	at LA	W	16-16-04	2-0	10p,61	Russell	1-3	4-4	25-24	Mason/Quick	18,118
37	12/31	at ANA	W	17-16-04	2-0	11,19	MacDonald	0-4	5-5	29-27	Mason/Giguere	16,758
38	1/2	at COL	W	18-16-04	6-1	20,61ps,20,22,93,18p	Nash	1-4	6-6	30-24	Mason/Budaj	14,482
39	1/3	at STL	L	18-17-04	2-5	22,33	Tkachuk	0-5	5-9	22-27	Legace/Mason	19,150
40	1/6	at DET	L	18-18-04	0-3	-	Datsyuk	0-3	2-4	23-40	Conklin/Mason	19,717
41	1/9	at WSH	W	19-18-04	3-0	18,51p,40p	Umberger	2-7	6-6	23-45	Mason/Theodore	18,277
42	1/10	MIN	W	20-18-04	4-2	28,15,28,28	Filatov	0-2	2-3	32-23	Mason/Harding	16,605
43	1/13	COL	W	21-18-04	4-3	93,18p,20,19	Peca	1-4	3-4	27-26	Mason/Raycroft	15,343
44	1/16	NJ	L	21-19-04	1-2	27	Madden	0-3	0-1	27-28	Weekes/Mason	17,738
45	1/18	at VAN	SOW	22-19-04	6-5	27,29p,61,22,14,29x	Williams	1-2	3-4	28-30	Mason/Luongo	18,630
46	1/20	at EDM	L	22-20-04	3-4	40,3,29	Hemsky	0-2	1-2	23-22	Roloson/Mason	16,839
47	1/21	at CGY	SOL	22-20-05	4-5	18,18p,93,61s	Bertuzzi	1-5	5-6	33-31	Kiprusoff/Mason	19,289
48	1/27	DET	OTW	23-20-05	3-2	61s,61p,61	Nash	1-3	1-2	23-23	Mason/Osgood	16,348
49	1/30	OTT	W	24-20-05	1-0	93	Voracek	0-6	5-5	25-18	Mason/Auld	17,080
50	1/31	DAL	L	24-21-05	3-7	20,51p,40	Neal	1-4	3-3	38-31	Turco/Dubielewicz	18,049
51	2/3	STL	L	24-22-05	2-4	18p,51	Boyes	1-5	4-4	35-22	Mason/Mason	13,560
52	2/6	at PIT	L	24-23-05	1-4	51p	Sykora	1-5	0-1	34-25	Fleury/Dubielewicz	17,050
53	2/7	SJ	OTW	25-23-05	2-3	29,61,5	Backman	0-1	4-5	20-30	LaCosta/Nabokov	18,144+
54	2/10	COL	W	26-23-05	3-0	17,29,33	Murray	0-2	3-3	30-31	LaCosta/Budaj	14,506
55	2/13	DET	W	27-23-05	3-2	14,25,29	Williams	0-4	4-4	25-34	Mason/Osgood	18,802+
56	2/14	at CAR	W	28-23-05	5-1	22,20p,18p,27,20	Huselius	2-4	3-3	20-27	Mason/Ward	18,680
57	2/16	DAL	SOL	28-23-06	2-3	18p,18	Neal	1-6	3-3	43-22	Turco/Mason	15,006
58	2/18	STL	W	29-23-06	4-3	51p,27,61,17	Murray	1-3	4-5	21-24	Mason/Mason	14,305
59	2/19	at TOR	SOW	30-23-06	4-3	61,18,20,61x	Nash	0-2	4-5	34-35	Mason/Pogge	19,179
60	2/21	ANA	L	30-24-06	2-5	61p,20p	Perry	2-8	1-2	28-13	Giguere/Mason	18,628+
61	2/24	at CGY	L	30-25-06	1-4	18	Phaneuf	0-4	1-2	29-28	Kiprusoff/Mason	19,289
62	2/26	at EDM	W	31-25-06	1-0	14	Torres	0-4	2-2	32-19	Mason/Roloson	16,839
63	3/1	at VAN	L	31-26-06	1-3	61	Kesler	0-5	4-5	20-30	Luongo/Mason	18,630
64	3/3	LA	W	32-26-06	5-4	93,14p,27,12,27	Malhotra	1-1	2-3	25-26	Mason/Quick	15,049
65	3/5	at NSH	L	32-27-06	2-4	29,61	Sullivan	0-3	2-2	33-23	Rinne/Mason	13,064
66	3/7	at DET	W	33-27-06	8-2	14,18,29,61s,61,18,17,61	Williams	1-2	6-6	28-46	Mason/Osgood	20,066
67	3/10	BOS	W	34-27-06	2-0	14p,61	Torres	1-3	3-3	34-35	Mason/Thomas	16,675
68	3/12	PIT	SOW	35-27-06	4-3	20,29,50,20x	Huselius	0-6	3-4	28-41	Mason/Fleury	19,167+
69	3/13	at CHI	W	36-27-06	5-3	50,20,50p,14,61s	Torres	1-2	4-6	22-30	Dubielewicz/Huet	22,176
70	3/15	DET	L	36-28-06	0-4	-	Hossa	0-4	4-5	23-30	Osgood/Mason	18,685+
71	3/18	CHI	OTW	37-28-06	4-3	18,15,61,50	Vermette	0-5	6-7	28-27	Mason/Huet	15,190
72	3/21	at FLA	W	38-28-06	3-1	14,14,50	Torres	0-1	3-3	27-23	Mason/Vokoun	17,032
73	3/24	at TB	OTL	38-28-07	1-2	8	St. Louis	0-3	0-1	34-17	McKenna/Mason	14,454
74	3/26	CGY	W	39-28-07	5-0	27,29p,14,18,29p	Malhotra	2-5	7-7	36-33	Mason/Kiprusoff	16,327
75	3/28	at STL	SOL	39-28-08	3-4	50s,20,61	Perron	0-3	5-5	27-28	Mason/Mason	19,250
76	3/29	STL	L	39-29-08	2-5	51p,61	Perron	1-4	5-6	28-27	Mason/Mason	17,095
77	3/31	NSH	W	40-29-08	2-1	18,14	Torres	0-2	2-2	33-22	Mason/Rinne	14,495
78	4/4	at NSH	SOL	40-29-09	4-5	61,12,61p,29	Koistinen	1-3	6-7	23-33	Rinne/Mason	16,750
79	4/5	CHI	OTL	40-29-10	0-1	-	Versteeg	0-3	3-3	20-25	Khabibulin/Mason	15,957
80	4/8	at CHI	SOW	41-29-10	4-3	50,29,61,51x	Tyutin	0-1	2-3	22-27	Mason/Khabibulin	21,536
81	4/10	at STL	L	41-30-10	1-3	12	Tkachuk	0-0	4-6	17-25	Mason/Mason	19,250
82	4/11	MIN	L	41-31-10	3-6	61,40,15	Gaborik	0-3	5-6	28-28	Harding/Mason	19,013

2007-08 FINAL STATISTICS

PLAYER	POS	GP	TOI	G	A	P	+/-	PIM	PP	SH	GW	S	S%
Rick Nash	LW	80	20:29	38	31	69	2	95	10	4	6	329	11.6
Nikolai Zherdev	RW	82	19:22	26	35	61	-9	34	7	0	3	254	10.2
Michael Peca	C	65	18:34	8	26	34	-1	64	3	0	3	86	9.3
Ron Hainsey	D	78	22:33	8	24	32	-7	25	8	0	0	161	5.0
Jason Chimera	LW	81	17:29	14	17	31	-5	98	1	1	3	198	7.1
Manny Malhotra	C	71	16:27	11	18	29	-3	34	2	0	2	112	9.8
*Sergei Fedorov	C	50	17:27	9	19	28	-3	30	5	0	1	94	9.6
David Vyborny	RW	66	15:29	7	19	26	-8	34	2	0	0	106	6.6
Dan Fritsche	C	69	12:20	10	12	22	2	22	1	1	4	109	9.2
Jiri Novotny	C	65	17:43	8	14	22	-10	24	1	0	0	91	8.8
Rostislav Klesla	D	82	23:12	6	12	18	7	60	3	0	1	130	4.6
*Adam Foote	D	63	24:01	1	14	15	3	95	0	1	0	57	1.8
Dick Tarnstrom	D	29	19:35	1	4	5	-6	40	0	0	0	22	4.5
	CBJ	19	19:03	2	7	9	-5	12	1	0	0	22	9.1
	TOT	48	19:22	3	11	14	-11	52	1	0	0	44	6.8
Jan Hejda	D	81	21:07	0	13	13	20	61	0	0	0	71	0.0
Fredrik Modin	LW	23	16:50	6	6	12	1	20	2	0	1	41	14.6
*Curtis Glencross	LW	36	12:07	6	6	12	3	25	1	0	1	63	9.5
Andrew Murray	C	39	11:42	6	4	10	0	12	0	0	0	45	13.3
Jared Boll	RW	75	8:00	5	5	10	-4	226	0	0	3	63	7.9
Kris Russell	D	67	14:47	2	8	10	-12	14	1	0	1	90	2.2
Gilbert Brule	C	61	9:53	1	8	9	-4	24	0	0	1	74	1.4
Kris Beech	C	16	12:59	5	4	9	3	2	2	0	0	24	20.8
Joakim Lindstrom	C	25	9:26	3	4	7	0	14	2	0	1	25	12.0
Ole-Kristian Tollefsen	D	51	12:18	2	2	4	-3	111	0	1	0	21	9.5
Duvie Westcott	D	23	16:25	1	3	4	-10	30	1	0	0	27	3.7
Derek MacKenzie	C	17	7:46	2	0	2	-2	8	0	0	0	19	10.5
Pascal Leclaire	G	54	55:19	0	2	2	0	2	0	0	0	0	0.0
Aaron Rome	D	17	18:10	1	1	2	-4	33	0	0	0	15	6.7
Clay Wilson	D	7	16:55	1	1	2	3	2	0	0	0	12	8.3
Derick Brassard	C	17	9:03	1	1	2	-4	6	0	0	0	13	7.7
*Fredrik Norrena	G	37	52:58	0	1	1	0	0	0	0	0	0	0.0
Jody Shelley	LW	31	4:20	0	0	0	-2	44	0	0	0	10	0.0
Tom Sestito	LW	1	4:36	0	0	0	0	17	0	0	0	0	0.0
Adam Pineault	RW	3	11:02	0	0	0	-2	0	0	0	0	5	0.0
Alexandre Picard	LW	3	6:46	0	0	0	0	2	0	0	0	1	0.0
Marc Methot	D	9	14:13	0	0	0	-1	8	0	0	0	9	0.0
Zenon Konopka	C	3	7:54	0	0	0	0	15	0	0	0	4	0.0
Dan LaCosta	G	1	13:09	0	0	0	0	0	0	0	0	0	0.0
TOTALS		82		190	317	507		1303	53	8	31	2381	8.0

GOALTENDERS	GP	MIN	W	L	OT	SO	GA	SA	SV	GAA	SV%
Dan LaCosta	1	13	0	0	0	0	0	5	5	0.00	1.000
Pascal Leclaire	54	2,986	24	17	6	9	112	1379	1267	2.25	.919
Fredrik Norrena	37	1,960	10	19	6	2	89	856	767	2.72	.896
TOTALS	82	4,959	34	36	12	11	201	2240	2039	2.43	.910

*Traded Player

2007-08 SEASON NOTES

- Completed their seventh season in the NHL with a 34-36-12 record (80 pts.), finishing fourth in the Central Division, 13th in the Western Conference and 25th in the NHL and hitting the 80-point mark for the first time in franchise history.
- Got off to the best start in franchise history with an 8-3-2 record through its first 11 games and had a winning record every day from Oct. 23 through Apr. 2.
- Ranked eighth in the NHL in goals-against average, allowing 2.56 per game, which was the lowest in franchise history, and had the ninth-ranked penalty killing unit in the league at 83.3 percent.
- Posted a 23-18-9 record in games outside the Central Division, but were just 11-18-3 against divisional opponents.
- Left wing Rick Nash tallied 38-31-69 in 80 games, became the first player in club history to record three 30-goal seasons and led the club in goals for the fourth-straight year. He played in his third All-Star Game at Atlanta's Philips Arena on Jan. 27, set an ASG record when he scored just :12 into the game and became the 15th player to record a hat trick in ASG history.
- Goaltender Pascal Leclaire went 24-17-6 with a 2.25 GAA, .919 SV% and nine SO in 54 games, ranking second in the NHL in shutouts, seventh in goals-against average and 11th in save percentage.
- Left wing Jason Chimera set a franchise record by playing in 243 consecutive games from Oct. 9, 2005 to Apr. 5, 2008 (previous record was 194 by David Vyborny).
- Right wing David Vyborny tallied 7-19-26 in 66 games and concluded his CBJ career with 113-204-317 in 543 games, becoming the first player to appear in 500 games as a Blue Jacket.

GM	DATE	OPPONENT	RESULT	RECORD	SCORE	CBJ GOAL SCORERS	GWG	PP	PK	SF-SA	W/L GOALIE	ATTN.
1	10/5	ANA	W	01-00-00	4-0	61,91p,61p,6p	Nash	3-11	7-7	37-28	Leclaire/Bryzgalov	17,852
2	10/6	at MIN	L	01-01-00	2-3	6p,52s	Burns	1-1	4-4	21-31	Backstrom/Norrena	18,568
3	10/10	PHX	W	02-01-00	3-0	27,25,40	Malhotra	0-3	6-6	33-32	Leclaire/Aebischer	11,944
4	10/14	at COL	L	02-02-00	1-5	97	Hejduk	0-5	5-7	25-26	Budaj/Leclaire	16,153
5	10/17	DAL	SOL	02-02-01	2-3	61,12p	Jokinen	1-5	3-3	35-30	Smith/Norrena	11,820
6	10/19	at BUF	W	03-02-01	3-0	19,61p,13	Peca	1-6	5-5	29-21	Leclaire/Miller	18,690
7	10/21	VAN	L	03-03-01	1-4	61p	Biekša	1-10	5-6	36-19	Sanford/Leclaire	12,667
8	10/23	at CHI	W	04-03-01	7-4	61,12,12,91p,61,13,55a	Nash	1-4	6-6	26-28	Norrena/Khabibulin	10,884
9	10/25	STL	W	05-03-01	3-0	40,61p,12	Boll	1-3	2-2	28-36	Leclaire/Toivonen	12,786
10	10/27	SJ	W	06-03-01	2-1	49,91p	Fedorov	1-7	5-5	18-17	Leclaire/Nabokov	13,234
11	10/31	at LA	W	07-03-01	4-1	25,17,25,61s	Brule	0-5	5-6	36-34	Leclaire/LaBarbera	11,491
12	11/1	at ANA	SOL	07-03-02	1-2	13p	Schneider	1-6	6-6	20-34	Giguere/Norrena	17,174
13	11/4	STL	W	08-03-02	3-0	27,61,25	Malhotra	0-4	4-4	25-21	Leclaire/Toivonen	13,254
14	11/7	at CHI	L	08-04-02	2-5	97,73	Seabrook	0-6	2-2	26-35	Lalime/Norrena	9,717
15	11/9	at DET	L	08-05-02	1-4	61p	Holmstrom	1-7	4-6	16-36	Hasek/Leclaire	18,654
16	11/10	at NSH	SOL	08-05-03	3-4	11,27p,13	Erat	1-7	7-9	39-29	Mason/Norrena	15,947
17	11/12	NSH	L	08-06-03	1-4	9	Erat	0-1	3-3	30-31	Mason/Leclaire	12,554
18	11/14	CHI	W	09-06-03	4-2	61,91,49,25	Fritsche	0-1	3-3	21-18	Leclaire/Lalime	13,622
19	11/16	at STL	L	09-07-03	2-3	11,61	Mayers	0-6	3-3	30-23	Legace/Norrena	19,150
20	11/18	DET	SOL	09-07-04	4-5	10p,91p,61p,13	Franzen	3-5	2-4	40-35	Osgood/Leclaire	15,503
21	11/21	FLA	L	09-08-04	2-5	11p,61	Olesz	1-6	3-6	36-29	Vokoun/Leclaire	13,326
22	11/23	at MIN	W	10-08-04	4-0	19p,9p,49s,61	Peca	2-5	9-9	29-32	Leclaire/Backstrom	18,568
23	11/24	DET	SOW	11-08-04	3-2	27,12,61x	Nash	0-4	2-3	28-25	Leclaire/Osgood	17,513
24	11/26	at EDM	L	11-09-04	1-3	6p	Cogliano	1-7	3-3	37-20	Rolason/Norrena	16,839
25	11/29	at VAN	L	11-10-04	0-2	-	Ohlund	0-5	4-4	26-21	Luongo/Norrena	18,630
26	12/01	at CGY	OTW	12-10-04	4-3	13,11,24p,11	Glencross	1-3	4-5	26-36	Norrena/Kiprusoff	19,289
27	12/03	DAL	SOL	12-10-05	1-2	13	Hagman	0-5	5-5	26-34	Turco/Leclaire	12,233
28	12/05	COL	W	13-10-05	5-4	61,61,38p,13,49	Fritsche	1-3	2-3	31-36	Norrena/Budaj	12,851
29	12/08	MIN	L	13-11-05	1-2	13	Rolston	0-1	4-4	32-26	Backstrom/Leclaire	15,666
30	12/10	ANA	OTL	13-11-06	3-4	97p,24,13p	Pronger	2-9	3-6	35-28	Giguere/Leclaire	11,984
31	12/12	COL	W	14-11-06	4-1	27,40,24,91	Boll	0-2	3-3	16-16	Norrena/Theodore	13,150
32	12/15	at BOS	L	14-12-06	0-2	-	Reich	0-5	2-3	32-18	Auld/Norrena	14,058
33	12/18	CGY	L	14-13-06	1-3	11	Tanguay	0-6	5-6	37-23	Kiprusoff/Leclaire	13,181
34	12/21	LA	W	15-13-06	2-1	12,13	Zherdev	0-2	6-7	35-34	Norrena/LaBarbera	14,034
35	12/23	NSH	L	15-14-06	1-3	49	Dumont	0-4	3-4	31-32	Mason/Norrena	15,481
36	12/26	ATL	W	16-14-06	2-0	49p,40	Fritsche	1-4	2-2	28-21	Leclaire/Lehtonen	15,726
37	12/27	at NSH	L	16-15-06	3-4	24p,9p,12	Koistinen	2-6	5-6	39-32	Mason/Norrena	14,331
38	12/29	CAR	W	17-15-06	4-1	13,97p,13,24	Klesla	1-3	3-4	23-24	Leclaire/Ward	17,453
39	12/31	EDM	W	18-15-06	4-2	12,61s,61p,61	Nash	1-6	4-4	33-28	Leclaire/Rolason	16,774
40	01/02	at ANA	L	18-16-06	1-2	51	Pronger	0-5	4-5	27-34	Giguere/Leclaire	17,174
41	01/03	at LA	W	19-16-06	4-3	91,38,19,19	Peca	0-3	5-5	28-33	Norrena/LaBarbera	14,173
42	01/05	at SJ	L	19-17-06	2-3	51,91p	Rissmiller	1-3	1-1	23-19	Nabokov/Norrena	17,496
43	01/08	at STL	L	19-18-06	1-6	61	McDonald	0-2	2-3	18-31	Legace/Norrena	14,818
44	01/11	STL	W	20-18-06	6-4	61,6p,25,13,49,13p	Fritsche	2-5	5-6	37-30	Leclaire/Toivonen	15,233
45	01/12	NSH	SOW	21-18-06	2-1	97,13x	Zherdev	0-1	3-3	29-27	Leclaire/Mason	16,230
46	01/15	VAN	W	22-18-06	3-2	6p,13p,25	Chimera	2-7	2-3	21-27	Leclaire/Luongo	13,555
47	01/17	at PHX	W	23-18-06	4-3	61,97p,13,61	Nash	1-2	5-7	32-35	Leclaire/Tellqvist	11,114
48	01/19	at DAL	L	23-19-06	1-3	13p	Barnes	1-3	3-3	30-14	Smith/Norrena	17,811
49	01/20	at COL	L	23-20-06	1-3	33	Guite	0-2	3-3	27-27	Theodore/Leclaire	17,197
50	01/22	at DAL	W	24-20-06	4-2	2,51,2p,61p	Russell	2-6	6-6	30-33	Leclaire/Smith	17,087
51	01/24	at CHI	W	25-20-06	1-0	40	Boll	0-5	6-6	27-30	Leclaire/Khabibulin	16,094
52	01/29	PHX	L	25-21-06	2-4	33,25	Mueller	0-2	2-3	24-28	Bryzgalov/Leclaire	15,127
53	01/31	at NSH	L	25-22-06	2-4	13p,49	Fiddler	1-3	6-7	33-31	Mason/Leclaire	13,745
54	02/02	MIN	L	25-23-06	1-4	16	Rolston	0-4	3-3	34-20	Backstrom/Norrena	18,529
55	02/05	WSH	OTL	25-23-07	3-4	61s,25,61	Ovechkin	0-4	3-3	31-37	Johnson/Norrena	14,450
56	02/07	at PHX	W	26-23-07	2-1	25s,13p	Zherdev	1-4	6-7	33-27	Norrena/Bryzgalov	13,918
57	02/08	at SJ	OTL	26-23-08	1-2	25	Thornton	0-2	3-4	32-22	Nabokov/Norrena	17,210
58	02/10	LA	SOL	26-23-09	2-3	6p,61p	O'Sullivan	2-4	2-3	33-34	Cloutier/Leclaire	15,823
59	02/13	CHI	L	26-24-09	2-7	23p,33p	Byfuglien	2-6	3-5	26-31	Khabibulin/Norrena	14,918
60	02/15	at DET	W	27-24-09	5-1	61p,33,13,33,6p	Modin	2-5	3-4	23-21	Leclaire/Osgood	20,066
61	02/17	at STL	L	27-25-09	1-5	61s	Perron	0-4	4-7	19-28	Legace/Leclaire	19,150
62	02/19	at TOR	L	27-26-09	1-3	13	Antropov	0-4	4-5	27-25	Toskala/Leclaire	19,347
63	02/21	at OTT	SOW	28-26-09	3-2	61,91,61x	Nash	0-1	3-4	24-29	Leclaire/Emery	19,612
64	02/23	at MTL	W	29-26-09	3-0	61,51,27	Nash	0-3	6-6	22-31	Leclaire/Price	21,273
65	02/27	SJ	L	29-27-09	2-4	9,9	Roenick	0-2	3-5	19-32	Nabokov/Leclaire	16,029
66	02/29	at VAN	OTW	30-27-09	3-2	51,61,25	Chimera	0-3	4-4	33-23	Leclaire/Luongo	18,630
67	03/02	at EDM	SOL	30-27-10	3-4	61,25,23	Hemsky	0-4	5-6	38-29	Garon/Leclaire	16,839
68	03/04	at CGY	L	30-28-10	0-1	-	Conroy	0-6	4-4	39-19	Kiprusoff/Leclaire	19,289
69	03/07	EDM	OTL	30-28-11	1-2	49	Cogliano	0-4	1-2	31-17	Garon/Leclaire	14,933
70	03/09	TB	W	31-28-11	5-3	9,26,19,25p,12	Chimera	1-4	7-7	25-27	Leclaire/Smith	14,796
71	03/14	CHI	L	31-29-11	3-6	33p,49,61	Kane	1-5	1-3	32-25	Lalime/Norrena	15,699
72	03/16	DET	W	32-29-11	4-3	27,55,27,13	Zherdev	0-2	4-6	17-46	Norrena/Hasek	18,188
73	03/18	CGY	W	33-29-11	3-0	61,27,27	Nash	0-3	2-2	38-18	Norrena/Kiprusoff	14,270
74	03/19	at DET	L	33-30-11	1-3	27p	Zetterberg	1-7	4-5	23-27	Osgood/Norrena	19,061
75	03/22	DET	L	33-31-11	1-4	61	Zetterberg	0-5	3-5	12-21	Hasek/Norrena	17,681
76	03/25	at NSH	L	33-32-11	0-3	-	Hlavac	0-6	3-4	36-24	Ellis/Norrena	16,330
77	03/26	CHI	W	34-32-11	4-0	38p,4,9,19	Lindstrom	1-6	3-3	36-17	Norrena/Khabibulin	14,454
78	03/28	NSH	L	34-33-11	0-2	-	Hlavac	0-2	3-3	43-25	Ellis/Norrena	15,495
79	03/30	at CHI	SOL	34-33-12	4-5	51,19p,13,26	Kane	1-5	4-7	35-33	Khabibulin/Norrena	20,885
80	04/03	at DET	L	34-34-12	2-3	6p,44	Zetterberg	1-6	6-7	22-39	Hasek/Leclaire	19,435
81	04/05	at STL	L	34-35-12	0-3	-	Boyes	0-2	2-4	25-25	Legace/Leclaire	19,150
82	04/06	STL	L	34-36-12	1-4	19p	Boyes	1-5	4-5	36-19	Toivonen/Norrena	17,739

2006-07 FINAL STATISTICS

PLAYER	POS	GP	TOI	G	A	P	+/-	PIM	PP	SH	GW	S	S%
David Vyborny	RW	82	20:20	16	48	64	6	60	6	0	2	158	10.1
Rick Nash	LW	75	19:11	27	30	57	-8	73	9	1	5	228	11.8
Fredrik Modin	LW	79	19:06	22	20	42	-3	50	6	0	4	220	10.0
Sergei Fedorov	C	73	19:56	18	24	42	-7	56	7	2	2	163	11.0
Jason Chimera	LW	82	15:22	15	21	36	2	91	2	2	2	151	9.9
Ron Hainsey	D	80	22:53	9	25	34	-19	69	7	0	0	136	6.6
Nikolai Zherdev	RW	71	16:13	10	22	32	-19	26	3	0	2	164	6.1
Dan Fritsche	C	59	14:02	12	15	27	3	35	5	1	4	81	14.8
*Anson Carter	RW	54	14:49	10	17	27	-1	16	3	0	1	62	16.1
Manny Malhotra	C	82	14:48	9	16	25	-8	76	2	0	3	109	8.3
Anders Eriksson	D	79	20:12	0	23	23	12	46	0	0	0	78	0.0
Rostislav Klesla	D	75	22:54	9	13	22	-13	105	2	0	0	159	5.7
Gilbert Brule	C	78	10:38	9	10	19	-21	28	3	0	0	98	9.2
Alexander Svitov	C	76	13:46	7	11	18	-10	145	1	0	2	83	8.4
Adam Foote	D	59	24:44	3	9	12	-17	71	2	0	0	78	3.8
Duvie Westcott	D	23	22:08	4	6	10	-13	18	2	0	1	34	11.8
Aaron Johnson	D	61	12:43	3	7	10	-9	38	0	0	0	52	5.8
Geoff Platt	C	26	10:03	4	5	9	1	10	0	0	0	40	10.0
Ole-Kristian Tollefsen	D	70	14:13	2	3	5	2	123	1	0	0	39	5.1
Marc Methot	D	20	14:37	0	4	4	5	12	0	0	0	11	0.0
*Mark Hartigan	C	6	13:50	1	2	3	2	2	1	0	0	11	9.1
Bryan Berard	D	11	18:57	0	3	3	-4	8	0	0	0	22	0.0
Derrick Walser	D	9	12:13	2	0	2	-1	0	2	0	0	10	20.0
Jody Shelley	LW	72	4:51	1	1	2	-6	125	0	0	0	32	3.1
Jaroslav Balastik	LW	8	8:10	1	1	2	-3	4	1	0	0	6	16.7
Joakim Lindstrom	C	9	8:27	1	0	1	-3	4	0	0	0	9	11.1
*Joe Motzko	RW	7	6:26	1	0	1	0	0	0	0	0	10	10.0
Curtis Glencross	LW	ANA	2	10:43	1	0	1	-1	2	0	0	5	20.0
	CBJ	7	8:42	0	0	0	-4	0	0	0	0	3	0.0
	TOT	9	9:09	1	0	1	-5	2	0	0	0	8	12.5
Alexandre Picard	LW	23	7:49	0	1	1	-3	6	0	0	0	20	0.0
Zenon Konopka	C	6	5:00	0	0	0	-2	20	0	0	0	2	0.0
Steven Goertzen	RW	7	5:21	0	0	0	0	10	0	0	0	1	0.0
Filip Novak	D	6	9:55	0	0	0	1	2	0	0	0	3	0.0
Darcy Campbell	D	1	5:41	0	0	0	0	0	0	0	0	0	0.0
TOTALS		82		196	337	533		1337	65	6	28	2273	8.6
GOALTENDERS		GP	MIN	W	L	OT	SO	GA	SA	SV	GAA	SV%	
Tomas Popperle		2	45	0	0	0	0	1	14	13	1.33	.929	
Fredrik Norrena		55	2952	24	23	3	3	137	1420	1283	2.78	.904	
Pascal Leclaire		24	1315	6	15	2	1	65	629	564	2.97	.897	
*Ty Conklin		11	491	2	3	2	0	27	183	156	3.30	.871	
Brian Boucher	CHI	15	827	1	10	3	1	45	389	344	3.26	.884	
	CBJ	3	142	1	1	0	0	9	67	58	3.80	.866	
	TOT	18	969	2	11	3	1	54	456	402	3.34	.882	
TOTALS		82	4945	33	42	7	4	239	2313	2074	2.90	.897	

*Traded Player

2006-07 SEASON NOTES

- Completed their sixth season in the National Hockey League with a 33-42-7 record (73 pts.), finishing fourth in the Central Division, 11th in the Western Conference and 24th in the NHL.
- Posted a 27-26-5 record from Dec. 2 through the end of the season and set franchise records for road wins (15) and road points (33) in a season.
- Accumulated 1,357 penalty minutes in 82 games, averaging 16.5 PIM per game, which was the third-highest total in the NHL and the third-highest in club history (1,505/18.4 PIM in 2002-03; 1,396/17.0 in 2005-06).
- From Jan. 1, 2004 through the end of the 2006-07 season, Columbus was the best team in the NHL in games decided in overtime or a shootout. The Jackets went 29-16 and earned 74 of a possible 90 points (.822) during that time. Tampa Bay ranked second with a 29-18 mark and 76 of a possible 94 points (.809).
- Left wing Rick Nash tallied 27-30-57 with 73 PIM in 75 games to lead the club in goals for the third-straight season and become the franchise's all-time leader in that category with 116 in 283 games. He played in his second-consecutive All-Star Game on Jan. 24 at Dallas and tallied 2-2-4 to lead the Western Conference to a 12-9 win.
- Right wing David Vyborny led the club in scoring for the second-straight season with 16-48-64 in 82 games, setting career highs for assists. He became the second player in franchise history to record back-to-back 40-assist seasons (Ray Whitney, 2001-03) and was the club's all-time leader in points (291), games played (477), assists (185), shorthanded goals (7) and multi-point games (64).
- Goaltender Fredrik Norrena went 24-23-3 with a 2.78 GAA, .904 SV% and three shutouts in 55 games to become the first netminder in franchise history to finish a season with a record over .500. He made 21 saves on Dec. 2 at Edmonton and 41 saves on Dec. 5 at Colorado to post back-to-back shutouts.

GM	DATE	OPPONENT	RESULT	RECORD	SCORE	CBJ GOAL SCORERS	GWG	PP	PK	SF-SA	W/L GOALIE	ATTN.
1	10/6	VAN	OTL	00-00-01	2-3	42p,9p	D. Sedin	2-5	3-4	20-44	Luongo/Leclaire	18,136
2	10/7	at CHI	W	01-00-01	5-4	61p,40p,27p,61,10	Westcott	3-8	5-7	24-22	Leclaire/Khabibulin	17,133
3	10/9	PHX	W	02-00-01	5-1	13p,61p,13,77,10p	Nash	3-12	9-9	29-24	Leclaire/Morrison	16,298
4	10/14	at MIN	L	02-01-01	0-5	-	Rolston	0-3	5-7	24-30	Fernandez/Leclaire	18,568
5	10/20	TOR	L	02-02-01	2-4	27,16	Peca	0-7	3-4	25-27	Raycroft/Leclaire	17,303
6	10/21	at PIT	L	02-03-01	3-5	17p,33,13p	Malkin	2-11	6-9	39-34	Fleury/Norrena	14,637
7	10/23	SJ	L	02-04-01	0-3	-	Bernier	0-7	6-8	23-32	Toskala/Leclaire	16,067
8	10/27	LA	W	03-04-01	2-0	13,33	Zherdev	0-5	8-8	14-38	Leclaire/Cloutier	16,087
9	10/28	at NJ	L	03-05-01	0-1	-	Parise	0-4	5-5	22-21	Brodeur/Leclaire	14,015
10	11/1	COL	L	03-06-01	3-5	91,33p,9	Rycroft	1-9	3-4	44-22	Theodore/Leclaire	16,007
11	11/3	CGY	SOW	04-06-01	5-4	91p,10p,9p,9p,27x	Malhotra	4-9	4-5	37-32	Leclaire/McLennan	16,103
12	11/4	at DET	L	04-07-01	1-4	6p	Zetterberg	1-9	7-7	17-37	Hasek/Leclaire	20,066
13	11/9	at STL	W	05-07-01	4-2	61p,97,49s,97	Fritsche	1-5	4-5	29-26	Leclaire/Legace	9,631
14	11/10	EDM	L	05-08-01	1-4	77p	Lupul	1-5	4-4	27-29	Roloso/Norrena	16,902
15	11/12	at CHI	L	05-09-01	0-1	-	Kukkonen	0-8	3-3	28-19	Boucher/Norrena	14,078
16	11/15	NSH	L	05-10-01	4-5	25,61,61,33	Nichol	0-5	4-5	33-30	Vokoun/Lelclaire	16,283
17	11/17	COL	L	05-11-01	0-3	-	Stastny	0-4	3-4	25-28	Budaj/Norrena	16,375
18	11/18	at NSH	L	05-12-01	2-4	91p,49	Arnott	1-8	7-10	30-25	Vokoun/Leclaire	16,283
19	11/20	NSH	L	05-13-01	1-3	25	Nichol	0-2	5-6	24-23	Vokoun/Norrena	16,174
20	11/22	STL	SOL	05-13-02	3-4	13,97p,33	Guerin	1-6	2-2	32-38	Legace/Leclaire	15,279
21	11/24	at PHI	L	05-14-02	2-3	25,61p	Richards	1-6	4-5	41-22	Niittymaki/Leclaire	19,301
22	11/25	MIN	W	06-14-02	5-3	77,33,91,13,91p	Zherdev	1-5	3-4	33-22	Norrena/Fernandez	15,493
23	11/28	at VAN	L	06-15-02	0-1	-	Naslund	0-8	6-6	24-33	Luongo/Leclaire	18,630
24	12/1	at CGY	L	06-16-02	1-2	6p	Kobasew	1-5	4-4	19-31	Kiprusoff/Leclaire	19,289
25	12/2	at EDM	W	07-16-02	4-0	16,17p,77,49	Svitov	1-3	6-6	23-21	Norrena/Roloso	16,839
26	12/5	at COL	W	08-16-02	3-0	25,77,33	Chimera	0-2	4-4	21-42	Norrena/Budaj	17,339
27	12/9	at STL	W	09-16-02	5-1	33p,91,52,17,91	Fedorov	1-4	7-8	24-25	Norrena/Bacashihua	11,831
28	12/10	OTT	W	10-16-02	6-2	61p,61p,49p,6p,49p,27	Fritsche	5-11	6-7	31-33	Leclaire/Gerber	15,797
29	12/12	at DAL	W	11-16-02	3-1	9,49,25	Fritsche	0-6	7-8	23-26	Norrena/Turco	17,411
30	12/14	at PHX	SOL	11-16-03	4-5	77,61,91s,9	Comrie	0-5	7-9	25-29	Tellqvist/Norrena	11,301
31	12/16	CHI	L	11-17-03	4-6	61p,9,33p,16	Smolinski	2-5	1-2	36-24	Khabibulin/Norrena	17,288
32	12/18	DET	W	12-17-03	4-3	25s,61,91p,91	Fedorov	1-6	4-4	26-36	Norrena/Osgood	17,046
33	12/20	at DET	L	12-18-03	0-5	-	Cleary	0-6	4-6	27-25	Hasek/Norrena	20,066
34	12/22	VAN	W	13-18-03	3-2	44,77p,61	Nash	1-6	4-5	22-33	Norrena/Luongo	15,861
35	12/23	at NYI	L	13-19-03	0-4	-	Blake	0-9	9-9	26-23	DiPietro/Norrena	11,797
36	12/26	BOS	OTW	14-19-03	5-4	25,91s,9,91p,9	Vyborny	1-6	5-6	42-26	Norrena/Thomas	17,376
37	12/28	DET	L	14-20-03	4-7	6,9,49p,52p	Cleary	2-4	2-3	25-36	Osgood/Norrena	17,408
38	12/29	at MIN	OTL	14-20-04	3-4	25p,38,16	Walz	1-4	8-11	29-24	Fernandez/Conklin	18,568
39	12/31	CHI	W	15-20-04	3-1	91p,27,10	Malhotra	1-4	5-5	24-22	Norrena/Khabibulin	18,136
40	1/3	at LA	L	15-21-04	0-3	-	Camalleri	0-4	9-10	26-32	Garon/Norrena	16,451
41	1/5	at ANA	W	16-21-04	4-3	97,97,33,27	Malholtra	0-7	6-7	33-36	Norrena/Khabibulin	17,405
42	1/6	at SJ	L	16-22-04	2-5	17p,13p	Ehrhoff	2-7	5-10	19-33	Toskala/Norrena	17,496
43	1/9	STL	SOL	16-22-05	3-4	49,44,27p	Stempniak	1-5	3-4	22-24	Legace/Norrena	15,238
44	1/12	at NSH	L	16-23-05	0-2	-	Arnott	0-2	4-4	22-24	Vokoun/Norrena	14,136
45	1/13	NSH	L	16-24-05	1-4	6p	Smithson	1-8	3-3	40-17	Mason/Norrena	16,825
46	1/16	at CHI	OTW	17-24-05	5-4	91,97,37,33,25	Chimera	0-1	3-3	18-28	Conklin/Khabibulin	10,263
47	1/18	at NSH	L	17-25-05	0-4	-	Legwand	0-5	3-4	33-26	Mason/Conklin	10,927
48	1/19	DET	W	18-25-05	3-1	49,16p,52p	Svitov	2-8	6-6	27-42	Norrena/Hasek	18,136
49	1/26	BUF	W	19-25-05	3-2	61p,97,49	Fritsche	1-6	4-6	26-38	Norrena/Miller	18,136
50	1/27	MIN	W	20-25-05	3-2	97p,49p,77	Carter	2-7	8-9	22-37	Norrena/Fernandez	18,136
51	1/30	at VAN	SOW	21-25-05	3-2	77,49p,13x	Zherdev	1-2	1-3	22-37	Conklin/Luongo	18,630
52	1/31	at EDM	L	21-26-05	2-5	9p,33	Sykora	1-2	1-3	22-37	Markannen/Conklin	16,839
53	2/2	at CGY	L	21-27-05	2-6	97,25	Giordano	0-6	6-10	22-24	Kiprusoff/Conklin	19,289
54	2/6	PHX	L	21-28-05	0-3	-	Reinprecht	0-4	5-5	28-27	Joseph/Norrena	13,825
55	2/8	CGY	W	22-28-05	2-1	9,33	Modin	0-5	3-4	31-25	Norrena/McLennan	15,739
56	2/11	CHI	L	22-29-05	4-5	6p,77p,16,9	Bondra	2-4	3-4	28-28	Khabibulin/Leclaire	17,054
57	2/14	STL	L	22-30-05	2-4	61,16	Backes	0-3	3-3	22-17	Legace/Leclaire	14,295
58	2/16	SJ	W	23-30-05	3-0	33,17,91p	Modin	0-5	3-4	31-25	Norrena/Nabakov	16,045
59	2/18	MTL	L	23-31-05	2-3	13,17	Bouillon	0-4	4-4	33-28	Halak/Leclaire	16,116
60	2/20	at STL	SOL	23-31-06	4-5	9p,25,6p,61	Stempniak	2-4	5-8	31-35	Legace/Norrena	11,104
61	2/22	EDM	L	23-32-06	0-4	-	Horcoff	0-5	5-7	28-28	Roloso/Norrena	15,541
62	2/24	at NYR	W	24-32-06	3-2	91,25s,61s	Nash	0-2	4-5	25-42	Norrena/Lundqvist	18,200
63	2/25	NSH	SOL	24-32-07	3-4	33p,45,6	Radulov	1-4	3-4	19-29	Mason/Conklin	16,220
64	2/27	at COL	L	24-33-07	2-3	61,61	Rycroft	0-4	1-2	23-23	Budaj/Norrena	17,127
65	3/2	at DAL	SOW	25-33-07	3-2	27,91,25x	Chimera	0-1	2-3	24-24	Norrena/Turco	17,147
66	3/3	at PHX	W	26-33-07	4-3	61,25,33p,61	Nash	1-6	5-7	27-35	Boucher/Joseph	16,207
67	3/7	LA	OTW	27-33-07	3-2	47,9,9p	Vyborny	1-4	4-5	30-29	Norrena/Garon	15,154
68	3/9	DAL	L	27-34-07	0-3	-	Zubov	0-3	3-5	30-31	Turco/Norrena	17,284
69	3/10	at NSH	L	27-35-07	1-2	17	Legwand	0-4	4-4	29-33	Vokoun/Norrena	17,113
70	3/14	at ANA	SOW	28-35-07	5-4	33p,13,13,61,9x	Vyborny	1-7	5-5	27-38	Norrena/Giguere	17,174
71	3/16	at SJ	L	28-36-07	0-3	-	Thornton	0-4	6-6	35-24	Toskala/Norrena	17,496
72	3/17	at LA	L	28-37-07	3-5	47,61,47	Blake	0-7	8-10	34-20	Garon/Norrena	17,197
73	3/20	CHI	W	29-37-07	5-2	17,33,33,23p,55p	Modin	2-7	4-5	30-24	Norrena/Khabibulin	15,195
74	3/22	at DET	SOW	30-37-07	2-1	55,91x	Fedorov	0-6	5-5	30-36	Norrena/Osgood	20,066
75	3/25	STL	W	31-37-07	4-1	23p,27,33,47	Malhotra	1-3	7-8	26-26	Norrena/Bacashihua	16,007
76	3/27	at STL	W	32-37-07	4-1	6p,33,33,61p	Modin	2-7	4-5	30-24	Norrena/Khabibulin	15,195
77	3/29	ANA	L	32-38-07	2-5	44,91	Getzlaf	0-4	3-6	25-31	Giguere/Norrena	15,340
78	3/30	at CHI	L	32-39-07	1-3	25p	Havlat	1-6	2-2	32-25	Lalime/Boucher	14,111
79	4/1	DET	L	32-40-07	1-4	61	Holmstrom	0-6	2-3	32-25	Hasek/Norrena	17,350
80	4/3	at DET	L	32-41-07	0-3	-	Calder	0-6	6-6	35-23	Hasek/Norrena	20,066
81	4/5	DAL	OTW	33-41-07	2-1	27,61	Nash	0-3	6-6	28-20	Norrena/Smith	15,997
82	4/7	ANA	L	33-42-07	3-4	61,17,25	Getzlaf	0-4	1-3	45-25	Bryzgalov/Norrena	17,391

2005-06 FINAL STATISTICS

PLAYER	POS	GP	TOI	G	A	P	+/-	PIM	PP	SH	GW	S	S%
David Vyborny	RW	80	20:41	22	43	65	-9	50	5	2	6	145	15.2
Rick Nash	LW	54	18:15	31	23	54	5	51	11	0	4	170	18.2
Nikolai Zherdev	RW	73	17:35	27	27	54	-13	50	10	0	0	194	13.9
Sergei Fedorov	C	62	21:05	12	31	43	-1	64	3	1	2	142	8.5
	CBJ	67	21:01	12	32	44	-2	66	3	1	2	160	7.5
	TOT	75	16:57	10	23	33	-8	78	4	1	0	78	12.8
Jan Hrdina	C	44	22:39	12	20	32	-29	32	11	0	2	126	9.5
Bryan Berard	D	58	16:21	10	21	31	1	41	1	1	0	102	9.8
Manny Malhotra	C	80	12:40	17	13	30	-10	95	1	1	5	127	13.4
Jason Chimera	LW	81	16:32	10	18	28	-2	36	1	1	1	135	7.4
Trevor Letowski	RW	78	22:34	6	22	28	1	133	1	1	0	113	5.3
Duvie Westcott	D	66	12:50	12	10	22	-1	26	7	0	2	158	7.6
Jaroslav Balastik	LW	65	24:33	6	16	22	-16	89	2	2	1	67	9.0
Adam Foote	D	51	21:26	6	13	19	-4	75	2	0	1	84	7.1
Rostislav Klesla	D	55	17:47	2	15	17	13	43	1	0	0	81	2.5
Ron Hainsey	D	59	10:16	6	7	13	-14	22	0	0	0	93	6.5
Dan Fritsche	C	33	11:38	9	3	12	-1	22	3	0	1	54	16.7
Mark Hartigan	C	80	5:58	3	7	10	-4	163	0	0	1	39	7.7
Jody Shelley	LW	18	20:05	3	6	9	-1	20	0	0	0	42	7.1
Todd Marchant	C	26	14:11	2	6	8	9	23	1	0	1	28	7.1
Aaron Johnson	D	79	19:55	1	7	8	-8	30	0	0	0	33	3.0
Radoslav Suchy	D	44	15:15	1	6	7	-18	30	0	0	0	24	4.2
Luke Richardson	D	39	9:03	4	2	6	-3	58	0	0	0	38	10.5
Michael Rupp	RW	40	9:00	4	2	6	-3	58	0	0	0	39	10.3
	CBJ	15	11:12	0	5	5	-4	16	0	0	0	29	0.0
	TOT	7	13:11	2	2	4	-2	0	0	0	0	11	18.2
Geoff Platt	C	18	15:22	0	4	4	-3	20	0	0	0	26	0.0
Gilbert Brule	C	4	18:12	1	2	3	1	0	0	0	0	2	50.0
*Tyler Wright	C	27	15:04	0	3	3	-9	43	0	0	0	27	0.0
Jamie Pushor	D	11	17:16	0	2	2	-6	11	0	0	0	16	0.0
*Cale Hulse	D	33	54:39	0	1	1	0	2	0	0	0	0	0.0
*Francois Beauchemin	D	49	56:51	0	1	1	0	2	0	0	0	0	0.0
Pascal Leclaire	G	1	10:42	0	0	0	0	0	0	0	0	0	0.0
Marc Denis	G	2	10:35	0	0	0	-2	0	0	0	0	3	0.0
Peter Sarno	C	2	10:53	0	0	0	-1	0	0	0	0	7	0.0
Joe Motzko	RW	3	5:11	0	0	0	0	0	0	0	0	4	0.0
*Geoff Sanderson	LW	4	3:05	0	0	0	0	5	0	0	0	2	0.0
Joakim Lindstrom	C	5	16:18	0	0	0	-2	2	0	0	0	3	0.0
Cam Severson	LW	7	15:23	0	0	0	-1	2	0	0	0	7	0.0
Ole-Kristian Tollefsen	D	9	41:29	0	0	0	0	0	0	0	0	0	0.0
Andy Delmore	D	13	5:38	0	0	0	-4	4	0	0	0	7	0.0
Martin Prusek	G	17	9:08	0	0	0	-2	14	0	0	0	10	0.0
Ben Simon	C	39	8:31	0	0	0	-17	44	0	0	0	23	0.0
Alexandre Picard	LW												
Steven Goertzen	RW												
TOTALS		82		215	359	574		1396	64	10	27	2250	9.6

GOALTENDERS	GP	MIN	W	L	OT	SO	GA	SA	SV	GAA	SV%
Martin Prusek	9	373	3	3	0	0	20	165	145	3.22	.870
Pascal Leclaire	33	1,804	11	15	3	0	97	1,084	987	3.23	.911
Marc Denis	49	2,786	21	25	1	1	151	1,505	1,354	3.25	.900
TOTALS	82	4,963	35	43	4	1	268	2,754	2,486	3.24	.903

*Traded Player

2005-06 SEASON NOTES

- Completed their fifth season in the National Hockey League with a 35-43-4 record (74 pts.), finishing third in the Central Division, 13th in the Western Conference and 25th in the NHL.
- Set franchise records for wins, home wins (23), road wins (12) and points in a season.
- Club won a franchise record six consecutive games from Mar. 24-Apr. 3 (3-2 vs. Calgary on Mar. 24; 5-4 at Detroit on Mar. 25; 4-1 vs. San Jose on Mar. 28; 4-2 at St. Louis on Mar. 31; 5-2 vs. Chicago on Apr. 1; 3-1 at Nashville on Mar. 3).
- Scored 10 shorthanded goals, which ranked 14th-T in the NHL. The club scored six goals at home (10th-T in NHL) and four on the road (16th-T in NHL). The 10 goals are the second-most in club history (12 in 2002-03), while the six scored at home are a new club record (4 in 2002-03).
- Were 14-4 in games decided in overtime (6-1) or a shootout (8-3), leading the NHL in winning percentage (.777) and ranking second in OT/SO wins (Dallas, 15). The club was 8-0 at home, the only team in NHL without a OT/SO loss at home, while the six wins in overtime tied the club record set in 2003-04.
- The Blue Jackets were the best team in the NHL in games decided in overtime or shootouts since Jan. 1, 2004, posting a record of 20-0-9 and a winning percentage of .845.
- Completed the first half of 2005-06 with a record of 12-27-2 (26 pts.) and were 8-11-0 at home and 4-16-2 on the road. Over the second half of the season, the club posted a 23-16-2 mark (48 pts.) and was 15-7-0 at home and 8-9-2 on the road. In the second half, Columbus ranked eighth in the NHL and fifth-T in the Western Conference in wins (Detroit - 30) and 14th and eighth, respectively, in points (Detroit - 65).
- The Blue Jackets ranked third in the NHL by earning 21 points in games in which they trailed after two periods (9 wins, 3 SO losses), trailing only Dallas (27, 12-3) and Edmonton (22, 9-4). The club won nine games when trailing after two periods this season, which is more than in the club's first four seasons combined (six).
- Left wing Rick Nash tallied 31 goals and led the club in goals for the second-straight season, despite missing 28 games due to injury. He improved his plus/minus rating by 40 from 2003-04 (-35 to 5). He had 1-1-2 vs. Chicago on Apr. 15 to become the first player since 2000-01 (Mario Lemieux, 35 goals in 43 games), and just the fifth in the last 10 years, to record 30 goals in a season when playing in fewer than 60 games. Collected his first career hat trick at Detroit on Apr. 7.

GM	DATE	OPPONENT	RESULT	RECORD	SCORE	CBJ GOAL SCORERS	W/T GOAL	PP	PK	SF-SA	W/L GOALIE	ATTN.
1	10/5	at WSH	L	00-01-00	2-3	49,49	Zubrus	0-9	6-8	37-19	Kolzig/Leclaire	16,325
2	10/7	CGY	L	00-02-00	1-3	10p	Langkow	1-5	8-8	20-38	Kiprusoff/Denis	18,136
3	10/9	at CHI	W	01-02-00	3-2	25,4p,45	Shelley	1-4	7-8	27-32	Denis/Khabibulin	11,062
4	10/12	at SJ	L	01-03-00	1-4	21	Primeau	0-6	8-8	27-36	Nabokov/Denis	17,496
5	10/14	at ANA	L	01-04-00	3-4	38,4p,38p	Carney	2-9	5-6	19-36	Giguere/Leclaire	12,930
6	10/16	at LA	L	01-05-00	1-3	13	Cammalleri	0-7	7-9	20-31	LaBarbera/Denis	17,156
7	10/21	SJ	W	02-05-00	4-1	9,25p,52,25	Chimera	1-7	6-7	25-26	Denis/Toskala	15,388
8	10/22	DET	L	02-06-00	0-6	-	Williams	0-7	4-5	17-36	Legace/Denis	18,136
9	10/24	DET	L	02-07-00	2-6	4p,10	Datsyuk	1-8	6-9	33-37	Legace/Denis	16,098
10	10/26	NSH	OTW	03-07-00	3-2	10,42p,52s	Foote	1-6	10-12	34-24	Prusek/Vokoun	15,110
11	10/28	MIN	SOW	04-07-00	2-1	52,10x	Letowski	0-5	3-3	53-28	Prusek/Fernandez	15,669
12	10/29	at MIN	L	04-08-00	1-3	9p	Burns	1-9	7-8	16-24	Fernandez/Prusek	18,568
13	11/1	at EDM	L	04-09-00	1-5	97p	Hemsky	1-4	4-6	24-35	Markkanen/Denis	16,839
14	11/3	at CGY	L	04-10-00	1-2	9	Nilson	0-4	7-7	17-31	Kiprusoff/Denis	19,289
15	11/4	at VAN	L	04-11-00	3-5	13,9p,13	Carter	1-6	4-6	24-26	Auld/Denis	18,630
16	11/9	STL	W	05-11-00	3-1	9,9,26	Vyborny	0-3	8-9	23-25	Denis/Lalime	16,058
17	11/11	EDM	L	05-12-00	1-3	26	Pisani	0-5	1-1	30-21	Markkanen/Denis	18,136
18	11/13	LA	L	05-13-00	2-8	26,25	Frolov	0-4	6-8	29-28	Garon/Prusek	16,174
19	11/16	STL	L	05-14-00	0-2	-	Stempniak	0-5	5-5	36-16	Sanford/Denis	15,802
20	11/18	at DAL	L	05-15-00	3-6	4p,4p,15	Lehtinen	2-7	5-8	18-29	Turco/Prusek	18,532
21	11/20	at PHX	L	05-16-00	1-5	17	Nagy	0-6	7-9	24-33	Leclaire/Denis	13,953
22	11/23	NSH	L	05-17-00	2-4	13,27p	Legwand	1-6	7-8	37-41	Mason/Leclaire	15,833
23	11/25	COL	L	05-18-00	0-5	-	Svatos	0-1	2-4	35-34	Aebischer/Leclaire	18,136
24	11/26	at STL	W	06-18-00	4-3	27,22,17,47p	Johnson	1-3	4-5	19-34	Prusek/Sanford	15,002
25	11/30	at MIN	SOW	07-18-00	3-2	10,15,40x	Balastik	0-4	3-4	31-34	Leclaire/Roloson	18,568
26	12/1	at STL	L	07-19-00	1-4	40p	Wideman	1-8	8-11	26-44	Lalime/Leclaire	12,307
27	12/8	NYI	SOW	08-19-00	4-3	13p,52p,91p,9x	Vyborny	3-7	8-10	27-40	Leclaire/DiPietro	15,728
28	12/9	at ATL	L	08-20-00	2-5	40p,13	Petrovicky	1-5	5-6	28-31	Garnett/Leclaire	14,260
29	12/11	NJ	OTW	09-20-00	3-2	13,13p,4	Berard	1-5	7-7	39-30	Denis/Brodeur	17,157
30	12/13	PHI	L	09-21-00	1-3	38p	Forsberg	1-8	5-5	24-31	Esche/Denis	16,263
31	12/15	at CAR	L	09-22-00	1-2	20	Brind'Amour	0-4	6-7	26-32	Gerber/Leclaire	11,069
32	12/17	at NSH	L	09-23-00	3-7	61p,38s,9	Sullivan	1-4	8-9	26-32	Vokoun/Denis	16,020
33	12/20	at DET	SOL	09-23-01	3-4	61,15p,13	Williams	1-5	7-7	33-38	Osgood/Leclaire	20,066
34	12/21	DAL	L	09-24-01	3-5	40,61,20	Barnes	0-8	6-7	26-35	Hedberg/Leclaire	16,859
35	12/23	NSH	L	09-25-01	4-5	40p,15,40p,25s	Hall	2-10	4-7	39-22	Vokoun/Denis	16,330
36	12/26	CHI	OTW	10-25-01	4-3	97p,52s,13,40	Balastik	1-8	7-8	32-45	Denis/Khabibulin	17,441
37	12/28	ANA	W	11-25-01	1-0	25	Chimera	0-10	4-4	42-40	Denis/Giguere	17,387
38	12/30	at CHI	W	12-25-01	3-2	49,13,61	Nash	0-3	4-5	21-43	Denis/Anderson	13,229
39	12/31	at DET	L	12-26-01	2-5	61,25	Samuelsson	0-5	4-6	15-43	Osgood/Denis	20,066
40	1/5	at SJ	L	12-27-01	3-6	61p,20,61p	Stevenson	2-4	3-5	31-39	Toskala/Denis	15,275
41	1/7	at COL	SOL	12-27-02	2-3	91,61	Tanguay	0-2	5-7	21-48	Aebischer/Leclaire	18,007
42	1/8	at PHX	W	13-27-02	5-2	97,61,4p,4p,4p	Berard	3-4	8-9	15-34	Denis/Joseph	14,436
43	1/11	PIT	W	14-27-02	6-1	61,9,13p,40p,40,91	Vyborny	2-6	8-8	32-29	Leclaire/Sabourin	18,136
44	1/13	at TB	L	14-28-02	2-4	13p,9	St. Louis	1-3	6-6	24-39	Burke/Denis	20,425
45	1/14	at FLA	OTW	15-28-02	5-4	61,9,91,25,9p	Vyborny	1-8	6-7	23-52	Leclaire/Luongo	17,991
46	1/16	NYR	W	16-28-02	4-3	25,9p,45,61	Nash	1-3	1-1	32-36	Denis/Weekes	16,355
47	1/18	DET	L	16-29-02	0-4	-	Holmstrom	0-7	5-7	26-41	Osgood/Leclaire	17,089
48	1/20	STL	SOW	17-29-02	4-3	13p,9s,38,61x	Nash	1-4	7-7	35-44	Denis/Sanford	17,268
49	1/21	at NSH	L	17-30-02	2-7	10s,4p	Perrault	1-4	4-7	29-48	Vokoun/Leclaire	15,416
50	1/24	VAN	W	18-30-02	6-5	25,38p,13p,4p,38p,10	Letowski	4-9	4-6	43-33	Denis/Auld	16,192
51	1/27	MIN	W	19-30-02	4-3	6,4p,61,91	Fedorov	1-9	4-6	25-28	Leclaire/Roloson	17,153
52	1/28	NSH	W	20-30-02	4-3	9,61p,15s,9	Vyborny	1-3	6-9	24-27	Denis/Vokoun	18,136
53	2/1	at CGY	SOW	21-30-02	2-1	13p,40x	Balastik	1-5	2-2	20-37	Denis/Kiprusoff	19,289
54	2/2	at EDM	SOW	22-30-02	2-1	13,25x	Chimera	0-4	6-6	19-28	Denis/Markkanen	16,839
55	2/6	at VAN	L	22-31-02	4-7	61,13p,97,61p	Sedin	2-9	6-11	33-38	Auld/Denis	18,630
56	2/8	LA	W	23-31-02	7-4	10,10,40p,25,9p,91,25	Vyborny	2-5	3-3	36-27	Denis/Garon	16,162
57	2/10	COL	L	23-32-02	1-4	38	Svatos	0-2	1-3	29-27	Budaj/Denis	18,136
58	2/11	at NSH	L	23-33-02	2-5	61,13	Upshall	0-4	4-6	25-36	Vokoun/Denis	17,113
59	3/2	at COL	L	23-34-02	0-1	-	Clark	0-6	6-7	24-40	Aebischer/Leclaire	18,007
60	3/4	at LA	L	23-35-02	2-3	13,13	Cammalleri	0-6	6-7	26-35	Garon/Denis	17,238
61	3/5	at ANA	SOW	24-35-02	3-2	40p,13p,61x	Nash	2-9	5-6	34-45	Leclaire/Giguere	16,124
62	3/7	CHI	L	24-36-02	1-3	27	Sharp	0-4	4-4	28-44	Anderson/Denis	16,137
63	3/9	PHX	W	25-36-02	5-4	61p,38,13,20,25	Chimera	1-7	4-5	30-33	Leclaire/Joseph	17,066
64	3/11	EDM	OTW	26-36-02	4-3	10,91,13,97	Klesla	0-6	4-6	31-27	Denis/Roloson	18,136
65	3/13	at STL	OTL	26-36-03	2-3	61,25	Backman	0-4	5-7	30-31	Lalime/Leclaire	12,130
66	3/15	at CHI	L	26-37-03	2-3	45,61p	Calder	1-5	3-3	35-29	Khabibulin/Denis	10,130
67	3/17	VAN	L	26-38-03	2-3	6p,27	Morrison	1-6	3-5	24-33	Auld/Leclaire	16,163
68	3/19	ANA	L	26-39-03	3-4	13p,49,61	Lupul	1-9	5-6	28-29	Giguere/Denis	16,519
69	3/21	PHX	L	26-40-03	2-5	52p,91	Doan	1-4	4-5	33-36	Joseph/Leclaire	15,581
70	3/24	CGY	W	27-40-03	3-2	27,13,25	Chimera	0-7	7-8	28-28	Denis/Kiprusoff	17,041
71	3/25	at DET	SOW	28-40-03	5-4	97,9,61,27,40x	Balastik	0-2	3-3	27-44	Leclaire/Osgood	20,006
72	3/28	SJ	W	29-40-03	4-1	61,61p,42,27	Nash	1-2	5-5	23-29	Denis/Toskala	16,094
73	3/31	at STL	W	30-40-03	4-2	40,25,61,61p	Nash	1-4	6-6	20-30	Leclaire/Lalime	14,101
74	4/1	CHI	W	31-40-03	5-2	13,42,40,42p,9s	Balastik	1-7	6-7	24-29	Denis/Anderson	17,394
75	4/3	at NSH	W	32-40-03	3-1	27s,25,42	Chimera	0-8	9-10	28-37	Leclaire/Mason	12,073
76	4/7	at DET	SOL	32-40-04	5-6	61p,42,49,61,61	Holmstrom	1-3	2-3	23-36	Legace/Denis	20,066
77	4/8	DET	L	32-41-04	2-4	38,27	Williams	0-2	4-4	29-30	Osgood/Leclaire	18,136
78	4/11	at DAL	L	32-42-04	2-3	15,91	Svoboda	0-4	5-7	17-26	Turco/Denis	18,543
79	4/13	STL	W	33-42-04	4-1	91p,42,47,27	Hartigan	1-7	5-5	31-27	Leclaire/Bacashihua	16,262
80	4/15	CHI	W	34-42-04	5-2	49,42,9,9,61	Vyborny	0-4	2-2	29-36	Denis/Khabibulin	16,555
81	4/16	at CHI	L	34-43-04	3-4	9,61p,91s	Calder	1-5	9-11	16-41	Anderson/Leclaire	10,733
82	4/18	DAL	W	35-43-04	5-4	9,10,5,42p,91p	Fedorov	2-5	4-5	31-36	Denis/Hedberg	17,103

2003-04 FINAL STATISTICS

PLAYER	POS	GP	TOI	G	A	PTS	+/-	PIM	PP	SH	GW	GT	S	S%
Rick Nash	LW	80	17:37	41	16	57	-35	87	19	0	7	2	269	15.2
David Vyborny	RW	82	20:22	22	31	53	-26	40	8	4	2	0	158	13.9
Nikolai Zherdev	LW	57	16:10	13	21	34	-11	54	5	0	1	0	137	9.5
Todd Marchant	C	77	20:38	9	25	34	-17	34	4	0	2	0	163	5.5
Trevor Letowski	RW	73	16:19	15	17	32	-12	16	4	0	1	0	126	11.9
*Geoff Sanderson	LW	67	16:20	13	16	29	-9	34	5	0	1	0	191	6.8
Anders Eriksson	D	66	20:42	7	20	27	-6	18	2	0	1	1	84	8.3
Andrew Cassels	C	58	19:17	6	20	26	-24	26	2	0	0	1	91	6.6
Manny Malhotra	C	CBJ	56	14:47	12	13	25	-5	24	1	0	2	103	11.7
		TOT	65	13:48	12	13	25	-7	28	1	0	2	107	11.2
Brian Holzinger	C	CBJ	13	15:17	1	0	1	-4	2	0	0	0	14	7.1
		TOT	74	16:33	7	15	22	-31	40	1	1	0	96	7.3
Jaroslav Spacek	D	58	23:26	5	17	22	-13	45	2	1	2	0	108	4.6
Tyler Wright	C	68	14:34	9	9	18	-19	63	2	0	3	0	109	8.3
Darryl Sydor	D	49	21:54	2	13	15	-19	26	1	0	0	0	80	2.5
Rostislav Klesla	D	47	18:19	2	11	13	-16	27	0	1	1	0	74	2.7
Alexander Svitov	C	CBJ	29	12:39	2	6	8	-8	16	0	0	0	36	5.6
		TOT	40	11:43	2	9	11	-8	20	0	0	0	52	3.8
*Lasse Pirjeta	C	57	10:46	2	8	10	-6	20	0	0	0	0	78	2.6
Derrick Walser	D	27	18:23	1	8	9	-6	22	1	0	0	0	35	2.9
Aaron Johnson	D	29	15:01	2	6	8	-2	32	0	0	1	0	33	6.1
Duvie Westcott	D	34	21:10	0	7	7	-15	39	0	0	0	0	43	0
Jody Shelley	LW	76	7:14	3	3	6	-10	228	1	0	0	0	62	4.8
Luke Richardson	D	64	20:07	1	5	6	-11	48	0	0	1	0	34	2.9
Mark Hartigan	C	9	16:18	1	3	4	-2	6	1	0	0	0	15	6.7
Espen Knutsen	C	14	15:27	0	4	4	-5	2	0	0	0	0	11	0
Scott Lachance	D	77	18:58	0	4	4	-23	44	0	0	0	0	35	0
David Ling	RW	50	7:45	1	2	3	-3	98	0	0	0	0	45	2.2
Tim Jackman	RW	19	9:55	1	2	3	-7	16	0	0	0	0	18	5.6
Kent McDonell	RW	29	10:17	1	2	3	-7	36	0	0	0	0	23	4.3
Andrej Nedorost	LW	9	13:02	2	0	2	0	6	0	0	0	0	16	12.5
Brad Moran	C	2	10:03	1	1	2	-1	2	0	0	0	0	4	25
*Todd Rohloff	D	24	19:14	0	2	2	-12	8	0	0	0	0	16	0.0
Marc Denis	G	66	58:16	0	2	2	0	10	0	0	0	0	0	0
Donald MacLean	C	4	11:41	1	0	1	-1	0	0	0	0	0	10	10
Dan Fritsche	C	19	8:24	1	0	1	-5	12	0	0	0	0	19	5.3
Jeremy Reich	C	9	7:38	0	1	1	-3	20	0	0	0	0	3	0
Darrel Scoville	D	8	19:14	0	1	1	-4	6	0	0	0	0	5	0
Zenith Komarniski	D	2	14:48	0	0	0	0	0	0	0	0	0	1	0
Mike Pandolfo	LW	3	8:18	0	0	0	-2	0	0	0	0	0	3	0
Greg Mauldin	C	6	8:47	0	0	0	-2	4	0	0	0	0	6	0
Joe Motzko	RW	2	7:15	0	0	0	0	0	0	0	0	0	1	0
*Jamie Pushor	D	7	13:12	0	0	0	-2	2	0	0	0	0	6	0.0
*J-L Grand-Pierre	RW	16	7:25	0	0	0	-3	12	0	0	0	0	15	0.0
Fred Brathwaite	G	21	50:01	0	0	0	0	2	0	0	0	0	0	0
Pascal Leclaire	G	2	59:45	0	0	0	0	0	0	0	0	0	0	0
TOTALS		82		198	333	531		1275	60	6	28	4	2535	7.8
GOALTENDERS														
		GP	MIN	W	L	OT	SO	GA	SA	SV	GAA	SV%		
Marc Denis		66	3,796	21	36	7	5	162	1,808	1,646	2.56	.918		
Fred Brathwaite		21	1,050	4	11	1	0	59	515	456	3.37	.897		
Pascal Leclaire		2	119	0	2	0	0	7	62	55	3.53	.899		
TOTALS		89	4,965	25	49	8	5	228	2,385	2,157	2.76	.913		

*Traded Player

2003-04 SEASON NOTES

- Posted a 25-45-8-4 record (62 pts.) in their fourth NHL season, finishing fourth in the Central Division, 14th in the Western Conference and 27th in the NHL under head coaches Doug MacLean and Gerard Gallant. Gallant took over as interim head coach on Jan. 1 and led the club to a 16-24-4-1 record, including a season-high and club record-tying four consecutive wins from Mar. 21-27.
- The Blue Jackets successfully killed off 287-of-337 opponent power plays for an 85.2 percent penalty killing percentage, which ranked ninth in the NHL and was the second-highest in club history. Columbus killed off 134-of-152 at home (88.2 pct./4th in NHL) and 153-of-185 on the road (82.7 pct./17th in NHL). The club finished the season by killing off 68-of-73 (93.2 pct.) over the final 17 games.
- The Blue Jackets dressed 12 different players who were born in the 1980s with those players accounting for 43.5 percent of the club's goals (77-of-177). Columbus dressed all four of its first round draft picks – D Rostislav Klesla (2000), G Pascal Leclaire (2001), LW Rick Nash (2002) and RW Nikolai Zherdev (2003) – for the first time vs. San Jose on Dec. 31 and all four played in their first game together at Phoenix on Feb. 20.
- Left wing Rick Nash won the Rocket Richard trophy as the NHL's leading goal scorer (41 – tied with Atlanta's Ilya Kovalchuk and Calgary's Jarome Iginla), becoming the youngest player in NHL history to lead the league in goal scoring. The 19-year-old finished the season with 41-16-57 in 80 games and also led the NHL with a team-record 19 power play goals. He was the first teenager to play in the All-Star Game since Quebec's Owen Nolan (19 years, 340 days) and Pittsburgh's Jaromir Jagr (19 years, 337 days) in 1992.
- Right wing Nikolai Zherdev made his Blue Jackets debut on Dec. 2 and went on to tally 13-21-34 and 54 PIM in 57 games. He ranked in the top 10 among NHL rookies in points per game (3rd, 0.60), assists (5th), points (T-6th), power play goals (sixth-T), shots (sixth-T, 137) and goals (ninth-T) and had 1-1-2 in the YoungStars Game as part of the NHL's All-Star Weekend.
- Right wing David Vyborny led the club with four shorthanded goals, which tied for fourth in the NHL and established a new club record (Mike Sillinger – 3, 2002-03). He set career marks to finish second on the club in goals and points with 22-31-53 in 82 games. He led the club in assists and was the only player to compete in every game, extending his consecutive games played streak to 162. He notched his first career hat trick on Nov. 7 vs. Atlanta, tied a team record with five points (1-4-5) on Feb. 28 vs. Colorado and was named the NHL Player of Week (Feb. 23-29).

GM	DATE	OPPONENT	RESULT	RECORD	SCORE	CBJ GOAL SCORERS	W/T GOAL	PP	PK	SF-SA	W-L GOALIE	ATTN.
1	10/9	at ATL	L	0-1-0-0	1-2	38	Tamer	0-6	7-8	27-27	Nurminen/Denis	17,918
2	10/11	NYR	W	1-1-0-0	5-0	10,9p,20,61p,5p	Letowski	3-11	3-3	36-25	Denis/Markkanen	18,136
3	10/13	VAN	W	2-1-0-0	3-2	9p,26,61	Nash	1-4	4-4	26-29	Denis/Cloutier	16,580
4	10/16	CHI	W	3-1-0-0	2-1	61p,26p	Marchant	2-7	3-3	36-31	Denis/Thibault	16,158
5	10/18	at NSH	L	3-2-0-0	2-3	32,9p	G. Johnson	1-5	4-4	28-33	Vokoun/Brathwaite	10,499
6	10/22	at DET	L	3-3-0-0	1-4	61	Datsyuk	0-5	1-2	19-28	Legace/Denis	20,066
7	10/23	TB	L	3-4-0-0	0-1	-	Lecavalier	0-4	2-2	20-28	Grahame/Denis	16,542
8	10/25	DAL	L	3-5-0-0	2-3	61p,38	Dimaio	1-8	1-1	27-34	Turco/Denis	18,136
9	10/28	at VAN	L	3-6-0-0	3-6	9,5,61	Chubarov	0-5	1-2	19-28	Hedberg/Brathwaite	18,630
10	10/30	at EDM	OTL	3-6-0-1	3-4	61,9s,61p	Isbister	1-4	5-5	22-41	Salo/Denis	15,946
11	11/1	at CGY	L	3-7-0-1	0-3	-	Leopold	0-5	2-3	15-34	McLennan/Denis	14,539
12	11/7	ATL	W	4-7-0-1	4-2	9,8,9,9s	Vyborny	0-6	4-5	23-14	Denis/Dafoe	16,827
13	11/9	CGY	W	5-7-0-1	4-3	45p,45,25p,8p	Sanderson	3-8	5-5	28-45	Denis/Sabourin	17,957
14	11/11	at MTL	T	5-7-1-1	1-1	61p	Nash	1-3	5-5	36-31	Denis/Garon	18,765
15	11/13	at OTT	L	5-8-1-1	2-5	10p,9s	Hossa	1-9	7-12	17-35	Lalime/Brathwaite	15,297
16	11/14	BOS	L	5-9-1-1	0-4	-	McGillis	0-3	1-2	24-27	Potvin/Denis	18,136
17	11/16	PHX	T	5-9-2-1	2-2	61p,25	Cassels	1-4	3-4	27-31	Denis/Burke	16,631
18	11/19	at DET	L	5-10-2-1	1-5	8p	Hull	1-3	4-5	38-42	Legace/Denis	20,066
19	11/20	DET	W	6-10-2-1	3-0	61,25,49	Nash	0-3	3-3	24-25	Denis/Legace	18,136
20	11/22	NYI	W	7-10-2-1	2-1	61,26	Marchant	0-5	6-6	29-25	Brathwaite/Dipietro	16,578
21	11/25	EDM	T	7-10-3-1	3-3	27,8p,10p	Dvorak	2-5	4-4	34-34	Denis/Conklin	16,465
22	11/26	at NSH	L	7-11-3-1	2-4	61,27	Orszagh	0-3	7-8	28-33	Vokoun/Denis	10,185
23	11/29	WSH	L	7-12-3-1	3-5	61,28,61p	Bondra	1-4	1-2	28-24	Kolzig/Denis	17,158
24	12/2	ANA	W	8-12-3-1	2-1	9p,61p	Nash	2-6	3-3	32-31	Denis/Gerber	16,525
25	12/4	NSH	L	8-13-3-1	2-4	13,61	G. Johnson	0-3	4-4	39-24	Vokoun/Denis	16,166
26	12/6	at COL	L	8-14-3-1	1-5	61	Sakic	0-6	1-4	36-38	Sauve/Denis	18,007
27	12/10	PHI	T	8-14-4-1	1-1	27	Kapanen	0-2	5-5	20-41	Brathwaite/Boucher	17,063
28	12/12	STL	OTL	8-14-4-2	2-3	25,61p	Weight	1-6	1-2	32-33	Johnson/Brathwaite	17,892
29	12/13	at PIT	L	8-15-4-2	3-5	23p,13,10	Holzinger	1-4	3-5	26-25	Caron/Brathwaite	11,989
30	12/16	at STL	OTL	8-15-4-3	1-2	25p	Tkachuk	1-4	3-4	27-37	Osgood/Denis	16,091
31	12/19	CGY	L	8-16-4-3	1-2	61	Lombardi	0-13	6-6	34-21	Kiprusoff/Denis	16,561
32	12/20	at MIN	L	8-17-4-3	2-5	8,10	Zyuzin	0-5	1-1	29-35	Roloson/Denis	18,568
33	12/23	PHX	L	8-18-4-3	1-2	61	Tanabe	0-5	1-2	28-26	Burke/Brathwaite	16,993
34	12/26	at CHI	W	9-18-4-3	4-1	9,27,61,9	Malhotra	0-2	2-2	33-31	Brathwaite/Leighton	13,517
35	12/27	DAL	L	9-19-4-3	3-4	13,61,20	Matvichuk	0-3	2-3	24-18	Turco/Denis	17,419
36	12/29	STL	L	9-20-4-3	2-3	8p,26p	R. Johnson	2-6	4-5	25-34	Johnson/Denis	17,715
37	12/31	SJ	L	9-21-4-3	0-1	-	McCauley	0-4	3-3	26-29	Nabokov/Denis	18,136
38	1/2	at TB	W	10-21-4-3	2-0	44,27	Klesla	0-1	1-1	15-37	Denis/Grahame	13,609
39	1/3	at FLA	L	10-22-4-3	0-1	-	Weiss	0-4	3-3	42-34	Luongo/Denis	15,874
40	1/6	at COL	L	10-23-4-3	0-6	-	Blake	0-7	1-2	35-36	Aebischer/Brathwaite	18,007
41	1/8	at SJ	OTW	11-23-4-3	3-2	28,42p,61p	Nash	2-6	3-3	25-36	Denis/Nabokov	14,549
42	1/10	at LA	T	11-23-5-3	2-2	2p,26	Klatt	1-3	0-2	33-32	Denis/Cechmanek	18,118
43	1/11	at ANA	T	11-23-6-3	2-2	13,61	Nash	0-5	7-7	37-43	Gerber/Denis	15,559
44	1/15	at STL	L	11-24-6-3	3-5	13p,26,8	Boguniecki	1-5	2-4	26-26	Divis/Denis	17,709
45	1/16	LA	OTW	12-24-6-3	3-2	8,61p,61	Nash	1-6	1-1	31-24	Denis/Cechmanek	17,238
46	1/18	EDM	T	12-24-7-3	4-4	9,28,13p,61p	Brewer	2-7	3-4	38-30	Denis/Conklin	18,136
47	1/21	STL	W	13-24-7-3	3-1	26p,27,27	Malhotra	1-6	5-5	30-28	Denis/Osgood	16,242
48	1/22	at CHI	L	13-25-7-3	0-7	-	Moen	0-2	4-5	30-39	Anderson/Brathwaite	11,347
49	1/24	CHI	W	14-25-7-3	4-3	61p,27,61p,28	Wright	2-13	4-5	34-23	Denis/Anderson	18,136
50	1/27	NJ	L	14-26-7-3	3-4	61p,28,41	Gionta	1-5	2-3	31-39	Brodeur/Denis	18,136
51	1/29	NSH	L	14-27-7-3	4-6	8p,10,10p,28p	Walker	3-6	3-6	31-31	Vokoun/Brathwaite	16,335
52	1/31	MIN	OTW	15-27-7-3	2-1	9p,2	Eriksson	1-3	5-5	29-32	Denis/Roloson	18,136
53	2/2	at PHX	T	15-27-8-3	3-3	2,9s,2	Eriksson	0-4	6-6	29-32	Denis/Boucher	12,291
54	2/4	at DAL	L	15-28-8-3	0-1	-	Arnott	0-4	4-4	18-29	Turco/Denis	18,012
55	2/11	LA	OTW	16-28-8-3	3-2	3p,47,9	Vyborny	1-6	1-1	34-32	Denis/Cechmanek	16,221
56	2/12	at TOR	L	16-29-8-3	1-4	26	Roberts	0-3	3-5	19-28	Belfour/Denis	19,356
57	2/14	SJ	OTL	16-29-8-4	1-2	8	Sturm	0-4	4-4	24-50	Nabokov/Denis	18,136
58	2/16	NSH	W	17-29-8-4	4-2	27,27p,3s,17	Spacek	1-5	4-4	23-34	Denis/Vokoun	17,340
59	2/18	at ANA	L	17-30-8-4	1-3	8	Prospal	0-5	5-5	20-34	Giguere/Denis	12,898
60	2/20	at PHX	L	17-31-8-4	2-3	10,3	Langkow	0-6	5-6	28-31	Pelletier/Lecaire	14,327
61	2/21	at LAK	L	17-32-8-4	3-4	45,61,61	Laperriere	0-4	5-6	21-42	Huet/Denis	18,118
62	2/23	at SJ	L	17-33-8-4	2-4	44,2	Cheechoo	0-3	4-5	26-38	Nabokov/Lecaire	14,886
63	2/25	CHI	L	17-34-8-4	3-4	9,2,28p	Calder	1-5	4-4	42-28	Anderson/Denis	17,220
64	2/27	at CHI	W	18-34-8-4	4-3	46,9p,8,22	Richardson	1-5	4-6	29-36	Brathwaite/Leighton	12,477
65	2/28	COL	OTW	19-34-8-4	5-4	9p,8,13p,27,3p	Spacek	3-7	4-5	44-36	Denis/Sauve	18,136
66	3/2	at CAR	W	20-34-8-4	3-0	61p,10,27	Nash	1-4	4-4	17-25	Denis/Weekes	9,839
67	3/3	at DAL	L	20-35-8-4	2-4	61p,61p	Guerin	2-3	3-3	17-36	Tugnut/Denis	18,008
68	3/6	VAN	L	20-36-8-4	0-4	-	Ohlund	0-6	2-2	32-24	Hedberg/Denis	18,136
69	3/8	CAR	L	20-37-8-4	1-4	61p	Cole	1-5	3-4	28-38	Irbe/Brathwaite	16,411
70	3/11	DET	L	20-38-8-4	2-4	10,13	Hull	0-5	4-4	33-35	Joseph/Denis	18,136
71	3/13	at STL	L	20-39-8-4	3-5	16,10,10	Tkachuk	0-3	3-5	22-32	Osgood/Denis	19,661
72	3/14	at MIN	L	20-40-8-4	2-3	9p,10p	Daigle	2-2	6-6	21-30	Fernandez/Denis	18,568
73	3/16	at EDM	L	20-41-8-4	2-3	16,25	Moreau	0-4	3-3	23-27	Conklin/Denis	16,839
74	3/18	at CGY	L	20-42-8-4	0-2	-	Lombardi	0-7	4-4	23-35	Kiprusoff/Denis	17,479
75	3/21	at VAN	W	21-42-8-4	5-4	19,61,13,26p,13	Zherdev	1-3	6-6	23-31	Denis/Hedberg	18,630
76	3/24	MIN	W	22-42-8-4	2-0	47,61	A. Johnson	0-2	8-8	23-20	Denis/Roloson	17,732
77	3/26	ANA	W	23-42-8-4	3-1	9,28,13	Wright	0-4	4-5	29-44	Brathwaite/Gerber	18,136
78	3/27	at NSH	OTW	24-42-8-4	3-2	61,13p,28	Wright	1-5	7-7	32-37	Denis/Vokoun	17,113
79	3/29	at BUF	L	24-43-8-4	0-6	-	Kalinin	0-5	3-3	23-39	Biron/Brathwaite	15,263
80	3/31	DET	L	24-44-8-4	2-3	10,36	Lang	0-7	1-1	32-30	Legace/Denis	18,136
81	4/2	COL	L	24-45-8-4	2-4	13p,3	Svatos	1-5	3-4	39-40	Aebischer/Denis	18,136
82	4/3	at DET	W	25-45-8-4	4-1	2p,61,10,9	Nash	1-2	4-4	17-33	Denis/Legace	20,066

2002-03 FINAL STATISTICS

PLAYER	POS	GP	TOI	G	A	PTS	+/-	PIM	PP	SH	GW	GT	S	S%
Ray Whitney	LW	81	21:00	24	52	76	-26	22	8	2	2	1	235	10.2
Andrew Cassels	C	79	19:51	20	48	68	-4	30	9	1	5	0	113	17.7
Geoff Sanderson	LW	82	18:43	34	33	67	-4	34	15	2	2	0	286	11.9
David Vyborny	RW	79	16:20	20	26	46	12	16	4	1	4	0	125	16.0
Jaroslav Spacek	D	81	24:47	9	36	45	-23	70	5	0	1	0	166	5.4
Mike Sillinger	C	75	19:08	18	25	43	-21	52	9	3	3	0	128	14.1
Rick Nash	LW	74	13:56	17	22	39	-27	78	6	0	2	0	154	11.0
Tyler Wright	C	70	16:07	19	11	30	-25	113	3	2	3	0	108	17.6
*Grant Marshall	RW	66	13:56	8	20	28	-8	71	3	0	2	0	96	8.3
Lasse Pirjeta	LW	51	11:28	11	10	21	-4	12	2	0	2	0	80	13.8
Derrick Walser	D	53	14:51	4	13	17	-9	34	3	0	2	0	86	4.7
Rostislav Klesla	D	72	18:45	2	14	16	-22	71	0	0	0	0	89	2.2
Sean Pronger	C	78	11:31	7	6	13	-26	72	1	0	0	0	67	10.4
Luke Richardson	D	82	23:31	0	13	13	-16	73	0	0	0	0	56	0.0
Espen Knutsen	C	31	16:44	5	4	9	-15	20	3	0	1	0	28	17.9
Matt Davidson	RW	34	11:48	4	5	9	-12	18	0	0	0	0	28	14.3
Hannes Hyvonen	RW	36	10:02	4	5	9	-11	22	0	0	0	0	48	8.3
Duvie Westcott	D	39	18:40	0	7	7	-3	77	0	0	0	0	27	0.0
David Ling	RW	35	7:56	3	2	5	-6	86	0	0	0	0	37	8.1
Jody Shelley	LW	68	6:07	1	4	5	-5	249	0	0	0	0	39	2.6
Tomi Kallio	RW	12	14:52	1	2	3	-7	8	0	0	0	0	20	5.0
Darren Van Impe	D	14	18:28	1	1	2	-6	10	0	1	0	1	11	9.1
J-L Grand-Pierre	D	41	13:38	1	0	1	-6	64	0	0	0	0	32	3.1
Andrej Nedorost	C	12	9:15	0	1	1	-6	4	0	0	0	0	10	0.0
Jamie Allison	D	48	11:56	0	1	1	-15	99	0	0	0	0	23	0.0
Scott Lachance	D	61	20:00	0	1	1	-20	46	0	0	0	0	35	0.0
Mathieu Darche	LW	1	6:57	0	0	0	-1	0	0	0	0	0	0	0.0
Darrel Scoville	D	2	14:30	0	0	0	0	4	0	0	0	0	1	0.0
Kent McDonell	RW	3	8:40	0	0	0	-1	0	0	0	0	0	4	0.0
Blake Bellefeuille	C	3	7:00	0	0	0	0	0	0	0	0	0	0	0.0
Kevin Dineen	RW	4	10:40	0	0	0	0	12	0	0	0	0	7	0.0
Paul Manning	D	8	13:02	0	0	0	0	2	0	0	0	0	4	0.0
Jean-Francois Labbe	G	11	41:00	0	0	0	0	2	0	0	0	0	0	0.0
Marc Denis	G	77	58:35	0	0	0	0	6	0	0	0	0	0	0.0
TOTALS		82		213	362	575		1,505	71	12	29	2	2,143	9.9

GOALTENDERS	GP	MIN	W	L	T	SO	GA	SA	SV	GAA	SV%
Marc Denis	77	4,511	27	41	8	5	232	2,404	2,172	3.09	.903
Jean-Francois Labbe	11	451	2	4	0	0	27	233	206	3.59	.884
TOTALS	82	4,984	29	45	8	5	263	2,641	2,378	3.17	.900

*Traded Player

2002-03 SEASON NOTES

- Posted 29-42-8-3 record (69 pts.) in their third NHL season, finishing fifth in the Central Division, 15th in the Western Conference and 28th in the NHL under head coaches Dave King and Doug MacLean. The club went 14-20-4-2 under King and 15-22-4-1 with MacLean.
- Set franchise record with 29 wins, surpassing inaugural season total of 28, while the club's 69 points represented a 12-point improvement from 2001-02 and fell just two shy of the club record of 71 set in 2000-01.
- Established franchise record for home wins and points in a season after registering 20-14-5-2 record (47 pts.) at Nationwide Arena. The Jackets set a franchise record regulation unbeaten streak at home from Jan. 20-Feb. 12 (4-0-2-0) and also had a five-game streak from Oct. 27-Nov. 9 (4-0-0-1). The club averaged 17,744 fans per game, including 23 sellouts.
- Won three consecutive road games for the first time in franchise history (2-1 at Minnesota on Jan. 8, 3-2 at Vancouver on Jan. 10 and 7-2 at Calgary on Jan. 11).
- Despite being the last team in the NHL to record an overtime win in 2002-03 (2-1 at Montreal on Feb. 13), Columbus finished the campaign with a 5-1-2 record in its last eight overtime contests and 4-3-8 overall.
- Netted a franchise record 71 power play goals and finished fourth in the NHL in penalty killing on home ice with a 86.5% success rate. The club also set a record with 12 shorthanded goals, tying for second best in the League. Mike Sillinger led the club with three shorthanded tallies and finished tied for second in the NHL with six shorthanded points.
- Goaltender Marc Denis set the NHL record for minutes played with 4,511 in 77 games, surpassing the mark of 4,433 set by New Jersey's Martin Brodeur in 1995-96. He also led the NHL in appearances, shots faced (2,404) and saves (2,172). His 77 games are tied for second on the all-time list, trailing only St. Louis' Grant Fuhr who appeared in 79 during the 1995-96 campaign. He had consecutive games started streaks of 21 (Nov. 27-Jan. 10), 20 (Oct. 10-Nov. 22), 16 (Jan. 13-Feb. 19) and 15 (Feb. 23-Mar. 24). He failed to start in consecutive games just once this season (Mar. 25 at Los Angeles and Mar. 28 at Edmonton).
- Left wing Ray Whitney became the second Blue Jacket to appear in the NHL All-Star Game. He tallied 24-52-76 in 81 games to set club records for points, assists and multi-point games (19) in a season. Whitney tied for first in the NHL with 34 power play assists.
- Left wing Geoff Sanderson topped the 30-goal mark for the sixth time in his NHL career and second time with the Blue Jackets. He established a team record with 34 goals.
- Defenseman Jaroslav Spacek shattered the club record for points by a defenseman by collecting 9-36-45 in 81 games.
- Center Tyler Wright became the first Jacket to net multiple hat tricks in a season, notching three-goal games on Oct. 27 vs. Los Angeles and Mar. 20 vs. Toronto.

GM	DATE	OPPONENT	RESULT	RECORD	SCORE	CBJ GOAL SCORERS	W/T GOAL	PP	PK	SF-SA	W-L GOALIE	ATTN.
1	10/10	CHI	W	1-0-0-0	2-1	61,16p	Sillinger	1-6	6-7	33-32	Denis/Thibault	18,136
2	10/12	at NJ	L	1-1-0-0	2-3	19p,34	Elias	1-6	9-9	20-23	Brodeur/Denis	17,098
3	10/14	PHX	L	1-2-0-0	2-4	21p,3	Wilsom	1-11	6-9	32-36	Boucher/Denis	18,136
4	10/17	at STL	L	1-3-0-0	1-7	3p	Boguniecki	1-5	6-10	23-33	Divis/Denis	14,708
5	10/19	FLA	W	2-3-0-0	4-1	29p,9,25p,8	Vyborny	2-4	6-6	22-27	Denis/Luongo	17,424
6	10/23	TB	T	2-3-1-0	2-2	8,8p	Andreychuk	1-8	5-6	26-27	Hodson/Labbe	17,306
7	10/25	SJ	L	2-4-1-0	4-5	29p,14p,14,24	Damphousse	2-4	5-6	24-38	Kiprusoff/Denis	16,802
8	10/27	LA	W	3-4-1-0	5-1	8,28,24,28s,28p	Wright	1-6	4-4	33-25	Denis/Storr	17,106
9	10/29	at CHI	L	3-5-1-0	2-3	3,21	Arnason	0-3	4-4	22-22	Thibault/Denis	10,203
10	11/1	DAL	W	4-5-1-0	4-2	14,16p,25p,28	Cassels	2-8	7-7	28-40	Denis/Tugnutt	17,203
11	11/3	BUF	W	5-5-1-0	3-2	28,25p,23p	Walser	2-7	5-5	26-32	Denis/Biron	18,136
12	11/5	WSH	OTL	5-5-1-1	3-4	8p,28p,14p	Bondra	3-7	2-3	29-37	Charpentier/Denis	16,532
13	11/7	at STL	W	6-5-1-1	5-2	8,23p,25p,14,25s	Cassels	2-6	5-5	31-28	Denis/Brathwaite	17,278
14	11/9	NYR	W	7-5-1-1	6-3	61,24,61,8,19,28s	Sanderson	0-4	6-6	25-34	Denis/Blackburn	18,136
15	11/12	at COL	L	7-6-1-1	4-5	16s,8p,8p,3	Reinprecht	2-4	6-7	35-51	Roy/Denis	18,007
16	11/14	ANA	L	7-7-1-1	2-3	8p,28	Rucchin	1-4	2-3	28-44	Giguere/Denis	17,398
17	11/16	at NSH	T	7-7-2-1	1-1	8	Legwand	0-1	3-3	25-34	Denis/Dunham	14,730
18	11/17	at DAL	OTL	7-7-2-2	2-3	8,14	Turgeon	0-1	4-4	15-42	Turco/Denis	18,532
19	11/20	STL	W	8-7-2-2	3-2	16p,29p,9	Vyborny	2-6	6-6	20-28	Denis/Barrasso	18,136
20	11/22	at BUF	L	8-8-2-2	4-5	14s,23,9,20	Patrick	0-6	6-6	21-33	Miller/Denis	15,711
21	11/23	at OTT	L	8-9-2-2	2-5	9,41	Hossa	0-2	3-3	39-30	Prusek/Labbe	15,684
22	11/27	EDM	L	8-10-2-2	1-3	61	Smyth	0-3	2-3	16-19	Salo/Denis	17,745
23	11/29	at NYI	W	9-10-2-2	4-2	14,25,14,61	Whitney	0-4	5-6	28-31	Denis/Osgood	14,625
24	11/30	CAR	L	9-11-2-2	2-4	41,9p	Cole	1-4	4-5	27-42	Irb/Denis	18,136
25	12/3	at NYR	L	9-12-2-2	3-5	9,41,25p	Lindros	1-4	4-4	31-35	Blackburn/Denis	17,802
26	12/6	at SJ	L	9-13-2-2	2-3	8s,8p	Damphousse	1-7	3-4	30-23	Nabokov/Denis	17,496
27	12/7	at LA	W	10-13-2-2	4-2	61p,14,23p,28	Walser	2-7	6-6	25-30	Denis/Potvin	18,118
28	12/9	at PHX	T	10-13-3-2	3-3	8,61,3	Radivojevic	0-4	6-7	22-41	Denis/Boucher	9,639
29	12/12	NJ	W	11-13-3-2	4-2	25p,14p,9,28	Vyborny	2-5	3-3	29-42	Denis/Brodeur	18,136
30	12/14	at DET	L	11-14-3-2	4-6	20,8,28,45	Fedorov	0-5	1-1	22-34	Joseph/Denis	20,058
31	12/19	CGY	W	12-14-3-2	3-0	20,17,20p	Pirjeta	1-4	6-6	27-29	Denis/Turek	17,230
32	12/20	at CHI	L	12-15-3-2	1-3	19	Sullivan	0-6	4-4	29-30	Thibault/Denis	14,389
33	12/23	DET	L	12-16-3-2	0-1	-	Draper	0-5	4-4	33-28	Joseph/Denis	18,136
34	12/26	at DET	L	12-17-3-2	2-4	16s,16	Woolley	0-6	4-4	26-35	Joseph/Denis	20,058
35	12/28	STL	L	12-18-3-2	1-6	8	Mellanby	0-4	2-3	27-32	Johnson/Denis	18,136
36	12/29	at STL	L	12-19-3-3	2-5	8s,8	Rucinsky	0-5	2-4	26-38	Johnson/Denis	19,794
37	12/31	PIT	W	13-19-3-2	5-2	16,9p,25p,8p,25	Cassels	3-8	5-6	34-32	Denis/Hedberg	18,136
38	1/3	at WSH	T	13-19-4-2	2-2	14s,9	Gonchar	0-7	3-4	28-32	Denis/Charpentier	14,602
39	1/4	PHX	W	14-19-4-2	2-0	16,19	Sillinger	0-4	3-3	25-23	Denis/Pelletier	18,136
40	1/6	NSH	L	14-20-4-2	1-5	16	Legwand	0-4	4-6	22-34	Vokoun/Denis	17,082
41	1/8	at MIN	W	15-20-4-2	2-1	8,29	Marshall	0-4	4-4	26-19	Denis/Roloson	18,568
42	1/10	at VAN	W	16-20-4-2	3-2	8,61p,28	Wright	1-4	4-5	24-29	Denis/Cloutier	18,422
43	1/11	at CGY	W	17-20-4-2	7-2	19,25p,29,61p,9,20,20	Marshall	2-6	6-7	25-30	Labbe/Turek	14,827
44	1/13	at EDM	L	17-21-4-2	5-8	61,16,14p,24,9	Laraque	1-2	1-2	16-40	Salo/Denis	16,057
45	1/15	ANA	L	17-22-4-2	3-4	29,25,16	Valicevic	0-8	2-2	30-32	Giguere/Denis	17,385
46	1/18	at BOS	L	17-23-4-2	2-7	25,3p	Girard	1-4	3-6	24-45	Shields/Denis	16,630
47	1/20	CHI	W	18-23-4-2	5-1	19,9,61p,14,29	Vyborny	1-5	3-3	26-38	Denis/Thibault	17,483
48	1/22	at DAL	L	18-24-4-2	2-4	43,16p	Young	1-4	6-6	19-26	Tugnutt/Denis	18,532
49	1/23	at COL	L	18-25-4-2	0-5	-	Morris	0-4	4-7	18-37	Roy/Denis	18,007
50	1/25	NYI	W	19-25-4-2	4-1	25p,20p,16p,28	Pirjeta	3-4	1-2	26-30	Denis/Snow	18,136
51	1/28	COL	T	19-25-5-2	2-2	20,29	Tanguay	0-3	4-4	19-36	Denis/Roy	18,136
52	1/30	NSH	W	20-25-5-2	2-1	28,21	Knutson	0-3	4-5	19-34	Denis/Vokoun	17,256
53	2/5	VAN	T	20-25-6-2	4-4	9,28,16p,27s	Jokela	1-7	5-6	28-40	Denis/Skudra	17,106
54	2/8	at NSH	L	20-26-6-2	2-3	21p,9p	Legwand	2-6	5-6	17-39	Vokoun/Denis	15,186
55	2/12	SJ	W	21-26-6-2	1-0	61	Nash	0-4	4-4	28-38	Denis/Kiprusoff	17,822
56	2/13	at MTL	OTW	22-26-6-2	2-1	8p,3p	Spacek	2-4	5-5	26-39	Denis/Theodore	20,123
57	2/15	CHI	L	22-27-6-2	1-7	16s	Dempsey	0-5	4-5	31-31	Passmore/Denis	18,136
58	2/18	at PHX	L	22-28-6-2	2-5	9p,16p	Amonte	2-7	7-8	16-35	Boucher/Denis	12,667
59	2/19	at ANA	L	22-29-6-2	0-2	-	Kariya	0-4	4-4	26-23	Giguere/Denis	11,641
60	2/21	at SJ	L	22-30-6-2	0-6	-	Cheechoo	0-6	4-6	29-37	Nabokov/Labbe	17,347
61	2/23	at VAN	L	22-31-6-2	2-7	21p,8p	Bertuzzi	2-8	5-7	26-33	Cloutier/Denis	18,514
62	2/25	at NSH	L	22-32-6-2	0-5	-	Hulse	0-3	1-3	19-27	Vokoun/Denis	10,412
63	2/27	LA	W	23-32-6-2	3-1	14p,14,14	Whitney	1-3	3-3	29-34	Denis/Storr	18,136
64	3/1	EDM	T	23-32-7-2	3-3	61,9,14	Whitney	0-4	0-2	27-27	Denis/Markkanen	18,136
65	3/3	DET	L	23-33-7-2	2-3	14p,44	Shanahan	1-8	3-4	31-23	Legace/Denis	18,136
66	3/6	VAN	OTW	24-33-7-2	5-4	14p,3p,14,8p,61	Nash	3-7	3-4	36-31	Denis/Auld	17,128
67	3/8	CGY	OTL	24-33-7-3	2-3	19,44	Iginla	0-6	4-5	28-29	Turek/Denis	18,136
68	3/10	at CAR	L	24-34-7-3	5-6	9s,25,14p,9,8	Defauw	1-3	3-5	40-24	Weekes/Labbe	13,066
69	3/11	DAL	L	24-35-7-3	0-2	-	Dahlen	0-3	3-3	25-36	Tugnutt/Denis	17,130
70	3/13	COL	L	24-36-7-3	1-5	43	Sakic	0-4	7-7	21-31	Roy/Denis	17,256
71	3/15	MIN	W	25-36-7-3	5-0	25,16p,43,25,14	Cassels	1-3	5-5	32-24	Denis/Fernandez	18,136
72	3/17	at ATL	L	25-37-7-3	2-3	20,8p	Heatley	1-7	8-8	29-31	Nurminen/Denis	9,212
73	3/20	TOR	OTW	26-37-7-3	4-3	28,61p,28p,28	Wright	2-9	4-5	32-32	Denis/Kidd	18,136
74	3/22	ATL	L	26-38-7-3	2-3	61,20	Bartecko	0-3	2-3	38-26	Hnilicka/Denis	18,136
75	3/24	at ANA	L	26-39-7-3	0-5	-	Leclerc	0-2	4-6	29-26	Giguere/Denis	15,507
76	3/25	at LA	OTW	27-39-7-3	2-1	3p,25	Cassels	1-9	7-8	23-34	Labbe/Huet	17,493
77	3/28	at EDM	L	27-40-7-3	0-4	-	Isbister	0-6	4-4	26-36	Markkanen/Labbe	16,839
78	3/29	at CGY	W	28-40-7-3	6-4	25,41,8p,8,8p,8	Sanderson	2-5	4-4	26-39	Denis/Turek	16,007
79	4/1	at PHI	L	28-41-7-3	0-4	-	Johnsson	0-3	7-7	10-29	Cechmanek/Denis	19,544
80	4/2	MIN	W	29-41-7-3	3-0	16p,8p,61p	Sillinger	3-7	8-8	24-27	Denis/Roloson	18,136
81	4/4	DET	T	29-41-8-3	5-5	9,25,28,14,20	Datsyuk	0-4	5-6	35-35	Denis/Legace	18,136
82	4/6	at MIN	L	29-42-8-3	3-4	8,8p,9	Gaborik	1-4	2-3	20-23	Roloson/Denis	18,568

2001-02 FINAL STATISTICS

PLAYER	POS	GP	TOI	G	A	PTS	+/-	PIM	PP	SH	GW	GT	S	S%	
Ray Whitney	LW	67	20:13	21	40	61	-22	12	6	0	3	0	210	10.0	
Mike Sillinger	C	80	20:51	20	23	43	-35	54	8	0	5	0	150	13.3	
Espen Knusten	C	77	20:14	11	31	42	-28	47	5	2	1	0	102	10.8	
Grant Marshall	RW	81	15:27	15	18	33	-20	86	6	0	4	1	152	9.9	
David Vyborny	RW	75	15:27	13	18	31	-14	6	6	0	2	0	103	12.6	
Deron Quint	D	75	22:00	7	18	25	-34	26	3	0	1	0	169	4.1	
Tyler Wright	C	77	17:12	13	11	24	-40	100	4	0	1	1	120	10.8	
Jaroslav Spacek	D	CBJ TOT	14	23:35	2	3	5	-9	24	1	1	1	0	29	6.9
	74		17:46	5	13	18	-4	53	1	1	2	0	93	5.4	
*Lyle Odelein	D	65	22:11	2	14	16	-28	89	0	0	0	0	76	2.6	
Geoff Sanderson	LW	42	16:49	11	5	16	-15	12	5	0	2	0	112	9.8	
Serge Aubin	LW	71	15:29	8	8	16	-20	32	1	0	1	0	86	9.3	
Rostislav Klesla	D	75	18:52	8	8	16	-6	74	1	0	0	1	102	7.8	
Robert Kron	RW	59	15:58	4	11	15	-14	4	1	0	0	0	92	4.3	
Brett Harkins	C	25	12:38	2	12	14	-5	8	2	0	0	0	9	22.2	
Kevin Dineen	RW	59	10:07	5	8	13	-6	62	0	0	0	0	73	6.8	
Mattias Timander	D	78	19:51	4	7	11	-34	44	1	0	0	0	68	5.9	
Blake Sloan	RW	60	10:55	2	7	9	-18	46	0	0	0	0	49	4.1	
J-L Grand-Pierre	D	81	15:20	2	6	8	-28	90	0	0	0	0	62	3.2	
*Jamie Pushor	D	61	17:07	0	6	6	-10	54	0	0	0	0	46	0.0	
Jody Shelley	LW	52	6:31	3	3	6	1	206	0	0	0	0	35	8.6	
Radim Bicanek	D	60	13:31	1	5	6	-15	34	0	0	0	0	43	2.3	
Chris Nielsen	RW	23	10:46	2	3	5	-3	4	0	0	1	0	28	7.1	
Sean Pronger	C	26	11:25	3	1	4	-4	4	0	0	0	0	25	12.0	
Matt Davidson	RW	17	14:33	1	2	3	-11	10	0	0	0	0	18	5.6	
Jamie Heward	D	28	14:04	1	2	3	-9	7	0	0	0	0	38	2.6	
Mathieu Darche	LW	14	9:49	1	1	2	-5	6	0	0	0	0	15	6.7	
Andrej Nedorost	C	7	12:55	0	2	2	-3	2	0	0	0	0	12	0.0	
Jamie Allison	D	CBJ TOT	7	11:23	0	0	0	-4	28	0	0	0	2	0.0	
	44		8:19	0	2	2	-7	52	0	0	0	0	16	0.0	
Derrick Walser	D	2	16:18	1	0	1	-2	0	0	0	0	0	2	50.0	
Martin Spanhel	LW	4	11:11	1	0	1	-2	2	0	0	0	0	6	16.7	
Blake Bellefeuille	C	2	8:21	0	1	1	1	0	0	0	0	0	2	0.0	
Marc Denis	G	42	55:36	0	1	1	0	2	0	0	0	0	0	0.0	
Ron Tugnutt	G	44	56:51	0	1	1	0	0	0	0	0	0	0	0.0	
J-F Labbe	G	3	39:04	0	0	0	0	0	0	0	0	0	0	0.0	
Brad Moran	C	3	7:38	0	0	0	0	0	0	0	0	0	2	0.0	
Duvie Westcott	D	4	15:07	0	0	0	-2	2	0	0	0	0	3	0.0	
David Ling	RW	5	9:47	0	0	0	-1	7	0	0	0	0	5	0.0	
TOTALS		82		164	276	440		1260	50	3	25	3	2233	7.34	

GOALTENDERS

	GP	MIN	W	L	T	SO	GA	SA	SV	GAA	SV%
Ron Tugnutt	44	2,502	12	27	3	2	119	1,076	957	2.85	.900
Jean-Francois Labbe	3	117	1	1	0	0	6	62	56	3.08	.912
Marc Denis	42	2,335	9	24	5	1	121	1,076	955	3.11	.899
TOTALS	82	4,979	22	52	8	9	255	2,214	1,959	3.07	.897

*Traded Player

2001-02 SEASON NOTES

- Completed second season in the National Hockey League with a 22-47-8-5 record (57 pts.), finishing fifth in the Central Division, 15th in the Western Conference and 29th in the NHL under head coach Dave King.
- The Blue Jackets sold out all 41 regular season home games at Nationwide Arena (18,136 capacity) during the 2001-02 season, attracting 743,576 fans and averaging 18,136 per game.
- The Jackets went 7-10-4-1 against Eastern Conference opponents in 2001-02. Columbus was especially hard on the Atlantic Division with a 4-0-3-1 mark, including a 3-0-1-0 record vs. teams in metro New York.
- Center Espen Knutsen collected the Jackets' lone hat trick of the season and fourth in franchise history when he scored three goals in a 6-2 win over San Jose on Jan. 24 at Nationwide Arena.
- Knutsen also became the first player to represent the Blue Jackets at the NHL All-Star Game as he was named a replacement for Dallas' Jere Lehtinen. Knutsen netted a goal and garnered two assists while becoming the first Norwegian-born player to participate in the NHL's mid-season classic.
- Left wing Ray Whitney paced the Jackets offense and set a club record by tallying 61 points. Whitney also set team records in shots on goal (210), multi-point games (18), consecutive games with a goal (5), shots in a game (10) and ice time by a forward in a game (26:43).
- Rookie defenseman Rostislav Klesla had an impressive first season in the NHL. He led all Blue Jackets and ranked fourth in the NHL with 175 blocked shots. Klesla also led all rookie defensemen with eight goals in route to being named to the All-Rookie Team.

GM	DATE	OPPONENT	RESULT	RECORD	SCORE	CBJ GOAL SCORERS	W/T GOAL	PP	PK	SF-SA	W-L GOALIE	ATTN.
1	10/4	STL	T	0-0-1-0	3-3	8,4,44	Klesla	0-5	3-5	31-43	Tugnutt/Johnson	18,136
2	10/6	at PHI	T	0-0-2-0	3-3	29p,28,29p	Williams	2-2	4-5	18-40	Tugnutt/Cechmanek	19,459
3	10/8	PHI	T	0-0-3-0	2-2	7,10	Hlavac	0-6	6-6	30-32	Denis/Boucher	18,136
4	10/12	MTL	L	0-1-3-0	1-3	34	Simpson	0-7	1-1	29-18	Theodore/Tugnutt	18,136
5	10/14	at CHI	T	0-1-4-0	2-2	29p,28p	Daze	2-8	5-5	23-30	Denis/Thibault	10,216
6	10/16	at DET	L	0-2-4-0	3-4	44p,28,7	Fedorov	1-3	2-2	22-35	Hasek/Denis	20,058
7	10/19	at BUF	W	1-2-4-0	3-1	10,8,28	Sanderson	0-4	4-4	17-30	Tugnutt/Biron	18,690
8	10/20	COL	L	1-3-4-0	0-5	-	Tanguay	0-7	2-3	24-20	Roy/Tugnutt	18,136
9	10/23	LA	L	1-4-4-0	1-7	20	Murray	0-7	0-4	31-30	Potvin/Tugnutt	18,136
10	10/25	EDM	L	1-5-4-0	2-5	8,37p	Smith	1-7	3-3	30-31	Conklin/Denis	18,136
11	10/27	at SJ	L	1-6-4-0	0-2	-	Ragnarsson	0-5	2-4	16-21	Nabokov/Tugnutt	17,496
12	10/30	at VAN	L	1-7-4-0	1-3	16p	Druken	1-7	6-8	23-36	Cloutier/Tugnutt	14,615
13	11/1	at CGY	L	1-8-4-0	1-2	6	Clark	0-6	4-4	27-25	Turek/Tugnutt	12,501
14	11/2	at EDM	W	2-8-4-0	2-1	41,29	Marshall	0-2	4-4	17-32	Denis/Salo	15,944
15	11/6	VAN	L	2-9-4-0	2-3	21s,12	Morrison	0-7	1-3	28-25	Cloutier/Denis	18,136
16	11/9	EDM	L	2-10-4-0	0-3	-	Smyth	0-5	3-4	23-22	Salo/Tugnutt	18,136
17	11/10	at BOS	W	3-10-4-0	5-1	27,16,19,14,11	Sillinger	0-4	6-7	18-37	Denis/Dafoe	14,945
18	11/13	STL	OTW	4-10-4-0	3-2	29,9,14p	Whitney	1-4	2-2	29-27	Denis/Johnson	18,136
19	11/16	ANA	W	5-10-4-0	3-2	14,10,29p	Marshall	1-4	8-8	34-27	Denis/Giguere	18,136
20	11/17	at NSH	L	5-11-4-0	2-3	9p,14	Johnson	1-8	5-5	29-30	Dunham/Tugnutt	14,243
21	11/19	at CAR	L	5-12-4-0	2-5	14,18p	Brind'Amour	1-4	6-6	18-38	Irbe/Denis	12,479
22	11/21	DET	OTL	5-12-4-1	0-1	-	Robitaille	0-4	2-3	38-33	Legace/Tugnutt	18,136
23	11/23	CHI	T	5-12-5-1	2-2	16,29	Marshall	0-3	3-3	23-31	Denis/Thibault	18,136
24	11/25	CGY	W	6-12-5-1	4-3	14,10p,18,16	Sillinger	1-2	3-4	16-32	Tugnutt/Vernon	18,136
25	11/27	PHX	W	7-12-5-1	3-0	22,16,21p	Nielsen	1-6	3-3	25-26	Tugnutt/Burke	18,136
26	11/29	STL	L	7-13-5-1	1-3	9	Demitra	0-6	1-1	15-24	Johnson/Tugnutt	18,136
27	12/1	at STL	L	7-14-5-1	3-4	22,10,28p	Mellanby	1-6	3-3	22-37	Johnson/Denis	17,838
28	12/5	at FLA	L	7-15-5-1	0-2	-	Adams	0-4	2-2	23-29	Luongo/Tugnutt	13,419
29	12/6	at TB	L	7-16-5-1	0-1	-	Modin	0-1	3-3	27-24	Khabibulin/Denis	12,209
30	12/8	COL	L	7-17-5-1	0-2	-	Vrbata	0-1	2-2	26-27	Roy/Tugnutt	18,136
31	12/10	NJ	W	8-17-5-1	3-1	21,9,44	Vyborny	0-0	1-1	23-30	Denis/Brodeur	18,136
32	12/12	at COL	L	8-18-5-1	1-5	16	Podein	0-2	2-3	20-43	Roy/Denis	18,007
33	12/14	at ANA	W	9-18-5-1	3-2	28,37,14	Whitney	0-2	4-4	20-37	Denis/Shields	9,629
34	12/15	at LA	L	9-19-5-1	2-3	14,45	Deadmarsh	0-3	3-5	20-25	Potvin/Tugnutt	16,224
35	12/17	at PHX	L	9-20-5-1	1-4	9	Berezin	0-7	2-2	25-28	Burke/Denis	9,945
36	12/22	DAL	L	9-21-5-1	2-4	10,21	Matvichuk	0-1	3-3	29-30	Belfour/Tugnutt	18,136
37	12/27	at DET	L	9-22-5-1	1-5	16	Robitaille	0-5	1-4	28-33	Legace/Denis	20,058
38	12/29	BUF	T	9-22-6-1	2-2	16p,14p	Barnes	2-5	3-3	27-32	Tugnutt/Biron	18,136
39	12/31	ANA	W	10-22-6-1	3-1	14p,29,11	Marshall	1-4	4-5	35-28	Tugnutt/Giguere	18,136
40	1/3	at STL	L	10-23-6-1	2-4	14p,29	MacInnis	1-3	4-5	11-30	Johnson/Tugnutt	19,244
41	1/6	NSH	W	11-23-6-1	4-3	10,44,16p,10	Aubin	1-2	2-3	30-22	Tugnutt/Dunham	18,136
42	1/9	at WSH	L	11-24-6-1	3-6	9,34,28	Gonchar	0-4	2-3	22-39	Kolzig/Denis	15,095
43	1/10	at CHI	L	11-25-6-1	1-2	9p	Dubinsky	1-3	3-3	21-25	Passmore/Tugnutt	11,945
44	1/12	CHI	W	12-25-6-1	5-4	16p,7p,44,16,29p	Marshall	3-9	3-5	29-36	Tugnutt/Thibault	18,136
45	1/14	at NYR	T	12-25-7-1	2-2	14p,28p	Wright	2-8	2-3	42-30	Denis/Richter	18,200
46	1/16	NYR	W	13-25-7-1	2-0	28,29	Wright	0-4	3-3	24-31	Denis/Blackburn	18,136
47	1/18	MIN	L	13-26-7-1	1-3	21p	Kuba	1-5	5-7	26-27	Fernandez/Tugnutt	18,136
48	1/19	at NSH	L	13-27-7-1	1-2	37	Skrastins	0-5	2-2	19-36	Dunham/Denis	14,671
49	1/21	DAL	L	13-28-7-1	3-5	45,27,42p	Morrow	1-5	3-4	31-34	Turco/Denis	18,136
50	1/24	SJ	W	14-28-7-1	6-2	21p,16p,21p,28,21,16p	Knutson	4-9	5-5	30-22	Tugnutt/Nabokov	18,136
51	1/26	PHX	L	14-29-7-1	2-3	14,11	Doan	0-4	1-1	33-24	Esche/Tugnutt	18,136
52	1/28	at DAL	L	14-30-7-1	2-4	7p,29	Dimaio	1-3	4-4	24-31	Belfour/Denis	18,532
53	1/30	at ANA	L	14-31-7-1	1-3	16p	McDonald	1-2	2-2	26-31	Giguere/Tugnutt	9,498
54	2/4	BOS	L	14-32-7-1	0-8	-	Samsonov	0-3	1-1	30-25	Grahame/Denis	18,136
55	2/6	OTT	L	14-33-7-1	4-6	14,29,21p,4	Hull	1-5	3-4	28-30	Lalime/Tugnutt	18,136
56	2/8	at DET	W	15-33-7-1	3-2	14,7,9	Vyborny	0-3	3-3	25-35	Denis/Legace	20,058
57	2/9	NSH	OTL	15-33-7-2	0-1	-	Arkipov	0-5	5-5	25-24	Vokoun/Denis	18,136
58	2/12	MIN	T	15-33-8-2	3-3	44,8p,7p	Zholtok	2-6	3-5	30-34	Denis/Fernandez	18,136
59	2/26	LA	L	15-34-8-2	1-5	18	Chartrand	0-3	2-4	21-34	Potvin/Denis	18,136
60	2/28	PIT	OTL	15-34-8-3	3-4	44,18,16	Rozsival	0-4	1-1	25-33	Aubin/Tugnutt	18,136
61	3/2	at LA	W	16-34-8-3	2-0	16,29	Sillinger	0-3	5-5	13-30	Tugnutt/Potvin	18,118
62	3/3	at PHX	L	16-35-8-3	1-2	42p	Briere	1-4	2-2	25-23	Burke/Tugnutt	11,564
63	3/6	at COL	L	16-36-8-3	1-4	9p	Reinprecht	1-7	2-3	33-23	Aebischer/Tugnutt	18,007
64	3/8	NYI	W	17-36-8-3	4-2	8,28,8p,37	Sanderson	1-3	4-4	17-41	Tugnutt/Osgood	18,136
65	3/10	at MIN	L	17-37-8-3	0-5	-	Gaborik	0-5	7-8	14-25	Rolosen/Tugnutt	18,568
66	3/11	at PIT	W	18-37-8-3	4-2	14,14,16p,16	Sillinger	1-3	3-5	19-36	Labbe/Hedberg	13,422
67	3/14	VAN	L	18-38-8-3	1-5	44	Hlavac	0-2	1-1	27-36	Cloutier/Labbe	18,136
68	3/16	CGY	W	19-38-8-3	3-1	8p,16,14	Sillinger	1-6	2-2	20-43	Tugnutt/Turek	18,136
69	3/20	at MIN	W	20-38-8-3	3-1	9p,14,8p	Whitney	2-5	5-5	22-25	Tugnutt/Fernandez	18,064
70	3/21	DET	OTL	20-38-8-4	2-3	14,3s	Fedorov	0-4	5-5	22-21	Hasek/Denis	18,136
71	3/23	WSH	L	20-39-8-4	2-5	8p,45	Dahlen	1-5	2-2	29-27	Kolzig/Tugnutt	18,136
72	3/25	at CGY	L	20-40-8-4	1-6	9	Conroy	0-6	3-4	33-34	Vernon/Denis	15,211
73	3/26	at EDM	L	20-41-8-4	1-3	9p	Cleary	1-4	3-3	28-28	Markkanen/Tugnutt	16,839
74	3/28	at VAN	OTL	20-41-8-5	3-4	11,8,21	Cassels	0-3	5-5	20-39	Cloutier/Denis	17,849
75	3/30	at SJ	L	20-42-8-5	2-10	8,32	Damphousse	0-3	0-3	34-31	Kiprusoff/Denis	17,496
76	4/1	at DAL	L	20-43-8-5	1-3	28	Arnott	0-2	1-3	18-21	Turco/Denis	18,532
77	4/4	NSH	W	21-43-8-5	2-1	12,7	Quint	0-4	7-7	23-21	Tugnutt/Vokoun	18,136
78	4/6	at MTL	L	21-44-8-5	1-4	16	Perreault	0-3	3-4	20-24	Theodore/Denis	21,213
79	4/8	at TOR	L	21-45-8-5	1-4	21s	Lumme	0-3	5-5	30-34	Schwab/Tugnutt	19,307
80	4/10	SJ	L	21-46-8-5	3-5	14p,9p,12	Marleau	2-5	2-4	29-33	Nabokov/Denis	18,136
81	4/12	ATL	OTW	22-46-8-5	5-4	28p,23,11,29p,3p	Spacek	3-4	3-3	31-31	Denis/Hnilicka	18,136
82	4/14	at CHI	L	22-47-8-5	0-2	-	Daze	0-3	3-3	28-32	Thibault/Denis	18,099

2000-01 FINAL STATISTICS

PLAYER	POS	GP	TOI	G	A	PTS	+/-	PIM	PP	SH	GW	GT	S	S%
Geoff Sanderson	LW	68	16:37	30	26	56	4	46	9	0	7	0	199	15.1
Espen Knutsen	C	66	15:58	11	42	53	-3	30	2	0	0	0	62	17.7
*Steve Heinze	RW	65	18:49	22	20	42	-19	38	14	0	3	0	125	17.6
Ray Whitney	LW	CBJ TOT	3	20:16	0	3	-1	2	0	0	0	0	3	0.0
			46	17:51	10	24	-17	30	5	0	0	0	120	8.3
Tyler Wright	C	76	17:40	16	16	32	-9	140	4	1	2	1	141	11.3
David Vyborny	RW	79	15:25	13	19	32	-9	22	5	0	1	0	125	10.4
Serge Aubin	C	81	16:20	13	17	30	-20	107	0	0	2	1	110	11.8
Jamie Heward	D	69	14:21	11	16	27	3	33	9	0	1	0	108	10.2
Deron Quint	D	57	24:05	7	16	23	-19	16	3	0	0	0	148	4.7
Bruce Gardiner	RW	73	14:36	7	15	22	-1	78	0	0	1	0	60	11.7
*Kevyn Adams	C	66	15:19	8	12	20	-4	52	0	0	1	0	84	9.5
Robert Kron	RW	59	17:07	8	11	19	4	10	0	1	1	0	134	6.0
Alexander Selivanov	LW	59	14:05	8	11	19	-11	38	5	0	2	0	104	7.7
Lyle Odelein	D	81	21:31	3	14	17	-16	118	1	0	0	0	104	2.9
Petteri Nummelin	D	61	17:13	4	12	16	-11	10	2	0	0	0	99	4.0
Kevin Dineen	RW	66	10:37	8	7	15	2	126	0	0	3	0	74	10.8
Jamie Pushor	D	75	20:48	3	10	13	7	94	0	1	0	0	64	4.7
Mattias Timander	D	76	21:02	2	9	11	-8	24	0	0	1	0	68	2.9
Chris Nielsen	C	29	10:30	4	5	9	4	4	0	0	1	1	36	11.1
*Frantisek Kucera	D	48	17:42	2	5	7	-5	12	0	0	0	0	51	3.9
Mike Maneluk	RW	39	11:44	5	1	6	-11	33	2	0	2	0	31	16.1
Blake Sloan	RW	CBJ TOT	14	13:19	1	0	1	13	0	0	0	0	16	6.3
			47	10:56	3	2	5	17	0	0	1	0	45	6.7
J-L Grand-Pierre	D	64	12:50	1	4	5	-6	73	0	0	0	0	33	3.0
Jan Caloun	RW	11	12:39	0	3	3	-8	2	0	0	0	0	14	0.0
Steve Maltais	LW	26	11:57	0	3	3	-9	12	0	0	0	0	30	0.0
Rostislav Klesla	D	8	18:24	2	0	2	-1	6	0	0	0	0	10	20.0
Radim Bicanek	D	9	17:07	0	2	2	1	6	0	0	0	0	11	0.0
Bill Bowler	C	9	9:44	0	2	2	-3	8	0	0	0	0	3	0.0
*Krzysztof Oliwa	LW	10	5:17	0	2	2	1	34	0	0	0	0	5	0.0
Martin Spanhel	LW	6	12:29	1	0	1	-1	2	0	0	0	0	8	12.5
Ron Tugnutt	G	53	59:02	0	1	1	0	2	0	0	0	0	0	0.0
Ted Drury	C	1	14:44	0	0	0	-3	0	0	0	0	0	3	0.0
Jody Shelley	LW	1	1:33	0	0	0	0	10	0	0	0	0	0	0.0
Sean Selmser	LW	1	11:03	0	0	0	0	5	0	0	0	0	2	0.0
Michael Gaul	D	2	13:17	0	0	0	0	4	0	0	0	0	3	0.0
Kevin Dahl	D	4	10:33	0	0	0	1	2	0	0	0	0	3	0.0
Matt Davidson	RW	5	7:14	0	0	0	2	0	0	0	0	0	2	0.0
Mathieu Darche	LW	9	10:07	0	0	0	-4	0	0	0	0	0	9	0.0
Marc Denis	G	32	57:11	0	0	0	0	2	0	0	0	0	0	0.0
TOTALS		82		190	304	494		1234	56	3	28	3	2082	9.1

GOALTENDERS	GP	MIN	W	L	T	SO	GA	SA	SV	GAA	SV%
Ron Tugnutt	53	3,129	22	25	5	4	127	1,528	1,401	2.44	.917
Marc Denis	32	1,830	6	20	4	0	99	940	841	3.25	.895
TOTALS	82	4,988	28	45	9	4	226	2,475	2,249	2.80	.914

*Traded Player

2000-01 SEASON NOTES

- Posted a 28-39-9-6 record (71 pts.), under head coach Dave King, to become just the third expansion team to surpass 70 points, excluding the original expansion class of 1967-68 when the league doubled from six to 12 teams.
- The Blue Jackets were a .500 team over the final 55 games, going 21-21-8-5. Beginning with a 3-0 win over Minnesota on Jan. 15, the Blue Jackets earned at least a point in 24 of their last 37 games to post a 15-13-5-4 record (.527 winning percentage).
- With consecutive wins over San Jose (Nov. 9, 5-2), Phoenix (Nov. 11, 2-1), Dallas (Nov. 14, 3-2) and at Nashville (Nov. 16, 5-1), the Blue Jackets tied the NHL record for consecutive wins by an expansion team.
- The Blue Jackets went 4-0-2-2 in a stretch of eight games from Jan. 15 to Feb. 6 to register the second-best point-earned streak in NHL expansion history. Only Florida's nine-game streak was better as the Panthers went 5-0-4 from Jan. 15-30, 1994.
- Goaltender Ron Tugnutt went 22-25-5 with a 2.44 GAA and .917 SV% in 53 games and set an NHL record for the most wins by a goaltender on an expansion team. In addition, his four shutouts ranked fifth all-time among goaltenders on an expansion team and were the most by a netminder on a first-year club since 1967-68.
- Despite missing the season's final 13 games due to a knee injury, left wing Geoff Sanderson became just the third player to score 30 goals with his expansion team since 1991-92. He tallied 30-26-56 in 68 games, including the first hat trick in Blue Jackets history vs. Nashville on Feb. 10, 2001.
- Center Espen Knutsen set a club record for points and assists in a game with five assists vs. Calgary on Mar. 24 and set a club record by collecting a point in seven-straight games from Feb. 17 to Mar. 1 (3-7-10).
- Right wing David Vyborny became the first player in NHL history to score on more than one penalty shot as a rookie when he beat Chicago's Rob Tallas on Oct. 15 and Nashville's Tomas Vokoun at home on Mar. 19. He was also the only player in the NHL to score twice on penalty shots during the 2000-01 season.

GM	DATE	OPPONENT	RESULT	RECORD	SCORE	CBJ GOAL SCORERS	W/T GOAL	PP	PK	SF-SA	W-L GOALIE	ATTN.
1	10/7	CHI	L	0-1-0-0	3-5	25,9,57	Von Arx	0-6	3-4	21-25	Thibault/Tugnutt	18,136
2	10/9	LA	L	0-2-0-0	1-7	28p	Schneider	1-6	5-7	28-39	Storr/Denis	18,136
3	10/12	at CGY	W	1-2-0-0	3-2	44,42,42	Adams	0-5	5-6	27-21	Tugnutt/Vernon	15,706
4	10/14	at COL	L	1-3-0-0	1-3	9p	Klemm	1-2	6-8	15-33	Roy/Denis	18,007
5	10/15	at CHI	L	1-4-0-0	1-2	9ps	Amonte	0-2	6-7	16-31	Tallas/Tugnutt	11,780
6	10/18	COL	L	1-5-0-0	1-5	28	Forsberg	0-4	5-7	21-41	Aebischer/Denis	16,576
7	10/21	at PIT	L	1-6-0-0	2-5	8,9p	Lang	1-8	4-7	37-36	Aubin/Tugnutt	14,239
8	10/22	DET	OTL	1-6-0-1	1-2	57	Maltby	0-4	3-3	47-36	Osgood/Tugnutt	18,136
9	10/25	SJ	L	1-7-0-1	1-3	44	Marleau	0-11	5-5	36-22	Nabokov/Tugnutt	15,211
10	10/27	WSH	W	2-7-0-1	3-1	11,6p,57	Heward	1-9	6-7	19-33	Denis/Kolzig	16,128
11	10/28	at DET	L	2-8-0-1	1-4	5	Lapointe	0-4	4-5	15-36	Osgood/Tugnutt	19,995
12	10/31	LA	W	3-8-0-1	4-1	10,8,6p,10	Sanderson	1-4	5-6	31-46	Tugnutt/Storr	15,025
13	11/1	at DAL	L	3-9-0-1	0-4	-	Donato	0-1	2-2	14-29	Belfour/Denis	17,001
14	11/4	at OTT	T	3-9-1-1	2-2	8p,42	McEachern	1-2	5-5	18-27	Tugnutt/Hurme	16,401
15	11/5	EDM	L	3-10-1-1	2-4	11,8	Smyth	0-6	5-8	29-30	Salo/Tugnutt	14,041
16	11/9	SJ	W	4-10-1-1	5-2	8p,10,11,28,34	Dineen	1-5	3-4	31-31	Tugnutt/Shields	15,310
17	11/11	PHX	W	5-10-1-1	2-1	9,57p	Heinze	1-4	2-2	35-25	Tugnutt/Burke	18,136
18	11/14	DAL	W	6-10-1-1	3-2	3,57p,57p	Heinze	2-4	3-3	30-28	Tugnutt/Belfour	15,732
19	11/16	at NSH	W	7-10-1-1	5-1	8,11,42,21,28	Dineen	0-3	3-3	27-31	Tugnutt/Vokoun	14,143
20	11/17	FLA	L	7-11-1-1	0-3	-	Barrie	0-4	3-3	30-21	Kidd/Tugnutt	17,615
21	11/19	VAN	L	7-12-1-1	1-6	5s	Naslund	0-4	3-4	29-39	Essensa/Denis	16,362
22	11/22	at COL	L	7-13-1-1	2-5	4,21	Nieminen	0-4	2-2	27-26	Roy/Tugnutt	18,007
23	11/24	at DAL	L	7-14-1-1	0-3	-	Langenbrunner	0-1	3-4	23-25	Belfour/Denis	17,001
24	11/25	DAL	L	7-15-1-1	2-4	3,18	Lehtinen	0-3	5-7	21-24	Turco/Tugnutt	18,136
25	11/29	PHI	L	7-16-1-1	3-4	28,10,33p	Recchi	1-2	2-2	26-31	Boucher/Tugnutt	17,011
26	12/2	ATL	L	7-17-1-1	1-2	8	Guolla	0-2	3-3	29-26	Hnilicka/Denis	17,295
27	12/3	at CHI	L	7-18-1-1	0-5	-	Herperger	0-7	2-3	29-23	Thibault/Denis	12,065
28	12/6	ANA	W	8-18-1-1	5-2	8,57p,29p,6p,57p	Selivanov	4-8	3-3	22-38	Denis/Hebert	15,648
29	12/8	BOS	OTW	9-18-1-1	3-2	33,28,8	Sanderson	0-2	3-4	34-28	Denis/Skudra	18,136
30	12/10	at PHX	T	9-18-2-1	1-1	57p	Lumme	1-6	4-4	30-40	Denis/Burke	12,668
31	12/13	at ANA	OTL	9-18-2-2	4-5	29p,21p,8,28	Havelid	2-3	3-5	22-30	Hebert/Denis	11,630
32	12/14	at SJ	L	9-19-2-2	1-2	8	Matteau	0-5	3-4	21-29	Nabokov/Tugnutt	17,387
33	12/16	at VAN	L	9-20-2-2	3-4	25,22,6p	Bertuzzi	1-6	2-3	27-26	Potvin/Tugnutt	15,297
34	12/18	at MTL	W	10-20-2-2	2-0	22,42	Nielsen	0-4	6-6	16-27	Tugnutt/Hackett	18,449
35	12/21	OTT	T	10-20-3-2	3-3	8,6p,10	Aubin	1-9	3-6	34-26	Tugnutt/Hurme	18,136
36	12/23	at NYI	W	11-20-3-2	7-5	21p,11,8p,57p,10,8,10	Sanderson	3-5	1-3	28-27	Tugnutt/Vanbiesbrouck	10,578
37	12/26	at STL	L	11-21-3-2	0-5	-	Young	0-5	4-6	24-31	Johnson/Tugnutt	18,875
38	12/27	at NJ	T	11-21-4-2	2-2	21,42	Arnott	0-2	3-5	21-44	Denis/Brodeur	16,003
39	12/29	CAR	W	12-21-4-2	3-1	4p,15p,15	Maneluk	2-9	4-4	23-32	Denis/Irbe	18,136
40	12/31	NJ	L	12-22-4-2	3-6	10,29,9	Nemchinov	0-6	2-4	18-31	Brodeur/Denis	18,136
41	1/3	EDM	W	13-22-4-2	5-2	57,9,11,15p,10	Dineen	1-2	2-2	23-32	Denis/Salo	15,217
42	1/6	at VAN	L	13-23-4-2	3-4	57,8,22	Schaefer	0-3	2-3	25-17	Potvin/Denis	18,011
43	1/7	at EDM	L	13-24-4-2	2-4	21,6	Smyth	0-4	2-3	19-23	Salo/Denis	14,186
44	1/10	COL	L	13-25-4-2	2-4	8p,25	Deadmarsh	1-2	2-4	21-14	Roy/Denis	18,136
45	1/12	CHI	L	13-26-4-2	1-3	57	McAmmond	0-2	4-4	24-26	Thibault/Tugnutt	18,136
46	1/15	MIN	W	14-26-4-2	3-0	8p,28,8	Sanderson	1-5	3-3	30-31	Tugnutt/Fernandez	17,154
47	1/17	at MIN	OTL	14-26-4-3	2-3	29,8	O'Donnell	0-4	4-5	26-33	Fernandez/Tugnutt	18,064
48	1/21	TB	W	15-26-4-3	3-1	8p,9,10	Vyborny	1-5	5-5	30-27	Tugnutt/Weekes	17,652
49	1/23	at BUF	W	16-26-4-3	2-1	10,10	Aubin	0-2	2-2	18-23	Tugnutt/Hasek	17,803
50	1/27	ANA	W	17-26-4-3	2-1	8,8p	Sanderson	1-5	5-5	21-28	Tugnutt/Giguere	18,136
51	1/31	DET	OTL	17-26-4-4	2-3	21,57p	Yzerman	1-4	6-7	28-30	Osgood/Tugnutt	18,136
52	2/1	at STL	T	17-26-5-4	2-2	28,8	Turgeon	0-2	4-4	16-30	Denis/Turek	19,560
53	2/6	STL	T	17-26-6-4	2-2	57p,18	Young	1-6	3-3	26-41	Tugnutt/Johnson	18,136
54	2/8	at NSH	L	17-27-6-4	1-3	25	Johnson	0-6	3-5	29-36	Dunham/Denis	16,411
55	2/10	NSH	W	18-27-6-4	3-2	8p,8,8	Sanderson	1-3	4-4	28-27	Tugnutt/Dunham	18,136
56	2/12	NYR	L	18-28-6-4	3-4	29p,42,57	Hlavac	2-4	5-5	40-24	Richter/Tugnutt	18,136
57	2/14	at TOR	T	18-28-7-4	2-2	18,28	Wright	0-4	5-6	24-29	Tugnutt/Healy	19,310
58	2/16	at DET	L	18-29-7-4	2-4	7p,57p	Kozlov	2-4	4-5	18-39	Osgood/Denis	19,995
59	2/17	PIT	OTL	18-29-7-5	2-3	18,11	Kovalev	0-4	4-4	34-27	Aubin/Tugnutt	18,136
60	2/20	at SJ	OTL	18-29-7-6	2-3	57p,18	Sturm	1-2	6-7	22-43	Nabokov/Tugnutt	17,496
61	2/21	at PHX	L	18-30-7-6	2-3	5,18	Letowski	0-6	1-2	33-33	Burke/Denis	16,210
62	2/24	at LA	L	18-31-7-6	1-3	21	Smolinski	0-5	2-2	17-32	Potvin/Tugnutt	18,118
63	2/25	at ANA	W	19-31-7-6	5-2	21,8,57p,21,42	Heinze	1-3	2-3	19-25	Tugnutt/Giguere	12,308
64	2/28	PHX	W	20-31-7-6	5-2	57p,9,10,7,37	Aubin	1-9	4-5	34-27	Denis/Burke	18,136
65	3/1	at NSH	W	21-31-7-6	5-2	8,57,8,57,33	Sanderson	0-3	5-7	33-29	Tugnutt/Dunham	14,186
66	3/7	at CAR	L	21-32-7-6	1-2	29	Brind'Amour	0-2	1-2	17-26	Irbe/Tugnutt	9,067
67	3/9	at FLA	OTW	22-32-7-6	7-6	8p,7,9,7,7,25,18s	Kron	1-9	5-5	34-29	Tugnutt/Kidd	13,358
68	3/10	at TB	L	22-33-7-6	1-4	21	St. Louis	0-7	4-7	22-33	Weekes/Denis	17,111
69	3/14	CGY	W	23-33-7-6	3-0	37,28p,6p	Timander	2-6	3-3	23-30	Tugnutt/Brathwaite	18,136
70	3/16	at ATL	W	24-33-7-6	3-0	28,28p,28s	Wright	1-6	7-7	27-34	Tugnutt/Maracle	14,131
71	3/17	NYI	T	24-33-8-6	3-3	20,11,18	Muckalt	0-10	4-5	32-25	Denis/Terreri	18,136
72	3/19	NSH	L	24-34-8-6	1-2	9ps	Ronning	1-5	6-7	19-26	Vokoun/Tugnutt	18,136
73	3/21	VAN	T	24-34-9-6	1-1	22	Nielsen	0-6	1-2	33-34	Tugnutt/Cloutier	18,136
74	3/24	CGY	W	25-34-9-6	6-4	6p,9p,6,7p,29p,25	Selivanov	4-8	4-4	23-29	Tugnutt/Vernon	18,136
75	3/26	at EDM	L	25-35-9-6	2-4	9p,4	Cleary	1-1	3-5	21-29	Salo/Denis	16,563
76	3/27	at CGY	L	25-36-9-6	0-3	-	Iginla	0-2	2-3	19-29	Brathwaite/Tugnutt	16,455
77	3/29	at LA	L	25-37-9-6	0-3	-	Palffy	0-3	3-3	27-31	Potvin/Denis	15,582
78	4/1	STL	W	26-37-9-6	2-1	33p,25	Gardiner	1-8	3-4	17-30	Tugnutt/Turek	18,136
79	4/3	DET	W	27-37-9-6	2-1	29p,15	Maneluk	1-5	2-2	25-36	Tugnutt/Osgood	18,136
80	4/5	at STL	L	27-38-9-6	1-4	6p	Young	1-3	6-7	27-40	Turek/Denis	18,381
81	4/6	at MIN	L	27-39-9-6	2-3	15,28p	Hendrickson	1-6	3-3	19-32	McLennan/Tugnutt	18,568
82	4/8	CHI	OTW	28-39-9-6	4-3	27,6p,7p,28	Wright	2-8	3-5	28-32	Tugnutt/Passmore	18,136

The official web site of the Columbus Blue Jackets, BlueJackets.com, is the ULTIMATE source for all things Blue Jackets. The home for everything Blue Jackets, BlueJackets.com offers fans a comprehensive menu of feature stories, video and audio content, player bios, updated statistics, blogs, an on-line store, the most up to date news about the Jackets, the NHL and much more.

The screenshot shows the official website of the Columbus Blue Jackets. The header includes navigation links for TEAM SITES, AFFILIATE SITES, and PLAYER SITES, along with a search bar and links to CREATE ACCOUNT and SIGN IN. The main content area features a large image of a player in a Blue Jacket, a 'GAME DAY PREVIEW' section for the upcoming game against the Pittsburgh Penguins, and a 'BLUE JACKETS TICKET PLANS' section. The right sidebar displays the 'LAST GAME @ ISLANDERS' and 'NEXT GAME VS. PENGUINS' with a score table. The bottom section includes 'JACKETS TV' with video thumbnails and a 'SUBARU' advertisement.

JACKETS TV

Jackets TV presented by OhioHealth offers fans exclusive content including: inside access off-ice player features, insider interviews with players, coaches, team management and broadcasters, extensive game day coverage, game highlights, live press conferences and more. If it is happening with the Blue Jackets, it is happening on Jackets TV.

EXTENSIVE GAME DAY COVERAGE

On game days, there is no better place for coverage before and after the action on the ice. Before the game, fans can read team game notes and BlueJackets.com's exclusive game preview, as well as watch team interviews with players and coaches. During the game, fans can listen or watch the game (NHL Center Ice subscribers) live, while keeping track of real time game statistics and scoring throughout. After the final horn sounds, Jackets TV goes into the dressing room for player reaction and Head Coach Todd Richards' post-game comments.

LATEST BLUE JACKETS NEWS

Fans and media who log on to BlueJackets.com will also find all team press releases and announcements, as well as feature stories on players and prospects in the minor pro, major junior and college ranks, exclusive blogs, promotions, ticket and schedule information, as well as the latest news from around the NHL and world of hockey.

SOCIAL MEDIA PLATFORMS

Stay connected to the Blue Jackets, receive exclusive offers and enter special contests to win tickets, autographed merchandise and more through the team's official pages on Facebook, Twitter and Instagram. Visit the Social Media page on BlueJackets.com to learn more or follow us on:



facebook.com/
ColumbusBlueJackets



twitter.com/
BlueJacketsNHL



instagram/
BlueJacketsNHL

PLAYOFFS



2014 PLAYOFFS STATISTICS

PLAYER STATISTICS

PLAYERS	Pos	GP	G	A	P	+/-	PIM	PP	SH	GW	S	S%	TOI/G
Jack Johnson	D	6	3	4	7	-1	4	1	0	0	14	21.4	29:20
Ryan Johansen	C	6	2	4	6	-2	4	2	0	0	18	11.1	19:02
Brandon Dubinsky	C	6	1	5	6	-1	6	0	0	0	23	4.3	20:42
Boone Jenner	C	6	3	2	5	-4	4	2	0	0	16	18.8	17:14
Matt Calvert	L	6	2	2	4	2	4	0	1	1	13	15.4	17:35
David Savard	D	6	0	4	4	2	4	0	0	0	8	0	23:19
Artem Anisimov	C	6	1	2	3	-2	4	1	0	0	16	6.3	17:28
Cam Atkinson	R	6	1	2	3	1	0	0	0	0	13	7.7	16:45
Nick Foligno	L	4	2	0	2	0	4	0	0	1	3	66.7	14:56
Mark Letestu	C	6	1	1	2	-2	0	1	0	0	16	6.3	16:51
Fedor Tyutin	D	4	1	1	2	0	4	0	1	0	1	100	14:55
James Wisniewski	D	6	0	2	2	-7	10	0	0	0	12	0	24:45
Derek MacKenzie	C	6	1	0	1	-1	2	0	1	0	6	16.7	13:48
Ryan Murray	D	5	0	1	1	-1	0	0	0	0	9	0	22:43
Jack Skille	R	6	0	1	1	-2	0	0	0	0	8	0	11:00
R.J. Umberger	C	4	0	1	1	-2	2	0	0	0	3	0	12:47
Nikita Nikitin	D	5	0	0	0	0	0	0	0	0	8	0	16:20
Blake Comeau	L	6	0	0	0	-2	10	0	0	0	7	0	11:50
Dalton Prout	D	2	0	0	0	0	2	0	0	0	1	0	13:11
Nick Schultz	D	2	0	0	0	-1	0	0	0	0	0	0	9:44
Jared Boll	R	2	0	0	0	0	0	0	0	0	0	0	6:34
Corey Topp	R	2	0	0	0	0	0	0	0	0	1	0	6:10
TOTALS		6	18	32	50	-23	64	7	3	2	196	10.9	

GOALTENDERS	GP	W	L	SA	GA	GAA	SV	SV%	SO	A	PIM	TOI
Sergei Bobrovsky	6	2	4	218	20	3.17	198	.908	0	0	0	377:36
TOTALS	6	2	4	218	20	3.17	198	.908	0	0	0	377:36

GAME-BY-GAME

Gm	Date	Opponent	Dec	Record	Score	CBJ Goals	GWG	PP	PK	SF-SA	Goaltenders	ATT
1	4/16/14	at Pittsburgh	L	0-1	3-4	7,55p,24s	Sutter	1-4	1-3	34-32	Fleury/Bobrovsky	18,646
2	4/19/14	at Pittsburgh	W	1-1	4-3 (20T)	19p,11s,7p,11	Calvert	2-6	7-8	45-42	Bobrovsky/Fleury	18,619
3	4/21/14	vs. Pittsburgh	L	1-2	3-4	38,7,13	Jokinen	0-4	6-6	20-41	Fleury/Bobrovsky	19,148+
4	4/23/14	vs. Pittsburgh	W	2-2	4-3 (OT)	38p,19p,17,71	Foligno	2-6	3-4	46-25	Bobrovsky/Fleury	18,970+
5	4/26/14	at Pittsburgh	L	2-3	1-3	38p	Jokinen	1-2	3-4	24-51	Fleury/Bobrovsky	18,618
6	4/28/14	vs. Pittsburgh	L	2-4	3-4	51s,42p,71	Malkin	1-5	3-4	27-28	Fleury/Bobrovsky	19,189+

+Home Sellout

TEAM TOTALS

Scoring by Period	1st	2nd	3rd	OT	TOTAL
Pittsburgh	9	6	6	0	21
Columbus	7	3	6	2	18

Shots by Period	1st	2nd	3rd	OT	TOTAL
Pittsburgh	85	62	59	13	219
Columbus	54	71	52	19	196

Power Plays	Penalty Killing	Penalty Minutes
Pittsburgh 6-of-29	Pittsburgh 20-of-27	Pittsburgh 28-58
Columbus 7-of-27	Columbus 23-of-29	Columbus 32-64

PLAYER STATISTICS

PLAYERS	Pos	GP	G	A	P	+/-	PIM	PP	SH	GW	S	S%	TOI/G
R.J. Umberger	C	4	3	0	3	0	0	2	0	0	9	33.3	16:21
Rick Nash	LW	4	1	2	3	-4	2	0	0	0	13	7.7	20:51
Kristian Huselius	LW	4	1	1	2	-4	4	1	0	0	11	9.1	17:52
Kris Russell	D	4	1	1	2	0	2	0	0	0	5	20	16:40
Raffi Torres	LW	4	0	2	2	-3	2	0	0	0	4	0	12:03
Fredrik Modin	LW	4	1	0	1	-2	0	0	0	0	4	25	13:06
Aaron Rome	D	1	0	1	1	2	0	0	0	0	2	0	15:24
Jakub Voracek	R	4	0	1	1	0	8	0	0	0	12	0	12:06
Jason Williams	C	4	0	1	1	-2	2	0	0	0	5	0	14:11
Rostislav Klesla	D	4	0	1	1	0	0	0	0	0	3	0	21:21
Jason Chimera	LW	4	0	1	1	0	2	0	0	0	11	0	13:21
Antoine Vermette	C	4	0	0	0	-4	10	0	0	0	6	0	16:46
Derek Dorsett	RW	3	0	0	0	-1	2	0	0	0	7	0	9:11
Jared Boll	RW	1	0	0	0	-2	0	0	0	0	1	0	5:17
Marc Methot	D	4	0	0	0	-3	2	0	0	0	1	0	16:15
Jan Hejda	D	3	0	0	0	-5	2	0	0	0	1	0	16:53
Manny Malhotra	C	4	0	0	0	-2	0	0	0	0	4	0	17:53
Mike Commodore	D	4	0	0	0	-7	18	0	0	0	4	0	21:32
Fedor Tyutin	D	4	0	0	0	0	0	0	0	0	3	0	23:15
Michael Peca	C	4	0	0	0	1	2	0	0	0	4	0	12:39
TOTALS		4	7	11	18	-36	58	3	0	0	110	6.3	
GOALTENDERS		GP	W	L	SA	GA	GAA	SV	SV%	SO	A	PIM	TOI
Steve Mason		4	0	4	139	17	4.27	122	.878	0	1	0	239:20
TOTALS		4	0	4	139	17	4.27	122	.878	0	1	0	239:20

GAME-BY-GAME

Gm	Date	Opponent	Dec	Record	Score	CBJ Goals	GWG	PP	PK	SF-SA	Goaltenders	ATT
1	4/16/09	at Detroit	L	0-1	1-4	18	Ericsson	0-5	3-4	21-34	Osgood/Mason	20,066
2	4/18/09	at Detroit	L	0-2	0-4	-	Rafalski	0-2	7-10	25-39	Osgood/Mason	20,066
3	4/21/09	Detroit	L	0-3	1-4	18	Cleary	1-4	2-2	32-26	Osgood/Mason	19,219+
4	4/23/09	Detroit	L	0-4	5-6	20, 61, 18, 10, 33	Franzen	2-2	3-6	32-41	Osgood/Mason	18,889+

+Home Sellout

TEAM TOTALS

Scoring by Period	1st	2nd	3rd	OT	TOTAL
Detroit	6	8	4	-	18
Columbus	1	5	1	-	7

Shots by Period	1st	2nd	3rd	OT	TOTAL
Detroit	52	51	37	-	140
Columbus	39	34	37	-	110

Power Plays	Penalty Killing	Penalty Minutes
Detroit 7-of-22	Detroit 10-of-13	Detroit 15-32
Columbus 3-of-13	Columbus 15-of-22	Columbus 26-60

ALL-TIME PLAYOFFS STATISTICS

CBJ TOTALS

Games Played:	10	Goals:	25	Penalty Minutes:	124	Overtime Wins, Road:	1
Wins:	2	Goals, Home:	16	Power Play Goals:	10	Overtime Losses:	0
Wins, Home:	1	Goals, Road:	9	Shorthanded Goals:	3	Overtime Losses, Home:	0
Wins, Road:	1	Goals Against:	39	Overtime Games:	2	Overtime Losses, Road:	0
Losses:	8	Goals Against, Home:	21	Overtime Wins:	2	Shutouts For:	0
Losses, Home:	4	Goals Against, Road:	18	Overtime Wins, Home:	1	Shutouts Against:	1
Losses, Road:	4						

ATTENDANCE

Year	GP	Total Attendance	Average	Capacity	% of Capacity	Sellouts
2008-09	2	38,108	19,054	18,144	105.0 pct.	2
2013-14	3	57,307	19,102	18,144	105.2 pct.	3

INDIVIDUAL LEADERS BY SEASON

GAMES PLAYED

2008-09	16 players tied	4
2013-14	13 players tied with	6

POINTS

2008-09	Rick Nash	3
	R.J. Umberger	3
2013-14	Jack Johnson	7

GOALS

2008-09	R.J. Umberger	3
2013-14	Jack Johnson	3
	Boone Jenner	3

ASSISTS

2008-09	Rick Nash	2
	Raffi Torres	2
2013-14	Brandon Dubinsky	5

PLUS/MINUS RATING

2008-09	Aaron Rome	2
2013-14	Matt Calvert	2
	David Savard	2

PENALTY MINUTES

2008-09	Mike Commodore	18
2013-14	James Wisniewski	10
	Blake Comeau	10

POWER PLAY GOALS

2008-09	R.J. Umberger	2
2013-14	Ryan Johansen	2
	Boone Jenner	2

SHORTHANDED GOALS

2008-09	-----	0
2013-14	Matt Calvert	1
	Fedor Tyutin	1
	Derek MacKenzie	1

GAME-WINNING GOALS

2008-09	-----	0
2013-14	Matt Calvert	1
	Nick Foligno	1

SHOTS ON GOAL

2008-09	Rick Nash	13
2013-14	Brandon Dubinsky	23

SHOOTING PERCENTAGE

2008-09	R.J. Umberger	33.3
2013-14	Jack Johnson	21.4

FACE-OFF WINNING PERCENTAGE

2008-09	Manny Malhotra	58.1
2013-14	Mark Letestu	57.4

POINTS BY DEFENSEMAN

2008-09	Kris Russell	2
2013-14	Jack Johnson	7

GOALS BY DEFENSEMAN

2008-09	Kris Russell	1
2013-14	Jack Johnson	3

HAT TRICKS

2008-09	-----	0
2013-14	-----	0

MULTI-POINT GAMES

2008-09	Kristian Huselius	1
	Rick Nash	1
	Kris Russell	1
	Raffi Torres	1
2013-14	Jack Johnson	2
	Brandon Dubinsky	2
	Ryan Johansen	2

MULTI-GOAL GAMES

2008-09	-----	0
2013-14	Matt Calvert	1

ICE TIME - ALL PLAYERS

2008-09	Fedor Tyutin	23:15
2013-14	Jack Johnson	29:20

ICE TIME - FORWARDS

2008-09	Rick Nash	20:51
2013-14	Brandon Dubinsky	20:42

GOALTENDING

GAMES PLAYED

2008-09	Steve Mason	4
2013-14	Sergei Bobrovsky	6

MINUTES PLAYED

2008-09	Steve Mason	239
2013-14	Sergei Bobrovsky	378

GOALS-AGAINST AVERAGE

2008-09	Steve Mason	4.27
2013-14	Sergei Bobrovsky	3.17

SAVE PERCENTAGE

2008-09	Steve Mason	.878
2013-14	Sergei Bobrovsky	.908

WINS

2008-09	-----	0
2013-14	Sergei Bobrovsky	2

LOSSES

2008-09	Steve Mason	4
2013-14	Sergei Bobrovsky	4

DECISIONS

2008-09	Steve Mason	4
2013-14	Sergei Bobrovsky	6

SHUTOUTS

2008-09	-----	0
2013-14	-----	0

ASSISTS

2008-09	Steve Mason	1
2013-14	-----	0

PENALTY MINUTES

2008-09	-----	0
2013-14	-----	0

STREAKS

LONGEST WINNING

Overall	1	4/19/14 & 4/23/14
Home	1	4/23/14
Road	1	4/19/14

LONGEST LOSING

Overall	5	4/16/09-4/16/14
Home	3	4/21/09-4/21/14
Road	3	4/16/09-4/16/14

LONGEST SHUTOUT STREAK

Overall	103:16	4/16-4/21/09
Home	61:50	4/23-4/28/14
Road	91:40	4/19-4/26/14

SINGLE GAME RECORDS
GOALS

MOST GOALS SCORED

Overall	5	4/23/09 vs. Detroit (5-6 L)
Home	5	4/23/09 vs. Detroit (5-6 L)
Road	4	4/19/14 at Pittsburgh (4-3 W)

MOST GOALS AGAINST

Overall	6	4/23/09 vs. Detroit (5-6 L)
Home	6	4/23/09 vs. Detroit (5-6 L)
Road	4	3x, most recent 4/16/14 at Pittsburgh (3-4 L)

SHOTS

MOST SHOTS

Overall	46	4/23/14 vs. Pittsburgh (4-3 OTW)
Home	46	4/23/14 vs. Pittsburgh (4-3 OTW)
Road	45	4/19/14 at Pittsburgh (4-3 OTW)

MOST SHOTS AGAINST

Overall	51	4/26/14 at Pittsburgh (1-3 L)
Home	41	2x, 4/21/14 vs. Pittsburgh (3-4 L)
Road	51	4/26/14 at Pittsburgh (1-3 L)

PENALTIES

MOST PENALTY MINUTES

Overall	34	4/18/09 at Detroit (0-4 L); 13 pen.
Home	14	4/23/09 vs. Detroit (5-6 L); 7 pen.
Road	34	4/18/09 at Detroit (0-4 L); 13 pen

MOST PENALTY MINUTES AGAINST

Overall	14	4/23/14 vs. Pittsburgh (4-3 OTW); 6 pen.
Home	14	4/23/14 vs. Pittsburgh (4-3 OTW); 6 pen.
Road	12	4/19/14 at Pittsburgh (3-4 L); 6 pen.

LONGEST SCORELESS STREAK

Overall	144:27	4/16-4/21/09
Home	56:07	4/21/09
Road	94:40	4/16/09-4/16/14

MOST CONSECUTIVE GAMES WITHOUT BEING SHUTOUT

Overall:	8	4/21/09-current
Home:	5	4/21/09-current
Road:	3	4/16/24-current

MOST CONSECUTIVE GAMES SCORING A POWER PLAY GOAL

Overall:	4	4/21/09-4/19/14 (6g)
Home:	2	2x; 4/23/14-current (3g)
Road:	3	4/16/14-current (4g)

MOST GOALS BOTH TEAMS

Overall	11	4/23/09 vs. Detroit (5-6 L)
Home	11	4/23/09 vs. Detroit (5-6 L)
Road	7 (2x)	4/19/14 at Pittsburgh (4-3 OTW)

LARGEST MARGIN OF VICTORY

Overall	1 (2x)	4/23/14 vs Pittsburgh
Home	1	4/23/14 vs. Pittsburgh (4-3 OTW)
Road	1	4/19/14 at Pittsburgh (4-3 OTW)

LARGEST MARGIN OF DEFEAT

Overall	4	4/18/09 at Detroit (0-4)
Home	3	4/21/09 vs. Detroit (1-4)
Road	4	4/18/09 at Detroit (0-4)

MOST SHOTS, BOTH TEAMS

Overall	87	4/19/14 at Pittsburgh (4-3 OTW); CBJ-45, PIT-42
Home	73	4/23/09 vs. Detroit (5-6 L); CBJ-32, DET-41
Road	87	4/19/14 at Pittsburgh (4-3 OTW); CBJ-45, PIT-42

FEWEST SHOTS

Overall	20	4/21/14 vs. Pittsburgh (3-4 L)
Home	20	4/21/14 vs. Pittsburgh (3-4 L)
Road	21	4/16/09 at Detroit (1-4 L)

MOST PENALTY MINUTES, BOTH TEAMS

Overall	42	4/18/09 at Detroit (0-4 L); CBJ-34, DET-8
Home	24	4/23/14 vs. Pittsburgh (4-3 OTW); CBJ-10, PIT-14
Road	42	4/18/09 at Detroit (0-4 L); CBJ-34, DET-8

MOST PENALTIES

Overall	13	4/18/09 at Detroit (0-4 L), 34 PIM
Home	7	4/23/09 vs. Detroit (5-6 L), 14 PIM
Road	13	4/18/09 at Detroit (0-4 L), 34 PIM

MOST CONSECUTIVE GAMES ALLOWING A POWER PLAY GOAL

Overall:	3 (2x)	4/23/14-current (3g allowed)
Home:	2	4/23/14-current (2g allowed)
Road:	5	4/16/09-current (8g allowed)

MOST CONSECUTIVE GAMES SCORING A SHORTHANDED GOAL

Overall:	2	4/16/14-4/19/14
Home:	1	4/28/14
Road:	2	4/16/14-4/19/14

MOST CONSECUTIVE GAMES ALLOWING A SHORTHANDED GOAL

Overall:	1	4/19/14 & 4/23/14
Home:	1	4/23/14
Road:	1	4/19/14

MOST CONSECUTIVE GOALS

Overall	4	4/23/14 vs. Pittsburgh (4-3 OTW)
Home	4	4/23/14 vs. Pittsburgh (4-3 OTW)
Road	3	4/19/14 at Pittsburgh (4-3 OTW)

MOST CONSECUTIVE GOALS AGAINST

Overall	4 (2x)	4/28/14 vs. Pittsburgh (3-4 L)
Home	4	4/28/14 vs. Pittsburgh (3-4 L)
Road	4	4/18/09 at Detroit (0-4 L)

FEWEST SHOTS AGAINST

Overall	25	4/23/14 vs. Pittsburgh (4-3 OTW)
Home	25	4/23/14 vs. Pittsburgh (4-3 OTW)
Road	32	4/16/14 at Pittsburgh (3-4 L)

FEWEST SHOTS, BOTH TEAMS

Overall	55 (2x)	4/28/14 vs. Pittsburgh (3-4 L)
Home	55	4/28/14 vs. Pittsburgh (3-4 L); CBJ-27, PIT-28
Road	55	4/16/09 at Detroit (1-4 L); CBJ-21, DET-34

MOST PENALTIES AGAINST

Overall	6 (2x)	4/23/14 vs. Pittsburgh (4-3 OTW)
Home	6	4/23/14 vs. Pittsburgh (4-3 OTW)
Road	6	4/19/14 at Pittsburgh (4-3 OTW);

MOST PENALTIES, BOTH TEAMS

Overall	17	4/18/09 at Detroit (0-4 L); CBJ-13, DET-4
Home	11	4/23/14 vs. Pittsburgh (4-3 OTW); CBJ-5, PIT-6
Road	17	4/18/09 at Detroit (0-4 L); CBJ-13, DET-4

PLAYOFFS TEAM RECORDS

SINGLE GAME RECORDS (CONT.) PENALTIES (CONT.)

FEWEST PENALTY MINUTES

Overall	4	4/21/09 vs. Detroit (1-4 L); 2 pen.
Home	4	4/21/09 vs. Detroit (1-4 L); 2 pen.
Road	6	4/16/14 at Pittsburgh (3-4 L); 3 pen.

FEWEST PENALTY MINUTES AGAINST

Overall	6 (2x)	4/26/14 at Pittsburgh (1-3 L); 3 pen
Home	6	4/23/09 vs. Detroit (5-6 L); 3 pen.
Road	6	4/26/14 at Pittsburgh (1-3 L); 3 pen.

FEWEST PENALTY MINUTES, BOTH TEAMS

Overall	12	4/21/09 vs. Detroit (1-4 L); CBJ-4, DET-8
Home	12	4/21/09 vs. Detroit (1-4 L); CBJ-4, DET-8
Road	14	4/16/14 at Pittsburgh (3-4 L); CBJ-6, PIT-8

FEWEST PENALTIES

Overall	2	4/21/09 vs. Detroit (1-4 L); 4 PIM
Home	2	4/21/09 vs. Detroit (1-4 L); 4 PIM
Road	3	4/16/14 at Pittsburgh (3-4 L); 6 PIM

FEWEST PENALTIES AGAINST

Overall	3 (2x)	4/26/14 at Pittsburgh (1-3 L); 6 PIM
Home	3	4/23/09 vs. Detroit (5-6 L); 6 PIM
Road	3	4/26/14 at Pittsburgh (1-3 L); 6 PIM

FEWEST PENALTIES, BOTH TEAMS

Overall	6	4/21/09 vs. Detroit (1-4 L); CBJ-2, DET-4
Home	6	4/21/09 vs. Detroit (1-4 L); CBJ-2, DET-4
Road	7	4/16/14 at Pittsburgh (3-4 L); CBJ-3, PIT-4

POWER PLAY

MOST POWER PLAY GOALS

Overall	2 (3x)	4/23/14 vs. Pittsburgh (4-3 OTW); 6 att.
Home	2 (2x)	4/23/14 vs. Pittsburgh (4-3 OTW); 6 att.
Road	2	4/19/14 at Pittsburgh (4-3 OTW); 6 att.

MOST POWER PLAY ATTEMPTS

Overall	6 (2x)	4/23/14 vs. Pittsburgh (4-3 OTW); 2 PPG
Home	6	4/23/14 vs. Pittsburgh (4-3 OTW); 2 PPG
Road	6	4/19/14 at Pittsburgh (4-3 OTW); 2 PPG

MOST POWER PLAY GOALS AGAINST

Overall	3	4/18/09 at Detroit (0-4 L); 10 att.
Home	3	4/23/09 vs. Detroit (5-6 L); 6 att.
Road	3	4/18/09 at Detroit (0-4 L); 10 att.

MOST POWER PLAY ATTEMPTS AGAINST

Overall	10	4/18/09 at Detroit (0-4 L); 3 PPG
Home	6 (2x)	4/21/14 vs. Pittsburgh (3-4 L); 0 PPG
Road	10	4/18/09 at Detroit (0-4 L); 3 PPG

HIGHEST POWER PLAY EFFICIENCY (MULTIPLE ATTEMPTS)

Overall	2-of-2	4/23/09 vs. Detroit (5-6 L)
Home	2-of-2	4/23/09 vs. Detroit (5-6 L)
Road	1-of-2	4/26/14 at Pittsburgh (1-3 L)

LOWEST POWER PLAY EFFICIENCY

Overall	0-of-5	4/16/09 at Detroit (1-4 L)
Home	0-of-4	4/21/14 vs. Pittsburgh (3-4 L)
Road	0-of-5	4/16/09 at Detroit (1-4 L)

HIGHEST PENALTY KILLING EFFICIENCY

Overall	6-of-6	4/21/14 vs. Pittsburgh (3-4 L)
Home	6-of-6	4/21/14 vs. Pittsburgh (3-4 L)
Road	7-of-8	4/19/14 at Pittsburgh (4-3 OTW)

LOWEST PENALTY KILLING EFFICIENCY

Overall	1-of-3	4/16/14 at Pittsburgh (3-4 L)
Home	3-of-6	4/23/09 vs. Detroit (5-6 L)
Road	1-of-3	4/16/14 at Pittsburgh (3-4 L)

MOST SHORTHANDED GOALS SCORED

Overall	1 (3x)	4/28/14 vs. Pittsburgh (3-4 L)
Home	1	4/28/14 vs. Pittsburgh (3-4 L)
Road	1 (2x)	4/19/14 at Pittsburgh (4-3 OTW)

MOST SHORTHANDED GOALS AGAINST

Overall	1 (2x)	4/23/14 vs. Pittsburgh (4-3 OTW)
Home	1	4/23/14 vs. Pittsburgh (4-3 OTW)
Road	1	4/19/14 at Pittsburgh (4-3 OTW)



GOALS

MOST GOALS SCORED

Overall	4	4/23/09 vs. Detroit, 2nd per. (5-6 L)
Home	4	4/23/09 vs. Detroit, 2nd per. (5-6 L)
Road	2	4/16/14 at Pittsburgh, 1st per. (3-4 L)

MOST GOALS AGAINST

Overall	3 (5x)	4/23/14 vs. Pittsburgh 1st per. (4-3 OTW)
Home	3 (3x)	4/23/14 vs. Pittsburgh 1st per. (4-3 OTW)
Road	3 (2x)	4/19/14 at Pittsburgh 1st per. (4-3 OTW)

MOST GOALS, BOTH TEAMS

Overall	6	4/23/09 vs. Detroit, 2nd per. (5-6 L); DET, 4-2
Home	6	4/23/09 vs. Detroit, 2nd per. (5-6 L); DET, 4-2
Road	4 (2x)	4/19/14 at Pittsburgh, 1st per. (4-3 OTW); PIT, 3-1

FASTEST GOALS

FASTEST GOAL START OF GAME

Overall	1:38	Boone Jenner - 4/21/14 vs. Pittsburgh (3-4 L)
Home	1:38	Boone Jenner - 4/21/14 vs. Pittsburgh (3-4 L)
Road	5:07	Ryan Johansen - 4/19/14 at Pittsburgh (4-3 OTW)

FASTEST GOAL START OF PERIOD

Overall	0:43	Derek MacKenzie - 4/16/14 at Pittsburgh in 2nd per. (3-4 L)
Home	1:04	Cam Atkinson - 4/28/14 vs. Pittsburgh in 2nd per. (3-4 L)
Road	0:43	Derek MacKenzie - 4/16/14 at Pittsburgh in 2nd per. (3-4 L)

FASTEST GOAL START OF OVERTIME

Overall	2:49	Nick Foligno - 4/23/14 vs. Pittsburgh (4-3 OTW)
Home	2:49	Nick Foligno - 4/23/14 vs. Pittsburgh (4-3 OTW)
Road	21:10	Matt Calvert - 4/19/14 at Pittsburgh (4-3 OTW)

FASTEST GOAL AGAINST START OF GAME

Overall	1:07	Tomas Holmstrom - 4/21/09 vs. Detroit (1-4 L)
Home	1:07	Tomas Holmstrom - 4/21/09 vs. Detroit (1-4 L)
Road	3:30	Brian Gibbons - 4/19/14 at Pittsburgh (4-3 OTW)

FASTEST GOAL AGAINST START OF PERIOD

Overall	0:34	Brandon Sutter - 4/28/14 vs. Pittsburgh in 2nd per. (3-4 L)
Home	0:34	Brandon Sutter - 4/28/14 vs. Pittsburgh in 2nd per. (3-4 L)
Road	1:34	Beau Bennett - 4/16/14 at Pittsburgh in 2nd per. (3-4 L)

PENALTIES

MOST PENALTY MINUTES

Overall	26	4/18/09 at Detroit, 3rd per. (0-4 L); 9 pen.
Home	8	4/23/09 vs. Detroit, 1st per. (5-6 L); 4 pen.
Road	26	4/18/09 at Detroit, 3rd per. (0-4 L); 9 pen.

MOST PENALTY MINUTES, BOTH TEAMS

Overall	32	4/18/09 at Detroit, 3rd per. (0-4 L); CBJ-26, DET-6
Home	12 (2x)	4/23/14 vs. Pittsburgh, 1st per. (4-3 W); CBJ-6, PIT-6
Road	32	4/18/09 at Detroit, 3rd per. (0-4 L); CBJ-26, DET-6

MOST PENALTIES AGAINST

Overall	4	4/16/09 at Detroit, 1st per. (1-4 L); 8 PIM
Home	3 (3x)	4/23/14 vs. Pittsburgh; 2nd per. - 8 PIM (4-3 OTW)
Road	4	4/16/09 at Detroit, 1st per. (1-4 L); 8 PIM

MOST PENALTY MINUTES AGAINST

Overall	8 (2x)	4/23/14 vs. Pittsburgh, 2nd per. (4-3 OTW), 4 pen.
Home	8	4/23/14 vs. Pittsburgh, 2nd per. (4-3 OTW), 4 pen.
Road	8	4/16/09 at Detroit, 1st per. (1-4 L); 4 pen.

MOST PENALTIES

Overall	9	4/18/09 at Detroit, 3rd per. (0-4 L); 26 PIM
Home	4	4/23/09 vs. Detroit, 1st per. (5-6 L); 8 PIM
Road	9	4/18/09 at Detroit, 3rd per. (0-4 L); 26 PIM

MOST PENALTIES, BOTH TEAMS

Overall	12	4/18/09 at Detroit, 3rd per. (0-4 L); CBJ-9, DET-3
Home	6 (2x)	4/23/14 vs. Pittsburgh, 1st per. (4-3 W); CBJ-3, PIT-3
Road	12	4/18/09 at Detroit, 3rd per. (0-4 L); CBJ-9, DET-3

SHOTS

MOST SHOTS

Overall	18	4/23/14 vs. Pittsburgh, 2nd per. (4-3 OTW)
Home	18	4/23/14 vs. Pittsburgh, 2nd per. (4-3 OTW)
Road	15	4/19/14 at Pittsburgh, 2nd per. (4-3 OTW)

MOST SHOTS, BOTH TEAMS (CONT.)

Road	29	4/26/14 at Pittsburgh, 2nd per. (1-3 L); PIT-21, CBJ-8
------	----	---

FEWEST SHOTS

Overall	2	4/16/09 at Detroit, 3rd per. (1-4 L)
Home	5	4/21/14 vs. Pittsburgh, 3rd per. (3-4 L)
Road	2	4/16/09 at Detroit, 3rd per. (1-4 L)

FEWEST SHOTS, BOTH TEAMS

Overall	10	4/16/09 at Detroit, 3rd per. (1-4 L); DET, 8-2
Home	15	4/28/14 vs. Pittsburgh, 3rd per. (3-4 L); CBJ, 10-5
Road	10	4/16/09 at Detroit, 3rd per. (1-4 L); DET, 8-2

MOST SHOTS AGAINST

Overall	21	4/26/14 at Pittsburgh, 2nd per. (1-3 L)
Home	16 (2x)	4/28/14 vs. Pittsburgh, 1st per. (3-4 L)
Road	21	4/26/14 at Pittsburgh, 2nd per. (1-3 L)

MOST SHOTS IN OVERTIME

10	4/19/14 at Pittsburgh (2OT)
----	-----------------------------

MOST SHOTS AGAINST IN OVERTIME

12	4/19/14 at Pittsburgh (2OT)
----	-----------------------------

MOST SHOTS, BOTH TEAMS

Overall	29	4/26/14 at Pittsburgh, 2nd per. (1-3 L); PIT-21, CBJ-8
Home	26	4/23/09 vs. Detroit, 2nd & 3rd per. (5-6 L); CBJ-14/11, DET-12/15

MOST SHOTS IN OVERTIME, BOTH TEAMS

22	- 4/19/14 at Pittsburgh (2OT)
----	-------------------------------

INDIVIDUAL PLAYOFFS RECORDS

SINGLE GAME

MOST GOALS

2 Matt Calvert - 4/19/14 at Pittsburgh (4-3 OTW)

MOST GOALS - DEFENSEMAN

1 Multiple Players

MOST GOALS - ROOKIE

1 (3x) Boone Jenner 4/26/14 at Pittsburgh (1-3 L)

MOST POWER PLAY GOALS

1 Multiple Players

MOST ASSISTS

2 (5x) Jack Johnson - 4/28/14 vs. Pittsburgh (3-4 L)

MOST ASSISTS - DEFENSEMAN

2 (3x) Jack Johnson - 4/28/14 vs. Pittsburgh (3-4 L)

MOST ASSISTS - ROOKIE

1 (3x) Boone Jenner - 4/19/14 at Pittsburgh (4-3 OTW)

MOST POINTS

2 (14x) Fedor Tyutin (1-1-2) & Jack Johnson (0-2-2) 4/28/14 vs. Pittsburgh (3-4 L)

MOST POINTS - DEFENSEMAN

2 (6x) Fedor Tyutin (1-1-2) & Jack Johnson (0-2-2) 4/28/14 vs. Pittsburgh (3-4 L)

MOST POINTS - ROOKIE

1 (6x) Boone Jenner - 4/26/14 at Pittsburgh (1-3 L); 1g

MOST SHOTS

9 Brandon Dubinsky - 4/19/14 at Pittsburgh (4-3 OTW); 0g

MOST SHOTS - DEFENSEMAN

7 James Wisniewski - 4/23/14 vs. Pittsburgh (4-3 OTW); 0g

MOST SHOTS - ROOKIE

6 Jakub Voracek - 4/23/09 vs. Detroit (5-6 L); 0g

MOST PENALTY MINUTES

12 Mike Commodore - 4/18/09 vs. Detroit (0-4 L); 2 pen.

MOST PENALTY MINUTES - DEFENSEMAN

12 Mike Commodore - 4/18/09 vs. Detroit (0-4 L); 2 pen.

MOST PENALTY MINUTES - ROOKIE

6 Jakub Voracek - 4/18/09 at Detroit (0-4 L); 3 pen.

HIGHEST PLUS/MINUS

+2 Aaron Rome - 4/23/09 vs. Detroit (5-6 L)
Matt Calvert - 4/19/14 at Pittsburgh (4-3 OTW)

HIGHEST PLUS/MINUS - DEFENSEMAN

+2 Aaron Rome - 4/23/09 vs. Detroit (5-6 L)

HIGHEST PLUS/MINUS - ROOKIE

+1 Jakub Voracek - 4/16/09 at Detroit (1-4 L)
Ryan Murray - 4/16/14 at Pittsburgh (3-4 L)

LOWEST PLUS/MINUS

-3 (3x) Jan Hejda - 4/16/09 at Detroit (1-4 L)
Kristian Huselius - 4/21/09 vs. Detroit (1-4 L)
Antoine Vermette - 4/21/09 vs. Detroit (1-4 L)

MOST ICE TIME - FORWARD (REG. GAME)

23:02 Kristian Huselius - 4/21/09 vs. Detroit (1-4 L)

MOST ICE TIME - DEFENSEMAN (REG. GAME)

30:47 Jack Johnson - 4/28/14 vs. Pittsburgh (3-4 L)

MOST ICE TIME - FORWARD (OT GAME)

23:57 Brandon Dubinsky - 4/19/14 at Pittsburgh (4-3 2OTW)

MOST ICE TIME - DEFENSEMAN (OT GAME)

38:21 Jack Johnson - 4/19/14 at Pittsburgh (4-3 2OTW)

MOST FACE-OFFS WON

16 Manny Malhotra - 4/18/09 at Detroit (0-4 L)

MOST SAVES BY A GOALTENDER

48 Sergei Bobrovsky - 4/26/14 at Pittsburgh (1-3 L)

STREAKS

CONSECUTIVE GAMES PLAYED

6 Multiple Players

CONSECUTIVE GAMES WITH GOALS

3 Jack Johnson, 4/16-4/21/14; 3g
Boone Jenner, 4/21-4/26/14; 3g

CONSECUTIVE GAMES WITH ASSISTS

4 Ryan Johansen, 4/19-4/26/14; 4a
Brandon Dubinsky, 4/16-4/23/14; 5a

CONSECUTIVE GAMES WITH POINTS

5 Boone Jenner, 4/16-4/26/14; 3g, 2a

MOST CONSECUTIVE GAMES WITH SHOT ON GOAL

6 Ryan Johansen, 4/16/14-current; 18 shots
Artem Anisimov, 4/16-4/28/14; 16 shots
Boone Jenner, 4/16/14-current; 16 shots
Jack Skille, 4/16-4/28/14; 8 shots
Matt Calvert, 4/16/14-current; 13 shots

MOST CONSECUTIVE GAMES PLAYED - GOALTENDER

6 Sergei Bobrovsky, 4/16/14-current

MOST CONSECUTIVE GAMES STARTED - GOALTENDER

6 Sergei Bobrovsky, 4/16/14-current

CONSECUTIVE WINS - GOALTENDER

1 (2x) Sergei Bobrovsky, 4/23/14, most recent

CONSECUTIVE GAMES UNBEATEN - GOALTENDER

1 (2x) Sergei Bobrovsky, 4/23/14, most recent

LONGEST SHUTOUT STREAK

103:16 Sergei Bobrovsky, 4/19-4/21/14

MOST CONSECUTIVE GAMES WITH SV% ABOVE .900

2 Sergei Bobrovsky, 4/19-4/21/14

MOST CONSECUTIVE GAMES WITH 30 OR MORE SAVES

2 (2x) Sergei Bobrovsky, 4/19-4/21/14 (76 saves)

MOST CONSECUTIVE STARTS ALLOWING THREE GOALS or Less

2 Sergei Bobrovsky, 4/23-4/26/14 at Pittsburgh

FIRST GAME

HOME 4/21/09 vs. Detroit (1-4 L)
AWAY 4/16/09 at Detroit (1-4 L)

FIRST PLAYOFF GAME ROSTER

4/16/09 at Detroit

No.	Player	Position
1	Steve Mason	Goaltender
3	Marc Methot	Defense
8	Jan Hejda	Defense
10	Kris Russell	Defense
14	Raffi Torres	Left Wing
18	R.J. Umberger	Center
19	Micahel Peca	Center
20	Kristian Huselius	Left Wing
22	Mike Commodore	Defense
25	Jason Chimera	Left Wing
27	Manny Malhotra	Center
29	Jason Williams	Center
33	Fredrik Modin	Left Wing
34	Wade Dubielewicz	Goaltender
40	Jared Boll	Right Wing
50	Antoine Vermette	Center
51	Fedor Tyutin	Defense
61	Rick Nash	Left Wing
93	Jakub Voracek	Right Wing
97	Rotislav Klesla	Defense

FIRST STARTING LINEUP

Center: Manny Malhotra
Left Wing: Kritian Huselius
Right Wing: Rick Nash
Defense: Jan Hejda
Defense: Mike Commodore
Goaltender: Steve Mason



NICK FOLIGNO

FIRST WIN

Home 4/23/14 vs. Pittsburgh (4-3, OT)
Road 4/19/14 at Pittsburgh (4-3, 2OT)

FIRST LOSS

Home 4/21/09 vs. Detroit (1-4)
Road 4/16/09 at Detroit (1-4)

FIRST OVERTIME WIN

Home 4/23/14 vs. Pittsburgh (4-3, OT)
Road 4/19/14 at Pittsburgh (4-3, 2OT)

FIRST OVERTIME LOSS

Home -
Road -

FIRST GOAL

Home R.J. Umberger (Rick Nash, Jason Williams), at 16:07 of 3rd period vs. Detroit's Chris Osgood on 4/21/09 (1-4 L)
Road R.J. Umberger (Jakub Voracek) at 11:40 of 2nd period at Detroit's Chris Osgood on 4/16/09 (1-4 L)

FIRST GOAL AGAINST

Home Thomas Holmstrom (Marian Hossa) at 1:07 of 1st period against Steve Mason vs. Detroit on 4/21/09 (1-4 L)
Road Jiri Hudler (Valterri Filppula, Mikael Samuelsson) at 10:48 of 2nd period against Steve Mason at Detroit on 4/16/09 (3-4 L)

FIRST GOAL BY DEFENSEMAN

Home Kris Russell (Raffi Torres) at 15:45 of 2nd period vs. Detroit's Chris Osgood on 4/21/09 (1-4 L)
Road Jack Johnson (Brandon Dubinsky) at 6:20 of 1st period at Pittsburgh's Marc-Andre Fleury on 4/16/14 (3-4 L)

FIRST POWER PLAY GOAL

Home R.J. Umberger (Rick Nash, Jason Williams), at 16:07 of 3rd period vs. Detroit's Chris Osgood on 4/21/09 (1-4 L)
Road Mark Letestu (Jack Johnson, Boone Jenner) at 17:58 of 1st period at Pittsburgh's Marc-Andre Fleury on 4/16/14 (3-4 L)

FIRST SHORTHANDED GOAL

Home Fedor Tyutin (Matt Calvert, Jack Johnson), at 10:21 of 3rd period vs. Pittsburgh's Marc-Andre Fleury on 4/28/14 (3-4 L)
Road Derek MacKenzie (unassisted) at 0:43 of the 2nd period at Pittsburgh's Marc-Andre Fleury on 4/16/14 (3-4 L)

FIRST GAME-WINNING GOAL

Home Nick Foligno at 2:49 of overtime on 4/23/14 vs. Pittsburgh's Marc-Andre Fleury (4-3 OTW)
Road Matt Calvert at 21:10 of overtime on 4/19/14 at Pittsburgh's Marc-Andre Fleury (4-3 2OTW)

FIRST EMPTY NET GOAL

Home -
Road -

FIRST FACE-OFF

Manny Malhotra vs. Detroit's Henrik Zetterberg on 4/16/09 (won) (1-4 L)

FIRST SHOT ON GOAL

Rotislav Klesla at 0:30 of 1st period at Detroit on 4/16/09 (1-4 L)

FIRST MINOR PENALTY

Antoine Vermette at 4:39 of 1st period at Detroit on 4/16/09 (Goaltender Interference) (1-4 L)

PLAYOFFS PERSONNEL & FRANCHISE FIRSTS

FIRST MAJOR PENALTY

-

FIRST MISCONDUCT PENALTY

Mike Commodore at 11:21 of 3rd period at Detroit on 4/16/09 (10-minute) (1-4 L)

FIRST GOALTENDER WIN

Home Sergei Bobrovsky, 22 saves vs. Pittsburgh on 4/23/14 (4-3 OTW)

Road Sergei Bobrovsky, 39 saves at Pittsburgh on 4/19/14 (4-3 OTW)

FIRST GOALTENDER LOSS

Home Steve Mason, 22 saves vs. Detroit on 4/21/09 (1-4 L)

Road Steve Mason, 30 saves at Detroit on 4/16/09 (1-4 L)

FIRST SHUTOUT WIN

Home -

Road -

FIRST SHUTOUT AGAINST

Home -

Road Chris Osgood, 25 saves at Detroit on 4/18/09 (0-4 L)

FIRST MULTI-POINT GAME

Home Kristian Huselius (1g, 1a), Rick Nash (1g, 1a), Kris Russell (1g, 1a) & Raffi Torres (2a) vs. Detroit on 4/23/09 (5-6 L)

Road Jack Johnson (1g, 1a) at Pittsburgh on 4/16/14 (3-4 L)

FIRST TWO-GOAL GAME

Home -

Road Matt Calvert at Pittsburgh on 4/19/14 (4-3 2OTW); 2g

FIRST TWO-ASSIST GAME

Home Raffi Torres vs. Detroit on 4/23/09 (5-6 L); 2a

Road David Savard at Pittsburgh on 4/19/14 (4-3 OTW); 2a

FIRST HAT TRICK

Home -

Road -

FIRST HAT TRICK AGAINST

Home Evgeni Malkin, vs. Pittsburgh on 4/28/14 (3-4 L); 3g

Road -

FIRST THREE-POINT GAME

Home -

Road -

FIRST THREE-ASSIST GAME

Home -

Road -

FIRST FOUR-POINT GAME

Home -

Road -

FIRST FIVE-POINT GAME

Home -

Road -

FIRST PENALTY SHOT


Home -

Road -

FIRST PENALTY SHOT AGAINST

Home -

Road -



HISTORY





JOHN H. McCONNELL FOUNDER

John H. McConnell was the Columbus Blue Jackets' majority owner, chairman and governor. A highly respected business leader, philanthropist and founder of Worthington Industries, he passed away on April 25, 2008 at the age of 84.

Mr. McConnell, who was born on May 10, 1923, in Pughtown, West Virginia, was the son of a steel worker and grew up during the Great Depression. He served aboard the U.S.S. Saratoga during World War II and married his high school sweetheart, Peggy Rardin, upon discharge from the Navy. He then used the GI Bill to enter Michigan State University, where he studied business and played football.

While working for Weirton Steel Corp., Mr. McConnell identified a niche in the industry for custom steel processing services. He used his 1952 Oldsmobile as collateral for a loan and, in 1955, launched Worthington Industries and the steel processing industry. Today, the company he founded in Columbus is traded on the New York Stock Exchange and employs 10,000 people in 81 facilities in 10 countries. It has annual sales of approximately \$3 billion.

He served as chairman until 1996 and retired from the board in 2002. Although he stepped down from a formal leadership role in the company, Mr. McConnell's leadership style, which has been included in the business curriculum at Harvard University and praised by management guru Tom Peters, still drives the company's culture. That philosophy, based on the Golden Rule: "We treat our customers, employees, investors and suppliers as we would like to be treated," is the subject of Mr. McConnell's 2004 book, "Our Golden Rule."

Through his humanitarian and community efforts, Mr. McConnell became widely recognized as one of Columbus' most generous citizens. His charitable contributions led to the McConnell Heart Hospital at Riverside Hospital, which provides treatment and prevention services for heart-related illnesses. The more than \$15 million donation to develop the hospital was the largest gift ever received by Riverside Hospital or its parent company, OhioHealth.

In 1997, Mr. McConnell led a group of investors to bring the National Hockey League to Columbus. The Blue Jackets played their first game in September 2000. The arrival of the team brought an influx of development and community pride to Columbus. Before the team even took the ice, he made sure the Blue Jackets organization would serve its community in other ways, too. The Columbus Blue Jackets Foundation was established in March of 2000 to help improve the quality of life throughout central Ohio.

Mr. McConnell also was one of the early investors in the Columbus Crew Major League Soccer franchise and previously was a minority owner of the Pittsburgh Pirates baseball club and the Columbus Destroyers Arena Football League team.

Through his work ethic, business acumen, philanthropy, sense of community and genuine desire to do the right thing for his customers, employees and community, Mr. McConnell established himself as a leader, not only in Columbus, but also throughout the steel industry and the business world.

In September 2008, Mr. McConnell posthumously received from the United States Navy Memorial the Lone Sailor Award, "which is given to Sea Service veterans who have excelled with distinction in their respective careers while exemplifying the core values of Honor, Courage and Commitment." He had previously been named Chief Executive Officer of the Year by *Financial World* magazine, while *Industry Week* magazine recognized him for Excellence in Management. He was the recipient of the Horatio Alger Award and the National Football Foundation Gold Medal Award. He received the 33rd degree Scottish Rite Mason, the Ohio Governor's Award and the Michigan State University Outstanding Alumni Award. He was inducted into the Junior Achievement National Business Hall of Fame, the Central Ohio Business Hall of Fame and the Columbus Hall of Fame.

TEAM QUICK FACTS

National Hockey League Franchise Awarded: June 25, 1997
 Inaugural Season: 2000-01
 Team Colors: Union Blue, Goal Red, Capital Silver
 Home Arena (capacity): Nationwide Arena (18,144)
 Practice Facility: OhioHealth Ice Haus (located at Nationwide Arena)
 200 W. Nationwide Blvd., Columbus, OH 43215; (614) 246-3380
 Minor League Affiliates: Lake Erie Monsters (AHL), Kalamazoo Wings (ECHL)
 Team Digital Properties: BlueJackets.com; Facebook.com/ColumbusBlueJackets; Twitter.com/BlueJacketsNHL
 Television Affiliate: FOX Sports Ohio
 Flagship Radio Stations: WBNS-FM 97.1 and CD102.5 FM

HISTORY BEHIND THE NAME

The Blue Jackets' name pays homage to Ohio's contributions to American history and the great pride and patriotism exhibited by its citizens, especially during the Civil War as both the state of Ohio and the city of Columbus were significantly influential on the Union Army. Ohio contributed more of its population to the Union Army than any other state, while many of the uniforms worn by the Union soldiers were manufactured in Columbus.

THE COLORS

The Blue Jackets' colors help define the team and tell its story. The colors consist of Union Blue, Goal Red and Capital Silver. Union Blue represents the color worn by the Union Army, while Goal Red references the most exciting moment in hockey and Capital Silver is reflected in the star on the logo, which signifies Columbus as the capital of Ohio.

THE LOGOS



PRIMARY LOGO

The club's primary logo is inspired by the state flag of Ohio, with its unique pennant shape, red, white & blue colors and white stars, in the shape of the letter C. That image overlays the familiar Blue Jackets' star. The official state flag of Ohio, called the Ohio burgee, is based upon the pennant used by the Ohio cavalry from 1862-65. Ohio's is the only American state flag that is not shaped in a rectangle.



SECONDARY LOGO

The Blue Jackets new secondary logo was introduced in the summer of 2015. The mark is similar to the club's current third jersey logo as the team name "Columbus Blue Jackets" encircles the cannon in a ribbon inspired by Civil War medals while a single star centered at the bottom of the crest signifies Columbus as Ohio's capital. The difference is the logo is comprised of the club's primary colors – Union Blue, Goal Red, Capital Silver and White. It replaces the secondary logo that entailed the blue Union Army cap that features two crossed hockey sticks lying on a red with white trim background surrounded by a blue with silver trim oval containing two stars anchoring the words "Columbus Blue Jackets" that was unveiled in 2003.



THIRD JERSEY LOGO

The Blue Jackets introduced their third jersey logo in 2010. The mark reinforces the connection between the team name and its Civil War heritage, depicting the hockey club's signature 1857 Napoleon cannon that fires each time the Blue Jackets score at Nationwide Arena. The team name "Columbus Blue Jackets" encircles the cannon in a ribbon inspired by Civil War medals, while a single star centered at the bottom of the crest signifies Columbus as Ohio's capital.

FRANCHISE TIMELINE

Nov. 1, 1996 – Columbus Hockey Limited, a partnership formed by five investors interested in attracting a National Hockey League expansion team to Columbus, Ohio, submits an application and a \$100,000 fee to the NHL office.

Jan. 13, 1997 – Columbus Hockey Limited makes a formal presentation to the NHL in New York.

May 31, 1997 – Nationwide Insurance announces plans to privately finance a \$150 million arena in downtown Columbus.

June 25, 1997 – The NHL awards the city of Columbus an expansion franchise along with Nashville, Tenn., Atlanta, Ga., and St. Paul, Minn.

Nov. 11, 1997 – Team officials announce that the name of the franchise will be the Blue Jackets, celebrating patriotism, pride and the rich Civil War history in the state of Ohio and, more specifically, the city of Columbus.

Feb. 11, 1998 – Doug MacLean, who led Florida to the 1996 Stanley Cup Final as the team's head coach, is named general manager of the Blue Jackets. Shortly after, he would also accept the role as the organization's president.

May 26, 1998 – Ground is broken in downtown Columbus on the site of Nationwide Arena, future home of the Blue Jackets.

July 13, 1998 – Jim Clark is named assistant general manager of the Blue Jackets.

Feb. 9, 1999 – The Columbus Blue Jackets Fan Preview Center opens. The state-of-the-art, interactive marketing facility is aimed at enhancing season ticket sales by simulating the Nationwide Arena experience to fans.

Feb. 25, 1999 – Don Boyd is named the director of amateur scouting for the Blue Jackets.

Sept. 30, 1999 – The Syracuse Crunch of the American Hockey League is named the minor-league affiliate of the Columbus Blue Jackets.

Oct. 14, 1999 – The team unveils its home and road jerseys with Mike Emrick, television voice of the New Jersey Devils, presiding over the event. Over 4,000 enthusiastic fans attend the unveiling at the Easton Town Center.



Mar. 29, 2000 – The team announces the formation of the Columbus Blue Jackets Foundation, a grant-making public charity that will orchestrate the team's community development and fund-raising programs.

May 1, 2000 – Team officials meet with NHL executives in New York and it is determined that the Blue Jackets have met all requirements for admission into the league, including the sale of over 12,000 season tickets. As a recognized franchise, the Blue Jackets may now officially actively participate in all NHL-related matters.

May 4, 2000 – The Blue Jackets sign the first player in the history of the organization, Niagara University goaltender Greg Gardner.

May 11, 2000 – The Blue Jackets negotiate the first trade in the history of the organization, sending their fourth and ninth round picks in the 2000 NHL Entry Draft to the New York Islanders for forward Chris Nielsen.

June 23, 2000 – The Blue Jackets and Minnesota Wild participate in the 2000 Expansion Draft in Calgary, Alberta.

June 24 - 25, 2000 – The Blue Jackets select 11 players in their first Entry Draft at the Saddledome in Calgary, Alberta. With the first pick in team history, the club tabs Brampton Battalion defenseman Rostislav Klesla with the fourth overall pick.

July 3 - 4, 2000 – Columbus makes its first significant splash in the free agent market by signing defenseman Lyle Odelein and goaltender Ron Tugnutt on back-to-back days.

July 5, 2000 – The Blue Jackets name former Calgary Flames and Team Canada bench boss Dave King as the first head coach in team history. Shortly thereafter, Newell Brown is named associate coach, Gerard Gallant assistant coach and Rick Wamsley goaltending coach.

Sept. 8, 2000 – The Blue Jackets open their training camp at the CoreComm Ice Haus, the only practice facility in the NHL housed where the team plays its games.

Sept. 8-9, 2000 – The grand opening of Nationwide Arena takes place and features a pair of sold out concerts by country music superstars Tim McGraw and Faith Hill.

Sept. 15, 2000 – Columbus plays its first preseason game at Mellon Arena in Pittsburgh. The Penguins defeat the Blue Jackets 3-2. Martin Spanhel scores the "unofficial" first goal in team history.

Oct. 7, 2000 – Welcome to the NHL, Columbus! The Blue Jackets jump out to a 3-0 first period lead, but suffer a 5-3 loss to the Chicago Blackhawks before a sellout crowd of 18,136 in their inaugural NHL game. Bruce Gardiner scores the first goal in team history at 7:34 of the first period.

Oct. 12, 2000 – Kevyn Adams scores two goals, including the game-winner at 4:13 of the second period, as the Blue Jackets post the first win in franchise history with a 3-2 victory over the Calgary Flames at the Pengrowth Saddledome.

Oct. 27, 2000 – Marc Denis makes 32 saves to lead the Blue Jackets to a 3-1 win over the Washington Capitals. The win is the first in club history at Nationwide Arena.

Dec. 18, 2000 – Ron Tugnutt makes 27 saves to record the first shutout in team history in a 2-0 win over the Canadiens at the Molson Centre in Montreal.

Feb. 10, 2001 – Geoff Sanderson collects the first hat trick in team history as he scores all of the Blue Jackets' goals in a 3-1 win over Nashville at Nationwide Arena.

Mar. 19, 2001 – David Vyborny becomes the first rookie in NHL history to score a pair of penalty shot goals in one season when he beats Nashville's Tomas Vokoun. He also scored on Chicago's Robbie Tallas on Oct. 15.

Mar. 24, 2001 – Espen Knutsen sets a club record for assists and points in a game with five in a 6-4 win over the Calgary Flames at Nationwide Arena.

Apr. 8, 2001 – Ron Tugnutt makes 29 saves to beat the Chicago Blackhawks 4-3 in overtime and picks up his 22nd win of the season to set a new NHL record for wins by a goaltender on an expansion team.

June 23 - 24, 2001 – The Blue Jackets select 11 players, including Montreal Rocket goaltender Pascal Leclaire with the eighth overall pick, at the 2001 Draft at National Car Rental Center in Sunrise, Fla.

July 6, 2001 – The Blue Jackets name assistant general manager Jim Clark executive vice-president and assistant general manager, Bob Strumm director of pro scouting and Paul Castron assistant director of amateur scouting.

Sept. 16, 2001 – The Blue Jackets hold a "Red, White & Blue" scrimmage at Nationwide Arena to raise money for victims of the 9/11 tragedies. Members of the Columbus Police and Fire Department hockey teams collect nearly \$35,000 at the event.

Oct. 4 - 8, 2001 – The Blue Jackets are fit to be tied as the club opens its second NHL season with three consecutive ties. Columbus battles St. Louis to a 3-3 tie at Nationwide Arena on Oct. 4 and then comes away with 3-3 and 2-2 stalemates in a home-and-home series against Philadelphia.

Nov. 21, 2001 – Columbus plays the first game in team history that ends in a scoreless tie following regulation play. However, Luc Robitaille's goal at 4:17 of overtime gives Detroit a 1-0 win. Columbus would suffer a similar fate vs. Nashville on Feb. 9.

Feb. 2, 2002 – Espen Knutsen becomes the first player to represent the Blue Jackets at the NHL All-Star Game. He tallies a goal and an assist to help the World Team to an 8-5 win over the North American squad at the STAPLES Center in Los Angeles. He is also the first native of Norway to play in the game.

Feb. 8, 2002 – David Vyborny's third period goal lifts the Blue Jackets past league-leading Detroit and gives Columbus its first-ever win at Joe Louis Arena. The loss was one of just seven suffered by the eventual Stanley Cup champions at home.

Mar. 16, 2002 – Brittanie Cecil, 13, is struck by a deflected puck while attending the Blue Jackets game against the Calgary Flames at Nationwide Arena. She dies two days later, becoming the first fan fatality in the NHL's 85-year history. The Blue Jackets honor her memory by wearing a heart shaped decal with her initials "BNC" on their helmets for the remainder of the season.

March 23 - 24, 2002 – The Blue Jackets host the Seventh Annual Willie O'Ree All-Star Weekend, which features kids ages 10-12 who are participants in the NHL Diversity Task Force™ program. The game on Mar. 24 draws a record crowd in excess of 4,000 fans at Nationwide Arena.

Apr. 12, 2002 – The Blue Jackets beat the Atlanta Thrashers 5-4 in overtime in the final home game of the 2001-02 season. The 18,136 fans in attendance mark the club's 56th-consecutive sellout at Nationwide Arena.

June 17, 2002 – Assistant Director of Amateur Scouting Paul Castron is named director of player development for the Blue Jackets.

June 22, 2002 – The Blue Jackets, who are expected to select third overall at the 2002 Draft at Air Canada Centre in Toronto, trade up to get the first overall pick and use it to select London Knights left wing Rick Nash.



June 22 - 23, 2002 – An active draft weekend finds the Blue Jackets making five trades and selecting 13 players at the 2002 Draft at Air Canada Centre in Toronto.

June 27, 2002 – The Blue Jackets' arrival in Columbus is voted the top moment in Columbus sports history by fans, it is announced at "Columbus Celebrates Sports," a fund-raising event hosted by the Greater Columbus Convention and Visitor's Bureau to kick off the newly formed Columbus Sports Commission.

July 17, 2002 – Gord Murphy is named assistant coach of the Blue Jackets.

Sept. 16, 2002 – For the first time, the Blue Jackets conduct a portion of training camp outside Columbus, traveling to Cahill Stadium in Summerside, PEI, Canada for five days of practices and scrimmages.

Oct. 10, 2002 – The Blue Jackets win their season and home-openers for the first time in club history, beating the Chicago Blackhawks 2-1 at Nationwide Arena. Rick Nash becomes the eighth first-overall NHL draft pick, and first since Eric Lindros in 1991, to score a goal in his first NHL game.

Oct. 19, 2002 – Columbus' home sellout streak of 58 consecutive games is snapped as a crowd of 17,424 is on hand to watch the Blue Jackets beat Florida 4-1 at Nationwide Arena. The streak began on Jan. 27, 2001 vs. Anaheim and ended on Oct. 14, 2002 vs. Phoenix.

Jan. 7, 2003 – The Blue Jackets fire head coach Dave King. President and General Manager Doug MacLean replaces him as interim head coach for the remainder of the season.

Jan. 8 - 11, 2003 – Columbus posts three-straight road wins for the first time in team history, beating Minnesota (2-1 on Jan. 8), Vancouver (3-2 on Jan. 10) and Calgary (7-2 on Jan. 11) in Doug MacLean's first three games behind the bench.

Feb. 1, 2003 – Rick Nash and Rostislav Klesla play in the Topps/NHL YoungStars Game during NHL All-Star Weekend in Sunrise, Fla. Nash notches 2-1-3 in the contest.

Feb. 2, 2003 – Ray Whitney becomes the second Blue Jacket to play in the NHL All-Star Game and tallies 0-1-1 to help the Western Conference to a 6-5 win at the Office Depot Center in Sunrise, Fla.

Mar. 20, 2003 – Tyler Wright scores three goals in a 4-3 OT win vs. Toronto to become the first player in Blue Jackets history to record two hat tricks in a season. He also scored three times in a 5-1 win vs. Los Angeles on Oct. 27, 2002.

Mar. 29, 2003 – Geoff Sanderson becomes the first player in team history to score four goals in a game in a 6-4 win at Calgary. Sanderson adds an assist and Andrew Cassels tallies 1-4-5 as each ties the club record for points in a game.

Apr. 4, 2003 – During the third period vs. Detroit, Marc Denis breaks the NHL single season record for minutes played by a goaltender (4,433 by New Jersey's Martin Brodeur in 1995-96). He finishes the season with a new standard of 4,511.

June 6, 2003 – The Blue Jackets announce that Doug MacLean will remain as the club's head coach.

June 21 - 22, 2003 – Columbus selects 10 players, including right wing Nikolai Zherdev with the fourth overall pick, at the 2003 Draft at the Gaylord Entertainment Center in Nashville, Tenn. Parma native Dan Fritsche becomes the first Ohio-born player drafted by the Blue Jackets when the club selects him in the second round, 46th overall.

Oct. 9, 2003 – The Blue Jackets open on the road for the first time in club history, suffering a 2-1 defeat against the Atlanta Thrashers.

Oct. 11 - 16, 2003 – Marc Denis makes 25 saves as the Blue Jackets post their first shutout in a home opener with a 5-0 win against the New York Rangers. Coupled with wins against Vancouver and Chicago, the Blue Jackets open the season 3-0 at Nationwide Arena.

Oct. 13, 2003 – The Blue Jackets' "Third Jersey" is unveiled during a ceremony outside of Nationwide Arena. Later that night, the Blue Jackets defeat the Vancouver Canucks 3-2 in their first game wearing the "Third Jersey."

Jan. 1, 2004 – Gerard Gallant takes over as interim head coach after Doug MacLean relinquishes the role of head coach. A day later, Gallant wins his debut with a 2-0 victory at Tampa Bay.

Feb. 6, 2004 – Nikolai Zherdev represents the Blue Jackets in the NHL YoungStars Game during the NHL All-Star Game Weekend in St. Paul, MN. Zherdev records a goal and an assist in the game.

Feb. 7, 2004 – Nineteen-year old Rick Nash plays in the NHL All-Star Game for the Western Conference at the Excel Energy Center in St. Paul, MN. Nash is the first teenager to play in the game in 12 years and youngest to play in the game since 1986.

Feb. 20, 2004 – For the first time in franchise history, all four of the Blue Jackets' first round picks play in the same game. Rostislav Klesla, Pascal Leclaire, Rick Nash and Nikolai Zherdev play as the Jackets lose 3-2 at Phoenix in Leclaire's first-ever NHL game.

Mar. 21 - 27, 2004 – The Blue Jackets tie a team record with four consecutive victories culminated by a 3-2 overtime victory at Nashville on Mar. 27. The streak included wins at Vancouver, and home victories against Minnesota and Anaheim.

Apr. 3, 2004 – Rick Nash nets his 41st goal of the season in the Blue Jackets' final game of the season. Nash finishes the season tied with Atlanta's Ilya Kovalchuk and Calgary's Jarome Iginla for the NHL lead in goals, netting him a share of the Maurice "Rocket" Richard Trophy. He becomes the youngest player in NHL history in lead the League in goals. The Jackets defeated the Detroit Red Wings 4-1 at Joe Louis Arena.

June 25, 2004 – The Blue Jackets announce that Gerard Gallant will remain as head coach. Former University of North Dakota Head Coach Dean Blais is named associate coach.

FRANCHISE TIMELINE

June 26 – 27, 2004 – The Blue Jackets select 11 players, including Lewiston's Alexandre Picard with the eighth overall pick at the 2004 Draft at RBC Center in Raleigh, N.C.

Aug. 20 – 29, 2004 – Team USA holds its training camp for the 2004 World Cup of Hockey at Nationwide Arena, including pre-tournament games against Team Canada and Team Russia.

Sept. 15, 2004 – The Collective Bargaining Agreement between the National Hockey League and the National Hockey League Players' Association expires. NHL Commissioner Gary Bettman announces that the league will not resume play until a new CBA is reached.

Feb. 16, 2005 – NHL Commissioner Gary Bettman announces that due to the lack of a new Collective Bargaining Agreement between the league and its players, the 2004-05 season has been cancelled.

Apr. 30 – May 15, 2005 – Blue Jackets left wing Rick Nash leads Team Canada to a silver medal at the 2005 World Championships. He leads the tournament in goal scoring, ranks second in points and is named to the All-Tournament team as he tallies 9-6-15 with a +7 plus/minus rating in nine games.

July 13, 2005 – The NHL and NHLPA announce an agreement in principle on a new Collective Bargaining Agreement.

July 22, 2005 – NHL Commissioner Gary Bettman announces that a new Collective Bargaining Agreement between the league and its players has been reached and NHL hockey will return in October 2005.

July 30, 2005 – The Blue Jackets select eight players, including Vancouver Giants center Gilbert Brule with the sixth overall pick, at the 2005 Draft held at the Westin Hotel in Ottawa.

Aug. 1 – 10, 2005 – In the opening days of the first free agent signing period under the new CBA, the Blue Jackets agree to terms with several players, including defensemen Adam Foote and Bryan Berard, forward Jan Hrdina and goaltender Martin Prusek.

Aug. 8, 2005 – The Blue Jackets re-sign left wing Rick Nash to a five-year contract.

Aug. 30, 2005 – Director of Amateur Scouting Don Boyd is promoted to director of player personnel.

Oct. 28, 2005 – The Blue Jackets beat Minnesota 2-1 at Nationwide Arena in the first game decided by a shootout in team history. Trevor Letowski beats Wild goaltender Dwayne Roloson in the eighth round to give the Jackets the win.

Nov. 15, 2005 – The Blue Jackets acquire six-time All-Star Sergei Fedorov and a fifth round pick in the 2006 NHL Draft from Anaheim in exchange for Tyler Wright and Francois Beauchemin.



Dec. 6, 2005 – Adam Foote is named the fourth captain in franchise history.

Dec. 21, 2005 – David Vyborny misses his first game since Oct. 17, 2002, snapping his franchise-record streak of 194 consecutive games played. He suffered a rib injury vs. Detroit on Dec. 20.

Jan. 8, 2006 – Bryan Berard scores three goals to collect his first career hat trick in a 5-2 win at Phoenix.

February 14 – 25, 2006 – Four Blue Jackets compete at the Winter Olympics in Turin, Italy. David Vyborny leads the Czech Republic to a bronze medal, while Rick Nash (Canada), Adam Foote (Canada) and Radoslav Suchy (Slovakia) also participate.

Mar. 24 – Apr. 3, 2006 – The Blue Jackets set a franchise record for consecutive wins with six, culminating with a 3-1 win at Nashville. The club also had road wins at St. Louis and Detroit and home wins over Calgary, San Jose and Chicago during the streak that was snapped with a 6-5 shootout loss at Detroit on Apr. 7.

Mar. 25, 2006 – Trailing 3-0 entering the third period, the Blue Jackets rally for four goals in the span of 7:37 to take a 4-3 lead over the Detroit Red Wings at Joe Louis Arena and go on to win 5-4 in a shootout.

Apr. 7, 2006 – Rick Nash scores his third goal, including the game-tying goal at 19:27 of the third period, to record his first career hat trick in a 6-5 shootout loss at Detroit.

Apr. 18, 2006 – Sergei Fedorov scores at 0:35 of overtime to give Columbus a 5-4 win over Dallas in the season finale at Nationwide Arena. The goal is Fedorov's 14th career overtime goal, which is tied with Toronto's Mats Sundin for the all-time lead in NHL history. The Blue Jackets finish the season with the most wins (35) and points (74) in franchise history.

June 24, 2006 – The Blue Jackets select 10 players, including Drummondville Voltigeurs center Derick Brassard with the sixth overall pick, at the 2006 Draft held at General Motors Place in Vancouver.

July 7, 2006 – Syracuse Crunch Head Coach Gary Agnew is named assistant coach of the Blue Jackets.

July 21, 2006 – Paul Castron is promoted to director of amateur scouting of the Blue Jackets.

Aug. 1, 2006 – Clint Malarchuk is named goaltending coach of the Blue Jackets.

Nov. 13, 2006 – The Blue Jackets fire head coach Gerard Gallant. Assistant Coach Gary Agnew is named interim head coach the following day.

Nov. 22, 2006 – Ken Hitchcock is named the fourth head coach in Blue Jackets history.

Dec. 2 – 9, 2006 – First-year NHL goaltender Fredrik Norrena plays 155:28 without allowing a goal to set a franchise record for the longest shutout streak. The stretch includes back-to-back shutouts at Edmonton (4-0, 21 saves) and Colorado (3-0, 42 saves).

Jan. 5, 2007 – For just the second time in team history, the Blue Jackets rally from a three-goal third period deficit to beat the Anaheim Ducks 4-3 at Honda Center. Columbus scores three times in a span of 1:54 capped by Manny Malhotra's game-winner with 1:20 left in the period. Goaltender Fredrik Norrena preserves the win by stopping All-Star Teemu Selanne's penalty shot attempt at the 19:39 mark.

Jan. 24, 2007 – Rick Nash makes his second consecutive appearance at the NHL All-Star Game played at American Airlines Center in Dallas. He registers four points on two goals and two assists to lead the Western Conference to a 12-9 win.

Feb. 24, 2007 – Columbus scores two shorthanded goals in a game for the first time in team history to overcome a 2-0 deficit to beat the New York Rangers 3-2 at Madison Square Garden. Jason Chimera's shorthanded goal at 11:02 of the second period tied the game at 2-2 and Rick Nash's shorthanded tally just 4:52 later is the game-winner.

Apr. 19, 2007 – Blue Jackets announce that President/General Manager Doug MacLean has been relieved of his duties with the organization. Michael Priest is named president of the organization and Jim Clark will serve as interim general manager.

Apr. 27 – May 13, 2007 – Five Blue Jackets – Rick Nash (Canada), Jason Chimera (Canada), David Vyborny (Czech Republic), Rostislav Klesla (Czech Republic) and Fredrik Norrena (Finland) – and prospects Raffaele Sannitz (Switzerland) and Jaroslav Balastik (Czech Republic) participate in the 2007 World Championships in Russia. Nash, who is named MVP of the tournament, and Chimera win gold medals for Canada, while Norrena helps Finland capture the silver medal.

June 15, 2007 – Scott Howson is named the second general manager in Blue Jackets history.

June 22 - 23, 2007 – The Blue Jackets select seven players, including Halifax Mooseheads right wing Jakub Voracek with the seventh overall pick, at the 2007 Draft held at Nationwide Arena.

June 28, 2007 – Claude Noel is named assistant coach of the Blue Jackets.

July 26, 2007 – Former Blue Jackets player Tyler Wright is named the club's development coach.

Nov. 23, 2007 – Pascal Leclaire makes 32 saves in a 4-0 win at Minnesota to record his team record sixth shutout in just his 15th start of the season. He would end the season with nine, ranking second in the NHL.

Dec. 26, 2007 - Jan. 15, 2008 – The Blue Jackets set a franchise record by winning six consecutive home games. The club beats Atlanta, Carolina, Edmonton, St. Louis, Nashville and Vancouver at Nationwide Arena during that stretch.

Dec. 31, 2007 – Rick Nash scores three goals to collect the 12th hat trick in Blue Jackets history in a 4-2 win over the Edmonton Oilers at Nationwide Arena. It is Nash's second career hat trick.

Jan. 17, 2008 – Rick Nash scores one of the most dynamic goals in NHL history as he beats a pair of Phoenix defensemen and goaltender Mikael Tellqvist with 21.5 seconds left in regulation to lift Columbus to a 4-3 win at Jobing.com Arena.

Jan. 27, 2008 – Rick Nash sets an NHL All-Star Game record by scoring a goal just :12 into the game en route to collecting the 15th hat trick in All-Star Game history at Philips Arena in Atlanta. The game marks Nash's third-straight All-Star Game selection after combining for 5-2-7 in the previous two games.

Feb. 23, 2008 – Pascal Leclaire records his ninth shutout of the season with 31 saves to beat the Montreal Canadiens 3-0 at Bell Centre. The Jackets improve to 3-1-1 all-time at Montreal, including two shutouts.

Mar. 12, 2008 – Rick Nash is named the fifth captain in franchise history.

Apr. 5, 2008 – Ken Hitchcock becomes just the 20th head coach in NHL history to reach the 900-game milestone when the Blue Jackets take on the St. Louis Blues at Scottrade Center.

Apr. 6, 2008 – Jason Chimera misses the season finale due to a groin injury, which ends his franchise record for consecutive games played at 243. The streak began on Oct. 9, 2005 at Chicago in his first game with the club.

April 25, 2008 – Blue Jackets majority owner and chairman John H. McConnell passes away at the age of 84. His son, John P. McConnell, assumes the duties of majority owner, chairman and governor for the hockey club.

May 2 - 18, 2008 – Six Blue Jackets compete at the 2008 IIHF World Championships in Canada. Head Coach Ken Hitchcock, Rick Nash, Jason Chimera and Pascal Leclaire represent the host Canadians, while Jiri Novotny and Jan Hejda play for the Czech Republic. Canada wins the silver medal as Nash is named to the All-Tournament Team for the third consecutive year.

June 20, 2008 – The Blue Jackets acquire center R.J. Umberger and a fourth round pick in the 2008 Draft from the Philadelphia Flyers in exchange for first and third round picks in 2008. Umberger becomes the first Ohio State hockey player to join the Blue Jackets organization.

June 20 - 21, 2008 – The Blue Jackets select nine players, including CSKA forward Nikita Filatov with the sixth overall pick, at the 2008 Draft held at Scotiabank Place in Ottawa.

July 3, 2008 – Chris MacFarland is promoted to assistant general manager.

July 9, 2008 – The Blue Jackets sign Head Coach Ken Hitchcock to a three-year contract extension through 2011-12 season.

Oct. 17, 2008 – Rookies Nikita Filatov and Jakub Voracek set a franchise record for fastest two goals scored vs. Nashville. The duo scores just :08 apart as Filatov lights the lamp at 14:18 of the first period and Voracek follows suit at the 14:26 mark.

Dec. 23, 2008 - Jan. 2, 2009 – Rookie Steve Mason sets the franchise record for longest shutout streak at 199:19 and becomes the first Blue Jackets goaltender to record three-straight shutouts – Dec. 27 vs. Philadelphia, Dec. 29 at Los Angeles and Dec. 31 at Anaheim.

Jan. 9, 2009 – Steve Mason sets a franchise record for most saves in a shutout when he stops 45 shots in a 3-0 win at Washington.

Jan. 10, 2009 – Nikita Filatov scores three goals vs. Minnesota at Nationwide Arena to become the first rookie in Blue Jackets history to record a hat trick.

Jan. 25, 2009 – Rick Nash tallies 1-2-3 for the Western Conference in his fourth NHL All-Star Game, held at Bell Centre in Montreal.

Jan. 27, 2009 – Rick Nash collects his third career hat trick, scoring all three goals, including the game-winner in overtime, in a 3-2 win over Detroit at Nationwide Arena.

Feb. 19, 2009 – Ken Hitchcock becomes the 13th coach in NHL history to record 500 wins when the Blue Jackets beat the Toronto Maple Leafs 4-3 in a shootout at Air Canada Centre.

Mar. 7, 2009 – Rick Nash becomes the first player since Montreal's Maurice "Rocket" Richard in 1947-48 to record an unassisted hat trick as the Jackets set a franchise record for goals in a game in an 8-2 win at Detroit.

Mar. 12, 2009 – A regular season record crowd of 19,167 at Nationwide Arena is on hand to see the Blue Jackets defeat the Pittsburgh Penguins 4-3 in a shootout.

Apr. 8, 2009 – Rick Nash's goal at 14:30 of the third period erases a 3-2 Chicago lead and forces overtime, resulting in the Blue Jackets clinching the first playoff berth in franchise history. Fedor Tyutin's shootout goal is the game-winner as the Jackets beat the Blackhawks 4-3 at United Center.

Apr. 16, 2009 – The Blue Jackets drop a 4-1 decision at Detroit's Joe Louis Arena in the first Stanley Cup Playoff game in franchise history.

Apr. 21, 2009 – A Nationwide Arena record crowd of 19,219 is on hand for the first Stanley Cup Playoff game played in the state of Ohio. Detroit earns a 4-1 win in Game Three of the Western Conference Quarterfinals Series.



June 18, 2009 – Steve Mason wins the Calder Trophy as NHL Rookie of the Year and Rick Nash wins the NHL Foundation Player Award at the 2009 NHL Awards in Las Vegas.

June 26 - 27, 2009 – The Blue Jackets select six players, including Chicago (USHL) defenseman John Moore with the 21st overall pick, at the 2010 Draft held at Bell Centre in Montreal.

June 30, 2009 – The Blue Jackets name Dave Rook goaltending coach.

July 3, 2009 – The Blue Jackets sign captain Rick Nash to an eight-year contract extension.

Oct. 10, 2009 – Mathieu Garon becomes the first goaltender in franchise history to record a shutout in his first start with the Blue Jackets as he makes 36 saves in a 2-0 win at Phoenix.

Nov. 30, 2009 – R.J. Umberger records the 16th hat trick in franchise history with three goals in a 5-2 win over St. Louis at Nationwide Arena.

FRANCHISE TIMELINE

Feb. 3, 2010 – The Blue Jackets fire head coach Ken Hitchcock. Assistant coach Claude Noel is named interim head coach for the remainder of the regular season.

Feb. 13 - 28, 2010 – Six Blue Jackets participate in the 2010 Olympic Games in Vancouver, British Columbia. Rick Nash helps lead Canada to the gold medal, while Samuel Pahlsson (Sweden), Fredrik Modin (Sweden), Fedor Tyutin (Russia), Jan Hejda (Czech Republic) and Milan Jurcina (Slovakia) also participate.

Mar. 25, 2010 – The Blue Jackets tie the franchise record for goals in a game in an 8-3 win over Chicago at Nationwide Arena.

Apr. 9, 2010 – Steve Mason ties his franchise record for most saves in a shutout when he stops 45 shots through regulation play and overtime in a 1-0 SOL vs. Detroit.

May 7 - 23, 2010 – Blue Jackets forward Jakub Voracek (Czech Republic) and defenseman Kris Russell (Canada) compete at the 2010 IIHF World Championships in Germany. Voracek helps the Czech Republic win the gold medal.

June 8, 2010 – Scott Arniel is named the fifth head coach in Blue Jackets history.

June 23, 2010 – Brad Berry is named assistant coach of the Blue Jackets.

June 25 - 26, 2010 – The Blue Jackets select eight players, including Portland Winterhawks center Ryan Johansen with the fourth overall pick, at the 2010 Draft held at STAPLES Center in Los Angeles.

June 29, 2010 – Kevin Collins is named strength & conditioning coach of the Blue Jackets.

July 1, 2010 – Dan Hinote is named assistant coach of the Blue Jackets.

July 5, 2010 – Bob Boughner is named assistant coach of the Blue Jackets.

Oct. 8 - 9, 2010 – The Blue Jackets open their 10th NHL season with a pair of games vs. the San Jose Sharks at Ericsson Globe Arena in Stockholm, Sweden in the 2010 Compuware NHL Premiere. The Sharks win the opener 3-2, while the Jackets take the second game 3-2 on an overtime goal by Ethan Moreau.



Nov. 10, 2010 – The Blue Jackets tie the franchise record for goals and record the most lopsided win in club history when they beat the St. Louis Blues 8-1 at Nationwide Arena.

Nov. 20, 2010 – Rick Nash records the 17th hat trick in Blue Jackets history with three goals in a 3-0 win at San Jose.

Nov. 10 - Dec. 1, 2010 – R.J. Umberger sets a franchise record with points in 10-consecutive games (3-10-13).

Dec. 16, 2010 – Kristian Huselius collects the 18th hat trick in Blue Jackets history with three goals in a 6-3 loss at Edmonton.

Jan. 15 - 18, 2011 – Columbus sets a franchise record by posting an eight-game regulation unbeaten streak on the road (6-0-2), which includes a club-best six-straight road wins from Jan. 19-Feb. 18.

Jan. 30, 2011 – Rick Nash plays in his fifth-straight NHL All-Star Game, tallying 1-1-2 at RBC Center in Raleigh.

Feb. 25, 2011 – Matt Calvert becomes the second rookie in club history to collect a hat trick – the 19th by a Blue Jacket – when he scores three goals in a 5-3 win over Phoenix at Nationwide Arena.

June 6, 2011 – Ian Clark is named goaltending coach of the Blue Jackets.

June 20, 2011 – Todd Richards is named assistant coach of the Blue Jackets.

June 23, 2011 – Columbus acquires All-Star center Jeff Carter from Philadelphia in exchange for Jakub Voracek and first and third round picks in the 2011 Entry Draft.

June 24 - 25, 2011 – The Blue Jackets select six players in the 2011 Draft held at the Xcel Energy Center in St. Paul, Minn. The club's top pick is Oshawa Generals center Boone Jenner, who is taken in the second round, 37th overall.

July 1, 2011 – Two days after acquiring his rights from Montreal, the Blue Jackets sign defenseman James Wisniewski to a six-year contract.

Aug. 2, 2011 – The Blue Jackets promote Tyler Wright to director of amateur scouting and development coach, add Greg Drechsel as an amateur scout and hire Nolan Pratt as an assistant coach for the Springfield Falcons (AHL).

Nov. 19, 2011 – James Wisniewski scores 2:43 into overtime to give Columbus its first win at Nashville since Apr. 3, 2006, snapping a 17-game winless skid.

Dec. 7, 2011 – Craig Patrick is named senior advisor, hockey operations of the Blue Jackets.

Dec. 22, 2011 – Jeff Carter tallies the 20th hat trick in franchise history with three goals at Nashville's Bridgestone Arena.

Jan. 9, 2012 – The Blue Jackets fire Head Coach Scott Arniel. Assistant coach Todd Richards is named interim head coach for the remainder of the season.

Jan. 12, 2012 – Ryan Johansen is one of 12 rookies selected to participate in NHL All-Star Weekend Jan. 26-27 at Scotiabank Place in Ottawa, Ontario.

Feb. 21, 2012 – Jeff Carter registers the 21st hat trick in club history with three goals in a 6-3 win over San Jose at Nationwide Arena.

Feb. 23, 2012 – The Blue Jackets acquire defenseman Jack Johnson and a conditional first round pick from Los Angeles in exchange for Jeff Carter.

Mar. 23, 2012 – R.J. Umberger notches the 22nd hat trick in franchise history with three goals in a 5-1 win over Carolina at Nationwide Arena.

Apr. 5, 2012 – Cam Atkinson becomes the third rookie in club history to collect a hat trick – the 23rd by a Blue Jacket – when he scores three goals in a 5-2 win over Colorado at Pepsi Center.

May 4 - 20, 2012 – Five players participate in the 2012 World Championships in Finland and Sweden. Nikita Nikitin helps lead Russia to the gold medal, while Jack Johnson and Cam Atkinson (United States), Marc Methot (Canada) and prospect Thomas Larkin (Italy) also participate.

May 14, 2012 – The Blue Jackets announce that Todd Richards will remain as head coach.

May 21, 2012 – Brad Larsen is named head coach of the Springfield Falcons, Columbus' American Hockey League affiliate.

June 5, 2012 – Chris Clark is named development coach of the Blue Jackets.

June 20, 2012 – Craig Hartsburg is named associate coach, while Keith Acton is named assistant coach.

June 22 - 23, 2012 – The Blue Jackets select six players, including Everett Silvertips defenseman Ryan Murray with the second overall pick, at the 2012 Draft held at CONSOL Energy Center in Pittsburgh, Pennsylvania.

July 23, 2012 – The Blue Jackets acquire Artem Anisimov, Brandon Dubinsky, Tim Erixon and a 2013 first round pick in exchange for Rick Nash, Steven Delisle and a 2013 conditional third round pick.

Sept. 16, 2012 – The Collective Bargaining Agreement between the National Hockey League and the National Hockey League Players Association expires. NHL Commissioner Gary Bettman announces that the league will not resume play until a new CBA is reached.

Oct. 24, 2012 – John Davidson is named president of hockey operations and alternate governor of the Blue Jackets.

Jan. 6, 2013 – NHL Commissioner Gary Bettman announces that the tentative framework of a new Collective Bargaining Agreement between the league and its players has been reached.

Jan. 19, 2013 – Columbus opens the 12th season in franchise history with a 3-2 win at Nashville as Nick Foligno and Artem Anisimov each scored goals and Sergei Bobrovsky made 32 saves in their Blue Jackets' debuts.

Feb. 11, 2013 – Vinny Prospal and Mark Letestu tie a team record by scoring goals eight seconds apart during a 6-2 win over San Jose at Nationwide Arena.

Feb. 11 - Mar. 31, 2013 – Columbus sets a team record for most consecutive home games earning at least one point, going 9-0-3 over 12 games.

Feb. 12, 2013 – The Blue Jackets announce that Executive Vice President and General Manager Scott Howson has been relieved of his duties with the club.

Feb. 13, 2013 – The Blue Jackets introduce Jarmo Kekalainen as the third general manager in franchise history. The Tampere, Finland native becomes the first European-born general manager in NHL history.

Feb. 26 - Mar. 22, 2013 – The Blue Jackets set a franchise record by earning at least one point in 12 consecutive games, recording an 8-0-4 record during that span.

Mar. 14, 2013 – The National Hockey League announces a realignment plan that has Columbus playing in the Eastern Conference beginning in 2013-14. The Blue Jackets join a division featuring Carolina, New Jersey, NY Islanders, NY Rangers, Philadelphia, Pittsburgh and Washington.

Mar. 31, 2013 – Mark Letestu scores 4:00 into overtime to give Columbus a 2-1 home win over Anaheim and a 10-2-4 record in March, marking the winningest month in franchise history.

Apr. 3, 2013 – Columbus makes several moves prior to the trade deadling, highlighted by the acquisition of All-Star RW Marian Gaborik, Steven Delisle and Blake Partlett from the NY Rangers in exchange for Derick Brassard, Derek Dorsett, John Moore and a sixth round pick in the 2014 NHL Draft.

Apr. 27, 2013 – The Blue Jackets end the 2012-13 campaign with a 3-1 home win over Nashville, giving them a 24-17-7 record and finishing the season with a winning pct. of .573 – the best mark in franchise history.

June 15, 2013 – Sergei Bobrovsky is named the winner of the Vezina Trophy as the NHL's most outstanding goaltender for 2012-13 prior to Game 2 of the Stanley Cup Final at the United Center in Chicago.

June 30, 2013 – Columbus selects eight players at the 2013 NHL Entry Draft in Newark, New Jersey, including three first round picks: forwards Alexander Wennberg, Kerby Rychel and Marko Dano.

July 5, 2013 – The Jackets sign free agent forward Nathan Horton to a seven-year contract.

Jan. 6 - 23, 2014 – The Jackets win a then franchise-record eight consecutive victories, defeating the Rangers, Hurricanes, Jets, Lightning, Capitals, Sabres, Kings and Flyers to set the new mark.

Apr. 9, 2014 – Columbus clinches the second playoff berth in franchise history with a 3-1 road win over the Dallas Stars.

Apr. 19, 2014 – Matt Calvert scores early in the second overtime period to give the Jackets the first postseason victory in franchise history, 4-3 over the Pittsburgh Penguins at CONSOL Energy Center.

Apr. 23, 2014 – Nick Foligno scores 2:49 into overtime to give the Jackets their first-ever home playoff win, 4-3 over Pittsburgh in front of 18,970 fans at Nationwide Arena.

June 16, 2014 – Brad Larsen is named assistant coach of the Blue Jackets after leading the AHL's Springfield Falcons to back-to-back division titles.

June 27 - 28, 2014 – Columbus selects seven players, including USNDP forward Sonny Milano 16th overall, at the 2014 NHL Draft at Wells Fargo Center in Philadelphia.

Dec. 31, 2015 – With a 3-1 win over Minnesota, the Jackets set a club record for best winning percentage in a single month, going 10-1-1 (.875) in December.

Jan. 22 - 25, 2015 – The Blue Jackets and the city of Columbus host the 2015 NHL All-Star Weekend. Nick Foligno captains a team and registers 1-1-2, while Ryan Johansen is voted the game's Most Valuable Player after collecting 2-2-4 in his All-Star Game debut.



Mar. 6 - 28, 2015 – The Jackets set a franchise record with eight-straight road wins, surpassing a six-game win streak set Jan. 15-Feb. 18, 2011.

Mar. 24, 2015 – Scott Hartnell collects the 24th hat trick in franchise history with three goals in a 5-3 win over Anaheim at Nationwide Arena.

Mar. 27, 2015 – Cam Atkinson collects the 25th hat trick in franchise history with three goals in a 5-2 win over Chicago at United Center, marking the first time in club history that the Jackets have scored a hat trick in two straight games.

Apr. 2, 2015 – Columbus earns its sixth multi-goal comeback victory of the season, defeating the NY Islanders 4-3 in a shootout after trailing 1-3 to surpass their previous record of five multi-goal deficit comeback wins in 2005-06, 2006-07 and 2010-11. The Jackets finished with eight multi-goal comeback victories on the season.

Apr. 4, 2015 – Columbus posts its ninth-straight win, beating Pittsburgh 5-3 at home to set a club record for consecutive wins. The streak began on Mar. 18 and eclipsed an eight-game winning streak from Jan. 6-23, 2014.

Apr. 4, 2015 – Nick Foligno collects the 26th hat trick in franchise history with three goals in a 5-3 win over Pittsburgh at Nationwide Arena.



Apr. 11, 2015 – The Blue Jackets earn a 5-4 SO win over the New York Islanders in the final regular season game played at Nassau Coliseum to extend their club record regulation unbeaten streak to 13 games (12-0-1 since Mar. 18). The previous mark was 12 games from Feb. 26-Mar. 22, 2013 (8-0-4).

May 20, 2015 – Nick Foligno is named the sixth captain in franchise history.

June 18, 2015 – Kenny McCudden is named assistant coach.

June 26 - 27, 2015 – The Blue Jackets select nine players, including Michigan defenseman Zach Werenski (8) and Linkoping defenseman Gabriel Carlsson (29), at the 2015 NHL Draft at the BB&T Center in Sunrise, Florida.

June 30, 2015 – Columbus acquires the rights to LW Brandon Saad along with D Michael Paliotta and C Alex Broadhurst from Chicago in exchange for forwards Artem Anisimov, Marko Dano, Corey Tropp and Jeremy Morin as well as a fourth round pick in the 2016 NHL Draft. The Jackets sign Saad to a six-year contract three days later.

ALL-TIME TRANSACTIONS

2000

May 8	Signed LW Jonathan Schill as a free agent.
May 11	Acquired C Chris Nielsen from NY Islanders for fourth and ninth round picks in the 2000 Entry Draft.
May 16	Signed LW Mathieu Darche as a free agent.
May 16	Signed G Greg Gardner as a free agent.
May 17	Signed LW Jeremy Reich as a free agent.
May 25	Acquired C Espen Knutsen from Anaheim for a fourth round pick in the 2001 Draft.
May 26	Signed C Blake Bellefeuille as a free agent.
May 26	Claimed D Jamie Heward off waivers from NY Islanders.
May 29	Signed D Dan Watson as a free agent.
May 30	Signed LW Martin Spanhel as a free agent.
June 2	Signed RW Reggie Savage as a free agent.
June 5	Signed C Brad Moran as a free agent.
June 7	Acquired G Marc Denis from Colorado for a second round pick in the 2000 Entry Draft.
June 8	Signed RW David Vyborny as a free agent.
June 12	Acquired RW Jan Caloun, a ninth round pick in the 2000 Draft and future considerations from San Jose for future considerations.
June 12	Acquired LW Krzysztof Oliwa from New Jersey for third round pick in the 2001 Draft.
June 22	Selected 26 players in Expansion Draft.
June 23	Acquired D Jean-Luc Grand-Pierre, RW Matt Davidson, a fifth round pick in the 2000 Entry Draft and a fifth round pick in the 2001 Draft from Buffalo for past considerations.
June 23	Acquired D Deron Quint from New Jersey for past considerations.
June 29	Signed D Lyle Odelein as a free agent.
July 4	Signed G Ron Tugnutt as a free agent.
July 7	Signed D Frantisek Kucera as a free agent.
July 11	Signed C Serge Aubin as a free agent.
July 18	Signed D Michael Gaul as a free agent.
July 20	Signed D Petteri Nummelin.
July 24	Signed RW Jan Caloun.
Aug. 3	Signed C Bill Bowler as a free agent.
Aug. 3	Signed LW Sean Selmser as a free agent.
Aug. 3	Signed D Andrei Stryubko as a free agent.
Aug. 7	Signed D Sergei Klimentiev as a free agent.
Aug. 16	Acquired RW Kent McDonell from Detroit for a sixth round pick in the 2003 Draft.
Aug. 24	Signed D Kevin Dahl as a free agent.
Aug. 24	Signed RW Mike Maneluk as a free agent.
Aug. 31	Signed G Marc Denis, restricted free agent, to a multi-year contract.
Sept. 24	Signed D Tyler Sloan as a free agent.
Oct. 2	Signed D Rostislav Klesla, a first round draft pick in the 2000 Draft, to a three-year contract.
Oct. 6	Signed LW Steve Maltais as a free agent, to a one-year contract.
Nov. 9	Acquired G Jean-Francois Labbe from NY Rangers for D Bert Robertsson.
Nov. 23	Placed RW Jan Caloun on unconditional waivers.
Nov. 27	Signed RW Alexander Selivanov as a free agent, to a one-year contract.

2001

Jan. 14	Acquired a third round pick in the 2001 Draft from Pittsburgh for LW Krzysztof Oliwa.
Jan. 31	Signed LW Jody Shelley as a free agent.
Mar. 13	Acquired LW Ray Whitney and considerations from Florida for C Kevyn Adams and a fourth round pick in the 2001 Draft.
Mar. 13	Acquired a third round pick in the 2001 Draft from Buffalo for RW Steve Heinze.
Mar. 13	Acquired a sixth round pick in the 2001 Draft from Pittsburgh for D Frantisek Kucera.
Mar. 13	Claimed RW Blake Sloan off waivers from Dallas.

Mar. 14	Re-signed D Radim Bicanek, to a multi-year contract.
May 7	Signed G Karl Goehring as a free agent.
May 10	Signed D Duvie Westcott as a free agent.
May 18	Claimed C Sean Pronger off waivers from NY Islanders.
May 29	Signed C Brett Harkins as a free agent.
May 31	Signed D Jeff Ware as a free agent.
June 20	Signed C Andrej Nedorost.
June 20	Signed LW Martin Paroulek.
June 24	Acquired D Paul Manning from Calgary for a fifth round pick in the 2001 Draft.
July 7	Signed RW David Ling as a free agent.
July 7	Signed C Mike Sillinger as a free agent, to a multi-year contract.
July 9	Re-signed RW Blake Sloan to a multi-year contract.
July 10	Signed D Darrel Scoville as a free agent.
July 13	Re-signed C Tyler Wright to a multi-year contract.
July 31	Re-signed D Mattias Timander.
July 31	Re-signed RW Matt Davidson.
July 31	Re-signed D Andrei Stryubko.
July 31	Re-signed G Greg Gardner.
Aug. 3	Re-signed D Jamie Pushor.
Aug. 23	Re-signed LW Geoff Sanderson to a one-year contract.
Aug. 29	Acquired RW Grant Marshall from Dallas for a second round pick in the 2003 Draft.
Sept. 17	Signed G Andrew Penner as a free agent.
Sept. 17	Signed D Derrick Walser as a free agent.
Sept. 24	Re-signed D Deron Quint to a two-year contract.
Sept. 28	Claimed LW Kirk Muller off waivers from Dallas.
Sept. 28	Acquired D Evgeny Petrochinin from Dallas for LW Kirk Muller.
Oct. 19	Signed G Shane Bendera to a multi-year contract.

2002

Mar. 15	Acquired a fourth round pick in the 2003 Draft from Pittsburgh for D Jamie Pushor.
Mar. 19	Acquired D Jaroslav Spacek and a second round pick in the 2003 Draft from Chicago for D Lyle Odelein.
Mar. 19	Acquired D Jamie Allison from Calgary for RW Blake Sloan.
Apr. 22	Re-signed LW Jody Shelley to a multi-year contract.
Apr. 23	Signed G Pascal Leclaire, first round pick and eighth overall, to a multi-year contract.
May 28	Re-signed RW David Vyborny to a one-year contract.
May 28	Signed C Sean Pronger to a multi-year deal.
May 28	Signed D Scott Heffernan to a multi-year deal.
June 2	Signed RW Ben Knopp to a multi-year contract.
June 18	Acquired 20th overall pick in the 2002 Draft from Dallas for G Ron Tugnutt and the 32nd pick in the 2002 Draft.
June 22	Acquired first overall pick in the 2002 Draft from Florida for third overall pick and future considerations.
June 22	Acquired rights to LW Mike Pandolfo and the 30th overall pick in the 2002 Draft from Buffalo for the 20th overall pick in the 2002 Draft.
June 22	Acquired the 41st and 96th picks overall in the 2002 Draft from Atlanta for the 30th overall in the 2002 Draft.
June 22	Acquired a fourth round pick in the 2002 Draft from NY Islanders for D Mattias Timander.
June 23	Acquired sixth and seventh round picks in the 2002 Draft from Philadelphia for a fifth round pick in the 2003 Draft.
June 23	Acquired ninth round pick in the 2002 Draft from Florida for ninth round pick in the 2003 Draft.
June 26	Re-signed RW Grant Marshall to a multi-year deal.
June 26	Signed C/LW Lasse Pirjeta to a one-year deal, with the option for a second season.
June 27	Re-signed G Marc Denis to a multi-year contract.
July 2	Signed RW Tim Jackman to a multi-year contract.
July 4	Signed D Scott Lachance as a free agent, to a multi-year contract.
July 4	Signed D Luke Richardson as a free agent, to a multi-year contract.

July 8 Signed LW Mike Pandolfo to a multi-year deal.
July 8 Re-signed D Jamie Allison to a one-year contract.
July 17 Signed C Don MacLean as a free agent, to a one-year deal with a club option for a second season.
July 29 Re-signed C Espen Knutsen to a multi-year deal.
July 29 Re-signed D Jean-Luc Grand-Pierre to a multi-year deal.
July 29 Re-signed LW Geoff Sanderson to a one-year deal.
Aug. 15 Signed C Andrew Cassels as a free agent, to a multi-year contract.
Oct. 4 Claimed D Mathieu Biron from Tampa Bay in the 2002 Waiver Draft.
Oct. 4 Acquired RW Petr Tenkrat from Florida in exchange for D Mathieu Biron.
Oct. 5 Claimed RW Hannes Hyvonen off waivers from Florida.
Oct. 7 Signed LW Rick Nash to a three-year contract.
Dec. 2 Traded RW Chris Nielsen and the rights to D Peterri Nummelin to Atlanta for RW Tomi Kallio and D Pauli Levokari.

2003

Jan. 1 Announced LW Tomi Kallio was claimed off waivers by Philadelphia.
Jan. 20 Signed D Darren Van Impe as a free agent.
Feb. 10 Acquired D Brandon Buckley from Pittsburgh for D Pauli Levokari.
Mar. 10 Traded RW Grant Marshall to New Jersey for a conditional draft pick.
May 7 Re-signed LW Geoff Sanderson and RW David Vyborny.
May 15 Re-signed D Duvie Westcott.
May 15 Signed LW Joe Motzko as a free agent.
June 2 Signed G Fred Brathwaite as a free agent.
June 3 Signed D Aaron Johnson to a multi-year contract.
June 12 Re-signed C Don MacLean to a one-year contract with an option for a second season.
June 12 Re-signed D Pauli Levokari to a one-year contract with an option for a second season.
July 1 Re-signed C Andrew Cassels to a multi-year contract.
July 3 Signed C Todd Marchant as a free agent, to a multi-year contract.
July 3 Signed RW Trevor Letowski as a free agent, to a multi-year contract.
July 15 Signed C Mark Hartigan as a free agent, to a one-year contract.
July 15 Signed D Alexander Guskov to a multi-year deal.
July 18 Re-signed D Derrick Walser.
July 18 Re-signed D Darrel Scoville.
July 22 Acquired D Darryl Sydor from Dallas for C Mike Sillinger and a second round pick in the 2004 Draft.
July 24 Re-signed D David Ling.
July 24 Re-signed C Brad Moran.
Aug. 14 Re-signed RW Kent McDonell.
Aug. 14 Re-signed LW Jeremy Reich.
Aug. 15 Signed RW Nikolai Zherdev to a multi-year contract.
Aug. 26 Re-signed G Karl Goehring.
Oct. 3 Claimed C Travis Green from Toronto in Waiver Draft.
Oct. 3 Acquired a sixth round choice in the 2004 Draft from Boston in exchange for C Travis Green.
Oct. 3 Announced RW Petr Tenkrat was claimed by Toronto in the Waiver Draft.
Oct. 6 Signed C Dan Fritsche to a multi-year contract.
Oct. 10 Signed D Anders Eriksson as a free agent, to a one-year, two-way NHL-AHL contract.
Oct. 30 Acquired D Zenith Komarniski from Vancouver for C Sean Pronger.
Nov. 21 Claimed C Manny Malhotra off waivers from Dallas.
Dec. 10 Signed D Jamie Pushor as a free agent to a one-year contract.
Dec. 16 Announced buy-out agreement had been reached with C Espen Knutsen.
Dec. 31 Announced RW Jean-Luc Grand-Pierre was claimed off waivers by Atlanta.

2004

Jan. 9 Announced D Todd Rohloff was claimed off waivers by Washington.
Jan. 23 Acquired an eighth round pick in the 2004 Draft from NY Rangers for D Jamie Pushor.
Jan. 27 Acquired C Alexander Svitov and a third round pick in the 2004 Draft for D Darryl Sydor and a fourth round pick in the 2004 Draft.
Mar. 9 Acquired a third round pick in the 2004 Draft from Vancouver for LW Geoff Sanderson.
Mar. 9 Acquired C Brian Holzing from Pittsburgh for C Lasse Pirjeta.
Mar. 19 Signed RW Steven Goertzen to a multi-year contract.
Apr. 12 Signed D Prestin Ryan as a free agent.
Apr. 15 Signed C Greg Mauldin as a free agent to a multi-year deal.
Apr. 15 Signed RW Brandon Sugden as a free agent, to a one-year, two-way NHL-AHL contract.
June 1 Signed D Ole-Kristian Tollefsen to a multi-year contract.
June 1 Signed RW Tim Konsorada to a multi-year contract.
June 10 Re-signed D Rostislav Klesla to a one-year contract.
June 16 Acquired G Arturs Irbe from Carolina in exchange for future considerations.
June 28 Claimed LW Geoff Sanderson off waivers from Vancouver.
June 28 Re-signed G Karl Goehring.
June 30 Re-signed RW Kent McDonell.
June 30 Signed RW Tyler Kolarik to an entry level contract.
June 30 Signed C Raffaele Sannitz to an entry level contract.
July 6 Acquired D Rostislav Suchy and a sixth round pick in the 2005 Draft from Phoenix in exchange for a fourth round pick in the 2005 Draft.
July 7 Re-signed C Mark Hartigan.
July 7 Signed D Andre Lakos as a free agent.
July 7 Signed F Mattias Trattnig as a free agent.
July 22 Re-signed D Darrel Scoville.
Aug. 26 Re-signed LW Mike Pandolfo.
Aug. 31 Re-signed C Brad Moran.
Sept. 7 Claimed C Jeff Panzer off waivers from St. Louis.
Sept. 14 Re-signed RW David Vyborny and G Marc Denis to multi-year contracts.
Sept. 14 Claimed D Francois Beauchemin off waivers from Montreal.

2005

July 28 Exercised option on a one-year contract with D Radoslav Suchy.
July 28 Re-signed RW Joe Motzko to a two-year, two-way NHL-AHL contract.
July 28 Re-signed D Duvie Westcott to a two-year contract.
July 28 Signed C Philippe Dupuis to a three-year entry level contract.
July 28 Signed D Marc Methot to a three-year entry level contract.
July 30 Acquired a fourth round pick in the 2005 Draft from Carolina for a fourth round pick in the 2006 Draft and the rights to D Derrick Walser.
Aug. 1 Re-signed D Francois Beauchemin to a two-year contract.
Aug. 2 Signed D Adam Foote as a free agent, to a three-year contract.
Aug. 3 Signed D Bryan Berard as a free agent, to a two-year contract.
Aug. 4 Signed G Martin Prusek as a free agent, to a one-year contract.
Aug. 8 Re-signed LW Rick Nash to a five-year contract.
Aug. 10 Signed C Jan Hrdina as a free agent, to a one-year contract.
Aug. 11 Signed C Ben Simon as a free agent, to a one-year contract.
Aug. 12 Re-signed D Jeff MacMillan as a free agent, to a one-year contract.
Aug. 15 Re-signed RW Tim Jackman to a one-year contract.
Aug. 15 Re-signed D Rostislav Klesla to a one-year contract.
Aug. 15 Re-signed G Pascal Leclaire to a one-year contract.
Aug. 15 Re-signed RW Brandon Sugden to a one-year contract.
Aug. 16 Signed C Andrew Murray to an entry level contract.
Aug. 19 Signed RW Jaroslav Balastik to a one-year contract.
Aug. 22 Re-signed C Mark Hartigan to a two-year, two-way NHL-AHL contract.

ALL-TIME TRANSACTIONS

Aug. 22 Signed D Mark Flood as a free agent, to a three-year entry level contract.
Aug. 22 Signed C Peter Sarno as a free agent, to a one-year, two-way NHL-AHL deal.
Aug. 29 Signed RW Alexandre Picard to a three-year contract.
Aug. 29 Signed G Tomas Popperle to a three-year contract.
Oct. 3 Signed C Gilbert Brule to a three-year contract.
Oct. 4 Claimed D Andy Delmore off waivers from Detroit.
Oct. 8 Acquired D Cale Hulse, C Mike Rupp, LW Jason Chimera from Phoenix for LW Geoff Sanderson and RW Tim Jackman.
Nov. 15 Acquired C Sergei Fedorov, a fifth round pick in the 2006 Draft from Anaheim for D Francois Beauchemin and C Tyler Wright.
Nov. 25 Signed C Geoff Platt as a free agent, to a multi-year contract.
Nov. 29 Claimed D Ron Hainsey off waivers from Montreal.
Dec. 30 Signed LW Darcy Verot as a free agent, to a one-year contract.

2006

Feb. 3 Signed C Joakim Lindstrom to a three-year entry level contract.
Feb. 28 Acquired LW Cam Severson from Calgary for D Cale Hulse.
Mar. 8 Traded D Luke Richardson to Toronto for conditional draft pick.
Apr. 18 Re-signed D Rostislav Klesla to a four-year contract.
May 5 Re-signed RW David Vyborny to a two-year contract.
June 1 Signed G Dan LaCosta to a three-year entry level contract.
June 1 Signed RW Petr Pohl to a three-year entry level contract.
June 1 Signed D Kyle Wharton to a three-year entry level contract.
June 15 Re-signed LW Jody Shelley to a two-year contract.
June 20 Re-signed C Manny Malhotra to a three-year contract.
June 30 Acquired LW Fredrik Modin and G Fredrik Norrena from Tampa Bay for G Marc Denis.
July 1 Signed D Kris Russell to an entry level contract.
July 1 Signed D Anders Eriksson as a free agent, to a one-year contract.
July 1 Re-signed C Alexander Svitov to a multi-year contract.
July 6 Signed G Ty Conklin as a free agent to a one-year, two-way NHL-AHL contract.
July 6 Signed D Tomas Kloucek as a free agent to a one-year, two-way NHL-AHL contract.
July 11 Re-signed D Ron Hainsey to a two-year contract.
July 18 Re-signed G Pascal Leclaire to a two-year contract.
July 21 Signed C Janne Hauhtonen as a free agent to a one-year, two-way NHL-AHL contract.
July 21 Signed D Jamie Pushor as a free agent to a one-year, two-way NHL-AHL contract.
July 22 Re-signed LW Jason Chimera to a two-year contract.
Aug. 8 Signed D Filip Novak as a free agent, to a two-year, two-way NHL-AHL contract.
Aug. 22 Signed C Eric Boguniecki as a free agent to a one-year, two-way NHL-AHL contract.
Sept. 13 Signed RW Anson Carter as a free agent to a one-year contract.
Sept. 28 Re-signed RW Nikolai Zherdev to a three-year contract.
Oct. 25 Acquired D Ryan Caldwell from NY Islanders for C Eric Boguniecki.
Nov. 29 Acquired D Derrick Walser from Carolina for D Mark Flood.

2007

Jan. 26 Acquired LW Curtis Glencross, C Zenon Konopka and a conditional seventh round pick in either the 2007 or 2008 Draft from Anaheim in exchange for RW Joe Motzko, C Mark Hartigan and a fourth round pick in the 2007 Draft.
Feb. 11 Re-signed G Fredrik Norrena to a multi-year contract.
Feb. 23 Acquired a fifth round pick in the 2008 Draft from Carolina for RW Anson Carter.
Feb. 26 Re-signed LW Fredrik Modin to a multi-year contract.
Feb. 27 Acquired a fifth round pick in the 2007 Draft from Buffalo for G Ty Conklin.
Feb. 27 Claimed G Brian Boucher off waivers from Chicago.

Mar. 19 Signed D Jon Landry as a free agent, to a two-year entry level contract.
Mar. 24 Signed D Darcy Campbell as a free agent, to a two-year entry level contract.
Mar. 27 Signed LW Tom Sestito to a three-year entry level contract.
Apr. 7 Signed RW Jared Boll to a three-year entry level contract.
Apr. 7 Signed RW Derek Dorsett to a three-year entry level contract.
May 9 Signed G Steve Mason to a three-year entry level contract.
May 16 Acquired a fifth round pick in the 2007 Draft from Boston in exchange for the rights to D Adam McQuaid.
May 25 Signed LW Kirill Starkov to a three-year entry level contract.
June 1 Signed D Mikko Maenpaa as a free agent, to a one-year, two-way NHL-AHL contract.
July 1 Signed D Sheldon Brookbank as a free agent, to a one-year contract.
July 2 Re-signed D Ole-Kristian Tollefsen to a two-year contract.
July 2 Re-signed C Alexander Svitov to a two-year contract.
July 3 Signed C Jiri Novotny as a free agent, to a two-year contract.
July 5 Signed D Jan Hejda as a free agent, to a one-year contract.
July 10 Re-signed LW Curtis Glencross to a one-year, two-way NHL-AHL contract.
July 10 Re-signed LW Joakim Lindstrom to a one-year, two-way NHL-AHL contract.
July 10 Re-signed C Andrew Murray to a one-year, two-way NHL-AHL contract.
July 10 Re-signed RW Steve Goertzen to a two-year, two-way NHL-AHL contract.
July 11 Signed C Derek MacKenzie as a free agent, to a one-year, two-way NHL-AHL contract.
July 11 Signed D Dan Smith as a free agent, to a one-year, two-way NHL-AHL contract.
Aug. 3 Signed C Jakub Voracek to a three-year entry level contract.
Aug. 7 Signed C Kris Beech as a free agent to a one-year, two-way NHL-AHL contract.
Aug. 23 Signed C Michael Peca as a free agent to a one-year contract.
Sept. 13 Suspended C Alexander Svitov.
Nov. 6 Signed RW Stefan Legein to a three-year entry level contract.
Nov. 15 Acquired D Aaron Rome and D Clay Wilson from Anaheim in exchange for C Geoff Platt.

2008

Jan. 29 Acquired a sixth round pick in the 2009 Draft from San Jose in exchange for LW Jody Shelley.
Feb. 1 Acquired D Dick Tarnstrom from Edmonton in exchange for LW Curtis Glencross.
Feb. 26 Acquired conditional first and fourth round picks from Colorado in exchange for D Adam Foote.
Feb. 26 Acquired D Theo Ruth from Washington in exchange for C Sergei Fedorov.
Feb. 28 Acquired LW Nate DiCasmirro from Phoenix in exchange for RW Steven Goertzen.
Mar. 7 Re-signed C Andrew Murray to three-year contract.
Mar. 28 Signed D Nick Holden to a three-year entry level contract.
Apr. 7 Signed D Grant Clitsome to a three-year entry level contract.
Apr. 29 Re-signed D Jan Hejda to a three-year contract.
May 27 Acquired D Jonathan Sigalet from Boston for the rights to LW Matt Marquardt.
June 20 Acquired C R.J. Umberger and a fourth round pick in the 2008 Draft from Philadelphia for first and third round picks in 2008 Draft.
June 21 Acquired a fourth and fifth round pick in the 2008 Draft from Boston for a fourth round pick in 2008 Draft.
July 1 Acquired LW Raffi Torres from Edmonton for C Gilbert Brule.
July 1 Signed D Mike Commodore as a free agent, to a five-year contract.
July 2 Acquired D Fedor Tyutin and D Christian Backman from NY Rangers for C Dan Fritsche and RW Nikolai Zherdev.

July 2 Signed RW Kristian Huselius as a free agent, to a four-year contract.

July 7 Signed C R.J. Umberger to a four-year contract.

July 7 Re-signed D Clay Wilson to a one-year, two-way NHL-AHL contract.

July 7 Re-signed D Andrey Plekhanov to a two-year, two-way NHL-AHL contract.

July 7 Signed LW John Vigilante as a free agent to a one-year, two-way NHL-AHL contract.

July 9 Signed C Nikita Filatov to a three-year entry level contract.

July 11 Re-signed C Michael Peca to a one-year contract.

July 14 Re-signed C Derek MacKenzie to a two-year, two-way NHL-AHL contract.

July 14 Signed LW Craig MacDonald to a one-year, two-way NHL-AHL contract.

July 15 Acquired conditional draft pick from Anaheim for LW Joakim Lindstrom.

July 16 Re-signed LW Alexandre Picard a one-year, two-way NHL-AHL contract.

July 16 Re-signed D Marc Methot a one-year, two-way NHL-AHL contract.

July 16 Signed C Steve Kelly as a free agent to a one-year, two-way NHL-AHL contract.

July 17 Re-signed D Aaron Rome to a one-year, two-way NHL-AHL contract.

July 25 Signed LW Mike York as a free agent to a one-year contract.

July 30 Re-signed G Pascal Leclaire to a three-year contract.

Aug. 29 Signed RW Maksim Mayorov to a three-year entry level contract.

2009

Jan. 10 Acquired RW Mike Blunden from Chicago for RW Adam Pineault.

Jan. 14 Acquired C Jason Williams from Atlanta for D Clay Wilson and San Jose's sixth round pick in the 2009 Draft.

Jan. 17 Claimed G Wade Dubielewicz off waivers from NY Islanders.

Feb. 21 Claimed C Chris Gratton off waivers from Tampa Bay.

Mar. 4 Acquired C Antoine Vermette from Ottawa for G Pascal Leclaire and a second round pick in the 2009 Draft.

Mar. 4 Acquired G Kevin Lalonde from Calgary for a fourth round pick in the 2009 Draft.

July 1 Signed D Brent Regner to a three-year entry level contract.

July 1 Signed C Samuel Pahlsson as a free agent to a three-year contract.

July 1 Signed G Mathieu Garon as a free agent to a two-year contract.

July 3 Signed C Trevor Frischmon as a free agent to a one-year, two-way NHL-AHL contract.

July 3 Signed LW Rick Nash to eight-year contract extension.

July 6 Signed C Pascal Pelletier as a free agent to a one-year, two-way NHL-AHL contract.

July 10 Re-signed D Jonathan Sigalet to a two-year, two-way NHL-AHL contract.

July 14 Signed D Mathieu Roy as a free agent to a one-year, two-way NHL-AHL contract.

July 21 Re-signed RW Mike Blunden to a one-year, two-way NHL-AHL contract.

July 21 Signed D John Moore to a three-year entry level contract.

July 22 Re-signed D Marc Methot to a two-year contract.

July 28 Re-signed G Dan LaCosta to a one-year, two-way NHL-AHL contract.

Sept. 9 Re-signed LW Alexandre Picard to a one-year contract.

Sept. 12 Re-signed RW Derek Dorsett to a two-year contract extension.

Sept. 15 Re-signed C Antoine Vermette to a five-year contract extension.

Sept. 28 Acquired D Anton Stralman from Calgary for a third round pick in the 2010 Draft.

Oct. 8 Acquired LW Jordan LaVallee-Smotherman from Atlanta for future considerations.

Oct. 20 Acquired D Michael Ratchuk from Philadelphia for RW Stefan Legein.

Dec. 8 Acquired D Brandon Bell and F Tomas Kana from St. Louis for F Pascal Pelletier.

Dec. 28 Acquired D Milan Jurcina and RW Chris Clark from Washington for LW Jason Chimera.

2010

Mar. 1 Acquired C Greg Moore from NY Islanders in exchange for D Dylan Reese.

Mar. 3 Acquired conditional sixth round pick in the 2010 Draft from Washington for D Milan Jurcina.

Mar. 3 Acquired D Nathan Paetsh and a second round pick in the 2010 Draft from Buffalo for LW Raffi Torres.

Mar. 3 Acquired conditional seventh round pick in the 2010 Draft from Los Angeles for LW Fredrik Modin.

Mar. 3 Acquired C Chad Kolarik from Phoenix for LW Alexander Picard.

Mar. 3 Acquired the rights to C Matt Rust from Florida for D Mathieu Roy.

Mar. 18 Signed LW Matt Calvert to a three-year entry level contract.

Apr. 12 Signed D Theo Ruth to a three-year entry level contract.

Apr. 29 Signed D Cody Goloubef to a three-year entry level contract.

May 5 Signed G Gustaf Wesslau to a one-year, two-way NHL-AHL contract.

May 6 Signed D Steven Delisle to a three-year entry level contract.

May 18 Signed RW Tomas Kubalik to a three-year entry level contract.

June 3 Signed D David Savard to a three-year entry level contract.

June 9 Re-signed C Tomas Kana to a one-year, two-way, entry level contract.

June 30 Claimed LW Ethan Moreau off waivers from Edmonton.

July 1 Re-signed C Derek MacKenzie to a two-year, two-way NHL-AHL contract.

July 2 Re-signed C Trevor Frischmon to a one-year, two-way contract.

July 2 Signed D Nate Guenin as a free agent, to a one-year, two-way contract.

July 2 Signed C Kyle Wilson as a free agent, to a one-year, two-way contract.

July 7 Signed G David LeNeveu as a free agent, to a one-year, two-way contract.

July 13 Re-signed RW Jared Boll to a two-year contract.

July 15 Re-signed LW Tom Sestito to a one-year, two-way NHL-AHL contract.

July 16 Re-signed C Chad Kolarik to a one-year two-way NHL-AHL contract.

July 22 Re-signed D Grant Clitsome to a one-year two-way NHL-AHL contract.

July 28 Re-signed D Anton Stralman to a one-year contract.

Aug. 10 Re-signed RW Mike Blunden to a one-year two-way NHL-AHL contract.

Aug. 18 Signed RW Ben Guite as a free agent to a one-year contract.

Sept. 9 Signed C Ryan Johansen to a three-year entry level contract.

Sept. 20 Signed G Steve Mason to two-year contract extension.

Oct. 7 Signed F Oliver Gabriel as a free agent to a three-year entry level contract.

2011

Jan. 4 Acquired C Trevor Smith from Anaheim in exchange for Nate Guenin.

Feb. 26 Claimed D Craig Rivet off waivers from Buffalo.

Feb. 28 Acquired LW Scottie Upshall and D Sami Lepisto from Phoenix in exchange for D Rostislav Klesla and C Dane Byers.

Feb. 28 Acquired RW Greg Moore and the rights to C Michael Chaput from Philadelphia in exchange for LW Tom Sestito.

Mar. 1 Acquired RW Petr Kalus from Minnesota in exchange for future considerations.

Mar. 17 Signed D Anton Blomqvist to a three-year entry level contract.

Mar. 27 Signed RW Cam Atkinson to two-year entry level contract.

ALL-TIME TRANSACTIONS

Mar. 29 Signed G Allen York to a two-year entry level contract.
June 10 Re-signed D Grant Clitsome to a two-year contract.
June 20 Re-signed D Nick Holden to a one-year, two-way NHL-AHL contract.
June 23 Acquired C Jeff Carter from Philadelphia in exchange for Jakub Voracek and first and third round picks in the 2011 Draft.
June 25 Acquired a third round pick in the 2011 Draft from Ottawa in exchange for LW Nikita Filatov.
June 29 Acquired rights to D James Wisniewski from Montreal in exchange for a seventh round pick in the 2012 Draft (became fifth round pick when Wisniewski signed with CBJ).
June 29 Re-signed RW Mike Blunden to a one-year, two-way NHL-AHL contract.
July 1 Signed D James Wisniewski to a six-year contract.
July 1 Signed G Mark Dekanich as a free agent to a one-year contract.
July 1 Signed G Curtis Sanford as a free agent to a one-year, two-way NHL-AHL contract.
July 1 Signed D Dalton Prout to a three-year entry level contract.
July 1 Signed C Andrew Joudrey as a free agent to a two-year, two-way NHL-AHL contract.
July 1 Signed C Nick Drazenovic as a free agent to a one-year, two-way NHL-AHL contract.
July 4 Signed LW Alexandre Giroux as a free agent, to a one-year, two-way contract.
July 5 Signed D Aaron Johnson as a free agent, to a one-year, two-way NHL-AHL contract.
July 5 Re-signed D Marc Methot to a four-year contract.
July 6 Signed D Radek Martinek as a free agent, to a one-year contract.
July 7 Acquired C Ryan Russell from Montreal in exchange for RW Mike Blunden.
July 7 Signed LW Dane Byers as a free agent to a one-year, two-way NHL-AHL contract.
July 7 Signed C Martin St. Pierre as a free agent to a one-year, two-way NHL-AHL contract.
July 13 Signed C Cody Bass as a free agent to a one-way, NHL-AHL contract.
July 23 Signed C/LW Vinny Prospal as a free agent to a one-year contract.
Aug. 8 Signed LW Dalton Smith to a three-year, entry level contract.
Aug. 8 Signed RW Ryan Russell to a one-year, two-way NHL-AHL contract.
Aug. 31 Re-signed D Fedor Tyutin to a six-year contract.
Nov. 8 Acquired C Mark Letestu from Pittsburgh in exchange for a fourth round pick in the 2012 Draft.
Nov. 11 Acquired D Nikita Nikitin from St. Louis in exchange for D Kris Russell.

2012

Jan. 14 Claimed LW Colton Gillies off waivers from Minnesota.
Jan. 19 Signed D Brett Lebda to a one-year contract.
Feb. 8 Signed LW Vinny Prospal to one-year contract extension.
Feb. 22 Acquired a 2012 second round pick, conditional 2013 fifth round pick and G Curtis McElhinney from Phoenix in exchange for C Antoine Vermette.
Feb. 23 Acquired D Jack Johnson and a conditional first round pick from Los Angeles in exchange for C Jeff Carter.
Feb. 25 Claimed C Darryl Boyce off waivers from Toronto.
Feb. 27 Announced D Grant Clitsome was claimed off waivers by Winnipeg.
Feb. 27 Acquired two fourth round picks in the 2012 Entry Draft and D Taylor Ellington from Vancouver in exchange for C Samuel Pahlsson.
Mar. 28 Signed G Shawn Hunwick to an amateur tryout contract.
Mar. 29 Signed C Sean Collins to a two-year entry level contract.
Mar. 29 Signed G Shawn Hunwick to a one-year contract.
Apr. 6 Signed D Will Weber to a two-year entry level contract.
Apr. 12 Signed LW Jake Hansen to a two-year entry level contract.

Apr. 25 Signed C Nick Drazenovic to a one-year, two-way NHL-AHL contract.
Apr. 28 Signed C Michael Chaput to a three-year entry level contract.
May 19 Signed D Austin Madaisky to a three-year entry level contract.
May 23 Re-signed RW Derek Dorsett to a three-year contract.
May 24 Re-signed C Ryan Russell to a one-year, two-way NHL-AHL contract.
May 31 Re-signed C Derek MacKenzie to a two-year contract.
June 20 Acquired G Sergei Bobrovsky from Philadelphia in exchange for 2012 second and fourth round picks and 2013 fourth round pick.
June 28 Re-signed D Nikita Nikitin to a two-year contract.
June 30 Re-signed RW Jared Boll to a two-year contract.
June 30 Re-signed D Nick Holden to a one-year, two-way NHL-AHL contract.
July 1 Re-signed G Curtis McElhinney to a one-year, two-way NHL-AHL contract.
July 1 Signed LW Jonathan Audy-Marchessault to a three-year entry level contract.
July 1 Acquired LW Nick Foligno from Ottawa in exchange for D Marc Methot.
July 1 Signed D Adrian Aucoin as a free agent to a one-year contract.
July 6 Re-signed LW Nick Foligno to a three-year contract.
July 23 Acquired C Artem Anisimov, C Brandon Dubinsky, D Tim Erixon and a 2013 first round pick from NY Rangers in exchange for LW Rick Nash, D Steven Delisle and a 2013 conditional third round pick.
July 24 Signed D Ryan Murray to a three-year entry level contract.

2013

Mar. 10 Acquired RW Spencer Machacek from Winnipeg in exchange for RW Tomas Kubalik.
Mar. 12 Acquired RW Matt Ford from Philadelphia in exchange for future considerations.
Apr. 2 Re-signed C Mark Letestu to a two-year contract extension.
Apr. 3 Acquired RW Marian Gaborik, D Steven Delisle and D Blake Parlett from NY Rangers in exchange for C Derek Dorsett, C Derick Brassard, D John Moore and a sixth round selection at the 2013 NHL Entry Draft.
Apr. 3 Acquired LW Blake Comeau from Calgary in exchange for a fifth round selection at the 2013 NHL Entry Draft.
Apr. 3 Acquired G Michael Leighton and a fifth round selection at the 2015 NHL Entry Draft from Philadelphia in exchange for G Steve Mason.
Apr. 3 Acquired G Patrick Killeen from Pittsburgh in exchange for future considerations.
Apr. 10 Signed C Lukas Sedlak to a three-year, entry-level contract.
Apr. 23 Re-signed LW Matt Calvert to a two-year contract extension.
Apr. 26 Re-signed RW Cam Atkinson to a two-year contract extension.
May 24 Signed G Curtis McElhinney to a one-year contract.
May 24 Signed D Ilari Melart to a one-year entry level contract.
May 28 Signed G Anton Forsberg to a three-year, entry level contract.
June 26 Re-signed C Artem Anisimov to a three-year contract extension.
July 1 Re-signed G Sergei Bobrovsky to a two-year contract extension.
July 5 Signed RW Nathan Horton to a seven-year contract.
July 5 Signed G Jeremy Smith to a one-year, two-way NHL-AHL contract.
July 5 Signed RW Cody Bass to a one-year, two-way NHL-AHL contract.
July 5 Signed RW Blake Comeau to a one-year contract extension.
July 5 Signed C Ryan Craig to a two-year, two-way NHL-AHL contract.
July 5 Signed G Mike McKenna to a one-year, two-way NHL-AHL contract.
July 5 Signed D Thomas Larkin to a two-year entry level contract.
July 6 Signed D Patrick McNeill to a one-year, two-way NHL-AHL contract.
July 7 Signed RW Jack Skille to a one-year, two-way NHL-AHL contract.

July 7 Signed D Frederic St. Denis to a one-year, two-way NHL-AHL contract.

July 15 Re-signed D David Savard to a one-year, two-way NHL-AHL contract extension.

July 19 Re-signed D Blake Parlett to a one-year, two-way NHL-AHL contract extension.

July 19 Re-signed RW Spencer Machacek to a one-year, two-way NHL-AHL contract extension.

July 25 Re-signed D Cody Goloubef to a one-year, two-way NHL-AHL contract extension.

Nov. 5 Signed RW Josh Anderson to a three-year, entry-level contract.

Nov. 28 Claimed RW Corey Tropp off waivers from Buffalo.

Dec. 26 Signed RW Oliver Bjorkstrand to three-year, entry-level contract.

Dec. 31 Signed LW Kerby Rychel to three-year, entry-level contract.

2014

Feb. 6 Acquired F Paul Thompson from Pittsburgh in exchange for F Spencer Machacek.

Feb. 7 Acquired F Carter Camper from Boston in exchange for D Blake Parlett.

Mar. 5 Acquired F Matt Frattin and two conditional draft picks from Los Angeles in exchange for F Marian Gaborik.

Mar. 5 Acquired D Nick Schultz from Edmonton in exchange for a fifth round pick in the 2014 NHL Draft.

Mar. 5 Acquired D Matt Taormina and F Dana Tyrell from Tampa Bay in exchange for F Jonathan Marchessault and F Dalton Smith.

Mar. 14 Signed F Marko Dano to a three-year, entry-level contract.

Mar. 21 Signed G Joonas Korpi to a three year, entry-level contract.

Apr. 1 Signed F T.J. Tynan to two-year, entry-level contract.

May 8 Signed G Oscar Dansk to three-year, entry-level contract.

May 16 Signed F Alexander Wennberg to a three-year, entry-level contract.

May 30 Signed F Daniel Zaar to a three-year, entry-level contract.

June 4 Signed F Simon Hjalmarsson to a one-year, two-way NHL/AHL contract.

June 23 Acquired F Scott Hartnell from Philadelphia in exchange for F R.J. Umberger and a fourth round pick in the 2015 NHL Entry Draft.

June 23 Signed G Curtis McElhinney to a one-year contract.

June 28 Signed D Dalton Prout to a two-year contract.

July 1 Acquired F Jerry D'Amigo and a conditional draft pick from Toronto in exchange for F Matt Frattin.

July 1 Signed D Frédéric St-Denis to a one-year, two-way NHL-AHL contract.

July 4 Signed F Brian Gibbons to a one-year, two-way NHL-AHL contract.

July 5 Signed D David Savard to a two-year contract.

July 7 Signed F Corey Tropp to a two-year contract.

July 7 Signed D Cody Goloubef to a one-year, two-way NHL-AHL contract.

July 8 Signed F Sean Collins to a one-year, two-way NHL-AHL contract.

July 9 Signed D Will Weber to a one-year, two-way NHL-AHL contract.

July 11 Signed F Brandon Dubinsky to six-year extension.

July 15 Signed D Tim Erixon to a one-year contract.

July 28 Signed F Dana Tyrell to a one-year, two-way NHL-AHL contract.

July 29 Signed F Jerry D'Amigo to a one-year, two-way NHL-AHL contract.

Sept. 11 Signed F Sonny Milano to a three-year, entry level contract.

Oct. 2 Claimed RW Jack Skille off waivers from NY Islanders.

Oct. 6 Signed C Ryan Johansen to a three-year contract.

Oct. 7 Claimed F Adam Cracknell off waivers from Los Angeles.

Nov. 15 Acquired D Jordan Leopold from St. Louis in exchange for 2016 fifth round draft pick.

Nov. 18 Claimed D Kevin Connauton off waivers from Dallas.

Dec. 14 Acquired LW Jeremy Morin from Chicago in exchange for D Tim Erixon.

Dec. 16 Acquired C Luke Adam from Buffalo in exchange for F Jerry D'Amigo.

Dec. 31 Re-signed LW Nick Foligno to a six-year contract.

2015

Jan. 9 Re-signed G Sergei Bobrovsky to a four-year contract.

Feb. 26 Acquired RW David Clarkson from Toronto in exchange for RW Nathan Horton.

Feb. 26 Traded F Adam Cracknell to St. Louis in exchange for future considerations.

Mar. 1 Signed D Dillon Heatherington to a three-year, entry level contract.

Mar. 2 Acquired C William Karlsson, LW Rene Bourque and a 2015 second round pick from Anaheim in exchange for D James Wisniewski and a 2015 third round pick.

Mar. 2 Acquired D Justin Falk and a 2015 fifth round pick from Minnesota in exchange for D Jordan Leopold.

Mar. 2 Re-signed RW Cam Atkinson to a three-year contract.

Mar. 6 Signed F Nick Moutrey to a three-year, entry level contract.

Apr. 20 Signed F Markus Hannikainen to a two-year, entry level contract.

May 28 Re-signed D Cody Goloubef to a two-year contract.

May 29 Re-signed D Justin Faulk to a one-year, two-way NHL/AHL contract.

June 1 Signed D Blake Siebenaler to a three-year, entry level contract and D Dean Kukan to a two-year, entry level contract.

June 8 Re-signed D Austin Madaisky to a one-year, two-way NHL/AHL contract.

June 24 Re-signed G Curtis McElhinney to a two-year contract.

June 30 Acquired the rights to LW Brandon Saad along with D Michael Paliotta and C Alex Broadhurst from Chicago in exchange for C Artem Anisimov, C Marko Dano, LW Corey Tropp, LW Jeremy Morin and a fourth round pick in the 2016 NHL Draft.

July 1 Signed C Gregory Campbell to a two-year contract.

July 2 Signed D Andrew Bodnarchuk to a one-year, two-way NHL-AHL contract.

July 2 Signed D Jaime Sifers to a two-year, two-way NHL-AHL contract.

July 2 Signed LW Brett Gallant to a two-year, two-way NHL-AHL contract.

July 3 Signed D John Ramage to a one-year, two-way NHL-AHL contract.

July 3 Signed LW Brandon Saad to a six-year contract.

July 7 Signed F Kole Sherwood to a three-year, entry level contract.

July 9 Re-signed LW Matt Calvert to a three-year contract.

July 23 Re-signed C Michael Chaput to a one-year, two-way NHL-AHL contract.

Aug. 20 Signed LW Paul Bittner to a three-year, entry level contract.

Sept. 8 Signed D David Savard to a five-year contract extension.

ALL-TIME PLAYER REGISTER

LUKE ADAM, C

Acquired from Buffalo for LW Jerry D'Amigo on Dec. 16, 2014.

Year	GP	G	A	PTS	+/-	PIM
2014-15	3	0	0	0	0	4
Total	3	0	0	0	0	4

KEVYN ADAMS, C

Selected in the Expansion Draft on June 23, 2000. Traded to Florida with a fourth round pick in 2001 Draft for LW Ray Whitney and future considerations on Mar. 13, 2001.

Year	GP	G	A	PTS	+/-	PIM
2000-01	66	8	12	20	-4	52
Total	66	8	12	20	-4	52

JAMIE ALLISON, D

Acquired from Calgary for RW Blake Sloan on Mar. 19, 2002.

Year	GP	G	A	PTS	+/-	PIM
2001-02	7	0	0	0	-4	28
2002-03	48	0	1	1	-15	99
Total	55	0	1	1	-19	127

JOSH ANDERSON, RW

Selected 95th overall in the 2012 Draft.

Year	GP	G	A	PTS	+/-	PIM
2014-15	6	0	1	1	-1	2
Total	6	0	1	1	-1	2

ARTEM ANISIMOV, C

Acquired from NY Rangers with C Brandon Dubinsky, D Tim Erixon and a 2013 first round pick on July 23, 2012 in exchange for LW Rick Nash, D Steven Delisle and a conditional 3rd round entry draft pick. Traded to Chicago with C Marko Dano, LW Corey Tropp, LW Jeremy Morin and a fourth round pick in the 2016 Draft for LW Brandon Saad, D Michael Paliotta and C Alex Broadhurst on June 30, 2015.

Year	GP	G	A	PTS	+/-	PIM
2012-13	35	11	7	18	-6	12
2013-14	81	22	17	39	-2	20
2014-15	52	7	20	27	-6	8
Total	168	40	44	84	-14	40

CAM ATKINSON, RW

Selected 157th overall in the 2008 Draft.

Year	GP	G	A	PTS	+/-	PIM
2011-12	27	7	7	14	1	14
2012-13	35	9	9	18	9	4
2013-14	79	21	19	40	-4	18
2014-15	78	22	18	40	-2	22
Total	219	59	53	112	4	58

SERGE AUBIN, C/LW

Signed as a free agent on July 11, 2000.

Year	GP	G	A	PTS	+/-	PIM
2000-01	81	13	17	30	-20	107
2001-02	71	8	8	16	-20	32
Total	152	21	25	46	-40	139

ADRIAN AUCOIN, D

Signed as a free agent on July 1, 2012.

Year	GP	G	A	PTS	+/-	PIM
2012-13	36	0	4	4	-8	16
Total	36	0	4	4	-8	16

JONATHAN AUDY-MARCHESSAULT, C

Signed as a free agent on July 1, 2012.

Year	GP	G	A	PTS	+/-	PIM
2012-13	2	0	0	0	-1	0
Total	2	0	0	0	-1	0

CHRISTIAN BACKMAN, D

Acquired with D Fedor Tyutin from NY Rangers for RW Nikolai Zherdev and RW Dan Fritsche on July 2, 2008.

Year	GP	G	A	PTS	+/-	PIM
2008-09	82	9	25	34	1	81
Total	82	9	25	34	1	81

JAROSLAV BALASTIK, LW

Selected 184th overall in the 2002 Draft.

Year	GP	G	A	PTS	+/-	PIM
2005-06	66	12	10	22	-1	26
2006-07	8	1	1	2	-3	4
Total	74	13	11	24	-4	30

CODY BASS, C

Signed as a free agent on July 13, 2011.

Year	GP	G	A	PTS	+/-	PIM
2011-12	14	0	1	1	0	32
2013-14	1	0	0	0	0	5
Total	15	0	1	1	0	37

FRANCOIS BEAUCHEMIN, D

Claimed off waivers from Montreal on Sept. 14, 2004. Traded to Anaheim with C Tyler Wright for C Sergei Fedorov and a fifth round pick in the 2005 Draft on Nov. 15, 2005.

Year	GP	G	A	PTS	+/-	PIM
2005-06	11	0	2	2	-6	11
Total	11	0	2	2	-6	11

KRIS BEECH, C

Signed as a free agent on Aug. 7, 2007. Claimed off waivers by Vancouver on Jan. 10, 2008.

Year	GP	G	A	PTS	+/-	PIM
2007-08	16	5	4	9	3	2
Total	16	5	4	9	3	2

BLAKE BELLEFEUILLE, C

Signed as a free agent on May 26, 2000.

Year	GP	G	A	PTS	+/-	PIM
2001-02	2	0	1	1	1	0
2002-03	3	0	0	0	0	0
Total	5	0	1	1	1	0

BRYAN BERARD, D

Signed as a free agent on Aug. 3, 2005.

Year	GP	G	A	PTS	+/-	PIM
2005-06	44	12	20	32	-29	32
2006-07	11	0	3	3	-4	8
Total	55	12	23	35	-33	40

RADIM BICANEK, D

Selected in the Expansion Draft on June 23, 2000.

Year	GP	G	A	PTS	+/-	PIM
2000-01	9	0	2	2	1	6
2001-02	60	1	5	6	-15	34
Total	69	1	7	8	-14	40

MIKE BLUNDEN, RW/C

Acquired from Chicago for RW Adam Pineault on Jan. 10, 2009. Traded to Montreal for C Ryan Russell on July 7, 2011.

Year	GP	G	A	PTS	+/-	PIM
2009-10	40	2	2	4	3	59
2010-11	1	0	0	0	-1	0
Total	41	2	2	4	2	59

SERGEI BOBROVSKY, G

Acquired from Philadelphia in exchange for second and fourth round picks in the 2012 Draft and a fourth round pick in the 2013 Draft on June 22, 2012.

Year	GP	G	A	PTS	+/-	PIM
2012-13	38	0	0	0	...	0
2013-14	58	0	1	0	...	2
2014-15	51	0	2	2	...	4
Total	147	0	3	3	...	6

JARED BOLL, RW

Selected 101st overall in the 2005 Draft.

Year	GP	G	A	PTS	+/-	PIM
2007-08	75	5	5	10	-4	226
2008-09	75	4	10	14	-6	180
2009-10	68	4	3	7	-8	149
2010-11	73	7	5	12	-2	182
2011-12	54	2	1	3	-8	126
2012-13	43	2	4	6	1	100
2013-14	28	1	1	2	-6	62
2014-15	72	1	4	5	-13	109
Total	488	26	33	59	-46	1,134

BRIAN BOUCHER, G

Claimed off waivers from Chicago on Feb. 27, 2007.

Year	GP	G	A	PTS	+/-	PIM
2006-07	18	0	0	0	...	0
Total	18	0	0	0	...	0

RENE BOURQUE, LW

Acquired from Anaheim with C William Karlsson and a second round pick in the 2015 Draft for D James Wisniewski and a 2015 third round pick on Mar. 2, 2015.

Year	GP	G	A	PTS	+/-	PIM
2014-15	8	4	0	4	-2	4
Total	8	4	0	4	-2	4

BILL BOWLER, C

Signed as a free agent on Aug. 3, 2000.

Year	GP	G	A	PTS	+/-	PIM
2000-01	9	0	2	2	-3	8
Total	9	0	2	2	-3	8

DARRYL BOYCE, C

Claimed off waivers from Toronto on Feb. 25, 2012.

Year	GP	G	A	PTS	+/-	PIM
2011-12	20	0	3	3	-5	19
Total	20	0	3	3	-5	19

DERICK BRASSARD, C

Selected sixth overall in the 2006 Draft. Traded to NY Rangers with RW Derek Dorsett, D John Moore and a sixth round pick in the 2014 Draft for RW Marian Gaborik, D Steve Delisle and D Blake Parlett on Apr. 3, 2013.

Year	GP	G	A	PTS	+/-	PIM
2007-08	17	1	1	2	-4	6
2008-09	31	10	15	25	12	17
2009-10	79	9	27	36	-17	48
2010-11	74	17	30	47	-11	55
2011-12	74	14	27	41	-20	42
2012-13	34	7	11	18	-2	16
Total	309	58	111	169	-42	184

FRED BRATHWAITE, G

Signed as a free agent on June 2, 2003.

Year	GP	G	A	PTS	+/-	PIM
2003-04	21	0	0	0	...	2
Total	21	0	0	0	...	2

GILBERT BRULE, C

Selected sixth overall in the 2005 Draft. Traded to Edmonton for LW Raffi Torres on July 1, 2008.

Year	GP	G	A	PTS	+/-	PIM
2005-06	7	2	2	4	-2	0
2006-07	78	9	10	19	-21	28
2007-08	61	1	8	9	-4	24
Total	146	12	20	32	-27	52

DANE BYERS, LW

Signed as a free agent on July 7, 2011.

Year	GP	G	A	PTS	+/-	PIM
2011-12	8	0	0	0	0	29
Total	8	0	0	0	0	29

JAN CALOUN, RW

Rights acquired from San Jose for future considerations on June 12, 2000. Signed on July 24, 2000.

Year	GP	G	A	PTS	+/-	PIM
2000-01	11	0	3	3	-8	2
Total	11	0	3	3	-8	2

MATT CALVERT, LW

Selected 127th overall in 2008 Draft.

Year	GP	G	A	PTS	+/-	PIM
2010-11	42	11	9	20	3	12
2011-12	13	0	3	3	-5	16
2012-13	42	9	7	16	-9	32
2013-14	56	9	15	24	-1	53
2014-15	56	13	10	23	1	28
Total	209	42	44	86	-11	152

DARCY CAMPBELL, D

Signed as a free agent on Mar. 24, 2007.

Year	GP	G	A	PTS	+/-	PIM
2006-07	1	0	0	0	0	0
Total	1	0	0	0	0	0

ANSON CARTER, RW

Signed as a free agent on Sept. 13, 2006. Traded to Carolina for a fifth round pick in the 2008 Draft on Feb. 23, 2007.

Year	GP	G	A	PTS	+/-	PIM
2006-07	54	10	17	27	-1	16
Total	54	10	17	27	-1	16

JEFF CARTER, C

Acquired from Philadelphia for RW Jakub Voracek and first and third round picks in the 2011 Draft on June 23, 2011. Traded to Los Angeles for D Jack Johnson and a first round pick in the 2013 Draft on Feb. 23, 2012.

Year	GP	G	A	PTS	+/-	PIM
2011-12	39	15	10	25	-11	14
Total	39	15	10	25	-11	14

ANDREW CASSELS, C

Signed as a free agent on Aug. 15, 2002.

Year	GP	G	A	PTS	+/-	PIM
2002-03	79	20	48	68	-4	30
2003-04	58	6	20	26	-24	26
Total	137	26	68	94	-28	56

JASON CHIMERA, LW

Acquired from Phoenix with C Mike Rupp and D Cale Hulse for LW Geoff Sanderson and RW Tim Jackman on Oct. 8, 2005. Traded to Washington for LW Chris Clark and D Milan Jurcina on Dec. 28, 2009.

Year	GP	G	A	PTS	+/-	PIM
2005-06	80	17	13	30	-10	95
2006-07	82	15	21	36	2	91
2007-08	81	14	17	31	-5	98
2008-09	49	8	14	22	8	41
2009-10	39	8	9	17	-7	47
Total	331	62	74	136	-12	372

MICHAEL CHAPUT, C

Acquired from Philadelphia along with RW Greg Moore in exchange for LW Tom Sestito on Feb. 28, 2011.

Year	GP	G	A	PTS	+/-	PIM
2013-14	17	0	1	1	0	4
2014-15	33	1	4	5	-8	21
Total	50	1	5	6	-8	25

CHRIS CLARK, LW

Acquired from Washington with D Milan Jurcina for LW Jason Chimera on Dec. 28, 2009.

Year	GP	G	A	PTS	+/-	PIM
2009-10	36	3	2	5	-8	21
2010-11	53	5	10	15	-3	38
Total	89	8	12	20	-11	59

ALL-TIME PLAYER REGISTER

DAVID CLARKSON, RW

Acquired from Toronto for RW Nathan Horton on Feb. 26, 2015.

Year	GP	G	A	PTS	+/-	PIM
2014-15	3	0	0	0	-1	14
Total	3	0	0	0	-1	14

GRANT CLITSOME, D

Selected 271st overall in the 2004 Draft. Claimed off waivers by Winnipeg on Feb. 27, 2012.

Year	GP	G	A	PTS	+/-	PIM
2009-10	11	1	2	3	0	6
2010-11	31	4	15	19	2	16
2011-12	51	4	10	14	-6	24
Total	93	9	27	36	-4	46

SEAN COLLINS, C

Selected 187th overall in 2008 NHL Draft.

Year	GP	G	A	PTS	+/-	PIM
2012-13	5	0	0	0	-2	6
2013-14	6	0	1	1	1	0
2014-15	8	0	2	2	0	2
Total	19	0	3	3	-1	8

BLAKE COMEAU, LW

Acquired from Calgary on April 3, 2013 in exchange for a fifth round entry draft selection.

Year	GP	G	A	PTS	+/-	PIM
2012-13	9	2	3	5	5	6
2013-14	61	5	11	16	-2	36
Total	70	7	13	21	3	42

MIKE COMMODORE, D

Signed as a free agent on July 1, 2008.

Year	GP	G	A	PTS	+/-	PIM
2008-09	81	5	19	24	11	100
2009-10	57	2	9	11	-9	62
2010-11	20	2	4	6	-8	44
Total	158	9	32	41	-6	206

TY CONKLIN, G

Signed as a free agent on July 6, 2007. Traded to Buffalo for a fifth round pick in the 2007 Draft on Feb. 27, 2007.

Year	GP	G	A	PTS	+/-	PIM
2006-07	11	0	0	0	...	0
Total	11	0	0	0	...	0

KEVIN CONNAUTON, D

Claimed off waivers from Dallas on Nov. 18, 2014

Year	GP	G	A	PTS	+/-	PIM
2014-15	54	9	10	19	1	29
Total	54	9	10	19	1	29

ADAM CRACKNELL, RW

Claimed off waivers from Los Angeles on Oct. 7, 2014. Traded to St. Louis for future considerations on Feb. 26, 2015.

Year	GP	G	A	PTS	+/-	PIM
2014-15	17	0	1	1	-8	2
Total	17	0	1	1	-8	2

RYAN CRAIG, C

Signed as a free agent on July 5, 2013.

Year	GP	G	A	PTS	+/-	PIM
2013-14	6	0	0	0	-3	0
2014-15	2	0	0	0	0	0
Total	8	0	0	0	-3	0

KEVIN DAHL, D

Signed as a free agent on Aug. 24, 2000.

Year	GP	G	A	PTS	+/-	PIM
2000-01	4	0	0	0	1	2
Total	4	0	0	0	1	2

MARKO DANO, C

Selected 27th overall in the 2013 NHL Draft. Traded to Chicago with C Artem Anisimov, LW Corey Tropp, LW Jeremy Morin and a fourth round pick in the 2016 Draft for LW Brandon Saad, D Michael Paliotta and C Alex Broadhurst on June 30, 2015.

Year	GP	G	A	PTS	+/-	PIM
2014-15	35	8	13	21	12	14
Total	35	8	13	21	12	14

MATHIEU DARCHÉ, LW

Signed as a free agent on May 16, 2000.

Year	GP	G	A	PTS	+/-	PIM
2000-01	9	0	0	0	-4	0
2001-02	14	1	1	2	-5	6
2002-03	1	0	0	0	-1	0
Total	24	1	1	2	-10	6

MATT DAVIDSON, RW

Acquired from Buffalo with D Jean-Luc Grand-Pierre, a fifth round pick in 2000 Draft and fifth round pick in the 2001 Draft for past considerations on June 23, 2000.

Year	GP	G	A	PTS	+/-	PIM
2000-01	5	0	0	0	2	0
2001-02	17	1	2	3	-11	10
2002-03	34	4	5	9	-12	18
Total	56	5	7	12	-21	28

ANDY DELMORE, D

Claimed off waivers from Detroit on Oct. 4, 2005.

Year	GP	G	A	PTS	+/-	PIM
2005-06	7	0	0	0	-1	2
Total	7	0	0	0	-1	2

MARC DENIS, G

Acquired from Colorado for a second round pick in the 2000 Draft on June 7, 2000.

Year	GP	G	A	PTS	+/-	PIM
2000-01	32	0	0	0	...	2
2001-02	42	0	1	1	...	2
2002-03	77	0	0	0	...	6
2003-04	66	0	2	2	...	10
2005-06	49	0	1	1	...	2
Total	266	0	4	4	...	22

KEVIN DINEEN, RW

Selected in the Expansion Draft on June 23, 2000.

Year	GP	G	A	PTS	+/-	PIM
2000-01	66	8	7	15	2	126
2001-02	59	5	8	13	-6	62
2002-03	4	0	0	0	0	12
Total	129	13	15	28	-4	200

DEREK DORSETT, RW

Selected 189th overall in the 2006 Draft. Traded to NY Rangers with C Derick Brassard, D John Moore and a sixth round pick in the 2014 Draft for RW Marian Gaborik, D Steve Delisle and D Blake Parlett on Apr. 3, 2013.

Year	GP	G	A	PTS	+/-	PIM
2008-09	52	4	1	5	-1	150
2009-10	51	4	10	14	6	105
2010-11	76	4	13	17	-15	184
2011-12	77	12	8	20	-11	235
2012-13	24	3	6	9	-11	53
Total	280	27	38	65	-32	727

NICK DRAZENOVIC, C

Signed as a free agent on July 1, 2011.

Year	GP	G	A	PTS	+/-	PIM
2012-13	8	0	0	0	-2	4
Total	8	0	0	0	-2	4

TED DRURY, C

Selected in the Expansion Draft on June 23, 2000.

Year	GP	G	A	PTS	+/-	PIM
2000-01	1	0	0	0	-3	0
Total	1	0	0	0	-3	0

WADE DUBIELEWICZ, G

Claimed off waivers from NY Islanders on Jan. 17, 2009.

Year	GP	G	A	PTS	+/-	PIM
2008-09	3	0	0	0	...	0
Total	3	0	0	0	...	0

BRANDON DUBINSKY, C

Acquired from NY Rangers with C Artem Anisimov, D Tim Erixon and a first round pick in the 2013 Draft for LW Rick Nash, D Steven Delisle and a conditional third round pick in the 2013 Draft on July 23, 2012.

Year	GP	G	A	PTS	+/-	PIM
2012-13	29	2	18	20	2	76
2013-14	76	16	34	50	5	98
2014-15	47	13	23	36	11	43
Total	152	31	75	106	18	217

ANDERS ERIKSSON, D

Signed as a free agent on Oct. 10, 2003. Signed as a free agent on July 1, 2006.

Year	GP	G	A	PTS	+/-	PIM
2003-04	66	7	20	27	-6	18
2006-07	79	0	23	23	12	46
Total	145	7	43	50	6	64

TIM ERIXON, D

Acquired from NY Rangers with C Artem Anisimov, C Brandon Dubinsky and a first round pick in the 2013 Draft for LW Rick Nash, D Steven Delisle and a conditional third round pick in the 2013 Draft on July 23, 2012. Traded to Chicago for LW Jeremy Morin on Dec. 14, 2014.

Year	GP	G	A	PTS	+/-	PIM
2012-13	31	0	5	5	4	14
2013-14	2	0	0	0	2	2
2014-15	19	1	5	6	-3	4
Total	52	1	10	11	3	20

JUSTIN FALK, D

Acquired from Minnesota with a fifth round pick in the 2015 Draft for D Jordan Leopold on Mar. 2, 2015.

Year	GP	G	A	PTS	+/-	PIM
2014-15	5	1	1	2	-3	7
Total	5	1	1	2	-3	7

SERGEI FEDOROV, C

Acquired from Anaheim with a fifth round pick in the 2006 Draft for C Tyler Wright and D Francois Beauchemin on Nov. 15, 2005. Traded to Washington for D Theo Ruth on Feb. 6, 2008.

Year	GP	G	A	PTS	+/-	PIM
2005-06	62	12	31	43	-1	64
2006-07	73	18	24	42	-7	56
2007-08	50	9	19	28	-3	30
Total	185	39	74	113	-11	150



NIKITA FILATOV, LW

Selected sixth overall in the 2008 Draft. Traded to Ottawa for a third round pick in the 2011 Draft on June 25, 2011.

Year	GP	G	A	PTS	+/-	PIM
2008-09	8	4	0	4	3	0
2009-10	13	2	0	2	0	8
2010-11	23	0	7	7	3	8
Total	44	6	7	13	6	16

NICK FOLIGNO, LW

Acquired from Ottawa for D Marc Methot on July 1, 2012.

Year	GP	G	A	PTS	+/-	PIM
2012-13	45	6	13	19	6	28
2013-14	70	18	21	39	5	96
2014-15	79	31	42	73	16	50
Total	194	55	76	131	27	174

ADAM FOOTE, D

Signed as a free agent on Aug. 2, 2005. Traded to Colorado for a first round pick in the 2008 Draft and a fourth round pick in the 2009 Draft on Feb. 26, 2008.

Year	GP	G	A	PTS	+/-	PIM
2005-06	65	6	16	22	-16	89
2006-07	59	3	9	12	-17	71
2007-08	63	1	14	15	3	95
Total	187	10	39	49	-30	255

ANTON FORSBERG, G

Selected 188th overall in the 2011 Draft.

Year	GP	G	A	PTS	+/-	PIM
2014-15	5	0	0	0	...	0
Total	5	0	0	0	...	0

MATT FRATTIN, LW

Acquired along with a pair of conditional draft picks from Los Angeles in exchange for RW Marian Gaborik on Mar. 5, 2014. Traded to Toronto for LW Jerry D'Amigo and a conditional draft pick on July 1, 2014.

Year	GP	G	A	PTS	+/-	PIM
2013-14	4	0	1	1	+2	0
Total	4	0	1	1	+2	0

TREVOR FRISCHMON, C

Signed as a free agent on July 3, 2009.

Year	GP	G	A	PTS	+/-	PIM
2009-10	3	0	0	0	0	4
Total	3	0	0	0	0	4

DAN FRITSCHKE, C

Selected 46th overall in the 2003 Draft. Traded to NY Rangers with RW Nikolai Zherdev for D Fedor Tyutin and D Christian Backman on July 2, 2008.

Year	GP	G	A	PTS	+/-	PIM
2003-04	19	1	0	1	-5	12
2005-06	59	6	7	13	-14	22
2006-07	59	12	15	27	3	35
2007-08	69	10	12	22	2	22
Total	206	29	34	63	-14	91

MARIAN GABORIK, RW

Acquired from NY Rangers with D Steven Delisle and D Blake Parlett for C Derick Brassard, RW Derek Dorsett, D John Moore and a sixth round pick on April 3, 2013. Traded to Los Angeles for F Matt Frattin, a conditional second round pick in 2014 or 2015 and a conditional third round pick.

Year	GP	G	A	PTS	+/-	PIM
2012-13	12	3	5	8	5	6
2013-14	22	6	8	14	0	6
Total	34	9	13	22	5	12

BRUCE GARDINER, RW

Selected in the Expansion Draft on June 23, 2000.

Year	GP	G	A	PTS	+/-	PIM
2000-01	73	7	15	22	-1	78
Total	73	7	15	22	-1	78

MATHIEU GARON, G

Signed as a free agent on July 1, 2009.

Year	GP	G	A	PTS	+/-	PIM
2009-10	35	0	0	0	...	2
2010-11	36	0	1	1	...	2
Total	71	0	1	1	...	4

MICHAEL GAUL, D

Signed as a free agent on July 18, 2000.

Year	GP	G	A	PTS	+/-	PIM
2000-01	2	0	0	0	0	4
Total	2	0	0	0	0	4

ALL-TIME PLAYER REGISTER

BRIAN GIBBONS, C

Signed as a free agent on July 4, 2014.

Year	GP	G	A	PTS	+/-	PIM
2014-15	25	0	5	5	2	8
Total	25	0	5	5	2	8

COLTON GILLIES, LW

Claimed off waivers from Minnesota on Jan. 14, 2012.

Year	GP	G	A	PTS	+/-	PIM
2011-12	38	2	4	6	-4	25
2012-13	27	1	1	2	1	17
Total	65	3	5	8	-3	42

ALEXANDRE GIROUX, LW

Signed as a free agent on July 4, 2011.

Year	GP	G	A	PTS	+/-	PIM
2011-12	9	1	0	1	-2	8
Total	9	1	0	1	-2	8

CURTIS GLENCROSS, LW

Acquired with C Zenon Konopka and a seventh round pick in the 2007 Draft from Anaheim for RW Joe Motzko, C Mark Hartigan and a fourth round pick in the 2007 Draft on Jan. 26, 2007. Traded to Edmonton for D Dick Tarnstrom on Feb. 1, 2008.

Year	GP	G	A	PTS	+/-	PIM
2006-07	9	1	0	1	-5	2
2007-08	36	6	6	12	3	25
Total	45	7	6	13	-2	27

STEVEN GOERTZEN, RW

Selected 225th overall in the 2002 Entry Draft.

Year	GP	G	A	PTS	+/-	PIM
2005-06	39	0	0	0	-17	44
2006-07	7	0	0	0	0	10
Total	46	0	0	0	-17	54

CODY GOLOUBEFF, D

Selected 37th overall in the 2008 Draft.

Year	GP	G	A	PTS	+/-	PIM
2011-12	1	0	0	0	1	0
2012-13	11	1	0	1	-3	0
2013-14	5	0	0	0	0	2
2014-15	36	0	9	9	12	19
Total	53	1	9	10	10	21

JEAN-LUC GRAND-PIERRE, D

Acquired from Buffalo with RW Matt Davidson, a fifth round pick in the 2000 Draft and fifth round pick in the 2001 Draft for past considerations on June 23, 2000. Claimed off waivers by Atlanta on Dec. 31, 2003.

Year	GP	G	A	PTS	+/-	PIM
2000-01	64	1	4	5	-6	73
2001-02	81	2	6	8	-28	90
2002-03	41	1	0	1	-6	64
2003-04	16	0	0	0	-3	12
Total	202	4	10	14	-43	239

CHRIS GRATTON, C

Claimed off waivers from Tampa Bay on Feb. 21, 2009.

Year	GP	G	A	PTS	+/-	PIM
2008-09	6	0	1	1	2	2
Total	6	0	1	1	2	2

NATE GUENIN, D

Signed as a free agent on July 2, 2010. Traded to Anaheim for C Trevor Smith on Jan. 4, 2011.

Year	GP	G	A	PTS	+/-	PIM
2010-11	3	0	0	0	-3	2
Total	3	0	0	0	-3	2

RON HAINSEY, D

Claimed off waivers from Montreal on Nov. 29, 2005.

Year	GP	G	A	PTS	+/-	PIM
2005-06	55	2	15	17	13	43
2006-07	80	9	25	34	-19	69
2007-08	78	8	24	32	-7	25
Total	213	19	64	83	-13	137

BRETT HARKINS, C

Signed as a free agent on May 29, 2001.

Year	GP	G	A	PTS	+/-	PIM
2001-02	25	2	12	14	-5	8
Total	25	2	12	14	-5	8

MARK HARTIGAN, C

Signed as a free agent on July 16, 2003. Traded to Anaheim with RW Joe Motzko and a fourth round pick in the 2007 Draft for C Zenon Konopka and a seventh round pick in the 2007 Draft on Jan. 26, 2007.

Year	GP	G	A	PTS	+/-	PIM
2003-04	9	1	3	4	-2	6
2005-06	33	9	3	12	-1	22
2006-07	6	1	2	3	2	2
Total	48	11	8	19	-1	30

SCOTT HARTNELL, LW

Acquired from Philadelphia for LW R.J. Umberger and a fourth round pick in the 2015 Draft on June 23, 2014.

Year	GP	G	A	PTS	+/-	PIM
2014-15	77	28	32	60	1	100
Total	77	28	32	60	1	100

STEVE HEINZE, RW

Selected in the Expansion Draft on June 23, 2000. Traded to Buffalo for a third round pick in the 2001 Draft on Mar. 13, 2001.

Year	GP	G	A	PTS	+/-	PIM
2000-01	65	22	20	42	-19	38
Total	65	22	20	42	-19	38

JAN HEJDA, D

Signed as a free agent on July 5, 2007.

Year	GP	G	A	PTS	+/-	PIM
2007-08	81	0	13	13	20	61
2008-09	82	3	18	21	23	38
2009-10	62	3	10	13	-14	36
2010-11	77	5	15	20	-6	28
Total	302	11	56	67	23	163

JAMIE HEWARD, D

Claimed off waivers from NY Islanders on May 26, 2000.

Year	GP	G	A	PTS	+/-	PIM
2000-01	69	11	16	27	3	33
2001-02	28	1	2	3	-9	7
Total	97	12	18	30	-6	40

BRIAN HOLZINGER, C

Acquired from Pittsburgh for C Lasse Pirjeta on Mar. 9, 2004.

Year	GP	G	A	PTS	+/-	PIM
2003-04	13	1	0	1	-4	2
Total	13	1	0	1	-4	2

NICK HOLDEN, D

Signed as a free agent on Mar. 28, 2008.

Year	GP	G	A	PTS	+/-	PIM
2010-11	5	0	0	0	0	0
2012-13	2	0	0	0	1	0
Total	7	0	0	0	1	0

NATHAN HORTON, RW

Signed as a free agent on July 5, 2013. Traded to Toronto for RW David Clarkson on Feb. 26, 2015.

Year	GP	G	A	PTS	+/-	PIM
2013-14	35	4	14	18	-3	24
Total	35	4	14	18	-3	24

JAN HRDINA, C

Signed as a free agent on Aug. 10, 2005.

Year	GP	G	A	PTS	+/-	PIM
2005-06	75	10	23	33	-8	78
Total	75	10	23	33	-8	78

CALE HULSE, D

Acquired from Phoenix with LW Jason Chimera and C Michael Rupp for LW Geoff Sanderson and RW Tim Jackman on Oct. 8, 2005. Traded to Calgary for LW Cam Severson on Feb. 28, 2006.

Year	GP	G	A	PTS	+/-	PIM
2005-06	27	0	3	3	-9	43
Total	27	0	3	3	-9	43

SHAWN HUNWICK, G

Signed as a free agent on Mar. 29, 2012.

Year	GP	G	A	PTS	+/-	PIM
2011-12	1	0	0	0	...	0
Total	1	0	0	0	...	0

KRISTIAN HUSELIUS, LW

Signed as a free agent on July 2, 2008.

Year	GP	G	A	PTS	+/-	PIM
2008-09	74	21	35	56	1	44
2009-10	74	23	40	63	-4	36
2010-11	39	14	9	23	-17	10
2011-12	2	0	0	0	-2	2
Total	189	58	84	142	-22	92

HANNES HYVONEN, RW

Claimed off waivers from Florida on Oct. 5, 2002.

Year	GP	G	A	PTS	+/-	PIM
2002-03	36	4	5	9	-11	22
Total	36	4	5	9	-11	22

TIM JACKMAN, RW

Selected 38th overall in the 2001 Draft. Traded to Phoenix with LW Geoff Sanderson for LW Jason Chimera, C Michael Rupp and D Cale Hulse on Oct. 8, 2005.

Year	GP	G	A	PTS	+/-	PIM
2003-04	19	1	2	3	-7	16
Total	19	1	2	3	-7	16

BOONE JENNER, LW

Selected 37th overall in the 2011 Draft.

Year	GP	G	A	PTS	+/-	PIM
2013-14	72	16	13	29	6	45
2014-15	31	9	8	17	-5	12
Total	103	25	21	46	1	57

RYAN JOHANSEN, C

Selected fourth overall in the 2010 Draft.

Year	GP	G	A	PTS	+/-	PIM
2011-12	67	9	12	21	-2	4
2012-13	40	5	7	12	-7	12
2013-14	82	33	30	63	3	43
2014-15	82	26	45	71	-6	40
Total	271	73	94	167	-12	119

AARON JOHNSON, D

Selected 85th overall in the 2001 Draft. Signed as a free agent on July 5, 2012.

Year	GP	G	A	PTS	+/-	PIM
2003-04	29	2	6	8	-2	32
2005-06	26	2	6	8	9	23
2006-07	61	3	7	10	-9	38
2011-12	56	3	13	16	-12	26
Total	172	10	32	42	-14	119

JACK JOHNSON, D

Acquired from Los Angeles with a first round pick in the 2013 Draft for Jeff Carter on Feb. 23, 2012.

Year	GP	G	A	PTS	+/-	PIM
2011-12	21	4	10	14	5	15
2012-13	44	5	14	19	-5	12
2013-14	82	5	28	33	-7	48
2014-15	79	8	32	40	-13	44
Total	226	22	84	106	-20	119

ANDREW JOUDREY, C

Signed as a free agent on July 1, 2011.

Year	GP	G	A	PTS	+/-	PIM
2011-12	1	0	0	0	0	0
Total	1	0	0	0	0	0

MILAN JURCINA, D

Acquired from Washington with LW Chris Clark for LW Jason Chimera on Dec. 28, 2009. Traded to Washington for a conditional sixth round pick in the 2010 Draft on Mar. 3, 2010.

Year	GP	G	A	PTS	+/-	PIM
2009-10	17	1	2	3	2	10
Total	17	1	2	3	2	10

TOMI KALLIO, RW

Acquired from Atlanta with D Pauli Levokari for RW Chris Nielsen and D Petteri Nummelin on Dec. 2, 2002. Claimed off waivers by Philadelphia on Jan. 1, 2003.

Year	GP	G	A	PTS	+/-	PIM
2002-03	12	1	2	3	-7	8
Total	12	1	2	3	-7	8

TOMAS KANA, C

Acquired from St. Louis with D Brandon Bell for LW Pascal Pelletier on Dec. 8, 2009.

Year	GP	G	A	PTS	+/-	PIM
2009-10	6	0	2	2	2	2
Total	6	0	2	2	2	2

WILLIAM KARLSSON, C

Acquired from Anaheim with LW Rene Bourque and a second round pick in the 2015 Draft for D James Wisniewski and a third round pick in the 2015 Draft on Mar. 2, 2015.

Year	GP	G	A	PTS	+/-	PIM
2014-15	3	1	1	2	2	0
Total	3	1	1	2	2	0

ROSTISLAV KLESLA, D

Selected fourth overall in the 2000 Draft. Traded to Phoenix with C Dane Byers for LW Scottie Upshall and D Sami Lepisto on Feb. 28, 2011.

Year	GP	G	A	PTS	+/-	PIM
2000-01	8	2	0	2	-1	6
2001-02	75	8	8	16	-6	74
2002-03	72	2	14	16	-22	71
2003-04	47	2	11	13	-16	27
2005-06	51	6	13	19	-4	75
2006-07	75	9	13	22	-13	105
2007-08	82	6	12	18	7	60
2008-09	34	1	8	9	2	38
2009-10	26	2	6	8	-7	26
2010-11	45	3	7	10	10	26
Total	515	41	92	133	-30	508



ESPEN KNUTSEN, C

Acquired from Anaheim for a fourth round pick in the 2001 Draft on May 25, 2000. Buy-out agreement reached on Dec. 16, 2003.

Year	GP	G	A	PTS	+/-	PIM
2000-01	66	11	42	53	-3	30
2001-02	77	11	31	42	-28	47
2002-03	31	5	4	9	-15	20
2003-04	14	0	4	4	-5	2
Total	188	27	81	108	-51	99

CHAD KOLARIK, C

Acquired from Phoenix for LW Alexandre Picard on Mar. 3, 2010.

Year	GP	G	A	PTS	+/-	PIM
2009-10	2	0	0	0	-1	0
Total	2	0	0	0	-1	0

ALL-TIME PLAYER REGISTER

ZENITH KOMARNISKI, D

Acquired from Vancouver for C Sean Pronger on Oct. 30, 2003.

Year	GP	G	A	PTS	+/-	PIM
2003-04	2	0	0	0	0	0
Total	2	0	0	0	0	0

ZENON KONOPKA, C

Acquired from Anaheim with LW Curtis Glencross and a seventh round pick in the 2007 Draft for C Mark Hartigan, RW Joe Motzko and a fourth round pick in the 2007 Draft on Jan. 26, 2007.

Year	GP	G	A	PTS	+/-	PIM
2006-07	6	0	0	0	-2	20
2007-08	3	0	0	0	0	15
Total	9	0	0	0	-2	35

ROBERT KRON, RW

Selected in the Expansion Draft on June 23, 2000.

Year	GP	G	A	PTS	+/-	PIM
2000-01	59	8	11	19	4	10
2001-02	59	4	11	15	-14	4
Total	118	12	22	34	-10	14

TOMAS KUBALIK, RW

Selected 135th overall in 2008 Draft.

Year	GP	G	A	PTS	+/-	PIM
2010-11	4	0	2	2	-3	0
2011-12	8	1	1	2	-3	6
Total	12	1	3	4	-6	6

FRANTISEK KUCERA, D

Signed as a free agent on July 7, 2000. Traded to Pittsburgh for a sixth round pick in the 2001 Draft on Mar. 13, 2001.

Year	GP	G	A	PTS	+/-	PIM
2000-01	48	2	5	7	-5	12
Total	48	2	5	7	-5	12

JEAN-FRANCOIS LABBE, G

Acquired from NY Rangers for D Bert Robertsson on Nov. 9, 2000.

Year	GP	G	A	PTS	+/-	PIM
2001-02	3	0	0	0	...	0
2002-03	11	0	0	0	...	2
Total	14	0	0	0	...	2

SCOTT LACHANCE, D

Signed as a free agent on July 4, 2002.

Year	GP	G	A	PTS	+/-	PIM
2002-03	61	0	1	1	-20	46
2003-04	77	0	4	4	-23	44
Total	138	0	5	5	-43	90

DAN LACOSTA, G

Selected 93rd overall in the 2004 Draft.

Year	GP	G	A	PTS	+/-	PIM
2007-08	1	0	0	0	...	0
2008-09	3	0	0	0	...	0
Total	4	0	0	0	...	0

BRETT LEBDA, D

Signed as a free agent on Jan. 19, 2012.

Year	GP	G	A	PTS	+/-	PIM
2011-12	30	1	3	4	-1	14
Total	30	1	3	4	-1	14

PASCAL LECLAIRE, G

Selected eighth overall in the 2001 Draft. Traded to Ottawa with a second round pick in the 2009 Draft for C Antoine Vermette on Mar. 4, 2009.

Year	GP	G	A	PTS	+/-	PIM
2003-04	2	0	0	0	...	0
2005-06	33	0	1	1	...	2
2006-07	24	0	0	0	...	2
2007-08	54	0	2	2	...	2
2008-09	12	0	1	1	...	0
Total	101	0	4	4	...	6

DAVID LENEVEU, G

Signed as a free agent on July 7, 2010.

Year	GP	G	A	PTS	+/-	PIM
2010-11	1	0	0	0	...	0
Total	1	0	0	0	...	0

JORDAN LEOPOLD, D

Acquired from St. Louis for a fifth round pick in the 2016 Draft on Nov. 15, 2014. Traded to Minnesota for D Justin Falk and a fifth round pick in the 2015 Draft on Mar. 2, 2015.

Year	GP	G	A	PTS	+/-	PIM
2014-15	18	1	2	3	-7	9
Total	18	1	2	3	-7	9

SAMI LEPISTO, D

Acquired with LW Scottie Upshall from Phoenix for D Rostislav Klesla and C Dane Byers on Feb. 28, 2011.

Year	GP	G	A	PTS	+/-	PIM
2010-11	19	0	5	5	3	18
Total	19	0	5	5	3	18

MARK LETESTU, C

Acquired from Pittsburgh for a fourth round pick in the 2012 Draft on Nov. 8, 2011.

Year	GP	G	A	PTS	+/-	PIM
2011-12	51	11	13	24	-3	6
2012-13	46	13	14	27	7	10
2013-14	82	12	22	34	+1	20
2014-15	54	7	6	13	-9	0
Total	233	43	55	98	-4	36

TREVOR LETOWSKI, RW

Signed as a free agent on July 3, 2003.

Year	GP	G	A	PTS	+/-	PIM
2003-04	73	15	17	32	-12	16
2005-06	81	10	18	28	-2	36
Total	154	25	36	60	-14	52

JOAKIM LINDSTROM, C

Selected 41st overall in the 2002 Draft. Traded to Anaheim for a conditional draft pick on July 15, 2008.

Year	GP	G	A	PTS	+/-	PIM
2005-06	3	0	0	0	0	0
2006-07	9	1	0	1	-3	4
2007-08	25	3	4	7	0	14
Total	37	4	4	8	-3	18

DAVID LING, RW

Signed as a free agent on July 7, 2001.

Year	GP	G	A	PTS	+/-	PIM
2001-02	5	0	0	0	-1	7
2002-03	35	3	2	5	-6	86
2003-04	50	1	2	3	-3	98
Total	90	4	4	8	-10	191

CRAIG MACDONALD, C

Signed as a free agent on July 14, 2008.

Year	GP	G	A	PTS	+/-	PIM
2008-09	8	1	1	2	1	0
Total	8	1	1	2	1	0

DEREK MACKENZIE, C

Signed as a free agent on July 11, 2007.

Year	GP	G	A	PTS	+/-	PIM
2007-08	17	2	0	2	-2	8
2008-09	1	0	0	0	-1	2
2009-10	18	1	3	4	3	0
2010-11	63	9	14	23	14	22
2011-12	66	7	7	14	4	40
2012-13	43	3	5	8	1	36
2013-14	71	9	9	18	0	47
Total	279	31	38	69	+19	155

ALL-TIME PLAYER REGISTER

DON MACLEAN, C

Signed as a free agent on July 17, 2002.

Year	GP	G	A	PTS	+/-	PIM
2003-04	4	1	0	1	-1	0
Total	4	1	0	1	-1	0

MANNY MALHOTRA, C

Claimed off waivers from Dallas on Nov. 21, 2003.

Year	GP	G	A	PTS	+/-	PIM
2003-04	56	12	13	25	-7	24
2005-06	58	10	21	31	1	41
2006-07	82	9	16	25	-8	76
2007-08	71	11	18	29	-3	34
2008-09	77	11	24	35	9	28
Total	344	53	92	145	-8	203

STEVE MALTAIS, LW

Signed as a free agent on Oct. 6, 2000.

Year	GP	G	A	PTS	+/-	PIM
2000-01	26	0	3	3	-9	12
Total	26	0	3	3	-9	12

MIKE MANELUK, RW

Signed as a free agent on Aug. 24, 2000.

Year	GP	G	A	PTS	+/-	PIM
2000-01	39	5	1	6	-11	33
Total	39	5	1	6	-11	33

PAUL MANNING, D

Acquired from Calgary for a fifth round pick in the 2001 Draft on June 24, 2001.

Year	GP	G	A	PTS	+/-	PIM
2002-03	8	0	0	0	0	2
Total	8	0	0	0	0	2

TODD MARCHANT, C

Signed as a free agent on July 3, 2003. Claimed off waivers by Anaheim on Nov. 21, 2005.

Year	GP	G	A	PTS	+/-	PIM
2003-04	77	9	25	34	-17	34
2005-06	18	3	6	9	-1	20
Total	95	12	31	43	-18	54

GRANT MARSHALL, RW

Acquired from Dallas for a second round pick in the 2003 Draft on Aug. 29, 2001. Traded to New Jersey for a conditional draft pick on Mar. 10, 2003.

Year	GP	G	A	PTS	+/-	PIM
2001-02	81	15	18	33	-20	86
2002-03	66	8	20	28	-8	71
Total	147	23	38	61	-28	157

RADEK MARTINEK, D

Signed as a free agent on July 6, 2012.

Year	GP	G	A	PTS	+/-	PIM
2011-12	7	1	0	1	-3	0
Total	7	1	0	1	-3	0

STEVE MASON, G

Selected 69th overall in the 2006 Draft. Traded to Philadelphia for G Michael Leighton and a third round pick in the 2015 Draft on Apr. 3, 2013.

Year	GP	G	A	PTS	+/-	PIM
2008-09	61	0	0	0	...	2
2009-10	58	0	2	2	...	2
2010-11	54	0	1	1	...	2
2011-12	46	0	2	2	...	2
2012-13	13	0	0	0	...	0
Total	232	0	5	5	...	8

GREG MAULDIN, C

Selected 199th overall in the 2002 Draft.

Year	GP	G	A	PTS	+/-	PIM
2003-04	6	0	0	0	-2	4
Total	6	0	0	0	-2	4

MAKSIM MAYOROV, RW

Selected 94th overall in the 2007 Draft.

Year	GP	G	A	PTS	+/-	PIM
2008-09	3	0	0	0	0	0
2009-10	4	0	0	0	-1	0
2010-11	5	1	0	1	0	0
2011-12	10	1	1	2	-3	2
Total	22	2	1	3	-4	2

KENT MCDONELL, RW

Acquired from Detroit for a sixth round pick in the 2003 Draft on Aug. 16, 2000.

Year	GP	G	A	PTS	+/-	PIM
2002-03	3	0	0	0	-1	0
2003-04	29	1	2	3	-7	36
Total	32	1	2	3	-8	36

CURTIS MCELHINNEY, G

Acquired with a second round pick in the 2012 Draft and a fifth round pick in the 2013 Draft from Phoenix for Antoine Vermette on Feb. 22, 2012.

Year	GP	G	A	PTS	+/-	PIM
2013-14	28	0	1	1	...	0
2014-15	32	0	0	0	...	0
Total	60	0	1	1	...	0

MARC METHOT, D

Selected 200th overall in the 2003 Draft. Traded to Ottawa for LW Nick Foligno on July 1, 2012.

Year	GP	G	A	PTS	+/-	PIM
2006-07	20	0	4	4	5	12
2007-08	9	0	0	0	-1	8
2008-09	66	4	13	17	7	55
2009-10	60	2	6	8	-8	51
2010-11	74	0	15	15	2	58
2011-12	46	1	6	7	-11	24
Total	275	7	44	51	-6	208

FREDRIK MODIN, LW

Acquired from Tampa Bay with G Fredrik Norrena for G Marc Denis on June 30, 2006. Traded to Los Angeles for a conditional seventh round pick in the 2010 Draft on Mar. 3, 2010.

Year	GP	G	A	PTS	+/-	PIM
2006-07	79	22	20	42	-3	50
2007-08	23	6	6	12	1	20
2008-09	50	9	16	25	2	28
2009-10	24	2	4	6	-6	12
Total	176	39	46	85	-6	110

GREG MOORE, C

Acquired from NY Islanders for D Dylan Reece on Mar. 1, 2010.

Year	GP	G	A	PTS	+/-	PIM
2009-10	4	0	0	0	0	0
Total	4	0	0	0	0	0

JOHN MOORE, D

Selected 21st overall in the 2009 Draft. Traded to NY Rangers with C Derick Brassard, RW Derek Dorsett and a sixth round pick in the 2014 Draft for RW Marian Gaborik, D Steve Delisle and D Blake Parlett on Apr. 3, 2013.

Year	GP	G	A	PTS	+/-	PIM
2010-11	2	0	0	0	0	0
2011-12	67	2	5	7	-23	8
2012-13	17	0	1	1	-5	2
Total	86	2	6	8	-28	10

BRAD MORAN, C

Signed as a free agent on June 5, 2000.

Year	GP	G	A	PTS	+/-	PIM
2001-02	3	0	0	0	0	0
2003-04	2	1	1	2	-1	2
Total	5	1	1	2	-1	2

ETHAN MOREAU, LW

Claimed off waivers from Edmonton on June 30, 2010.

Year	GP	G	A	PTS	+/-	PIM
2010-11	37	1	5	6	-9	24
Total	37	1	5	6	-9	24

ALL-TIME PLAYER REGISTER

JEREMY MORIN, LW

Acquired from Chicago for D Tim Erixon on Dec. 14, 2014. Traded to Chicago with C Artem Anisimov, C Marko Dano, LW Corey Tropp and a fourth round pick in the 2016 Draft for LW Brandon Saad, D Michael Paliotta and C Alex Broadhurst on June 30, 2015.

Year	GP	G	A	PTS	+/-	PIM
2014-15	28	2	4	6	1	13
Total	28	2	4	6	1	13

JOE MOTZKO, RW

Signed as a free agent on May 15, 2003. Traded to Anaheim with C Mark Hartigan and a fourth round pick in the 2007 Draft for C Zenon Konopka and a conditional seventh round pick in the 2007 Draft on Jan. 26, 2007.

Year	GP	G	A	PTS	+/-	PIM
2003-04	2	0	0	0	0	0
2005-06	2	0	0	0	-2	0
2006-07	7	1	0	1	0	0
Total	11	1	0	1	-2	0

ANDREW MURRAY, C

Selected 242nd overall in the 2001 Draft.

Year	GP	G	A	PTS	+/-	PIM
2007-08	39	6	4	10	0	12
2008-09	67	8	3	11	-6	10
2009-10	46	5	2	7	-6	6
2010-11	29	4	4	8	2	4
Total	181	23	13	36	-10	32

RYAN MURRAY, D

Selected second overall in the 2012 Draft.

Year	GP	G	A	PTS	+/-	PIM
2013-14	66	4	17	21	4	10
2014-15	12	1	2	3	1	8
Total	78	5	19	24	5	18

RICK NASH, LW

Selected first overall in the 2002 Draft. Traded to NY Rangers with D Steve Delisle and a conditional third round pick for C Brandon Dubinsky, C Artem Anisimov, D Tim Erixon and a first round pick in the 2013 draft on July 23, 2012.

Year	GP	G	A	PTS	+/-	PIM
2002-03	74	17	22	39	-27	78
2003-04	80	41	16	57	-35	87
2005-06	54	31	23	54	5	51
2006-07	75	27	30	57	-8	73
2007-08	80	38	31	69	2	95
2008-09	78	40	39	79	11	52
2009-10	76	33	34	67	-2	58
2010-11	75	32	34	66	2	34
2011-12	82	30	29	59	-19	40
Total	674	289	258	547	-71	568

ANDREJ NEDOROST, C

Selected 286th overall in the 2000 Draft.

Year	GP	G	A	PTS	+/-	PIM
2001-02	7	0	2	2	-3	2
2002-03	12	0	1	1	-6	4
2003-04	9	2	0	2	0	6
Total	28	2	3	5	-9	12

CHRIS NIELSEN, RW

Acquired from NY Islanders for fourth and ninth round picks in the 2000 Draft on May 11, 2000. Traded to Atlanta with the rights of D Petteri Nummelin for RW Tomi Kallio and D Pauli Levokari on Dec. 2, 2002.

Year	GP	G	A	PTS	+/-	PIM
2000-01	29	4	5	9	4	4
2001-02	23	2	3	5	-3	4
Total	52	6	8	14	1	8

NIKITA NIKITIN, D

Acquired from St. Louis for D Kris Russell on Nov. 11, 2011. Traded to Edmonton for a fifth round pick in the 2014 Draft on June 25, 2014.

Year	GP	G	A	PTS	+/-	PIM
2011-12	54	7	25	32	-5	14
2012-13	38	3	6	9	2	17
2013-14	66	2	13	15	9	20
Total	158	12	44	56	6	51

FREDRIK NORRENA, G

Acquired from Tampa Bay with LW Fredrik Modin for G Marc Denis on June 20, 2006.

Year	GP	G	A	PTS	+/-	PIM
2006-07	55	0	0	0	...	6
2007-08	37	0	1	1	...	0
2008-09	8	0	0	0	...	0
Total	100	0	1	1	...	6

FILIP NOVAK, D

Signed as a free agent on Aug. 8, 2006.

Year	GP	G	A	PTS	+/-	PIM
2006-07	6	0	0	0	1	2
Total	6	0	0	0	1	2

JIRI NOVOTNY, C

Signed as a free agent on July 3, 2007.

Year	GP	G	A	PTS	+/-	PIM
2007-08	65	8	14	22	-10	24
2008-09	42	4	3	7	4	14
Total	107	12	17	29	-6	38

PETTERI NUMMELIN, D

Selected 133rd overall in the 2000 Draft. Traded to Atlanta with RW Chris Nielsen for RW Tomi Kallio and D Pauli Levokari on Dec. 2, 2002.

Year	GP	G	A	PTS	+/-	PIM
2000-01	61	4	12	16	-11	10
Total	61	4	12	16	-11	10

LYLE ODELEIN, D

Selected in the Expansion Draft on June 23, 2000. Signed on June 29, 2000. Traded to Chicago for D Jaroslav Spacek and a second round pick in the 2003 Draft on Mar. 19, 2002.

Year	GP	G	A	PTS	+/-	PIM
2000-01	81	3	14	17	-16	118
2001-02	65	2	14	16	-28	89
Total	146	5	28	33	-44	207

KRZYSZTOF OLIWA, LW

Acquired from New Jersey for third round pick in the 2001 Draft and future considerations on June 12, 2000. Traded to Pittsburgh for third round pick in the 2001 Draft on Jan. 14, 2001.

Year	GP	G	A	PTS	+/-	PIM
2000-01	10	0	2	2	1	34
Total	10	0	2	2	1	34

NATHAN PAETSCH, D

Acquired from Buffalo with a second round pick in 2010 Draft for LW Raffi Torres on Mar. 3, 2010.

Year	GP	G	A	PTS	+/-	PIM
2009-10	10	0	0	0	-5	6
Total	10	0	0	0	-5	6

SAMUEL PAHLSSON, C

Signed as a free agent on July 1, 2009. Traded to Vancouver for D Taylor Ellington and two fourth round picks in the 2012 Draft on Feb. 27, 2012.

Year	GP	G	A	PTS	+/-	PIM
2009-10	79	3	13	16	-9	32
2010-11	82	7	13	20	-13	30
2011-12	61	2	9	11	-6	22
Total	222	12	35	47	-28	84

MIKE PANDOLFO, LW

Rights acquired from Buffalo along with the 30th overall pick in the 2002 Draft for the 20th overall pick in the 2002 Draft on June 22, 2002. Signed on July 8, 2002.

Year	GP	G	A	PTS	+/-	PIM
2003-04	3	0	0	0	-2	0
Total	3	0	0	0	-2	0

MICHAEL PECA, C

Signed as a free agent on Aug. 23, 2007.

Year	GP	G	A	PTS	+/-	PIM
2007-08	75	8	26	34	-1	64
2008-09	71	4	18	22	-6	58
Total	146	12	44	56	-7	122

ALL-TIME PLAYER REGISTER

ALEXANDRE PICARD, LW

Selected eighth overall in the 2004 Draft. Traded to Phoenix for C Chad Kolarik on Mar. 3, 2010.

Year	GP	G	A	PTS	+/-	PIM
2005-06	17	0	0	0	-2	14
2006-07	23	0	1	1	-3	6
2007-08	3	0	0	0	0	2
2008-09	15	0	1	1	-1	26
2009-10	9	0	0	0	-3	10
Total	67	0	2	2	-9	58

ADAM PINEAULT, RW

Selected 46th overall in the 2004 Draft. Traded to Chicago for RW Michael Blunden on Jan. 10, 2009.

Year	GP	G	A	PTS	+/-	PIM
2007-08	3	0	0	0	-2	0
Total	3	0	0	0	-2	0

LASSE PIRJETA, LW

Selected 133rd overall in the 2002 Draft. Traded to Pittsburgh for C Brian Holzinger on Mar. 9, 2004.

Year	GP	G	A	PTS	+/-	PIM
2002-03	51	11	10	21	-4	12
2003-04	57	2	8	10	-6	20
Total	108	13	18	31	-10	32

GEOFF PLATT, C

Signed as a free agent on Nov. 25, 2005. Traded to Anaheim for D Clay Wilson and D Aaron Rome on Nov. 15, 2007.

Year	GP	G	A	PTS	+/-	PIM
2005-06	15	0	5	5	-4	16
2006-07	26	4	5	9	1	10
Total	41	4	10	14	-3	26

TOMAS POPPERLE, G

Selected 131st overall in the 2005 Draft.

Year	GP	G	A	PTS	+/-	PIM
2006-07	2	0	0	0	...	0
Total	2	0	0	0	...	0

SEAN PRONGER, C

Claimed off waivers from NY Islanders on May 18, 2001. Traded to Vancouver for D Zenith Komarniski on Oct. 30, 2003.

Year	GP	G	A	PTS	+/-	PIM
2001-02	26	3	1	4	-4	4
2002-03	78	7	6	13	-26	72
Total	104	10	7	17	-30	76

VINNY PROSPAL, LW

Signed as a free agent on July 23, 2011.

Year	GP	G	A	PTS	+/-	PIM
2011-12	82	16	39	55	-11	36
2012-13	38	12	18	30	3	32
Total	130	28	57	85	-8	68

DALTON PROUT, D

Selected 154th overall in the 2010 Draft.

Year	GP	G	A	PTS	+/-	PIM
2011-12	5	0	0	0	1	0
2012-13	28	1	6	7	15	25
2013-14	49	2	4	6	-7	37
2014-15	63	0	8	8	-14	85
Total	145	3	18	21	-5	147

MARTIN PRUSEK, G

Signed as a free agent on Aug. 4, 2005.

Year	GP	G	A	PTS	+/-	PIM
2005-06	9	0	0	0	...	0
Total	9	0	0	0	...	0

JAMIE PUSHOR, D

Selected in the Expansion Draft on June 23, 2000. Traded to Pittsburgh for a fourth round pick in the 2003 Draft on Mar. 15, 2002. Signed as a free agent on Dec. 10, 2003. Traded to NY Rangers for an eighth round pick in the 2004 Draft on Jan. 23, 2004.

Year	GP	G	A	PTS	+/-	PIM
2000-01	75	3	10	13	7	94
2001-02	61	0	6	6	-10	54
2003-04	7	0	0	0	-2	2
2005-06	4	1	2	3	1	0
Total	147	4	18	22	-4	150

DERON QUINT, D

Acquired from New Jersey for past considerations on June 23, 2000.

Year	GP	G	A	PTS	+/-	PIM
2000-01	57	7	16	23	-19	16
2001-02	75	7	18	25	-34	26
Total	132	14	34	48	-53	42

JEREMY REICH, LW

Signed as a free agent on May 17, 2000.

Year	GP	G	A	PTS	+/-	PIM
2003-04	9	0	1	1	-3	20
Total	9	0	1	1	-3	20

LUKE RICHARDSON, D

Signed as a free agent on July 4, 2002. Traded to Toronto for a conditional pick on March 8, 2006.

Year	GP	G	A	PTS	+/-	PIM
2002-03	82	0	13	13	-16	73
2003-04	64	1	5	6	-11	48
2005-06	44	1	6	7	-18	30
Total	190	2	24	26	-45	151

CRAIG RIVET, D

Claimed off waivers from Buffalo on Feb. 26, 2011.

Year	GP	G	A	PTS	+/-	PIM
2010-11	14	1	0	1	-7	23
Total	14	1	0	1	-7	23

TODD ROHLOFF, D

Signed as a free agent on Sept. 5, 2003. Claimed off waivers by Washington on Jan. 9, 2004.

Year	GP	G	A	PTS	+/-	PIM
2003-04	24	0	2	2	-12	8
Total	24	0	2	2	-12	8

AARON ROME, D

Acquired with D Clay Wilson from Anaheim for C Geoff Platt on Nov. 15, 2007.

Year	GP	G	A	PTS	+/-	PIM
2007-08	17	1	1	2	-4	33
2008-09	8	0	1	1	1	0
Total	25	1	2	3	-3	33

MATHIEU ROY, D

Signed as a free agent on July 14, 2009.

Year	GP	G	A	PTS	+/-	PIM
2009-10	31	0	10	10	-2	17
Total	31	0	10	10	-2	17

MICHAEL RUPP, C

Acquired from Phoenix with LW Jason Chimera and D Cale Hulse for LW Geoff Sanderson and RW Tim Jackman on Oct. 8, 2005.

Year	GP	G	A	PTS	+/-	PIM
2005-06	39	4	2	6	-3	58
Total	39	4	2	6	-3	58

KRIS RUSSELL, D

Selected 67th overall in the 2005 Draft. Traded to St. Louis for D Nikita Nikitin on Nov. 11, 2012.

Year	GP	G	A	PTS	+/-	PIM
2007-08	67	2	8	10	-12	14
2008-09	66	2	19	21	-10	28
2009-10	70	7	15	22	3	32
2010-11	73	5	18	23	-9	37
2011-12	12	2	1	3	-1	13
Total	288	18	61	79	-29	124

ALL-TIME PLAYER REGISTER

RYAN RUSSELL, LW

Acquired from Montreal for RW Mike Blunden on July 7, 2011.

Year	GP	G	A	PTS	+/-	PIM
2011-12	41	2	0	2	-7	2
Total	41	2	0	2	-7	2

KERBY RYCHEL, LW

Selected 19th overall in the 2013 Draft.

Year	GP	G	A	PTS	+/-	PIM
2014-15	5	0	3	3	3	2
Total	5	0	3	3	3	2

GEOFF SANDERSON, LW

Selected in the Expansion Draft on June 23, 2000. Traded to Vancouver for a third round pick in the 2004 Draft on Mar. 9, 2004. Claimed off waivers from Vancouver on June 28, 2004. Traded to Phoenix with RW Tim Jackman for LW Jason Chimera, C Michael Rupp and D Cale Hulse on Oct. 8, 2005.

Year	GP	G	A	PTS	+/-	PIM
2000-01	68	30	26	56	4	46
2001-02	42	11	5	16	-15	12
2002-03	82	34	33	67	-4	34
2003-04	67	13	16	29	-9	34
2005-06	2	0	0	0	-1	0
Total	261	88	80	168	-25	126

CURTIS SANFORD, G

Signed as a free agent on July 1, 2011.

Year	GP	G	A	PTS	+/-	PIM
2011-12	36	0	0	0	...	0
Total	36	0	0	0	...	0

PETER SARNO, C

Signed as a free agent on Aug. 22, 2005.

Year	GP	G	A	PTS	+/-	PIM
2005-06	1	0	0	0	0	0
Total	1	0	0	0	0	0

DAVID SAVARD, D

Selected 94th overall in the 2009 Draft.

Year	GP	G	A	PTS	+/-	PIM
2011-12	31	2	8	10	0	16
2012-13	4	0	0	0	-3	0
2013-14	70	5	10	15	+2	28
2014-15	82	11	25	36	0	71
Total	187	18	43	61	-1	115

DARREL SCOVILLE, D

Signed as a free agent on July 10, 2001.

Year	GP	G	A	PTS	+/-	PIM
2002-03	2	0	0	0	0	4
2003-04	8	0	1	1	-4	6
Total	10	0	1	1	-4	10

ALEXANDER SELIVANOV, RW

Signed as a free agent on Nov. 27, 2000.

Year	GP	G	A	PTS	+/-	PIM
2000-01	59	8	11	19	-11	38
Total	59	8	11	19	-11	38

SEAN SELMSER, LW

Signed as a free agent on Aug. 3, 2000.

Year	GP	G	A	PTS	+/-	PIM
2000-01	1	0	0	0	0	5
Total	1	0	0	0	0	5

TOM SESTITO, LW

Selected 85th overall in the 2006 Draft. Traded to Philadelphia for RW Greg Moore and C Michael Chaput on Feb. 28, 2011.

Year	GP	G	A	PTS	+/-	PIM
2007-08	1	0	0	0	0	17
2009-10	3	0	0	0	0	7
2010-11	9	2	2	4	-4	40
Total	13	2	2	4	-4	64

CAM SEVERSON, LW

Acquired from Calgary for D Cale Hulse on Feb. 28, 2006.

Year	GP	G	A	PTS	+/-	PIM
2005-06	4	0	0	0	0	5
Total	4	0	0	0	0	5

JODY SHELLEY, LW

Signed as a free agent on Jan. 31, 2001. Traded to San Jose for a sixth round pick in the 2009 Draft on Jan. 29, 2008.

Year	GP	G	A	PTS	+/-	PIM
2000-01	1	0	0	0	0	10
2001-02	52	3	3	6	1	206
2002-03	68	1	4	5	-5	249
2003-04	76	3	3	6	-10	228
2005-06	80	3	7	10	-4	163
2006-07	72	1	1	2	-6	125
2007-08	31	0	0	0	-2	44
Total	380	11	18	29	-26	1,025



MIKE SILLINGER, C

Signed as a free agent on July 7, 2001. Traded to Dallas with a second round draft pick in the 2004 Draft for D Darryl Sydor on July 22, 2003.

Year	GP	G	A	PTS	+/-	PIM
2001-02	80	20	23	43	-35	54
2002-03	75	18	25	43	-21	52
Total	155	38	48	86	-56	106

BEN SIMON, C

Signed as a free agent on Aug. 11, 2005.

Year	GP	G	A	PTS	+/-	PIM
2005-06	13	0	0	0	-4	4
Total	13	0	0	0	-4	4

JACK SKILLE, RW

Signed as a free agent on July 7, 2013. Claimed off waivers from NY Islanders on Oct. 5, 2014.

Year	GP	G	A	PTS	+/-	PIM
2013-14	16	4	0	4	2	6
2014-15	45	6	2	8	-18	16
Total	61	10	2	12	-16	22

BLAKE SLOAN, RW

Claimed off waivers from Dallas on Mar. 13, 2001. Traded to Calgary for D Jamie Allison on Mar. 19, 2002.

Year	GP	G	A	PTS	+/-	PIM
2000-01	14	1	0	1	-2	13
2001-02	60	2	7	9	-18	46
Total	74	3	7	10	-20	59

JAROSLAV SPACEK, D

Acquired from Chicago with a second round pick in the 2003 Draft for D Lyle Odelein on Mar. 19, 2002.

Year	GP	G	A	PTS	+/-	PIM
2001-02	14	2	3	5	-9	24
2002-03	81	9	36	45	-23	70
2003-04	58	5	17	22	-13	45
Total	153	16	56	72	-45	139

MARTIN SPANHEL, LW

Signed as a free agent on May 30, 2000.

Year	GP	G	A	PTS	+/-	PIM
2000-01	6	1	0	1	-1	2
2001-02	4	1	0	1	-2	2
Total	10	2	0	2	-3	4

ANTON STRALMAN, D

Acquired from Calgary for a third round pick in the 2010 Draft on Sept. 28, 2009.

Year	GP	G	A	PTS	+/-	PIM
2009-10	73	6	28	34	-17	37
2010-11	51	1	17	18	-11	22
Total	124	7	45	52	-28	59

FREDERIC ST-DENIS, D

Signed as a free agent on July 7, 2013.

Year	GP	G	A	PTS	+/-	PIM
2014-15	4	0	1	1	-1	0
Total	4	0	1	1	-1	0

RADOSLAV SUCHY, D

Acquired from Phoenix with a sixth round pick in the 2005 Draft for a fourth round pick in the 2005 Draft.

Year	GP	G	A	PTS	+/-	PIM
2005-06	79	1	7	8	-8	30
Total	79	1	7	8	-8	30

ALEXANDER SVITOV, C

Acquired from Tampa Bay along with a third round pick in the 2004 Draft for D Darryl Sydor and a fourth round pick in the 2004 Draft on Jan. 27, 2004.

Year	GP	G	A	PTS	+/-	PIM
2003-04	29	2	6	8	-8	16
2006-07	76	7	11	18	-10	145
Total	105	9	17	26	-18	161

DARRYL SYDOR, D

Acquired from Dallas for Mike Sillinger and a second round pick in the 2004 Draft on July 22, 2003. Traded to Tampa Bay along with a fourth round pick in the 2004 Draft for C Alexander Svitov and a third round pick in the 2004 Draft on Jan. 27, 2004.

Year	GP	G	A	PTS	+/-	PIM
2003-04	49	2	13	15	-19	26
Total	49	2	13	15	-19	26

DICK TARNSTROM, D

Acquired from Edmonton for LW Curtis Glencross on Feb. 1, 2008.

Year	GP	G	A	PTS	+/-	PIM
2007-08	48	3	11	14	-11	52
Total	48	3	11	14	-11	52

MATTIAS TIMANDER, D

Selected in the Expansion Draft on June 23, 2000. Traded to NY Islanders for a fourth round pick in 2002 Draft on June 22, 2002.

Year	GP	G	A	PTS	+/-	PIM
2000-01	76	2	9	11	-8	24
2001-02	78	4	7	11	-34	44
Total	154	6	16	22	-42	68

OLE-KRISTIAN TOLLEFSEN, D

Selected 65th overall in the 2002 Draft.

Year	GP	G	A	PTS	+/-	PIM
2005-06	5	0	0	0	-2	2
2006-07	70	2	3	5	2	123
2007-08	51	2	2	4	-3	111
2008-09	19	0	1	1	-4	37
Total	145	4	6	10	-7	273

RAFFI TORRES, LW

Acquired from Edmonton for C Gilbert Brule on July 1, 2008. Traded to Buffalo for D Nathan Paetsch and a second round pick in the 2010 Draft on Mar. 3, 2010.

Year	GP	G	A	PTS	+/-	PIM
2008-09	51	12	8	20	-4	23
2009-10	60	19	12	31	-8	32
Total	111	31	20	51	-12	55

COREY TROPP, RW

Claimed off waivers from Buffalo on Nov. 28, 2013. Traded to Chicago with C Artem Anisimov, C Marko Dano, LW Jeremy Morin and a fourth round pick in the 2016 Draft for LW Brandon Saad, D Michael Paliotta and C Alex Broadhurst on June 30, 2015.

Year	GP	G	A	PTS	+/-	PIM
2013-14	44	2	8	10	11	37
2014-15	61	1	7	8	-14	76
Total	105	3	15	18	-3	113

RON TUGNUTT, G

Signed as a free agent on July 4, 2000. Traded to Dallas with a second round pick in the 2002 Draft for a first round pick in the 2002 Draft on June 17, 2002.

Year	GP	G	A	PTS	+/-	PIM
2000-01	53	0	1	1	...	2
2001-02	44	0	1	1	...	0
Total	97	0	2	2	...	2

DANA TYRELL, C

Acquired from Tampa Bay with D Matt Taormina for LW Jonathan Marchessault and LW Dalton Smith on Mar. 3, 2014.

Year	GP	G	A	PTS	+/-	PIM
2014-15	3	0	0	0	-1	0
Total	3	0	0	0	-1	0

FEDOR TYUTIN, D

Acquired with D Christian Backman from NY Rangers for RW Nikolai Zherdev and RW Dan Fritsche on July 2, 2008.

Year	GP	G	A	PTS	+/-	PIM
2008-09	82	9	25	34	1	81
2009-10	80	6	26	32	-7	49
2010-11	80	7	20	27	-12	32
2011-12	66	5	21	26	-21	49
2012-13	48	4	18	22	9	28
2013-14	69	4	22	26	6	44
2014-15	67	3	12	15	8	40
Total	492	38	144	182	-16	323

R.J. UMBERGER, C

Acquired with a fourth round pick in the 2008 Draft from Philadelphia for a first round pick and a third round pick in the 2008 Draft on June 20, 2008.

Year	GP	G	A	PTS	+/-	PIM
2008-09	82	26	20	46	-10	53
2009-10	82	23	32	55	-16	40
2010-11	82	25	32	57	3	38
2011-12	77	20	20	40	-10	27
2012-13	48	8	10	18	3	16
2013-14	74	18	16	34	-3	26
Total	446	120	130	250	-27	200

SCOTTIE UPSHALL, RW

Acquired with D Sami Lepisto from Phoenix for D Rostislav Klesla and C Dane Byers on Feb. 28, 2011.

Year	GP	G	A	PTS	+/-	PIM
2010-11	21	6	1	7	-12	10
Total	21	6	1	7	-12	10

DARREN VAN IMPE, D

Signed as a free agent on Jan. 20, 2003.

Year	GP	G	A	PTS	+/-	PIM
2002-03	14	1	1	2	-6	10
Total	14	1	1	2	-6	10

ANTOINE VERMETTE, C

Acquired from Ottawa for G Pascal Leclaire and a second round pick in the 2009 Draft on Mar. 4, 2009. Traded to Phoenix for G Curtis McElhinney, a second round pick in 2012 and a conditional fifth round pick in 2013 on Feb. 22, 2012.

Year	GP	G	A	PTS	+/-	PIM
2008-09	17	7	6	13	5	8
2009-10	82	27	38	65	2	32
2010-11	82	19	28	47	0	60
2011-12	60	8	19	27	-17	12
Total	241	61	91	152	-10	112

JAKUB VORACEK, RW

Selected seventh overall in the 2006 Draft. Traded to Philadelphia with a first round pick and a third round pick in the 2011 Draft for C Jeff Carter on June 22, 2007.

Year	GP	G	A	PTS	+/-	PIM
2008-09	80	9	29	38	11	44
2009-10	81	16	34	50	-7	26
2010-11	80	14	32	46	-3	26
Total	241	39	95	134	1	96

ALL-TIME PLAYER REGISTER

DAVID VYBORNY, RW

Signed as a free agent on June 8, 2000.

Year	GP	G	A	PTS	+/-	PIM
2000-01	79	13	19	32	-9	22
2001-02	75	13	18	31	-14	6
2002-03	79	20	26	46	12	16
2003-04	82	22	31	53	-26	40
2005-06	80	22	43	65	-9	50
2006-07	82	16	48	64	6	60
2007-08	66	7	19	26	-8	34
Total	543	113	204	317	-48	228



DERRICK WALSER, D

Signed as a free agent on Sept. 17, 2001. Traded to Carolina with a fourth round pick in the 2006 Draft for a fourth round pick in the 2005 Draft on July 30, 2005. Acquired from Carolina for D Mark Flood on Nov. 29, 2006.

Year	GP	G	A	PTS	+/-	PIM
2001-02	2	1	0	1	-2	0
2002-03	53	4	13	17	-9	34
2003-04	27	1	8	9	-6	22
2006-07	9	2	0	2	-1	0
Total	91	8	21	29	-18	56

ALEXANDER WENNBERG, C

Drafted 14th overall in the 2013 NHL Draft.

Year	GP	G	A	PTS	+/-	PIM
2014-15	68	4	16	20	-19	22
Total	68	4	16	20	-19	22

DUVIE WESTCOTT, D

Signed as a free agent on May 10, 2001.

Year	GP	G	A	PTS	+/-	PIM
2001-02	4	0	0	0	-2	2
2002-03	39	0	7	7	-3	77
2003-04	34	0	7	7	-15	39
2005-06	78	6	22	28	1	133
2006-07	23	4	6	10	-13	18
2007-08	23	1	3	4	-10	30
Total	211	11	45	56	-42	299

KYLE WILSON, C

Signed as a free agent on July 2, 2010.

Year	GP	G	A	PTS	+/-	PIM
2010-11	32	4	7	11	-3	12
Total	32	4	7	11	-3	12

RAY WHITNEY, LW

Acquired from Florida with future considerations for C Kevyn Adams and a fourth round pick in the 2001 Draft on Mar. 13, 2001.

Year	GP	G	A	PTS	+/-	PIM
2000-01	3	0	3	3	-1	2
2001-02	67	21	40	61	-22	12
2002-03	81	24	52	76	-26	22
Total	151	45	95	140	-49	36

JASON WILLIAMS, C

Acquired from Atlanta for D Clay Wilson and a sixth round pick in the 2009 Draft on Jan. 14, 2009.

Year	GP	G	A	PTS	+/-	PIM
2008-09	39	12	17	29	5	16
Total	39	12	17	29	5	16

CLAY WILSON, D

Acquired with D Aaron Rome from Anaheim for C Geoff Platt on Nov. 15, 2007. Traded to Atlanta with a sixth round pick in the 2009 Draft in exchange for C Jason Williams on Jan. 14, 2009.

Year	GP	G	A	PTS	+/-	PIM
2007-08	7	1	1	2	3	2
2008-09	5	0	1	1	-2	0
Total	12	1	2	3	1	2

JAMES WISNIEWSKI, D

Rights acquired from Montreal for a fifth round pick in the 2012 Draft on June 29, 2011. Signed on July 1, 2011. Traded to Anaheim with a third round pick in the 2015 Draft for LW Rene Bourque, C William Karlsson and a second round pick in the 2015 Draft on Mar. 2, 2015.

Year	GP	G	A	PTS	+/-	PIM
2011-12	48	6	21	27	-13	37
2012-13	30	5	9	14	-1	15
2013-14	75	7	44	51	0	61
2014-15	56	8	21	29	-10	34
Total	209	26	95	121	-24	147

TYLER WRIGHT, C

Selected in the Expansion Draft on June 23, 2000. Traded to Anaheim with D Francois Beauchemin for C Sergei Fedorov and a fifth round pick in the 2006 Draft on Nov. 15, 2005.

Year	GP	G	A	PTS	+/-	PIM
2000-01	76	16	16	32	-9	140
2001-02	77	13	11	24	-40	100
2002-03	70	19	11	30	-25	113
2003-04	68	9	9	18	-19	63
2005-06	18	0	4	4	-3	20
Total	309	57	51	108	-96	436

MIKE YORK, C

Signed as a free agent on July 25, 2008.

Year	GP	G	A	PTS	+/-	PIM
2008-09	1	0	0	0	0	0
Total	1	0	0	0	0	0

NIKOLAI ZHERDEV, RW

Selected fourth overall in the 2003 Draft. Traded to NY Rangers with RW Dan Fritsche for D Fedor Tyutin and D Christian Backman on July 2, 2008.

Year	GP	G	A	PTS	+/-	PIM
2003-04	57	13	21	34	-11	54
2005-06	73	27	27	54	-13	50
2006-07	71	10	22	32	-19	26
2007-08	82	26	35	61	-9	34
Total	283	76	105	181	-33	164

GOALTENDERS

SERGEI BOBROVSKY

Acquired from Philadelphia in exchange for second and fourth round picks in the 2012 Draft and a fourth round pick in the 2013 Draft on June 22, 2012.

Year	GP	MIN	W	L	OT	SO	GA	SV	GAA	SV%
2012-13	38	2,219	21	11	6	4	74	1,010	2.00	.932
2013-14	58	3,299	32	20	5	5	131	1,568	2.38	.923
2014-15	51	2,994	30	17	3	2	134	1,498	2.69	.918
Total	147	8,513	83	48	14	11	339	4,076	2.39	.923

BRIAN BOUCHER

Claimed off waivers from Chicago on Feb. 27, 2007.

Year	GP	MIN	W	L	OT	SO	GA	SV	GAA	SV%
2006-07	18	969	2	11	3	1	54	402	3.34	.882
Total	18	969	2	11	3	1	54	402	3.34	.882

FRED BRATHWAITE

Signed as a free agent on June 2, 2003.

Year	GP	MIN	W	L	OT	SO	GA	SV	GAA	SV%
2003-04	21	1,050	4	11	1	0	59	574	3.37	.897
Total	21	1,050	4	11	1	0	59	574	3.37	.897

TY CONKLIN

Signed as a free agent on July 6, 2007. Traded to Buffalo for a fifth round pick in the 2007 Draft on Feb. 27.

Year	GP	MIN	W	L	OT	SO	GA	SV	GAA	SV%
2006-07	11	491	2	3	2	0	27	183	3.30	.871
Total	11	491	2	3	2	0	27	183	3.30	.871

MARC DENIS

Acquired from Colorado for a second round pick in the 2000 Draft on June 7, 2000. Traded to Tampa Bay for LW Fredrik Modin and G Fredrik Norrena on June 30, 2006.

Year	GP	MIN	W	L	OT	SO	GA	SV	GAA	SV%
2000-01	32	1,830	6	20	4	0	99	841	3.25	.895
2001-02	42	2,335	9	24	5	1	121	1,076	3.11	.899
2002-03	77	4,511	27	41	8	5	232	2,172	3.09	.903
2003-04	66	3,796	21	36	7	5	162	1,970	2.56	.918
2005-06	49	2,786	21	25	1	1	151	1,354	3.25	.900
Total	266	15,258	84	146	25	12	765	7,413	3.01	.905

WADE DUBIELEWICZ

Claimed off waivers from NY Islanders on Jan. 17, 2009.

Year	GP	MIN	W	L	OT	SO	GA	SV	GAA	SV%
2008-09	3	169	1	2	0	0	10	67	3.55	.870
Total	3	169	1	2	0	0	10	67	3.55	.870

ANTON FORSBERG

Selected 188th overall in the 2011 Draft.

Year	GP	MIN	W	L	OT	SO	GA	SV	GAA	SV%
2014-15	5	256	0	4	0	0	20	129	4.69	.866
Total	5	256	0	4	0	0	20	129	4.69	.866

MATHIEU GARON

Signed as a free agent on July 1, 2009.

Year	GP	MIN	W	L	OT	SO	GA	SV	GAA	SV%
2009-10	35	1,771	12	9	6	2	83	775	2.81	.903
2010-11	36	1,938	10	14	6	3	88	799	2.72	.901
Total	71	3,709	22	23	12	5	171	1,574	2.77	.902

SHAWN HUNWICK

Signed as a free agent Mar. 29, 2012.

Year	GP	MIN	W	L	OT	SO	GA	SV	GAA	SV%
2011-12	1	3	0	0	0	0	0	0	0.00	.000
Total	1	3	0	0	0	0	0	0	0.00	.000

JEAN-FRANCOIS LABBE

Acquired from NY Rangers for D Bert Robertsson on Nov. 9, 2000.

Year	GP	MIN	W	L	OT	SO	GA	SV	GAA	SV%
2001-02	3	117	1	1	0	0	6	62	3.08	.912
2002-03	11	451	2	4	0	0	27	206	3.59	.884
Total	14	568	3	5	0	0	33	268	3.49	.890

DAN LACOSTA

Selected 93rd overall in the 2004 Draft.

Year	GP	MIN	W	L	OT	SO	GA	SV	GAA	SV%
2007-08	1	13	0	0	0	0	0	5	0.00	1.000
2008-09	3	156	2	0	0	1	4	76	1.54	.950
Total	4	169	2	0	0	1	4	81	1.42	.953

PASCAL LECLAIRE

Selected eighth overall in the 2001 Draft. Traded to Ottawa with a second round pick in the 2009 Draft for C Antoine Vermette on Mar. 4, 2009.

Year	GP	MIN	W	L	OT	SO	GA	SV	GAA	SV%
2003-04	2	119	0	2	0	0	7	62	3.53	.899
2005-06	33	1,804	11	15	3	0	97	987	3.23	.911
2006-07	24	1,315	6	15	2	1	65	564	2.97	.897
2007-08	54	2,986	24	17	6	9	112	1,267	2.25	.919
2008-09	12	674	4	6	1	0	43	281	3.83	.867
Total	125	6,898	45	55	12	10	324	3,161	2.82	.907

DAVID LENEVEU

Signed as a free agent on July 7, 2010.

Year	GP	MIN	W	L	OT	SO	GA	SV	GAA	SV%
2010-11	1	20	0	0	0	0	2	10	6.00	.833
Total	1	20	0	0	0	0	2	10	6.00	.833

STEVE MASON

Selected 69th overall in the 2006 Draft. Traded to Philadelphia for G Michael Leighton and a third round pick in the 2015 Draft on Apr. 3, 2013.

Year	GP	MIN	W	L	OT	SO	GA	SV	GAA	SV%
2008-09	61	3,664	33	20	7	10	140	1,518	2.29	.916
2009-10	58	3,201	20	26	9	5	163	1,490	3.06	.901
2010-11	54	3,027	24	21	7	3	153	1,388	3.03	.901
2011-12	46	2,534	16	26	3	1	143	1,212	3.39	.894
2012-13	13	712	3	6	1	0	35	311	2.95	.899
Total	232	13,137	96	99	26	27	634	5,919	2.90	.903

CURTIS McELHINNEY

Acquired from Phoenix along with two draft picks on Feb. 22, 2012 in exchange for C Antoine Vermette.

Year	GP	MIN	W	L	OT	SO	GA	SV	GAA	SV%
2013-14	28	1,423	10	11	1	2	64	639	2.70	.909
2014-15	32	1,710	12	14	2	0	82	867	2.88	.914
Total	60	3,133	22	25	3	2	146	1,236	2.80	.912

MIKE McKENNA

Signed as a free agent on July 5, 2014.

Year	GP	MIN	W	L	OT	SO	GA	SV	GAA	SV%
2013-14	4	219	1	1	1	0	11	103	3.01	.904
Total	4	219	1	1	1	0	11	103	3.01	.904

FREDRIK NORRENA

Acquired from Tampa Bay with LW Fredrik Modin for G Marc Denis on June 20, 2006.

Year	GP	MIN	W	L	OT	SO	GA	SV	GAA	SV%
2006-07	55	2,952	24	23	3	3	137	1,283	2.78	.904
2007-08	37	1,960	10	19	6	2	89	767	2.72	.896
2008-09	8	323	1	3	2	0	17	116	3.16	.872
Total	100	5,235	35	45	11	5	243	2,166	2.79	.899

TOMAS POPPERLE

Selected 131st overall in the 2005 Draft.

Year	GP	MIN	W	L	OT	SO	GA	SV	GAA	SV%
2006-07	2	44	0	0	0	0	1	13	1.33	.929
Total	2	44	0	0	0	0	1	13	1.33	.929

MARTIN PRUSEK

Signed as a free agent on Aug. 4, 2005.

Year	GP	MIN	W	L	OT	SO	GA	SV	GAA	SV%
2005-06	9	373	3	3	0	0	20	165	3.22	.870
Total	9	373	3	3	0	0	20	165	3.22	.870

CURTIS SANFORD

Signed as a free agent on July 1, 2011.

Year	GP	MIN	W	L	OT	SO	GA	SV	GAA	SV%
2011-12	36	1,983	10	18	4	1	86	885	2.60	.911
Total	36	1,983	10	18	4	1	86	885	2.60	.911

RON TUGNUTT

Signed as a free agent on July 4, 2000. Traded to Dallas with a second round pick in the 2002 Draft for a first round pick in the 2002 Draft on June 17, 2002.

Year	GP	MIN	W	L	OT	SO	GA	SV	GAA	SV%
2000-01	53	3,129	22	25	5	4	127	1,401	2.44	.917
2001-02	44	2,502	12	27	3	2	119	1,076	2.85	.900
Total	97	5,631	34	52	8	6	246	2,477	2.62	.910

ALLEN YORK

Selected 158th overall in the 2007 Draft.

Year	GP	MIN	W	L	OT	SO	GA	SV	GAA	SV%
2011-12	11	417	3	2	0	0	16	183	2.30	.920
Total	11	417	3	2	0	0	16	183	2.30	.920

ALL-TIME NUMERICAL ROSTER

1

J.F. Labbe, 2001-02
Tomas Popperle, 2006-07
Steve Mason, 2008-13

2

Anders Eriksson, 2003-04; 2006-07
Kris Russell, 2007-08
Nate Guenin, 2010-11

3

Frantisek Kucera, 2000-01
Jaroslav Spacek, 2001-04
Marc Methot, 2008-12
Jordan Leopold, 2014-15

4

Lyle Odelein, 2000-02
Bryan Berard, 2005-07
Clay Wilson, 2007-09
Nathan Paetsch, 2009-10
Sami Lepisto, 2010-11
John Moore, 2011-13
Kevin Connauton, 2014-

5

Jamie Pushor, 2000-02; 2005-06
Darryl Sydor, 2003-04
Christian Backman, 2008-09
Aaron Johnson, 2011-12
Jack Skille, 2013-14

6

Jamie Heward, 2000-02
Jamie Pushor, 2003-04
Ron Hainsey, 2005-08
Anton Stralman, 2009-11
Nikita Nikitin, 2011-14

7

Deron Quint, 2000-02
Scott Lachance, 2002-04
John Moore, 2010-11
Jeff Carter, 2011-12
Jack Johnson, 2011-

8

Geoff Sanderson, 2000-06
Jan Hejda, 2007-10
Maksim Mayorov, 2011-12
Nathan Horton, 2013-15

9

David Vyborny, 2000-08
Scottie Upshall, 2010-11
Colton Gillies, 2011-13
Jeremy Morin, 2014-15

10

Serge Aubin, 2000-02
Trevor Letowski, 2003-06
Duvie Westcott, 2006-08
Kris Russell, 2008-11
Mark Letestu, 2012-13
Marian Gaborik, 2013-14
Jack Skille, 2014-15

11

Kevin Dineen, 2000-03
Curtis Glencross, 2007-08
Craig MacDonald, 2008-09
Chris Clark, 2009-10
Matt Calvert, 2010-

12

Ted Drury, 2000-01
Sean Pronger, 2001-02
Mathieu Darche, 2002-03
Jiri Novotny, 2007-09
Mike Blunden, 2009-11
Ryan Craig, 2013-2015

13

Nikolai Zherdev, 2003-08
Cam Atkinson, 2011-

14

Ray Whitney, 2000-03
Greg Mauldin, 2003-04
Raffi Torres, 2008-10
Grant Clitsome, 2010-12
Blake Comeau, 2013-14

15

Mike Maneluk, 2000-01
Kent McDonell, 2002-03
Duvie Westcott, 2003-06
Derek Dorsett, 2008-13
Nick Schultz, 2013-14

16

Mike Sillinger, 2001-03
Alexander Svitov, 2003-04; 2006-07
Derick Brassard, 2007-13

17

Steve Maltais, 2000-01
Paul Manning, 2002-03
Tomi Kallio, 2002-03
David Ling, 2003-04
Gilbert Brule, 2005-08
Andrew Murray, 2008-11
Mark Letestu, 2011-12
Brandon Dubinsky, 2013-

18

Robert Kron, 2000-02
Zenith Komarniski, 2003-04
Geoff Platt, 2005-06
R.J. Umberger, 2008-14
David Clarkson, 2014-15

19

Mathieu Darche, 2000-02
Sean Pronger, 2002-03
Joe Motzko, 2003-04
Brian Holzinger, 2003-04
Alexandre Picard, 2005-07
Michael Peca, 2007-09
Ethan Moreau, 2010-11
Ryan Johansen, 2011-

20

Martin Spanhel, 2000-02
Lasse Pirjeta, 2002-04
Michael Rupp, 2005-06
Curtis Glencross, 2006-07
Kristian Huselius, 2008-12
Tim Erixon, 2013-2014
William Karlsson, 2014-15

21

Espen Knutsen, 2000-04
Radoslaw Suchy, 2005-06
Alexandre Picard, 2007-10
James Wisniewski, 2011-15

22

Chris Nielsen, 2000-02
Luke Richardson, 2002-06
Mike Commodore, 2008-11
Vinny Prospal, 2011-13

23

Kevin Dahl, 2000-01
Alex Selivanov, 2000-01
Derrick Walser, 2001-04; 2006-07
Dick Tarnstrom, 2007-08
Milan Jurcina, 2009-10
Tom Sestito, 2009-11
Andrew Joudrey, 2011-12
Brett Lebda, 2011-12
Matt Frattin, 2013-14
Brian Gibbons, 2014-15

24

Michael Gaul, 2000-01
Hannes Hyvonen, 2002-03
Todd Rohloff, 2003-04
Francois Beauchemin, 2005-06
Cam Severson, 2005-06
Kris Beech, 2007-08
Aaron Rome, 2008-09
Derek MacKenzie, 2009-14

25

Bruce Gardiner, 2000-01
Andrew Cassels, 2002-04
Jason Chimera, 2005-10
Kyle Wilson, 2010-11
Ryan Russell, 2011-12
Luke Adam, 2014-15

26

Andrej Nedorost, 2001-03
Todd Marchant, 2003-06
Derek MacKenzie, 2007-09
Samuel Pahlsson, 2009-12
Corey Tropp, 2013-15

27

Blake Sloan, 2000-02
Darren Van Impe, 2002-03
Manny Malhotra, 2003-09
Ryan Murray, 2013-

28

Tyler Wright, 2000-06
Zenon Konopka, 2006-08
Nikita Filatov, 2008-11
Frédéric St-Denis, 2014-15

29

Krzysztof Oliwa, 2000-01
Cody Goloubef, 2014-

30

Marc Denis, 2000-06
Fredrik Norrena, 2006-08
Curtis Sanford, 2011-12
Mike McKenna, 2013-14
Curtis McElhinney, 2014-

31

Ron Tugnutt, 2000-02
Pascal Leclaire, 2003-08
David LeNeveu, 2010-11
Shawn Hunwick, 2011-12
Curtis McElhinney, 2013-2014
Anton Forsberg, 2014-

32

Radim Bicanek, 2000-02
Kent McDonell, 2003-04
Cale Hulse, 2005-06
Mathieu Garon, 2009-11
Cody Bass, 2011-14
Adam Cracknell, 2014-15
Rene Bourque, 2014-15

33

Petteri Nummelin, 2000-01
Jamie Allison, 2001-03
Jeremy Reich, 2003-04
Fredrik Modin, 2006-10
Tomas Kubalik, 2010-12
Adrian Aucoin, 2012-13

34

J.L. Grand-Pierre, 2000-04
Dan LaCosta, 2007-08
Dane Byers, 2011-12
Nick Drazenovic, 2012-13
Dana Tyrell, 2014-15

35

J.F. Labbe, 2002-03
Martin Prusek, 2005-06
Ty Conklin, 2006-07
Brian Boucher, 2006-07
Jan Hejda, 2010-11
Jeremy Smith, 2013-14

36

Sean Selmsler, 2000-01
Don MacLean, 2003-04
Mathieu Roy, 2009-10
Jonathan Audy-Marchessault, 2012-14

37

Mattias Timander, 2000-02
Darrel Scoville, 2002-04
Joe Motzko, 2005-07
Darcy Campbell, 2006-07
Sean Collins, 2014-15

38

Blake Bellefeuille, 2001-03
Jan Hrdina, 2005-06
Andrej Nedorost, 2003-04
Joakim Lindstrom, 2006-08
Trevor Frischmon, 2009-10
Boone Jenner, 2013-

39

Mike Pandolfo, 2003-04
Steven Goertzen, 2005-07
Greg Moore, 2009-10
Michael Chaput, 2013-

40

Bill Bowler, 2000-01
Brad Moran, 2001-02
Duvie Westcott, 2001-02
Fred Brathwaite, 2003-04
Jaroslav Balastik, 2005-07
Jared Boll, 2007-

41

Matt Davidson, 2000-03
Brad Moran, 2003-04
Ben Simon, 2005-06
Adam Pineault, 2007-08
Allen York, 2011-12
Alexander Wennberg, 2014-

42

Kevyn Adams, 2000-01
Brett Harkins, 2001-02
Duvie Westcott, 2002-03
Mark Hartigan, 2003-06
Chad Kolarik, 2009-11
Artem Anisimov, 2012-15

43

Jan Caloun, 2000-01
David Ling, 2001-03
Tom Sestito, 2007-08
Maksim Mayorov, 2008-11
Darryl Boyce, 2011-12
Sean Collins, 2012-2014
Scott Hartnell, 2014-

44

Rostislav Klesla, 2000-04
Peter Sarno, 2005-06
Aaron Johnson, 2006-07
Aaron Rome, 2007-08
Grant Clitsome, 2009-10
Justin Falk, 2014-

45

Jody Shelley, 2000-08

47

Tim Jackman, 2003-04
Filip Novak, 2006-07
Tomas Kana, 2009-10

47

Aaron Johnson, 2003-06
Geoff Platt, 2006-07
Dalton Prout, 2011-

48

Cody Goloubef, 2011-14

49

Dan Fritsche, 2003-08
Michael Leighton, 2013

50

Joakim Lindstrom, 2005-06
Antoine Vermette, 2008-12

51

Andy Delmore, 2005-06
Andrew Murray, 2007-08
Fedor Tyutin, 2008-

52

Adam Foote, 2005-08
Craig Rivet, 2010-11
Kerby Rychel, 2014-

53

Josh Anderson, 2014-

55

Ole-Kristian Tollefsen, 2005-09
Mark Letestu, 2013-15

56

Marko Dano, 2014-15

57

Steve Heinze, 2000-01

58

David Savard, 2011-

61

Rick Nash, 2002-12

71

Chris Clark, 2010-11
Nick Foligno, 2012-

72

Sergei Bobrovsky, 2012-

77

Anson Carter, 2006-07
Chris Gratton, 2008-09

78

Mike York, 2008-09

91

Sergei Fedorov, 2005-08

93

Jakub Voracek, 2008-11

97

Rostislav Klesla, 2005-11

NHL DRAFT HISTORY

2015 DRAFT

June 26-27, Sunrise, Florida (BB&T Center)

Player	Position	Round	Overall	Team	
Zach Werenski	D	1	8	Michigan (Big Ten)	
Gabriel Carlsson	D	1	29*	Linköping HC (SHL)	
Paul Bittner	LW	2	38	Portland (WHL)	
Kevin Stenlund	C	2	58@	HV71 (J20 SuperElit)	* Acquired from Toronto
Keegan Kolesar	RW	3	69	Seattle (WHL)	@ Acquired from Anaheim
Sam Ruopp	D	5	129	Prince George (WHL)	^ Acquired from Minnesota
Veeti Vainio	D	5	141^	Espoo Blues (Finland Jr.)	
Vladislav Gavrikov	D	6	159	Yaroslavl (KHL)	
Markus Nutivaara	D	7	189	Karpat (Finland)	

2014 DRAFT

June 27-28, Philadelphia, Pennsylvania (Wells Fargo Center)

Player	Position	Round	Overall	Team	
Sonny Milano	LW	1	16	USNDP (USHL)	
Ryan Collins	D	2	47	USNDP (USHL)	
Elvis Merzlikins	G	3	76*	Lugano (Swiss-1)	
Blake Siebenaler	D	3	77	Niagara (OHL)	* Acquired from Detroit
Julien Pelletier	LW	4	107	Cape Breton (QMJHL)	
Tyler Bird	RW	5	137	Kimball Union (USHS)	
Olivier LeBlanc	D	7	197	Saint John (QMJHL)	

2013 DRAFT

June 30, Newark, New Jersey (Prudential Center)

Player	Position	Round	Overall	Team	
Alexander Wennberg	C	1	14	Djurgården (SWE-1)	
Kerby Rychel	LW	1	19*	Windsor (OHL)	
Marko Dano	C	1	27@	Bratislava (KHL)	* Acquired from NY Rangers
Dillon Heatherington	D	2	50^	Swift Current (WHL)	@ Acquired from Los Angeles
Oliver Bjorkstrand	RW	3	89^	Portland (WHL)	^ Acquired from Pittsburgh
Nick Moutrey	C	4	105	Saginaw (OHL)	
Marcus Soberg	LW	6	165	Frolunda (SWE Jr.)	
Peter Quenneville	C	7	195	Dubuque (USHL)	

2012 DRAFT

June 22-23, Pittsburgh, Pennsylvania (CONSOL Energy Center)

Player	Position	Round	Overall	Team	
Ryan Murray	D	1	2	Everett (WHL)	
Oscar Dansk	G	2	31	Brynäs Jr. (Sweden Jr.)	
Joonas Korpiälö	G	3	62	Jokerit Jr. (Finland Jr.)	* Acquired from Vancouver
Josh Anderson	LW	4	95*	London (OHL)	
Daniel Zaar	RW	6	152	Rogle Jr. (Sweden Jr.)	
Gianluca Curcuruto	D	7	182	Sault Ste. Marie (OHL)	

2011 DRAFT

June 24-25, St. Paul, Minnesota (Xcel Energy Center)

Player	Position	Round	Overall	Team	
Boone Jenner	C	2	37	Oshawa (OHL)	
T.J. Tynan	C	3	66*	Notre Dame (CCHA)	
Mike Reilly	D	4	98	St. Mary's (High-MN)	* Acquired from Ottawa
Seth Ambroz	RW	5	128	Omaha (USHL)	
Lukas Sedlak	C	6	158	Ceske (Czech U-20)	
Anton Forsberg	G	7	188	MODO (Sweden Jr.)	

2010 DRAFT

June 25-26, Los Angeles, California (STAPLES Center)

Player	Position	Round	Overall	Team	
Ryan Johansen	C	1	4	Portland (WHL)	
Dalton Smith	LW	2	34	Ottawa (OHL)	
Petr Straka	RW	2	55*	Rimouski (QMJHL)	
Brandon Archibald	D	4	94	Sault Ste. Marie (OHL)	* Acquired from Buffalo
Mathieu Corbeil	G	4	102@	Halifax (QMJHL)	@ Acquired from Anaheim
Austin Madaisky	D	5	124	Kamloops (WHL)	
Dalton Prout	D	6	154	Barrie (OHL)	
Martin Ouellette	G	7	184	Kimball Union (High-NH)	

2009 DRAFT

June 26-27, Montreal, Quebec (Bell Centre)

Player	Position	Round	Overall	Team	
John Moore	D	1	21*	Chicago (USHL)	
Kevin Lynch	C	2	56@	USA U-18 (USDP)	
David Savard	D	4	94#	Moncton (QMJHL)	* Acquired from Anaheim
Thomas Larkin	D	5	137	Exeter (USHS-NH)	@ Acquired from NY Islanders
Anton Blomqvist	D	6	167	Malmo Jr. (Sweden Jr.)	# Acquired from Colorado
Kyle Neuber	RW	7	197	Mississauga (OHL)	

2008 DRAFT

June 20-21, Ottawa, Ontario (Scotiabank Place)

Player	Position	Round	Overall	Team	
Nikita Filatov	LW	1	6	CSKA (RUS)	
Cody Goloubef	D	2	37	Wisconsin (WCHA)	
Steven Delisle	D	4	107*	Gatineau (QMJHL)	
Drew Olson	D	4	118@	Brainerd (USHS)	* Acquired from Boston
Matt Calvert	LW	5	127	Brandon (WHL)	@ Acquired from Philadelphia
Tomas Kubalik	C/RW	5	135#	Plzen (CZE)	# Acquired from Carolina
Brent Regner	D	5	137*	Vancouver (WHL)	
Cam Atkinson	RW	6	157	Avon Old Farms (USHS)	
Sean Collins	LW	7	187	Waywayseecappo (MJHL)	

2007 DRAFT

June 22-23, Columbus, Ohio (Nationwide Arena)

Player	Position	Round	Overall	Team	
Jakub Voracek	RW	1	7	Halifax (QMJHL)	
Stefan Legein	RW	2	37	Niagara (OHL)	
Will Weber	D	2	53*	Gaylord, MI (USHS)	* Acquired from San Jose
Jake Hansen	RW/LW	3	68	Sioux Falls (USHL)	@ Acquired from Dallas
Maksim Mayorov	RW/LW	4	94@	Leninogorsk (Russia)	# Acquired from Anaheim (conditional)
Allen York	G	6	158	Camrose (AJHL)	
Trent Vogelhuber	RW	7	211#	St. Louis (NAHL)	

2006 DRAFT

June 24, Vancouver, British Columbia (General Motors Place)

Player	Position	Round	Overall	Team	
Derick Brassard	C	1	6	Drummondville (QMJHL)	
Steve Mason	G	3	69	London (OHL)	* Acquired from San Jose
Tom Sestito	LW	3	85	Plymouth (OHL)	@ Acquired from Los Angeles
Ben Wright	D	4	113*	Lethbridge (WHL)	# Acquired from Anaheim
Robert Nyholm	D	5	129	IFK Jr. (Finland)	^ Acquired from Toronto
Nick Sucharski	LW	5	136@	Michigan State (CCHA)	
Maxime Frechette	D	5	142#	Drummondville (QMJHL)	
Jesse Dudas	D	6	159	Prince George (WHL)	
Derek Dorsett	RW	7	189	Medicine Hat (WHL)	
Matt Marquardt	LW	7	194^	Moncton (QMJHL)	

NHL DRAFT HISTORY

2005 DRAFT

June 30, Ottawa, Ontario (Westin Hotel)

Player	Position	Round	Overall	Team	
Gilbert Brule	C	1	6	Vancouver (WHL)	
Adam McQuaid	D	2	55	Sudbury (OHL)	
Kris Russell	D	3	67	Medicine Hat (WHL)	
Jared Boll	RW	4	101*	Lincoln (USHL)	* Acquired from Carolina
Tomas Popperle	G	5	131	Sparta (Czech)	+ Acquired from Phoenix
Derek Reinhart	D	6	177+	Regina (WHL)	
Kirill Starkov	C	6	189	Frolunda Jr. (Sweden)	
Trevor Hendrikx	D	7	201	Peterborough (OHL)	

2004 DRAFT

June 26-27, Raleigh, North Carolina (RBC Center)

Player	Position	Round	Overall	Team	
Alexandre Picard	LW	1	8*	Lewiston (QMJHL)	
Adam Pineault	RW	2	46+	Boston College (HEA)	
Kyle Wharton	D	2	59*	Ottawa (OHL)	* Acquired from Carolina
Dan LaCosta	G	3	93#	Owen Sound (OHL)	+ Acquired from Calgary
Andrey Plekhanov	D	3	96	Nizhnekamsk 2 (Russia)	@ Acquired from Boston
Petr Pohl	RW	5	133	Gatineau (QMJHL)	# Acquired from Vancouver
Rob Page	D	6	167	Blake School (USHS)	- Acquired from NY Rangers
Lennart Petrell	C	6	190@	IFK Jr. (Finland)	^ Acquired from Los Angeles
Justin Vienneau	D	7	198	Shawinigan (WMJHL)	
Brian McGuirk	LW	8	231	Gov. Drummer Aca. (USHS)	
Matt Greer	LW	8	233-	White Bear Lake (USHS)	
Grant Clitsome	D	9	271^	Nepean (CJHL)	

2003 DRAFT

June 21-22, Nashville, Tennessee (Gaylord Entertainment Center)

Player	Position	Round	Overall	Team	
Nikolai Zherdev	RW	1	4	CSKA (Russia)	
Dan Fritsche	C	2	46*	Sarnia (OHL)	
Dmitry Kosmachev	D	3	71	CSKA (Russia)	* Acquired from Chicago
Kevin Jarman	LW	4	103#	Stouffville (Ont. Jr. A)	# Acquired from Pittsburgh
Philippe Dupuis	C	4	104	Hull (QMJHL)	+ Acquired from Carolina
Arsi Piiapanen	RW	5	138+	Jokerit (Finland)	^ Acquired from Los Angeles
Marc Methot	D	6	168+	London (OHL)	
Alexander Guskov	D	7	200	Yaroslavl (Russia)	
Mathieu Gravel	LW	8	233	Shawinigan (QMJHL)	
Trevor Hendrikx	D	9	283^	Peterborough (OHL)	

2002 DRAFT

June 22-23, Toronto, Ontario (Air Canada Centre)

Player	Position	Round	Overall	Team	
Rick Nash	LW	1	1*	London (OHL)	
Joakim Lindstrom	LW/RW	2	41#	MODO (Sweden)	
Ole-Kristian Tollefsen	D	3	65	Lillehammer (Norway)	
Jeff Genovy	LW	3	96#	Des Moines (USHL)	
Ivan Tkachenko	LW	4	98	Yaroslavl (Russia)	* Acquired from Florida
Jekabs Redlihs	D	4	119+	Apple Core, N.Y. (EJHL)	# Acquired from Atlanta
Lasse Pirjeta	LW/C	5	133	Karpat (Finland)	+ Acquired from NY Islanders
Tim Konsorada	RW	6	168	Brandon (WHL)	^ Acquired from Philadelphia
Jaroslav Balastik	RW	6	184^	Zlin (Czech)	
Greg Mauldin	C	7	199	UMass-Amherst (HEA)	
Steven Goertzen	RW	7	225^	Seattle (WHL)	
Jaroslav Kracik	RW	8	231	Plzen Jr. (Czech)	
Sergei Mozyakin	LW	9	263*	CSKA (Russia)	

2001 DRAFT

June 23-24, Sunrise, Florida (National Car Rental Center)

Player	Position	Round	Overall	Team	
Pascal Leclaire	G	1	8	Montreal (QMJHL)	
Tim Jackman	RW	2	38	Minn-Mankato (WCHA)	
Kiel McLeod	C	2	53*	Kelowna (WHL)	
Aaron Johnson	D	3	85*	Rimouski (QMJHL)	* Acquired from Montreal (Originally San Jose's pick)
Per Mars	C	3	87#	Brynäs (Sweden)	# Acquired from Buffalo
Cole Jarrett	D	5	141	Plymouth (OHL)	+ Acquired from Pittsburgh
Justin Aikins	C	6	173	Langley (BCJHL)	
Artem Vostrikov	C	6	187+	Togliatti (Russia Jr.)	
Raffaele Sannitz	C	7	204	Lugano (Switz.)	
Ryan Bowness	RW	8	236	Brampton (OHL)	
Andrew Murray	C	8	242	Selkirk (MJHL)	

2000 ENTRY DRAFT

June 24-25, Calgary, Alberta (Saddledome)

Player	Position	Round	Overall	Team	
Rostislav Klesla	D	1	4	Brampton (OHL)	* Acquired from Boston
Ben Knopp	RW	3	69	Moose Jaw (WHL)	# Acquired from San Jose
Petteri Nummelin	D	5	133	HC Davos (Switz.)	+ Acquired from Florida
Scott Heffernan	D	5	138*	Sarnia (OHL)	^ Acquired from Detroit
Tyler Kolarik	C	5	150	Deerfield Academy (USHSE)	
Shane Bendera	G	6	169	Red Deer (WHL)	
Janne Jokila	LW	7	200	TPS (Finland)	
Peter Zingoni	C	8	231	New England (EJHL)	
Martin Paroulek	LW	9	278#	Vsetin HC (Czech)	
Andrej Nedorost	C	9	286+	ESC Essen (Germany)	
Louis Mandeville	D	9	292^	Rouyn-Noranda (QMJHL)	

2000 EXPANSION DRAFT

June 23, 2000 (Calgary, Alberta)

Goaltenders	Pick	Overall	Team	Forwards	Pick	Overall	Team
Rick Tabaracci	1	1	Colorado	Geoff Sanderson	1	1	Buffalo
Frederic Chabot	2	4	Montreal	Turner Stevenson	2	4	Montreal
Dwayne Roloson	3	5	Buffalo	Robert Kron	3	6	Carolina
				Steve Heinze	4	7	Boston
Defensemen	Pick	Overall	Team	Tyler Wright	5	9	Pittsburgh
Mattias Timander	1	2	Boston	Kevyn Adams	6	12	Toronto
Bert Robertsson	2	3	Edmonton	Dmitri Subbotin	7	14	NY Rangers
Tommi Rajamäki	3	5	Toronto	Dallas Drake	8	16	Phoenix
Jamie Pushor	4	8	Dallas	Bruce Gardiner	9	17	Tampa Bay
Lyle Odelein	5	10	Phoenix	Barrie Moore	10	20	Washington
Radim Bicanek	6	11	Chicago	Martin Streit	11	22	Philadelphia
Mathieu Schneider	7	13	NY Rangers	Kevin Dineen	12	23	Ottawa
Jonas Andersson-Junkka	8	16	Pittsburgh	Jeff Williams	13	25	New Jersey
				Additional Players			
				Sergei Luchinkin	1	2	Dallas
				Ted Drury	2	4	NY Islanders

PERSONNEL & FRANCHISE FIRSTS

GENERAL MANAGERS

Doug MacLean
Scott Howson
Jarmo Kekalainen

Feb. 11, 1998-April 19, 2007
June 15, 2007-Feb. 12, 2013
Feb. 13, 2013 -

HEAD COACHES

Dave King
Doug MacLean
Gerard Gallant
Gary Agnew (Interim)
Ken Hitchcock
Claude Noel (Interim)
Scott Arniel
Todd Richards
John Tortorella

July 5, 2000-Jan. 7, 2003
Jan. 7, 2003-Jan. 1, 2004
Jan. 1, 2004-Nov. 13, 2006
Nov. 14, 2006-Nov. 22, 2006
Nov. 22, 2006-Feb. 3, 2010
Feb. 3, 2010-Apr. 9, 2010
June 8, 2010-Jan. 9, 2012
Jan. 9, 2012-Oct. 21, 2015
Oct. 21, 2015-

ASSISTANT COACHES

Newell Brown
Gerard Gallant
Rick Wamsley (goaltenders)
Dean Blais
Gord Murphy
Gary Agnew
Clint Malarchuk (goaltenders)
Claude Noel
Dave Rook (goaltenders)
Bob Boughner
Brad Berry
Todd Richards
Dan Hinote
Ian Clark (goaltenders)
Craig Hartsburg (associate)
Keith Acton
Brad Larsen
Kenny McCudden

2000-Jan. 6, 2004
2000-Jan. 1, 2004
2000-06
2004-06
2002-10
2006-10
2006-09
2007-10
2009-11
2010-11
2010-12
2011-12
2010-14
2011-
2012-
2012-13
2014-
2015-

TEAM CAPTAINS

Lyle Odelein
Ray Whitney
Luke Richardson
Adam Foote
Rick Nash
Nick Foligno

2000-02
2002-03
2003-05
2005-08
2008-12
2015-

ALTERNATE CAPTAINS

Geoff Sanderson
Tyler Wright
Luke Richardson
Andrew Cassels
Todd Marchant
Darryl Sydor
Adam Foote
Rick Nash
David Vyborny
Sergei Fedorov
Manny Malhotra
Michael Peca
Rostislav Klesla
Fredrik Modin
R.J. Umberger
Antoine Vermette
Ethan Moreau
Jeff Carter
Derek Dorsett
Vinny Prospal
James Wisniewski

2000-04
2000-02, 2003-04
2002-03
2003-04
2003-04
2003-04
2005-06
2005-08
2005-08
2005-08
2008-09
2008-09
2008-10
2008-10
2009-12
2009-12
2010-11
2011-12
2011-12
2011-12
2011-12

ALTERNATE CAPTAINS

Adrian Aucoin
Brandon Dubinsky
Jared Boll
Jack Johnson
Mark Letestu
Boone Jenner

2012-13
2012-
2012-15
2012-15
2013-15
2015-

FIRST GAME

Home - Oct. 7, 2000 vs. Chicago
Road - Oct. 12, 2000 at Calgary

OPENING NIGHT ROSTER

No.	Player	Position
3	Frantisek Kucera	Defense
4	Lyle Odelein	Defense
5	Jamie Pushor	Defense
6	Jamie Heward	Defense
8	Geoff Sanderson	Left Wing
9	David Vyborny	Right Wing
10	Serge Aubin	Center
11	Kevin Dineen	Right Wing
12	Ted Drury	Center
17	Steve Maltais	Left Wing
18	Robert Kron	Center
21	Espen Knutsen (Injured)	Center
25	Bruce Gardiner	Right Wing
28	Tyler Wright	Center
29	Krzysztof Oliwa	Left Wing
30	Marc Denis	Goaltender
31	Ron Tugnutt	Goaltender
32	Radim Bicanek	Defense
33	Petteri Nummelin	Defense
34	Jean-Luc Grand-Pierre	Defense
37	Mattias Timander	Defense
42	Kevyn Adams	Center
43	Jan Caloun	Right Wing
44	Rostislav Klesla	Defense
57	Steve Heinze	Right Wing

FIRST STARTING LINEUP

Center: Robert Kron
Left Wing: Geoff Sanderson
Right Wing: Steve Heinze
Defense: Lyle Odelein
Defense: Mattias Timander
Goaltender: Ron Tugnutt

FIRST WIN

Home - Oct. 27, 2000 vs. Washington (3-1)
Road - Oct. 12, 2000 at Calgary (3-2)

FIRST LOSS

Home - Oct. 7, 2000 vs. Chicago (3-5)
Road - Oct. 14, 2000 at Colorado (1-3)

FIRST TIE

Home - Dec. 21, 2000 vs. Ottawa (3-3)
Road - Nov. 4, 2000 at Ottawa (2-2)

FIRST OVERTIME WIN

Home - Dec. 8, 2000 vs. Boston (3-2)
Road - Mar. 9, 2001 at Florida (7-6)

FIRST OVERTIME LOSS

Home - Oct. 22, 2000 vs. Detroit (1-2)
Road - Dec. 13, 2000 at Anaheim (4-5)

FIRST SHOOTOUT WIN

Home - Oct. 28, 2005 vs. Minnesota (2-1)
 G - Martin Prusek, 7 saves, 8 attempts
Road - Nov. 30, 2005 at Minnesota (1-0)
 G - Pascal Leclaire, 3 saves, 3 attempts

FIRST SHOOTOUT LOSS

Home - Nov. 22, 2006 vs. St. Louis (0-1)
 G - Pascal Leclaire, 3 saves, 4 attempts
Road - Dec. 20, 2005 at Detroit (1-2)
 G - Pascal Leclaire, 0 saves, 2 attempts

FIRST GOAL

Home - Bruce Gardiner (Krzysztof Oliwa, Kevyn Adams) at 7:34 of 1st period vs. Chicago's Jocelyn Thibault on Oct. 7, 2000
Road - Rostislav Klesla (Serge Aubin, Kevin Dineen) at 2:25 of 1st period at Calgary's Mike Vernon on Oct. 12, 2000

FIRST GOAL AGAINST

Home - Reto Von Arx at 6:10 of 2nd period against Ron Tugnutt vs. Chicago on Oct. 7, 2000
Road - Jarome Iginla at 10:10 of 1st period against Ron Tugnutt at Calgary on Oct. 12, 2000

FIRST GOAL BY DEFENSEMAN

Home - Rostislav Klesla (Robert Kron, Mattias Timander) at 14:33 of 3rd period vs. San Jose's Evgeni Nabokov on Oct. 25, 2000
Road - Rostislav Klesla (Serge Aubin, Kevin Dineen) at 2:25 of 1st period at Calgary's Mike Vernon on Oct. 12, 2000

FIRST POWER PLAY GOAL

Home - Tyler Wright (Petteri Nummelin, Mattias Timander) at 2:19 of 3rd period vs. Los Angeles on Oct. 9, 2000
Road - David Vyborny (Jamie Heward, Tyler Wright) at 17:43 of 1st period at Colorado on Oct. 14, 2000

FIRST SHORTHANDED GOAL

Home - Jamie Pushor (Serge Aubin, Kevyn Adams) at 7:32 of 2nd period vs. Vancouver on Nov. 19, 2000
Road - Robert Kron (Jamie Pushor) at 0:43 of OT at Florida on Mar. 9, 2001

FIRST GAME-WINNING GOAL

Home - Jamie Heward (Petteri Nummelin, Tyler Wright) at 6:37 of 1st period vs. Washington on Oct. 27, 2000
Road - Kevyn Adams (David Vyborny) at 4:13 of 3rd period at Calgary on Oct. 12, 2000

FIRST GAME-TYING GOAL

Home - Serge Aubin (Kevin Dineen, Bruce Gardiner) at 5:12 of 3rd period vs. Ottawa on Dec. 21, 2000
Road - Tyler Wright (Jamie Pushor, Steve Heinze) at 10:22 of 3rd period at Toronto on Feb. 14, 2001

FIRST EMPTY NET GOAL

Home - Serge Aubin (Kevyn Adams, Steve Heinze) at 19:40 of 3rd period vs. Los Angeles on Oct. 31, 2000
Road - Serge Aubin (Steve Heinze, Bruce Gardiner) at 19:52 of 3rd period at NY Islanders on Dec. 23, 2000

FIRST OVERTIME GOAL

Home - Geoff Sanderson (Frantisek Kucera, Lyle Odelein) at 4:51 of OT vs. Boston on Dec. 8, 2000
Road - Robert Kron (Jamie Pushor) at 0:43 of OT at Florida on Mar. 9, 2001

FIRST SHOOTOUT GOAL

Home - Mark Hartigan (against Dwayne Roloson, 3rd round) vs. Minnesota on Oct. 28, 2005
Road - Jaroslav Balastik (against Manny Fernandez, 3rd round) at Minnesota on Nov. 30, 2005

FIRST SHOOTOUT GAME-WINNING GOAL

Home - Trevor Letowski (against Dwayne Roloson, 3rd round) vs. Minnesota on Oct. 28, 2005
Road - Jaroslav Balastik (against Manny Fernandez, 3rd round) at Minnesota on Nov. 30, 2005

FIRST FACE-OFF

Robert Kron vs. Chicago's Alexei Zhamnov on Oct. 7, 2000 (won)

FIRST SHOT ON GOAL

Kevyn Adams at 1:41 of 1st period vs. Chicago on Oct. 7, 2000

FIRST MINOR PENALTY

Serge Aubin at 10:59 of 1st period vs. Chicago on Oct. 7, 2000 (Boarding)

FIRST MAJOR PENALTY

Jamie Pushor at 17:14 of 2nd period vs. Chicago on Oct. 7, 2000 (Fighting Vandenbussche)

FIRST MISCONDUCT PENALTY

Kevin Dineen at 20:00 of 3rd period at Colorado on Oct. 14, 2000 (Game)

FIRST GOALTENDER WIN

Home - Marc Denis, 32 saves vs. Washington on Oct. 27, 2000 (3-1)
Road - Ron Tugnutt, 19 saves at Calgary on Oct. 12, 2000 (3-2)

FIRST GOALTENDER LOSS

Home - Ron Tugnutt, 20 saves vs. Chicago on Oct. 7, 2000 (3-5)
Road - Marc Denis, 30 saves at Colorado on Oct. 14, 2000 (1-3)

FIRST SHUTOUT WIN

Home - Ron Tugnutt, 31 saves vs. Minnesota on Jan. 15, 2001 (3-0)
Road - Ron Tugnutt, 27 saves at Montreal on Dec. 18, 2000 (2-0)

FIRST SHUTOUT AGAINST

Home - Trevor Kidd, 30 saves vs. Florida on Nov. 17, 2000 (0-3)
Road - Ed Belfour, 14 saves at Dallas on Nov. 1, 2000 (0-4)

FRANCHISE FIRSTS

FIRST MULTI-POINT GAME

Home - Serge Aubin (2g) vs. Los Angeles on Oct. 31, 2000
Road - Kevyn Adams (2g) at Calgary on Oct. 12, 2000

FIRST TWO-GOAL GAME

Home - Serge Aubin vs. Los Angeles on Oct. 31, 2000
Road - Kevyn Adams at Calgary on Oct. 12, 2000

FIRST TWO-ASSIST GAME

Home - Steve Heinze (2a) vs. San Jose on Nov. 9, 2000
Road - Jan Caloun (2a) at Pittsburgh on Oct. 21, 2000

FIRST HAT TRICK

Home - Geoff Sanderson (3g) vs. Nashville on Feb. 10, 2001
Road - Deron Quint (3g) at Florida on Mar. 9, 2001

FIRST HAT TRICK AGAINST

Home - Bill Guerin (3g) vs. Boston on Feb. 4, 2002
Road - Marian Gaborik (3g) at Minnesota on Mar. 10, 2002

FIRST THREE-POINT GAME

Home - Geoff Sanderson (3g) vs. Nashville on Feb. 10, 2001
Road - Espen Knutsen (1g, 3a), Geoff Sanderson (2g, 1a), Serge Aubin (2g, 1a) and Steve Heinze (1g, 2a) at NY Islanders on Dec. 23, 2000

FIRST THREE-ASSIST GAME

Home - Robert Kron (3a) vs. Phoenix on Feb. 28, 2001
Road - Espen Knutsen (3a) at NY Islanders on Dec. 23, 2000

FIRST FOUR-GOAL GAME

Home - none
Road - Geoff Sanderson (4g) at Calgary on Mar. 29, 2003

FIRST FOUR-POINT GAME

Home - Espen Knutsen (5a) vs. Calgary on Mar. 24, 2001
Road - Espen Knutsen (1g, 3a) at NY Islanders on Dec. 23, 2000

FIRST FOUR-ASSIST GAME

Home - Espen Knutsen (5a) vs. Calgary on Mar. 24, 2001
Road - Andrew Cassels (4a) at Calgary on Mar. 29, 2003

FIRST FIVE-POINT GAME

Home - Espen Knutsen (5a) vs. Calgary on Mar. 24, 2001
Road - Andrew Cassels (1g, 4a) and Geoff Sanderson (4g, 1a) at Calgary on Mar. 29, 2003

FIRST FIVE-ASSIST GAME

Home - Espen Knutsen (5a) vs. Calgary on Mar. 24, 2001
Road - None

FIRST PENALTY SHOT

Home - Robert Kron (against Steve Shields at 5:34 of 1st period) vs. San Jose on Nov. 9, 2000 (No Goal)
 David Vyborny (against Tomas Vokoun at 18:01 of 3rd period) vs. Nashville on Mar. 19, 2001 (Goal)
Road - David Vyborny (against Robbie Tallas at 7:16 of 2nd period) at Chicago on Oct. 15, 2000 (Goal)
 Andrej Nedorost (against Cristobal Huet at 16:09 of 2nd period) at Los Angeles on Mar. 25, 2003 (No Goal)

FIRST PENALTY SHOT AGAINST

Home - Jeremy Roenick (against Marc Denis at 17:06 of 2nd period) vs. Phoenix on Feb. 28, 2001 (No Goal)
 Tony Hrkac (against Marc Denis at 16:23 of 3rd period) vs. Atlanta on Apr. 12, 2002 (Goal)
Road - Shjon Podein (against Marc Denis at 13:42 of 2nd period) at Colorado on Dec. 12, 2001 (No Goal)
 Jonathan Cheechoo (against Pascal Leclaire at 0:32 of 3rd period) at San Jose, Feb. 23, 2004 (Goal)



NHL ALL-STAR GAME PARTICIPANTS

Year	Site	Player	Team	Statistics	Results	
2002	Los Angeles, CA – STAPLES Center	Espen Knutsen	World	1g-2a=3pts	Won, 8-5	
2003	Sunrise, FL – Office Depot Center	Ray Whitney	West	0g-1a=1pt	Won, 6-5 SO	
2004	St. Paul, MN – Xcel Energy Center	Rick Nash	West	0g-0a=0pts	Lost, 6-4	
2007	Dallas, TX – American Airlines Center	Rick Nash	West	2g-2a=4pts	Won, 12-9	
2008	Atlanta GA – Philips Arena	Rick Nash	West	3g-0a=3pts	Lost, 8-7	
2009	Montreal, PQ – Bell Centre	Rick Nash	West	1g-2a=3pts	Lost, 12-11 SO	
2011	Raleigh, NC – RBC Center	Rick Nash	Team Staal	1g-1a=3pts	Lost, 11-10	
2015	COLUMBUS, OH - NATIONWIDE ARENA	Nick Foligno	Team Foligno	1g-1a=2pts	Lost, 12-17	
		Ryan Johansen	Team Foligno	2g-2a=4pts	Lost, 12-17	All-Star Game MVP
		Sergei Bobrovsky	unable to play due to injury			

NHL YOUNGSTARS GAME PARTICIPANTS

Year	Site	Player	Team	Statistics	Results
2002	Los Angeles, CA – STAPLES Center	Rostislav Klesla	West	unable to play due to injury	
2003	Sunrise, FL – Office Depot Center	Rostislav Klesla	West	0g-0a=0pts	Lost, 8-3
		Rick Nash	West	2g-1a=3pts	Lost, 8-3
2004	St. Paul, MN – Xcel Energy Center	Nikolai Zherdev	West	1g-1a=2pts	Won, 7-3
2009	Montreal, PQ – Bell Centre	Steve Mason	West	unable to play due to injury	

NHL ALL-STAR WEEKEND ROOKIE PARTICIPANTS

Year	Site	Player	Team
2012	Ottawa, ON – Scotiabank Place	Ryan Johansen	Team Chara

NHL ALL-STAR TEAM

Year	Player	Position	Team
2008-09	Steve Mason	Goaltender	Second Team
2012-13	Sergei Bobrovsky	Goaltender	First Team

MAURICE “ROCKET” RICHARD TROPHY

The Maurice “Rocket” Richard Trophy is presented annually “to the player finishing the regular season as the League’s goal-scoring leader.”

2003-04	Rick Nash (41 goals)	Shared with Atlanta’s Ilya Kovalchuk and Calgary’s Jarome Iginla
---------	----------------------	--

CALDER MEMORIAL TROPHY

The Calder Memorial Trophy is presented annually “to the player selected as the most proficient in his first year of competition in the National Hockey League.” Winner selected in a poll by the Professional Hockey Writers’ Association at the end of the regular schedule.

2002-03	Rick Nash (Finalist)	Winner – Barret Jackman, St. Louis; Other Finalist – Henrik Zetterberg, Detroit
2008-09	Steve Mason	Finalists – Bobby Ryan, Anaheim; Kris Versteeg, Chicago

NHL FOUNDATION PLAYER AWARD

The NHL Foundation Player Award is presented annually to a player “in recognition of his commitment and service to charities in his community.”

2008-09	Rick Nash	Finalists – Dustin Brown, Los Angeles; Alex Kovalev, Montreal
---------	-----------	---

VEZINA TROPHY

The Vezina Trophy is presented to the “goalkeeper adjudged to be the best at his position” as voted by the general managers of each of the 30 clubs.

2008-09	Steve Mason (Runner-Up)	Winner – Tim Thomas, Boston
2012-13	Sergei Bobrovsky	Finalists – Henrik Lundqvist, NY Rangers; Antti Niemi, San Jose

BILL MASTERTON TROPHY

2000-01	Kevin Dineen (Finalist)	Winner – Adam Graves, NY Rangers; Other Finalist – Ray Ferraro, Atlanta
2001-02	Kevin Dineen (Finalist)	Winner – Saku Koivu, Montreal; Other Finalist – Ron Francis, Carolina

BILL MASTERTON TROPHY NOMINEES

The Columbus chapter of the Professional Hockey Writers’ Association nominates players for the award, which is given annually to the player who best exemplifies the qualities of perseverance, sportsmanship and dedication to hockey.

2000-01	Kevin Dineen	2006-07	Fredrik Norrena	2011-12	Curtis Sanford
2001-02	Kevin Dineen	2007-08	Pascal Leclaire	2012-13	Vinny Prospal
2002-03	Luke Richardson	2008-09	Raffi Torres	2013-14	Nick Foligno
2003-04	Manny Malhotra	2009-10	Jared Boll	2014-15	Nick Foligno
2005-06	Duvie Westcott	2010-11	Derek MacKenzie		

HONOR ROLL & TEAM AWARDS

KING CLANCY MEMORIAL TROPHY NOMINEES

The King Clancy Memorial Trophy is presented to "the player who best exemplifies leadership qualities on and off the ice and has made a noteworthy contribution in his community." Team members nominate a player to represent each club in league-wide voting.

2000-01	Ron Tugnutt	2006-07	Manny Malhotra	2011-12	Derek Dorsett
2001-02	Tyler Wright	2007-08	Manny Malhotra	2012-13	Adrian Aucoin
2002-03	Tyler Wright	2008-09	Rick Nash	2013-14	Derek MacKenzie
2003-04	Tyler Wright	2009-10	Rick Nash	2014-15	Nick Foligno
2005-06	Manny Malhotra	2010-11	Rick Nash		

NHL THREE STARS OF THE MONTH

Month	Player	Notes
March 2009	Rick Nash	3rd Star – Tallied 10-7-17 in 15 games, including unassisted hat trick at Detroit on Mar. 7.
March 2013	Sergei Bobrovsky	3rd Star – Went 9-2-3 with a 1.49 GAA, .950 SV% and 3 SO in 14 games.
December 2014	Sergei Bobrovsky	3rd Star – Went 9-1-1 with a 2.13 GAA, .937 SV%, 1 SO in 10 games.

NHL ROOKIE OF THE MONTH

Month	Player	Notes
November 2002	Rick Nash	Tallied 4-5-9 in 14 games and had first career two-goal game vs. NY Rangers on Nov. 9.
October 2008	Derick Brassard	Collected 4-5-9 in 10 games to lead all rookies in scoring during the month.
November 2008	Steve Mason	Went 5-2-1 with a 2.09 GAA, .919 SV% and two shutouts in eight games.
December 2008	Steve Mason	Went 7-5-0 with a 1.41 GAA, .950 SV% and three shutouts in 12 games.

NHL PLAYER/THREE STARS OF THE WEEK

Week	Player	Notes
Dec. 4-10, 2000	Marc Denis	2-0-1, 1.58 GAA, .953 SV% in three games
Mar. 12-18, 2001	Ron Tugnutt	2-0-0, 0.00 GAA, 1.000 SV% in two games
Feb. 23-29, 2004	David Vyborny	3-6-9 in four games
Jan. 23-29, 2006	David Vyborny	3-6-9 in four games
Jan. 22-28, 2007	Fredrik Norrena	2nd Star – 2-0-0, 1.88 GAA, .949 SV% in two games
Jan. 21-27, 2008	Pascal Leclaire	3rd Star – 2-0-0, 1.00 GAA, .968 SV% in two games
Nov. 3-9, 2008	Steve Mason	2nd Star – 3-0-0, 2.61 GAA, .907 SV% in three games
Dec. 29-Jan. 4, 2009	Rick Nash	1st Star – 2-7-9 in four games
Mar. 2-8, 2009	Rick Nash	3rd Star – 4-2-6 in three games
Jan. 4-10, 2010	Mathieu Garon	3rd Star – 3-0-0, 1.46 GAA, .940 SV% in three games
Nov. 1-7, 2010	Mathieu Garon	2nd Star – 2-1-0, 1.01 GAA, .962 SV% in three games
Nov. 15-21, 2010	Rick Nash	1st Star – 6-0-6 in three games
Dec. 6-12, 2010	Rick Nash	3rd Star – 3-3-6 in three games
Feb. 21-27, 2011	Matt Calvert	3rd Star – 5-1-6 in three games
Mar. 4-10, 2013	Sergei Bobrovsky	1st Star – 4-0-0, 0.77 GAA, .972 SV% in four games
Mar. 11-17, 2013	Sergei Bobrovsky	3rd Star – 1-0-2, 0.62 GAA, .982 SV% in three games
Apr. 8-14, 2013	Sergei Bobrovsky	1st Star – 3-0-0, 0.97 GAA, .971 SV% in three games
Mar. 3-9, 2014	Artem Anisimov	2nd Star – 4-0-4 (incl. 3 GWG) in four games
Mar. 10-16, 2014	Sergei Bobrovsky	1st Star – 2-0-1, 1.58 GAA, .950 SV% in three games
Apr. 7-13, 2014	Ryan Johansen	3rd Star – 2-4-6 in four games
Dec. 1-7, 2014	Sergei Bobrovsky	2nd Star – 3-0-0, 1.62 GAA, .956 SV% in three games
Jan. 19-25, 2015	Ryan Johansen	1st Star – Tallied 2-2-4 in ASG debut and named MVP of 2015 All-Star Game
Mar. 9-15, 2015	Scott Hartnell	1st Star – 5-0-5 in four games
Mar. 23-29, 2015	Cam Atkinson	2nd Star – 4-3-7, +6 in three games
Mar. 30-Apr. 5, 2015	Nick Foligno	3rd Star – 4-1-5 in three games

OLYMPIC GAMES PARTICIPANTS

Year	Player	Team	Statistics (medal)	Year	Player	Team	Statistics (medal)
2006	Adam Foote	Canada	0g-1a=1pt	2010	Samuel Pahlsson	Sweden	0g-1a=1pt
2006	Rick Nash	Canada	0g-1a=1pt	2010	Fedor Tyutin	Russia	0g-2a=2pts
2006	Radoslav Suchy	Slovakia	1g-1a=2pts	2014	Fedor Tyutin	Russia	0g-0a=0pts
2006	David Vyborny	Czech Republic	1g-3a=4pts (bronze)	2014	Artem Anisimov	Russia	0g-0a=0pts
2010	Jan Hejda	Czech Republic	0g-0a=0pts	2014	Sergei Bobrovsky	Russia	1-0-1, 1.15 GAA, .952 SV%
2010	Milan Jurcina	Slovakia	0g-0a=0pts	2014	Nikita Nikitin	Russia	0g-1a=1pt
2010	Fredrik Modin	Sweden	0g-1a=1pt	2014	Marian Gaborik	Slovakia	DNP (Injured)
2010	Rick Nash	Canada	2g-3a=5pts (gold)				

“JACKETS FANS”

MOST VALUABLE PLAYER AWARD

Awarded to the player deemed “most valuable” to the team as voted by fans via on-line voting since 2006-07.

2006-07: Fredrik Norrena
2007-08: Rick Nash
2008-09: Steve Mason
2009-10: Rick Nash
2010-11: R.J. Umberger
2011-12: Derek Dorsett
2012-13: Sergei Bobrovsky
2013-14: Ryan Johansen
2014-15: Nick Foligno

“JOHN H. McCONNELL” MOST COURAGEOUS PLAYER AWARD

Awarded to the player who “day in and day out exhibited hard work, dedication and a willingness to overcome obstacles in his commitment to the team,” as voted by Blue Jackets players since 2006-07.

2006-07: Fredrik Modin
2007-08: Rick Nash
2008-09: Andrew Murray
2009-10: Jared Boll
2010-11: R.J. Umberger
2011-12: Derek Dorsett
2012-13: Sergei Bobrovsky
2013-14: Derek MacKenzie
2014-15: Sergei Bobrovsky

OUTSTANDING DEFENSEMAN AWARD

Awarded to the team’s top defenseman, as voted on by members of the local media since 2006-07.

2006-07: Rostislav Klesla
2007-08: Jan Hejda
2008-09: Jan Hejda
2009-10: Kris Russell
2010-11: Fedor Tyutin
2011-12: Nikita Nikitin
2012-13: Fedor Tyutin
2013-14: James Wisniewski
2014-15: David Savard

MOST IMPROVED PLAYER AWARD

Awarded to the player deemed to have improved the most during the course of the regular season, as voted by the team’s television and radio broadcasters since 2006-07.

2006-07: Ole-Kristian Tollefsen
2007-08: Pascal Leclaire
2008-09: Marc Methot
2009-10: Kris Russell
2010-11: Derek MacKenzie
2011-12: Derek Dorsett
2012-13: Matt Calvert
2013-14: Ryan Johansen
2014-15: Nick Foligno

THREE STARS AWARD

Awarded to the player who accumulated the most points in voting for the Three Stars of the Game throughout the course of the regular season (1st Star – 5 pts., 2nd Star – 3 pts., 3rd Star – 1 pt.) since 2000-01.

2000-01: Ron Tugnutt
2001-02: Ray Whitney
2002-03: Marc Denis
2003-04: Rick Nash
2005-06: Rick Nash
2006-07: Rick Nash
2007-08: Rick Nash
2008-09: Steve Mason
2009-10: Steve Mason
2010-11: Rick Nash
2011-12: Steve Mason
2012-13: Sergei Bobrovsky
2013-14: Sergei Bobrovsky
2014-15: Sergei Bobrovsky

COLUMBUS BLUE JACKETS PLAYER COMMUNITY SERVICE AWARD

Awarded to the player who went above and beyond off the ice in support of charitable initiatives benefiting those in need throughout the community, as selected by the Blue Jackets Foundation and community development staff since 2002-03.

2002-03: Tyler Wright
2003-04: Luke Richardson
2005-06: Manny Malhotra
2006-07: Jody Shelley
2007-08: Dan Fritsche
2008-09: Rick Nash
2009-10: R.J. Umberger
2010-11: Jared Boll
2011-12: Marc Methot
2012-13: Derek MacKenzie
2013-14: Derek MacKenzie
2014-15: Nick Foligno

MEDIA INFORMATION





KAREN DAVIS, DIRECTOR OF COMMUNICATIONS

Karen Davis is the director of communications for the Columbus Blue Jackets and has spent the last 15 years leading and supporting publicity efforts of the club and Nationwide Arena. In her current role, she is responsible for non-hockey media relations and publicity efforts. She also supports the club's team services initiatives, including the management of player appearance requests.

Davis originally joined Nationwide Arena as public relations manager in June 2000, three months prior to the facility's grand opening. During her first ten years with the organization, she orchestrated public relations campaigns and served as the venue's primary media contact for the arena's numerous concerts, family shows and sporting events.

Before moving to Columbus, Davis spent six years with the Detroit Red Wings and two years at Detroit's Joe Louis Arena. She served in a variety of capacities with the club during her tenure that included back-to-back Stanley Cup championship seasons in 1996-97 and 1997-98.

A native of suburban Detroit, Davis is a graduate of Michigan State University.



GLENN ODEBRALSKI, MANAGER OF COMMUNICATIONS

Glenn Odebralski joined the Columbus Blue Jackets as manager of communications in August 2014 after spending the previous seven seasons with the Florida Panthers. In his current role, he assists in the creation of all hockey related media content including game notes and releases as well as the management of interview requests and other initiatives.

Prior to joining the Blue Jackets organization, Odebralski served as the senior manager of communications and digital media for Sunrise Sports & Entertainment, the Florida Panthers and BB&T Center, overseeing various SS&E websites; creating and updating them with new written, video, photo, and other content. He also helped direct media relations activities at home and on the road while providing daily hockey information.

A native of Corfu, N.Y., Odebralski, graduated from the State University of New York at Cortland with Bachelor's Degrees in sport management and business economics. He has also spent time in various grad assistant programs and internships, working for the Buffalo Sabres, Buffalo Bills, Batavia Muckdogs and the SUNY Cortland football team.

MEDIA CREDENTIALS

Press box seating at Nationwide Arena is assigned for each game. Requests for individual game passes will be issued on a priority basis to media on specific assignments only. Such requests should be submitted via email to Karen Davis at kdavis@BlueJackets.com no later than 5 p.m. the day before a home game. Photo ID will be required when picking up credentials. Media must visibly wear credentials at all times.

MEDIA ENTRANCE/CREDENTIAL PICKUP

Credentials can be picked up at the Tower Entrance, located on the south side of Nationwide Arena (corner of Nationwide and Marconi Blvds.) starting two hours prior to game time. After the game begins, credentials will be available at the Big Lots Box Office Will Call Window located at the southwest corner of the arena.

MEDIA PARKING

Media parking is available in the Arena District's Cinema Garage (170 Marconi Blvd., Columbus, OH 43215) for a reduced charge of \$4 per vehicle. **Effective beginning with the 2015-16 season, this garage will require pre-paid parking using an online reservation system.** Media members will receive a code upon confirmation of their requested credential from the Blue Jackets Communications Department. Media members can then visit www.arenadistrictparking.com and enter the code to receive the discounted rate. Purchasers may either print their parking pass or receive it on their mobile phone to present to the attendant upon arrival and exit. Additional media parking is available for \$5 at Lot H, located on Broadbelt Lane, just west of Lifestyle Communities Pavilion and across the street from Huntington Park.

DINING FACILITIES

The Media Dining Room is located on the event level of Nationwide Arena. Admittance to this area is restricted to Blue Jackets game night staff, working media, visiting team and League officials. Please show your credential to the attendant for entrance. Meals will be served prior to all home games. The cost is \$10 per person.

GAME DAY INTERVIEWS

The best time to conduct interviews on game days is following the morning skate, which typically is scheduled for 10 a.m. and lasts 30 to 60 minutes. Blue Jackets players will also be available for 30 minutes up to two and a half hours prior to game time (i.e. 4:30-5 p.m. for a 7 p.m. start) outside the team dressing room. **NO AUTOGRAPHS DURING MEDIA ACCESS PERIODS.**

BROADCAST & LIVE SHOTS

Blue Jackets player and coach requests for that night's broadcast or live shots should be arranged prior to the end of the team's morning skate on game day if at all possible. If an intermission request is to be made during the course of the game, please notify a member of the Communications Department staff as soon as possible prior to the end of the period.

POST-GAME INTERVIEWS

Both team dressing rooms will be open to the media no later than five minutes after the game. Head Coach Todd Richards will meet with the media in the press conference room, located down the hall from team dressing rooms, as soon as all player interviews have concluded.

PRESS BOX

The press box is located above sections 213-219 on the south/southeast side of Nationwide Arena. An elevator is located near the ticket office. Private booths are assigned for NHL off-ice officials (PL023), video replay officials (PL027), home TV (PL019) and radio (PL018), visiting TV (PL020) and radio (PL021), as well as visiting team management (PL022). On most nights, three booths (PL014, PL015, PL016) will be designated for print media.

STATISTICIANS

Television and radio rightsholders who need statisticians to assist with their broadcasts must contact the Blue Jackets Communications Department at least 24 hours in advance of the game. Statisticians will be available and require compensation for their services.

PHOTOGRAPHY

Requests for photo credentials will be handled the same way as media passes. Photo positions are limited and will be assigned by the Blue Jackets Communications Department. Photographers must comply with space assignments and shooting regulations established by the club and the NHL and shoot from designated areas only. Photographers requiring additional information, including equipment and strobe rental, should contact Team Photographer Jamie Sabau at (614) 284-2205.

PRACTICES

The Blue Jackets conduct most practices at the OhioHealth Ice Haus, the club's official practice facility located on the west side of Nationwide Arena. Unless a team meeting is called, the dressing room will be open to the media immediately after the first player leaves the ice. Requests for interviews to be conducted at a location

other than Nationwide Arena or outside regularly scheduled accessibility periods must be arranged through the Blue Jackets Communications Department.

PRESS BOX MICROSITE ON BLUEJACKETS.COM

The Blue Jackets "Press Box" microsite on BlueJackets.com provides media and fans the latest comprehensive information on the team in one place. The "Press Box" contains links to club press releases, recent news articles, daily clips, game notes, post-game notes, Jackets TV video features, post-game audio, weekly reports, media guide, season in review guide, as well as apply for single game credentials. Visit the site at bluejackets.com/pressbox.

GAME NOTES

Complete sets of NHL game notes will be available in the Press Room and Press Box on game nights. NHL game notes, along with League statistics, will also be available online at www.BlueJackets.com and NHLmedia.com. A weekly release will also be distributed and available online each Monday during the season by 5 p.m. ET. If members of the media are not currently receiving team news via e-mail and would like to be added to the club's distribution list, please contact Glenn Odebralski at godebralski@BlueJackets.com.

STAFF CONTACT INFORMATION

The Blue Jackets office number is (614) 246-4625. To reach members of the Communications Department:

Todd Sharrock
Vice President of Communications & Team Services
(614) 246-4157 / tsharrock@BlueJackets.com
Twitter: @ToddSharrock

Karen Davis
Director of Communications
(614) 246-4310 / kdavis@BlueJackets.com
Twitter: @KarenDavisCBJ

Glenn Odebralski
Manager of Communications
(614) 246-0288 / godebralski@BlueJackets.com
Twitter: @glennodebralski



NHL NEW YORK OFFICE & NHL ENTERPRISES, L.P.

1185 Avenue of the Americas
New York, NY 10036
Phone: 212-789-2000
Fax: 212-789-2020

NHL MONTREAL OFFICE

1800 McGill College Avenue
Suite 2600
Montreal, Que. H3A 3J6
Phone: 514-841-9220
Fax: 514-841-1070

NHL TORONTO OFFICE & NHL CANADA, L.P.

50 Bay Street, 11th Floor
Toronto, Ont. M5J 2X8
Phone: 416-359-7900
Fax: 416-981-2779
PR Fax: 416-981-2769



**NHL COMMISSIONER
GARY B. BETTMAN**



**DEPUTY COMMISSIONER
BILL DALY**

EXECUTIVE

Commissioner: Gary B. Bettman
Deputy Commissioner: William Daly
Chief Operating Officer: John Collins
Senior Executive Vice President of Hockey Operations: Colin Campbell

COMMUNICATIONS

Executive Vice President, Communications Gary Meagher
Group Vice President, Communications Frank Brown
Group Vice President, Event Communications & Player Development Jamey Horan
Group Vice President, Communications John Dellapina
Statistician & Information Officer Benny Ercolani
Senior Director, News Services Greg Inglis
Director, Event Communications & Player Development Schuyler Baehman
Director, Communications Nirva Milord
Director, Communications Jennifer Moad
Director, Communications Julie Young
Senior Manager, Communications David Keon
Manager, Communications (Toronto) Trevor Bjergso
Manager, Communications Brendon Crossman
Manager, Communications Jasmine Ghafour
Coordinator, Communications Josh Bernstein
Coordinator, Event Communications & Player Development Nicole Buckley
Coordinator, Event Communications & Player Development Jeff Day
Assistant, Event Communications & Player Development Gina Morra

REFEREES

Name	Number
*Brenk, Jake	42
Charron, Francis	6
*Chmielewski, Tom	43
Dwyer, Gord	19
Furlatt, Eric	27
*Hanson, Trevor	47
Hasenfrazt, Mike	2
Hebert, Ghislain	22
Hebert, Jean	15
Jackson, Dave	8
Joannette, Marc	25
Kimmerly, Greg	18
Kowal, Tom	32
Kozari, Steve	40

Name	Number
L'Ecuier, Frederick	17
LaRue, Dennis	14
Lee, Chris	28
Leggo, Mike	3
*Lemelin, Mark	41
*Lewis, Dave	46
Luxmore, Thomas John	21
Martell, Rob	26
McCauley, Wes	4
*McIsaac, Jon	45
Meier, Brad	34
Morton, Dean	36
*Nicholson, Kendrick	44
O'Halloran, Dan	13

Name	Number
O'Rourke, Dan	9
Peel, Tim	20
Pochmara, Brian	16
Pollock, Kevin	33
*Rank, Garrett	48
Rehman, Kyle	37
*Romasko, Evgeny	39
Rooney, Chris	5
Skilliter, Graham	24
St. Pierre, Justin	12
St-Laurent, Francois	38
Sutherland, Kelly	11
Walsh, Ian	29
Watson, Brad	23

LINESMEN

Name	Number
*Alphonso, Shandor	52
Amell, Derek	75
Barton, Steve	59
*Berg, Devin	87
Brisebois, David	96
Cameron, Lonnie	74
Cherrey, Scott	50
Cormier, Michel	76
Cvik, Mike	88
Devorski, Greg	54
Driscoll, Scott	68
Galloway, Ryan	82
*Gawryletz, Brandon	64

Name	Number
Gibbons, Ryan	58
Gibbs, Darren	66
*Grandt, John	98
Henderson, Don	91
Heyer, Shane	55
Kovachik, Brad	71
*Knorr, Trent	63
Lazarowich, Brad	86
Mach, Brian	78
MacPherson, Matt	83
McElman, Andy	90
Miller, Steve	89
Murchison, Kiel	79

Name	Number
Murphy, Brian	93
Murray, Jonny	95
Nansen, Derek	70
Nelson, Thor	80
Nowak, Tim	77
Pancich, Bryan	94
Racicot, Pierre	65
Rody, Vaughan	73
Sericolo, Anthony	84
Sharrers, Jay	57
Shewchyk, Mark	92
Wheler, Mark	56

* indicates minor league official

SEPTEMBER

- 10 Rookie camps open
- 17 Training camps open
- 20 Preseason schedule begins
- 21 Kraft Hockeyville™ Canada: San Jose Sharks vs. Vancouver Canucks (North Saanich, B.C.)
- 24 CCM/USA Hockey All-American Prospects Game (First Niagara Center, Buffalo, N.Y.)
- 29 Kraft Hockeyville™ USA: Tampa Bay Lightning vs. Pittsburgh Penguins (Johnstown, Pa.)
- 29 NHL Board of Governors Meeting (New York, N.Y.)

OCTOBER

- 6 Opening day playing rosters set (5:00 p.m. ET)
- 7 Opening night: 2015-16 NHL Regular Season begins
- 7 2015 Molson Canadian NHL Face-Off™
- 7 Blackhawks raise Stanley Cup banner: New York Rangers at Chicago Blackhawks
- 19 – Nov. 13 Hockey Fights Cancer Awareness campaign

NOVEMBER

- 6 Hockey Hall of Fame Game: Detroit Red Wings at Toronto Maple Leafs (Air Canada Centre, Toronto, Ont.)
- 9 Hockey Hall of Fame induction ceremony (Toronto, Ont.)
Inductees: Sergei Fedorov, Phil Housley, Nicklas Lidstrom, Chris Pronger, Angela Ruggiero (Player category); Bill Hay, Peter Karmanos Jr. (Builder category); Media honorees: Bob McKenzie, Nick Nickson.
- 10 NHL General Managers' Meeting (Toronto, Ont.)
- 26 NHL Founders Day (1917)
- 27 Discover NHL Thanksgiving Showdown™: New York Rangers at Boston Bruins (1:00 p.m. ET)

DECEMBER

- 1 Signing deadline for Group 2 free agents (5:00 p.m. ET)
- 7-8 NHL Board of Governors Meeting (Pebble Beach, Calif.)
- 17 U.S. Hockey Hall of Fame induction (Inductees: Ron DeGregorio, Chris Drury, Angela Ruggiero, Mathieu Schneider) & Celebration of Lester Patrick (Recipients: Bob Crocker, Jeremy Jacobs) (Boston, Mass.).
- 19-27 Holiday roster freeze in effect: For all players on an NHL active roster, injured reserve, or with non-roster and injured non-roster status as of midnight (local time) Dec. 19, a roster freeze shall apply through midnight (local time) Dec. 27, with respect to waivers, trades and loans, subject to the exceptions provided for in CBA Article 16.5 (d).
- 23-25 Holiday break (no scheduled practices – dressing rooms closed)
- 26 – Jan. 5 IIHF World Junior Championship (Helsinki, Finland)

JANUARY

- 1 2016 Bridgestone NHL Winter Classic®: Montreal Canadiens vs. Boston Bruins (Gillette Stadium, Foxborough, Mass.)
- 12 USHL/NHL Top Prospects Game (Omaha, Nebr.)
- 28 CHL/NHL Top Prospects Game (Pacific Coliseum, Vancouver, B.C.)
- 28 – Feb. 1 NHL All-Star Break (no games played)
- 28-31 No scheduled practices – dressing rooms closed
- 30 NHL All-Star Skills Competition™ (Bridgestone Arena, Nashville, Tenn.)
- 31 NHL All-Star Game (Bridgestone Arena, Nashville, Tenn.)

FEBRUARY

- 1 Hockey is for Everyone Month begins
- 6 16th Annual Scotiabank Hockey Day in Canada (host: Kamloops, B.C.)
- 21 Coors Light NHL Stadium Series™: Chicago Blackhawks vs. Minnesota Wild (TCF Bank Stadium, Minneapolis, Min.)
- 19-21 9th Annual Hockey Weekend Across America presented by CCM (USA Hockey)
- 27 Coors Light NHL Stadium Series™: Detroit Red Wings vs. Colorado Avalanche (Coors Field, Denver, Colo.)
- 29 Trade deadline (3:00 p.m. ET)

MARCH

- 1 Deadline for each national association to announce at least 16 members of its 2016 World Cup of Hockey roster
- 14-16 NHL General Managers' Meeting (Boca Raton, Fla.)

APRIL

- 7-9 NCAA Frozen Four (Amalie Arena, Tampa Bay, Fla.)
- 9 Last day of regular season (all teams in action)
Week of 11th NHL Central Scouting Final Rankings release
- 13 Stanley Cup Playoffs begin
- 14-24 IIHF Under-18 World Championship (Grand Forks, N.D.)
- 29-May 15 IIHF World Championship (Moscow and St. Petersburg, Russia)
- TBA NHL Draft Lottery

MAY

- 19-29 CHL Memorial Cup (Red Deer, Alta.)
- 29-June 4 NHL Scouting Combine (Buffalo, N.Y.)

JUNE

- 1 Deadline for each national association to announce balance of its team's roster (20 skaters and three goalies total) for 2016 World Cup of Hockey
- 18 Last possible day for 2016 Stanley Cup Final
- TBA Deadline for first club-elected salary arbitration (later of June 15 or 48 hours after the conclusion of the Stanley Cup Final, 5:00 p.m. ET)
- TBA NHL Awards
- 24-25 NHL Draft (First Niagara Center, Buffalo, N.Y.)

JULY

- 1 Free agency begins (12:00 p.m. ET)
- 5 Deadline for player-elected salary arbitration notification (5:00 p.m. ET)
- 6 Deadline for club-elected salary arbitration notification (5:00 p.m. ET)
- 20-Aug. 4 Salary arbitration hearings held

AUGUST

- 6 Deadline for salary arbitration decisions to be rendered



www.BlueJackets.com

