

2026-27 Bolt for Life Season Ticket Relocation Instructions

- 1 Go to My Bolts Nation and sign in to your account

Sign in at your scheduled relocation time




- 2 Sign in with your season ticket account email address and password

If you don't have an account you will be prompted to create one.

Email Address

Continue

OR

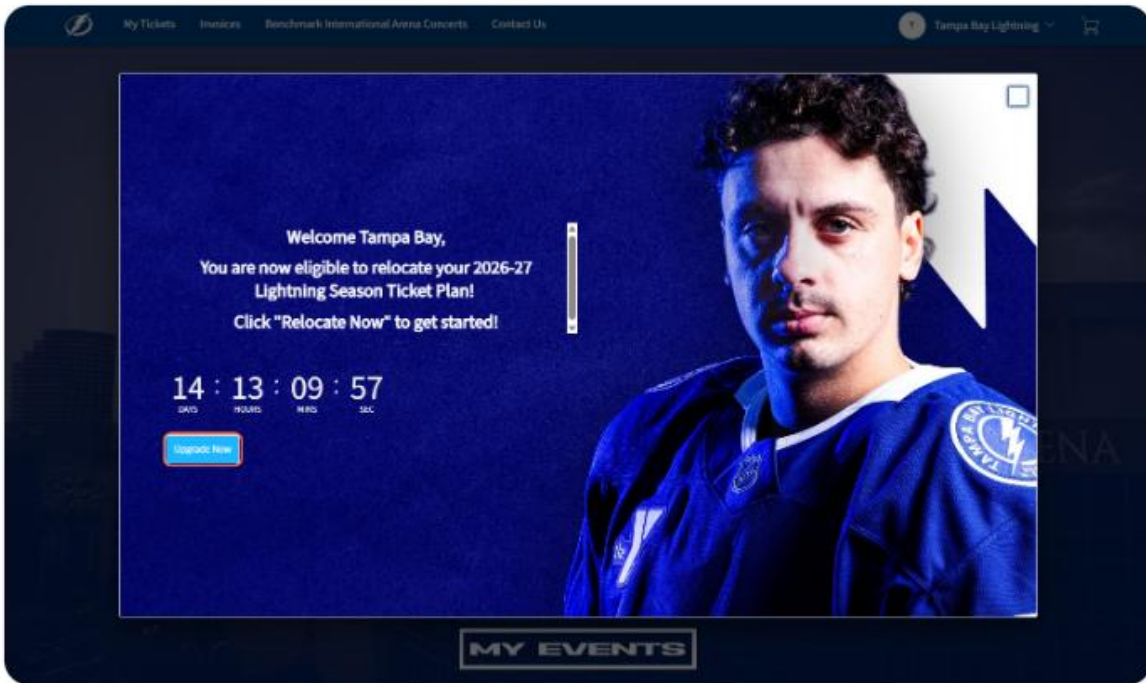
 **Sign In With A Passkey**

[How To Add A Passkey](#)

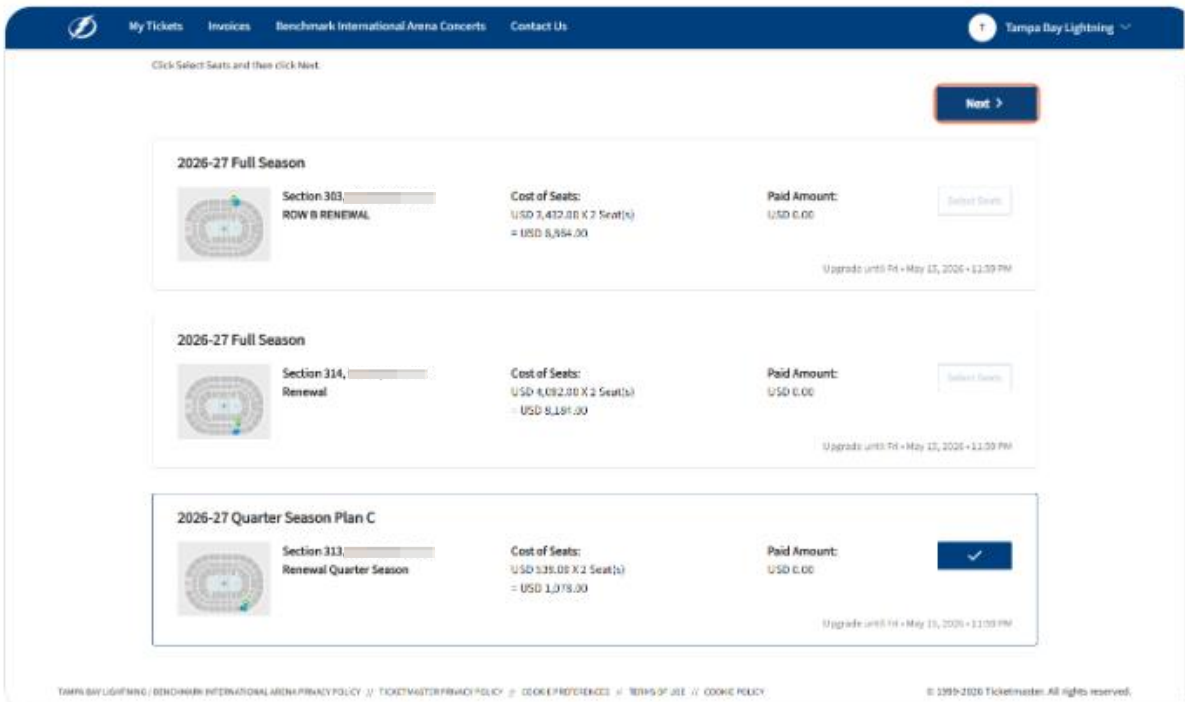
By continuing past this page, you agree to the [Terms of Use](#)

3 Click on Upgrade Now to get started

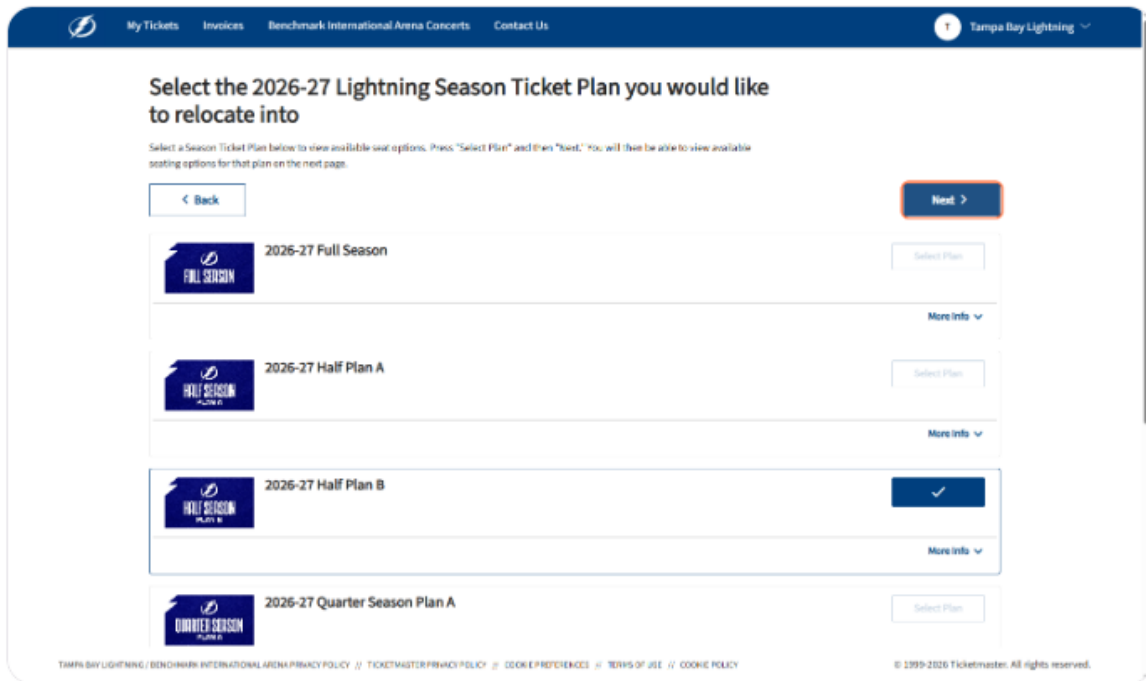
Note: You will only see this message when your scheduled relocation window is open



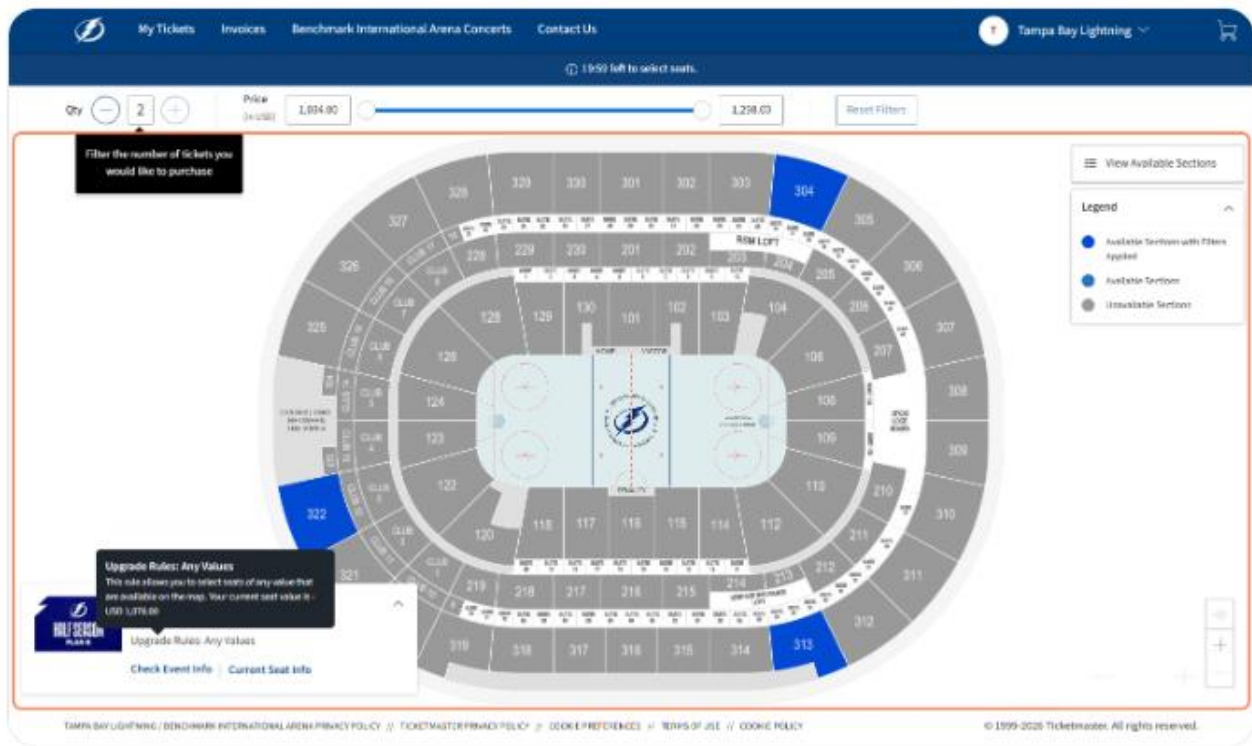
4 Select the current 2026-27 Ticket Plan that you would like to relocate and click Next



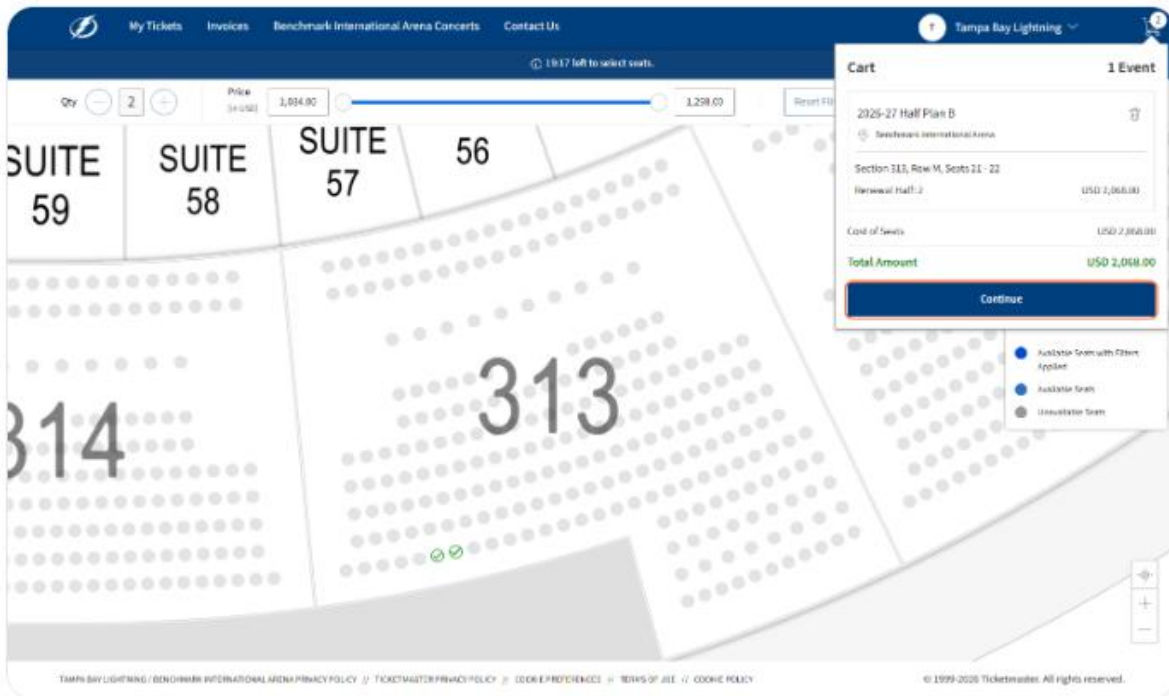
- 5 Select the 2026-27 Ticket Plan you would like to relocate into to see seating options and click Next



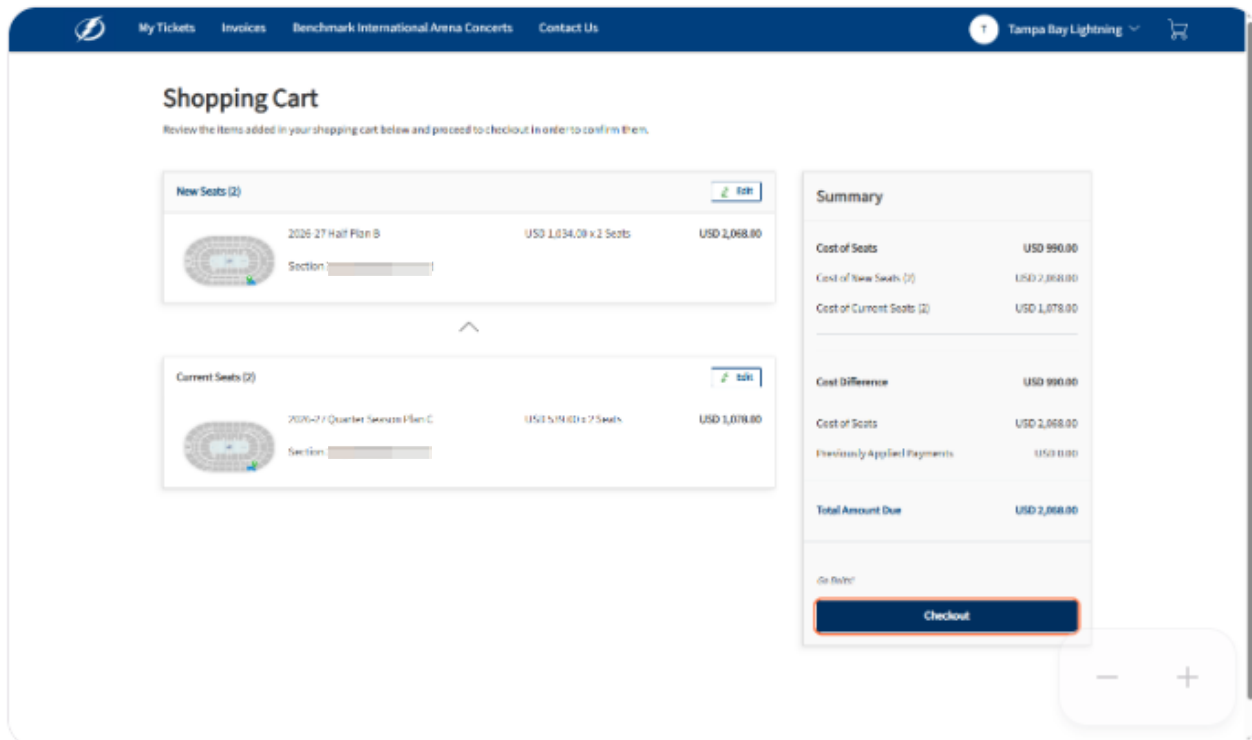
- 6 Click into the map to see specific seat options and pricing



- 7 Select seats on the map that you would like to relocate into and click Continue



- 8 Review and confirm your selection and click Checkout



9 Select Payment Plan

Options to select: Pay in Full and 12 Month Pay Plan

The screenshot shows a payment interface with a dark blue header. On the right, a timer indicates 'Time Remaining 00:43'. The main content is divided into two columns. The left column contains 'Payment Options' with 'Pay in Full' and '12 Month Pay Plan' (selected with a blue circle). Below this is 'Payment Method' with 'Card' selected. A Visa card is shown with a masked number, a security code field, and a 'Payment Amount' of USD 0.00. A 'Split this payment' button is visible. The right column shows an 'Order Summary' for USD 2,068.00 with a 'Pay Today - USD 0.00' button. Below that is a 'Cart Items' section with a '1 Item Summary' for USD 2,068.00, listing '2026-27 Half Plan B' for USD 2,068.00. The total value is also USD 2,068.00.

10 Confirm the credit card CVV on current pay plan or add a new credit card

This screenshot is similar to the previous one but shows the 'Pay in Full' option selected. In the 'Payment Method' section, the 'Security Code' field for the selected Visa card is highlighted with a red box. The 'Payment Amount' is now USD 2,068.00. The 'Order Summary' and 'Cart Items' sections remain the same, showing a total value of USD 2,068.00 and a 'Pay Today - USD 2,068.00' button. At the bottom of the screen, there is a footer with links for 'TM&Y BY LIGHTNING / BENDISER INTERNATIONAL ARENA PRIVACY POLICY', 'TICKETMASTER PRIVACY POLICY', 'COOKIE PREFERENCES', 'TERMS OF USE', and 'COOKIE POLICY', along with the copyright notice '© 1999-2024 Ticketmaster. All rights reserved.'

11 Accept the Terms & Conditions and hit Pay Today

The screenshot displays a payment interface with a dark blue header containing a logo and a "Time Remaining 06:28" indicator. The main content is divided into two columns. The left column contains "Payment Options" with radio buttons for "Pay In Full" and "136 12 Pay Plan" (selected), and a "View Payment Schedule" link. Below this is a "Payment Method" section with a "Card" radio button selected. It shows a list of saved cards: a VISA card (selected), a Mastercard, and another VISA card. The VISA card details include a security code field, a "Switch on back of card" link, and a "Payment Amount" of USD 2,941.94. A "Split this payment" button is also visible. At the bottom of the card list is an "Add / Edit Payment Method" button. The right column features an "Order Summary" for USD 2,068.00, a checked "I accept the Terms and Conditions" checkbox, and a prominent green "Pay Today - USD 364.94" button. Below the order summary is a "Cart Items" section showing "1 Items Summary" for USD 2,068.00, including "2026-27 Half Plan B" with a "Section 2" label and a "Total Value" of USD 2,068.00.

12 The Confirmation Page will appear and an email will be sent

A confirmation email will be sent with your new 2026-27 Ticket Plan details

