

IMPORTED

Just say....

Q



Great Canadian beer.

Gohr

DISTRIBUTING CO., INC., BUFFALO, N.Y.

OFFICIAL YEARBOOK
AND
MEDIA GUIDE



80-81
SABRES

THE NEW WAVE THE NEW DECADE

THE NEW WAVE

Youth shall be served by the Sabres organization in the next decade; or it will serve itself, writes Dick Johnston.

SOME SABRES PREDICT

The usually-offbeat Lee Coppola gathers offbeat prognostications from Sabres players, a la Jeanne Dixon.

THE ALL STARS

Three Sabres who made the NHL dream team together for their work last season, and how they got there.

THE SECOND DECADE

George Robertson previews the 80's in the NHL. There'll be some changes made, he writes.



The Sabres Official Yearbook/Media Guide is published annually by the Buffalo Sabres and all rights are reserved. Yearbook design by Wallace Marosek. Photos by Bob Shaver. Printed by Harry Hoffman and Sons Inc.

A PREVIEW

OF THE 80's

By GEORGE ROBERTSON

The Fifties were the Decade of the Six-Team League.

The Sixties were the Decade of Expansion.

The Seventies were the Decade of the War with the WHA.

And now the Eighties are here. What stamp will this new decade imprint on the National Hockey League? And what effect will the upcoming 10 years have on the Buffalo Sabres, a team that has just celebrated its first 10 years, 10 extremely successful years?

The face of hockey will indeed change, no doubt about that. A Buffalo hockey fan need only review the events of the past decade to understand and appreciate the changes that can and do occur — in the Buffalo franchise, in the NHL, in the game itself.

As the NHL proceeds through its 64th season, more or less prosperously, let's look ahead and try to predict what lies ahead, not what lies behind. Just as there's little point in a team relying on its successes of last season, there's only one way for hockey to progress, and that's to show foresight — something that regrettably has too often been in too short supply.

Generally speaking, the NHL heads into the Eighties with its prospects brighter than they've been in many seasons. There are signs of stability. Since the expansionist days of 1967 through the invention and

existence of the World Hockey Association (of fond memory), stability hasn't been exactly plentiful.

Sure, some franchises are still in trouble. Maybe there'll always be a weak team on the brink. There will always be weak teams. But now the NHL makes geographical sense, not in its divisional alignments (though that's just around the corner) but in its sensible concentration in hockey-oriented sections of the continent.

If the Eighties do indeed turn out to be the decade of Stability, it may be because it will also be the decade of Scientific Hockey. There's no doubt the character of the game has changed and is changing further — and radically.

The Sabres have pioneered in this field. Though Buffalo can't claim credit for inventing the multiple-coach system — the Imlach era wasn't exactly keyed to divided responsibility — it has been refined in this city as nowhere else. Scott Bowman, Roger Nielson, Jimmy Roberts, Ron Smith. Top-quality men dedicated to the game and to success. With its team and its proven skills, these men can home in on weak points, game strategy, advance scouting, personnel ratings and draft success.

And they are increasingly using technological tools to do it. Videotape, walkie-talkie communications between press box and bench, weight-training equipment, statistical analysis, sports medicine ad-

vances, space-age equipment, psychological studies; you name it. Computerized information at the coaches' fingertips is no dream. During the Eighties it will be an inescapable fact of hockey life.

And if the coaches have new methods of working with their players, they will have an improved

basic material to work with. Today's players — like their counterparts in every sport — are bigger, faster, stronger and smarter than ever before. In these days of the "underage" draft, 18-and-19-year-olds have poise and maturity (not to mention size) beyond their years.

It goes without saying that in Buf-



falo the Eighties will be characterized as the Bowman Era. As general manager and the man making the top-level decisions, Bowman is now laying the foundation of teams that he hopes will be a dominant force in the NHL through the upcoming 10 years, and hopefully beyond that.

While on the subject of the Sabres in the Eighties, there will inevitably be culture shock for local fans who have grown along with the team through the Seventies. The Old

Guard will soon be gone, to be replaced by new heroes. The backbone of the team through the team's first decade is not 30 or pushing 30. Gilbert Perrault, Richard Martin, Jim Schoenfeld, Don Luce, Craig Ramsay, Rick Dudley, Bill Hait have been so much the heart of the Sabres it can be hard to imagine a Sabre team without them. But youth must be served; with some exceptions, hockey is a young man's sport. The Eighties will belong to the youngsters now making the team or

servicing the last years of their junior apprenticeship.

Hockey will be played differently. It may be a dragged-out process but roughhouse hockey by brawlers and intimidators is fast falling out of favor and faces its demise. This process will be accelerated in the Eighties, especially since the NHL is urgently trying to improve its image, with an eye forever on TV revenues.

There has been a lack of enforcement of rules that has allowed the Philadelphia Flyers and Vancouver

Canucks and Boston Bruins to get by on mayhem and brawn. This, too, will eventually change. The day of automatic suspensions for fighting is just around the corner, believe it. If the Seventies provided any single dramatic lesson it came in the realization that the finesse hockey of the Soviet Union can be, and is, winning hockey. The scientific approach to the game in the Eighties will speed this process.

Naturally, this will be to the benefit of such teams as Buffalo, which has



traditionally practiced a finesse game. So the Eighties should belong to the skating teams, to the kind of teams that Scott Bowman has led to success in Montreal.

And there will be other strong foreign influences. The Eighties will not find European teams in active NHL competition, but there seems no reason to suspect a dropoff in the influx of Swedish, Finnish and Czech players to the NHL's rosters. Plus, there's a chance that NHL rinks will be redrawn to international hockey's size, with bigger ice surfaces and room to skate behind the nets.

The game will have to improve to meet fan demand for a skilled, entertaining product; because hockey in the Eighties won't be able to escape the ravages of inflation any better than it did in the Seventies. Nothing can. That means higher costs, higher salaries, higher ticket prices.

Considering the ever-increasing competition for the sports and entertainment dollars of a public whose purchasing power seems to be always declining, hockey will have to do an excellent selling job — and it's tough to sell an inferior product. The reintroduction of the overtime concept, for instance, is a step in the direction of offering fans a more exciting product.

Events of the late Seventies are going to have a fantastic effect on the future of the league.

The flight of the Atlanta Flames to Calgary all but completes the abandonment of the NHL's "Continental Strategy." No more delusions of big-league grandeur in Kansas City, Birmingham, Houston or San Francisco. Gone the dream of coast-to-coast NHL teams in all the major TV markets. The Los Angeles Kings may thrive on the West Coast in solitary splendor, but the NHL's true power base is where it always was — in the Northeast.

That is not a static situation. The Eighties are going to witness the resurrection of a strong Canadian power base. With the Quebec Nordiques, Winnipeg Jets, Calgary Flames and Edmonton Oilers joining the Maple Leafs, Canucks and Canadiens, the likelihood exists that within the next 10 years a Canadian Division or Conference will be formed. There will be an increasingly strong demand north of the border for such a move — and it has logic on its side to some degree.

In any event, these hockey-crazy cities are going to begin to exert plenty of influence. They represent one-third of NHL membership now.

Realignment, as noted, is only a season away. Drastic economic realities will force some arrangement more sensible than the screwball setup that has Montreal and Los Angeles in the same division. And, of course, along with this will come some form of unbalanced scheduling to replace the abysmal balanced schedule that was introduced as part of the absorption of the WHA survivors.

There are already signals that the NHL is scaling down — perhaps even abandoning — its long-held hopes for a network contract in the U.S. The nationwide market simply doesn't exist. With its franchises for the most part stable and/or profitable, the NHL can see its salvation in cable TV, pay TV, regional marketing and the Canadian networks. It may not be "network," but it's revenue from sources whose potential is just beginning to be tapped. (Buffalo is a first-rate example of a mutually advantageous marriage of hockey, cable television and local commercial television.)

Over the next 10 years, revenue from these sources will grow and in some cases help franchises stay out of the red. Network exposure, on a

limited basis — the Stanley Cup finals perhaps — will be a bonus.

The game won't be without controversy, of course.


More and more, hockey — like every professional sport — has become embroiled in the complex world of labor relations, of agents and legal hassles, of free agency and lawsuits, of damages and grievances. Hockey, which has trailed other big-league sports in the matter of free agency, is going to have to solve that thorny issue in the Eighties. Fans will have to become used to the idea of highly-paid stars being able to take their talents elsewhere. As they will.

Expansion may not have run its course either. There are cities (Hamilton, Ontario, for instance) that entertain high hopes of entering the

NHL. Depending on the viability of such lukewarm franchises as the Colorado Rockies, there's a likelihood the Eighties will see the day of the 24-team league. In many quarters this will be deployed as diluting the product, but if the necessary financial backing is there, so will the new teams be there.

The Buffalo franchise will remain a pillar of the NHL community throughout the decade, remaining one of the healthiest the league has ever seen.

Though there's no doubt that an occasional lackluster season will cast a pall of gloom over the city, Buffalo has good reason to expect that the Eighties will be known not only hockey's Decade of Stability and Decade of Science, but the Decade of the Sabres.



The 1980-81 Buffalo Sabres. Front row, left to right: Frank Christie (trainer), Don Edwards, Danny Gare (captain), Jim Roberts (assistant coach), John Andersen (assistant general manager, Seymour H. Knox III (president and board chairman), Scott Bowman (general manager and director of hockey operations), Roger Neilson (coach), Ron Smith (assistant coach), Bob Sauve, Rip Simonick (assistant trainer). Second row, left to right: Bill Hajt, Gil Perreault, Richard Martin, Derek Smith, Craig Ramsay, Jari Paavola, Richie Dunn, Tony McKeegney, Bob Mongrain, Larry Playfair. Third row, left to right: John Van Boxmeer, Steve Patrick, Jim Schoenfeld, Mike Ramsey, Rob McClanahan, Andre Savard, Rick Dudley, Ric Seiling, Lindy Ruff, Don Luce.



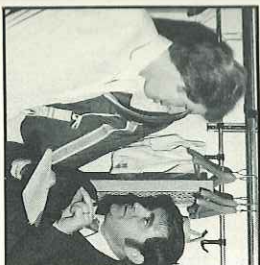
THE FRONT OFFICE
Assistant Coach Jim Roberts congratulates defenseman Bill Hajt and goaltender Don Edwards after one of 47 wins in 1979-80.



THE YEAR PAST
A look at the Sabres' statistics from the 1979-80 season, both individually and team-wise.



THE PLAYERS
A team effort produces what Sabres fans are hoping will again be a familiar scene in Memorial Auditorium — players celebrating.



THE MEDIA
Reporter Wayne Redshaw chats with John Van Boxmeer after a home outting.

T A B L E O F C O N T E N T S

Directory	2
The Front Office	3
Seymour/Northrup Knox	4
Robert Swados/David Forman	5
William Scott Bowman	6
John Andersen/John "Bucky" Kane	7
Roger Neilson	8
Jim Roberts/Ron Smith	9
Sabres' Staff/Scouts	10
The Year Past	11
1979-80 Scores	12, 13
1979-80 NHL Final Standings,	
Leading Scorers, Goaltenders	14
Sabres' Final Scoring Statistics,	
1979-80	15
Buffalo vs.	
Atlanta/Boston	16, 17
Chicago/Colorado	18, 19
Detroit/Edmonton	20, 21
Hartford/Los Angeles	22, 23
Minnesota/Montreal	24, 25
NY Islanders/NY Rangers	26, 27
Philadelphia/Pittsburgh	28, 29
Quebec/St. Louis	30, 31
Toronto/Vancouver	32, 33
Washington/Winnipeg	34, 35
Power Play and Shorthanded Goals,	
Hat Tricks/Penalty Shots	36
What Did They Wear?	37
Sabres' Scoring Story	38, 39
Record By Month	39
All-Time Coaching Record	40
Ten Years In the NHL	40, 41
Draft Selections	42, 43
The Sabres from Where and When	44
Awards and Trophies	44-46
Sabres' Records	47-53
Sabres' 1980-81 Roster	54, 55
Individual Scoring vs. NHL	56-58
The Players	59
Player Biographies	69-99
Mike Keenan	100
Prospects	100-104
Media	106
Sabres' Broadcast Crew	106
Accommodations/Media Service	107
NHL Public Relations Directory	108

COVER: Captain Danny Gare, who scored a career high 56 goals in 1979-80, was named the Sabres' most valuable player and was also named to the NHL's second all-star team.

EDITED BY: Gerry Helper
PHOTOS BY: Bill Wipperf, Robert Shaver and Ron Moscati

1980-81 SABRES' DIRECTORY

**Chairman of the Board
and President**
*Seymour H. Knox III

Vice Chairman of the Board
*Northrup R. Knox

Vice President and Counsel
*Robert O. Swados

Administrative Vice President
*David G. Forman

Treasurer
*Joseph T. J. Stewart

Board of Directors
Includes all above listed officers and

Edwin C. Andrews

Peter C. Andrews

George L. Collins, Jr., M.D.

John B. Fisher

Robert E. Rich, Jr.

Howard T. Saperston, Jr.

Robert M. Schmon

*Paul Schoellkopf

*George Strawbridge, Jr.

Arthur Victor, Jr.

James E. Rolis

William Scott Bowman

John Andersen

Roger Neilson

Jim Roberts

Ron Smith

Robert W. Pickel

Paul Wieland

Gerry Helper

Ted Darling, Voice of the Sabres:

Rick Jeanneret

Lucy Tauriello

James M. Biggar

Robert E. Chambers, Jr.

J. Michael Duffett

Mike Scanlan

Jeffrey Pokewinski

John L. Butsch, M.D.

Peter A. Casagrande, M.D.

Ralph Citron, D.D.S.

Frank Christie

Rip Simonick

Barbara Baumann, Elaine Boldt,

Pat Gerevics, Debbie Harbison,

Linda Hoag, Christine Iwanitz, Mary Jones,

Cindi Koszsi, Gerry Magill, Nancy McGowan,

Barbara Rimes, Scott Ross, Gretchen Staeb,

Cheryl Takac, Susan Westfall, Verna B. Wojcik

Memorial Auditorium

716-856-7300

716-856-3111

Memorial Auditorium

196' x 85'

16,433

Suspended from ceiling on West side

Blue, White, Gold

Home: Base color white,

trimmed in blue and gold

Road: Base color blue,

trimmed in blue and gold

Sam Costello, Milt Ellis, Dale Guynn, Dan

Guyann, Louis Madia, Jon MacClennan, Marc

Moretin, Hank Olejniczak, David Regan,

Stanley Renkas, Clifford Smith

Norm Wullen

Joe Byron

**Member of
Executive Committee**
Secretary

**Director of Hockey Operations
and General Manager**
Assistant General Manager

Coach

Assistant Coach

Comptroller

Director of Public Relations

Media Relations

Radio/TV Play-by-Play

Ticket Manager

Director of Advertising

Director of Marketing

Director of Special Operations

Director of Security

Concessions Manager/

Novelties & Souvenirs

Club Doctor

Orthopedic Consultant

Club Dentist

Head Trainer

Assistant Trainer

Club Staff

Executive Offices

Telephone/Executive Offices

Telephone/Ticket Office

Home Ice

Dimensions of Rink

Capacity including Stands

Location of Press Box

Club Colors

Uniforms

Office Officials

Organist

Soloist

Joe Byron



**The
Front
Office**



SEYMOUR H. KNOX III
Chairman of the Board
and President

It's been a decade since the determination and drive shown by the Sabres president put Buffalo's first National Hockey League team on the ice, and the ambitions for the team and the community which supports it still remain the same: a first Stanley Cup for Buffalo and many more to follow.

Seymour and his brother North worked long and hard to get NHL hockey here, and didn't slow down in the first ten seasons of the Sabres. The leadership was the key factor in the successful hockey history the franchise has chalked up.

Formerly a nationally-ranked squash racquets player and ex-president of the United States Squash Racquets Association, Seymour had his hockey career ended as a schoolboy with a football injury. But he continued his interest in the game and it paid off in December, 1969, with the grant of the Sabres franchise. He is a vice president of Kidder, Peabody and Co. Inc., member of the New York Stock Exchange, and active as a leader in a variety of community organizations. He is the Sabres' representative on the NHL Board of Governors.



NORTHRUP R. KNOX
Vice Chairman
of the Board

Dogged persistence by the Knox brothers and their hockey associates led to the Buffalo Sabres franchise, and persistence to build toward championship status describes North Knox's life style. He was world champion in the grueling sport of court tennis for ten years, and captain and number one player on the U.S. Polo team in 1966 and 1969. North is the Sabres' alternate representative on the NHL Board of Governors and has served on the board of several corporations in Buffalo, including Marine Midland Bank.



ROBERT O. SWADOS
Vice President
and Counsel

There are a few men who worked long and hard to convince the nation that Buffalo was a big league sports town in the days when there wasn't a big league sports franchise on the Niagara Frontier. Bob Swados was one of those men, and in large part it was his dedication and articulate advocacy for big time sport here that resulted in this becoming one of pro sports premier hotbeds in the past few years.

Former vice president of the Buffalo Bisons Baseball Club and vice president of Major League for Buffalo Inc., he has been counsel to the Knox brothers since their first NHL application in 1965. He is a partner in the law firm of Cohen, Swados, Wright, Hanifin & Bradford. This past summer he was re-elected secretary to the NHL Board of Governors.



DAVID G. FORMAN
Administrative Vice President

The day-to-day headaches of the business of sport have been handled since the beginning of the Sabres by Dave Forman, whose administrative ability centers on separating the wheat from the chaff when problems are put before him. If it's sometimes hard to find Dave Forman at his desk, it's because he's out in the Auditorium — in hard hat if need be — checking out some construction, or off at a TV studio arranging for a broader schedule of game telecasts.

A well-known business and civic leader in Western New York for three decades, he was named administrative vice president and a member of the Sabres' executive committee in the fall of 1970, after serving as club VP since the franchise was awarded.



WILLIAM SCOTT BOWMAN
General Manager and
Director of Hockey Operations

During Scotty's tenure in Montreal, some critics suggested that he was successful mainly because he had the horses. His true test, they said, would come when he left Montreal to build his own team.

In his first year out on his own, William Scott Bowman began to mold the Buffalo Sabres into his kind of team and the Sabres jumped from a seventh place overall finish in 1978-79 to second overall and a spot in the Stanley Cup semi-


final round against the eventual winners, the New York Islanders.

Bowman's hockey expertise strengthened the Sabres in several ways and positions in a matter of months. In the 1979 NHL Entry Draft, Bowman opted for six underage juniors, including defenseman Mike Ramsey and Lindy Ruff, who both played regularly for the Sabres during the playoffs. The remainder of that draft, plus four underagers that Bowman signed before the November 1, 1979 deadline, will all be given a chance to earn a spot in the Sabres' 1980-81 lineup. And just prior to the opening of the 79-80 season, Bowman acquired an offensive-minded defenseman, John Van Boxmeer, from the Colorado Rockies in exchange for Rene Robert. Van Boxmeer responded by leading all Sabres' defensemen in goals, assists and points.

After 13 years of coaching in the NHL, Bowman will confine his duties to that of General Manager and Director of Hockey Operations while leaving the coaching chores to Roger Neilson, Jim Roberts and Ron Smith. NHL teams under Bowman in Montreal, St. Louis and Buffalo won 562 games, lost 204 and tied 160. In Stanley Cup play-off competition, Bowman clubs won 105 games and lost 59 enroute to five Cups.

The 47-year-old native of Montreal is no stranger to the post of NHL general manager. He was GM and coach of the St. Louis Blues, the latter job for three of four seasons, from 1967 through 1971, and guided the Blues to three Stanley Cup final appearances.

He was chief coach of Team Canada, winner of the 1976 Canada Cup tournament, and coach of the 1979 NHL All-Stars in the three-game series against the Soviet Union. In 1977 he was named NHL Coach of the Year. He and his wife, Suella, and family live in suburban Amherst.



JOHN ANDERSEN
Assistant General Manager

When Scott Bowman was introduced to the Buffalo news media after being named Sabres general manager, he took a moment to announce what he described as "a key and vital move" to build his hockey organization in Buffalo: that John Andersen had accepted the post of assistant general manager.

Andersen had to quickly pick up the pieces in December of 1978 when the top hockey staff except for John was dismissed by the Sabres. And he picked

them up in an admirable fashion, running the club successfully through the rest of the season. Andersen received the title of Director of Player Personnel at that time; and it was his work which resulted in the return of Rick Dudley from the WHA, the trade which brought the aggressive Dave Schultz to the Sabres, and the timely recall of three young defensemen who sparred through the last part of the schedule in Buffalo.

He served as director of scouting at the club's beginnings and supervised the drafts which brought such established young stars as Richard Martin, Craig Ramsay, Jim Schoenfeld, Danny Gare, and Gill Perreault to Buffalo. A native of Denmark, John emigrated to Canada as a young man and got his first job in hockey with the Toronto Maple Leafs.

JOHN "BUCKY" KANE
Director of Player Personnel
Director of Scouting

The first scout ever hired by the Sabres' organization was promoted to the dual scouting and personnel posts on the eve of the 1980-81 season. Though his Christian name is John, he's known throughout the hockey world as "Bucky". A native of Boston and a former employee of the Boston public school system, Bucky joined the Bruins organization under the late Lynn Patrick in 1950, and worked for two decades with famed Boston scout Harold "Baldy" Cotton.

He came to the Buffalo organization in 1970 and increased his involvement in personnel matters under Scott Bowman to the point where he was named to both posts on the same day. He is in charge of evaluating player talent at Buffalo's American Hockey League farm club in Rochester, working as a liaison with Bowman's Buffalo staff, as well as overseeing the extensive Sabres' scouting operation.



ROGER NEILSON Coach

The man affectionately called "Capo Video," (a name given to Roger by the Sabres' front office) because of his session with TV-taping both the Sabres and their opponents, takes over the coaching duties this season after a year of part-time coaching and part-time observing from the press box.


With Roger behind the bench for 2 games last year, the Sabres posted a 14-6-6 record, a .654 winning percentage, which was just slightly below the Sabres' percentage with Scott Bowman behind the bench.

Roger's dedication and knowledge of the game more than qualifies him for a NHL coaching position. His concentration on his chosen profession eventually led Neilson to his first NHL coaching job in the fall of 1977 with the Toronto Maple Leafs. Prior to that he had coached the Leafs' farm club at Dallas, and spent seven seasons with the Peterborough Petes of the Ontario Hockey Association, handling clubs that never finished lower than third in the league and winning one championship.

Roger was considered one of the best instructional coaches in junior hockey, turning out well disciplined teams each season, teams which included such fine all-around hockey players as Bob Gainey, Craig Ramsay, Doug Jarvis and Stan Jonathan.

He uses every instructional aid and research aid known to coaches, reads every article on the sport he can obtain, and has closely studied European and Soviet training and instructional methods. During the summer of 1977, Roger spent nearly a month in China working with hockey players and coaches in the world's largest country.

A native of Toronto, Roger turned 46 during the off-season and spent much of the summer at his cottage home on a lake near Peterborough.



JIM ROBERTS Assistant Coach

Jim, who spent almost his entire NHL playing career under Scott Bowman, serves as the man in the middle in the Sabres' unique three-man coaching staff. The former right winger/defense man played under Bowman in junior hockey for Peterborough and then in Hull-Ottawa, Omaha, St. Louis and Montreal in the professional ranks.

Roberts is on the receiving end of the Sabres' walkie-talkie which relays information from the press box to the players. It is Jim who can be seen during the course of a game pacing behind the Sabres' bench patting players on the back or pointing things out that cannot be seen from ice level.

The 40-year-old Roberts, who spent 16 seasons in the NHL as a player, approaches the coaching aspect of the game with the same gusto he exhibited as a player, always trying to get the players to give that little bit extra that separates the winners from the losers.

He and his wife, Judy, and their two daughters live in Williamsville.



RON SMITH Assistant Coach

The newest member of the Buffalo Sabres' coaching staff is 36-year-old Ron Smith, who has served as the technical director of the Ontario Hockey Association (OHA) for the past eight years and was instrumental in the creation of the National Coaching Certification Program (NCCP) for Canadian coaches.

A long-time associate of Roger Neilson, Smith spent some time assisting Roger during his two seasons in Toronto as well as coaching the Guelph junior team from 1975 to 1978 and guided the Guelph team to a Canadian title one season. He also coached the York University hockey team during the 1978-79 campaign.

The coaching certification clinics which Smith headed in Canada involve a five-level program in which individual coaches progress according to ability as well as interest. A similar clinic for referees has also been instituted.

Smith played college hockey at the University of Waterloo and senior hockey in Galt. He also spent two years playing Class A baseball in the San Francisco Giants' system in the mid-60s. Ron and his wife Patty and their two sons reside in Williamsville.

STAFF



JAMES M. BIGGAR
Director of Advertising



ROBERT E. CHAMBERS, JR.
Director of Marketing



J. MICHAEL DUFFETT
Director of
Special Operations



GERRY HELPER
Media Relations



ROBERT W. FOY
Comptroller



JEFFREY POKERWINSKI
Concessions Manager/
Novelties & Souvenirs



MIKE SCANLAN
Director of Security



LUCY TAURE
Ticket Manager



FRANK CHRISTIE
Head Trainer



RIP SIMONICK
Assistant Trainer

SCOUTS



ED CHADWICK
Special
Assignments




PAUL GOULET
Head Scout
Ontario



RUDY MIGAY
Head Scout
Western Canada



MIKE RACOR
Head Scout
Quebec



**The
Year
Past**

BUFFALO SABRES' 1979-80 SCORES

GAME NO.	DATE	VISITING TEAM	SCORE	HOME TEAM	W	L	T	GF	GA
1.	Oct. 11	Washington	3	6 BUFFALO	1	0	0	6	3
2.	Oct. 13	BUFFALO	5	2 NY Islanders	2	1	0	11	3
3.	Oct. 14	Minnesota	5	4 BUFFALO	2	1	0	15	10
4.	Oct. 17	Hartford	1	3 BUFFALO	3	1	0	18	11
5.	Oct. 20	BUFFALO	2	3 St. Louis	3	2	0	20	14
6.	Oct. 21	Vancouver	3	3 BUFFALO	3	2	1	23	17
7.	Oct. 24	Pittsburgh	3	7 BUFFALO	4	2	1	30	20
8.	Oct. 25	BUFFALO	0	4 Detroit	4	3	1	30	24
9.	Oct. 27	BUFFALO	3	0 Quebec	5	3	1	37	26
10.	Oct. 28	Colorado	2	4 BUFFALO	6	3	1	37	26
11.	Oct. 31	BUFFALO	0	0 Chicago	6	3	2	37	26
12.	Nov. 3	BUFFALO	4	3 Toronto	7	3	2	41	29
13.	Nov. 4	BUFFALO	1	3 Philadelphia	7	4	2	42	32
14.	Nov. 8	Chicago	3	3 BUFFALO	7	4	3	50	38
15.	Nov. 10	BUFFALO	5	3 Washington	8	4	3	53	40
16.	Nov. 11	Colorado	5	3 BUFFALO	8	5	3	53	40
17.	Nov. 15	Atlanta	1	5 BUFFALO	9	5	3	58	44
18.	Nov. 17	BUFFALO	4	2 Minnesota	10	5	3	62	46
19.	Nov. 18	Edmonton	7	9 BUFFALO	11	5	3	71	53
20.	Nov. 21	BUFFALO	3	5 Hartford	11	6	3	74	58
21.	Nov. 24	BUFFALO	6	1 Washington	12	6	3	80	59
22.	Nov. 25	Minnesota	2	6 BUFFALO	13	6	3	86	61
23.	Nov. 27	BUFFALO	5	2 Boston	14	6	3	91	63
24.	Nov. 29	NY Rangers	1	2 BUFFALO	15	6	3	93	64
25.	Dec. 2	Washington	0	2 BUFFALO	16	6	3	95	64
26.	Dec. 5	Atlanta	1	6 BUFFALO	17	6	3	101	65
27.	Dec. 7	BUFFALO	5	3 Colorado	18	6	3	106	68
28.	Dec. 10	Detroit	0	4 BUFFALO	19	6	3	110	68
29.	Dec. 13	Chicago	2	5 BUFFALO	20	6	3	115	70
30.	Dec. 15	BUFFALO	2	3 Philadelphia	20	7	3	117	73
31.	Dec. 16	Boston	5	1 BUFFALO	20	8	3	118	78
32.	Dec. 19	BUFFALO	3	2 Winnipeg	21	9	3	121	80
33.	Dec. 20	Los Angeles	3	5 BUFFALO	22	9	3	126	83
34.	Dec. 22	BUFFALO	4	2 Hartford	23	9	3	130	85
35.	Dec. 23	Quebec	3	1 BUFFALO	23	10	3	131	88
36.	Dec. 27	Toronto	3	5 BUFFALO	24	10	3	136	91
37.	Dec. 29	BUFFALO	2	6 Montreal	24	11	3	139	97
38.	Dec. 31	Winnipeg	2	6 BUFFALO	25	11	3	145	99
39.	Jan. 5	BUFFALO	5	4 Pittsburgh	26	11	3	150	103
40.	Jan. 6	Philadelphia	4	2 BUFFALO	26	12	3	152	107
41.	Jan. 9	NY Islanders	2	3 BUFFALO	27	12	3	155	109
42.	Jan. 11	BUFFALO	4	3 Colorado	28	12	3	159	112
43.	Jan. 13	BUFFALO	5	6 Edmonton	28	13	3	164	118
44.	Jan. 16	BUFFALO	4	2 Los Angeles	29	13	3	168	120
45.	Jan. 18	BUFFALO	2	2 Vancouver	29	13	4	170	122
46.	Jan. 20	Edmonton	4	3 BUFFALO	29	13	5	174	126
47.	Jan. 21	BUFFALO	3	4 Atlanta	29	14	6	177	129
48.	Jan. 24	BUFFALO	7	2 Boston	29	14	6	180	133
49.	Jan. 26	BUFFALO	1	2 Montreal	30	14	6	187	135
50.	Jan. 27	Los Angeles	1	9 BUFFALO	31	14	6	196	136
51.	Jan. 31	NY Rangers	2	6 BUFFALO	32	14	6	202	138

BUFFALO SABRES' 1980 PLAYOFF SCORES

GAME NO.	DATE	VISITING TEAM	SCORE	HOME TEAM
1.	Apr. 8	Vancouver	1	2 BUFFALO
2.	Apr. 9	Vancouver	0	6 BUFFALO
3.	Apr. 11	BUFFALO	4	5 Vancouver
4.	Apr. 12	BUFFALO	3	1 Vancouver
Buffalo won preliminary round 3 games to 1				
5.	Apr. 16	Chicago	0	5 BUFFALO
6.	Apr. 17	Chicago	4	6 BUFFALO
7.	Apr. 19	BUFFALO	2	1 Chicago
8.	Apr. 20	BUFFALO	3	2 Chicago
Buffalo won quarter-final round 4 games to 0				
9.	Apr. 29	NY Islanders	4	1 BUFFALO (2 OT)
10.	May 1	NY Islanders	2	1 NY Islanders
11.	May 3	BUFFALO	4	7 NY Islanders
12.	May 6	BUFFALO	7	4 NY Islanders
13.	May 8	NY Islanders	0	2 BUFFALO
14.	May 10	BUFFALO	2	5 NY Islanders
NY Islanders won semi-final round 4 games to 2				

52.	Feb. 2	BUFFALO	2	3 NY Islanders	32	15	6	204	141	70
53.	Feb. 3	Vancouver	0	3 BUFFALO	33	15	6	207	141	72
54.	Feb. 7	Pittsburgh	0	9 BUFFALO	34	15	6	216	141	74
55.	Feb. 9	BUFFALO	2	3 St. Louis	34	15	6	218	144	74
56.	Feb. 11	St. Louis	2	4 BUFFALO	35	15	6	222	146	76
57.	Feb. 14	Boston	3	3 BUFFALO	35	15	7	225	149	77
58.	Feb. 16	BUFFALO	4	2 Detroit	35	15	7	229	152	79
59.	Feb. 17	Montreal	2	3 BUFFALO	36	15	8	231	154	80
60.	Feb. 19	BUFFALO	3	1 Quebec	37	15	8	234	155	82
61.	Feb. 20	Winnipeg	3	4 BUFFALO	38	15	8	238	158	84
62.	Feb. 24	BUFFALO	1	3 Chicago	38	16	9	239	161	84
63.	Feb. 27	Philadelphia	1	1 BUFFALO	38	16	9	240	162	85
64.	Feb. 29	BUFFALO	4	2 Edmonton	39	16	9	244	164	87
65.	Mar. 2	BUFFALO	2	2 Minnesota	39	16	10	246	166	88
66.	Mar. 5	BUFFALO	2	4 NY Rangers	39	17	10	248	170	88
67.	Mar. 6	Hartford	3	4 BUFFALO	40	17	10	252	173	90
68.	Mar. 9	St. Louis	4	3 BUFFALO	41	17	10	261	177	92
69.	Mar. 12	BUFFALO	3	3 Winnipeg	41	17	11	264	180	93
70.	Mar. 15	BUFFALO	2	2 Los Angeles	41	17	12	266	182	94
71.	Mar. 19	BUFFALO	3	3 Vancouver	41	17	13	269	185	95
72.	Mar. 22	BUFFALO	5	2 Toronto	42	17	13	274	186	97
73.	Mar. 23	NY Islanders	1	1 BUFFALO	42	17	14	275	187	98
74.	Mar. 25	BUFFALO	3	3 NY Rangers	42	17	15	278	190	99
75.	Mar. 27	Detroit	1	3 BUFFALO	43	17	15	288	191	101
76.	Mar. 30	Montreal	1	1 BUFFALO	43	17	16	289	192	102
77.	Apr. 1	BUFFALO	5	2 Atlanta	44	17	16	294	194	104
78.	Apr. 3	Quebec	3	8 BUFFALO	45	17	16	302	197	106
79.	Apr. 5	BUFFALO	9	1 Pittsburgh	46	17	16	311	198	108
80.	Apr. 6	Toronto	3	7 BUFFALO	47	17	16	318	201	110

1979-80 FINAL NHL STANDINGS
PRINCE OF WALES CONFERENCE

Team	GP	James Norris Division			GF	GA
		W	L	T		
Montreal	80	47	20	13	328	240
Los Angeles	80	30	36	14	290	313
Pittsburgh	80	30	37	13	251	303
Hartford	80	27	34	19	303	312
Detroit	80	26	43	11	268	306
BUFFALO	80	47	17	16	318	201
Boston	80	46	21	13	310	234
Minnesota	80	36	28	16	311	253
Toronto	80	35	40	5	304	327
Quebec	80	25	44	11	248	313

CLARENCE CAMPBELL CONFERENCE

Team	GP	Lester Patrick Division			GF	GA
		W	L	T		
Philadelphia	80	48	12	20	327	254
NY Islanders	80	39	28	13	281	247
NY Rangers	80	38	32	10	308	284
Atlanta	80	35	32	13	282	269
Washington	80	27	40	13	261	293
Conn Smythe Division	80	34	27	19	241	250
Chicago	80	34	34	12	266	278
St. Louis	80	27	37	16	256	281
Vancouver	80	28	39	13	301	322
Edmonton	80	20	49	11	214	314
Winnipeg	80	19	48	13	234	308
Colorado	80	19	48	13	234	308

INDIVIDUAL SCORING LEADERS

Team	Player	GP	G	A	PTS
Los Angeles	Marcel Dionne	80	53	84	137
Edmonton	Wayne Gretzky	79	51	86	137
Montreal	Guy Lafleur	74	50	75	125
Buffalo	Gil Perreault	80	40	66	106
Hartford	Mike Rogers	80	44	61	105
NY Islanders	Bryan Trotter	78	42	62	104
Los Angeles	Charlie Stimmer	64	56	45	101
Hartford	Blaine Stoughton	80	56	44	100
Toronto	Darryl Sittler	73	40	57	97
Edmonton	Blair Macdonald	80	46	48	94
St. Louis	Bernie Federko	79	38	56	94
Minnesota	Al MacAdam	80	42	51	93
Atlanta	Kent Nilsson	80	40	53	93

LEADING NHL GOALTENDERS

Team	Player	GPI	MINS	GA	EN	SO AVG	W	L	T
Buffalo	Bob Sauve	32	1880	74	1	4 2.36	20	8	4
Buffalo	Don Edwards	49	2920	125	1	2 2.57	27	9	4
TOTALS	80	4800	201	1	2.51	47	17	13	4
Boston	Gilles Gilbert	33	1933	88	1	4 2.81	24	11	1
Boston	Gerry Cheevers	42	2479	116	3	0 3.00	0	0	0
Boston	Marco Baron	1	40	2	0	0 3.48	0	0	0
Boston	Yves Belanger	8	328	19	0	0 15.00	0	1	1
Boston	Jim Stewart	1	20	5	0	2.93	46	21	0
TOTALS	80	4800	234	1	2.51	25	3	4	1
Montreal	Denis Herron	34	1909	81	0	2.51	25	3	1
Montreal	Richard Sevigny	11	632	31	0	2.94	5	4	1
Montreal	Michel Latroque	39	2259	125	0	3.32	17	13	1
TOTALS	80	4800	240	0	3.00	47	20	11	4
NY Islanders	Bill Smith	38	2114	104	4	2.95	15	14	1
NY Islanders	Glenn Resch	45	2666	132	1	3.04	23	14	1
NY Islanders	Richard Brodeur	2	80	6	0	4.50	1	0	0
TOTALS	80	4800	247	0	3.09	39	28	11	1

FINAL 1979-80 BUFFALO SABRES' SCORING STATISTICS

Player	GP	G	A	PTS	PIM	PPG	SHG	GWG
Gil Perreault	80	40	66	106	57	10	0	5
Danny Gare	76	56	33	89	90	17	0	11
Richard Martin	80	45	34	79	54	8	0	3
Derek Smith	79	24	39	63	16	8	0	3
Eric Sapping	80	25	35	60	54	5	1	2
Craig Ramsay	80	21	39	60	18	5	0	4
Tom McKegney	80	23	29	52	24	5	0	6
John Van Boxmeer	80	11	40	51	30	4	0	1
Don Luce	80	14	29	43	30	0	0	0
Richie Dunn	80	17	37	38	59	4	0	2
Jim Schoenfeld	77	9	21	36	72	4	0	1
Rick Dudley	66	11	22	33	58	1	0	2
Lindy Ruff	63	5	14	19	38	0	0	0
John Gould	52	9	9	18	11	0	0	2
Bill Hill	75	4	12	16	24	0	0	2
Andre Savard	33	3	10	13	16	0	0	0
Larry Playfair	79	2	10	12	145	0	0	0
Bob Morigain	13	4	6	10	4	0	0	1
Rob McManahan	13	2	5	7	6	0	0	0
Mike Ramsey	13	1	6	7	7	0	0	1
Bob Sauve	32	0	4	4	4	0	0	0
Don Edwards	49	1	0	1	1	8	0	0
Sub-Totals	80	317	501	818	869	67	2	46
Others	1	10	10	11	96	0	0	1
TOTALS	80	318	511	829	965	67	2	47

Player	GP	Mins	GA	SO	EN	Avg	Saves	Efcty	W	L	T
Bob Sauve	32	1880	74	4	1	2.36	666	90.0	20	8	4
Don Edwards	49	2020	125	2	1	2.57	1052	89.3	27	9	12
SABRES' OFFENSE: 3.97 Goals Per Game											
SABRES' DEFENSE: 2.51 Goals Per Game											

Period	Buffalo	Opponents	Goals	Shots On Goal
PERIOD	95	121	102	318
Opponents	56	76	69	201
TOTAL	1	2	3	519
SHOTS ON GOAL	1	1	2	3
Buffalo	799	820	727	2346
Opponents	623	654	642	1919

Record	GP	W	L	T	GF	GA	PTS
At Home	40	27	5	8	180	95	62
On Road	40	20	12	8	138	106	48
vs. Norris Division	20	14	3	3	95	46	31
vs. Adams Division	16	10	4	2	64	42	22
vs. Patrick Division	20	11	5	4	68	43	26
vs. Smythe Division	24	12	5	7	91	70	31
Over-all 1979-80	80	47	17	16	318	201	110
Over-all 1978-79	80	36	28	16	280	263	88
Over-all 1977-78	80	44	19	17	288	215	105
Over-all 1976-77	80	48	24	8	301	220	104
Over-all 1975-76	80	46	21	13	339	240	105
Over-all 1974-75	80	49	16	15	354	240	113
Over-all 1973-74	78	32	37	12	242	250	76
Over-all 1972-73	78	37	27	14	257	219	88
Over-all 1971-72	78	16	43	19	203	289	51
Over-all 1970-71	78	24	39	15	217	291	63
TOTALS	792	379	268	145	2799	2428	903



GP	W	L	T	GF	GA
Buffalo	4	3	0	1	19
Atlanta	4	0	3	1	7

AT BUFFALO

Nov. 15 — Buffalo	5	Atlanta	1	Atlanta	3	Atlanta
Dec. 5 — Buffalo	6	Atlanta	1	Jan. 21 — Buffalo	5	Atlanta

AT ATLANTA

Jan. 21 — Buffalo	39	Atlanta	24	Atlanta	41	Atlanta
Apr. 1 — Buffalo	31	Atlanta	24	Atlanta	24	Atlanta



GP	W	L	T	GF	GA
Buffalo	4	1	2	1	12
Boston	4	2	1	1	14

AT BUFFALO

Dec. 16 — Boston	5	Buffalo	1	Nov. 27 — Buffalo	5	Boston
Feb. 14 — Buffalo	3	Boston	3	Jan. 24 — Boston	4	Buffalo

AT BOSTON

Nov. 27 — Buffalo	33	Buffalo	34	Boston	17	Boston
Jan. 24 — Boston	34	Boston	30	Boston	34	Boston



GOALS BY PERIOD	1	2	3	TOT	SHOTS ON GOAL	1	2	3	TOT
Buffalo	4	9	6	19	Buffalo	39	42	41	121
Atlanta	2	4	1	7	Atlanta	31	24	24	79

BUFFALO	GP	G	A	PTS	PIM	ATLANTA	GP	G	A	PTS	PIM
Martin	4	5	3	8	2	Houston	4	2	1	3	0
Perrault	4	4	4	8	2	Lever	1	1	1	2	0
Selling	4	4	2	6	0	Nilsson	4	4	1	2	0
Gould	3	1	2	3	0	Plett	4	1	1	2	0
Ramsay	4	1	2	3	0	Vail	4	0	2	2	0
Luce	4	0	3	3	0	Murdoch	4	1	0	1	0
Gare	3	1	1	2	2	MacMillan	4	0	1	1	0
Mongrain	3	1	1	2	0	Boldirev	3	0	1	1	0
Dunn	4	1	1	2	0	Russell	4	0	1	1	0
McKeowney	4	1	1	2	0	Rautakallio	4	0	1	1	0
Van Boxmeer	4	0	2	0	6	Unger	4	0	1	1	0
Schoenfeld	4	0	2	2	0	Pronovost	4	0	1	1	0
McCianahan	1	0	1	1	0	Chouinard	4	0	1	1	0
Playfair	4	0	1	1	1	Bouchard	2	0	0	0	0
Dudley	4	0	1	1	0	Rigin	2	0	0	0	0
Ramsay	1	0	0	0	0	Rota	2	0	0	0	0
Savard	1	0	0	0	0	Henderson	3	0	0	0	0
Sauve	2	0	0	0	0	Clement	3	0	0	0	0
Edwards	2	0	0	0	0	Marsh	4	0	0	0	0
Korab	2	0	0	0	0	Reinhart	4	0	0	0	0
Ruff	3	0	0	0	5						
Smith	3	0	0	0	2						
Hejt	4	0	0	0	0						
TOTALS	4	19	27	46	40	TOTALS	4	7	12	19	3

SCORING

BUFFALO GOALIES	GPI	Mins	GA	SO	EN	Avg Saves	Efcy	W	L	T
Sauve	2	120	3	0	0	1.50	37	92.5	2	0
Edwards	2	120	4	0	0	2.00	35	89.7	1	0

ATLANTA GOALIES	GPI	Mins	GA	SO	EN	Avg Saves	Efcy	W	L	T
Bouchard	2	120	8	0	0	4.00	56	87.5	0	1
Rigin	2	120	11	0	0	5.50	47	81.0	0	2

GAME WINNING GOALS: McKeowney, Ramsay, Selling
GAME TIEING GOAL: Houston
POWER PLAY GOAL: Selling

GOALS BY PERIOD	1	2	3	TOT	SHOTS ON GOAL	1	2	3	TOT
Buffalo	7	4	1	12	Buffalo	33	44	17	94
Boston	3	3	8	14	Boston	34	30	34	98

BUFFALO	GP	G	A	PTS	PIM	BOSTON	GP	G	A	PTS	PIM
Perrault	4	2	4	6	0	O'Reilly	4	3	4	7	23
Martin	4	3	2	5	14	Bourque	4	2	2	4	7
Ramsay	4	1	3	4	2	McNab	4	1	3	4	2
Van Boxmeer	4	2	1	3	0	Ratelle	4	4	2	3	2
Gare	4	1	2	3	2	Middleton	4	2	1	3	7
Smith	4	1	2	3	14	Foster	3	1	1	3	0
Luce	4	0	2	2	4	Miller	4	1	2	3	7
Ruff	3	0	1	2	4	Lalonde	4	0	2	2	17
Korab	3	0	1	1	0	Second	3	1	0	2	0
Dunn	4	0	1	1	7	Wensink	4	0	1	1	0
McKeowney	4	0	1	1	0	Jonathn	4	1	0	1	4
Schoenfeld	4	0	1	1	0	Mark	1	0	1	1	0
Gould	4	0	0	0	0	Park	3	0	1	1	2
Edwards	2	0	0	0	0	Cashman	3	0	0	1	1
Sauve	2	0	0	0	0	Redmond	4	0	0	1	1
Savard	2	0	0	0	0	Smith	4	0	0	1	1
Hejt	4	0	0	0	4	Milbury	4	0	0	1	0
Playfair	4	0	0	0	11	Cheevers	1	1	0	0	0
McKeowney	4	0	0	0	2	MacTavish	1	0	0	0	0
Dudley	4	0	0	0	2	Songin	3	0	0	0	0
						Gilbert	3	0	0	0	0
						McCrimmon	4	0	0	0	0
						Doak	4	0	0	0	0
TOTALS	4	12	21	33	77	TOTALS	4	14	25	39	81

SCORING

BUFFALO GOALIES	GPI	Mins	GA	SO	EN	Avg Saves	Efcy	W	L	T
Sauve	2	120	7	0	0	3.50	45	86.5	1	1
Edwards	2	120	7	0	0	3.50	39	84.7	0	1

BOSTON GOALIES	GPI	Mins	GA	SO	EN	Avg Saves	Efcy	W	L	T
Gilbert	3	180	7	0	0	2.33	66	90.4	2	0
Cheevers	1	59	4	0	1	3.93	16	80.0	0	1

GAME WINNING GOALS: Ramsay, O'Reilly (2)
GAME TIEING GOAL: Miller
POWER PLAY GOALS: Van Boxmeer (2), Perrault, Gare, Ratelle (2), McNab, Middleton



GP	W	L	T	GF	GA
Buffalo	4	3	1	0	18
Detroit	4	1	3	0	8

AT BUFFALO

Dec. 10 — Buffalo	4	Detroit	0	Oct. 25 — Detroit	4	Buffalo
Mar. 27 — Buffalo	10	Detroit	1	Feb. 16 — Buffalo	4	Detroit

AT DETROIT

PERIOD	1	2	3	TOT	SHOTS ON GOAL	1	2	3
Buffalo	7	5	6	18	Buffalo	43	41	56
Detroit	2	2	4	8	Detroit	25	25	35

GOALS BY

PLAYER	GP	G	A	PTS	PIM	PLAYER	GP	G	A	PTS	PIM
Martin	4	4	3	7	0	Labraaten	3	1	3	1	1
Gare	4	3	2	5	4	Larson	3	2	2	0	2
Perreault	4	2	3	5	4	Nedomansky	4	1	2	1	1
Van Boxmeer	4	1	4	5	5	Korn	3	1	1	1	1
Schoenfeld	4	1	4	5	2	Woods	4	1	1	1	2
Ramsay	4	0	4	4	4	Foligno	4	1	1	1	2
Selling	4	0	4	4	4	McCourt	4	1	0	2	1
Luce	4	0	2	1	3	Thompson	4	1	0	1	1
Dudley	4	0	1	3	3	Pirus	1	0	1	1	1
McClanahan	4	0	1	2	2	Joly	2	0	1	1	1
McKeegney	4	0	1	2	0	Polonich	4	0	1	1	1
Savard	4	1	1	0	2	Mahovich	4	0	1	1	1
Morggrain	4	1	1	0	1	Miller	1	0	0	0	0
Half	4	1	0	1	1	Vasko	1	0	0	0	0
Ramsey	4	0	1	1	0	Hogboam	1	0	0	0	0
Dunn	4	0	1	1	0	Petersen	1	0	0	0	0
Edwards	4	0	0	0	0	Sobchuk	1	0	0	0	0
Schultz	1	0	0	0	0	Rutherford	2	0	0	0	0
Korab	2	0	0	0	2	Vachon	2	0	0	0	0
Ruff	2	0	0	0	0	Bergman	2	0	0	0	0
Sauve	3	0	0	0	0	Lyle	2	0	0	0	0
Gould	3	0	0	0	0	Ogrodnick	2	0	0	0	0
Playfair	4	0	0	0	12	Hicks	3	0	0	0	0
Smith	4	0	0	0	0	Bolduc	3	0	0	0	0
						Hamel	3	0	0	0	0
						Long	4	0	0	0	0
						Huber	4	0	0	0	0

TOTALS	4	18	32	50	39	TOTALS	4	8	14	22
--------	---	----	----	----	----	--------	---	---	----	----

BUFFALO GOALIES	GPI	Mins	GA	SO	EN	Avg Saves	Eficy	W	L	T
Edwards	1	60	0	1	0	0.00	14	100.0	1	0
Sauve	3	180	8	0	0	2.66	63	88.7	2	1

DETROIT GOALIES	GPI	Mins	GA	SO	EN	Avg Saves	Eficy	W	L	T
Vachon	2	119	8	0	0	4.03	54	87.0	0	2
Rutherford	2	120	10	1	0	5.00	48	82.7	1	1

GAME WINNING GOALS: Martin, McKeegney, Savard, Nedomansky
POWER PLAY GOALS: Van Boxmeer, Martin, Gare, Larson, Thompson, Nedomansky (2)



GP	W	L	T	GF	GA
Buffalo	4	2	1	1	22
Edmonton	4	1	2	1	19

AT BUFFALO

Nov. 18 — Buffalo	9	Edmon.	7	Jan. 13 — Edmon.	6	Buffalo
Jan. 20 — Buffalo	4	Edmon.	4	Feb. 29 — Buffalo	4	Edmon.

AT EDMONTON

PERIOD	1	2	3	TOT	SHOTS ON GOAL	1	2	3	TOT
Buffalo	5	11	6	22	Buffalo	33	54	40	127
Edmon.	6	7	6	19	Edmon.	41	30	33	104

GOALS BY

PLAYER	GP	G	A	PTS	PIM	PLAYER	GP	G	A	PTS	PIM
Perreault	4	4	7	11	4	Weir	4	6	4	10	2
Martin	4	4	1	5	4	Hunter	4	2	5	7	6
Smith	4	2	3	5	2	Gretzky	4	1	6	7	0
Selling	4	1	3	4	4	MacDonald	4	2	3	5	6
Dunn	4	2	1	3	0	Lumley	4	2	3	5	6
Gare	3	1	2	3	19	Callighen	3	2	2	4	4
Van Sommer	4	1	2	3	2	Hicks	4	2	1	2	2
Korn	4	0	3	3	2	Siltanen	4	0	2	2	18
Wickgrney	4	1	1	2	14	Campbell	4	0	2	2	17
Luce	4	1	1	2	4	Lowe	4	1	0	1	0
Schoenfeld	4	0	2	2	0	Schnautz	2	3	0	1	1
Dudley	4	1	0	2	1	Price	4	0	1	1	1
Half	4	1	0	1	4	Chipperfield	4	0	1	1	0
Purpur	4	1	0	1	4	Messier	4	0	0	1	1
Ramsay	4	1	0	1	0	Dryden	1	0	0	0	0
Sauve	4	1	0	1	0	Corsi	1	0	0	0	0
Savard	2	0	1	1	0	Hamilton	1	0	0	0	0
Wenggran	1	0	0	0	0	Popiel	1	0	0	0	0
Edwards	2	0	0	0	0	Carter	1	0	0	0	0
Half	4	0	0	0	2	Ashby	1	0	0	0	0
						Newman	1	0	0	0	0
						Driscoll	1	0	0	0	0
						Semenko	2	0	0	0	0
						Mio	3	0	0	0	0
						Connor	3	0	0	0	11

TOTALS	4	22	30	52	79	TOTALS	4	19	33	52	77
--------	---	----	----	----	----	--------	---	----	----	----	----

BUFFALO GOALS	GPI	Mins	GA	SO	EN	Avg Saves	Eficy	W	L	T
Sauve	2	120	9	0	0	4.50	40	81.6	2	0
Edwards	2	120	10	0	0	5.00	45	81.8	0	1

EDMONTON GOALS	GPI	Mins	GA	SO	EN	Avg Saves	Eficy	W	L	T
Corsi	1	60	5	0	0	5.00	20	80.0	1	0
Mio	3	150	13	0	0	5.20	70	84.3	0	1
Dryden	1	30	3	0	1	6.00	15	83.3	0	1

GAME WINNING GOALS: Korab, Gould, Lumley
GAME TIEING GOAL: Callighen
POWER PLAY GOALS: Dunn (2), Martin, Perreault, Smith, Siltanen, Callighen
SHORT HANDED GOALS: Hicks, Hunter, Weir





GP	W	L	T	GF	GA
Buffalo	4	2	1	16	11
Minn.	4	1	2	11	16

AT BUFFALO

Oct. 14 — Minn.	5	Buffalo	4	Nov. 17 — Buffalo	4	Min.
Nov. 25 — Buffalo	6	Minn.	2	Mar. 2 — Buffalo	2	Min.

AT MINNESOTA



GP	W	L	T	GF	GA
Buffalo	4	1	1	13	11
Montreal	4	1	1	13	13

AT BUFFALO

Jan. 17 — Buffalo	2	Montreal	2	Dec. 29 — Montreal	6	Buffalo	3
Mar. 30 — Buffalo	1	Montreal	1	Jan. 26 — Buffalo	7	Montreal	2

AT MONTREAL

GOALS BY PERIOD	1	2	3	TOT	SHOTS ON GOAL	1	2	3	TOT
Buffalo	4	8	4	16	Buffalo	38	45	34	117
Minn.	4	4	3	11	Minn.	35	35	44	114

GOALS BY PERIOD	1	2	3	TOT	SHOTS ON GOAL	1	2	3	TOT
Buffalo	4	3	6	13	Buffalo	36	35	30	101
Montreal	6	2	3	11	Montreal	26	29	33	88

BUFFALO	GP	G	A	PTS	PIM	MINNESOTA	GP	G	A	PTS	PIM
Ramsay	4	2	6	8	0	MacAdam	4	2	4	4	8
Luce	4	1	4	5	0	Payne	4	2	1	1	1
Gare	4	0	5	5	2	Barrett	4	4	2	0	1
Gould	3	3	1	3	2	B. Smith	4	2	0	1	1
Smith	4	2	1	3	0	Hartsburg	3	1	1	1	1
McKeeney	4	2	1	3	0	Maxwell	4	1	1	1	1
Perreault	4	2	1	3	2	Andersson	4	1	1	2	2
Van Boxmeer	4	1	1	2	4	Shmyr	4	4	0	1	2
Martin	4	1	1	2	2	Sharpley	3	3	1	0	1
Selling	4	1	1	2	0	Eaves	4	1	0	1	1
Schoenfeld	4	0	2	2	0	G. Smith	1	0	1	1	1
Halt	4	0	1	2	0	Brasar	1	0	1	1	1
Ruff	4	0	1	1	0	McCCarthy	1	0	1	1	1
Playfair	4	0	1	1	0	Young	4	0	1	1	1
Sauve	4	0	0	0	12	Zanussi	4	0	1	1	1
Seward	1	0	0	0	0	Janaszak	4	0	0	1	1
Schultz	1	0	0	0	0	Meloche	1	0	0	0	0
Korab	2	0	0	0	2	Chicoine	1	0	0	0	0
Dudley	2	0	0	0	0	Flockhart	1	0	0	0	0
Mongrain	3	0	0	0	0	Cristoff	1	0	0	0	0
Edwards	3	0	0	0	0	Fidler	1	0	0	0	0
Dunn	4	0	0	0	2	Edwards	2	0	0	0	0
						Giles	2	0	0	0	0
						Sargent	3	0	0	0	0
						Marnery	3	0	0	0	0
						Youngmans	4	0	0	0	0
TOTALS	4	16	25	41	28	TOTALS	4	11	17	28	0

SCORING

MacAdam	4	2	4	8
Payne	4	2	1	1
Barrett	4	4	2	0
B. Smith	4	2	0	1
Hartsburg	3	1	1	1
Maxwell	4	1	1	1
Andersson	4	1	1	2
Shmyr	4	4	0	1
Sharpley	3	3	1	0
Eaves	4	1	0	1
G. Smith	1	0	1	1
Brasar	1	0	1	1
McCCarthy	1	0	1	1
Young	4	0	1	1
Zanussi	4	0	1	1
Janaszak	4	0	0	1
Meloche	1	0	0	0
Chicoine	1	0	0	0
Flockhart	1	0	0	0
Cristoff	1	0	0	0
Fidler	1	0	0	0
Edwards	2	0	0	0
Giles	2	0	0	0
Sargent	3	0	0	0
Marnery	3	0	0	0
Youngmans	4	0	0	0

BUFFALO GOALIES	GPI	Mins	GA	SO	EN	Avg Saves	Eficy	W	L	T
Edwards	4	220	10	0	0	2.72	97	90.6	2	1
Sauve	1	20	1	0	0	3.00	6	85.7	0	1

BUFFALO GOALIES	GPI	Mins	GA	SO	EN	Avg Saves	Eficy	W	L	T
Edwards	3	180	5	0	0	1.66	54	91.5	1	0
Sauve	1	59	5	0	1	5.08	23	82.1	0	1

MINNESOTA GOALIES

GPI	Mins	GA	SO	EN	Avg Saves	Eficy	W	L	T	
Janaszak	1	60	2	0	0	2.00	26	92.8	0	1
Meloche	1	59	4	0	0	3.93	31	88.5	0	1
Edwards	2	120	10	0	0	5.00	44	81.4	1	1

MONTREAL GOALIES	GPI	Mins	GA	SO	EN	Avg Saves	Eficy	W	L	T
Larocque	2	120	3	0	0	1.50	48	94.1	0	0
Savigny	1	60	3	0	0	3.00	19	86.3	1	0
Houle	1	60	7	0	0	7.00	21	75.0	0	1

GAME WINNING GOALS: Ramsay, Gould, Andersson

GAME WINNING GOALS: Van Boxmeer, Houle

GAME TIENG GOAL: MacAdam

GAME TIENG GOALS: Gare, Mondou

POWER PLAY GOAL: Hartsburg

POWER PLAY GOALS: Smith, Martin, Gare, Lambert, Mondou, Robinson



GP	W	L	T	GF	GA
Buffalo	4	2	1	11	8
N.Y.I.	4	1	2	8	11

AT BUFFALO

Jan. 9 — Buffalo	3	N.Y.I.	2	Oct. 13 — Buffalo	5	N.Y.I.
Mar. 23 — Buffalo	1	N.Y.I.	1	Feb. 2 — N.Y.I.	3	Buffalo

AT NEW YORK

GOALS BY PERIOD	1	2	3	TOT	SHOTS ON GOAL	1	2	3	TOT
Buffalo	5	2	4	11	45	39	3	2	1
N.Y.I.	2	4	2	8	30	33	2	2	1

AT BUFFALO

PERREAUT	GP	G	A	PTS	PIM
Perreaut	4	2	5	7	2
Gare	4	3	2	5	2
Schoenfeld	4	2	2	3	4
Martin	4	2	1	3	4
Dunn	4	2	0	2	4
Korab	4	1	1	2	4
Ruff	2	0	2	2	0
Van Boxmeer	3	0	2	2	0
Ramsay	4	0	2	2	4
Dudley	4	1	1	1	4
Selling	3	0	1	1	4
Smith	4	0	1	1	4
Sauve	4	0	1	1	4
Schultz	1	0	0	0	0
Savard	1	0	0	0	0
Ramsey	1	0	0	0	0
McClanahan	1	0	0	0	0
Mongrain	2	0	0	0	0
Gould	2	0	0	0	0
Edwards	3	0	0	0	0
Halt	4	0	0	0	0
Playfair	4	0	0	0	0
McKegney	4	0	0	0	0
Luce	4	0	0	0	0
TOTALS	4	11	18	29	34

AT NEW YORK

BOSSY	GP	G	A	PTS	PIM
Bossy	3	3	1	3	1
Trotter	4	2	1	2	1
Kallur	3	1	1	1	1
Nyström	4	1	1	1	1
Bourne	4	1	1	1	1
Persson	4	0	2	0	2
Tonelli	4	0	2	0	2
J. Potvin	4	1	0	1	0
Sutter	3	0	1	0	1
Harris	3	0	1	0	1
Lane	3	0	1	0	1
Lorimer	4	0	1	0	1
Gillies	4	0	1	0	1
Merrick	4	0	1	0	1
Morrow	1	0	0	0	0
Horby	1	0	0	0	0
D. Potvin	1	0	0	0	0
Goring	1	0	0	0	0
Resch	2	0	0	0	0
Smith	2	0	0	0	0
Tambellini	2	0	0	0	0
Lewis	3	0	0	0	0
Henning	3	0	0	0	0
Langevin	4	0	0	0	0
Howatt	4	0	0	0	0
TOTALS	4	8	15	22	22

AT BUFFALO

EDWARDS	GP	Mins	GA	SO	EN	Avg Saves	Eficy	W	L	T	
Edwards	3	180	7	0	0	2.33	59	89.3	2	1	0
Sauve	1	60	1	0	0	1.00	21	95.4	0	0	0
TOTALS	4	240	8	0	0	2.00	80	92.8	2	1	0

AT NEW YORK

SMITH	GP	Mins	GA	SO	EN	Avg Saves	Eficy	W	L	T	
Smith	2	120	4	0	0	2.00	52	92.8	0	1	1
Resch	2	120	7	0	0	3.50	52	88.1	1	1	0
TOTALS	4	240	11	0	0	2.75	104	90.4	1	2	1

GAME WINNING GOALS: Perreaut, Dunn, Bossy

GAME TIEING GOAL: Nyström

POWER PLAY GOALS: Schoenfeld (2), Gare, Martin, Ramsay, Bossy (2), Trotter



GP	W	L	T	GF	GA
Buffalo	4	2	1	13	10
NY Rang.	4	1	2	10	13

AT BUFFALO

Mar. 5 — NY Rang.	4	Buffalo	2
Mar. 25 — Buffalo	3	NY Rang.	3

AT NEW YORK

GOALS BY PERIOD	1	2	3	TOT	SHOTS ON GOAL	1	2	3	TOT
Buffalo	3	4	4	13	36	35	3	3	106
NY Rang.	2	4	4	10	37	38	2	2	109

AT BUFFALO

PERREAUT	GP	G	A	PTS	PIM
Perreaut	4	1	6	7	2
Gare	4	4	0	4	0
Schoenfeld	4	4	0	4	0
Martin	4	2	1	3	3
Dunn	4	2	1	3	0
Korab	4	2	1	3	5
Ruff	4	1	2	3	2
Van Boxmeer	4	1	2	3	2
Ramsay	4	0	2	2	2
Dudley	4	0	2	2	2
Selling	3	1	0	2	0
Smith	4	0	1	1	2
Sauve	4	0	1	1	6
Schultz	4	0	1	1	1
Savard	4	0	1	1	2
Ramsey	4	0	1	1	2
McClanahan	1	0	0	0	0
Mongrain	1	0	0	0	0
Gould	2	0	0	0	0
Edwards	3	0	0	0	0
Halt	4	0	0	0	0
Playfair	4	0	0	0	0
McKegney	4	0	0	0	0
Luce	4	0	0	0	0
TOTALS	4	13	20	33	42

AT NEW YORK

BOSSY	GP	G	A	PTS	PIM
Bossy	4	4	0	4	0
Trotter	4	4	0	4	0
Kallur	4	2	1	3	0
Nyström	4	2	1	3	0
Bourne	4	2	1	3	0
Persson	4	1	2	3	0
Tonelli	4	1	2	3	0
J. Potvin	4	0	2	2	0
Sutter	4	0	2	2	0
Harris	4	0	1	1	2
Lane	4	0	1	1	6
Lorimer	4	0	1	1	1
Gillies	4	0	1	1	1
Merrick	4	0	1	1	2
Morrow	4	0	1	1	2
Horby	4	0	1	1	2
D. Potvin	4	0	1	1	2
Goring	4	0	1	1	2
Resch	4	0	1	1	2
Smith	4	0	1	1	2
Tambellini	4	0	1	1	2
Lewis	4	0	1	1	2
Henning	4	0	1	1	2
Langevin	4	0	1	1	2
Howatt	4	0	1	1	2
TOTALS	4	10	20	30	54

AT BUFFALO

EDWARDS	GP	Mins	GA	SO	EN	Avg Saves	Eficy	W	L	T	
Edwards	3	180	6	0	0	2.00	79	92.9	2	0	1
Sauve	1	60	4	0	0	4.00	20	83.3	0	1	0
TOTALS	4	240	10	0	0	2.50	99	90.7	2	1	1

GAME WINNING GOALS: Martin, Ramsay, Bothwell

GAME TIEING GOAL: Don Maloney

POWER PLAY GOALS: Van Boxmeer, Perreaut



GP	W	L	T	GF	GA
Buffalo	4	0	3	1	6
Phila.	4	3	0	1	11
					6

AT BUFFALO

Jan. 6 — Phila.	4	Buffalo	2	Nov. 4 — Phila.	3
Feb. 27 — Buffalo	1	Phila.	1	Dec. 15 — Phila.	3

AT PHILADELPHIA

PERIOD	1	2	3	TOT	SHOTS ON GOAL	1	2	1
Buffalo	3	2	1	6	Buffalo	40	39	4
Phila.	2	4	5	11	Phila.	34	49	3

GOALS BY PERIOD

BUFFALO	GP	G	A	PTS	PIM	PHILA.	GP	G	A	PTS	PIM
Smith	4	0	3	3	0	Barber	4	2	2	2	2
Gare	4	2	0	2	15	Linseman	4	1	2	2	2
Martin	4	1	1	2	0	Holmgren	4	4	1	2	2
Dunn	4	0	2	2	0	Bridgman	4	4	2	0	0
Gould	3	1	0	2	0	MacLeish	4	4	2	0	0
Perrault	4	1	0	2	0	Dalley	3	3	1	1	1
McKegney	4	1	0	2	0	Ververgaert	4	4	1	1	1
Dudley	2	0	1	1	0	Hill	4	4	1	1	1
Van Boxmeer	4	0	1	1	2	Barnes	3	3	0	2	2
Schoentfeld	4	0	1	1	0	Kelly	4	4	0	2	2
Ruff	4	0	1	1	2	Dupont	4	4	0	1	1
Ramsay	4	0	1	1	0	Watson	4	4	0	1	1
Luce	4	0	1	1	0	Bushnik	4	4	0	1	1
Sauve	4	0	1	1	0	Clarke	4	4	0	1	1
Schultz	1	0	0	0	4	Propp	4	4	0	1	1
Mongrain	1	0	0	0	2	Bathe	1	0	0	1	1
Savard	2	0	0	0	0	McIlhargey	1	0	0	0	0
Edwards	3	0	0	0	0	Patterson	1	0	0	0	0
Korab	3	0	0	0	8	Paddock	1	0	0	0	0
Halt	4	0	0	0	0	Gorenice	1	0	0	0	0
Playfair	4	0	0	0	7	Myre	2	0	0	0	0
Seiling	4	0	0	0	2	Peeters	3	3	0	0	0
Wilson						Each	3	0	0	0	0

SCORING

TOTALS	4	6	12	18	52	TOTALS	4	11	18	28
Buffalo Goals	3	180	8	0	0	Avg Saves	74	90.2	0	2
Edwards	3	180	8	0	0	Efficacy	32	96.9	0	3
Sauve	1	60	3	0	0	W L T	85	94.4	3	1

PHILADELPHIA GOALIES

GPI	Mins	GA	SO	EN	Avg Saves <th>Efficacy <th>W</th> <th>L</th> <th>T</th> </th>	Efficacy <th>W</th> <th>L</th> <th>T</th>	W	L	T
Myre	2	67	1	0	0	1.11	32	96.9	0
Peeters	3	173	5	0	0	1.73	85	94.4	3

GAME WINNING GOALS: Barber, Linseman, MacLeish

GAME TIEING GOAL: Bridgman

POWER PLAY GOALS: Martin, Perrault, Gare, Linseman



GP	W	L	T	GF	GA
Buffalo	4	4	0	0	30
Pitts.	4	0	4	0	8
					30

AT PITTSBURGH

Jan. 5 — Buffalo	5	Pitts.	4
Apr. 5 — Buffalo	9	Pitts.	1

GOALS BY PERIOD	1	2	3	TOT	SHOTS ON GOAL	1	2	3	TOT
Buffalo	1	2	3	6	Buffalo	38	36	48	122
Pitts.	7	10	13	30	Pitts.	30	32	39	101

GOALS BY PERIOD

BUFFALO	GP	G	A	PTS	PIM	PITTS.	GP	G	A	PTS	PIM
Perrault	4	5	4	9	2	Kehoe	4	1	2	3	0
Gare	4	5	2	7	0	Ferguson	3	3	0	2	2
MacLeish	4	4	3	7	0	Carlyle	4	1	1	1	2
Hughes	4	4	5	7	0	Hughes	4	4	0	2	4
Lonsberry	4	3	3	6	2	Lonsberry	4	4	1	0	2
Libett	4	3	3	6	2	Sheppard	4	4	1	0	1
Ververgaert	4	1	4	5	9	Lee	4	4	1	0	1
Hill	4	1	4	5	0	Schutt	3	3	0	1	1
Barnes	4	1	4	4	0	McAdam	4	4	0	1	1
Kelly	4	0	4	4	6	Anderson	4	4	0	1	0
Dupont	4	0	4	4	2	Johnson	4	4	0	0	0
Watson	4	0	4	3	3	Hamilton	1	0	0	0	0
Bushnik	4	0	4	3	0	Kindrachuk	2	0	0	0	0
Clarke	4	0	4	2	2	Tallon	2	0	0	0	0
Propp	3	1	1	2	2	Bladen	2	2	0	0	2
Bathe	2	1	0	2	0	Millen	2	2	0	0	0
McIlhargey	2	0	2	1	1	Holland	2	0	0	0	0
Patterson	1	0	1	1	1	Faubert	2	0	0	0	0
Paddock	1	0	1	1	0	Stewart	3	3	0	0	0
Gorenice	1	0	1	1	0	Marshall	3	3	0	0	0
Myre	2	0	0	0	0	Stackhouse	4	4	0	0	0
Peeters	3	0	0	0	0						
Wilson	3	0	0	0	15						

SCORING

TOTALS	4	30	48	78	52	TOTALS	4	8	10	18	46
Buffalo Goals	1	60	1	0	0	Avg Saves	27	96.4	1	0	0
Edwards	1	60	1	0	0	Efficacy	66	90.4	3	0	0

PHILADELPHIA GOALIES

GPI	Mins	GA	SO	EN	Avg Saves <th>Efficacy <th>W</th> <th>L</th> <th>T</th> </th>	Efficacy <th>W</th> <th>L</th> <th>T</th>	W	L	T
Myre	2	119	14	0	0	7.05	42	75.0	0
Peeters	3	120	16	0	0	8.00	50	75.7	0

GAME WINNING GOALS: Perrault (2), Gare, Ramsey

POWER PLAY GOALS: Ruff, Ramsay, Perrault, Seiling (2), Gare, Smith, Carlyle, Libett, Lonsberry



GP	W	L	T	GF	GA
Buffalo	4	3	1	0	15
Quebec	4	1	3	0	7
					15



AT BUFFALO

Dec. 23 — Quebec	3	Buffalo	1	Oct. 27 — Buffalo	3	Quebec	0
Apr. 3 — Buffalo	8	Quebec	3	Feb. 19 — Buffalo	3	Quebec	1

AT QUEBEC

GOALS BY PERIOD	1	2	3	TOT	SHOTS ON GOAL	1	2	3	TOT
Buffalo	6	6	3	15	Buffalo	52	47	33	132
Quebec	1	3	3	7	Quebec	20	40	32	92



GP	W	L	T	GF	GA
Buffalo	4	2	2	0	17
St. Louis	4	2	2	0	12
					17



AT BUFFALO

Feb. 11 — Buffalo	4	St. Louis	2	Oct. 20 — St. Louis	3	Buffalo	2
Mar. 9 — Buffalo	9	St. Louis	4	Feb. 9 — St. Louis	3	Buffalo	2

AT ST. LOUIS

GOALS BY PERIOD	1	2	3	TOT	SHOTS ON GOAL	1	2	3	TOT
Buffalo	5	6	6	17	Buffalo	37	42	49	128
St. Louis	3	4	5	12	St. Louis	35	37	32	104

BUFFALO	GP	G	A	PTS	PIM	QUEBEC	GP	G	A	PTS	PIM
Martin	4	4	2	6	4	R. Cloutier	3	2	2	4	0
Gare	4	4	1	5	0	Thomas	2	1	1	2	0
Smith	4	1	1	4	0	Tardif	3	1	1	2	0
Perreault	4	4	3	4	0	Hislop	4	1	1	2	0
McKegney	4	0	4	0	5	Hart	4	1	0	1	0
Ramsay	4	1	2	3	0	Goulet	4	1	0	1	0
Selling	4	1	1	2	0	Florek	2	0	1	1	0
Ramsey	4	1	1	2	0	Weir	3	0	1	1	11
Hajt	1	0	2	2	0	Lacroix	3	0	1	1	0
Luce	4	0	2	2	2	Leduc	3	0	1	1	0
Schoenfeld	4	0	1	1	9	Plante	3	0	1	1	2
Dudley	4	1	0	1	0	Hoganson	4	0	1	1	0
McClanahan	1	0	1	1	0	Hogosta	1	0	0	0	0
Korab	2	0	1	1	2	Chipperfield	1	0	0	0	2
Sauve	3	0	1	1	1	Richard	1	0	0	0	0
Playfair	3	0	1	1	2	Sleigher	1	0	0	0	0
Dunn	4	0	1	1	5	Ro. Cloutier	1	0	0	0	0
Edwards	1	0	0	0	0	B. Stewart	1	0	0	0	0
Ruff	1	0	0	0	0	Bernier	1	0	0	0	0
Savard	2	0	0	0	0	Martin	1	0	0	0	0
Gould	3	0	0	0	0	Legge	2	0	0	0	2
Van Boxmeer	4	0	0	0	4	Cote	2	0	0	0	2
						P. Stewart	2	0	0	0	0
						Smrke	2	0	0	0	0
						Dion	3	0	0	0	5
						Brackenbury	3	0	0	0	0
						Baxter	4	0	0	0	15
						Lariviere	4	0	0	0	2
						Fitchner	4	0	0	0	12
TOTALS	4	15	26	41	43	TOTALS	4	7	12	19	57

SCORING

BUFFALO GOALIES	GPI	Mins	GA	SO	EN	Avg Saves	Effcy	W	L	T	
Sauve	3	180	4	1	0	1.33	58	93.5	2	1	0
Edwards	1	60	3	0	0	3.00	27	90.0	1	0	0
QUEBEC GOALIES	GPI	Mins	GA	SO	EN	Avg Saves	Effcy	W	L	T	
Hogosta	1	60	3	0	0	3.00	22	88.0	0	1	0
Dion	3	180	12	0	0	4.00	95	88.7	1	2	0

GAME WINNING GOALS: Selling, Gare (2), Hislop

POWER PLAY GOALS: Martin, McKegney, Gare, Smith

SHORT HANDED GOAL: Hislop

BUFFALO	GP	G	A	PTS	PIM	ST. LOUIS	GP	G	A	PTS	PIM
Martin	4	4	5	6	6	Federko	4	3	4	4	7
Selling	4	2	1	4	6	Babych	4	0	5	5	2
Perreault	4	1	4	2	6	Brownschidle	4	1	3	4	8
Gare	4	4	5	6	6	Sutter	4	2	1	3	0
Smith	4	2	1	3	0	Patey	4	2	0	2	0
Ramsay	4	4	2	3	3	Turnbull	4	4	1	2	2
Van Boxmeer	4	1	2	3	8	Klassen	4	0	0	1	0
Dunn	4	0	2	2	2	Currie	2	1	0	1	0
McKegney	4	4	0	2	0	Dunlop	3	1	0	1	4
Schultz	1	1	0	1	0	Zuke	4	3	1	1	1
Dudley	4	1	1	1	0	Crombeen	4	0	0	1	1
Sauve	2	0	1	1	0	Monahan	4	0	1	1	4
Savard	2	0	1	1	1	Kea	4	0	0	1	0
Schoenfeld	4	0	1	1	1	Crawford	1	0	0	0	0
Playfair	4	0	1	1	1	Lamy	1	0	0	0	2
Luce	4	4	0	1	1	Stewart	1	0	0	0	0
Gould	1	0	0	0	0	Laurence	1	0	0	0	0
McClanahan	1	0	0	0	0	Lut	2	0	0	0	0
Ramsey	1	0	0	0	0	Stanowski	2	0	0	0	0
Korab	1	0	0	0	0	Maxwell	2	0	0	0	0
Edwards	2	0	0	0	0	Komadovski	2	0	0	0	0
Mongrain	2	0	0	0	0	Chapman	2	0	0	0	0
Ruff	3	0	0	0	0	Lefley	2	0	0	0	0
Hajt	4	0	0	0	0	Michaletti	3	0	0	0	2
						Lapointe	4	0	0	0	2
TOTALS	4	17	26	43	30	TOTALS	4	12	19	31	30

SCORING

BUFFALO GOALIES	GPI	Mins	GA	SO	EN	Avg Saves	Effcy	W	L	T	
Edwards	2	118	6	0	0	3.05	45	88.2	0	2	0
Sauve	2	120	6	0	0	3.00	47	88.6	2	0	0
ST. LOUIS GOALIES	GPI	Mins	GA	SO	EN	Avg Saves	Effcy	W	L	T	
Lut	2	119	5	0	1	2.52	45	90.0	1	1	0
Stanowski	2	120	11	0	0	5.50	66	85.7	1	1	0

GAME WINNING GOALS: Dudley, Gare, Brownschidle, Federko

POWER PLAY GOALS: Ramsay, Gare, Smith, Dunlop, Currie



	GP	W	L	T	GF	GA
Buffalo	4	4	0	0	21	10
Toronto	4	0	4	0	10	21



AT BUFFALO

Dec. 27 — Buffalo	5	Toronto	3
Apr. 6 — Buffalo	7	Toronto	3

AT TORONTO

Nov. 3 — Buffalo	4	Toronto	3
Mar. 22 — Buffalo	5	Toronto	1

GOALS BY PERIOD	1	2	3	TOT	SHOTS ON GOAL	1	2	3	TOT
Buffalo	4	11	6	21	Buffalo	37	48	39	124
Toronto	1	2	7	10	Toronto	31	30	47	108

BUFFALO	GP	G	A	PTS	PIM	TORONTO	GP	G	A	PTS	PIM
Gare	4	5	2	7	0	Saganjuk	4	3	0	3	14
McKegney	4	3	4	7	2	Anderson	4	2	0	2	4
Smith	4	1	6	7	0	Williams	4	2	0	2	4
Perreault	4	4	1	5	2	Hickey	4	2	0	2	4
Dudley	4	4	3	4	2	Salmring	4	4	0	2	6
Luce	4	1	3	4	2	Sittler	4	0	2	2	4
Van Boxmeer	4	0	3	3	4	Butler	4	1	0	1	2
Selling	4	0	3	3	0	Ellis	4	4	1	1	4
Dunn	4	1	1	2	2	Turnbull	4	1	0	1	0
Halt	4	1	1	2	2	Carriere	4	1	0	1	0
Schoenfeld	4	1	1	2	2	Mulhern	4	2	0	1	0
Marti	4	1	1	2	2	Quenneville	4	0	1	1	0
Ramsay	4	2	2	2	2	Derago	4	2	0	1	2
Ramsay	4	0	2	2	0	Kaszycki	4	0	1	1	0
Korab	4	1	1	2	2	McDonald	4	2	0	1	1
Mongrain	3	1	0	1	1	McKechnie	4	0	1	1	0
Ruff	2	0	0	1	1	Burrows	4	4	0	1	0
Playfair	2	0	1	1	1	Boschman	4	4	0	1	0
Gould	1	0	0	0	0	Vaive	4	0	0	0	2
Schultz	1	0	0	0	0	Maggs	1	1	0	0	0
McClanahan	2	0	0	0	0	Brewer	1	1	0	0	0
Edwards	4	0	0	0	0	Farrish	1	0	0	0	0
						Crha	1	0	0	0	0
						Harrison	1	0	0	0	0
						Hotham	1	0	0	0	0
						Boutette	1	0	0	0	0
						Wilson	2	0	0	0	0
						Palmateer	2	0	0	0	0
						Martin	2	0	0	0	0
						Palement	2	0	0	0	0
						Maloney	2	0	0	0	0

S C C O R I N G

TOTALS	4	21	35	56	40	TOTALS	4	10	16	26
--------	---	----	----	----	----	--------	---	----	----	----

BUFFALO GOALIES	GPI	Mins	GA	SO	EN	Avg Saves	Effcy	W	L
Edwards	4	240	10	0	0	2.50	98	90.7	4

TORONTO GOALIES	GPI	Mins	GA	SO	EN	Avg Saves	Effcy	W	L
Harrison	1	59	4	0	1	3.93	29	87.8	0
Crha	1	60	5	0	0	5.00	26	83.8	0
Palmateer	2	120	11	0	0	5.50	48	81.3	0

GAME WINNING GOALS: Korab, Schoenfeld, McKegney, Smith
POWER PLAY GOALS: Dunn, Perreault, Gare, Hickey



	GP	W	L	T	GF	GA
Buffalo	4	1	0	3	11	8
Vancouver	4	0	1	3	8	11



AT BUFFALO

Oct. 21 — Buffalo	3	Van.	3
Feb. 3 — Buffalo	3	Van.	0

AT VANCOUVER

Jan. 18 — Buffalo	2	Van.	3
Mar. 19 — Buffalo	3	Van.	2

GOALS BY PERIOD	1	2	3	TOT	SHOTS ON GOAL	1	2	3	TOT
Buffalo	3	5	3	11	Buffalo	48	51	29	128
Van.	3	4	1	8	Van.	21	37	25	83

BUFFALO	GP	G	A	PTS	PIM	VAN.	GP	G	A	PTS	PIM
Gare	3	2	1	3	2	Lever	3	3	0	3	0
Van Boxmeer	4	2	1	3	0	Gradin	4	0	3	3	0
Selling	4	2	0	2	17	Lindgren	4	4	0	3	4
Martin	4	4	1	2	0	Smyl	4	2	0	2	4
Perreault	4	4	1	2	2	Goodenough	4	4	0	2	12
Smith	4	1	1	2	0	Fraser	1	0	2	2	0
Halt	4	4	0	2	0	Blight	1	4	1	1	0
McKegney	4	4	0	2	2	Boldrey	1	1	0	1	0
Schoenfeld	4	4	0	2	2	Ashton	1	1	0	1	0
Savard	4	3	1	2	4	Kearns	2	3	0	1	0
Luce	4	0	1	0	1	Vaive	3	3	0	1	4
Gould	4	1	0	1	0	McCarthy	4	0	1	1	1
Mongrain	1	0	1	1	0	Bromley	4	0	0	1	0
Dudley	2	0	1	1	4	Butler	1	0	0	0	0
Playfair	4	0	1	1	4	Callander	1	0	0	0	2
Ramsay	4	0	1	1	13	Wanno	1	0	0	0	0
Edwards	4	0	1	1	4	McIlhargey	1	0	0	0	2
Ramsay	1	0	0	0	0	Ridley	1	0	0	0	0
McClanahan	1	0	0	0	2	Rota	1	0	0	0	0
Ramsay	1	0	0	0	0	Seidbauer	1	0	0	0	0
Schultz	1	0	0	0	0	B. Smith	1	0	0	0	0
Korab	2	0	0	0	0	Williams	1	0	0	0	0
Save	3	0	0	0	0	Brasar	1	0	0	0	0
Dunn	3	0	0	0	0	Hanlon	2	0	0	0	0
Ruff	4	0	0	0	0	Hughes	2	0	0	0	0
						Logan	2	0	0	0	0
						Maney	2	0	0	0	0
						Derago	3	0	0	0	0
						Gillis	3	0	0	0	0
						Lupul	3	0	0	0	10
						Oddiefson	4	0	0	0	0
						Snepests	4	0	0	0	0

S C C O R I N G

TOTALS	4	11	16	27	63	TOTALS	4	8	13	21	63
--------	---	----	----	----	----	--------	---	---	----	----	----

BUFFALO GOALIES	GPI	Mins	GA	SO	EN	Avg Saves	Effcy	W	L
Save	3	180	6	1	0	2.00	62	91.1	1
Edwards	1	60	2	0	0	2.00	13	86.6	0

VANCOUVER GOALIES	GPI	Mins	GA	SO	EN	Avg Saves	Effcy	W	L
Hanlon	2	120	5	0	0	2.50	61	92.4	0
Bromley	1	60	3	0	0	3.00	25	89.2	0
Ridley	1	60	3	0	0	3.00	31	91.1	0

GAME WINNING GOAL: Savard
GAME TIEING GOALS: Gare, Luce, Lever
POWER PLAY GOALS: Selling (2), Perreault, Lever (2), Boldrey



GP	W	L	T	GF	GA
Buffalo	4	4	0	19	7
Wash.	4	0	0	7	19



GP	W	L	T	GF	GA
Buffalo	4	3	0	16	10
Winn.	4	0	3	1	10



AT BUFFALO

Oct. 11 — Buffalo	6	Wash.	3	Nov. 10 — Buffalo	5	Wash.
Dec. 2 — Buffalo	2	Wash.	0	Nov. 24 — Buffalo	6	Wash.

AT WASHINGTON

Dec. 31 — Buffalo	6	Winn.	2	Dec. 19 — Buffalo	3	Winn.
Feb. 20 — Buffalo	4	Winn.	3	Mar. 12 — Buffalo	3	Winn.

AT WINNIPEG

PERIOD	1	2	3	TOT	SHOTS ON GOAL	1	2	3	TOT
Buffalo	3	8	8	19	32	39	44	11	91
Wash.	2	5	0	7	38	34	20	1	63

PERIOD	1	2	3	TOT	SHOTS ON GOAL	1	2	3	TOT
Buffalo	5	7	4	16	55	47	34	136	
Winn.	4	6	0	10	30	38	23	91	

GOALS BY

GOALS BY

PLAYER	GP	G	A	PTS	PIM
Gare	5	3	8	0	0
Perreault	4	3	7	0	8
Martin	4	4	1	5	0
Smith	4	2	3	5	2
Van Boxmeer	4	0	5	2	2
Ramsay	4	1	3	4	0
Dunn	4	0	4	2	2
Seiling	4	0	4	4	2
Ruff	4	1	1	2	7
Luce	4	1	1	2	0
McKegney	4	0	2	2	0
Schoenfeld	3	1	0	2	2
Mongrain	3	0	1	0	2
Dudley	3	0	1	1	2
Hait	4	0	1	1	0
Edwards	4	0	0	0	0
Korab	2	0	0	0	0
Schultz	3	0	0	0	0
Sauve	3	0	0	0	0
Gould	3	0	0	0	5
Playfair	4	0	0	0	6

S C C O R I N G

PLAYER	GP	G	A	PTS	PIM
Gartner	4	1	2	2	3
Edberg	2	2	0	2	2
Waruk	1	1	1	1	2
Scamurra	1	1	1	2	2
Charron	3	1	1	1	2
Svensson	4	0	2	2	2
Lothhouse	3	1	0	1	1
Bouchard	3	1	0	1	1
Lane	2	0	1	1	1
Rowe	3	0	1	1	1
Green	4	0	1	1	1
Picard	4	0	1	1	1
Walter	4	0	1	1	1
Gustafsson	4	0	1	1	1
Inness	4	0	0	0	1
Tremblay	1	0	0	0	0
Hexfall	1	0	0	0	0
Labre	1	0	0	0	0
Rissling	1	0	0	0	0
Coulls	1	0	0	0	0
Noel	1	0	0	0	0
Mackinnon	1	0	0	0	0
Theberge	2	0	0	0	0
Lehtonen	2	0	0	0	0
Jarvis	2	0	0	0	0
Sirois	2	0	0	0	0
Stephenson	3	0	0	0	0
Rausse	3	0	0	0	0
Polis	4	0	0	0	0
Mulvey	4	0	0	0	0

S C C O R I N G

PLAYER	GP	G	A	PTS	PIM
Gare	4	7	2	9	0
Perreault	4	3	5	8	0
McKegney	4	3	1	4	4
Dunn	4	0	3	3	2
Van Boxmeer	4	0	3	3	6
Smith	4	0	3	3	2
Martin	4	1	2	2	4
Schoenfeld	4	0	2	2	4
Selling	4	0	2	2	0
McClanahan	1	0	1	1	0
Gould	3	1	0	2	0
Mongrain	1	0	1	1	0
Savard	2	0	1	1	1
Hait	3	0	1	1	1
Ramsay	4	0	1	1	1
Luce	4	0	1	1	2
Ramsay	4	0	1	1	0
Korab	3	0	0	0	2
Ruff	3	0	0	0	2
Dudley	3	0	0	0	6
Edwards	4	0	0	0	0
Playfair	4	0	0	0	12

TOTALS	4	19	33	52	40	TOTALS	4	7	14	21
--------	---	----	----	----	----	--------	---	---	----	----

TOTALS	4	16	27	43	48	TOTALS	4	10	17	27	56
--------	---	----	----	----	----	--------	---	----	----	----	----

BUFFALO GOALIES

BUFFALO GOALIES

PLAYER	GPI	Mins	GA	SO	EN	Avg Saves	Effic	W	L	T
Sauve	3	180	4	1	0	1.33	71	94.6	3	0
Edwards	1	60	3	0	0	3.00	14	82.3	1	0

PLAYER	GPI	Mins	GA	SO	EN	Avg Saves	Effic	W	L	T
Edwards	4	240	10	0	0	2.50	81	89.0	3	0

WASHINGTON GOALIES

WINNIPEG GOALIES

PLAYER	GPI	Mins	GA	SO	EN	Avg Saves	Effic	W	L	T
Inness	1	59	4	0	1	3.93	18	81.8	0	1
Stephenson	3	180	14	0	0	4.66	78	84.7	0	3

PLAYER	GPI	Mins	GA	SO	EN	Avg Saves	Effic	W	L	T
Hamel	3	178	10	0	0	3.37	83	89.2	0	2
Middlebrook	1	60	6	0	0	6.00	36	85.7	0	1

GAME WINNING GOALS: Martin, Gare, Smith, Mongrain

GAME WINNING GOALS: McKegney (2), Gare

POWER PLAY GOALS: Schoenfeld, Martin, Ramsay, Perreault

POWER PLAY GOALS: Gare (5), Perreault, Lukowich (2), Sullivan, Christian

TEAM	POWER PLAY GOALS		SHORT HANDED GOALS	
	By Buffalo	Against Buffalo	By Buffalo	Against Buffalo
Atlanta	1	0	0	0
Boston	4	4	0	0
Chicago	0	2	1	0
Colorado	3	3	0	0
Detroit	3	4	0	0
Edmonton	5	2	0	3
Hartford	5	3	0	0
Los Angeles	3	3	1	0
Minnesota	0	1	0	0
Montreal	3	3	0	0
NY Islanders	5	3	0	0
NY Rangers	2	0	0	0
Philadelphia	3	1	0	0
Pittsburgh	7	3	0	0
Quebec	4	0	0	1
St. Louis	3	2	0	0
Toronto	3	1	0	0
Vancouver	3	3	0	0
Washington	4	0	0	0
Winnipeg	6	4	0	0
TOTALS	67	42	2	4

1979-80 HAT TRICKS SCORED BY SABRES

Gare, Danny vs. Winnipeg Dec. 31, 1978
 vs. Pittsburgh Feb. 7, 1980
 Martin, Richard vs. St. Louis (4 goals) Mar. 9, 1980

1979-80 HAT TRICKS SCORED AGAINST THE SABRES

Stoughton, Blaine at Hartford Nov. 21, 1978

SABRE PENALTY SHOTS

Apr. 1, 1978 — Gill Perreault unsuccessful against Toronto's Mike Palmatier
 Feb. 22, 1976 — Gill Perreault unsuccessful against Montreal's Ken Dryden
 Feb. 4, 1976 — Gill Perreault unsuccessful against Los Angeles' Rogie Vachon
 Oct. 19, 1975 — Don Luce unsuccessful against Washington's Ron Low
 Feb. 2, 1975 — Don Luce unsuccessful against Kansas City's Denis Herron
 Jan. 25, 1975 — Richard Martin unsuccessful against Montreal's Michel Larocque
 Jan. 31, 1974 — Richard Martin successful against Philadelphia's Bernie Parent at 9:31 of the second period
 Dec. 20, 1973 — John Gould unsuccessful against Montreal's Michel Plasse
 Nov. 7, 1970 — Paul Andrea unsuccessful against Vancouver's Dunc Wilson

WHAT DID THEY WEAR?

- 1 Edwards (79-80, 78-79, 77-78); Crozier (75-76, 74-75, 73-74, 72-73, 71-72, 70-71)
Horton (73-74, 72-73); Watson (71-72, 70-71)
- 2 Dunn (79-80); Stewart (78-79, 77-78); McIntosh (75-76, 74-75);
Guevremont (74-75); Robitaille (74-75, 73-74, 72-73, 71-72); Pratt (70-71)
- 4 Korab (79-80, 78-79, 77-78, 76-77, 75-76, 74-75, 73-74); Pratt (73-74, 72-73, 71-72); McMahon (70-71)
- 5 Van Boxmeer (79-80); Foggolin (78-79, 77-78, 76-77, 75-76, 74-75); Carriere (73-74);
Hillman (72-73, 71-72); Barne (71-72, 70-71)
- 6 Schoenfeld (79-80, 78-79, 77-78, 76-77, 75-76, 74-75, 73-74, 72-73); Hamilton (71-72, 70-71)
- 7 Martin (79-80, 78-79, 77-78, 76-77, 75-76, 74-75, 73-74, 72-73, 71-72);
Robert (72-73); Schmautz (70-71)
- 8 McKeegney (79-80, 78-79); Lorenz (77-78, 76-77, 75-76, 74-75, 73-74, 72-73, 71-72);
R. Martin (71-72); Duff (71-72); Inglis (70-71)
- 9 Dudley (79-80); Richard (78-79, 76-77, 75-76); Dudley (74-75); Grattan (74-75);
Fleming (70-71)
- 10 Ramsay (79-80, 78-79, 77-78, 76-77, 75-76, 74-75, 73-74, 72-73);
Goyette (71-72, 70-71)
- 11 Perreault (79-80, 78-79, 77-78, 76-77, 75-76, 74-75, 73-74, 72-73, 71-72, 70-71)
72-73); Byers (71-72); Krake (70-71)
- 12 Savard (78-79, 77-78, 76-77, 75-76, 74-75, 73-74, 72-73, 71-72); Zaine (71-72);
Wyrozub (70-71)
- 14 Robert (79-80); Boland (78-79); McAdam (78-79, 77-78, 76-77); Dezjel (74-75);
McShaffrey (74-75); Meehan (74-75, 73-74, 72-73, 71-72, 70-71)
- 15 McClanahan (79-80); McShaffrey (74-75); Meehan (74-75, 73-74, 72-73, 71-72, 70-71)
Lemieux (73-74); Wyrozub (72-73); Anderson (71-72, 70-71); Deadmarnsh (71-72)
- 16 Seiling (79-80); Dudley (78-79, 74-75, 73-74, 72-73); D. Smith (78-79); Stanfield (77-78, 76-77, 75-76, 74-75);
Richer (72-73); F. Smith (71-72, 70-71)
O'Shea (71-72, 70-71)
- 17 Gould (79-80, 78-79, 77-78, 76-77, 75-76, 74-75, 73-74, 72-73, 71-72); Duff (70-71);
McDonald (70-71)
- 18 Gare (79-80, 78-79, 77-78, 76-77, 75-76, 74-75); Terbenche (73-74, 72-73);
Mickey (71-72, 70-71)
- 19 Smith (79-80, 78-79, 77-78); Tidey (76-77); Titanic (75-76, 74-75); Stanfield (75-76);
Atkinson (73-74, 72-73, 71-72, 70-71); Lacombe (70-71);
Perry (70-71)
- 20 Luce (79-80, 78-79, 77-78, 76-77, 75-76, 74-75, 73-74, 72-73, 71-72); Duff (70-71);
McDonald (70-71)
- 21 Schultz (79-80, 78-79); Schock (77-78); Spencer (76-77, 75-76, 74-75, 73-74);
Busniuk (73-74); Gould (73-74); Harris (72-73); Ball (71-72);
Mickey (71-72); Keenan (71-72); Andrea (70-71)
- 22 Ruff (79-80); Guevremont (78-79, 77-78, 76-77, 75-76, 74-75); Legace (70-71)
(74-75); Rombough (73-74, 72-73); McKay (72-73, 71-72); Marshall (70-71)
- 23 Ramsey (79-80); Breitenbach (78-79, 76-77, 75-76); Carriere (77-78, 74-75, 73-74, 72-73);
Noris (73-74); Shack (71-72, 70-71); Gould (71-72);
Robert (71-72); Terbenche (70-71)
- 24 Hail (79-80, 78-79, 77-78, 76-77, 75-76, 74-75, 73-74); Bromley (73-74);
McNab (73-74); Wyrozub (73-74); Gould (72-73); Busniuk (72-73);
Evans (71-72); McKay (71-72); Talbot (70-71); Deadmarnsh (70-71)
Myers (70-71); Perry (70-71)
- 25 Mongrain (78-79); Tidey (77-78, 76-77); D. Smith (75-76); Wyrozub (71-72);
Keenan (71-72, 70-71)
- 26 Breitenbach (79-80, 78-79); Kowal (77-78, 76-77); Regan (73-74)
(79-80, 78-79, 77-78, 76-77, 75-76); Bromley (73-74, 72-73);
72-73); Dryden (71-72, 70-71); Ball (70-71)
- 27 Playfair (78-79, 77-78); Edwards (76-77); Bromley (75-76, 74-75, 73-74)
(78-79, 77-78); Edwards (76-77); Bromley (75-76, 74-75, 73-74)
(78-79); Desjardins (77-78, 76-77, 75-76, 74-75); Farr (74-75);
Dryden (73-74, 72-73, 71-72, 70-71); Daley (70-71)
- 28 Sauve (78-79); A. Smith (76-77, 75-76)
(77-78)
- 29 Dunn (79-80, 78-79, 77-78, 76-77, 75-76, 74-75, 73-74, 72-73, 71-72, 70-71)
- 30 Ireland (78-79); A. Smith (76-77, 75-76)
(77-78)
- 31 Weaver (79-80, 78-79, 77-78, 76-77, 75-76, 74-75, 73-74, 72-73, 71-72, 70-71)
- 32 Ramsey (76-77, 75-76, 74-75, 73-74, 72-73, 71-72, 70-71)

SABRE CAPTAINS

Danny Gare 79-80, 78-79, 77-78
 Jim Schoenfeld 76-77, 75-76, 74-75
 Gerry Meehan 73-74, 72-73, 71-72
 Floyd Smith 70-71

SABRES' SCORING STORY

PLAYER	GP	G	A	PTS	PIM
PERREAULT, Gil	753	340	529	869	262
MARTIN, Richard	658	375	299	674	456
ROBERT, Rene	522	222	330	552	401
LUCE, Don	705	201	298	499	285
RAMSAY, Craig	691	180	294	494	141
GARE, Danny	408	214	180	394	552
LORENTZ, Jim	485	134	197	331	141
KORAB, Jerry	464	64	201	265	126
MEEHAN, Gerry	306	94	114	187	759
SCHOENFELD, Jim	466	34	153	187	60
GUEVREMONT, Jocelyn	326	38	130	168	857
DAVARD, Andre	258	65	87	152	189
SUDLEY, Rick	241	60	81	140	106
SEILING, Ric	238	64	76	140	254
HAJT, Bill	432	26	107	133	143
STANFIELD, Fred	248	42	73	115	246
SPENCER, Brian	240	42	72	114	16
MENAB, Peter	154	49	59	108	206
ATKINSON, Steve	255	49	54	96	26
SMITH, Derek	163	41	47	95	102
GOVETTE, Phil	97	18	54	85	24
McADAM, Gary	223	39	45	76	76
FOGOLIN, Lee	329	8	68	84	42
McKEGNEY, Tony	132	31	43	74	34
SHACK, Eddie	106	36	31	67	121
HAMILTON, Al	145	6	58	64	176
RICHARD, Jacques	155	24	38	62	73
ROBITALLE, Mike	170	9	46	54	122
CARRIERE, Larry	206	8	43	52	284
VAN BOXMEER, John	80	11	40	51	55
MARSHALL, Don	82	20	29	49	6
DUNN, Richie	129	7	37	44	89
MARTIN, Terry	148	20	22	42	50
HILLMAN, Larry	121	6	35	41	114
PRATT, Tracy	210	2	39	41	398
GRATTON, Norm	102	15	23	38	30
HARRIS, Hugh	60	12	26	38	17
MICKEY, Larry	117	20	14	34	65
BARRIE, Doug	102	6	28	34	219
ANDREA, Paul	47	11	21	32	65
ANDERSON, Ron	111	14	16	30	42
KEENAN, Larry	66	14	20	29	61
GOULD, John	92	14	12	26	11
DUFF, Dick	61	9	15	24	11
EVANS, Chris	61	6	18	24	11
OSHEA, Kevin	93	10	13	23	61
HORTON, Tim	124	1	22	23	105
TERBENCHE, Paul	118	1	22	23	61
STEMWART, Bill	81	2	19	21	105
RUFF, Lindy	63	3	17	20	118
WATSON, Jim	144	5	14	19	118
WYROZUB, Randy	100	8	15	19	246
SMITH, Floyd	83	6	10	18	118
ROMBOUGH, Doug	51	8	12	18	44
LAWSON, Danny	78	8	9	17	44
BYERS, Mike	46	10	6	16	118
FLEMING, Reg	78	6	7	16	159
PLAYFAIR, Larry	105	9	10	16	206
BREITENBACH, Ken	68	2	13	15	118
SCHMAUTZ, Cliff	26	5	13	14	118
MONGRAIN, Bob	34	4	6	10	61
KRAKE, Skip	74	4	5	9	61
SCHOCK, Ron	40	4	5	8	61
McCLANAHAN, Rob	13	4	5	7	61
RAMSEY, Mike	13	2	5	7	61
TALBOT, Jean-Guy	57	1	7	7	61

PLAYER	GP	G	A	PTS	PIM
EDWARDS, Don	200	41	22	7	30
SCHULTZ, Dave	222	22	76	6	114
KOWAL, Joe	76	56	63	5	13
SAUVE, Bob	63	24	24	4	4
DEADMARSH, Butch	22	22	1	3	2
BROWLEY, Gary	40	40	2	4	4
ZAINE, Rod	22	22	1	2	4
BOLAND, Mike	22	22	1	2	4
McKAY, Ray	40	40	1	2	4
BUSNIUK, Ron	66	66	0	3	29
CROZIER, Roger	202	202	0	3	18
LEMIEUX, Real	11	11	0	3	13
McINTOSH, Paul	47	47	0	3	22
DRYDEN, Dave	120	120	0	2	4
LACOMBE, Francois	1	1	0	2	66
BALL, Terry	12	12	0	2	4
INGLIS, Billy	14	14	0	2	4
DESJARDINS, Gerry	116	116	0	2	6
PERRY, Brian	1	1	0	1	6
RELAND, Randy	1	1	0	1	6
RAMSEY, Wayne	2	2	0	1	4
LAGACE, Jean-Guy	2	2	0	1	0
McSHEFFREY, Bryan	3	3	0	1	0
RICHER, Bob	3	3	0	1	0
TIDEY, Alex	3	3	0	1	2
McDONALD, Brian	3	3	0	1	0
McMAHON, Mike	12	12	0	1	0
MYERS, Hap	12	12	0	1	0
NORIS, Joe	13	13	0	1	0
TITANIC, Morris	18	18	0	1	0
TOTALS	792	792	2799	4479	7278

GOALIE	GPI	MINS	GA	SO	EN	AVG	W	L	T
EDWARDS, D	200	11769	531	11	6	2.70	107	50	40
DESJARDINS, G	116	6802	319	5	2	2.81	66	30	18
SAUVE, B	76	4154	205	4	1	2.96	37	22	11
DRYDEN, D	120	6440	328	5	8	3.06	43	45	20
BROWLEY, G	63	3445	184	4	2	3.20	29	17	14
CROZIER, R	202	10980	591	10	11	3.23	74	76	29
SMITH, A	21	1105	62	0	1	3.37	9	6	2
FARR, R	19	722	42	0	2	3.49	2	6	3
DALEY, J	38	2073	128	1	2	3.70	12	16	8
IRELAND, R	2	30	3	0	0	6.00	0	0	0
TOTALS	792	47520	2395	40	35	3.02	379	268	145

SABRES' 1979-80 RECORD BY MONTH


AT HOME	GP	W	L	T	GF	GA	PTS
October	6	4	1	1	27	17	9
November	6	4	1	1	28	19	9
December	9	7	2	0	35	19	14
January	5	3	1	1	24	13	7
February	7	4	0	3	26	25	11
March	5	3	0	2	15	10	8
April	2	2	0	0	15	6	4
TOTALS	40	27	5	8	180	95	62
ON ROAD	GP	W	L	T	GF	GA	PTS
October	5	2	2	1	10	9	5
November	7	5	2	0	28	16	10
December	8	4	2	2	17	26	6
January	8	4	2	2	33	15	10
February	6	3	3	0	16	18	6
March	7	1	1	5	20	15	7
April	2	2	0	0	14	3	4
TOTALS	40	20	12	8	138	106	48

SABRES' ALL-TIME COACHING RECORDS (REGULAR SEASON)

COACH	Games Coached	Wins	Losses	Ties	Percentage
SCOTT BOWMAN June, 1979 — May, 1980	54	33	11	10	.704
FLOYD SMITH May, 1974 — May, 1977	241	143	62	36	.668
ROGER NELSON Dec., 1979 — Mar., 1980	26	14	6	6	.654
MARCEL PRONOVOST Oct., 1977 — Dec., 1978	104	52	29	23	.611
BILLY INGLIS Dec., 1978 — June, 1979	56	28	18	10	.589
JOE CROZIER Jan., 1972 — May, 1974	192	77	80	35	.492
GEORGE "PUNCH" IMLACH Oct., 1970 — Jan., 1972	119	32	62	25	.378
(PLAYOFFS)					
SCOTT BOWMAN—1980	14	9	5		.642
FLOYD SMITH—1977, 1976, 1975	32	16	16		.500
MARCEL PRONOVOST—1978	8	3	5		.375
BILLY INGLIS—1979	3	1	2		.333
JOE CROZIER—1973	6	2	4		.333

AT HOME

Detroit	25	19	4	2	111	54	40
Minnesota	25	18	4	3	105	55	39
Toronto	30	18	10	2	112	79	38
St. Louis	23	16	4	5	93	58	35
Los Angeles	25	15	5	5	102	67	35
Pittsburgh	25	13	3	9	104	60	35
Vancouver	24	15	7	4	91	57	35
New York Rangers	25	15	5	4	117	84	34
Cleveland	23	13	5	5	94	63	33
Chicago	24	13	6	5	85	60	31
Boston	29	13	11	5	113	100	31
New York Islanders	18	9	3	4	60	40	26
Montreal	25	12	8	4	62	32	26
Washington	14	9	1	4	75	30	25
Philadelphia	23	10	1	1	70	66	25
Colorado	12	10	1	1	58	28	24
Atlanta	18	8	7	3	75	61	21
Winnipeg	2	2	0	0	10	7	19
Hartford	2	2	0	0	13	5	4
Edmonton	2	1	1	0	7	4	4
Quebec	2	1	1	0	13	11	3
TOTALS	396	234	94	68	1566	1060	536



TEN YEARS IN THE NHL

BUFFALO VERSUS	GP	W	L	T	GF	GA	PTS
Minnesota	50	32	12	6	189	125	171
Toronto	59	31	23	5	207	171	171
Los Angeles	50	25	14	11	179	154	147
Detroit	51	28	19	4	185	147	147
Pittsburgh	50	20	11	19	196	154	154
Cleveland	46	25	13	8	191	139	139
New York Rangers	49	22	18	9	183	173	173
St. Louis	46	22	16	8	150	144	144
Vancouver	48	21	17	10	161	146	146
Boston	59	21	30	8	208	230	230
Washington	28	23	2	3	143	70	70
Chicago	47	19	17	11	134	125	125
New York Islanders	37	20	9	8	109	84	84
Colorado	24	19	2	3	107	59	59
Montreal	50	14	24	12	137	187	187
Atlanta	35	15	11	9	135	111	111
Philadelphia	47	11	27	9	118	162	162
Winnipeg	4	3	1	0	16	10	10
Quebec	4	3	1	0	15	7	7
Edmonton	4	3	1	0	14	11	11
Hartford	4	3	1	0	14	11	11
TOTALS	792	379	268	145	2799	2428	2428

ON ROAD

Minnesota	25	14	8	3	84	70	31
Toronto	29	13	13	3	95	92	29
Cleveland	23	12	9	2	97	76	27
Los Angeles	25	10	8	6	77	87	26
Washington	14	11	1	2	68	38	24
Pittsburgh	25	7	8	10	92	94	24
New York Islanders	19	9	6	4	49	44	22
Colorado	12	9	1	2	49	31	20
Atlanta	17	7	4	6	64	50	20
Detroit	26	9	15	2	74	93	20
New York Rangers	30	8	11	6	66	89	20
Boston	24	7	19	3	95	130	19
Chicago	23	6	11	6	49	65	18
Vancouver	24	6	12	6	70	89	18
St. Louis	24	6	12	6	57	86	17
Montreal	23	5	16	4	75	117	14
Philadelphia	25	5	18	5	48	96	14
Quebec	24	2	0	0	6	1	7
Winnipeg	2	1	0	0	6	1	4
Edmonton	2	1	0	0	6	5	3
Hartford	2	1	1	0	9	8	3
TOTALS	396	145	174	77	1233	1368	367

AWARDS AND TROPHIES

Most Valuable Player — Wilkinson Sword Award: Chosen by team members, this award consisted of an engraved, full-size sword and a \$500 check, presented by the Wilkinson Sword Division. Discontinued after 1974-75.

1974-75	Rene Robert	1971-72	Roger Crozier
1973-74	Don Luce	1970-71	Gil Perreault
1972-73	Tim Horton		

Most Improved Player — The Buffalo Evening News Trophy: By a vote of his teammates, the player showing the most improvement over the course of the season. Until 1975-76 this award was presented by the Wilkinson Sword Division. Discontinued after 1978-79.

1978-79	Bob Sauve	1973-74	Rick Dudley and Craig Ramsay
1977-78	Lee Fogolin	1972-73	Dave Dryden
1976-77	Gary McAdam	1971-72	Don Luce
1975-76	Lee Fogolin	1970-71	Doug Barrie
1974-75	Rick Dudley		

The Seventh Player Award — The Buffalo Evening News Trophy: This award is presented to the most inspirational player, as selected by the Buffalo Evening News hockey staff.

1979-80 Jim Schoenfeld

The Charley Barton Memorial Silver Stick Award: Presented by the Buffalo Courier Express in memory of the late hockey writer, Charley Barton, to the player who best exemplifies Charley's love of the game.

1979-80	Bill Hait	1975-76	Danny Gare
1978-79	Ric Seiling	1974-75	Gil Perreault
1977-78	Don Edwards	1973-74	Craig Ramsay
1976-77	Jim Schoenfeld	1972-73	Don Luce

The Star of Stars Trophy: For consistent home performance as reflected in the Three Star selections.

1979-80	Gil Perreault	1974-75	Rene Robert
1978-79	Richard Martin	1973-74	Richard Martin
1977-78	Don Edwards	1972-73	Gil Perreault
1976-77	Gil Perreault	1971-72	Roger Crozier
1975-76	Gil Perreault		

BUFFALO SABRES' BOOSTER CLUB AWARDS

Frank Eddolls Memorial Trophy: Named in honor of the former Buffalo Bison coach and NHL defenseman, presented to the most popular player, as selected by members of the Booster Club.

1979-80	Derek Smith	1974-75	Craig Ramsay
1978-79	Craig Ramsay	1973-74	Richard Martin
1977-78	Don Edwards	1972-73	Gil Perreault
1976-77	Andre Savard	1971-72	Gil Perreault
1975-76	Danny Gare	1970-71	Gil Perreault

Wayne Larkin Memorial Trophy: Named in honor of the former Buffalo Bison winger presented to the most valuable player as voted by his teammates.

1979-80	Danny Gare	1974-75	Rene Robert
1978-79	Craig Ramsay	1973-74	Richard Martin
1977-78	Don Edwards	1972-73	Tim Horton
1976-77	Gerry Desjardins	1971-72	Roger Crozier
1975-76	Danny Gare	1970-71	Gil Perreault

Tim Horton Memorial Award: Named in honor of the late Buffalo Sabres' defenseman, presented to the player whose performance is far superior to the public recognition he has received, based on a vote of the Booster Club Board of Directors and members of the local sports media.

1979-80	Bill Hait	1974-75	Bill Hait
1978-79	Ric Seiling	1973-74	Craig Ramsay
1977-78	Gary McAdam	1972-73	Jim Lorentz
1976-77	Jim Lorentz	1971-72	Don Luce
1975-76	Brian Spencer	1970-71	Gerry Meehan

Fred T. Hunt Memorial Trophy: Named in honor of the late Buffalo Sabres' assistant general manager and former player, coach and general manager of the AHL Buffalo Bisons, presented to the outstanding rookie as selected by the Booster Club Board of Directors and members of the local sports media.

1979-80	Lindy Ruff
1978-79	Bill Stewart
1977-78	Don Edwards

THE FIRST INDUCTEES INTO THE BUFFALO SABRES' HALL OF FAME

February 10, 1980



George "Punch" Imlach
General Manager
1970-79



Frank Christie
Trainer
1947-present



Roger Crozier
Goaltender
1970-75

OTHER AWARDS

- 1979-80
Vezina Trophy: Don Edwards and Bob Sauve
Official NHL All-Star Second Team Goaltender: Don Edwards
Official NHL All-Star Second Team Defenseman: Jim Schoenfeld
Official NHL All-Star Second Team Right Wing: Danny Gare
Selected to NHL's Prince of Wales Conference Team in All-Star Game: Gil Perreault
 Danny Gare, Jim Schoenfeld, Don Edwards
- 1978-79
Selected to NHL Challenge Cup All-Star Team: Gil Perreault, Jim Schoenfeld
- 1977-78
Official NHL All-Star Second Team Goaltender: Don Edwards
Elected to the NHL Hall of Fame: Marcel Pronovost, Coach
Selected to NHL's Prince of Wales Conference Team in All-Star Game: Gil Perreault
 Richard Martin
- 1976-77
Official NHL All-Star Second Team Left Winger: Richard Martin
Official NHL All-Star Second Team Center: Gil Perreault
Elected to the NHL Hall of Fame: Tim Horton, defenseman
Charlie Conacher Memorial Trophy: Jim Lorentz
Selected to NHL's Prince of Wales Conference Team in All-Star Game: Geoff Desjardins, Gil Perreault, Richard Martin, Jim Schoenfeld
Most Valuable Player in All-Star Game: Richard Martin
- 1975-76
Official NHL All-Star Second Team Left Winger: Richard Martin
Official NHL All-Star Second Team Center: Gil Perreault
Selected to NHL's Prince of Wales Conference Team in All-Star Game: Richard Martin, Jerry Korab, Craig Ramsay
- 1974-75
Bill Masterton Trophy: Don Luce
Official NHL All-Star First Team Left Winger: Richard Martin
Official NHL All-Star Second Team Right Winger: Rene Robert
Official Sporting News Prince of Wales Conference All-Star Team Left Winger: Richard Martin
Selected to NHL's Prince of Wales Conference Team in All-Star Game: Richard Martin, Rene Robert, Gil Perreault, Jerry Korab, Don Luce
- 1973-74
Official NHL All-Star First Team Left Winger: Richard Martin
Official Sporting News East Division All-Star Team Left Winger: Richard Martin
Selected to NHL's East Division Team in All-Star Game: Richard Martin, Dave Dryden, Gil Perreault
- 1972-73
Lady Byng Trophy: Gil Perreault
Selected to NHL's East Division Team in All-Star Game: Richard Martin, Rene Robert
- 1971-72
Selected to NHL's East Division Team in All-Star Game: Richard Martin, Gil Perreault
Hockey News Rookie of the Year: Richard Martin
Sporting News East Division Rookie of the Year: Richard Martin
- 1970-71
Calder Trophy: Gil Perreault
Selected to NHL's East Division Team in All-Star Game: Gil Perreault
Sport Magazine Rookie of the Year in All Pro Sport: Gil Perreault
Sporting News East Division Rookie of the Year: Gil Perreault

SABRES' INDIVIDUAL GAME RECORDS

- Most Goals:** (4) Richard Martin vs. St. Louis, Mar. 9, 1980, vs. Washington, Dec. 21, 1975, vs. Washington, Dec. 3, 1974 and vs. Atlanta, Oct. 22, 1972
 Feb. 1, 1976
- Most Assists:** (5) Gil Perreault vs. St. Louis, Mar. 9, 1980 and at California, Feb. 1, 1976
- Most Points:** (7) Gil Perreault at California, Feb. 1, 1976
- Most Penalty Minutes:** (39) Reg Fleming vs. Pittsburgh, Oct. 18, 1970
 Most Shots on Goal: (12) Jim Schoenfeld vs. Toronto, Dec. 10, 1978; Rene Robert vs. Boston, Apr. 1, 1976
- SABRES' INDIVIDUAL SEASON RECORDS**
- Most Goals:** (56) Danny Gare, 1979-80
Most Assists: (69) Gil Perreault, 1975-76
Most Points: (113) Gil Perreault, 1975-76
Most Penalty Minutes: (184) Jerry Korab and Jim Schoenfeld, 1974-75
Most Regular Season Games Played as a Sabre: (753) Gil Perreault over ten seasons
 Mar. 27, 1973 through Apr. 6, 1980
- Most Goals by a Right Winger:** (56) Danny Gare, 1979-80
Most Points by a Right Winger: (60) Rene Robert, 1974-75
Most Penalty Minutes by a Right Winger: (100) Rene Robert, 1974-75
Most Goals by a Center: (44) Gil Perreault, 1975-76
Most Assists by a Center: (69) Gil Perreault, 1975-76
Most Points by a Center: (113) Gil Perreault, 1975-76
Most Penalty Minutes by a Center: (68) Skip Krake, 1970-71
Most Goals by a Left Winger: (52) Richard Martin, 1974-75, 1973-74
Most Assists by a Left Winger: (49) Craig Ramsay, 1975-76
Most Penalty Minutes by a Left Winger: (95) Richard Martin, 1974-75
Most Goals by a Defenseman: (14) Jerry Korab, 1976-77
Most Assists by a Defenseman: (44) Jerry Korab, 1974-75
Most Points by a Defenseman: (56) Jerry Korab, 1974-75
Most Penalty Minutes by a Defenseman: (184) Jerry Korab and Jim Schoenfeld, 1974-75
- Most Goals by a Rookie:** (44) Richard Martin, 1971-72
Most Assists by a Rookie: (34) Gil Perreault, 1970-71
Most Points by a Rookie: (74) Richard Martin, 1971-72




Most Penalty Minutes by a Rookie: (178) Jim Schoenfeld, 1972-73
Most Minutes Played by a Goalie: (4,209) Don Edwards, 1977-78
Most Wins by a Goalie: (38) Don Edwards, 1977-78
Most Consecutive Wins by a Goalie: (9) Gerry Desjardins, 1976-77
Lowest Goals Against Average (in 25 or more games): (2.36) Bob Sauve, 1979-80
Most Shut-Outs by a Goalie: (5) Don Edwards, 1977-78
Most Penalty Minutes by a Goalie: (12) Don Edwards, 1977-78; Joe Daley, 1970-71
***Most Hat Tricks:** (7) Richard Martin, 1975-76
Most Power Play Goals: (21) Richard Martin, 1974-75
Most Short Handed Goals: (8) Don Luce, 1974-75
Most Game-Winning Goals: (11) Danny Gare, 1979-80
Most Goal Scoring Games in Succession: (7) Gil Perreault, 1976-77; Richard Martin and Rene Robert, 1974-75
Most Assist Scoring Games in Succession: (9) Danny Gare, 1979-80; Gil Perreault, 1974-75
Most Point Scoring Games in Succession: (18) Gil Perreault, 1971-72
 *An NHL Record

SABRES' TEAM GAME RECORDS

Most Goals For: (14) 14-2 win over Washington, Dec. 21, 1975
Most Goals Against: (11) 11-2 loss at Montreal, Nov. 7, 1970
Most Goals—Buffalo and Opponent: (16) 9-7 win over Edmonton, Nov. 18, 1975
 13-3 win at Cleveland, Feb. 25, 1978; 14-2 win over Washington, Dec. 21, 1975
Greatest Winning Margin: (12) 14-2 win over Washington, Dec. 21, 1975
Greatest Losing Margin: (9) 9-0 loss at St. Louis, Mar. 13, 1971; 11-2 loss at Montreal, Nov. 7, 1970
Highest Tie Score: (7-7) vs. St. Louis, Oct. 28, 1978
Lowest Tie Score: (0-0) at Chicago, Oct. 31, 1979; vs. California, Nov. 9, 1972
Most Shots on Goal For: (58) vs. Kansas City, Feb. 2, 1975
Fewest Shots on Goal For: (14) vs. Montreal, Oct. 15, 1970
Most Shots On Goal Against: (72) at Boston, Dec. 10, 1970
Fewest Shots On Goal Against: (8) by Kansas City, Mar. 21, 1976
Most Buffalo Shots, One Period: (26) vs. Cleveland, Feb. 25, 1978
Most Penalty Minutes—Buffalo: (76) vs. Boston, Dec. 13, 1972
Most Penalty Minutes—Opponent: (79) by Montreal, Nov. 24, 1974
Most Penalty Minutes—Buffalo and Opponent: (154) Montreal at Buffalo, Nov. 24, 1974; Boston at Buffalo, Dec. 13, 1972
Fastest Two Buffalo Goals, One Player: (:14) by Richard Martin vs. Washington, Oct. 19, 1975
Fastest Two Goals Against, One Player: (:10) by Darryl Sittler of Toronto, Feb. 19, 1972
Fastest Three Buffalo Goals, One Player: (3:49) by Don Luce at Washington, Dec. 22, 1974
Fastest Three Goals Against, One Player: (4:55) by Rick Kehoe at Pittsburgh, Mar. 10, 1976

***Fastest Two Buffalo Goals:** (:04) by Lee Fogolin and Don Luce vs. California, Oct. 17, 1974
Fastest Two Goals Against: (:07) by Marcel Dionne and Hartland Monahan of Los Angeles, Jan. 11, 1978; Jim Moxey and Wayne Merrick at California, Feb. 1, 1976
Fastest Three Buffalo Goals: (:57) Ric Seiling, Don Luce, Gary McAdam vs. Cleveland, Dec. 8, 1977
Fastest Three Goals Against: (1:04) by Lowell MacDonald, Nick Beverley and Bernie Lukowich at Pittsburgh, Apr. 4, 1974
Fastest Two Goals, Both Teams: (:05) by Richard Martin and Greg Polis of Pittsburgh, Jan. 3, 1974
Fastest Three Goals, Both Teams: (:18) by Jim Moxey, Wayne Merrick and Danny Gare at California, Feb. 1, 1976
Fastest Buffalo Goal from Opening Face-Off: (:07) by Danny Gare vs. Vancouver, Dec. 17, 1978
Fastest Opponent Goal from Opening Face-Off: (:09) by Yvan Courmoyer at Montreal, Dec. 22, 1973
Fastest Buffalo Goal from Start of One Period: (:06) by Jerry Korab vs. NY Rangers, Dec. 4, 1975
 *An NHL Record



SABRES' TEAM SEASON RECORDS

Most Points: (113), 1974-75
Most Home Points: (63), 1972-73
Most Road Points: (51), 1974-75
Fewest Points: (51), 1971-72
Fewest Home Points: (31), 1971-72
Fewest Road Points: (20), 1971-72
Most Wins: (49), 1974-75
Most Home Wins: (30), 1972-73
Most Road Wins: (21), 1976-77, 1974-75
Fewest Wins: (16), 1971-72
Fewest Home Wins: (11), 1971-72
Fewest Road Wins: (5), 1971-72
Most Losses: (43), 1971-72
Most Home Losses: (19), 1971-72
Most Road Losses: (26), 1970-71
Fewest Losses: (16), 1974-75
Fewest Home Losses: (5), 1979-80
Fewest Road Losses: (10), 1974-75
Most Ties: (19), 1971-72
Most Home Ties: (10), 1970-71
Most Road Ties: (11), 1972-73
Fewest Ties: (8), 1976-77

Fewest Home Ties: (3), 1972-73
Fewest Road Ties: (3), 1976-77
Most Goals For: (354), 1974-75
Most Goals For—at Home: (199), 1974-75
Most Goals For—on Road: (155), 1974-75
Fewest Goals For: (203), 1971-72
Fewest Goals For—at Home: (110), 1971-72
Fewest Goals For—on Road: (93), 1971-72
Most Goals Against: (291), 1970-71
Most Goals Against—at Home: (130), 1978-79
Most Goals Against—on Road: (168), 1970-71
Fewest Goals Against: (201), 1979-80
Fewest Goals Against—at Home: (80), 1972-73
Fewest Goals Against—on Road: (106), 1979-80
Longest Winning Streak: (9) Nov. 24, 1979 through Dec. 13, 1979; Dec. 11 through Dec. 29, 1976
Longest Home Winning Streak: (12) Nov. 12, 1972 through Jan. 7, 1973
Longest Road Winning Streak: (6) Dec. 8 through Dec. 29, 1976
Longest Undeclared Streak: (14) Mar. 6 through Apr. 6, 1980
Longest Home Undeclared Streak: (21) Oct. 8, 1972 through Jan. 7, 1973
Longest Road Undeclared Streak: (7) Mar. 12 through Apr. 5, 1980
Most Consecutive Ties: (4) Dec. 22, 29, 31, 1977 and Jan. 1, 1978
Longest Losing Streak: (7) Oct. 25 through Nov. 8, 1970
Longest Home Losing Streak: (4) Jan. 14, 25, 28, 31, 1979
Longest Road Losing Streak: (7) Feb. 6 through 27, 1971; Oct. 14 through Nov. 7, 1970

SABRES' TEAM PLAYOFF RECORDS

One Playoff Year

Most Wins: (10) 1975 (17 games)
Fewest Wins: (1) 1979 (3 games)
Most Losses: (7) 1975 (17 games)
Fewest Losses: (2) 1979 (3 games)
Most Goals For: (53) 1975 (17 games)
Fewest Goals For: (9) 1979 (3 games)
Most Goals Against: (58) 1975 (17 games)
Fewest Goals Against: (9) 1979 (3 games)
Most Shut Outs For: (3) 1980 (14 games)
Most Times Shut Out: (1) 7-0 by Montreal, May 1, 1975
Most Overtime Games: (4) 1975 (17 games)
Longest Winning Streak: (5) Apr. 12, 16, 17, 19, 20, 1980
Longest Losing Streak: (4) Apr. 11, 13, 15, 17, 1977; Apr. 15, 17, 20, 22, 1976
Greatest Winning Margin: (6) 6-0 vs. Vancouver, 1980; 7-1 vs. Minnesota, 1977
Greatest Losing Margin: (7) 7-0 at Montreal, 1975
Most Power Play Goals: (17) 1980 (14 games)
Most Power Play Goals Against: (14) 1975 (17 games)
Most Shorthanded Goals: (2) 1975 (17 games)
Most Shorthanded Goals Against: (3) 1980 (14 games)
Most Shots on Goal: (532) 1975 (17 games)
Fewest Shots on Goal: (186) 1973 (6 games)
Fewest Shots on Goal Against: (459) 1975 (17 games)
Fewest Shots on Goal Against: (144) 1977 (6 games)
Most Buffalo Penalty Minutes: (276) 1975 (17 games)
Most Opponents Penalty Minutes: (243) (17 games)

One Game Only

Most Goals: (7) at New York Islanders, May 6, 1980; at Minnesota, Apr. 7, 1977
Most Goals Against: (8) at Montreal, May 3, 1975
Most Goals, Buffalo and Opponent: (11) 7-4 win at New York Islanders, May 6, 1980; 7-4 loss at New York Islanders, May 3, 1980; 6-5 win over Montreal, Apr. 27, 1975
Most Shots on Goal: (57) vs. St. Louis, Apr. 8, 1976
Fewest Shots on Goal: (15) vs. New York Islanders, May 8, 1980
Most Shots on Goal Against: (48) by Chicago, Apr. 20, 1980
Most Buffalo Penalty Minutes: (14) by Chicago, Apr. 22, 1975
Most Opponent Penalty Minutes: (57) vs. Philadelphia, Apr. 22, 1978 and vs. Montreal, May 3, 1975
Most Penalty Minutes, Buffalo and Opponent: (49) by Philadelphia, Apr. 22, 1978
Apr. 22, 1978
Fastest Two Buffalo Goals, One Player: (1:41) Gill Perreault vs. New York Islanders, May 6, 1980
Fastest Two Goals Against, One Player: (:27) Guy Lafleur of Montreal, May 6, 1980
Fastest Three Buffalo Goals, One Player: (:30:18) Gill Perreault vs. New York Islanders, May 6, 1980
Fastest Three Goals Against, One Player: (:30:04) Yvan Cournoyer of Montreal, Apr. 5, 1973
Fastest Two Buffalo Goals: (:17) Danny Gare, Richard Martin vs. Philadelphia, May 20, 1975
Fastest Two Goals Against: (:16) Peter Mahovlich, Murray Wilson of Montreal, Apr. 8, 1973
Fastest Three Buffalo Goals: (:5:25) Jim Lorentz, Richard Martin, Rene Robert vs. Chicago, Apr. 20, 1975
Fastest Three Goals Against: (:5:40) Guy Lafleur, Yvon Lambert, Guy Lapointe of Montreal, May 3, 1975
Fastest Two Goals, Both Teams: (:05) Gill Perreault and Jim Hamilton of Pittsburgh, Apr. 14, 1979
Fastest Buffalo Goal from Opening Face Off: (1:06) Gill Perreault vs. Montreal, Apr. 5, 1973
Fastest Opponent Goal from Opening Face Off: (:32) Guy Lapointe of Montreal, Apr. 27, 1975
Shortest Over-time Game: (:0:47) Pittsburgh win over Buffalo, Apr. 14, 1979
Longest Over-time Game: (:81:20) New York Islanders win over Buffalo, May 1, 1980 on goal by Bob Nyström



SABRES' INDIVIDUAL PLAYOFF RECORDS

ONE PLAYOFF YEAR

- Most Goals: (10) Gil Perreault, 1980
- Most Assists: (11) Gil Perreault, 1980
- Most Points: (21) Gil Perreault, 1980
- Most Penalty Minutes: (41) Rick Dudley, 1980
- Most Power Play Goals: (5) Richard Martin, 1975
- Most Short Handed Goals: (1) Don Luce, 1980, 1975; Craig Ramsay, 1976, 1975
- Most Minutes Played by a Goalie: (760) Gerry Desjardins, 1975
- Most Shots on Goal: (66) Gil Perreault, 1975


ONE FINAL SERIES

Vs. Philadelphia, 1975, 6 games

- Most Goals: (2) Danny Gare, Jerry Korab, Don Luce, Richard Martin
- Most Assists: (4) Richard Martin
- Most Points: (6) Richard Martin
- Most Penalty Minutes: (12) Don Luce
- Most Power Play Goals: (1) Jerry Korab, Richard Martin, Gil Perreault
- Most Short Handed Goals: (0)
- Most Minutes Played by a Goalie: (260) Gerry Desjardins
- Most Shots On Goal: (23) Gil Perreault

ONE SEMI-FINAL SERIES

- Most Goals: (6) Gil Perreault vs. New York Islanders, 1980
- Most Assists: (4) Peter McNab vs. Montreal, 1975
- Most Points: (8) Gil Perreault vs. New York Islanders, 1980
- Most Penalty Minutes: (24) Larry Carriere vs. Montreal, 1975
- Most Power Play Goals: (2) Derek Smith vs. New York Islanders, 1980
- Most Short Handed Goals: (1) Don Luce vs. New York Islanders, 1980; vs. Montreal, 1975; Craig Ramsay vs. Montreal, 1975
- Most Minutes Played by a Goalie: (259) Bob Sauve vs. New York Islanders, 1980
- Most Shots on Goal: (27) Richard Martin vs. Montreal, 1975



ONE QUARTER-FINAL SERIES

- Most Goals: (5) Rene Robert vs. Montreal, 1973, 6 games
- Most Assists: (7) Gil Perreault vs. Montreal, 1973, 6 games
- Most Points: (10) Gil Perreault vs. Montreal, 1973, 6 games
- Most Penalty Minutes: (21) Lee Fogolin vs. Philadelphia, 1978, 5 games
- Most Power Play Goals: (3) Richard Martin vs. Chicago, 1975, 5 games
- Most Short Handed Goals: (0)
- Most Minutes Played by a Goalie: (374) Gerry Desjardins vs. NY Islanders, 1976, 6 games
- Most Shots On Goal: (38) Richard Martin vs. Montreal, 1973, 6 games

ONE PRELIMINARY ROUND

- Most Goals: (4) Richard Martin vs. Vancouver, 1980; Jim Lorentz vs. Minnesota, 1977
- Most Assists: (4) Jerry Korab vs. New York Rangers, 1978; Gil Perreault vs. Minnesota, 1977
- Most Points: (5) Gil Perreault vs. Vancouver, 1980
- Most Penalty Minutes: (21) Danny Gare vs. New York Rangers, 1978
- Most Power Play Goals: (1) Derek Smith, Mike Ramsey, Gil Perreault, Richie Dunn, 1979; Danny Gare, Craig Ramsay vs. Vancouver, 1980; Gil Perreault vs. Pittsburgh, 1978; Danny Gare, Craig Ramsay vs. New York Rangers, 1978; Jocelyn Guvermont vs. Minnesota, 1977
- Most Short Handed Goals: (1) Craig Ramsay vs. St. Louis, 1976
- Most Minutes Played by a Goalie: (189) Gerry Desjardins vs. St. Louis, 1976
- Most Shots on Goal: (17) Richard Martin vs. St. Louis, 1976

ONE GAME ONLY

- Most Goals: (3) Gil Perreault vs. New York Islanders, May 6, 1980; Jim Lorentz vs. Minnesota, Apr. 7, 1977
- Most Assists: (4) Gil Perreault vs. Chicago, Apr. 17, 1980
- Most Points: (4) Gil Perreault vs. New York Islanders, May 6, 1980; vs. Chicago, Apr. 17, 1980; Derek Smith vs. New York Islanders, May 6, 1980
- Most Penalty Minutes: (21) Danny Gare vs. New York Rangers, 1978
- Most Power Play Goals: (1) By several players
- Most Short Handed Goals: (1) Don Luce vs. New York Islanders, 1980; Craig Ramsay vs. St. Louis, 1976; Don Luce, Craig Ramsay vs. Montreal, 1975
- Most Minutes Played by a Goalie: (81:20) Bob Sauve vs. New York Islanders, 1980
- Most Shots On Goal: (11) Danny Gare vs. St. Louis, 1976

Buffalo Sabres' 1980-81 Roster

Player	Hgt.	Wgt.	Place of Birth	Date	1979-80 Club	1979-80 Record		
						G	A	Pts.
FORWARDS								
ARMY, Bill	6-00	185	E. Providence, R.I.	9-11-57	Boston College	20	24	44
CARTER, Ron	6-01	205	Montreal, Que.	3-14-58	Houston	40	30	70
CROWLEY, Paul	5-09	182	Montreal, Que.	12-26-55	Rochester	24	37	61
DUDLEY, Rick	6-00	190	Toronto, Ont.	1-31-49	Buffalo	11	22	33
GARE, Danny	5-09	175	Nelson, B.C.	5-15-54	Buffalo	56	33	89
HALYK, Chris	5-09	166	Stoney Creek, Ont.	6-20-59	Rochester	28	34	62
HAMEL, Gilles	6-00	183	Asbestos, Que.	3-18-60	Chicoutimi	86	70	156
HAWORTH, Alan	5-10	188	Drummondville, Que.	9-1-60	Sherbrooke	28	36	64
HORACHEK, Peter	6-01	195	Stoney Creek, Ont.	1-26-60	Oshawa	35	67	102
LEFEBVRE, Normand	5-10	175	Montreal, Que.	5-24-58	Rochester	17	6	23
LUCE, Don	6-02	185	London, Ont.	10-2-48	Buffalo	14	29	43
MARTIN, Richard	5-11	180	Verdun, Que.	7-26-51	Buffalo	45	34	79
McCLANAHAN, Rob	5-10	180	St. Paul, Minn.	1-9-58	Buffalo	2	5	7
McKEGNEY, Tony	6-01	198	Montreal, Que.	2-15-58	Buffalo	23	29	52
MONGRAIN, Bob	5-10	165	La Sarre, Que.	8-31-59	Buffalo-Rochester	29	30	59
PATRICK, Steve	6-04	206	Winnipeg, Man.	2-4-61	Brandon	28	38	66
PERREAULT, Gil	6-00	202	Victoriaville, Que.	11-13-50	Buffalo	40	66	106
RAMSAY, Craig	5-10	176	Weston, Ont.	3-17-51	Buffalo	21	39	60
SAUVE, Jean Francois	5-06	175	Ste. Genevieve, Que.	1-23-60	Three Rivers	63	124	187
SAVARD, Andre	6-01	184	Temiscamingue, Que.	2-9-53	Buffalo-Rochester	14	27	41
SEILING, Ric	6-01	178	Elmira, Ont.	12-15-57	Buffalo	25	35	60
SMITH, Derek	5-11	175	Quebec City, Que.	7-31-54	Buffalo	24	39	63
SUWEK, Richard	5-11	200	Lachine, Que.	1-25-59	Rochester	8	22	30
WICHROWSKI, Mark	6-00	188	Brantford, Ont.	8-9-60	Kingston	12	17	29
DEFENSEMEN								
BOLAND, Mike	6-00	190	London, Ont.	10-29-54	Rochester	4	28	32
DUNN, Richie	6-00	192	Boston, Mass.	5-12-57	Buffalo	7	31	38
FENVYES, Dave	5-11	188	Dunnville, Ont.	4-29-60	Peterborough	9	36	45
HAJT, Bill	6-03	204	Borden, Sask.	11-18-51	Buffalo	4	12	16
PLAYFAIR, Larry	6-04	201	Fort St. James, B.C.	6-23-58	Buffalo	2	10	12
RAMSEY, Mike	6-03	190	Minneapolis, Minn.	12-3-60	Buffalo	1	6	7
ROBINSON, Mark	6-01	192	Prince Albert, Sask.	3-30-60	Victoria	9	55	64
RUFF, Lindy	6-02	190	Warburg, Alta.	2-17-60	Buffalo	5	14	19
SCHOENFELD, Jim	6-02	208	Galt, Ont.	9-4-52	Buffalo	9	27	36
STEWART, Bill	6-02	190	Toronto, Ont.	10-6-57	Rochester	12	28	40
VAN BOXMEER, John	6-00	185	Petrolia, Ont.	11-20-52	Buffalo	11	40	51
						Mins.	GA	SO
CLOUTIER, Jacques	5-07	154	Noranda, Que.	1-3-60	Three Rivers	3222	231	2
EDWARDS, Don	5-09	165	Hamilton, Ont.	9-28-55	Buffalo	2920	125	2
SAUVE, Bob	5-08	168	Ste. Genevieve, Que.	6-17-55	Buffalo	1880	74	4

	Dunn		Korab		Van Boxmeer		Schoenfeld		Martin		
	G	A	G	A	G	A	G	A	G	A	
Atlanta	1	1	0	0	0	2	0	0	2	5	3
Boston	0	1	0	1	0	1	0	1	0	3	2
Chicago	0	0	0	0	0	0	0	1	0	0	3
Colorado	0	2	0	1	0	3	1	1	1	2	3
Detroit	0	1	0	0	1	4	1	4	4	4	3
Edmonton	2	1	0	3	1	2	1	0	2	4	4
Hartford	2	1	0	0	0	1	0	1	2	2	1
Los Angeles	2	4	0	0	0	2	1	1	1	0	4
Minnesota	0	0	0	0	1	1	0	0	2	1	2
Montreal	0	1	0	0	0	2	0	0	1	2	0
NY Islanders	1	1	0	0	1	2	1	0	2	2	1
NY Rangers	1	1	0	0	0	1	0	0	1	2	1
Philadelphia	0	2	0	0	1	4	0	0	1	1	4
Pittsburgh	0	4	0	1	0	1	0	1	4	4	2
Quebec	0	1	0	0	1	0	1	0	1	4	2
St. Louis	0	2	0	0	0	1	0	1	1	5	1
Toronto	1	1	0	0	0	3	1	1	1	1	1
Vancouver	0	0	0	0	2	1	0	1	2	1	1
Washington	0	4	0	0	0	5	1	0	2	4	1
Winnipeg	0	3	0	0	0	3	1	0	2	1	1
TOTALS	7	31	1	10	11	40	9	27	45	34	

	McClanahan		Selling		Gould		Gare		Smith	
	G	A	G	A	G	A	G	A	G	A
Atlanta	0	1	4	2	1	2	1	1	0	0
Boston	0	0	1	2	0	1	0	1	1	1
Chicago	0	0	0	0	0	0	0	0	0	0
Colorado	0	0	3	1	0	1	0	2	1	1
Detroit	0	0	0	0	0	0	0	3	2	2
Edmonton	1	1	0	4	0	0	0	3	2	0
Hartford	0	0	1	3	1	2	1	2	2	0
Los Angeles	0	0	0	2	0	1	0	4	2	3
Minnesota	0	0	2	1	1	1	2	2	1	2
Montreal	0	0	1	1	0	3	0	0	2	2
NY Islanders	0	0	0	2	0	0	0	0	0	1
NY Rangers	0	0	0	1	0	0	0	2	3	2
Philadelphia	0	0	0	0	0	0	0	2	1	1
Pittsburgh	0	0	0	0	0	0	0	2	1	0
Quebec	0	0	4	0	1	0	0	2	0	3
St. Louis	0	1	1	1	0	0	0	4	1	5
Toronto	0	0	2	4	0	0	0	3	2	1
Vancouver	0	0	0	2	0	0	0	2	1	2
Washington	0	0	2	3	0	0	1	2	1	6
Winnipeg	0	0	0	4	0	0	0	1	1	3
TOTALS	2	5	25	35	9	9	56	33	24	39

	McKegney		Dudley		Ramsay		Perrault		Savard	
	G	A	G	A	G	A	G	A	G	A
Atlanta	1	1	0	1	1	2	4	4	0	0
Boston	0	0	0	1	1	3	2	4	0	0
Chicago	1	2	1	1	1	2	0	0	0	0
Colorado	1	1	1	1	1	2	0	3	0	0
Detroit	1	1	0	3	0	4	2	3	1	0
Edmonton	1	1	1	0	1	0	4	7	0	1
Hartford	1	1	1	2	2	3	4	4	0	1
Los Angeles	1	2	3	3	2	3	2	3	0	1
Minnesota	2	1	0	0	2	6	2	0	1	0
Montreal	1	2	0	3	1	1	0	2	0	0
NY Islanders	0	0	0	0	0	0	2	5	0	0
NY Rangers	0	1	0	1	0	1	1	6	0	2
Philadelphia	0	0	0	0	1	0	1	0	0	0
Pittsburgh	1	4	1	1	0	3	5	4	0	2
Quebec	2	1	1	0	1	3	0	4	0	1
St. Louis	0	2	1	0	1	2	1	5	0	0
Toronto	3	4	1	3	0	2	4	1	1	0
Vancouver	0	2	0	1	0	1	1	1	0	0
Washington	0	2	0	1	1	3	4	4	1	0
Winnipeg	3	1	0	0	0	1	3	5	0	1
TOTALS	23	29	11	22	21	39	40	66	3	10

	Luce		Schultz		Ruff		Ramsey		Hajt	
	G	A	G	A	G	A	G	A	G	A
Atlanta	0	3	0	0	0	0	0	0	0	0
Boston	0	2	0	0	0	0	0	0	0	0
Chicago	1	1	0	0	0	1	0	0	0	0
Colorado	1	1	0	0	0	3	0	0	1	0
Detroit	3	1	0	0	0	0	0	0	0	0
Edmonton	2	1	0	0	0	0	1	0	0	0
Hartford	1	1	0	0	0	0	0	0	1	0
Los Angeles	1	1	0	0	1	0	0	0	0	0
Minnesota	0	4	0	0	0	0	0	0	0	0
Montreal	1	4	0	0	0	1	0	0	0	0
NY Islanders	1	1	0	0	0	0	0	0	0	0
NY Rangers	0	0	0	0	0	2	0	0	0	1
Philadelphia	0	1	0	0	1	0	0	0	0	0
Pittsburgh	0	0	0	0	0	0	0	0	0	0
Quebec	1	1	0	0	2	0	1	0	0	4
St. Louis	0	2	0	0	0	0	1	0	0	4
Toronto	0	1	0	0	0	0	0	0	0	2
Vancouver	1	3	0	0	0	1	2	0	0	2
Washington	1	0	0	0	0	0	0	0	0	0
Winnipeg	1	1	0	0	1	0	0	1	1	2
TOTALS	14	29	1	0	5	14	1	6	4	12

The Players



	Mongrain		Playfair		Edwards		Sauve	
	G	A	G	A	G	A	G	A
Atlanta	1	1	0	0	0	0	0	0
Boston	0	0	0	0	0	0	0	0
Chicago	0	0	0	0	0	0	0	0
Colorado	0	0	0	0	0	0	0	0
Detroit	1	0	0	0	0	0	0	0
Edmonton	0	0	1	0	0	0	0	1
Hartford	0	1	0	1	0	0	0	0
Los Angeles	0	0	0	0	0	0	0	1
Minnesota	0	0	0	1	0	0	0	0
Montreal	0	0	0	0	0	0	0	0
NY Islanders	0	0	1	0	0	0	0	0
NY Rangers	0	0	0	0	0	0	0	0
Philadelphia	0	0	0	0	0	0	0	0
Pittsburgh	0	0	0	3	0	0	0	0
Quebec	0	1	0	1	0	0	0	1
St. Louis	0	0	0	0	0	0	0	0
Toronto	1	0	0	0	0	0	0	0
Vancouver	0	1	0	0	0	0	0	0
Washington	1	0	0	1	0	0	0	0
Winnipeg	0	1	0	0	0	0	0	0
TOTALS	4	6	2	10	0	1	0	4





Rick Dudley

Right Wing

Born: Toronto, Ontario

January 31, 1949

Height: 6'0" **Weight:** 190

Shoots: Left

Last Amateur Club:

St. Catharines


Black Hawks (Jrs.)

Rick, a former box lacrosse star, struggled through the first half of the 1979-80 season before hitting his stride in the second half and the playoffs. A combination of bad luck and a series of nagging injuries limited his early season production. A tireless worker and a fitness fanatic, the former Cincinnati Stinger was a key performer for the Sabres during the playoffs. One of the strongest players in the league, the 31-year-old winger and his wife Linda opened a health food restaurant in the Cincinnati area while Rick played there. During the off-season, the couple returned to Cincinnati to oversee the restaurant. The Dudleys live in a Grand Island home during the hockey season.

PROFESSIONAL RECORD

Season	Club	League	GP	G	A	PTS	PIM
1969-70	Iowa	CHL	26	3	3	6	36
1970-71	Cleveland	AHL	16	1	0	1	4
	Flint	AHL	15	1	5	6	3
1971-72	Cincinnati	AHL	51	6	23	29	27
1972-73	Buffalo	AHL	6	0	1	1	1
	Cincinnati	AHL	64	40	44	84	15
1973-74	Buffalo	NHL	67	13	13	26	7
1974-75	Buffalo	NHL	78	31	39	70	18
1975-76	Cincinnati	WHA	74	43	38	81	12
1976-77	Cincinnati	WHA	77	41	47	88	10
1977-78	Cincinnati	WHA	72	30	41	71	13
1978-79	Cincinnati	WHA	47	17	20	37	10
	Buffalo	NHL	24	5	6	11	3
1979-80	Buffalo	NHL	66	11	22	33	58
	NHL Totals	NHL	241	60	81	141	251





Richie Dunn

Defense

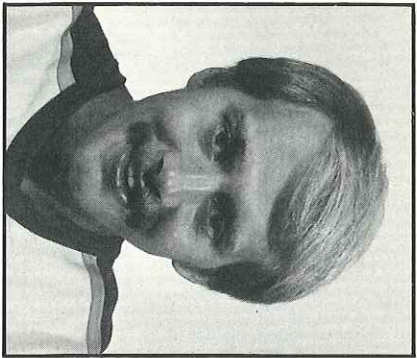
Born: Boston, Massachusetts
 May 12, 1957
 Height: 6'0" Weight: 192
 Shoots: Left
 Last Amateur Club:
 Windsor Spitfires (Jrs.)

One of the Sabres' real finds over their first ten years came in the person of Richie Dunn. Signed as a free agent in the fall of 1977, Richie spent parts of his first two professional seasons with the Sabres while the rest of the time he played in Hershey. The 23-year-old Boston native impressed the new coaching staff in training camp and stuck with the Sabres throughout the entire season, proving he belongs in the NHL. Paired with steady Bill Hajt most of the season, Richie's confidence grew as the season wore on and he was a stalwart on the young and improving Buffalo defense. His offensive abilities also began to surface as the young defenseman scored seven goals in his first full season and he earned a spot on the Sabres' power play in the second half of the season. During the off season, Richie married a Buffalo girl and he and his bride, Cathy, make their home in Getzville.

PROFESSIONAL RECORD

Season	Club	League	GP	G	A	PTS	PIM
1977-78	Buffalo	NHL	25	0	3	3	7
	Hershey	AHL	54	7	22	29	14
1978-79	Buffalo	NHL	24	0	3	3	14
	Hershey	AHL	34	5	18	23	5
1979-80	Buffalo	NHL	80	7	31	38	8
	NHL Totals		129	7	37	44	8





Don Edwards

Goaltender


Born: Hamilton, Ontario
 September 28, 1955
 Height: 5'9" Weight: 165
 Shoots: Left
 Last Amateur Club:
 Kitchener Rangers (Jrs.)

Don returned to the second All-Star team after an injury-plagued 1978-79 campaign, a season which saw him post the highest goals against average of his four NHL seasons (3.02). In 1979-80, Edwards posted a 2.57 goals against average (third best in the league behind teammate Bob Sauve and Montreal's Denis Herron), won 27 games against nine losses and 12 ties and earned a share of his first-ever Vezina Trophy. The 25-year-old Hamilton, Ont. native was at his finest on January 3rd when the Sabres blitzed the Soviet Union's Red Army team by a 6-1 score in Memorial Auditorium. Time after time, Edwards thwarted Red Army scoring attempts and he was named the game's most valuable player. Donnie holds several records for rookie NHL goaltenders—most minutes among them—and owns the Sabres' club record for most wins in a season, 38, in 1977-78. One of the quickest goalies in the NHL, Edwards sharpened his low handicap golf game during the off-season. He and his wife Tannis and their one child reside in suburban Amherst.

PROFESSIONAL RECORD

Season	Club	League	GPI	MINS	GA	SO	AV
1975-76	Hershey	AHL	39	2253	128	3	3.4
1976-77	Buffalo	NHL	25	1480	62	2	2.5
1977-78	Hershey	AHL	47	2797	136	5	2.8
1978-79	Buffalo	NHL	72	4209	185	5	2.5
1979-80	Buffalo	NHL	54	3160	159	2	3.1
	NHL Totals	NHL	49	2920	125	2	2.7
			200	11769	531	11	2.7





Danny Gare

Right Wing


Born: Nelson, British Columbia
 May 14, 1954
 Height: 5'9" Weight: 175
 Shoots: Right
 Last Amateur Club:
 Calgary Centennials (Jrs.)

Coming off a turmoil-filled 1978-79 campaign in which he scored just 27 goals and then a battle against mononucleosis during the summer of 1979, Danny responded with the best season of his six-year NHL career. The Sabres' 26-year-old captain hit the 50-goal mark for the second time in his career, notching 56 goals to Charlie Simmer of Los Angeles and Blaine Stoughton of Hartford the goal-scoring championship. Gare also led the league in game-winning goals with 11 and he had 13 two-goal games as well as tie Gil Perreault's club record for the most consecutive games with at least one assist (9). Danny's 42nd goal of the 1979-80 season against Edmonton on February 29th, put him at the 200 career goal plateau. Although the Nelson, B.C. native suffered through a disappointing playoff year (largely due to a severely bruised ankle), Gare is regarded as one of the league's best clutch players as well as one of its fiercest competitors. Still one of Buffalo's most eligible bachelors, Danny resides in suburban Williamsville.

PROFESSIONAL RECORD

Season	Club	League	GP	G	A	PTS
1974-75	Buffalo	NHL	78	31	31	62
1975-76	Buffalo	NHL	79	50	23	73
1976-77	Buffalo	NHL	35	11	15	26
1977-78	Buffalo	NHL	69	39	38	77
1978-79	Buffalo	NHL	71	27	40	67
1979-80	Buffalo	NHL	76	36	33	89
	NHL Totals	NHL	408	214	180	394





Bill Hajt

Defense


Born: Radisson, Saskatchewan
 November 18, 1951
 Height: 6'3" Weight: 204
 Shoots: Left
 Last Amateur Club:
 Saskatoon Blades (Jrs.)

Many Buffalo fans had written off Bill Hajt even before training camp started last season following an injury-plagued 1978-79 season in which he played just 40 games. But Scotty Bowman has plans for Bill Hajt and his style of play—steady, conservative and the ability to move the puck up-ice as smoothly and quickly as possible—and the lanky westerner responded with another of his very unnoticeable but effective years. Bill was awarded the Charlie Barton Silver Stick as well as the Booster Club's Tim Horton (Jr.) Sunng Hero) award at the end of the 1979-80 season. In addition to taking a regular shift, Bill was usually on the ice along with Jim Schoenfeld when the Sabres were short-handed and he was also a great teacher for the Sabres' young defensemen. He and his wife Jean have two children and reside in suburban Amherst.

PROFESSIONAL RECORD

Season	Club	League	GP	G	A	PTS	PIM
1972-73	Cincinnati	AHL	69	4	31	35	4
1973-74	Buffalo	NHL	6	0	2	2	4
	Cincinnati	AHL	66	5	30	35	4
1974-75	Buffalo	NHL	76	3	26	29	4
1975-76	Buffalo	NHL	80	6	21	27	4
1976-77	Buffalo	NHL	79	6	20	26	4
1977-78	Buffalo	NHL	76	4	18	22	4
1978-79	Buffalo	NHL	40	3	8	11	4
1979-80	Buffalo	NHL	75	4	12	16	4
	NHL Totals		432	26	107	133	40





Don Luce

Center


Born: London, Ontario
 October 2, 1948
 Height: 6'2" Weight: 185
 Shoots: Left
 Last Amateur Club:
 Kitchener Rangers (Jrs.)

One of the Sabres' elder statesmen in point of service, the 32-year-old center continues to play his usual solid two-way game as he finished third in the voting for the Selke Award, which goes to the best defensive forward in the NHL. The lanky veteran has great on-ice participation; he always seems to be in the right spot. During the 1972-80 season, Don became the fifth player to score 200 goals in a Buffalo uniform and he is also one of the most popular players to wear the blue and gold. Excellent on face-offs, Don and his longtime left winger, Craig Ramsay, remain one of the game's best penalty-killing duos. He and his wife Diane and their four children live in suburban Amherst. Both are very active in community service projects throughout the year.

PROFESSIONAL RECORD

Season	Club	League	GP	G	A	PTS
1968-69	Omaha	CHL	72	22	34	56
1969-70	Omaha	CHL	64	22	35	57
1970-71	NY Rangers	NHL	12	1	2	3
1971-72	NY Rangers	NHL	9	0	1	1
1972-73	Detroit	NHL	58	3	11	14
1973-74	Buffalo	NHL	78	11	8	19
1974-75	Buffalo	NHL	75	18	25	43
1975-76	Buffalo	NHL	80	26	31	57
1976-77	Buffalo	NHL	80	33	43	76
1977-78	Buffalo	NHL	77	21	49	70
1978-79	Buffalo	NHL	80	26	43	69
1979-80	Buffalo	NHL	78	26	35	61
	Buffalo	NHL	79	26	35	61
	Buffalo	NHL	80	14	29	43
	NHL Totals		784	205	312	517





Richard Martin

Left Wing

Born: Verdun, Quebec

July 26, 1951

Height: 5'11" **Weight:** 179

Shoots: Left

Last Amateur Club:


Montreal Canadiens (Jrs.)

Although "Rico" was not named to any All-Star teams at the end of last season, he did regain his golden scoring touch, a touch which netted him an average of 47 goals during his first five years in the NHL, as he turned on the red light 45 times. With 375 career goals, he is the Sabres' all-time leading goal-scorer and he has one of the league's highest goals per game ratio of active players. A four-time official NHL All-Star Team selection, Martin has participated in the mid-season all-star game seven times in his career (last year was the first game in which he did not play; there was no all-star game in 1978). The 29-year-old Verdun, Quebec native is a scratch golfer and car buff during the off-season, running a four-wheel drive repair and customizing business in the Buffalo area where he resides year round.

PROFESSIONAL RECORD

Season	Club	League	GP	G	A	PTS	PIM
1971-72	Buffalo	NHL	73	44	30	74	32
1972-73	Buffalo	NHL	75	37	36	73	32
1973-74	Buffalo	NHL	78	52	34	86	32
1974-75	Buffalo	NHL	68	52	43	95	32
1975-76	Buffalo	NHL	80	49	37	86	32
1976-77	Buffalo	NHL	66	36	29	65	32
1977-78	Buffalo	NHL	65	32	35	63	32
1978-79	Buffalo	NHL	73	32	21	53	32
1979-80	Buffalo	NHL	80	45	34	79	32
NHL Totals			658	375	299	674	455





Tony McKegney

Left Wing

Born: Montreal, Quebec

February 15, 1958

Height: 6'1" **Weight:** 198

Shoots: Left


Last Amateur Club:

Kingston Canadiens (Jrs.)

It may have been a fluke that the Sabres were able to pick Tony in the second round of the 1978 draft (he was thought to be under contract to a WHA team before the draft), but it's been no fluke he developed into a solid left winger on a Stanley Cup contender. The speedy 22-year-old would surely have been a first round selection if not for the contract problems. After a sensational training camp, Tony got off to a slow start (similar to 1978-79 when he was then sent down to Hershey for seasoning) in 1979-80. But he stayed with the parent club last year and as the season wore on, his confidence grew, and his play improved accordingly. The former Kingston junior star finished the season with 23 goals. Montreal-born McKegney is a fine stickhandler who can also play center, and is at his best in a wide open game. A bachelor, Tony lives in Williamsville

PROFESSIONAL RECORD

Season	Club	League	GP	G	A	PTS	PIM
1978-79	Buffalo	NHL	52	8	14	22	11
	Hershey	AHL	24	21	18	39	4
1979-80	Buffalo	NHL	80	23	29	52	24
	NHL Totals		132	31	43	74	35



Bob Mongrain

Center

Born: La Sarre, Quebec


August 31, 1959

Height: 5'10" Weight: 176

Shoots: Left

Last Amateur Club:

Trois Rivieres (Jrs.)




Perhaps no one player benefitted more from Scotty Bowman coming to Buffalo and giving each and every player an equal chance of making the Sabres' final roster than Bob. Overlooked in the draft because of his size, the 21-year-old speedster was signed as a free agent after scoring 142 points in his final junior season. After a mid-season stint in Rochester where he burned up the American Hockey League (49 points in 39 games), Bob returned to the Sabres in time for the playoffs. Built along the same lines as Doug Jarvis of Montreal, Mongrain's style is similar also. He's a tenacious forechecker, an excellent penalty-killer and face-off man. Lindy Ruff will have to find a new roommate this season as Bob married a Montreal area girl over the summer.

PROFESSIONAL RECORD

Season	Club	League	GP	G	A	PTS	PIM
1979-80	Buffalo	NHL	34	4	6	10	1
	Rochester	AHL	39	25	24	49	3
	NHL Totals		34	4	6	10	1





Gil Perreault


Center


Born: Victoriaville, Quebec
 November 13, 1950
 Height: 6' Weight: 202
 Shoots: Left
 Last Amateur Club:
 Montreal Canadiens (Jrs.)

There are some teams who would just as soon forget their first draft picks over the years. But in Buffalo's case, the first player the Sabres ever selected will no doubt go down in history as the one to remember. A spin of a roulette wheel gave the Sabres Gil Perreault and the Sabres have been reaping the dividends of that spin for the past 10 years. The former Montreal Jr. Canadien is the only remaining original Sabre and not so surprisingly he holds most of the Sabres scoring records—most points, most assists—and he has scored 340 goals in those ten seasons. Perreault enjoyed perhaps his best professional season during 1979-80 as he racked up 122 points, good for fourth place in the NHL scoring derby. In the playoffs, Gil was even better as he set several club marks with 18 goals and 11 assists in 14 playoff games. Gil, his wife Carmen and their son Mark filled for permanent residency in the United States over the summer and live in Amherst.

PROFESSIONAL RECORD

Season	Club	League	GP	G	A	PTS	PIM
1970-71	Buffalo	NHL	78	38	34	72	9
1971-72	Buffalo	NHL	76	26	48	74	2
1972-73	Buffalo	NHL	78	28	60	88	0
1973-74	Buffalo	NHL	78	18	33	51	0
1974-75	Buffalo	NHL	55	39	57	96	0
1975-76	Buffalo	NHL	68	44	69	113	0
1976-77	Buffalo	NHL	80	39	56	95	0
1977-78	Buffalo	NHL	79	41	48	89	0
1978-79	Buffalo	NHL	79	27	58	85	0
1979-80	Buffalo	NHL	80	40	66	106	0
NHL Totals	NHL		753	340	529	689	0





Larry Playfair

Defense


Born: Ft. St. James, British Columbia
 June 23, 1958
 Height: 6'4" Weight: 201
 Shoots: Left
 Last Amateur Club:
 Portland Winter Hawks (Jrs.)

Larry's development from the start of the 1979 training camp through the 1979-80 season made possible the deal which brought the Sabres' an additional first round draft pick in 1982 from the Los Angeles Kings in exchange for veteran defenseman Jerry Korz. The Sabres' first round selection in 1978, Larry played a regular role from the start of the season, eliminating many of the mistakes which plagued him during his rookie year and by season's end, he was paired with 19-year-old Mike Ramsey—forming perhaps the youngest regular defensive pair in the NHL. At 6'4" and 200 pounds the Fort St. James, B.C. native is an imposing figure on the blue line. While Larry does not shy away from the rough action, he has earned a reputation around the league as an enforcer, and most players avoid him whenever possible. A bachelor, Larry bought a home on Grand Island last season.

PROFESSIONAL RECORD

Season	Club	League	GP	G	A	PTS
1978-79	Buffalo	NHL	26	0	12	3
	Hershey	AHL	43	0	12	12
	Buffalo	NHL	79	2	10	12
1979-80	NHL Totals		105	2	13	15





Craig Ramsay

Left Wing

Born: Weston, Ontario

March 17, 1951

Height: 5'10" **Weight:** 176

Shoots: Left

Last Amateur Club:

Peterborough Petes (Jrs.)

While the Sabres' semi-final playoff loss to the eventual Stanley Cup champions, the New York Islanders, disappointed many fans many of those fans pointed to the loss of Craig Ramsay due to a broken wrist in the second game of that series as the key to the entire series. And certainly the loss of a player of the calibre of Craig Ramsay can be termed a devastating blow to any team. The dependable left winger, who has not missed a regular season game since March 27, 1973, a span of 561 consecutive regular season games, finished second in the voting for the Frank Selke Trophy which goes to the best defensive forward in the NHL. Craig, who played under Roger Neilson in Peterborough, remains one of the top penalty-killers in the NHL and one of the league's best two-way players. The Sabres representative in the NHL Players' Association, Craig is extremely active in community service work in the area. He and his wife Susan and their two sons live in suburban Amherst.

PROFESSIONAL RECORD

Season	Club	League	GP	G	A	PTS	PIM
1971-72	Cincinnati	AHL	19	5	7	12	14
1972-73	Buffalo	NHL	57	6	10	16	18
1973-74	Buffalo	NHL	76	11	17	28	18
1974-75	Buffalo	NHL	78	20	26	46	18
1975-76	Buffalo	NHL	80	26	38	64	22
1976-77	Buffalo	NHL	80	22	49	71	22
1977-78	Buffalo	NHL	80	20	41	61	18
1978-79	Buffalo	NHL	80	28	43	71	18
1979-80	Buffalo	NHL	80	26	31	57	18
	Buffalo	NHL	80	21	39	60	18
	NHL Totals	NHL	691	180	294	474	141





Lindy Ruff

Defense

Born: Warburg, Alberta
 February 17, 1960
 Height: 6'2" Weight: 190
 Shoots: Left
 Last Amateur Club:
 Lethbridge Broncos (Jrs.)

No doubt some people will remember Lindy's freshman year in the NHL because of the Billy Smith incident during the playoffs, but it should also be remembered that he was the only 1979 Sabres draftee to play the entire season for Buffalo. The former Lethbridge Bronco is a big, strong defenseman who likes to carry the puck. He became an even more valuable player during the playoffs when he skated regularly as a left winger. Like most players, Lindy will long recall his first NHL goal, which he scored in his first NHL game into an empty net against the Washington Capitals in the Sabres' 1979-80 opener. Just 20, Lindy appears to have just scratched the surface of his potential and should have a long and fruitful NHL career ahead. Lindy returned home to Alberta during the off-season and lives in Williamsville during the season.

PROFESSIONAL RECORD

Season	Club	League	GP	G	A	PTS	PIM
1979-80	Buffalo	NHL	63	5	14	19	38
	NHL Totals		63	5	14	19	38



Bob Sauve

Goaltender

Born: Ste. Genevieve, Quebec
 June 17, 1955
 Height: 5'8" Weight: 165
 Shoots: Left
 Last Amateur Club:
 Laval Nationals (Jrs.)




The Sabres' first pick in the 1975 Amateur Draft has certainly come a long way since that summer. Bob failed to play a single minute in the NHL during his rookie season and has increased his playing time and his effectiveness ever since, all of which led up to a 20-win season and the leading goals against average among all NHL netminders last season. And when the final buzzer sounded in the fifth game of the semi-finals against the New York Islanders and Bob had shut out Bryan Trottier and co. by a 2-0 count, the chants of "Sauve, Sa-uvé" echoed throughout Memorial Auditorium. If the Sabres had a hole to fill in the 1975, it was in goal and both of the Vezina Trophy winning goalies were selected in that 1975 draft. Bob recorded four shutouts during the regular season (the first of his career including back-to-back shutouts in October against Quebec and Chicago. In the playoffs, the 25-year-old shut out Vancouver and the Islanders as well as posting the lowest goals against average of a goaltenders in the playoffs. Bob's wife Johanne gave birth to the couple's first baby, possibly a future goaltender, last winter and the family returned to the Montreal area during the summer months.

PROFESSIONAL RECORD

Season	Club	League	GPI	MINS	GA	SO	AVG
1975-76	Providence	AHL	14	848	44	0	3.17
	Charlotte	SHL	17	979	36	2	2.27
1976-77	Buffalo	NHL	4	184	11	0	3.55
	Rhode Island	AHL	25	1346	94	0	4.11
	Hershey	AHL	9	539	38	0	4.27
1977-78	Buffalo	NHL	11	480	20	0	2.23
	Hershey	NHL	16	872	59	0	4.12
1978-79	Buffalo	NHL	29	1610	100	0	3.17
	Hershey	NHL	5	278	14	0	3.22
1979-80	Buffalo	NHL	32	1880	74	4	2.33
	NHL Totals		76	4154	205	4	2.87





Andre Savard

Center

Born: Temiscamingue, Quebec
 February 9, 1953
 Height: 6'1" Weight: 185
 Shoots: Left
 Last Amateur Club:
 Quebec Remparts (Jrs.)

If the 1978-79 season was a disappointment for the former Boston Bruin, the early portion of the 1979-80 season had to come as a big shock. Not only did he find himself not playing for the Sabres, but, for the first time in his seven-year career, Andre was sent to the minor leagues. Playing for the Sabres' top affiliate, the 27-year-old center worked hard and earned a ticket back to Buffalo and the NHL, where he remained for the second half of the regular season and the playoffs. During the playoffs, Andre played a key role for the Sabres, filling in for injured players and killing penalties. Andre and his wife Mary-France have a year-round home in the Buffalo area but spend much of the off-season in Quebec.

PROFESSIONAL RECORD

Season	Club	League	GP	G	A	PTS	PIM
1973-74	Boston	NHL	72	16	14	30	39
1974-75	Boston	NHL	77	19	25	44	45
1975-76	Boston	NHL	79	17	23	40	60
1976-77	Buffalo	NHL	80	25	35	60	30
1977-78	Buffalo	NHL	65	19	20	39	40
1978-79	Buffalo	NHL	33	18	22	40	20
1979-80	Buffalo	NHL	33	3	10	13	16
	Rochester	AHL	25	11	17	28	4
	NHL Totals		486	117	149	269	250





Jim Schoenfeld

Defense

Born: Galt, Ontario
 September 4, 1952
 Height: 6'2" Weight: 208
 Shoots: Left
 Last Amateur Club:
 Niagara Falls Flyers (Jrs.)

Ever since he broke into the National Hockey League back in 1972, Jim has been recognized as one of the league's top defensemen. Unfortunately, the big redhead never made it through an entire schedule due to injuries. The 1979-80 season was different though, as Jim played in 77 of the Sabres' 80 regular season games and all 14 playoff games. Schony scored career-highs of nine goals, 27 assists and 36 points and he was a tower of strength on the Sabres' backline. At the end of the season, Jim was named to the second All-Star team, the first time in his eight-year career he has been awarded any post-season accolades. In the voting for the Norris Trophy (best defenseman), the former Niagara Falls Flyer finished third behind Larry Robinson of Montreal and Borje Salming of Toronto. Jim has become one of the area's better racquetball players and was a finalist three years ago in a national tournament for pro athletes. He also spends some time on the links during the off-season. He and his wife Theresa have two children and live in Amherst.

PROFESSIONAL RECORD

Season	Club	League	GP	G	A	PTS	PIM
1972-73	Buffalo	NHL	66	4	15	19	173
1973-74	Buffalo	NHL	28	1	8	9	56
	Cincinnati	AHL	2	0	2	2	4
1974-75	Buffalo	NHL	68	1	19	20	184
1975-76	Buffalo	NHL	56	2	22	24	114
1976-77	Buffalo	NHL	65	7	25	32	97
1977-78	Buffalo	NHL	60	2	20	22	88
1978-79	Buffalo	NHL	46	8	17	25	67
1979-80	Buffalo	NHL	77	9	27	36	72
	NHL Totals	NHL	466	34	153	187	857





Ric Seiling

Right Wing

Born: Elmira, Ontario

December 15, 1957

Height: 6'1" **Weight:** 178

Shoots: Right

Last Amateur Club:


St. Catharines Fincups (Jrs.)

Fast becoming one of the league's best two-way forwards, perhaps the best way to describe Ric is a "right wing Bill Barber." Much like the Flyers' fine left winger, Seiling goes up and down his wing, shutting down the opposition's high scoring wingers, kills penalties, occasionally takes a shift on the power play, and scores some mighty big goals. The former St. Catharines star has become one of the Sabres' most dependable and consistent performers—he always seems to be in the right spot, and he uses his head as much as his physical abilities. When the Sabres blasted the Soviet Union's Red Army team in Buffalo in January, Ric contributed two goals to the cause. Entering his fourth year in the NHL, the slender winger continued work during the off-season to build up the strength on his frame. Ric is active in his family's harness horse business during the summer months and makes his home in Amherst with his wife Bonny.

PROFESSIONAL RECORD

Season	Club	League	GP	G	A	PTS	PIM
1977-78	Buffalo	NHL	80	19	19	38	33
1978-79	Buffalo	NHL	78	20	22	42	56
1979-80	Buffalo	NHL	80	25	35	60	54
	NHL Totals		238	64	76	140	143





Derek Smith

Center


Born: Quebec City, Quebec
 July 31, 1954
 Height: 5'11" Weight: 177
 Shoots: Left
 Last Amateur Club:
 Ottawa 67's (Jrs.)

It took him a few years to do it, but Derek Smith has finally earned himself a permanent spot in the Sabres' lineup. After missing the second half of the 1978-79 season with a broken jaw, Derek showed he is a bona fide NHL center by scoring 24 goals in his first full season in the NHL. A tenth round draft pick in 1974, Derek was the Sabres' fourth leading scorer during the regular season and the team's second leading scorer in the playoffs last season. He also tied a club playoff mark for most points in one game when he scored two goals and assisted on two others against the New York Islanders in the semi-finals. The Booster Club voted Derek the Sabres' most popular player for the 1979-80 season. Playing between right winger Danny Gare and left winger Tony McKegney, Derek's line remained intact virtually the entire season and the three combined for 103 goals and 101 assists. Much of the line's success can be directly attributed to Smith's smooth skating and slick passing abilities. The former Ottawa junior player possesses a wicked slap shot and saw some action at the point on the Sabres' power play. Derek and his wife Diane built their own home over the summer in Williamsville.

PROFESSIONAL RECORD

Season	Club	League	GP	G	A	PTS	PIM
1974-75	Hershey	AHL	64	11	16	27	10
	Charlotte	SHL	4	4	3	7	0
1975-76	Buffalo	NHL			32	60	14
	Hershey	NHL	67	28	0	80	14
1976-77	Buffalo	AHL	5	0	0	0	0
	Buffalo	NHL	65	31	31	62	20
1977-78	Hershey	AHL	36	3	2	6	4
	Buffalo	NHL	5	2	3	4	2
1978-79	Hershey	AHL	43	14	12	26	8
	Buffalo	NHL	79	24	39	63	18
1979-80	Buffalo	NHL	163	41	54	95	24
	NHL Totals						





John Van Boxmeer

Defense

Born: Petrolia, Ontario
 November 20, 1952
 Height: 6' Weight: 192
 Shoots: Right
 Last Amateur Club:
 Guelph CMC's (Jrs.)

Scotty Bowman's first trade as General Manager of the Buffalo Sabres was the acquisition of John from the Colorado Rockies in exchange for the popular Rene Robert. And while fans were not happy to part with Robert, by the end of the season there were few complaints as the handsome defenseman led all Sabres' backliners in goals, assists and points. His booming slap shot from the point on the power play and his versatility (he spent some time on right wing when the Sabres were short-handed) made him a valuable member of the team. Van Boxmeer's professional career began back in 1972 when the Montreal Canadiens selected him 14th overall in the amateur draft. He spent his first four professional seasons in the Montreal organization before being traded to Colorado in 1976. A bachelor, John is a car buff and resides in suburban Williamsville.

PROFESSIONAL RECORD

Season	Club	League	GP	G	A	PTS	PIM
1972-73	Nova Scotia	AHL	76	5	29	34	139
1973-74	Nova Scotia	AHL	47	8	20	28	78
	Montreal	NHL	20	1	4	5	18
	Montreal	NHL	9	0	2	2	0
1974-75	Nova Scotia	NHL	46	4	15	19	88
	Nova Scotia	AHL	43	4	11	17	31
1975-76	Montreal	NHL	4	0	1	1	0
1976-77	Montreal	NHL	41	2	11	13	32
	Colorado	NHL	80	12	42	54	87
1977-78	Colorado	NHL	76	9	34	43	46
1978-79	Colorado	NHL	80	11	40	51	55
1979-80	Buffalo	NHL	41	11	145	186	269
	NHL Totals	NHL	396	41	145	186	269






Rob McClanahan
Left/Right Wing

Born: St. Paul, Minnesota
January 9, 1958
Height: 5'10" Weight: 180
Shoots: Left
Last Amateur Club: U.S. Olympic Team

Undoubtedly the highlight of Rob's young hockey career came last February in Lake Placid when he was stationed off to the side of Finland's net and poked home what proved to be the Gold Medal-winning goal for the United States Olympic hockey team. Less than a month later, the former University of Minnesota Gopher found himself making his NHL debut for the Sabres and helping them to the semi-finals of the Stanley Cup playoffs. Rob and his Olympic teammate, Mike Ramsey, came to the Sabres with a winning attitude and plenty of enthusiasm which gave the team that little extra boost that is often needed at the end of the regular season. A left-handed shooter, Rob can play both wings and is a good digger and forechecker.



Mike Ramsey
Defense

Born: Minneapolis, Minnesota
December 3, 1960
Height: 6'3" Weight: 190
Shoots: Left
Last Amateur Club: U.S. Olympic Team

When Mike entered the University of Minnesota in the fall of 1978, he could not have even dreamed of what would have transpired in the next two years. After a sensational freshman year for the Gophers, the Minneapolis native was selected in the first round of the 1979 Entry Draft by the Sabres. His college coach, Herb Brooks, then selected him to play for the United States Olympic Hockey Team, a team which went on to win the hearts of the country as well as the gold medal, with Mike playing a key role. No sooner were the Olympics over and the 19-year-old was whisked off to Buffalo where he skated a regular shift during the final 13 games of the regular season and the playoffs. With his size and skating abilities, Mike can play a physical game or a skating game equally well.




PROFESSIONAL RECORD

Season	Club		GP	G	A	PTS	PIM
	Buffalo	NHL					
1979-80	13	2	5	7	0
	NHL Totals		13	2	5	7	0

PROFESSIONAL RECORD

Season	Club		GP	G	A	PTS	PIM
	Buffalo	NHL					
1979-80	13	1	6	7	6
	NHL Totals		13	1	6	7	6



MIKE KEENAN
Coach
Rochester Americans

30-year-old Mike Keenan takes over the coaching reins of the Sabres' top farm club, the AHL Amerks. Last year, Keenan guided the Peterborough Petes to the Ontario Hockey Association championship, finishing in first place overall and setting a Peterborough win record. The Petes then swept their last two series in the playoffs, winning 14 straight games before losing in the Memorial Cup final to Cornwall.

Prior to succeeding Gary Green (now coach of the Washington Capitals) at Peterborough, Keenan led teams to the Jr. "B" championship in the Metro Toronto league during the 1977-78 and 1978-79 seasons.

Keenan graduated from St. Lawrence University with a Bachelor of Science degree and then went on to the University of Toronto where he earned a Bachelor of Education degree.

Bill Army
Center

Born: E. Providence, R.I.
September 11, 1957
Height: 6' Weight: 185

NO PROFESSIONAL RECORD



Mike Boland
Defense

Born: London, Ont.
October 29, 1954
Height: 6' Weight: 190

PROFESSIONAL RECORD

Season	Club	League	GP	G	A	PTS	PIM
1974-75	Port Huron	IHL	71	2	12	14	172
1974-75	Kansas City	NHL	1	0	0	0	0
1975-76	Port Huron	IHL	75	8	16	24	208
1976-77	Port Huron	IHL	68	7	37	44	306
1977-78	Port Huron	IHL	2	0	0	0	4
1977-78	Fort Wayne	IHL	74	7	39	46	228
1978-79	Buffalo	NHL	22	1	2	3	29
1978-79	Hershey	AHL	46	3	17	20	86
1979-80	Rochester	AHL	80	4	28	32	178
	NHL TOTALS		23	1	2	3	29

Mike Breen

Defense

Born: Wareham, Mass.
November 17, 1957
Height: 5'11" Weight: 198

PROFESSIONAL RECORD

Season	Club	League	GP	G	A	PTS	PIM
1978-79	Hershey	AHL	70	4	11	15	157
1979-80	Rochester	AHL	63	3	10	13	247

Ron Carter
Right Wing

Born: Montreal, Que.
March 14, 1958
Height: 6'1" Weight: 205

PROFESSIONAL RECORD

Season	Club	League	GP	G	A	PTS	PIM
1978-79	Springfield	AHL	1	0	0	0	0
1978-79	Dallas	CHL	54	22	16	38	8
1979-80	Houston	CHL	76	40	30	70	17

Jacques Cloutier
Goaltender

Born: Noranda, Que.
January 3, 1960
Height: 5'7" Weight: 154

NO PROFESSIONAL RECORD



Paul Crowley
Right Wing

Born: Montreal, Que.
December 26, 1955
Height: 5'9" Weight: 182

PROFESSIONAL RECORD

Season	Club	League	GP	G	A	PTS	PIM
1977-78	Hershey	AHL	74	13	23	36	57
1978-79	Binghamton	AHL	75	27	20	47	77
1979-80	Rochester	AHL	80	24	37	61	171

Daryl Drader

Defense

Born: Estavan, Sask.

April 10, 1954

Height: 5'10" Weight: 185

PROFESSIONAL RECORD

Season	Club	League	GP	G	A	PTS	PIM
1976-77	Columbus	IHL	78	12	29	41	35
1977-78	Rochester	AHL	56	2	13	15	40
1978-79	Rochester	AHL	77	20	25	45	36
1979-80	Rochester	AHL	59	4	17	21	30



Gilles Hamel


Left Wing

Born: Asbestos, Que.

March 18, 1960

Height: 6' Weight: 183

NO PROFESSIONAL RECORD



Dave Fenyses

Defense

Born: Dunnville, Ont.

April 29, 1960

Height: 5'11" Weight: 188

NO PROFESSIONAL RECORD



Alan Haworth

Center

Born: Drummondville, Que.

September 1, 1960

Height: 5'10" Weight: 188

NO PROFESSIONAL RECORD



Bernard Gallant

Left Wing

Born: Montreal, Que.

February 13, 1960

Height: 5'11" Weight: 176

NO PROFESSIONAL RECORD



Peter Horachek

Left Wing

Born: Stoney Creek, Ont.

January 26, 1960

Height: 6'1" Weight: 195

NO PROFESSIONAL RECORD



Chris Halyk

Center

Born: Stoney Creek, Ont.

June 20, 1959

Height: 5'9" Weight: 166

PROFESSIONAL RECORD

Season	Club	League	GP	G	A	PTS	PIM
1979-80	Rochester	AHL	80	28	34	62	32



Randy Ireland

Goaltender


Born: Biggar, Sask.

April 5, 1957

Height: 6' Weight: 165

PROFESSIONAL RECORD

Season	Club	League	GPI	MINS	GA	SO	AVG
1978-79	Buffalo	NHL	2	30	3	0	6.00
1978-79	Hershey	AHL	26	1477	113	0	4.59
1979-80	Rochester	AHL	29	1560	94	0	3.61
	NHL TOTALS		2	30	3	0	6.00



Normand Lefebvre

Right Wing

Born: Montreal, Que.

May 24, 1958

Height: 5'10"

Weight: 175

PROFESSIONAL RECORD

Season	Club	League	GP	G	A	PTS	PIM
1979-80	Rochester	AHL	70	17	6	23	70



Gean Francois Sauve

Center


Born: Ste. Genevieve, Que.

January 23, 1960

Height: 5'6"

Weight: 175

NO PROFESSIONAL RECORD



Steve Patrick

Right Wing

Born: Winnipeg, Man.

February 4, 1961

Height: 6'4"

Weight: 206

NO PROFESSIONAL RECORD



Bill Stewart

Defense

Born: Toronto, Ont.

October 6, 1957

Height: 6'2"

Weight: 190

PROFESSIONAL RECORD

Season	Club	League	GP	G	A	PTS	PIM
377-78	Buffalo	NHL	13	2	0	2	15
377-78	Hershey	AHL	54	6	18	24	92
378-79	Buffalo	NHL	68	1	17	18	101
379-80	Rochester	AHL	63	12	28	40	189
	NHL TOTALS		81	3	17	20	116



Wayne Ramsey

Defense

Born: Hamiota, Manitoba

January 31, 1957

Height: 6' Weight: 185

PROFESSIONAL RECORD

Season	Club	League	GP	G	A	PTS	PIM
1977-78	Buffalo	NHL	2	0	0	0	0
1977-78	Hershey	AHL	56	10	18	28	35
1978-79	Springfield	AHL	15	4	5	9	8
1978-79	Milwaukee	IHL	3	1	2	3	2
1978-79	Toledo	IHL	61	9	30	39	63
1979-80	Rochester	AHL	68	6	29	35	58
	NHL TOTALS		2	0	0	0	0



Richard Suwek

Left/Right Wing

Born: Lachine, Que.

January 25, 1959

Height: 5'11" Weight: 200

PROFESSIONAL RECORD

Season	Club	League	GP	G	A	PTS	PIM
1979-80	Rochester	AHL	69	8	22	30	26



Mark Robinson

Defense

Born: Prince Albert, Sask.

March 30, 1960

Height: 6'1"

Weight: 192

NO PROFESSIONAL RECORD



Jim Walsh

Defense


Born: Norfolk, Va.

October 26, 1956

Height: 6'1" Weight: 210

PROFESSIONAL RECORD

Season	Club	League	GP	G	A	PTS	PIM
1979-80	Rochester	AHL	33	2	4	6	64



RADIO AND TELEVISION

The Sabres will continue their current policy of extensive coverage both home and away. All Sabres games are broadcast on WGR Radio (550 AM) and on a regional network.

Radio play-by-play is by Ted Darling and Rick Jeanneret, with commentary by Pat Hannigan and Sam Anson, WGR sports director.

Television coverage includes 30 games on WGR-TV (Channel 2) which are made up of 26 road contests and four in Memorial Auditorium.

Remaining home games, 36 in all, will be on cable TV systems in the metropolitan Buffalo area and many will be shown on other cable systems in various upstate cities. Darling is play-by-play man on all telecasts (WGR-TV and cable) and Hannigan commentator on WGR-TV, while cable commentary is handled by Paul Wieland.

WGR-TV sports director Ed Kilgore is intermission host on those broadcasts, and George Robertson joins the cable broadcasts as an analyst. Taro, the wonder bison and youthful daughter of Tsujimoto, is on stand-by at the Buffalo Zoo as a backup broadcaster should any of the aforementioned be unable to appear.

Visiting radio is located in the main press box, and the principal visiting TV booth is located on the face of the balcony at center ice. Requests for special needs in broadcast facilities should be made through Paul Wieland at the Sabres offices. The WGR-TV and cable TV game schedule is indicated on the outside back cover.

SABRES' BROADCAST CREW



TED DARLING




PAUL WIELAND



ED KILGORE



SAM ANSON



PAT HANNIGAN



RICK JEANNERET



GEORGE ROBERTSON



TARO



ACCOMMODATIONS/MEDIA SERVICES

The Sabres press box is located on the west side of Memorial Auditorium suspended from the ceiling. Telecopy transmitting facilities are located in the press box during games, and in the press lounge after games.

The press lounge is located on the west (press box) side of the building between Level Two and Level Three and opens two hours before game time. Food and refreshments are served to accredited members of the media during that time. Refreshments are served in the press box *only* during the game, and are available afterward in the press lounge, which is also the post game work area for the media.

Application for single game press credentials must be made by 4 P.M. game days to the Sabres public relations office. They will be filled on a space available basis. The press entrance is located on the Pearl St. (west) side of the Auditorium at sidewalk level and entry must be made there in order to receive proper accreditation. Sabres media identification tags must be displayed for admission to the press box, press lounge and dressing rooms.

MEDIA SERVICE STAFF

Moving Message Programmer: Gerry Helper
 Message System Operators: Gerry Magill, John Yuskiw
 Press Lounge: Dick Abrahamson
 Game Statistician: Jim Murdoch
 Assistants: Brad Chambers, Joe Darling, Bob Elardo, Frank Elardo, Marty Elardo, Ted Jenkins, Jerry Macey,
 Sandy Marzullo, Rick Miles, Milo Minderbender, Mike Schalberg, Neil Schoenwetter, Kim Schweizer, Ed Smith,
 Mary Smith, Dave Wechter

PUBLIC RELATIONS DIRECTORY



Bob Casey
Hartford Whalers
One Civic Ctr. Plaza
Hartford, Conn. 06103
(203) 728-3366

Michel Parizeau
Quebec Nordiques
5555 Third Ave. W.
Charlestown, Que. G1H 6
(418) 627-3801

John Wolf
Los Angeles Kings
The Forum
P.O. Box 10
Inglewood, Cal. 90306
(213) 674-6000

Susie Mathieu
St. Louis Blues
The Checkerdome
5700 Oakland Ave.
St. Louis, Mo. 63110
(314) 781-5300

Nate Greenberg
Boston Bruins
150 Causeway St.
Boston, Mass. 02114
(617) 227-3209

Dick Dillman
Minnesota North Stars
Metropolitan Sports Ctr.
7901 Cedar Ave. South
Bloomington, Minn. 55420
(612) 854-4411

Stan Obodiac
Toronto Maple Leafs
Maple Leaf Gardens
60 Carlton Street
Toronto, Ont. M5B 1L1
(416) 368-1641

Al Coates
Calgary Flames
P.O. Box 1540
Sta. M
Calgary, Alta. T2P 3B9

Claude Mouton
Montreal Canadiens
Montreal Forum
2313 St. Catherine St. W.
Montreal, Que. H3H 1N2
(514) 932-6131

Norm Jewison
Vancouver Canucks
100 North Renfrew
Vancouver, B.C. V5K 3N7
(604) 254-5141

Don Murphy
Chicago Black Hawks
Chicago Stadium
1800 W. Madison St.
Chicago, Ill. 60612
(312) 733-5300

Jim Higgins
New York Islanders
Nassau Vet. Mem. Coliseum
Hempstead Turnpike
Uniondale, N.Y. 11553
(516) 794-4100

Lou Corletto
Washington Capitals
Capital Centre
Landover, Md. 10786
(301) 350-3400

Kevin O'Brien
Colorado Rockies
McNichols Sports Arena
One McNichols Plaza
Denver, Colo. 80204
(303) 573-1800

John Halligan
New York Rangers
Madison Sq. Garden
4 Pennsylvania Plaza
New York, N.Y. 10001
(212) 563-8000

Ken Fenson
Winnipeg Jets
15-1430 Maroons Rd.
Winnipeg, Man. R3G 0L5
(204) 772-9491

Budd Lynch
Detroit Red Wings
Joe Louis Arena
600 Civic Center Dr.
Detroit, Mich. 48226
(313) 962-2000

Linda Panasci
Philadelphia Flyers
The Spectrum
Pattison Place
Philadelphia, Penn. 19148
(215) 465-4500

Ron Andrews
**Director of Information
and Statistician**
Nat. Hockey League
960 Sun Life Bldg.
Montreal, Que. H3B 2W2
(514) 871-9220

Bill Tuelle
Edmonton Oilers
Edmonton Coliseum
Edmonton, Alta. T5B 4M9
(403) 474-8561

Terry Schifflauer
Pittsburgh Penguins
Civic Arena
Pittsburgh, Penn. 15219
(412) 434-8911

Rodger Gottlieb
Media Relations Director
National Hockey League
Services, Inc.
1221 Ave. of the Americas
14th Floor
New York, N.Y. 10021
(212) 398-1100



The 80's AN OFFBEAT LOOK

By LEE COPPOLA

What's life going to be like in the 80s? Ah, a difficult question to be sure, but not necessarily impossible to answer.

After all, we already know when the sun will rise and set for each of the decade's 3632 days. And if that heavenly information is possible to predict, why shouldn't other items closer to the hearts of man come through loud and clear.

For instance, will Jackie Onassis, or is it Kennedy, marry in the 80s. That's not such a toughie. Yes. Just don't ask when, or to whom, or for how much.

See, predicting the future's easy, once you get the hang of it. Why Jeanne Dixon does it all the time, and makes a fortune for her troubles.

Now let's try another question, this time one even closer to our interests here in Buffalo. Will the Sabres win the Stanley Cup in the 80s?

"Definitely," predicts Tony McKegney, who figures to be around when it happens. He catches on to the game quickly, doesn't he? Never mind that Scotty Bowman might read this arti-

cle and expect no other answer, except perhaps "most assuredly," or "you can bet your favorite Tom Calandra song on it."

Now that we've got the hockey players involved, why not take another step in the fantasy world of Ms. Dixon. Why not let a few of the Sabres look into their crystal balls and expound on their favorite subjects.

But just to be fair, in case Scotty's reading, that is, let's eliminate hockey. Let's ask, for instance, Rick Martin about cars, and Don Edwards about golf, and Craig Ramsay about real estate investing, and Danny Gare about girls, and . . . Ooops, let's scratch that last one. Scotty might still be reading.

Rick Martin probably knows as much about cars as he does about high-speed slap shots. And he likes his cars, the way he shoots — fast.

"You probably won't see too many big cars around anymore because of efficiency," Martin says as he scatters his tea leaves.

He drives a Corvette right now,

vintage 1963. "I like older cars," he says. "They made some neat cars between the years 1955 and 1957. They were pretty well built then, a lot more steel in them and a lot more horsepower."

No, no, Rick. You're supposed to be looking ahead, not back. If you keep that stuff up, we're going to force you to read a whole book of Jeanne Dixon predictions.

"It seems like they'll come up with an alternate source for power in the 80s." Now that's better.

"They're talking about electricity but there's not enough electricity if everybody owned an electric car. There's a shortage as it is."

That's a legitimate prediction, especially from a guy whose name glitters in front of a gas-pumping and engine-fixing shop on Niagara Falls Boulevard.

"There'll always be a need for mechanics," Martin-the-mechanic-shop owner predicts. "They seem to be going more towards computerized cars all the time and it looks like they'll come up with some pretty fancy cars in the next 10 years."

Martin also envisions the auto industry bouncing back from the economic glut made the last few years of the 80s a bad dream for Mother Motors and the Better Idea people, not to mention Lee somebody-or-other, who makes more appearances on television than Johnny Carson.

"Obviously they have the technology to produce some of the best cars in the world," Martin says of the U.S. automakers. "I think they dug their own grave and now they're suffering for it, but they'll come out of it."

Goalie Don Edwards spent much of his spare time in the 70s wrapped up in the world of golf, so predicting what the game might be like in the 80s was no trouble for him. "They're going to have to make the

game so it's going to be quicker to play," Edwards says. "The average course will become easier and the professional course will become tougher."

He catches on to the crystal ball game quickly, too, it seems.

Unless the wizards of golf change, Edwards says, the game might revert to the rich-man role it played in the 1930s and 1940s. Historical perspectives, he apparently has learned, always enhances views of the future. "A lot of the private clubs that aren't making money will have to open up and become semi-private or public," Edwards adds.

And, if he's right, it might only take 2½ to 3 hours to play a round of 18 by the time 1990 rolls around. "They have to speed things up," he says. "They'll have to cut down on the hazards and put the tees closer to the greens."

Edwards not only plays the game, he also exerts much of his bad-weather spare time into refinishing golf clubs.


Since Edwards brought up the subject of old turning to new, it seems only fair to introduce the fashion into the Sabres' stargazing.

"There probably will be some drastic changes in the next 10 years but I haven't talked to Pierre Carlin lately," offers McKeegney. Gated the feeling he's not taking this game of predicting the future seriously?

That's not it, really, he just likes things in the fashion world to remain the same for awhile. It's easier on the budget, you see.

"I kind of like the styles the way they are now," McKeegney says. "I like the thin lapels and the thin ties. That stuff has come in in the past two years and I'm just getting used to it. I'd like to see it stay that way, but I guess before the 80s are up maybe lapels will widen again."

The western look also figures to



stick around for a bit, McKeegney predicts. "A lot of people are starting to wear that now, like corduroy pants and vests."

If nothing else, McKeegney's certain about one thing in the line of clothes — "I can't really see jeans getting any tighter."

"Most of the ones you see nowadays look like they've been painted on," he explains.

Craig Ramsay expects to spend a lot of time in the 80s getting involved in real estate.

"Rental property that people can go away to and get away to is going to be more in demand," he predicts. "With continued inflation, real estate is going to be a good investment." Ramsay has already taken the plunge, buying a condominium in Florida. Now he's giving a closer look at what it takes to buy, rent and manage property as a business. "I'm trying to get the feel of real estate," he says. "There are so many options and so many things to know."

Paul Snyder might beam at Ramsay's outlook for the part theme

parks will play in the real estate and recreation fields of the 80s.

"Look at Darien Lake," Ramsay says of the Corfu venture Snyder hopes to turn into the largest theme park in the East.

"It's an interesting operation and they started out with just pieces of property for tents and trailers. People are starting to spend more money on trying to get away and enjoy themselves and those kind of operations, those kinds of regional things, are becoming more important to people."

While Ramsay sees theme parks providing the kind of get-away-from-it-all entertainment that'll appeal to families in the 80s, McKeegney sees a continued trend toward a single lifestyle that will keep the cash registers ringing at restaurants and bars.

"I couldn't believe the number of eating places and bars when I came here from Canada," McKeegney says. "People in Buffalo are going out more and more and the trend seems to be people are getting to be single, like even people who have been married 20 and 25 years. Their kids grow up and they want to get out and be their own person. Careers and such — that's the direction it will go," he predicts.

McKeegney also predicts much to cheer about in the 80s for Buffalo sports fans, and he's not talking about the Sabres.

"The Bills have finally come around," he says, "and people are finally becoming believers after so many years of frustration."

Could he mean a Super Bowl game looms in the Bills' future? "Could be," McKeegney answers.

Maybe he thinks Chuck Knox might read this.

THE NEW WAVE

By DICK JOHNSTON

Mike Moller took the puck at his own blue line, skated rapidly into the opposition end, broke through the defense, shot, and scored.

Later, on the same shift, Moller accomplished almost the same maneuver and scored again. Two goals during the same 2-minute shift on the ice.

This happened during the Buffalo Sabres' training camp in Lake Placid this year. Moller was playing in a game with Buffalo veterans, minor leaguers and rookies.

He's big (6 feet, 192 pounds) and he showed speed. But he won't be seen playing hockey in Memorial Auditorium this season.

Mike is only 18. He is eligible for two more seasons of junior hockey. He returned to the Lethbridge Broncos of the Western Junior Hockey League, where he scored 30 goals last winter in only his first junior season.

Moller, who was 17 when the Sabres picked him in the entry draft last June, is but one of several



players Buffalo has stockpiled in junior hockey and in the American Hockey League.

They are part of the youth movement Scott Bowman instituted when he took over as general manager and coach of the Sabres in the summer of 1979.

That year Bowman and his staff took seven players, all with junior eligibility remaining. This was a real eye-opener. Seven underagers!

Before the season was over, two of these underagers were playing for the Sabres. The other five probably will be playing for Buffalo in the future, or they will traded for other players who will.

Mike Ramsey, of course, is the most prominent of the 1979 group, even though Lindy Ruff moved into the lineup sooner.

Ramsey helped the United States Olympic team beat the Russians and win the gold medal, then he joined the Sabres to finish the 1979-80 season and help them go to the semifinals of the Stanley Cup playoffs.

Ruff moved right into the breach when Jerry Korab was hurt during the preseason exhibition schedule last year. Lindy, who is 6-2 and 190 pounds, stuck with the club when Korab returned. He played both defense and left wing. When Craig Ramsay was hurt in the first game of the semifinals, Ruff took Rammer's place on the wing on a regular line.

Mark Robinson, the third choice, also is a defenseman. He was as impressive as Ruff in training camp but it was decided to return him to the Victoria Cougars of the Western League, where he had 55 assists, as well as nine goals last season.

With seven returning defensemen ahead of him in the training camp this year, Robinson didn't have much chance to make the Sabres but he is almost sure to be heard from in the future.

Jacques Cloutier, a cool customer of a goaltender from the Three Rivers Draveurs of the Quebec Major Junior A League, didn't have much chance of breaking into the Buffalo lineup this year, either, with the Vezina Trophy-winning duo of Don Edwards and Bob Sauve ahead of him. But he gives the Sabres insurance in goal if either of them gets hurt.

Gilles Hamel and Alan Haworth both were impressive in the 1979 training camp but went back to junior for further experience. Haworth, whose father played pro hockey in the American League, might have made the big team had he not broken his leg in training camp.

He returned to the Sherbrooke Beavers in the Quebec League and, hurt again, played only about 50 games but finished with 64 points. Buffalo fans will be seeing more of him. His goal gave the Sabres a 2-2



tie in the Montreal Forum in and exhibition game this year.

Hamel, another 6-foot forward, scored 86 goals and added 70 assists for the Chicoutimi Saguenens of the Quebec League.

The other 1979 draftee, Richard Krickle, is a goaltender who gives General Manager Scott Bowman further depth at that position.

In this year's draft, the Sabres went for big strong right wingers, picking three of them in the first three rounds. Two, Moller and Sean McKenna, both have two more years of junior eligibility. If they continue to develop, look out!

Except for Patrick, all the other underagers at training camp, seven of them, went back to junior before the Lake Placid phase was over. He was returned to his junior club on the eve of the regular season.

Patrick is 6-4 and 204 pounds, "strong, agile, a good skater, tough in the corners and along the boards," in the words of Rudy Migay, who scouted the right winger when he played for the Brandon Wheat Kings of the Western League.

Steve, who may have had it too easy in junior because he was so big, appears to need more seasoning, but he should be a valuable addition in the future.

The seven underagers who left camp early "all showed some promise," according to Coach Roger Neilson. "We liked all of them," he said. "We don't want to bring them along too quickly. Montreal always has brought along its kids slowly and that's what we want to do."

Moller — "a good scoring winger like Ric Seiling, only bigger" — is with Lethbridge and McKenna went back to the Sherbrooke Beavers in Quebec.

Jim Wierner, a 6-4, 201-pound left winger who can check but needs to improve his skating, went back to

the Peterborough Petes of the Ontario Hockey Association.

Dirk Rueter and Dan Naud, both defensemen, are with Sault Ste. Marie of the OHA and Sorel of the QMJHL, respectively, while Randy Cunneynorth and Dave Beckon, both centers, are with Ottawa and Peterborough, respectively, in the OHA.

Jari Paavola, a Finnish goaltender, was one of the standouts among the rookies at Lake Placid. He expected to return to Finland after a week but he looked so good, the Sabre brass decided to keep him for a longer look, and a contract in the end. He appears to have National Hockey League potential.

The other two players the Sabres picked in the 1980 draft were taken right out of high school hockey. Jay North, a center, and John Bader, a left wing, both from Minnesota schools, will play college hockey before reporting to the Sabres — as Rob McClellan did after being drafted in 1978.

The four youngsters signed as free agents in their final season of junior, 1979-80, can't be forgotten. No sir.

Jean Francois Sauve, goaltender Bob's brother, is a little center who showed in preseason games that things happen when he's on the ice. Left winger Pete Horachek scored a goal and assisted on another when he became an emergency callup from Rochester to play an exhibition game against the Stanley Cup champion New York Islanders.

Dave Fenyes was voted the outstanding defensive defenseman by OHA coaches for his play last season with Peterborough. Mark Wichrowski is a strong two-way forward from the Kingston Canadians.

They all hold promise in to be at the core of the Sabres success in the 80's.

THE ALTARS



Ironically, it was the youngest of the trio who made his second appearance on the team.

All three were chosen as members of the National Hockey League's official 1979-80 All Star Team, but for two of the selectees, it seemed that injuries and bad luck had been conspiring against them in past years.

Goalie Don Edwards, who teamed with Bob Suave to win the Vezina Trophy, was voted to the NHL's 12-member all star unit by members of the balloting Professional Hockey Writers Association, made the team for the second time. The first was in 1977-78.

Defenseman Jim Schoenfeld, who finally had a healthy season, and right winger Danny Gare, who came back from back problems which threatened his hockey career to lead the NHL in goal scoring, were also selected to second unit honors on the All Star team.

Edwards was rebounding from what for him was a sort of off year — at least in terms of goals against average. In 1978-79 it had edged just above three per game, and the young goalie applied himself as never before when training camp opened a year ago. That application paid off as he and Sauve shut down the league's big shooters all year long.

Edwards' most spectacular game came on January 3, 1980 when the Soviet Central Red Army team — Russia's best — visited Memorial Auditorium to face the Sabres. The Soviets came out all guns blazing, but Edwards was magnificent in the nets, holding them at bay until his club skated away for a convincing 6-1 win.

It was one of the tougher 6-1 games you'll ever see, and Don was named its most valuable player. In that same game, as all season long,

