

2009-10
ANAHEIM DUCKS
MEDIA GUIDE



Redressed for success



The Hilton Anaheim has stylishly Redressed for Success. We now offer 1,572 sleek guestrooms and suites, and boast 100,000 square feet of contemporary meeting and event space. MIX Restaurant and Lounge is the newest popular spot for pre and post game gatherings; just minutes from Honda Center. The restaurant features an extensive variety of imaginative dishes created from some of the finest organic and natural ingredients available in the region, while the lounge offers creative drink specials and delicious desserts in an open, lively, yet comfortable, setting.

Let our team of hospitality professionals plan your next meeting, elegant social event, or vacation stay.




Hilton
Anaheim

TABLE OF CONTENTS

STAFF DIRECTORY	2	2008-09 AHL FINAL STATISTICS	127
MEDIA INFORMATION	4	THE RINKS	129
FRONT OFFICE BIOGRAPHIES	6	TEAM HISTORY	131
COACHES	18	FINAL STATISTICS (YEAR-BY-YEAR)	190
ANAHEIM DUCKS STAFF	30	ALL-TIME TRANSACTIONS	201
BROADCASTING INFORMATION	36	COACHES & CAPTAINS	212
HONDA CENTER & TICKET INFORMATION	40	DRAFT HISTORY	242
COMMUNITY INVOLVEMENT	46	RECORDS	247
CITY OF ANAHEIM	50	PLAYOFFS	267
PLAYER BIOGRAPHIES	51	OPPONENTS	299
IN THE SYSTEM	106	NHL DIRECTORY	358
FUTURE DUCKS	119	HOCKEY INFORMATION	366
PLAYER PERSONNEL	126	2009-10 SCHEDULE	368



ANAHEIM DUCKS 2009-10 MEDIA GUIDE

Chief Editor

Steve Hoem

Writers

Alex Gilchrist & Lauren O’Gorman

Contributing Writers/Editorial Assistance

Adam Brady, Jesse Bryson, Michael Harding, Maureen Nyeholt,
Jillian Samueli, Merit Tully & Wendy Yamagishi

Photography

Robinson & Associates,
Getty Images

Design:

Mike Chavez

Printed by

Ben Franklin Press, Inc. • Tempe, AZ

COPYRIGHT © 2009 ANAHEIM DUCKS

The information contained in this publication was compiled by the Anaheim Ducks and is provided as a courtesy to our fans and the media and may be used only for personal or editorial purposes. Any commercial use of this information is prohibited without the prior written consent of the Anaheim Ducks Hockey Club, LLC.

All NHL and team insignias depicted in this publication are the property of NHL Enterprises, Inc. and the respective teams and may not be reproduced for commercial purposes without the prior written consent of NHL Enterprises, Inc.





Honda Center
 2695 East Katella Ave., Anaheim, CA 92806
Administrative Offices: 714/940-2900

Main Club FAX: 714/940-2953
Ticket Information: 1-877-WILD-WING
Website: AnaheimDucks.com

EXECUTIVE MANAGEMENT

Owners Henry and Susan Samuelli
 Chief Executive Officer Michael Schulman
 Executive Vice President/General Manager Bob Murray
 Executive Vice President/Chief Operating Officer Tim Ryan
 Senior Vice President of Hockey Operations David McNab
 Vice President of Finance Doug Heller
 Vice President of Human Resources Jay Scott
 Vice President of Operations,
 Anaheim Arena Management Kevin Starkey
 Senior Vice President/Chief Marketing Officer Bob Wagner
 Vice President of Finance,
 Anaheim Arena Management Angela Wergechik
 Senior Manager of Hockey Operations Maureen Nyeholt
 Executive Assistant to the Executive
 Vice President/COO Cheryl Gorman
 Executive Assistant to the Senior
 Vice President/CMO Janet Conley

COACHING STAFF

Head Coach Randy Carlyle
 Assistant Coach Dave Farrish
 Assistant Coach Newell Brown
 Goaltending Consultant Pete Peeters
 Video Coordinator Joe Trotta
 Strength & Conditioning Coach Sean Skahan

HOCKEY CLUB OPERATIONS

Director of Player Personnel Rick Paterson
 Director of Amateur Scouting Martin Madden
 Director of Player Development Alain Chaine
 Scouting Staff Dave Baseggio, Glen Cochrane, Jeff Crisp,
 Jan-Ake Danielson, Bob Ferguson, Casey Hankinson, Konstantin Krylov,
 Matt Laatsch, Donald Marier, Kevin Murray, Jim Sandiak
 Manager of Hockey Operations Ryan Lichtenfels
 Coordinator of Minor League Hockey Operations Jillian Samuelli
 Administrative Assistant, Hockey Operations Christina Morrow
 Head Athletic Trainer Tim Clark
 Assistant Athletic Trainer Meaghan Beaudoin
 Massage Therapist James Partida
 Equipment Manager Doug Shearer
 Assistant Equipment Manager Chris Aldrich
 Equipment Assistant Chris Kincaid
 Team Physicians Dr. Ronald Glousman, Dr. Craig Milhouse
 Oral Surgeon Dr. Jeff Pulver

BROADCASTING DEPARTMENT

Director of Broadcasting Aaron Teats
 Television, FSN Prime Ticket(Cable),
 KDOC-TV John Ahlers & Brian Hayward
 Radio, KLAA AM 830 & Anaheim Ducks
 Radio Network Steve Carroll and Dan Wood
 Host/Producer Kent French
 Broadcasting Coordinator Tiffany Frish

COMMUNICATIONS DEPARTMENT

Director of Media & Communications Alex Gilchrist
 Media & Communications Managers Steve Hoem, Lauren O'Gorman
 Communications Intern Michael Harding
 Game Night Communications Staff Lisa Parris,
 Courtney Strayer, Larry Woodard, Jennifer Andrews

COMMUNITY RELATIONS DEPARTMENT

Director of Community Relations &
 Public Affairs Wendy Yamagishi
 Community Relations Managers Jesse Bryson, Jennifer Walker
 Community Relations/Fan Development Intern Jennifer Boris

ENTERTAINMENT DEPARTMENT

Director of Entertainment/Multi-Media Rod Murray
 Entertainment Manager Chris Brown
 Editor/Producer Rich Cooley
 Arena Vision Editor/Producer Davin Maske
 Producer Peter Uvalle
 Associate Producer Gabriel Suarez
 Production Coordinator Sarah Montecinos

FAN DEVELOPMENT DEPARTMENT

Director of Fan Development Matt Savant
 Senior Manager of Fan Development,
 School & Education Programs Joseph Hwang
 Senior Manager of Fan Development,
 Youth Hockey Programs Lysnie Estes
 Fan Development Manager Champ Baginski

**FINANCE, ADMINISTRATION
 & LEGAL DEPARTMENT**

General Counsel Bernard Schneider
 Controller Melody Martin
 IT Manager Mike Wing
 Human Resources Managers Wendy Mulhall, Donna Vass
 Financial Analyst Rosanna Sitzman
 Payroll Supervisor Regina Terrana
 IT Associates Nate Gardner, Troy Naragon
 Human Resources Coordinator Lisa Monson
 Accounting Assistant Rob Dumlao
 Accounting Clerk Linda Dubois
 Assistant General Counsel Katie Rodin

CORPORATE PARTNERSHIPS

Director of Corporate Partnerships Wendy Grover
 Director of Corporate Sales Tanya Mitchell
 Director of Corporate Relations & Research Alex Evezhik
 Senior Corporate Sales Managers Bonner Paddock, Jamal Spears
 Corporate Sales Managers Bret Gerber, Guy Tomcheck, Matt Wiech
 Naming and Title Rights Manager Rachel Kaizoji
 Manager of Corporate Relations & Research Erin Ogawa
 Media Sales Coordinator Randy Bernabe
 Research Analyst Tim Diener

MARKETING DEPARTMENT

Director of Marketing Tracie Jones
 Senior Manager of Signature Programs & Events Kris Loomis
 Senior Media & Marketing Manager Adam Mendelsohn
 Marketing Managers Shannon Ritter, Ryan Spillers,
 Jesse Chatfield
 Signature Programs & Events Manager Jamie Minkler
 Senior Designer Mariana Stoopen
 Junior Designer Patrick Boykin
 Marketing Coordinators Cindy Iwami, Colleen MacKinnon

PUBLICATIONS & NEW MEDIA

Director of Publications & New Media Adam Brady
 Publications & New Media Coordinator Matt Vevoda

PREMIUM SALES & SERVICE DEPARTMENT

Director of Premium Sales & Service Jim Panetta
 Premium Account Executives Geoff Matthews,
 Timothy Thompson, Mark Eggering
 Premium Services Manager Jana Cannavo
 Premium Services Coordinator Ariana Zamora
 Premium Office Coordinator Lori Patterson

TICKETING DEPARTMENT

Manager of Ticket Operations James Bakken
 Assistant Ticketing Manager Jonas Calicdan
 Assistant Manager, Premium Ticketing Gina Bulgheroni
 Season Ticketing Representative Eric Ogawa
 Premium Ticketing Representative John Watson, Robert Slaby
 Group Ticketing Representative Kameron Kwok

TICKET SALES AND CUSTOMER SERVICE DEPARTMENT

Director of Ticket Sales & Service Lisa Johnson
 Senior Manager of Season & Group Sales Mike Morrow
 Inside Sales Manager Zach Hollins
 Senior Account Executive, Season Sales Justin Sheppard
 Group Sales Account Executives Matt Payne, Jennifer D'Anna,
 Graham Siderius
 Season Sales Account Executives Nick Moller, Tim Savant
 Kyle Haygood, Casey Haakinson
 Inside Sales Representatives Jamie Friedrich, Brett Hirsch,
 Bryan Kim, Josef Nemeck
 Season & Group Sales Coordinator Brittany James

ANAHEIM ARENA MANAGEMENT, LLC

Director of Booking Jo-Ann Armstrong
 Director of Events Quinn Mackin
 Director of Operations Brent Mater
 Director of Media and Communications Merit Tully
 Director of Marketing Joel Hobson
 Director of Ticket Operations Mark Neumann
 Controller James Pearson
 Senior Event Manager Jason Davis
 Event Manager Matthew Trout
 Event Services Manager Marissa Geller
 Financial Analyst Jennifer Breen
 Operations Manager Joe Barrett
 Operations Office Manager Shelly Baker
 Parking Manager Jeff Grant
 Security/Public Safety Manager Russell Beecher
 Assistant Security Manager Jon Hampe
 Assistant Box Office Manager Gabriel Martinez
 Assistant Parking Manager Lee Ewert
 Assistant Event Services Manager Patrick Huntoon
 Box Office Supervisors Chris Williams, Elena Buenostro
 Event Crew Supervisor Chris DeLloyd
 Maintenance Supervisor Tracy Best
 Conversion & Janitorial Supervisor Charles Boswell
 Ice Technician & Day Crew Supervisor Joel Francisco
 Sound Technician Nate Chivers
 Technical Services Omar Felix
 Accountant Loree Peevey
 Payroll Accountant Ana Robles
 Marketing Coordinator Lauren Voors
 Media & Communications Coordinator Tracy Richmond
 Mail Services Supervisor Linda Martinez
 Receptionist Annabel Findley
 Senior Engineer Dion Beckett
 Engineers Robert Gibbons,
 Daniel Roa, Larry Ruffin, Gordon Sugimoto, Jose Argueta
 Maintenance Technicians Alfonso Alvarez, Albert Quezada,
 Steve Ruebusch, Rafael Jaquez
 Public Safety Officers Nestor Blanco, Chris Evans, Jeff Evans,
 Antonio Giordano, George Haro, Paulo Kome,
 Denise Mendrick, Robert Palmieri, Gordon Pitman,
 Brandon Rickert, Benjamin Tomas

THE RINKS

ANAHEIM AND WESTMINSTER ICE

General Manager Art Trotter
 Hockey Manager Rick Hutchinson
 Skating Manager John Saitta
 Supervisor/Lead Stacy Jackson, Darryl Racca, Phil Zamora
 Operations Coordinator Jill Herzog
 Operations Representative Cindy Frazier

ANAHEIM ICE

Associate Joe Keeler

HUNTINGTON BEACH AND CORONA INLINE

General Manager Ken Murchison
 Operations Coordinator Tara Hamilton
 Snack Bar Manager Rose Monaco

HUNTINGTON BEACH INLINE

Assistant Hockey Manager Jeff Prime
 Assistant Manager, Officials & Scorekeepers Mike Urbano

CORONA INLINE

Assistant Hockey Manager Ben Barrett
 Assistant Manager, Officials & Scorekeepers Mishka Drury

MISCELLANEOUS

Home Ice Honda Center (opened 1993)
 Capacity 17,174
 PA Announcer Phil Hulett
 Team Colors Black and Gold with Orange and Silver Accents
 Practice Facilities Anaheim ICE (300 W. Lincoln Ave.)
 & Honda Center (2695 E. Katella Ave.)
 Founded 1993

On behalf of the Anaheim Ducks, welcome to the 2009-10 National Hockey League (NHL) season. We hope to make your job covering the Ducks as easy and pleasant as possible. In order to help you achieve your goals in the most efficient manner, we have a few procedural guidelines of which you should be aware.

Media credentials are issued to working media only. All season and individual game credential holders should enter through the press entrance off Douglass Avenue (Northeast corner of the building). The press entrance and press will-call opens two and one-half hours prior to all games. Credentials are non-transferable, and unauthorized use will subject bearer to ejection from Honda Center and result in a loss of credential privileges.

Season media passes will be issued to recognized newspapers, magazines, television and established radio stations as well as websites affiliated with major broadcast outlets. Requests for credentials must be made on company letterhead. As mandated by the NHL, credentials will be distributed on an individual basis. Season pass holders must notify the communications office of their intentions to cover a game in order to reserve press seating.

Individual game credentials should be requested in writing through the communications department (e-mail or fax) a minimum of 24 hours prior to game time or by 2:00 p.m. Friday for all Saturday or Sunday contests. Our fax number is (714) 940-2925. If you have previously received credentials from our office, you can also email requests to agilchrist@anaheimducks.com. Pre-arranged passes must be picked up at the press entrance located inside the northeast entrance. Credentials will be issued on an availability-only basis.

Credentials are good for admittance to the arena, press box, press dining room and both locker rooms. We suggest coming to the morning skate if you need an interview before the game. Both teams' locker rooms will open five minutes after the last player has left the ice, following the game's conclusion. Your cooperation is asked in maintaining a working atmosphere. **ABSOLUTELY NO AUTOGRAPHS ALLOWED DURING MEDIA ACCESS PERIODS.**

Interviews that need advance preparation or special accommodation can be arranged by contacting the Ducks communications department. This includes all live television interviews for pre and post-game.

Photo credentials will also be issued in the same manner as other passes, with camera positions assigned by team photographer Debora Robinson; photographers should check in with Debora in the press dining room prior to game time.

Telephones for the working media should be ordered through Shelly Baker with Honda Center at (714) 704-2408.

Facsimile and photocopy services are available by contacting the Ducks communications department prior to the game.

On game days when the Ducks choose to practice, they will take the ice at 10:00 or 10:30 a.m. The visiting team's practice usually starts at 11:30 a.m. Please call the Ducks communications department if there is a question regarding either team's practice schedule. ALL requests for in-between period interviews must be made by the time of the Ducks' skate that morning.

We hope this outline of procedures and guidelines will assist you in your coverage of the Ducks and the National Hockey League at Honda Center for the 2009-10 season. Please don't hesitate to contact us if you need any additional assistance. We look forward to working with you this season.



Sincerely,
Alex Gilchrist
Director, Media & Communications
Anaheim Ducks

SCORE BIG!

GOURMET BURGERS, BOTTOMLESS STEAK FRIES®, BOTTOMLESS BEVERAGES™



RED ROBIN® IS PROUD TO SUPPORT THE ANAHEIM DUCKS

Visit your local Southern California Red Robin® January-April 2010 and enter your child (ages 6-12) for a chance to be an Honorary Duck at a 2010 Anaheim Ducks home game! Visit redrobin.com for our menu and locations.



Presented
by:



FREE
Monster
Milkshake®

WITH THE PURCHASE
OF ANY
GOURMET BURGER
OR ENTRÉE

Minimum purchase required. No cash value. Dine-in only. Tax and gratuity not included. Alcohol not included. Limit one offer, per table, per visit and cannot be combined with any other offer. Only original offer accepted per visit. Photocopied, internet-printed, altered or purchased offers are not valid. Valid only at participating California Red Robin® restaurants. Offer expires 4/30/10. POS: DucksMkks



HENRY & SUSAN SAMUELI

ANAHEIM DUCKS HOCKEY CLUB, LLC & ANAHEIM ARENA MANAGEMENT, LLC



Susan Samuelli was born and raised in Los Angeles, CA. She earned a B.A. in Mathematics from UC Berkeley in 1972. From 1972 to 1985 she was with IBM Corporation, where she worked initially as a software programmer in the Federal Systems Division, Westlake Village, CA, and then as a Systems Engineer in the National Marketing Division, Los Angeles, CA, providing technical marketing and sales support for IBM's mid-range computer systems. In 1985 she left IBM and focused her energy on raising her children, at which time she developed a keen interest in alternative health care. She developed an active consulting practice in the areas of nutrition, homeopathy, and Chinese herbs and subsequently received a Ph.D. degree in nutrition from the American Holistic College of Nutrition in 1993 and a diploma in Homeopathy from the British Institute of Homeopathy in 1994.

Henry Samuelli was born in Buffalo, NY and grew up in Los Angeles, CA. He earned a B.S., M.S. and Ph.D. in Electrical Engineering from UCLA in 1975, 1976 and 1980, respectively. From 1980-1985, he worked in the defense industry and held various engineering and management positions in the Electronics and Technology Division of TRW, Inc., Redondo Beach, CA. Since 1985 Dr. Samuelli has been a professor in the Electrical

Engineering Department at UCLA, and he has also served as a Distinguished Adjunct Professor in the Electrical Engineering and Computer Science Department at UC Irvine since 2003. In 1988 he co-founded PairGain Technologies, a telecommunications equipment manufacturer, and served as a consultant and Chief Scientist of the company until 1994. In 1991 he co-founded Broadcom Corporation, a global leader in providing semiconductor solutions for wired and wireless communications. Dr. Samuelli took a leave of absence from UCLA in 1995 to be at Broadcom full-time, where he helps drive the vision of the company's research and development activities. He has published over 100 technical papers and he is a named inventor in over 50 U.S. patents. Broadcom had revenues of \$4.7 billion in 2008 and employed over 7,000 people worldwide at year end.

In December 2003, Susan and Henry purchased the management contract for the Honda Center sports and entertainment venue, creating Anaheim Arena Management, LLC, to oversee all operations of the arena. In June 2005 they purchased the Anaheim Ducks National Hockey League club, Honda Center's largest tenant. In 2005 and 2008 Honda Center was ranked as the third-largest grossing arena in the world in con-

cert ticket sales, and in 2007 the Anaheim Ducks became the first California team ever to win the Stanley Cup championship.

The success of Broadcom Corporation has also provided Susan and Henry the opportunity to support many worthwhile nonprofit organizations. After Broadcom's initial public offering in 1998 they created the Samueli Foundation, and to date, they have gifted over \$200 million in the areas of Education, Health, Social Services, Performing Arts, and Jewish Culture. In 2003 and 2004 Susan and Henry were listed among BusinessWeek's 50 Most Generous Philanthropists in the nation.

Since relocating to Orange County, CA in 1995, Susan and Henry have become very active in the community. Susan is on the boards of the Orangewood Children's Foundation, Temple Beth El, and the Samueli Institute, a non-profit scientific research organization they founded in 2001 focused on complementary and integrative medicine and the science of healing. Susan also serves on the Advisory Board of the Susan Samueli Center for Integrative Medicine at UC Irvine's College of Medicine. She was honored

with the UC Irvine Medal in 2000, and the Ellen Cooperman Angel Award from the John Wayne Cancer Institute in 2002.

Henry serves on the UC President's Board on Science and Innovation, the UCLA Chancellor's Competitiveness Council, the Industrial Advisory Boards of the Henry Samueli School of Engineering and Applied Science at UCLA, and the Henry Samueli School of Engineering at UC Irvine. In 2000 he was awarded the University of California Presidential Medal, the UC Irvine Medal, the UCLA School of Engineering and Applied Science Alumnus of the Year, and the IEEE Circuits and Systems Society Industrial Pioneer Award. He was elected a Fellow of the Institute of Electrical and Electronics Engineers (IEEE) in 2000, a member of the National Academy of Engineering in 2003, and a Fellow of the American Academy of Arts and Sciences in 2004. In 2005 he was awarded an Honorary Doctor of Science degree from the Technion-Israel Institute of Technology and the Edward A. Dickson Alumnus of the Year from UCLA. He received the IEEE Communications Society Distinguished Industry Leaders Award in 2006.





MICHAEL SCHULMAN

**Chairman of the Board,
Anaheim Arena Management, LLC**

**Chief Executive Officer,
Anaheim Ducks Hockey Club, LLC**

Managing Director, H&S Ventures, LLC

Michael Schulman serves as Chairman of the Board of Anaheim Arena Management (AAM), Chief Executive Officer of Anaheim Ducks Hockey Club (ADHC), Chairman of the Board of the Anaheim Ducks Foundation and serves on the board of NHL Enterprises. In addition, he is Managing Director of H&S Ventures, the entity that manages the Samueli Family Office, AAM and ADHC. Schulman reports directly to owners Dr. Henry Samueli and Susan Samueli, and is responsible for managing and long-term planning of their profit and nonprofit entities.

Schulman's role with Honda Center began long before he was appointed Chairman of AAM in December of 2003. Schulman was the lead negotiator on behalf of the Samueli family in the acquisition of the management agreement from the bankruptcy court and the City of Anaheim. He acts as liaison between the Samueli family and AAM management and supervises all financial, legal and charitable decisions of the arena. He also acts as liaison with the other partners of AAM and the City of Anaheim. In addition, Schulman oversees all long-term capital projects including the 57 Freeway Marquee, two 360° LED rings, revamping of the video room and remodeling of the company offices and locker rooms.

Schulman's role at AAM includes overseeing all business and hockey operations. He was the lead negotiator on behalf of the Samueli family in working with Disney on the purchase of the Anaheim Ducks and also with the NHL in qualifying the Samueli family for the purchase of the team. He is responsible for developing additional ice and roller rinks in the Orange County area and was instrumental in the purchase of the Anaheim Roller Hockey Club, the Huntington Beach Coast 2 Coast rinks and the Westminster Ice Rink. Schulman was also involved with the family in changing the team name and logo, and forming the Anaheim Ducks Foundation.

Schulman's role at H&S Ventures is multi-faceted. He is the Managing Director of the family office which oversees all the family's profit and nonprofit operations. H&S Ventures serves as the manager of AAM and ADHC as well as a number of other business entities in which the Samuelis are involved.

Schulman serves on the boards of Anaheim Arena Management, Anaheim Ducks Hockey Club, Anaheim Sports Holdings, Anaheim Ducks Foundation and HS Hockey Development. Previously, he served on the board of Commercial Capital Bank Corp., a public company listed on the NASDAQ Exchange. He is also a current member of the boards of Telluride Ski and Golf Company and KDOC Television.

Schulman also serves on many nonprofit boards. He has been a member of the University of California, Irvine Foundation Board since 1991 and is on the Stewardship Committee. He was one of the founding members and past chair of the UCI Planned Giving Leadership Council. Schulman serves on the boards of the Samueli Foundation, Samueli Institute for Information Biology, the Orange County Jewish Campus and Anaheim Ducks Foundation.

After earning his Bachelor of Arts in Economics from University of California, Berkeley, Schulman went on to the University of Santa Clara Law School. In addition, Schulman studied economics for one year at the University of Leeds in Leeds, England.

After law school, he was hired as a full-time law professor at the University of Southern California, after which he was a practicing attorney for a number of years and a partner with the law firm of McDermott, Will & Emery.

A native of California, Michael and his wife Sherry have four children (Annie, Danielle, Bryant and Natasha) and currently reside in Laguna.



BOB MURRAY

Executive Vice President and General Manager Anaheim Ducks Hockey Club, LLC

Bob Murray enters his 35th consecutive year in the National Hockey League, his second as Executive Vice President and General Manager of the Anaheim Ducks. He was named to his current position on Nov. 12, 2008 after spending the previous three-plus seasons as the club's Senior Vice President of Hockey Operations.

After taking over as Executive Vice President and General Manager, Murray made several changes to the roster that led to a dramatic turnaround.

Among others, Murray acquired Ryan Whitney, James Wisniewski and Mike Brown in making the club a young, faster and more athletic club. The Ducks charged down the stretch with a 10-2-1 record to make the playoffs for the fourth consecutive season. Anaheim then defeated the Presidents' Trophy-winning San Jose Sharks in the Western Conference Quarterfinals, becoming the fifth team in the expansion era (1967-68) to upset the league's top regular season team in the first round. The Ducks then fell to Detroit in a dramatic, seven game series in the Conference Semifinals. Murray's teams have now been in the playoffs eight consecutive seasons, four with Vancouver (2001-2004) and the last four with the Ducks (2006-2009).

Over the summer, Murray continued to revamp the club with the acquisition of forwards Saku Koivu and Joffrey Lupul. The Ducks enter the 2009-10 campaign with a potential top-six forward group that includes Koivu, Lupul, Ryan Getzlaf, Corey Perry, Bobby Ryan and Teemu Selanne. Each of those six players scored at least 50 points last season, and four of them are 26-years-old or younger.

Prior to being named Executive Vice President and General Manager, Murray was the club's Senior Vice President of Hockey Operations for three-plus seasons. He was named to the post on July 14, 2005. In this role, he reported directly to Executive Vice President and General Manager Brian Burke. Much of Murray's work behind the scenes under Burke led directly to many successful trades and other player transactions by Anaheim. During that three-year period, the Ducks won a Stanley Cup (2007), a Pacific Division title (2007), and qualified for the playoffs each season.

Murray's previous responsibilities as Senior Vice President of Hockey Operations included overseeing all aspects of player development, serving as General Manager of Anaheim's American Hockey League (AHL) affiliate (previously Portland and Iowa). Murray was the General Manager of the Portland Pirates of the AHL from 2005-06 through 2007-08. The Pirates went to the Conference Finals twice (2006 & 2008), appearing in six playoff rounds. Between 2005 and 2008 (three seasons), Anaheim and Portland combined to win 10 and appear in 14 playoff rounds over the last three seasons, both the most of any organization in hockey.

Prior to joining the Ducks, Murray worked as a Professional Scout with the Vancouver Canucks from 1999 to 2005 under then-General Manager Brian Burke (1998-2004). Murray's scouting expertise helped to build teams that recorded 100+ point season two years in a row (2002-03 and 2003-04) and advanced to the Stanley Cup Playoffs four seasons in a row (2001-04). Before his stint in Vancouver, he served as a Scouting Consultant for Anaheim during the 1998-99 season.

Murray was a member of the Chicago Blackhawks organization for 25 years, serving as General Manager from 1997-99. He was named the sixth General Manager in team history on July 3, 1997. He was promoted to the post after serving as Assistant General Manager under Bob Pulford for two seasons. Before joining upper-management, Murray was named the Director of Player Personnel in 1991 and was largely responsible for the club's NHL Entry Draft selections over eight seasons.

Drafted by the Blackhawks in 1974, Murray spent his entire 1,008-game, 15-year career in a Chicago uniform. He became just the fourth player in Blackhawks history to reach the 1,000-game plateau. In addition, he became the first defenseman in club history to appear in 100 postseason contests, reaching the mark during the 1990 Stanley Cup Playoffs. In all, Murray scored 132-382=514 points and currently ranks second in all-time points among Blackhawk defensemen (13th overall in club history). He was named to both the 1981 and 1983 NHL All-Star Games. Murray retired at the conclusion of the 1989-90 season. Known for his work ethic, intelligence and determination as a player, Murray remained with the organization as a Professional Scout following his retirement in 1990.

Bob and his wife Betsy have four children (Kevin, Andrew, Amanda and Katie), and a granddaughter (Mikayla).



TIM RYAN

**President/Chief Executive Officer,
Anaheim Arena Management, LLC**

**Executive Vice President/Chief Operating Officer,
Anaheim Ducks Hockey Club, LLC**

Tim Ryan enters his fifth season as Executive Vice President/Chief Operating Officer for the Anaheim Ducks. Since being named to his current post in the summer of 2005, Ryan has led the club to record levels of success in virtually every area of business operations. In addition to record ticket and sponsorship sales, Ryan has led aggressive community and fan development programs aimed at improved education, health and well-being, and recreation in the Southern California market. In response to the club's efforts, *ESPN the Magazine* ranked the Ducks highly in each of the last three "Ultimate Standings" editions, which measures the overall success of each franchise with respect to fan relations. Over that three-year period (2006-09), the Ducks average ranking is No. 1 in the NHL and No. 4 in all of professional sports.

Ryan is now in his 17th year with Honda Center and 31st in arena management and event creation. In addition to his duties with the NHL club, he serves as President and Chief Executive Officer of Anaheim Arena Management, LLC (AAM). In his role, Ryan oversees one of the premier entertainment and sports venues in the United States. Through mid-year 2009 *Pollstar Magazine* ranked Honda Center second in the entire Pacific Time Zone for live entertainment. The facility is also seven time finalist for "Venue of the Year" in the United States as selected by *Pollstar* editors.

Through strategic planning, business development and event production, Ryan ensures the arena is active with a variety of first-class events. Under his guidance, the arena recently hosted the hugely successful North American Premier of Star Wars: In Concert as well some of the world's top names in entertainment. Honda Center has also been home to the 2003 World Gymnastics Championships, 2005 World Badminton Championships, the annual John R. Wooden Classic, five NCAA men's basketball tournament events (including the first two rounds in 2008) and the first Frozen Four west of the Rocky Mountains in 1999. Honda Center has also been home to a variety of professional sports teams, including indoor soccer, arena football and indoor lacrosse, while regularly hosting performances by world-renowned musical artists and family entertainment for Orange County and Southern California fans. Since 1993, over 27 million people have been entertained at Honda Center, enjoying more than 2,700 events.

As Executive Vice President/Chief Operating Officer of the Anaheim Ducks, Ryan oversees all business operations of the professional hockey team. He assumed his current dual roles on June 20, 2005 when the Ducks were purchased by Dr. Henry and Susan Samuelli, owners of AAM. In four seasons, the Ducks have played to Honda Center crowds at 96.3% of capacity, selling out 123 games. The Ducks also had a 78-game sellout streak from 2006-08, and recorded the two largest crowds in club history this past season. The club hosted 17,601 fans in Game 4 vs. Detroit (Conference Semifinals) on May 7, 2009 and had a crowd of 17,597 vs. Philadelphia on Jan. 2, 2009.

Ryan has also spearheaded several initiatives from the Samuelis, including charitable programs that support approximately 500 non-profit organizations annually and an expanded grass-roots marketing program. The Anaheim Ducks recently launched *THE RINKS* program, which supports and promotes youth ice and roller hockey in Southern California. The blossoming program includes youth hockey leagues at Anaheim ICE, Huntington Beach, Corona, and Westminster. The club also launched the first-ever Orange County High School Hockey League in 2008 and has developed an education-based youth hockey program (S.C.O.R.E. – scholastic curriculum of recreation and education) that reaches 25,000 local school children.

In 1992, after a long career at the Long Beach Arena, Ryan joined the then Arrowhead Pond of Anaheim as Assistant General Manager. He was promoted to General Manager in 1998 and was named *Pollstar Magazine* "Facility Executive of the Year" for 2001. Near the end of 2003, the management contract for the arena was purchased by Anaheim Arena Management, LLC and Ryan was named President/CEO of both the company and the arena.

In addition to managing the 19,000-seat arena, Ryan is active in both the entertainment industry and in the local community. He helped to establish ArenaNetwork, an association that strives to increase the volume of business for its members. He also serves on the boards of several non-profit groups, including Big Brothers Big Sisters of Orange County, Los Angeles Sports Council, Orangewood Children's Foundation, Stars and Stripes Tournament, Tiger Woods Foundation and Tiger Woods Learning Center.

Ryan graduated from California State University, Long Beach in 1979 with a Bachelor's Degree in Finance. He lives with his wife Michele in Huntington Beach and enjoys golf, fly-fishing and skiing.



DAVID McNAB

Senior Vice President of Hockey Operations Anaheim Ducks Hockey Club, LLC

An original member of the Ducks, David McNab was promoted to Senior Vice President of Hockey Operations for the club on Nov. 18, 2008. He is now in his 32nd year in the NHL and 17th with Anaheim. McNab previously served as Anaheim's Assistant General Manager for 14 seasons. His duties include overseeing all aspects of player development, having an expertise on the new Collective Bargaining Agreement and its relationship to the salary cap in the NHL, contract and arbitration negotiation, player evaluation and scouting.

McNab's impact on the Ducks is significant. Anaheim has appeared in Stanley Cup Final twice (2003 & 2007) in the last six NHL seasons, including a championship in 2007. The club has won 10 playoff rounds since 2003, equaling the most in the NHL (also Detroit). In recent years, McNab scouted and signed collegiate free agents Andy McDonald, Chris Kunitz, Dustin Penner, Ryan Shannon, Ryan Carter and Curtis Glencross.

Prior to being named as the Ducks' Assistant General Manager in December of 1995, the 53-year-old McNab was the club's first Director of Player Personnel and was largely responsible for the team's selections in the 1994-96 NHL Entry and Supplemental Drafts. McNab has also held the position as General Manager of the Ducks' top farm team in the American Hockey League for six seasons (the Baltimore Bandits during the 1996-97 season and the Cincinnati Mighty Ducks from 1997-2002) while also working on the AHL's competition committee for many of those years.

Considered to be one of the hardest working and knowledgeable scouts in the National Hockey League, McNab began his professional scouting career in 1978 with the Washington Capitals, where he spent four seasons. In 1982, McNab was signed by the Hartford Whalers, where he spent seven seasons as a scout, the last two as the Director of Player Recruitment. He then joined the New York Rangers in 1989, where he worked for four seasons before leaving to join the Disney-owned Ducks in 1993. His work with the Rangers helped the club to the 1994 Stanley Cup championship.

A graduate of the University of Wisconsin in 1978 with a degree in Communication Arts, McNab was also a goaltender on one of the greatest college hockey teams of all-time, the 1977 University of Wisconsin Badgers' NCAA championship team. He was drafted by the St. Louis Blues in the ninth round of the 1975 NHL Entry Draft (151st overall). McNab has worked on numerous occasions for USA Hockey, both as an Assistant General Manager for the United States in the World Championships on three different occasions, as well as serving as a consultant for the 1984, 1988 and 1992 United States Olympic Teams. He has also been a three-time member of the selection committee that votes for the Hobey Baker Award, college hockey's version of the Heisman Trophy.

A member of one of the most respected families in the NHL, McNab is the son of the late Max McNab and brother of Peter McNab. Max played on the 1950 Stanley Cup champion Detroit Red Wings and was a former general manager with the Washington Capitals and New Jersey Devils. He was also a recipient of the 1998 Lester Patrick Award given annually for "outstanding service to hockey in the United States." Peter played in 954 NHL games, scoring 363 goals and 813 points in a 14-year career and currently ranks 107th all-time in goal scoring in the history of the National Hockey League. Peter is currently a broadcaster with the Colorado Avalanche.

David McNab was born in Vancouver, British Columbia, but grew up in San Diego, California and graduated from Point Loma High School in San Diego in 1973. He became a U.S. citizen in 1983. He and his wife, Kari, were married in Minneapolis, Minnesota in 1989 and have two daughters, Ali (18) and Erica (16). The McNab family resides in Yorba Linda, California.



RICK PATERSON

Director of Player Personnel

Rick Paterson was named Anaheim's Director of Player Personnel prior to the 2009-10 NHL season. He originally joined the Ducks on July 20, 2005 as Director of Professional Scouting. Paterson's responsibilities include extensive knowledge of all NHL personnel and depth charts, along with assisting in the evaluation of junior and college prospects. In addition, he aides Bob Murray in the procurement of players via free agency, trade or the NHL Entry Draft.

Paterson has over 30 years of experience as a player, coach and scout and has won the Stanley Cup four times. Along with his Stanley Cup championship with the Ducks in 2007, he won the title with Tampa Bay (2004) and Pittsburgh (1991 & 1992). Prior to joining the Ducks, he spent seven years with the Tampa Bay Lightning, winning the Stanley Cup in 2004 as the club's Chief Professional Scout. With Tampa Bay, he was responsible for scouting the NHL, American Hockey League (AHL) and professional leagues in Europe.

As a player, Paterson spent 10 years in the Chicago Blackhawks organization from 1978-1988. He appeared in 430 NHL games and 63 playoff contests. Before his NHL career began, he spent five seasons in the Quebec Major Junior Hockey League with the Cornwall Royals and was inducted into their Hall of Fame in 2002.

After retiring from the NHL as a player, Paterson joined the Pittsburgh Penguins as an Assistant Coach from 1988-93, winning the Stanley Cup in 1991 and 1992. He coached the Penguins' AHL affiliate in Cleveland from 1993-97 and joined the Tampa Bay Lightning as Assistant Coach in 1997-98. Paterson remained in that role until being named a Professional Scout prior to the start of the 1999-00 season.

Paterson and his wife Kathy reside in Florida and have twins: son David, and daughter Ashley. He also has a daughter, Brittany, who graduated last summer from McGill University in Montreal, Quebec.





How far is fun?

3,000 slots
just 55 miles from Honda Center!

SAN MANUEL INDIAN BINGO & CASINO

An Economic Development of The San Manuel Band of Mission Indians
777 San Manuel Blvd. Highland, CA 92346
www.sanmanuel.com | 888-777-7402

Must be 21 or over to enter casino.

Please gamble responsibly
1-800-GAMBLER





DOUG HELLER


Vice President of Finance Anaheim Ducks Hockey Club, LLC

Doug Heller enters his fourth season as Vice President of Finance for the Anaheim Ducks. He has over 18 years of experience as a financial executive in both the banking and insurance industries. Doug's primary responsibilities include overseeing the club's finance departments, including financial reporting, budgeting and forecasting. Recently, he has taken an active role in the *THE RINKS* program, leading the organization's effort to secure local ice and roller hockey rinks in Southern California. He also heads the finance department for *THE RINKS*, which includes Anaheim ICE, Corona Inline and Huntington Beach Inline.

Heller spent five years (2002-06) with Long Term Care Group, Inc. as its Chief Financial Officer. Long Term Care Group is a privately held insurance administrator with annual revenue of approximately \$100 million. While with Long Term Care Group, Heller oversaw the company's rapid growth in both revenue and operating income, as well as a successful sale to a new ownership group. Prior to his time in insurance, Heller spent 10 years with Pacific National Bank where he served first as Chief Financial Officer and then as President of PNB Mortgage, a subdivision of the company.

Heller graduated from the University of Colorado, Boulder with a Bachelor of Science Degree in accounting in 1979 and became a Certified Public Accountant in 1983.

Doug has lived in Irvine for the past 20 years. He and his wife Linda have two children, Jacob and Hailey. In his spare time, he enjoys a variety of outdoor activities, including skiing, golfing and watching his son play ice hockey.



JAY SCOTT

Vice President of Human Resources Anaheim Ducks Hockey Club, LLC

Anaheim Arena Management, LLC

Director of Human Resources, H&S Ventures, LLC

Jay Scott enters his first full season with the Ducks after joining the organization in March 2009. He oversees the human resources department with the team and arena staff, as well as *THE RINKS* Program. Jay brings years of leadership experience as well as expertise in strategic planning, workforce management, change initiatives, process improvement, performance optimization and employee and labor relations.

Most recently, Jay has served as the Director of HR at the Tribune Company where he spent a total of seven years, including three years at Newsday Media Group on Long Island. More recently he provided internal human resources services for the Los Angeles Times Media Group, including employee relations, labor relations, organizational development and strategic issues.

Jay has over 20 years of HR experience in hospitality, entertainment and multi-media companies, including Hilton Hotel Corporation and The Walt Disney Company where he oversaw the opening of Tokyo DisneySea theme park and two Disney-branded hotels in over 13 years with the company (1989 to 2002).

Jay is a graduate of Washington State University where he earned his BA in Business Administration with an emphasis in Human Resources. He also has a Senior Human Resources Professional Certification and has completed the Organizational Change Leadership Program at Pepperdine University.

Jay enjoys playing basketball and softball and is an avid runner, having completed numerous half-marathons and most recently his first full marathon. Jay and his wife Jeanice reside in Irvine with their two children, Karla and Leland.



KEVIN STARKEY

Vice President of Operations Anaheim Arena Management, LLC

Kevin Starkey was named Vice President of Operations for Anaheim Arena Management (AAM) on Oct. 24, 2007. He oversees all arena operations, including marketing and public relations.

Starkey's career in public facilities and arena management has spanned more than 17 years. Along the way he has accumulated a long list of accomplishments. Most recently he was the point person for Honda Center's highly successful \$13 million renovation, which included a new 95-foot marquee located adjacent to the 57 Freeway, a completely remodeled club level restaurant (Jack Daniel's Old No. 7), a second in-arena LED ring and a remodeled Anaheim Ducks Team Store.

Starkey, hired by the arena in 1993, has also been instrumental in all facets of the building's day-to-day operational efforts, including all beautification, maintenance, changeover and capital improvements.

Prior to coming to Honda Center, Starkey worked at the Great Western Forum, then home to the National Basketball Association's Los Angeles Lakers and the National Hockey League's Los Angeles Kings.

A native of Torrance, California, Starkey graduated from California State University, Long Beach where he played quarterback for the school from 1979-80. In addition, he played three seasons in the Canadian Football League (CFL) with the Ottawa Rough Riders and the Montreal Concordes and was a member of the 1981 Ottawa club that fell to Warren Moon and the Edmonton Eskimos (26-23) in the CFL's Grey Cup. He also played two seasons in the United States Football League with the Oakland Invaders and Portland Breakers.

Kevin and his wife Christine reside in Murrieta, California. He has three children, Sean, Alyssa and Christian.



BOB WAGNER

Senior Vice President/Chief Marketing Officer Anaheim Ducks Hockey Club, LLC Anaheim Arena Management, LLC

Bob Wagner enters his fifth year as Senior Vice President/Chief Marketing Officer for the Anaheim Ducks after being named to the position on June 20, 2005. In his current role, he leads all aspects of business operations, including: broadcasting, sponsorship, ticket sales, premium sales, marketing, community relations, entertainment, fan development, media sales, and communications.

In four years since the purchase of the team by Henry and Susan Samuelli in 2005, Wagner has secured several new sponsorship agreements and exponentially increased such revenue. He led the name and uniform change for the team, beginning the process late in 2005 and completing it by June 2006. In addition to his club responsibilities, Wagner negotiated his fourth title-rights sponsorship deal in 2006. After negotiations with several companies bidding on the arena, the Arrowhead Pond of Anaheim officially became Honda Center on Oct. 3, 2006.

Wagner originally joined the Ducks in the club's inaugural season in 1993-94. In 1996, he returned to baseball when Anaheim Sports, Inc., purchased the Angels. In his role as Vice President of Sales & Broadcasting, Wagner successfully built both teams' relationships with local and national partners.

In 2000, after 16 years in Anaheim with professional baseball and hockey, Wagner joined the National Hot Rod Association (NHRA) as Vice President of Sales and Business Development. Four years later, in July of 2004, he returned to Orange County and Honda Center as the Vice President/Chief Marketing Officer.

Wagner is a member of several boards, including the Long Beach State University Sports Management program, Santa Margarita Catholic High School and the CHOC Foundation.

A California State University, Long Beach graduate and native of Seal Beach, California, Wagner currently resides in Dove Canyon with his wife, Debbie, and their three children, Ryan, Amanda and Nick.



ANGELA WERGECHIK

Vice President of Finance Anaheim Arena Management, LLC

Now in her 15th year at Honda Center, Angela Wergechik is the Vice President of Finance for Anaheim Arena Management, LLC (AAM). In her current role, she is responsible for the overall financial planning and management of AAM, including the annual development of the budget, business and capital improvement plans and monthly reporting.

Wergechik was promoted to her current post in May 2006, after serving as the company's Director of Finance for eight years. Before joining AAM, she accrued 10 years of accounting experience, previously serving the Ducks, the Walt Disney Company's Internal Audit Department, Deloitte and Touche, LLC and the Merchant Bank of California.

In April 2002, Angela had an instrumental role in the successful transfer of ownership from the building's then-management company, Covanta Energy Corporation, parent company to Ogden Facility Management, to its current management company, Anaheim Arena Management, LLC. Her financial expertise came into play once again when she oversaw the purchase of the Anaheim Ducks by AAM's parent company in June 2005.

Wergechik holds a Bachelor of Arts degree in accounting from Loyola Marymount University and became a Certified Public Accountant in 1993. When away from the office, Wergechik donates her time to the Volunteer Income Tax Assistance program (VITA), an IRS tax organization. She is also on the Board of Directors for Taller San Jose, an organization which provides learning and vocational training for youth in Santa Ana. Angela resides in Irvine.



BERNARD SCHNEIDER

General Counsel Anaheim Ducks Hockey Club, LLC Anaheim Arena Management, LLC

Bernard Schneider is entering his fifth year as General Counsel of the Anaheim Ducks. He has been an attorney for over 36 years and oversees all legal affairs for the Ducks and the Honda Center. Previously, Schneider was a partner at the law firm of McDermott, Will & Emery and represented a variety of corporate and banking clients.

Schneider also serves as Chairman of Commerce National Bank and as a member of the Board of Directors of First American Trust, FSB as well as Chairman of Taller San Jose, a Santa-Ana based non-profit organization. He is a member of the Board of Trustees of St. Margaret's Episcopal School, located in San Juan Capistrano. Schneider received a Bachelor of Arts degree from Whittier College in 1968 and a Juris Doctor degree from the University of Southern California in 1973.

A native of Illinois, Schneider has lived in Orange County for over 50 years. He and his wife, Janet Keller, live in Laguna Beach with their two children, Michael and Katherine. He enjoys reading, skiing, public policy and spending time with his family.



PRIMETICKET**HD**




RANDY CARLYLE

Head Coach

Randy Carlyle enters his fifth season as Head Coach of the Anaheim Ducks. He was named the seventh head coach in team history on August 1, 2005, and has since recorded the most wins (180) and highest winning percentage (.611) in team history. In 328 regular season games as an NHL head coach, Carlyle owns a 180-107-41 record.

Carlyle led the Ducks to a franchise-record fourth consecutive playoff appearance in 2008-09 with a 42-33-7 record for 92 points, ranking second in the Pacific Division and eighth in the Western Conference. Carlyle coached his 300th career NHL game on Feb. 4, 2009 at Minnesota and recorded his 150th career win on Nov. 24, 2008 vs. Colorado. With a 4-2 series win over San Jose in the Western Conference Quarterfinals, the Ducks became the fifth team to upset the NHL's best regular season team (by standings points) in the first round since the Expansion Era began (1967-68). The Ducks were also just the 11th team in NHL history to defeat a team who earned 110-or-more standings points during the regular season in the first round. With the series victory, Anaheim advanced to the second round to face Detroit for the fifth time in franchise history. The Ducks stretched the Western Conference Semifinals to seven games before falling short in Game 7 at Detroit.

In 2007-08, Carlyle guided Anaheim to a second-place finish in the Pacific Division and fourth-place finish in the Western Conference. A year earlier in only his second season as an NHL head coach, Carlyle led the Ducks to their first ever Stanley Cup championship. The Ducks defeated Minnesota (five games), Vancouver (five games), Detroit (six games) and Ottawa (five games) to become the first California team to win hockey's ultimate prize. Carlyle also led the Ducks to their first Pacific Division championship in



RANDY CARLYLE'S HEAD COACHING RECORD

Season	Team	League	GP	REGULAR SEASON					PLAYOFFS	
				W	L	T	*OTR	PTS	W	L
1995-96	Winnipeg	NHL		-Assistant Coach-						
1996-97	Manitoba	IHL		-Assistant Coach-						
	Manitoba	IHL	32	16	14	NA	2	34	-	-
1997-98	Manitoba	IHL	82	39	36	NA	7	85	0	3
1998-99	Manitoba	IHL	82	47	21	NA	14	108	2	3
1999-00	Manitoba	IHL	82	37	31	NA	14	88	0	2
2000-01	Manitoba	IHL	82	39	31	NA	12	90	6	7
2002-03	Washington	NHL		-Assistant Coach-						
2003-04	Washington	NHL		-Assistant Coach-						
2004-05	Manitoba	AHL	80	44	26	7	3	98	8	6
2005-06	ANAHEIM	NHL	82	43	27	-	12	98	9	7
2006-07	ANAHEIM	NHL	82	48	20	-	14	110	16	5
2007-08	ANAHEIM	NHL	82	47	27	-	8	102	2	4
2008-09	ANAHEIM	NHL	82	42	33	-	7	91	7	6
NHL Totals			328	180	107	-	41	401	34	22

* 1996-97 to 1998-99

Shootout Loss
Overtime Points

* 1999-00

* 2004-05 to 2007-08

Shootout Points
Overtime Loss

2006-07, compiling a regular-season record of 48-20-14 for 110 points. The club set franchise records in most major statistical categories, including wins, standings points and goals (254), eclipsing marks the team set the previous season.

In his first year as a head coach in the NHL (2005-06), Carlyle led the Ducks to playoff series wins vs. Calgary (seven games) and Colorado (four games), before the club fell in the Conference Finals to Edmonton (five games). Anaheim's playoff run followed a then-best regular season performance in team history when the club set then team records in wins (43), points (98) and goals scored (251).

Carlyle, 53, spent the 2004-05 season as Head Coach of the Manitoba Moose, Vancouver's primary development affiliate in the American Hockey League. He led Manitoba to a 44-26-3-7 record (.613 winning percentage) and an appearance in the 2005 Calder Cup Semifinals.

In all, Carlyle spent six seasons (1996-01 & 2004-05) as Head Coach in Manitoba (both in the International and American Hockey Leagues), earning a career mark of 222-159-52-7 with the franchise. He had the additional duties of General Manager of the Moose from 1996-00, adding the title of club President for the 2001-02 season. The Sudbury, Ontario native helped the Moose to a 47-21-14 record for 108 points in 1998-99, for which he was named the IHL's General Manager of the Year.

Following the 2001-02 season, Carlyle joined the coaching staff of the Washington Capitals. He served as an Assistant Coach with Washington for two years (2002-04), helping the organization return to the Stanley Cup Playoffs in his first season before rejoining Manitoba in 2004-05.

Carlyle played 17 seasons in the NHL with Toronto, Pittsburgh and Winnipeg. He appeared in 1,055 games and earned 148-499=647 points. Known as a fiery, tough-nosed defenseman, he was selected to play in four NHL All-Star Games and won the Norris Trophy as the league's top defenseman in 1981. He set a career high with 82 points in 1980-81, appearing in 76 games with Pittsburgh that season. In all, Carlyle had five seasons in which he topped the 50-point plateau. He appeared in 69 NHL postseason games as a player, earning 9-24=33 points.

At the conclusion of his playing career in 1993, Carlyle remained with the Winnipeg organization's hockey operations staff, eventually becoming an Assistant Coach for the 1995-96 season.

Randy and his wife Corey have three children, sons Craig (25) and Derek (23), as well as daughter Alexis (13). The family resides in Anaheim Hills.



RANDY CARLYLE'S CAREER PLAYING STATISTICS

Season	Team	League	REGULAR SEASON						PLAYOFFS				
			GP	G	A	Pts.	PIM	+/-	GP	G	A	Pts.	PIM
1973-74	Sudbury	OMJHL	12	0	8	8	21	-	4	0	0	0	6
1974-75	Sudbury	OMJHL	67	17	47	64	118	-	15	3	6	9	21
1975-76	Sudbury	OMJHL	60	15	64	79	126	-	17	6	13	19	70
1976-77	Toronto	NHL	45	0	5	5	51	-19	9	0	1	1	20
	Dallas	CHL	26	2	7	9	63	-	-	-	-	-	-
1977-78	Toronto	NHL	49	2	11	13	78	4	7	0	1	1	8
	Dallas	CHL	21	3	14	17	31	-	-	-	-	-	-
1978-79	Pittsburgh	NHL	70	13	34	47	78	4	7	0	0	0	12
1979-80	Pittsburgh	NHL	67	8	28	36	45	-	5	1	0	1	4
1980-81	Pittsburgh	NHL	76	16	67	82	136	-16	5	4	5	9	9
1981-82	Pittsburgh	NHL	73	11	64	75	131	-16	5	1	3	4	16
1982-83	Pittsburgh	NHL	61	15	41	56	110	-26	-	-	-	-	-
1983-84	Pittsburgh	NHL	50	3	23	26	82	-25	-	-	-	-	-
	Winnipeg	NHL	5	0	3	3	2	4	3	0	2	2	4
1984-85	Winnipeg	NHL	71	13	38	51	98	23	3	0	2	2	4
1985-86	Winnipeg	NHL	68	16	33	49	93	-12	-	-	-	-	-
1986-87	Winnipeg	NHL	71	16	26	42	93	-6	10	1	5	6	18
1987-88	Winnipeg	NHL	78	15	44	59	210	-20	5	0	2	2	10
1988-89	Winnipeg	NHL	78	6	38	44	78	-19	-	-	-	-	-
	Canada	WEC-A	9	1	4	5	4	-	-	-	-	-	-
1989-90	Winnipeg	NHL	53	3	15	18	50	8	-	-	-	-	-
1990-91	Winnipeg	NHL	52	9	19	28	44	6	-	-	-	-	-
1991-92	Winnipeg	NHL	66	1	9	10	54	4	5	1	0	1	6
1992-93	Winnipeg	NHL	22	1	1	2	14	-6	-	-	-	-	-
NHL Totals			1055	148	499	647	1400	-112	69	9	24	33	120



DAVE FARRISH

Assistant Coach

Dave Farrish enters his fifth season as an Assistant Coach of the Anaheim Ducks. He was named to his current post on August 9, 2005 and won his first Stanley Cup with the club in 2007.

Farrish, 53, joined the organization after one season with the Pensacola Ice Pilots of the ECHL (2004-05). Farrish served as Head Coach and Vice President of Hockey Operations with Pensacola, leading the club to the league's best record (51-16-5; .743 winning percentage).

A native of Lucknow, Ontario, Farrish brings 19 years of coaching experience to the Ducks' bench. Farrish has served as Head Coach of 1,027 professional hockey games between the American Hockey League (AHL), International Hockey League (IHL) and the ECHL, compiling a record of 520-402-83-22.

Before joining Pensacola, he led the Louisiana IceGators (ECHL) to four consecutive division championships from 2000-01 to 2003-04. After leading the IceGators to a 56-12-4 record in 2001-02, Farrish was named the ECHL Coach of the Year.

Prior to his time in the ECHL, he was the Head Coach of the Springfield Falcons of the AHL from 1997-98 to 1999-00, compiling a record of 113-96-27. From 1993-94 to 1996-97, Farrish served as Head Coach in the IHL with the Salt Lake City Golden Eagles (1993-94) and Fort Wayne Komets (1995-96 and 1996-97).

Farrish began his coaching career with Moncton of the AHL in 1989-90, where he coached until joining the New Jersey Devils as an Assistant Coach under Herb Brooks for the 1992-93 season. Including the Devils, Farrish's teams have qualified for postseason play in 15 of his 18 seasons.

Farrish played seven seasons (1976-77 to 1983-84) in the NHL as a defenseman with Toronto, Quebec and the New York Rangers. In 430 regular season games, he recorded 17-110=127 points. Farrish was originally drafted by the Rangers in the second round (24th overall) of the 1976 NHL Entry Draft.

Dave and his wife Roxanne reside in Anaheim Hills.



NEWELL BROWN

Assistant Coach

Newell Brown begins his seventh season as an Assistant Coach with the Anaheim Ducks. Prior to rejoining the organization in August of 2005, Brown spent four seasons with the Columbus Blue Jackets as an Associate Coach. The Cornwall, Ontario native originally served as an Assistant Coach for the Ducks in the 1998-99 and 1999-00 seasons.

A 2007 Stanley Cup champion, Brown has over 20 years of coaching experience at the NCAA, American Hockey League (AHL) and NHL levels. Prior to his original stint with Anaheim, Brown was an Assistant Coach with the

Chicago Blackhawks for two seasons, 1996-98.

Before joining the NHL ranks, Brown spent four seasons in the Detroit Red Wings organization as Head Coach of the Adirondack Red Wings, Detroit's AHL affiliate. He also served as Head Coach of Michigan Tech University from 1990-92 and was an assistant at his alma mater, Michigan State University, from 1986-90. He helped the Spartans win back-to-back regular season and CCHA tournament titles in 1988-89 and 1989-90.

As a player, Brown spent two seasons with the Cornwall Royals of the Ontario Hockey League in 1978-79 and 1979-80 and helped the Royals win the Memorial Cup in 1979. From 1980-84, Brown played at Michigan State, where he served as team captain in his final three seasons and earned First Team All-CCHA honors in 1982.

Vancouver's sixth pick (158th overall) in the 1982 NHL Entry Draft, Brown spent one year in the Canucks organization playing with Fredricton (AHL) and Muskegon (IHL) in 1984-85 before serving as captain of the Canadian National Team in 1985-86.

Newell and his wife Lori have a daughter, Erika, and son, Adam. The family resides in Yorba Linda.



PETE PEETERS

Goaltending Consultant

Pete Peeters is entering his first season as Anaheim's Goaltending Consultant.

Peeters joins the Ducks after having served as the Edmonton Oilers goaltending coach for the last eight seasons. During his tenure, he helped Dwayne Roloson backstop the Oilers to a Stanley Cup Final appearance in 2006. Prior to joining Edmonton, Peeters spent four seasons as the goaltending coach for the Winnipeg Jets and Phoenix Coyotes from 1993-97.

The Edmonton, Alberta native captured the Vezina Trophy as the NHL's best goaltender for the 1982-83 season. He won the trophy as part of a career year with Boston in which he placed second in Hart Trophy (league MVP) balloting behind Wayne Gretzky. He also recorded a league-leading 40 wins and a 2.36 GAA that season. In his first full NHL season in 1979-80, Peeters earned a 29-5-5 record, helping the Philadelphia Flyers to a 35-game undefeated streak, which is the longest in NHL history. That same year, he helped the Flyers advance to the Stanley Cup Final, falling to the New York Islanders in six games. In his 13-year career (1978-91), Peeters appeared in 489 career games with Philadelphia, Boston and Washington, recording a 246-155-51 mark with a 3.08 GAA. He was also a four-time All-Star, appearing in the mid-season classic in 1980, 1981, 1983 and 1984.

The 51-year-old Peeters was selected by Philadelphia in the eighth round (135th overall) of the 1977 NHL Amateur Draft. He represented the Canada Cup-winning Canadian squad in 1984, going 3-1-0 with a 3.33 GAA in four games. Pete and his wife Laurie have two sons and one daughter and currently reside in Edmonton.



JOE TROTTA

Video Coordinator

Joe Trotta returns for his fifth season as Video Coordinator for the Anaheim Ducks. In his role, Trotta works closely with the coaching staff in compiling all pre-scout and game film for review.

Prior to joining the Ducks, Trotta served as Head Coach of the Los Angeles Jr. Kings, an 18-and-under AAA team, for two seasons. He spent the 2003-04 season coaching alongside former Kings and current Blackhawks assistant coach Mark Hardy. Trotta has nearly 300 games experience as an assistant coach at the professional level with the Columbus Chill (ECHL), Indianapolis Ice (IHL and CHL) and Peoria Rivermen (ECHL). While with the Ice, he won the 1999-00 Miron Cup as CHL champions. In addition, Trotta has coached under former AHL Coaches of the Year Don Granato (Worcester) and Bruce Cassidy (Grand Rapids). In all, Trotta has accrued over 13 years of coaching experience.

Prior to coaching, the Los Angeles native played hockey at the junior level in British Columbia and senior hockey in Northern Alberta. In addition, he played for the Dayton Jets of the All-American Hockey League in Dayton, Ohio. Trotta currently resides in Reseda and enjoys fishing and watching sports in his spare time.



SEAN SKAHAN

Strength and Conditioning Coach

Sean Skahan enters his eighth season as the Strength and Conditioning Coach for the Anaheim Ducks. Skahan joined the Ducks in 2002 and is responsible for the overall strength and conditioning program for all players in the Ducks system. Skahan also coordinates all off-ice training at the annual prospect conditioning camp.

Prior to working with the Ducks, he was the Assistant Strength and Conditioning Coach at Boston College for the 2001-02 season where he worked with the hockey team. In 2000-01, he was the Assistant Strength and Conditioning Coach at the University of North Dakota. While earning his Master's degree in Kinesiology, the Massachusetts native worked as a Graduate Assistant Strength Coach at the University of Minnesota from 1999-00. He earned his bachelor's degree in exercise physiology from the University of Massachusetts at Boston in 1998. He also holds certifications from the National Strength and Conditioning Association (N.S.C.A.) and USA Weightlifting.

Sean, his wife Hillary and son Will reside in Anaheim Hills.



MARTIN MADDEN

Director of Amateur Scouting

Martin Madden enters his second season with the Ducks, serving as the Director of Amateur Scouting. In his role as chief amateur scout, Madden will evaluate top prospects throughout North America and attend all the major European junior tournaments. He will also play a key role in producing a final prospect list leading up to the 2010 NHL Entry Draft.

A native of Quebec City, Madden spent four years as an amateur scout for Carolina, winning the Stanley Cup with the Hurricanes in 2006. Prior to his time in Carolina, he served as a scout for the New York Rangers for seven seasons. Martin received his first scouting position with the Halifax Mooseheads of the Quebec Major Junior Hockey League (QMJHL) while completing his M.B.A. in Finance at HEC Montreal.

Madden played center at high-level minor hockey until Midget AAA. He walked on as a freshman for the McGill University hockey team but stopped playing to concentrate on his studies, completing a degree in engineering.

Martin and his wife Lyssa reside in Montreal, Quebec. The couple recently enjoyed the activities surrounding the 400th anniversary of Quebec City, including a concert by Paul McCartney. In his spare time, Martin racks up countless kilometers cycling in the Montreal and Quebec City regions. He also is passionate about golf, tennis, the NFL, wine and music.



ALAIN CHAINEY

Director of Player Development


An original member of the Ducks, Alain Chainey is entering his 17th season with the team. Chainey's main responsibilities entail following the development of prospects within the Ducks system.

A native of Thetford-Mines, Quebec, Chainey has over 15 years experience as a hockey coach, including three seasons as an assistant coach with the Quebec Nordiques (1988-90). The 57-year-old Chainey spent 1990-93 as a head coach in the Quebec Major Junior Hockey League (QMJHL) with both Beauport and Victoriaville.

The 1984-85 Canadian Collegiate Coach of the Year, Chainey also played three seasons in the QMJHL, as well as three seasons for the University of Moncton. He received a bachelor's degree from the university in physical education in 1974.

Chainey enjoys playing golf as much as possible during the summer months. He and his family reside in Ste-Foy, Quebec.





DAVE BASEGGIO

Professional Scout

Dave Baseggio is entering his second season as a professional scout for the Ducks.

With over nine years experience in professional hockey management, Baseggio joined Anaheim in 2008-09 after serving as head coach of the AHL's Peoria Rivermen (2006-08). Originally from Niagara Falls, Ontario, Dave also spent five seasons with the NY Islanders organization as an assistant and head coach for Bridgeport (AHL). While holding the post of assistant coach from 2001-05, Baseggio saw the club advance to the Calder Cup Finals in 2002 and finish first overall in the regular season standings that year. During

the 2003-04 season, the Tigers broke the AHL goals-against average record and had a franchise-record 22-game unbeaten streak. Dave assumed the title of head coach in 2005-06 and was named a finalist for the AHL's Coach of the Year. Following his playing career, Baseggio joined the Charlotte Checkers of the ECHL for the 2000-01 season, serving as assistant coach and assistant director of hockey operations.

A graduate of Yale University in 1989 with a B.A. in Economics, Baseggio played four years of college hockey with the Bulldogs as a defenseman and was elected team captain in 1988-89. He earned ECAC All-Star honors in his final three collegiate seasons. Following college, he played professionally for 12 seasons in the AHL and IHL, and was a two-time IHL All-Star (1997 and 1999).

Dave and his wife Sondra are parents to son Michael (8) and daughter Katherine (5). The family resides in Branford, Connecticut. Because his job requires so much travel, Dave enjoys spending his downtime at home with the family.



GLEN COCHRANE

Amateur Scout

Glen Cochrane enters his third season with the Ducks after spending the previous five seasons scouting for the Colorado Avalanche. With the Ducks, Cochrane is responsible for amateur scouting across Western Canada and tournaments held in Europe.

A Kamloops, British Columbia native, Cochrane played in 411 NHL games with Philadelphia, Vancouver, Chicago and Edmonton from 1978-89, collecting 17-72=89 points with 1,556 PIM as a defenseman. Following his professional career, Glen joined the WHL ranks in 1995 as an assistant coach for the Kelowna Rockets. He continued his coaching career for the next 10 years

at both the junior and minor league levels. Cochrane joined the Colorado Avalanche organization for the 2001-02 season, assuming similar responsibilities that he currently holds with the Ducks.

Glen and his wife Joan have three daughters: Shelby (23), Paige (21) and Tegan (17). The family resides in Kelowna, British Columbia. In his spare time, Cochrane enjoys fishing, cycling and traveling with his family.



JEFF CRISP

Amateur Scout

Jeff Crisp is in his seventh season with the Ducks as an Amateur Scout.

Crisp's main responsibilities with the Ducks include scouting North America and Europe for the NHL Entry Draft. He was previously a member of the Calgary Flames scouting department for four seasons (1999-03).

From 1995-99, Crisp was the Director of Marketing and Communications for the Peterborough Petes of the Ontario Hockey League after graduating with a degree in Economics from the University of Calgary.

Crisp's father, Terry, was Head Coach of the 1989 Stanley Cup champion Calgary Flames. He also won two Cups as a player with the Philadelphia Flyers

in 1974 and 1975.

Jeff and his wife Trish have two sons: Tommy (7) and Kale (5). The family resides in Calgary, Alberta, where Jeff also helps coach a high school baseball team and Trish works as a special education teacher.



JAN-ÅKE DANIELSON

European Scout

Jan-Åke Danielson is in his 12th season with the Ducks as a European Scout.

Prior to joining the Ducks organization, Danielson worked as a full-time coach in Sweden from 1987-98. During that time, he also coached for Sweden's World Jr. Championship team five times. He was also a part-time scout for the Florida Panthers for three years.

Danielson played for five years in the Swedish Elite League before attending the University of Wisconsin, where he was a member of the school's 1983 National Championship Team. He graduated from Wisconsin in 1986 with a

degree in Physical Education and still enjoys spending at least part of his summer vacationing in the United States.

The 47-year-old Danielson resides in Gothenburg, Sweden with his wife Regina. The couple's two daughters, Gabriella (16) and Cecilia (12), are competitive figure skaters and are among the top athletes for their age-group in Sweden.



BOB FERGUSON

Scout

Bob Ferguson is in his second season with the Ducks, his first season serving as a scout. He is responsible for amateur and college scouting along with other special assignments in hockey operations.

Ferguson has logged over 28 years experience in a coaching or management capacity at the minor league and junior levels. In 2008-09, Bob held the post of Assistant General Manager for the Iowa Chops, the Ducks then-affiliate in the AHL. Ferguson spent nine years as a head coach in the professional ranks with the Indianapolis Ice of the then-International Hockey League (IHL), as well as the Florida Everblades and Augusta Lynx (ECHL). In his nine seasons as a professional coach, Ferguson's teams never missed the playoffs. Bob also coached in the United States Hockey League (USHL) for 17 seasons with the Sioux City Musketeers and Des Moines Buccaneers. With 517 career USHL coaching wins, he remains the all-time leader in the category. During his tenure, he led Sioux City (2) and Des Moines (3) to multiple Clark Cup Championships.

Other accolades include: a three-time USA Hockey National Champion (Gold Cup), a five-time USHL Coach of the Year, a five-time USHL General Manager of the Year and two-time ECHL Coach of the Year.

Bob and his wife Lisa have been married 30 years. They have two children: son Brett (22) and daughter Kaylee (17). The Fergusons currently reside in Des Moines, Iowa. In his free time, Bob enjoys watching his son play baseball and his daughter perform with her theater arts group.



KONSTANTIN KRYLOV

European Scout

Konstantin Krylov is in his 14th season with the Ducks, serving as one of the club's European scouts. Krylov was the first-ever Russian-born scout hired by a National Hockey League team when he joined the staff of the Minnesota North Stars in 1990.

Krylov spent time with the San Jose Sharks scouting department, prior to joining the Ducks in 1996. He likes jazz, blues and rock music as well as collecting any kind of NHL statistics publication. His favorite hobbies include mountain biking and photography.



MATT LAATSCH

Scout

Matt Laatsch begins his third season as a member of the Ducks organization, his first as a scout. He is responsible for college scouting and special assignments in hockey operations.

Laatsch's experience in hockey comes at both the playing and coaching levels. For the past two seasons, he has served as an assistant coach to Anaheim's then-affiliates Iowa (2008-09) and Portland (2007-08) in the American Hockey League. The 29-year-old Laatsch helped lead the Pirates to an Eastern Conference Finals appearance in the 2008 Calder Cup Playoffs. Before joining the Anaheim organization, Matt was an assistant coach in 2006-07 at the University of Denver (his alma mater) under two-time National Coach of the Year George Gwozdecky. A member of the Pioneers' back-to-back NCAA Championship squads in 2004 and 2005 (team captain in 2005), Laatsch appeared in 110 career games with Denver, collecting 6-24=30 points as a defenseman. He helped his team to a 112-43-14 record over four seasons, which also included two Western Collegiate Hockey Association Final Five titles and two WCHA regular season championships.

A native of Burnsville, Minnesota, Laatsch earned his bachelor's degree in business management from Denver in 2004. He currently resides in Des Moines, Iowa with his fiancée, Jill. The couple has plans to marry in July 2010. In his spare time, Laatsch likes to golf and play the guitar.



JIM SANDLAK

Amateur Scout

Jim Sandlak enters his second season with the Ducks as an amateur scout. His main responsibilities include scouting the Ontario Hockey League and USA Hockey's Under-18 development program.

A veteran of 549 NHL games, Sandlak spent 11 seasons with the Vancouver Canucks and Hartford Whalers. He collected 110-119=229 career NHL points while also appearing in 33 Stanley Cup Playoff contests. Sandlak also won the gold medal with Team Canada at the 1985 World Juniors before winning silver as team captain the following year. After his playing career, Jim worked in the grocery industry, owned his own construction company and most recently served as an assistant coach for the Sarnia Sting (OHL).

Jim and his wife Susan have two sons: Patrick (18) and Carter (16). He spends most of his spare time traveling between Patrick's football games and Carter's hockey games. The family vacations at their Northern Ontario cottage during the summer, enjoying recreational activities such as boating and fishing. In addition, Jim continues to work on his golf game when time permits.





DOUG SHEARER

Equipment Manager

Doug Shearer enters his third season with the Ducks, his 26th in the National Hockey League. A veteran of 2,143 NHL regular season games as an equipment manager, Shearer logged his 2,000th game in a 6-3 Ducks win on Nov. 15, 2007 at Los Angeles.

Shearer joined the Ducks after serving as the Head Equipment Manager for the Washington Capitals from 1983-07. While with the Capitals, Shearer saw the club advance to the Stanley Cup Final during the 1997-98 season. He joined the Capitals organization at the start of the 1981-82 season, serving as the head trainer for the Hershey Bears, Washington's primary affiliate of the

American Hockey League.

Shearer also had the privilege to join Team USA on several occasions as the head equipment manager, including the 2003 World Championship in the Czech Republic, the 2002 Olympic Winter Games in Salt Lake City, Utah and the 1997 World Championship in Finland. In addition, he served as equipment manager for the 1999 NHL All-Star Game in Tampa, following Washington's appearance in the Stanley Cup Final.

A native of Salisbury, North Carolina, Doug and his wife Carrie have two children: Zach and Amy. The family resides in Maryland. Shearer is a graduate of West Chester State College and holds a Bachelor of Science degree in Health and Physical Education. In his spare time, Doug enjoys hunting and fishing.



CHRIS ALDRICH

Assistant Equipment Manager

Chris Aldrich begins his first season as the Ducks' assistant equipment manager after spending two years with the organization at the American Hockey League level.

Having served as the equipment manager of previous Anaheim AHL affiliates Iowa in 2008-09 and Portland in 2007-08, Aldrich brings over 19 years of experience in the industry to the Ducks. Prior to joining the Anaheim organization in 2007, he spent 17 seasons as a member of the Boston Bruins franchise. Chris first held the post of equipment manager with the Providence Bruins (AHL) and then moved up the ranks to become assistant equipment manager

for the NHL Bruins for 10 years. He originally honed his skills serving as a stick boy for the Maine Mariners while in high school and went on to work for the club full-time during college. Chris cites advancing to the Eastern Conference Finals with Portland in 2008 as his favorite hockey memory.

Originally from Windham, Maine, Aldrich attended Rhode Island College and majored in history. When away from the rink, he enjoys playing tennis and is also an auto racing enthusiast. In addition, Chris is an avid runner, having completed the Boston Marathon on three separate occasions, most recently in 2006. Chris and his wife, Susan make their offseason residence in Pelham, New Hampshire with their son, Andrew (2).



CHRIS KINCAID

Equipment Assistant

Chris Kincaid enters his 17th season with the Ducks.

Having been with the organization since its inception in 1993, Kincaid has also worked for Team USA on two different occasions. He joined gold medal-winning Team USA at the 1996 World Cup as well as in Nagano, Japan for the 1998 Olympic Winter Games.

The Utica, New York native assists Equipment Manager Doug Shearer in handling equipment transfers for visiting teams at Honda Center and Anaheim ICE.

Kincaid lives with his wife Marisa in Whittier and enjoys boating and outdoor sports in his free time. He is the proud father of three children and three grandchildren.



TIM CLARK

Head Athletic Trainer

Tim Clark enters his fifth season as Anaheim's Head Athletic Trainer and has more than 16 years experience in the field. In his role, Tim works closely with players and team physicians in all aspects of medical operations.

Prior to joining the Ducks, Clark served as the Assistant Athletic Trainer with the Washington Capitals for six seasons. Before his time in hockey, he gained experience as the athletic trainer for various professional and collegiate basketball, soccer and lacrosse teams.

He is a member of the National Athletic Trainers Association, the Professional Hockey Athletic Trainers Society, is a Certified Athletic Trainer and is trained by the American Red Cross in advanced first aid, CPR and basic life support. Tim earned his Bachelor of Education-Science from Slippery Rock University in 1993 and earned a Master of Education-Science degree from Salisbury State University in 1995.

Tim and his wife Tracy have a daughter, Bailee (9), and a son, Landon (5). The family resides in Rancho Santa Margarita.



MEAGHAN BEAUDOIN

Assistant Athletic Trainer

Meaghan Beaudoin enters her second season as Assistant Athletic Trainer with the Ducks. She brings with her over seven years of experience, honing her skills while working at the high school, collegiate and professional levels of her trade.

Beaudoin attended Cal Poly, San Luis Obispo, graduating in 2005 with a Bachelor of Science degree in Kinesiology. After completing her studies, she became the Head Trainer for the athletic programs at Coast Union High School in Cambria, California, while also serving as a graduate assistant in the athletic training room at Cal Poly. She relocated to Southern California in 2006 and received her B.S. in Athletic Training from Chapman University in 2008. With that degree, Beaudoin also passed the Athletic Training Certification Exam, making her a Certified Athletic Trainer (ATC). She began her original stint in Anaheim's training room during the 2007-08 season as a rotational intern.

Originally from Valley Springs, California, Beaudoin currently resides in Newport Beach. She enjoys cycling, snowboarding and any outdoor activity that brings her to the beach.



JAMES PARTIDA

Massage Therapist

James Partida enters his fifth season as Massage Therapist for the Anaheim Ducks. He assumed the role in September 2005.

Prior to joining the Ducks, Partida served as a massage teacher, honing his technique after his interest was peaked while taking a shiatsu massage class in 1994. He received his certified massage therapist degree at the Shiatsu Massage School of Southern California. Partida also has a physical medicine assistant license from Pacific College in Santa Ana, California. In 2008, James received his ART (active release technique) certification, a practice that is becoming well known in the industry. In addition to his position with the

Ducks, Partida also works on other professional athletes as well as many celebrities.

Partida and his wife Kathleen have four children: daughters Nicole (22), Rosie (18) and Sydney (10) and son James Rafael (1). The family resides in Chino. James and Kathleen were thrilled to have their daughter Rosie graduate from the Air Force this past summer. They enjoy vacationing in Florida, Lake Havasu and Las Vegas in their spare time.



DR. CRAIG MILHOUSE

Team Physician

Now in his 17th season as Team Physician with the Ducks, Dr. Craig Milhouse serves in the same capacity with the Angels and the Fullerton Junior College Athletic Department.

Milhouse's current professional duties also include his private practice in Internal Medicine and Athletic Medicine in Orange and a role as Medical Consultant for Honda Center. He previously served for 10 years at the Kerlan-Jobe Orthopedic Clinic in Anaheim.

A native of Detroit, Michigan, Milhouse received his Bachelor of Science degree from the University of Michigan in 1976 and Medical Degree from Wayne State University School of Medicine in 1980. He completed his Medicine/Surgery Internship at St. John's Hospital in Detroit, MI (1980-81) and his Internal Medicine Residency at Huntington Memorial Hospital in Pasadena, California (1981-84). Milhouse served his Sports Medicine Fellowship at Kerlan-Jobe Orthopedic Clinic in Inglewood, California (1990-91) and received his Board Certification in Internal Medicine in 1984.

Milhouse has worked as Team Physician for the Los Angeles Rams (1993-95), the University of Southern California (1988-93), Occidental College (1992-93), Anaheim Bullfrogs, Anaheim Piranhas and Anaheim Splash. In 2003, Milhouse served as the Medical Director for the World Gymnastics Championships and has been a voluntary member of the Tournament of Roses for over 20 years. He and his wife Pamela have two sons, Jonathan and Alex.



DR. RONALD GLOUSMAN

Team Physician

Dr. Ronald Glousman has served as the Team Orthopaedic Surgeon for the Anaheim Ducks since their inaugural season in 1993-94. Prior to his time with the club, Dr. Glousman provided services as the Team Orthopaedic Surgeon for the USC Athletic Department. Currently the Team Physician for the Fullerton College Athletic Department, Dr. Glousman also serves as a consultant for the Los Angeles Lakers, the Los Angeles Dodgers and other professional and collegiate teams associated with the Kerlan-Jobe Orthopaedic Clinic.

Having been in private practice with the Kerlan-Jobe Orthopaedic Clinic since 1986, Dr. Glousman sees patients both in their Los Angeles and Anaheim offices. He is currently Chairman of the Kerlan-Jobe Research Committee and has authored numerous research studies, book chapters, and journal publications. His educational roles include the training of orthopaedic surgeons who spend an additional year completing a sports medicine fellowship at the clinic.

Dr. Glousman graduated from the UCLA Medical School with honors, and completed his Orthopaedic Surgical Training at USC. He is currently a Clinical Associate Professor of Orthopaedic Surgery at the USC School of Medicine and Board Certified with the American Board of Medical Examiners and the American Board of Orthopaedic Surgery.

Born in Los Angeles, Dr. Glousman and his wife Marci have three children. He is an avid traveler, snow skier, scuba diver, tennis player and golfer.



DR. JEFFREY PULVER

Oral Surgeon

Dr. Jeffrey J. Pulver begins his 17th year with the Ducks. A 21-year member of the Southern California dental community, Dr. Pulver also works as a consultant to the Angels.

Dr. Pulver, a native of Chippewa Falls, Wisconsin, received his DDS degree from Marquette University in 1977. He completed a surgical internship at Mount Sinai Medical Center in Milwaukee in 1978, and oral and maxillofacial surgery residency at UCI Medical Center in Orange and VA Medical Center in Long Beach in 1981. He is Board Certified in OMFS and past president of NHL Team Dentistry Society.

Specializing in Oral and Maxillofacial Surgery and implant dentistry, Dr. Pulver is in private practice in Orange, California. He is director of the "Center for Oral Reconstruction and Education" (C.O.R.E.) providing continuing education and mentoring programs in surgical implant dentistry and anesthesia emergency management. Dr. Pulver has clinical and research interests in bone graft physiology and reconstructive jaw surgery.

Dr. Pulver and his wife Karen reside in Orange County. Their son, Ross, and daughter, Kristyn, both graduated from Villa Park High School and UCLA. Both played high school and collegiate water polo and are pursuing careers in the medical and dental fields.

HONDA CENTER ANAHEIM DUCKS Level 3





Champ Baginski
Fan Development
Manager



James Bakken
Manager of Ticket
Operations



Randy Bernabe
Media Sales
Coordinator



Patrick Boykin
Junior Designer



Adam Brady
Director of Publications
& New Media



Chris Brown
Entertainment Manager



Jesse Bryson
Community Relations
Manager



Gina Bulgheroni
Assistant Manager,
Premium Ticketing



Jonas Calicdan
Assistant Ticketing
Manager



Jana Cannavo Wyllie
Premium Services
Manager



Jesse Chatfield
Marketing Manager



Janet Conley
Executive Asst. to the
SVP/CMO



Rich Cooley
Editor/Producer



Jennifer D'Anna
Group Sales Account
Executive



Tim Diener
Research Analyst



Linda Dubois
Accounting Clerk



Rob Dumlao
Accounting Assistant



Mark Eggering
Premium Account
Executive



Lysie Estes
Senior Manager of Fan
Development, Youth
Hockey Programs



Alex Evezich
Director of Corporate
Relations & Research



Jamie Friedrich
Inside Sales
Representative



Kent French
Host/Producer



Tiffany Frish
Broadcasting
Coordinator



Nate Gardner
IT Associate



Bret Gerber
Corporate Sales
Manager



Alex Gilchrist
Director of Media & Communications



Cheryl Gorman
Executive Asst. to the EVP/COO



Wendy Grover
Director of Corporate Partnerships



Casey Haakinson
Season Sales Account Executive



Kyle Haygood
Season Sales Account Executive



Brett Hirsch
Inside Sales Representative



Steve Hoem
Media & Communications Manager



Zach Hollins
Inside Sales Manager



Joseph Hwang
Senior Manager of Fan Development, School & Education Programs



Cindy Iwami
Marketing Coordinator



Brittany James
Season & Group Sales Coordinator



Lisa Johnson
Director of Ticket Sales & Service



Tracie Jones
Director of Marketing



Rachel Kaizoji
Naming and Title Rights Manager



Bryan Kim
Inside Sales Representative



Kameron Kwok
Group Ticketing Representative



Ryan Lichtenfels
Manager of Hockey Operations



Kris Loomis
Senior Manager of Signature Programs & Events



Colleen MacKinnon
Marketing Coordinator



Melody Martin
Controller



Davin Maske
Arena Vision Editor/Producer



Geoff Matthews
Premium Account Executive



Adam Mendelsohn
Senior Media & Marketing Manager



Jamie Minkler
Signature Programs & Events Manager



Tanya Mitchell
Director of Corporate Sales



Nick Moller
Season Sales
Account Executive



Lisa Monson
Human Resources
Coordinator



Sarah Montecinos
Production Coordinator



Christina Morrow
Administrative Asst.,
Hockey Ops



Mike Morrow
Senior Manager of
Season & Group Sales



Wendy Mulhall
Human Resources
Manager



Rod Murray
Director of
Entertainment/
Multi-Media



Troy Naragon
IT Associate



Josef Nemecek
Inside Sales
Representative



Maureen Nyeholt
Senior Manager of
Hockey Operations



Erin Ogawa
Manager of Corporate
Relations & Research



Eric Ogawa
Season Ticketing
Representative



Lauren O'Gorman
Media &
Communications
Manager



Bonner Paddock
Senior Corporate
Sales Manager



Jim Panetta
Director of Premium
Sales & Service



Lori Patterson
Premium Office
Coordinator



Matt Payne
Group Sales Account
Executive



Shannon Ritter
Marketing Manager



Jillian Samuelli
Coordinator of
Minor League
Hockey Operations



Matt Savant
Director of Fan
Development



Tim Savant
Season Sales
Account Executive



Justin Sheppard
Senior Account
Executive, Season
Sales



Graham Siderius
Group Sales Account
Executive



Bob Sipowich
Associate Producer



Rosanna Sitzman
Financial Analyst



Robert Slaby
Premium Ticketing
Representative



Jamal Spears
Senior Corporate Sales
Manager



Ryan Spillers
Marketing Manager



Mariana Stoopen
Senior Designer



Gabriel Suarez
Associate Producer



Aaron Teats
Director of
Broadcasting



Regina Terrana
Payroll Supervisor



Timothy Thompson
Premium Account
Executive



Guy Tomcheck
Corporate Sales
Manager



Peter Uvalle
Producer



Donna Vass
Human Resources
Manager



Matt Vevoda
Publications & New
Media Coordinator



Jennifer Walker
Community Relations
Manager



John Watson
Premium Ticketing
Representative



Matt Wiech
Corporate Sales
Manager



Mike Wing
IT Manager



Wendy Yamagishi
Director of Community
Relations & Public
Affairs



Ariana Zamora
Premium Services
Coordinator



Jo-Ann Armstrong
Director of Booking



Shelly Baker
Operations Office
Manager



Russell Beecher
Security/Public Safety
Manager



Charles Boswell
Conversion & Janitorial
Supervisor



Jennifer Breen
Financial Analyst



Nate Chivers
Sound Technician



Jason Davis
Senior Event Manager



Chris DeLloyd
Event Crew Supervisor



Lee Ewert
Assistant Parking
Manager



Omar Felix
Technical Services



Annabel Findley
Receptionist



Joel Francisco
Ice Technician & Day
Crew Supervisor



Marissa Geller
Event Services
Manager



Jeff Grant
Parking Manager



Jon Hampe
Assistant Security
Manager



Joel Hobson
Director of Marketing



Patrick Huttoon
Assistant Event
Services Manager



Quinn Mackin
Director of Events



Linda Martinez
Mail Services
Supervisor



Brent Mater
Director of Operations



Mark Neumann
Director of Ticket
Operations



James Pearson
Controller



Loree Peevey
Accountant



Tracy Richmond
Media &
Communications
Coordinator

ANAHEIM ARENA MANAGEMENT



Ana Robles
Payroll Accountant



Matthew Trout
Event Manager



Merit Tully
Director of Media &
Communications



Lauren Voors
Marketing Coordinator

ANAHEIM AND WESTMINSTER ICE



Cindy Frazier
Operations
Representative



Jill Herzog
Operations
Coordinator



**Rick
Hutchinson**
Hockey Manager



John Saitta
Skating Manager



Art Trottier
General Manager



Phil Zamora
Supervisor/Lead

HUNTINGTON BEACH AND CORONA INLINE



Ben Barrett
Assistant Hockey
Manager



Mishka Drury
Assistant Manager,
Officials & Scorekeepers



Tara Hamilton
Operations
Coordinator



Ken Murchison
General Manager



Jeff Prime
Assistant Hockey
Manager



Mike Urbano
Assistant Manager,
Officials & Scorekeepers



PRIME TICKET™

PRIME TICKET is the destination for the most local, comprehensive coverage of the Anaheim Ducks. In its 17th season as a telecast partner, PRIME TICKET features **Brian Hayward** in the booth for his 16th season as the Ducks analyst while **John Ahlers** is back for a eighth season as play-by-play announcer. For the first season ever on PRIME TICKET, all Ducks game telecasts will be available in High Definition (HD).

Anaheim Ducks telecasts on PRIME TICKET are extended by "Ducks Live". Hosted by PRIME TICKET reporter **Bill Macdonald**, "Ducks Live" postgame coverage provides unmatched access to the Anaheim Ducks. Expert analysis, informative interviews and signature segments further connect viewers to the team. "Ducks Live" is brought to Ducks fan live from the Honda Center.

In addition to the Anaheim Ducks, PRIME TICKET is home of the Los Angeles Dodgers, Los Angeles Clippers, Chivas USA, Los Angeles Sparks, USC Trojans, UCLA Bruins, local high school sports and Big West and Pac-10 conference competition. Original programs "Before the Bigs", "In My Own Words", and more air on PRIME TICKET.

PRIME TICKET and its sister network, FOX Sports West, have been providing local sports coverage to Southern California, Nevada and Hawaii for over 20 years. Together, PRIME TICKET and FOX Sports WEST present more live, local sports programming than any other network or broadcast system in the market. FOX Sports West provides 24-hour sports programming to more than 6.7 million subscribers; PRIME TICKET reaches 6.0 million subscribers. The partner networks combine to produce over 700 live sporting events and telecast 5,000 hours of original programming every year. For complete national and regional sports news, provocative opinions, telecast schedules and updated statistics, visit www.foxsports.com.



KDOC Los Angeles begins its fifth year as broadcast home of the Anaheim Ducks. KDOC Los Angeles will be broadcasting 16 live games during the 2009-10 campaign.

KDOC Los Angeles, based in the heart of Orange County, broadcasts to the entire Los Angeles television market of 5.6 million homes, drawing nearly one million viewers per week. KDOC Los Angeles is dedicated to providing Southern California viewers with a variety of great entertainment, from hit television shows to movies, sports, specials and more. KDOC Los Angeles is proud to partner with the Ducks for another exciting season of Ducks hockey.



JOHN AHLERS

Television Play-by-Play

John Ahlers enters his eighth year as the Ducks play-by-play voice on FSN PRIME TICKET and KDOC. He has called 400 Ducks games since joining the club prior to the 2002-03 season.

Each season, Ahlers is a significant contributor to the team's award-winning Ducks S.C.O.R.E. program, an educational initiative that impacts over 25,000 elementary school students. He teaches the students the value of teamwork in sports, in school and in life. Using team building exercises that relate to hockey, this interactive presentation demonstrates the importance to work effectively with others to achieve success in all endeavors. Ahlers can also be seen and heard at many of the Ducks community relations' events, where he works as host and emcee.

Prior to joining the Ducks, Ahlers was with the Tampa Bay Lightning organization.

While in Tampa Bay, Ahlers served as radio play-by-play voice from 1999-02. A 19-year broadcast veteran with over 1,500 games behind the microphone, he also worked as host of the Lightning's television pre-game show and Lightning Weekly, a magazine format program aired on Florida's Sunshine Television Network.

Prior to his stint with Tampa Bay, Ahlers spent five seasons as the television and radio voice of the International Hockey League's (IHL) Detroit Vipers. During that time, he also worked as broadcaster of the IHL Game of Week and Turner Cup Finals for Fox Sports Net. While with the Vipers he received numerous awards, including the IHL Broadcaster of the Year in 1995 and Emmys for Best Sports Broadcasts in 1995, 1998 and most recently in 2003 for Best Live Sports Broadcast during Game 4 against Detroit in the first round of the Stanley Cup Playoffs.

A graduate of Michigan State University, he's also served as the voice of the Salt Lake Golden Eagles (IHL) and the Louisville IceHawks (East Coast Hockey League) as well as Michigan State and Colorado College hockey.

John and his wife Cindi were married in the summer of 2008. The couple resides in Aliso Viejo.



BRIAN HAYWARD

Television Color Analyst

The original television analyst for the Anaheim Ducks, Brian Hayward returns for his 17th season with the club. He has called 888 regular season Ducks games since joining the club. Over the past 16 years, he has earned a reputation as one of hockey's most articulate and informative analysts. He's also been an active member of the Orange County community since joining the Ducks, participating in numerous charitable events on behalf of the club.

Hayward has also called national games for NBC, ABC, ESPN, ESPN2 and CBC. He appeared as an analyst for the "NHL on NBC," which included work at the 2006 Olympic Winter Games in Torino, Italy. He served as color commentator for the 2004 World Cup of Hockey on ESPN's telecasts of the event. In 1998, he was a roving reporter during the Stanley Cup Final for ESPN, where he had the distinction of interviewing President Bill Clinton during a game in Washington.

After earning All-America honors as a goaltender at Cornell in 1982, Hayward went on to play in the NHL with the Winnipeg Jets, Montreal Canadiens, Minnesota North Stars and San Jose Sharks. In 1984-85, Hayward established a franchise record by winning 33 games with the Jets.

In Montreal, he teamed with Patrick Roy to win the William M. Jennings Trophy three consecutive years (1987-89) as the team allowing the fewest goals over the course of the regular season. Hayward also appeared in the Stanley Cup Final in 1986 with Montreal and 1991 with Minnesota.

A member of the inaugural San Jose Sharks in 1991-92, Hayward gained experience as an analyst on select Sharks games while sidelined with injuries. When a back injury forced a premature end to his playing career, he became a full-time broadcaster with the Ducks.

A native of Toronto, Ontario, Hayward holds a degree in business management from Cornell. He resides in Anaheim Hills with his wife Angela and daughter Courtney.

AM 830

AM 830 KLAA is proud once again to be the home of 2009-10 Anaheim Ducks. AM 830 is a locally-owned 50,000-watt radio station which provides an all-locally-produced live sports and sports talk format serving Southern California.

AM 830 serves as the flagship station for the Ducks and the Los Angeles Angels of Anaheim. The station also broadcasts live Notre Dame college football games. Other programming includes sports talk shows such as the morning show "The Sports Lodge" with Roger Lodge, the afternoon show "The Drive" and the "The Bigs/Extra Innings" with Jeff Biggs as well as a late-morning news interview show, "Insight" with Brian Oxman and Kathryn Milofsky.

Weekends feature live shows covering sports psychology, fishing, horse racing, boating and other areas of interest to sports fans.



Skyview Networks serves as the official radio network provider of the Anaheim Ducks. The club announced a multi-year extension with Skyview on September 15, 2005.

Skyview Networks currently provides the radio network distribution and inventory management solutions for over 30 professional franchises, as well as three major universities. It also serves the state news network of California and Arizona.

Founded in 1995, Skyview Satellite Networks is based in Scottsdale, Arizona and focuses on providing radio network and inventory management solutions to professional and collegiate sports programs. For more information, visit www.skyviewsatellite.com.





STEVE CARROLL

Radio Play-by-Play

Steve Carroll returns for his 11th season as the Ducks' radio play-by-play voice in 2009-10, having called 734 regular season games since joining the club. A veteran of 34 years as a play-by-play announcer, he joined the team prior to the 1999-00 season.

After landing his first play-by-play job as voice of the Mineral Area Junior College Men's Basketball Team (Flatriver, Missouri) in 1976, Carroll has gone on to broadcast in several sports at both the college and professional levels. The long list of baseball teams includes the Nashville Sounds (Triple-A), Huntsville Stars (Double-A) and Iowa Cubs (Triple-A), covering 17 years. He has been employed in nine states and has called action in every state with the exception of Alaska and Idaho. At one point in the mid-1990s, Carroll was in Nashville broadcasting for five teams in three sports while freelancing for a newspaper. His work included covering the Nashville Knights of the ECHL and Vanderbilt University basketball and football (radio and television).

Carroll joined the Ducks after spending the previous two seasons handling the radio play-by-play duties for the New Orleans Brass of the ECHL, including serving in the communications, media relations and corporate sales departments. He also called games for the New Orleans Zephyrs, a Triple-A affiliate of the Houston Astros, from 1996-98. In addition, he handled play-by-play for the New Orleans Storm professional soccer team.

The 54-year-old Carroll has previous NHL broadcasting experience with the Philadelphia Flyers, serving as radio play-by-play announcer for the 1995-96 season. He also called action for the New Haven Nighthawks of the AHL during the 1985-86 season and the Des Moines Buccaneers (USHL) from 1981-85.

A native of St. Louis, MO, Carroll is also a contributor to AnaheimDucks.com, the club's official team website. On behalf of the team, he's served as an emcee at several charity events during the season and in the summer months. Carroll also co-hosted "This Week in Angels Baseball" for two years on Adelphia Cable in Southern California.

Steve and his wife Rhonda reside in Ladera Ranch.



DAN WOOD

RADIO COLOR ANALYST

Dan Wood enters his first season as radio color analyst for the Anaheim Ducks. Wood, who was named to his current position on Aug. 24, 2009, will join Steve Carroll in the Ducks radio broadcast booth for all pre-, regular and postseason games, led by flagship station AM 830 KLAA. In addition to his duties as radio color analyst, Wood will also contribute to AnaheimDucks.com.

A 17-year veteran writer of NHL hockey, Wood covered the Ducks for the Orange County Register from 2000-09, including the club's run to the 2007 Stanley Cup championship. Prior to joining the Register, Wood covered the San Jose Sharks for the Contra Costa Times from the team's inception in 1991 until 2000.

A professional sportswriter since June 1980, Wood has previously covered Stanford University football, men's and women's basketball, Bay Area college baseball and St. Mary's College basketball, as well as high school and local sports.

Born in Ely, NV, Wood was raised in Livermore, CA, in the East Bay portion of the San Francisco Bay Area. He graduated from Livermore High School in 1976 and San Jose State University in 1980 (journalism major, sociology minor). He currently resides in Anaheim Hills with wife Kim and son Kenny. His daughter, Jennifer, resides in Jacksonville, FL.



Nestled in the heart of Orange County, Honda Center stands as one of the premier entertainment and sports venues in the country. Opened in 1993, the venue is owned by the City of Anaheim and managed by Anaheim Arena Management, LLC. Home to the 2007 Stanley Cup champion Anaheim Ducks and annual John R. Wooden Classic, the arena annually hosts favorites such as the Harlem Globetrotters, Stars on Ice and Ringling Bros. and Barnum & Bailey Circus.

Performances by world renowned musical artists and family shows are also plentiful year after year for the fans of Orange County and Southern California. Since 1993, more than 27 million fans have been entertained at Honda Center, enjoying more than 2,700 events.

The venue has been nominated for "Venue of the Year" in the United States by Pollstar Magazine on seven different occasions. In the first half of 2009 Honda Center ranked second in the state of California and second in the entire Pacific Time Zone among venues its size. Featured artists for the first of the year included Elton John and Billy Joel as well as Britney Spears, Fleetwood Mac and Beyonce. The second half of 2009 features performances from Andrea Bocelli, AC/DC, Miley Cyrus, Metallica and the North American Premiere of Star Wars: In Concert.

Honda Center offers fans a facility that is both beautiful to behold and a delight in which to view any event, reflecting state-of-the-art design in both form and function. The arena, which recently went through a nearly \$13 million renovation, affords visitors incredibly comfortable seating and some of the best sight lines and proximity to the action found anywhere. The creation of The Theatre at Honda Center in 2001 as a separate venue allows for intimate performances in front of a crowd of approximately 7,000 people.

The complete arena encompasses 650,000 square feet of space and is lined inside and out with marble and granite from around the world. The building's roof spans 444 feet by 329 feet, more than 100 feet above the arena floor.

The arena has three levels of seating. Closest to the arena floor is the Plaza Level with 5,200 seats and 39 luxury suites. Just 21 rows above ice, the exclusive San Manuel Premium Level is accessible only to Premium Seat holders. It contains 1,750 seats, 44 luxury suites and the Jack Daniel's Old No. 7 Club. The third level, the Terrace Level, has a total of 9,200 easily accessible seats.

The arena is located in Orange County, east of the 57 (Orange) freeway on Katella Avenue. Five major freeways (57, 22, 5, 91, 55) are conveniently located within a five-mile radius of the building.

HONDA Center

Location Site: 2695 East Katella Avenue (at Douglass, east of 57 freeway)

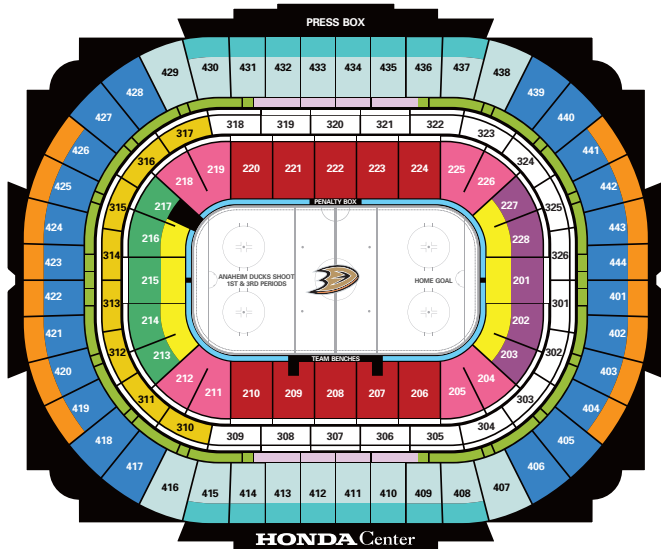
Seating Capacity (including Suites): 17,174 for hockey and other rink events; 17,608 for basketball; 18,900 for center stage events; 18,325 for end stage events and 7,000 for Theatre events. Seating is customized per event.

Arena Highlights: NCAA Men's Basketball Tournament First and

Second Round (2008), NCAA Men's Basketball Tournament Western Regionals (1998, 2001, 2003), 1999 NCAA Frozen Four, 2003 World Gymnastics Championships, 2004 U.S. Team Trials - Gymnastics, 2005 World Badminton Championships, U2, Bette Midler, Paul McCartney, Eagles, Barbra Streisand, Gwen Stefani, Luis Miguel, Miley Cyrus, Sarah Brightman, Rod

Stewart, David Bowie, Andrea Bocelli, Tim McGraw, Faith Hill, Phil Collins, Toby Keith, Alan Jackson, Madonna, Prince, Van Halen, Gloria Estefan, Jimmy Buffett, Bon Jovi, Billy Joel, the John R. Wooden Classic, Bruce Springsteen, and Elton John.

Attendance: Since 1993, more than 27 million fans have been entertained at Honda Center, enjoying more than 2,700 events.



		45 Game Full Season Price	Full Season Seat Price Per Game	Half Season Price Per Game	Mini Plan/Pick 'Em Price Per Game	Game Day Price Per Game
PLAZA LEVEL (200) LEVEL	Glass	\$8,910 ⁰⁰	\$198 ⁰⁰	—	—	\$313 ⁰⁰
	Plaza Center	\$4,095 ⁰⁰	\$91 ⁰⁰	—	—	\$106 ⁰⁰
	Plaza Main	\$3,667 ⁵⁰	\$81 ⁵⁰	\$88 ⁵⁰	\$92 ⁵⁰	\$106 ⁰⁰
	Plaza Goal Lower	\$3,082 ⁵⁰	\$68 ⁵⁰	—	—	\$83 ⁵⁰
	Plaza Goal West	\$2,880 ⁰⁰	\$64 ⁰⁰	\$71 ⁰⁰	\$75 ⁰⁰	\$79 ⁰⁰
	Plaza Goal East	\$2,430 ⁰⁰	\$54 ⁰⁰	\$61 ⁰⁰	\$65 ⁰⁰	\$69 ⁰⁰

		45 Game Full Season Price	Full Season Seat Price Per Game	Half Season Price Per Game	Mini Plan/Pick 'Em Price Per Game	Game Day Price Per Game	
TERRACE LEVEL (400) LEVEL	Terrace Lower Center	\$2,430 ⁰⁰	\$54 ⁰⁰	—	—	\$69 ⁰⁰	
	Terrace Lower	\$2,137 ⁵⁰	\$47 ⁵⁰	\$52 ⁵⁰	\$55 ⁵⁰	\$63 ⁰⁰	
	Terrace Main	\$1,440 ⁰⁰	\$32 ⁰⁰	\$36 ⁰⁰	\$38 ⁰⁰	\$43 ⁰⁰	
	Buy 2 Get 2 Free	\$2,880 ⁰⁰	\$16 ⁰⁰	—	—	\$43 ⁰⁰	
	<small>Terrace Main - Row P & Higher</small>		<small>Total for 4 Seats</small>				
	Terrace Goal	\$1,327 ⁵⁰	\$29 ⁵⁰	\$33 ⁵⁰	\$35 ⁵⁰	\$40 ⁵⁰	
	Buy 2 Get 2 Free	\$2,655 ⁰⁰	\$14 ⁷⁵	—	—	\$40 ⁵⁰	
<small>Terrace Goal</small>		<small>Total for 4 Seats</small>					
Terrace Value	\$540 ⁰⁰	\$12 ⁰⁰	\$15 ⁰⁰	\$16 ⁰⁰	\$20 ⁰⁰		

		45 Game Full Season Price	Full Season Seat Price Per Game	Half Season Price Per Game	Mini Plan/Pick 'Em Price Per Game	Game Day Price Per Game
PREMIUM LEVEL (300) LEVEL	Premium Level Seats	\$4,005 ⁰⁰	\$89 ⁰⁰	\$96 ⁰⁰	\$100 ⁰⁰	\$104 ⁰⁰

Anaheim Ducks individual tickets are sold at the Honda Center Box Office, located at 2695 E. Katella Ave., one block east of the 57 freeway in Anaheim. The box office is located on the east side of the arena, adjacent to the Anaheim Ducks Team Store and is open Monday through Friday from 10:00 a.m. to 6:00 p.m., Saturdays 10:00 a.m. to 4:00 p.m. and Sundays three hours prior to event time.

Special group pricing is offered for groups, organizations and clubs of 20 or more. For complete group ticket information, please call 877-WILD-WING.



www.The-Rinks.com/AnaheimICE / 714.535.RINK

THE COOLEST PLACE ON EARTH

Anaheim ICE is the Official Training Facility of the Anaheim Ducks. This world class skating center features both NHL and Olympic size rinks. The facility also has a snack bar, pro shop, locker rooms, second floor meeting space and spectator seating for 850 people.

Anaheim ICE is Southern California's premier skating facility. As Anaheim's "home rink", Anaheim ICE is a true amenity, dedicated to a sense of community, fun and entertainment for all. Built upon a philosophy of training, education and development, Anaheim ICE is committed to setting the standard for youth, adult and women's hockey, ice skating and recreation programs.

With a menu that includes a variety of ice sport programming, Anaheim ICE offers new opportunities for people of all ages and skill levels. Developed in partnership with the City of Anaheim, the facility is the home rink for Disney GOALS (Growth Opportunities through Athletics, Learning and Service), a non-profit program designed to offer organized athletics, supplementary education

2009 2010 IT JUST DOESN'T GET ANY BETTER!

and community service to local underserved youth. In addition, Anaheim ICE provides ice time and services annually to more than 6,000 students of the Anaheim City and Union High School Districts. The Anaheim Junior Ducks youth hockey program begins its fifteenth season, JSerra High School starts year two and 2009 marks the Santa Margarita High School hockey teams' first season at Anaheim ICE.

Anaheim ICE was designed by renowned architect Frank Gehry. The facility features a 3,000 square foot pro shop that offers the finest hockey and skating gear available in Southern California along with special player services and a highly-trained staff. Club 32, located on the second floor, is available for gatherings ranging from birthday parties to business community meetings featuring a glassed-in viewing area which allows guests to view activities on both rinks. In addition, the skate rental counter houses 1,000 pairs of skates for general and public use.



300 West Lincoln Avenue, Anaheim, CA 92805

Anaheim ICE is conveniently located in the City of Anaheim, just 2 miles north of Disneyland and 5 miles East of the Honda Center.





Public Skating

Birthday Parties

Youth Hockey

Adult Hockey

*Learn To Skate
Programs*

2009 NHL & Olympic ICE
2010



Anaheim ICE is conveniently located in the City of Anaheim, just 2 miles north of Disneyland and 5 miles East of the Honda Center.

300 West Lincoln Avenue,
Anaheim, CA 92805



THE COOLEST PLACE TO PARTY

HOW IT ALL BEGAN

On October 2, 1992, Walt Disney Pictures released the hit movie "The Mighty Ducks" and created a new wave of excitement among the nation's youth and ice hockey. Starring Emilio Estevez and a band of kids who learn to play and win as a team, "The Mighty Ducks" grossed \$51 million at the box office and served as the inspiration for the name of the Walt Disney Company's NHL club.

The original official team colors and logo were unveiled on June 7, 1993, and Mighty Ducks merchandise was immediately propelled into one of the top sellers in all of professional sports.

Purple, jade, silver and white were chosen as the team's colors while an attractive crest featuring a duck head-shaped hockey mask was chosen to give the club its own unique identity.

As a testament to the logos popularity, the Ducks original jersey was named the "most fashionable" uniform in all of sports at the inaugural ESPY awards in 1997.



The official team colors and logo were unveiled on June 7, 1993.

THIRD JERSEYS

As times changed, so did some of the Ducks looks throughout the team's first 12 seasons. The club has appeared in three different alternate jerseys over the years (each pictured). Anaheim's first alternate sweater was a cartoon Duck breaking through a sheet of ice. The club moved to a more classic approach with its next two sweaters, using black with dark plum, silver and white accenting as its color palette for the last alternate jersey worn during the 2003-04 and 2005-06 seasons.





A NEW LOOK UNVEILED

In the spring of 2005, Henry and Susan Samuelli entered into an agreement with the Walt Disney Company to purchase the Ducks franchise. In the Samuelli's first year of ownership, the Ducks set then-franchise records for overall wins (43) and standings points (98). Entering the 2006 Playoffs as the Western Conference's sixth seed, the Ducks upset the third-seeded Calgary Flames in a thrilling seven-game series and went on to sweep the Colorado Avalanche before losing to the Edmonton Oilers in the Western Conference Finals.

On June 22, 2006, a new era began for the franchise as the team became officially known as the Anaheim Ducks. In addition, a new logo and color scheme was unveiled. The new look and identity of the Ducks were a collaborative effort, mixing opinions of fans as well as Ducks players, ownership and management. All parties involved unanimously decided to go beyond simply altering the original concept of an aggressive duck character.



In shaping the new design, the focus was sharpened to create an overall image that expressed excitement, speed and a competitive edge. In addition, a classic color palette of black and metallic gold was developed, with an accent of orange as a metaphorical link to the team's Orange County home.

The result is a strong, typographic mark anchored by a stylized "D" that echoes the image of a duck's foot or footprint. The custom typography has a powerful forward momentum and is made up of metallic gold letters with orange drop-shadows and a black holding shape. The new uniforms are an evolution of the earlier sweater design but with gold, white and orange sweeping stripes influenced by the curves of the "D" in the Ducks logo.

Set with a new look for the 2006-07 season, the Ducks made history and won the Stanley Cup. The club also won its first-ever Pacific Division title, spending the final 72 games and 163 calendar days atop the division. Anaheim once again broke club records in wins (48) and standings points (110). The Ducks defeated Minnesota (4-1), Vancouver (4-1), Detroit (4-2) and Ottawa (4-1), becoming the first West Coast team to win the Stanley Cup since the 1925 Victoria Cougars and the first U.S. team on the West Coast to win it since the 1917 Seattle Metropolitans.

A TWIST ON THE NEW

For the 2007-08 season, the National Hockey League and Reebok teamed to create the Rbk EDGE Uniform System to meet the performance demands of today's NHL player. The result of more than two years of research and testing, the system features technologically advanced materials and fabrics that are more breathable, more water-resistant, more comfortable and more compatible with equipment.

The Rbk EDGE Uniform System is worn by all 30 NHL teams in their respective colors and designs. The introduction of this system marked the first time in the history of North American professional sports that a uniform innovation had been implemented League-wide.

ANAHEIM DUCKS COMMITMENT TO COMMUNITY

The Anaheim Ducks take pride in serving the Southern California community through a variety of charitable fundraisers, educational programs and outreach activities, as well as Anaheim Ducks Foundation, the team's foundation. Together, the Anaheim Ducks and Honda Center strive to be actively involved in the local community. This commitment ranges from in-kind donations, charity tickets, recreational & educational programs and the dedicated involvement of players, coaches, broadcasters, staff and mascot.



ANAHEIM DUCKS FOUNDATION

The mission of the Anaheim Ducks Foundation is to facilitate and support programs that produce positive change for children and families throughout Southern California by providing educational opportunities, broadening access to the sport of hockey and addressing the health and wellness needs of our community.

As the team's main beneficiary, the Anaheim Ducks Foundation raises funds through various activities throughout the season such as the Golf Classic, Meet the Team, Dux in Tux, as well as a variety of in-game fundraisers. Through the Foundation, the Anaheim Ducks look to support exemplary Southern California nonprofit organizations and to help make a positive impact in the local community with programs such as Ducks S.C.O.R.E. (Scholastic Curriculum of Recreation & Education), which offers free educational standards-based curriculum to students through in-class and physical education.

ANAHEIM DUCKS ANNUAL GOLF CLASSIC

The Anaheim Ducks begin each hockey season by hosting the Anaheim Ducks Golf Classic presented by Honda. This annual tournament was held on September 9th at Oak Creek Golf Club and featured Anaheim Ducks players, coaches, broadcasters and management as the "fifth" player participating in foursomes for a round of golf alongside Ducks fans and supporters. The Anaheim Ducks

Golf Classic raises funds to benefit the Anaheim Ducks Foundation.

The entertaining day of golf included a variety of on-course competitions such as a longest drive, accurate drive and closest to the pin for a variety of great prizes. The exciting day out on the course culminated with a cocktail reception, dinner, a live and silent auction and awards presentation to recognize the tournament winners. This year's Golf Classic introduced a new tradition, which awards the first place winners of the tournament with the prestigious Anaheim Ducks Orange Blazer emblazoned with the Anaheim Ducks Golf Classic crest.

MEET THE TEAM

An annual favorite of wine enthusiasts and Ducks fans is Meet the Team presented by ORegister.com. This season's Meet the Team event was held at Seven Degrees in Laguna Beach and gave Ducks fans the chance to toast to a successful Ducks season alongside the entire team. The event included an exclusive wine tasting in which guests enjoyed an evening socializing with the Ducks players, coaches and management staff while tasting a variety of wines which were specially paired with an assortment of delicious hors d'oeuvres.

Meet the Team also features a silent auction filled with Ducks collectables and Honda Center ticket packages, as well as a wonderful opportunity drawing with great prizes. All proceeds from the annual Meet the Team benefited Register Charities and the Anaheim Ducks Foundation.



DUX IN TUX

Every year, the Anaheim Ducks players leave their skates and sticks behind to take on a new role as “celebrity waiters” for the annual Dux in Tux presented by Honda. At Dux in Tux, the entire Ducks roster is on hand, looking their very best in tuxedos to treat the guests in attendance to a night of quality service and fine dining in support of the Anaheim Ducks Foundation.

This season’s 10th annual Dux in Tux will help raise funds for the Anaheim Ducks Foundation and help bring awareness to the Ducks S.C.O.R.E. (Scholastic Curriculum of Recreation & Education) program, which offers free educational standards-based curriculum to students through in-class and physical education.

LA CASA GARCIA’S WE GIVE THANKS

Honda Center and the Anaheim Ducks will celebrate their fifth Thanksgiving holiday with local nonprofit partner We Give Thanks, Inc. and La Casa Garcia restaurant for the traditional We Give Thanks Thanksgiving dinner. The We Give Thanks event is a complimentary Thanksgiving dinner for local residents that might go without a meal during the holiday. For 21 years, We Give Thanks has been serving meals to those in need, with more than 200,000 free meals being donated to the community.

More than 15,000 local residents fill the parking lot of Honda Center to enjoy a traditional

Thanksgiving meal and celebrate the holiday by enjoying music provided by various local bands and singers who entertain throughout the day.

Ducks players, coaches and front office staff attend each year with their families to serve meals, spend time with those in attendance and give thanks on this special Thanksgiving holiday.

ANAHEIM DUCKS CASINO NIGHT

Each season, Honda Center is transformed from the Ducks home ice to an exciting locale such as a 1920s prohibition-era Speakeasy, Havana-inspired Cuba, Las Vegas or the Old West for the Anaheim Ducks Annual Casino Night benefiting Orangewood Children’s Foundation. Casino Night gives Ducks fans and Orangewood Children’s Foundation supporters the chance to play exciting casino-style games such as roulette, blackjack and craps alongside Ducks players and coaches. Guests also have the opportunity to place bids on an assortment of silent auction items throughout the night as well as enter to win a variety of exciting prizes in the evening’s opportunity drawings.

Proceeds from the Anaheim Ducks Casino Night assist 44 Women for Children, an auxiliary of Orangewood Children’s Foundation, in its scholarship efforts for Orangewood’s youth. The mission of the Orangewood Children’s Foundation is to end the cycle of child abuse by providing innovative programs focused on prevention, care, emancipation and public awareness.



LADY DUCKS FASHION LUNCHEON

During the Spring, the Anaheim Lady Ducks wives and significant others group hosts the Anaheim Ducks Fashion Luncheon benefiting Children's Hospital of Orange County (CHOC Children's). The annual Fashion Luncheon has raised money over the past two years to fund the new Anaheim Ducks wing on the oncology floor at the children's hospital.

The event gives attendees the chance to have lunch alongside Ducks players as well as enjoy a fashion show featuring members of the team, Lady Ducks and CHOC Children's ambassadors walking the runway as they model the latest spring fashions for the 250 guests in attendance

to enjoy. The Fashion Luncheon includes a VIP reception as well as a great silent and live auction with fantastic items such as Ducks and other sports memorabilia, fantastic vacation packages and beautiful jewelry.

VISITS AND APPEARANCES

Each season, the Anaheim Ducks appear on numerous occasions at a variety of organizations and community events. The Ducks make regular visits to the Children's Hospital of Orange County, visit local schools as part of the team's S.C.O.R.E. program, attend youth hockey clinics and rinks through our Fan Development outreach efforts, and appear at local youth organizations, special events, charitable fundraisers and much more.

DONATIONS

The Anaheim Ducks are committed to assisting charitable organizations throughout Southern California to raise funds by providing auction items for local events.

Organizations interested in requesting a donation must be a 501(c)(3) agency located in Southern California. Requests must be sent in writing on organizational letterhead at least six to eight weeks prior to the date of the event.

Requests should include the following:

- Brief summary of the organization, including population served
- Event details, including date and number of attendees expected
- Contact information, including name and mailing address
- Federal Tax ID

Please send all requests to the following address:

Anaheim Ducks
Community Relations
2695 East Katella Avenue
Anaheim, CA 92806

GAME NIGHT ACTIVITIES

Anaheim Ducks games are a great opportunity to feature nonprofit organizations and help raise awareness of the needs in our community. Each season, the Ducks have a variety of activities at our home games, including toy drives, HondaVision messages, Ducks memorabilia auctions, fundraisers for local nonprofit organizations, holiday activities and much more!

ANAHEIM DUCKS CHARITY TICKET PROGRAM

Through the generous donations of Anaheim Ducks corporate partners, players, management and fans, the Ducks are able to provide tickets throughout the season to 501(c)(3) charitable organizations in Orange County and surrounding areas. By providing these organizations with the opportunity to attend a game as part of the charity ticket program, it is our hope that they will become true Ducks fans.

COMMUNITY SPOTLIGHT

Each season, the Anaheim Ducks honor Southern California's local community members with the Community Hero Award. The Community Hero Award was initiated as our way of saying thank you to the men, women and children of Southern California who have contributed significantly in assisting the local community through extreme acts of generosity and support.





The City of Anaheim, founded in 1857, is one of the nation's premier municipalities and is California's 10th most populous city. Anaheim covers 50 square miles with more than 349,000 residents and more than 3,200 City employees. The municipal corporation's annual budget is \$1.3 billion. Anaheim supports a thriving business community with companies such as Carl Karcher Enterprises, Inc., L-3 Communications, Pacific Sunwear, and Disneyland Resort. Successful sports franchises call Anaheim home, including Angels Baseball, Anaheim Ducks, the 2008 Olympic Gold Medal winning U.S. Men's National Volleyball Team, and the 2008 Olympic Silver Medal winning U.S. Women's National Volleyball Team. Anaheim also boasts world-class meeting and entertainment venues with the Anaheim Convention Center, the largest on the west coast, Honda Center, The Grove of Anaheim, The Shops at Anaheim GardenWalk, and Angel Stadium of Anaheim. Annually, Anaheim welcomes millions of visitors to the city, truly making it where the world comes to live, work and play. For more information, please visit www.anaheim.net.

PLAYERS





EVGENY ARTYUKHIN

Shoots	Left	Ht	6-4	Wt	255	Age	26; turns 27 on April 4, 2010
Born	April 4, 1983; Moscow, Russia				Hometown	Moscow, Russia	
Acquired	From Tampa Bay in exchange for Drew Miller and a third-round selection in the 2010 NHL Entry Draft, Aug. 13, 2009						
Drafted	By Tampa Bay in the third round (94th overall) of the 2001 NHL Entry Draft						
2008-09 REAL TIME	TOI/GM		SHFT/GM		FO% (FW/FL)		
	10:40		14.8		0% (0/2)		

2008-09:

Appeared in his second NHL season...played in a career-high 73 games with Tampa Bay...also established career bests for goals, plus/minus, penalty minutes, shots on goal (100) and avg. TOI (10:40)...ranked eighth in the NHL and led the Lightning in hits (249)...during the regular season, the club went 4-0-2 when he scored a goal...scored a goal, Apr. 3 @ NJ...recorded a career-high 10 hits, Mar. 26 @ MTL...had a season-high three-game point streak, Jan. 9-13 (1-2=3)...tied his career high with a two-game goal streak, Dec. 26-27 (2-0=2)...scored his second career PPG, Dec. 27 vs. FLA...played in his 100th career NHL game while also scoring a goal and recording a career-high tying +2 rating, Dec. 26 at FLA...recorded his second career multi-point game (1-1=2), Nov. 18 vs. FLA...logged a season high 17:23 TOI, Nov. 5 at NJ...registered a career high eight shots on net, Nov. 1 vs. OTT...collected his first point of the season (assist) with a +2 rating, Oct. 30 @ BUF.

CAREER:

After playing two seasons in Europe, signed a two-year contract with Tampa Bay, July 8, 2008...2007-08:

Recorded 6-13=42 points with Avangard Omsk and CSKA Moscow...began the season with Omsk, recording 3-2=5 points in 19 games...later joined CSKA Moscow and went on to play in 23 games, earning 3-5=8 points...appeared in six playoff games with CSKA, scoring four goals (4-0=4) with six PIM...was tied for the team lead in playoff goals and was tied for third in points...2006-07: Appeared in 44 games with Yaroslavl in the Russian tier-2 league after signing a free-agent deal, Aug. 5...recorded 5-8=13 points with 183 PIM...also played in one post-season game...2005-06: Made his NHL debut with the Lightning, appearing in 72 contests during his rookie season...ranked third in the NHL in rookie hits and led the team with 138...played 37 consecutive games from Oct. 20-Jan. 13, a career high...put together a career-high four-game assist streak (1-4=5), Jan. 7-20...recorded his first career multi-point game with two assists, Jan. 7 @ BOS...logged a career-high 17:35 TOI and recorded an assist, Nov. 8 @ MTL...scored his first career NHL goal, Nov. 5 @ TOR (Belfour)...registered his first NHL point with an assist, Oct. 26 @ NJ...played in his first

NHL HIGHLIGHTS

NHL Career Hat Tricks:

None

NHL Career Multiple-Point Games:

2 (0 multiple-goal, 0 multiple-assist)

NHL Career Highs:

Goals: 1, 10 times (last: Apr. 3, 2009 w/TB @ NJ)

Assists: 1, 23 times (last: Mar. 11, 2009 w/TB @ OTT)

Points: 2, two times (last: Nov. 18, 2008 w/TB vs. FLA; 1-1=2)

PIM: 20, Dec. 26, 2008 w/TB @ FLA

Shots: 8, Nov. 1, 2008 w/TB vs. OTT

TOI: 17:35, Nov. 8, 2005 w/TB @ MTL

Plus/Minus: +2, three times (last: Dec. 26, 2008 @ FLA)

Goal Streak: Two games, two times (last: Dec. 26-27, 2008; 2-0=2)

Assist Streak: Four games, Jan. 7-20, 2006 (1-4=5)

Point Streak: Four games, Jan. 7-20, 2006 (1-4=5)

Penalty Shots: None

First NHL Game:

In a 6-0 TB win, Oct. 20, 2005 @ ATL

First NHL Point:

An assist in a 6-3 TB win, Oct. 26, 2005 @ NJ

First NHL Goal:

A goal (Belfour) in a 5-3 TB loss, Nov. 5, 2005 @ TOR

Milestones Achieved:

100th NHL game, Dec. 26, 2008 @ FLA

Milestones Within Reach:

55 appearances to 200 NHL games

ARTYUKHIN VS. NHL


Team	GP	G	A	Pts.	PIM
Anaheim	2	0	1	1	0
Atlanta	13	0	0	0	15
Boston	6	1	3	4	17
Buffalo	5	0	1	1	8
Calgary	1	1	0	1	0
Carolina	13	1	1	2	22
Chicago	1	0	0	0	0
Colorado	-	-	-	-	-
Columbus	2	0	1	1	0
Dallas	1	0	1	1	0
Detroit	2	0	0	0	2
Edmonton	1	0	0	0	0
Florida	12	3	1	4	42
Los Angeles	2	1	1	2	6
Minnesota	2	0	0	0	0
Montreal	8	0	2	2	7
Nashville	2	0	0	0	6
New Jersey	8	2	2	4	4
NY Islanders	8	0	1	1	2
NY Rangers	8	0	0	0	8
Ottawa	8	0	2	2	30
Philadelphia	7	0	3	3	10
Phoenix	2	0	0	0	7
Pittsburgh	6	0	0	0	5
San Jose	2	0	1	1	4
St. Louis	2	0	2	2	0
Tampa Bay	-	-	-	-	-
Toronto	8	1	0	1	24
Vancouver	1	0	0	0	0
Washington	12	0	0	0	22
NHL Totals	145	10	23	33	241



NHL game, logging 7:43 TOI, Oct. 20 @ ATL...made his Stanley Cup Playoffs debut with Tampa Bay, appearing in all five of the club's CQF contests vs. OTT...scored his first career postseason goal (and point) in Game 5 of the CQF, Apr. 29 @ OTT...prior to joining the Lightning, recorded 2-1=3 points with Springfield (AHL)...**2004-05:** Appeared in 62 games with Springfield (AHL), recording 9-19=28 points with 142 PIM...completed the season tied for third on the club in assists and ranked fifth in scoring...**2003-04:** Played in 36 games with Hershey (AHL), recording 3-6=9 points with 111 PIM...also played in six games with Pensacola (ECHL)...**Miscellaneous:** Played one season of North American junior hockey with Moncton (QMJHL), earning 13-27=40 points in 53 games...played in six games with Russia at the 2003 World Junior Championships, recording one goal...also appeared in 106 games over three seasons with Podolsk-2 and Podolsk-3, recording 27-16=44 points before coming to North America.

PERSONAL:

Single...resides in Moscow during the off-season...has an older brother named Sergei who competed in the 2008 Olympic Summer Games in Beijing as a wrestler...admired Igor Larionov, Pavel Bure, Sergei Fedorov, Eric Lindros, Mario Lemieux and Wayne Gretzky growing up...became a fan of The Mighty Ducks as a child in Russia after seeing the movie...he didn't have the opportunity to see many movies in Russia, so "it's like a dream come true" now that he's playing for the club...during the offseason, likes to play soccer, basketball and tennis, as well as spend time with family and friends...enjoys any "old-school" movie starring Al Pacino or Robert DeNiro...lists his favorite athlete outside the sport of hockey as Alexander Karelin, an Olympic and world champion Greco-Roman wrestler and Hero of the Russian Federation.

**REGULAR SEASON****PLAYOFFS**

Season	Team	League	GP	G	A	Pts.	PIM	+/-	GP	G	A	Pts.	PIM
1999-00	Podolsk	Russia-2	3	0	0	0	2	-	-	-	-	-	-
	Podolsk 2	Russia-3	26	9	8	17	46	-	-	-	-	-	-
2000-01	Podolsk	Russia-2	24	0	1	1	14	-	-	-	-	-	-
2001-02	Podolsk	Russia-2	49	15	7	22	94	-	12	0	1	1	18
	Podolsk 2	Russia-3	4	3	1	4	6	-	-	-	-	-	-
2002-03	Moncton	QMJHL	53	13	27	40	204	+6	6	1	2	3	29
2003-04	Hershey	AHL	36	3	3	6	111	-	-	-	-	-	-
	Pensacola	ECHL	6	1	0	1	14	-1	-	-	-	-	-
2004-05	Springfield	AHL	62	9	19	28	142	-	-	-	-	-	-
2005-06	Springfield	AHL	4	2	1	3	4	-2	-	-	-	-	-
	TAMPA BAY	NHL	72	4	13	17	90	-4	5	1	0	1	6
2006-07	Yaroslavl	Russia-1	44	5	8	13	183	-	1	0	0	0	0
2007-08	Omsk	Russia	19	3	2	5	40	-	-	-	-	-	-
	CSKA	Russia	23	3	6	9	99	-	6	4	0	4	6
2008-09	TAMPA BAY	NHL	73	6	10	16	151	+1	-	-	-	-	-
	NHL Totals		145	10	23	33	241	-3	5	1	0	1	6
	AHL Totals		102	14	23	37	257	-	-	-	-	-	-



NICK BOYNTON

Shoots	Right	Ht	6-1	Wt	218	Age	30; turns 31 on Jan. 14, 2010
Born	Jan. 14, 1979; Nobleton, Ontario			Hometown	Nobleton, Ontario		
Acquired	Signed as a free agent, July 9, 2009						
Drafted	By Boston in the first round (21st overall) of the 1999 NHL Entry Draft						
2008-09 REAL TIME	TOI/GM	SHFT/GM	FO% (FW/FL)				
	16:35	22.9	0% (0/0)				

2008-09:

Appeared in his ninth NHL season, first with Florida...collected 5-16=21 points in 68 games, his highest point total since 2003-04 with Boston (6-24=30)...led the team with 91 PIM...posted a season-high three-game point streak (0-3=3), Mar. 25-28...capped the point streak by appearing in his 500th career NHL game on Mar. 28 @ DAL, a 6-3 Panthers win...had three two-point games, including Mar. 10 @ PIT (1-1=2), Jan. 3 @ PIT (0-2=2) and Oct. 24 vs. SJ (0-2=2)...established a season high in TOI with 26:58, Oct. 20 @ MTL...scored goals in a season-high two straight games on Oct. 18 vs. NYI (1-0=1) and Oct. 16 vs. MIN (1-0=1)...picked up his first assist of the season in his Florida debut, Oct. 10 @ CAR.

CAREER:

Was traded by Phoenix to Florida with Keith Ballard and Phoenix's second-round selection in the 2008 NHL Entry Draft in exchange for Olli Jokinen, June 20, 2008...**2007-08:** Completed his eighth NHL season, second with Phoenix...ranked second on the Coyotes in PIM (125) and fourth in blocked shots (93)...played in his 400th career NHL game, Jan.

13 @ MIN...tallied his fourth career SHG, Dec. 13 @ NYI...recorded two assists to reach 100 career NHL points, Dec. 5 vs. LA...tied his career high with 0-2=2 assists, Nov. 2 vs. DAL...**2006-07:** Appeared in his seventh NHL season, first with Phoenix...ranked second on the Coyotes with a career-high 138 PIM...scored his first goal as a Coyote, Mar. 29 vs. COL...matched his career high with 27 PIM, Oct. 19 vs. LA...made his Phoenix debut on Oct. 5 vs. NYI, which also marked his 300th NHL game...**2005-06:** Appeared in his sixth NHL season with Boston...ranked second on the Bruins with 93 PIM...had two three-game point streaks from Oct. 18-22 (1-2=3) and Nov. 1-5 (2-1=3)...**2004-05:** Played nine games with Nottingham in England, scoring 1-3=4 points...**2003-04:** Represented the Eastern Conference at the 2004 NHL All-Star Game during his fifth NHL season with Boston...set career highs in games (81), assists (24) and points (30)...had a three-game point streak from Nov. 22-28 (1-2-3)...appeared in his 200th NHL game, Dec. 27 @ TB...**2002-03:** Appeared in his fourth NHL season with the Bruins...established a career high with seven goals in 78 games...posted three

NHL HIGHLIGHTS

NHL Career Hat Tricks:

None

NHL Career Multiple-Point Games:

14 (0 multiple-goal, 10 multiple-assist)

NHL Career Highs:

Goals: 1, 32 times (last: Mar. 10, 2009 w/FLA @ PIT)

Assists: 2, 10 times (last: Jan. 3, 2009 w/FLA @ PIT)

Points: 3, Feb. 6, 2003 w/BOS vs. MTL (1-2=3)

PIM: 27, two times (last: Oct. 19, 2006 w/PHX vs. LA)

TOI: 30:43, Feb. 19, 2002 w/BOS @ CAR

Shots: 9, Apr. 1, 2004 w/BOS vs. WSH

Plus/Minus: +5, Jan. 5, 2002 w/BOS vs. WSH

Goal Streak: Two games, Oct. 16-18, 2008 (2-0=2)

Assist Streak: Three games, Mar. 25-28, 2009 (0-3=3)

Point Streak: Four games, Oct. 19-26, 2002 (1-3=4)

Penalty Shots: None

First NHL Game:

In a 2-2 tie, Apr. 1, 2000 w/BOS vs. NYR

First NHL Point:

A goal in a 4-2 BOS win, Oct. 4, 2001 vs. ANA

First NHL Goal:

A goal in a 4-2 BOS win, Oct. 4, 2001 vs. ANA

Milestones Achieved:

500th NHL game, Mar. 28, 2009 w/FLA @ DAL

100th NHL point, Dec. 5, 2007 w/PHX vs. LA

Milestones Within Reach:

Four assists to 100 NHL assists

BOYNTON VS. NHL

Team	GP	G	A	Pts.	PIM
Anaheim	18	1	3	4	34
Atlanta	20	0	5	5	11
Boston	5	0	0	0	7
Buffalo	27	3	8	11	32
Calgary	12	0	3	3	13
Carolina	20	0	3	3	45
Chicago	12	0	1	1	25
Colorado	13	1	2	3	18
Columbus	11	0	3	3	16
Dallas	19	1	5	6	34
Detroit	12	0	3	3	10
Edmonton	13	2	0	2	34
Florida	15	0	5	5	34
Los Angeles	19	1	3	4	52
Minnesota	12	1	0	1	14
Montreal	25	2	7	9	24
Nashville	14	1	3	4	13
New Jersey	20	0	3	3	8
NY Islanders	21	3	5	8	12
NY Rangers	21	0	2	2	71
Ottawa	27	5	5	10	22
Philadelphia	22	1	4	5	17
Phoenix	4	0	1	1	2
Pittsburgh	20	2	8	10	17
San Jose	14	0	4	4	31
St. Louis	13	1	0	1	17
Tampa Bay	21	3	4	7	37
Toronto	25	2	2	4	43
Vancouver	14	1	1	2	28
Washington	16	1	3	4	20
NHL Totals	505	32	96	128	751



multiple-point efforts, including 0-2=2 assists in two games and a career-high 1-2=3 points on Feb. 6 vs. MTL...registered a season-high four-game point streak (1-3=4) from Oct. 19-26 and had two three-game point streaks...scored his first career OT goal in a 3-2 victory, Dec. 7 vs. TB...played his 100th NHL game, Nov. 11 vs. EDM...**2001-02:** Appeared in his first full NHL season with Boston...finished second among NHL rookies in plus/minus (+18)...was named to the NHL's All-Rookie Team following the regular season...collected his first career NHL point with a goal, Oct. 4 vs. ANA...recorded his first NHL assist, Nov. 27 vs. TB...played in the Young Stars Game during the NHL All-Star festivities...**2000-01:** Was recalled for one game with Boston, suiting up on Oct. 31 @ NYI...spent the remainder of his second professional season at Providence (AHL), recording 6-27=33 points in 78 games...**1999-00:** Made his NHL debut with Boston, appearing in five games from Apr. 1-9...played in his first NHL game, Apr. 1 vs. NYR...spent most of his first professional season in Providence, collecting 5-14=19 points in 53 games...

Miscellaneous: Played four seasons with Ottawa (OHL), registering 41-144=185 points in 218 career

games...was named to the OHL's All-Rookie Team in 1995-96 and was a Third Team OHL All-Star in 1996-97...led the OHL in plus/minus in 1996-97 with a +81 rating...captained the 67's to the Memorial Cup championship in 1998-99 and was named Most Valuable Player of the tournament.

PERSONAL:

Has a daughter named Emmerson (3) and a son named Bryar (1)...is active in assisting juvenile diabetes charities, including the Juvenile Diabetes Research Foundation...enjoys golf, playing the guitar and is an avid fisherman...his favorite band is the Dropkick Murphys and his first car was a Pontiac Sunbird...his favorite team while growing up was the Toronto Maple Leafs and top player was Wendel Clark...worked on his family sod farm growing up.



REGULAR SEASON

PLAYOFFS

Season	Team	League	GP	G	A	Pts.	PIM	+/-	GP	G	A	Pts.	PIM
1999-00	Providence	AHL	53	5	14	19	66	-	12	1	0	1	6
	BOSTON	NHL	5	0	0	0	0	-5	-	-	-	-	-
2000-01	Providence	AHL	78	6	27	33	105	-	17	0	2	2	35
	BOSTON	NHL	1	0	0	0	0	-1	-	-	-	-	-
2001-02	BOSTON	NHL	80	4	14	18	107	18	6	1	2	3	8
2002-03	BOSTON	NHL	78	7	17	24	99	8	5	0	1	1	4
2003-04	BOSTON	NHL	81	6	24	30	98	17	7	0	2	2	2
2004-05	Nottingham	Britain	9	1	3	4	4	-	6	1	2	3	22
2005-06	BOSTON	NHL	54	5	7	12	93	-7	-	-	-	-	-
2006-07	PHOENIX	NHL	59	2	9	11	138	-13	-	-	-	-	-
2007-08	PHOENIX	NHL	79	3	9	12	125	-9	-	-	-	-	-
2008-09	FLORIDA	NHL	68	5	16	21	91	7	-	-	-	-	-
NHL Totals			505	32	96	128	751	15	18	1	5	6	14



SHELDON BROOKBANK

Shoots	Right	Ht	6-1	Wt	200	Age	29; turns 30 on Oct. 3, 2010
Born	Oct. 3, 1980; Lanigan, Saskatchewan			Hometown	Lanigan, Saskatchewan		
Acquired	From New Jersey in exchange for David McIntyre, Feb. 3, 2009						
Drafted	Not drafted						
2008-09 REAL TIME	TOI/GM	SHFT/GM	FO% (FW/FL)				
	12:07	15.9	0% (0/0)				

2008-09:

Appeared in his third NHL season, his first with Anaheim...played in all of Anaheim's remaining 29 games following his acquisition from New Jersey...tied a career high with 44 appearances and set a personal best with 1-2=3 points and a +4 rating in his last 12 games...was a plus-or-even in 23 of his final 27 contests (+4)...scored his first career NHL goal (Roloson) in a 5-3 Ducks win, Mar. 31 @ EDM...picked up a career-high 12 PIM, Feb. 26 @ BOS...earned his first point as a Duck (assist), Feb. 18 vs. LA...made his Anaheim debut on Feb. 4 @ MIN, going scoreless in 15:34 TOI...began the season with New Jersey, going scoreless with 25 PIM in 15 games...logged a season-high 19:29 TOI and a +1 rating, Nov. 9 vs. EDM...**PLAYOFFS:** Made his Stanley Cup Playoffs debut with Anaheim, appearing in 13 games...made his first NHL postseason appearance in Game 1 of the CQF, Apr. 16 @ SJ.

CAREER:

Was claimed on waivers by New Jersey from Columbus, Oct. 2, 2007...signed as a free agent by Columbus on July 1, 2007, but did not see any

action with the team...**2007-08:** Appeared in his second NHL season, his first with New Jersey...played in a career-high 44 games, including 18 of the last 23...finished with 0-8=8 points, including 0-5=5 points in his last 19 appearances...recorded points in back-to-back contests twice: Mar. 4-7 (0-2=2) and Dec. 5-7 (0-3=3)...set a career high in points and assists (0-2=2) in a 4-3 New Jersey win, Dec. 5, 2007 vs. BOS...made his season debut on Oct. 25 @ NYR and went on to appear in 16 straight games through Nov. 28...was recalled from Lowell (AHL) on Oct. 22 following a one-game conditioning assignment...**2006-07:** Made his NHL debut with Nashville, collecting 0-1=1 point in three games...earned an assist in his first career NHL game on Feb. 6 @ PIT, a 4-1 Nashville loss...went scoreless on Feb. 8 vs. TOR and Feb. 10 vs. LA before returning to Milwaukee (AHL) for the remainder of the season...won the Eddie Shore Trophy as the AHL's outstanding defenseman...was named to the AHL's All-Star team and played in the league's All-Star Classic (1-1=2)...led all AHL defensemen in scoring...set career

NHL HIGHLIGHTS

NHL Career Hat Tricks:

None

NHL Career Multiple-Point Games:

1 (0 multiple-goal, 1 multiple-assist)

NHL Career Highs:

Goals: 1, Mar. 31, 2009 @ EDM

Assists: 2, Dec. 5, 2007 w/NJ vs. BOS

Points: 2, Dec. 5, 2007 w/NJ vs. BOS (0-2=2)

PIM: 12, Feb. 26, 2009 @ BOS

TOI: 24:23, Feb. 18, 2008 w/NJ vs. CAR

Shots: 4, two times (last: Feb. 23, 2008 w/NJ vs. NYI)

Plus/Minus: +2, three times (last: Dec. 7, 2007 w/NJ vs. WSH)

Goal Streak: None

Assist Streak: Two games, three times (last: Mar. 4-7, 2008; 0-2=2)

Point Streak: Two games, three times (last: Mar. 4-7, 2008; 0-2=2)

Penalty Shots: None

First NHL Game:

In a 4-1 NSH loss, Feb. 6, 2007 @ PIT

First NHL Point:

An assist in a 4-1 NSH loss, Feb. 6, 2007 @ PIT

First NHL Goal:

A goal (Rolson) in a 5-3 ANA win, Mar. 31, 2009 @ EDM

Milestones Within Reach:

Nine appearances to 100 NHL games

BROOKBANK VS. NHL


Team	GP	G	A	Pts.	PIM
Anaheim	-	-	-	-	-
Atlanta	3	0	0	0	7
Boston	2	0	2	2	12
Buffalo	3	0	0	0	9
Calgary	3	0	0	0	5
Carolina	2	0	1	1	4
Chicago	1	0	0	0	0
Colorado	3	0	0	0	7
Columbus	1	0	0	0	4
Dallas	4	0	0	0	12
Detroit	2	0	0	0	0
Edmonton	3	1	1	2	4
Florida	2	0	0	0	0
Los Angeles	2	0	1	1	5
Minnesota	3	0	0	0	0
Montreal	2	0	0	0	0
Nashville	3	0	0	0	0
New Jersey	-	-	-	-	-
NY Islanders	7	0	1	1	4
NY Rangers	7	0	0	0	2
Ottawa	2	0	0	0	2
Philadelphia	6	0	1	1	21
Phoenix	4	0	1	1	8
Pittsburgh	6	0	1	1	4
San Jose	4	0	0	0	0
St. Louis	-	-	-	-	-
Tampa Bay	5	0	1	1	7
Toronto	4	0	1	1	9
Vancouver	3	0	0	0	15
Washington	4	0	1	1	10
NHL Totals	91	1	12	13	151



highs in goals (15), assists (38), points (53) and appearances (78)...posted 14 multiple-point games, including a season-high three points on four occasions...had a season-high +3 rating along with a season-tying 1-2=3 points in a 4-2 victory, Mar. 23 @ Peoria...recorded a season-best four-game point streak (2-4=6) with a +3 rating, Nov. 18-24...**2005-06:** Signed as a free agent with Nashville on Aug. 4, 2005 and spent the entire season with Milwaukee (AHL)...set a career high with 232 PIM...helped lead Milwaukee to the 2006 Calder Cup Finals, scoring 1-8=9 points in 21 playoff games...**2004-05:** Spent his second consecutive season with Anaheim's AHL affiliate in Cincinnati...ranked third on the AHL Ducks in PIM (181)...**2003-04:** Signed as a free agent with Anaheim on July 21, 2003...played the entire season with Cincinnati (AHL) ...**2002-03:** Spent his first full AHL season with Grand Rapids, appearing in 69 games...**2001-02:** Began his professional career with Mississippi (ECHL) along with a six-game stint at Grand Rapids.

family's cabin at Jackfish Lake in Saskatchewan... worked on a honeybee farm, extracting, moving, and loading boxes as one of his first jobs...lists his greatest hockey accomplishments as making it to the NHL and winning the Mac's World Invitational AAA Midget Hockey Tournament with the Saskatoon Contacts in 1997...older brother Wade played for Carolina last season...Sheldon and Wade played against each other for first time on Feb. 18, 2007 w/NJ vs. CAR...enjoys cooking, including a beef brisket family recipe...participates in golf, softball and water sports during the

off-season...favorite lete outside of hockey is Manny Ramirez... favorite cable channel is FX and top TV show is "Family Guy"... while in Orange County, enjoys sushi at The Cannery in Newport Beach.



PERSONAL:

Graduated from Lanigan High School (Saskatchewan) in 1998...married Lene Durand on July 18, 2009...traveled to the Bahamas for their honeymoon and went scuba diving with sharks...also spent time during the summer at his

REGULAR SEASON

PLAYOFFS

Season	Team	League	GP	G	A	Pts.	PIM	+/-	GP	G	A	Pts.	PIM
2001-02	Mississippi	ECHL	62	8	21	29	137	-	10	1	4	5	26
	Grand Rapids	AHL	6	0	1	1	24	-	-	-	-	-	-
2002-03	Grand Rapids	AHL	69	2	11	13	136	-	15	1	3	4	28
2003-04	Cincinnati	AHL	74	2	9	11	216	-	9	0	2	2	20
2004-05	Cincinnati	AHL	60	1	11	12	181	-	11	0	0	0	40
2005-06	Milwaukee	AHL	73	9	26	35	232	+4	21	1	8	9	49
2006-07	Milwaukee	AHL	78	15	38	53	176	+4	4	0	0	0	6
	NASHVILLE	NHL	3	0	1	1	12	0	-	-	-	-	-
2007-08	Lowell	AHL	1	0	0	0	5	0	-	-	-	-	-
	NEW JERSEY	NHL	44	0	8	8	63	0	-	-	-	-	-
2008-09	NEW JERSEY	NHL	15	0	0	0	25	+1	-	-	-	-	-
	ANAHEIM	NHL	29	1	3	4	51	+3	13	0	0	0	18
NHL Totals			91	1	12	13	151	+4	13	0	0	0	18
AHL Totals			361	29	96	125	970	-	60	2	13	15	143



MIKE BROWN

Shoots	Right	Ht	5-11	Wt	201	Age	24; turns 25 on June 24, 2010	
Born	June 24, 1985; Northbrook, IL				Hometown	Northbrook, IL		
Acquired	From Vancouver in exchange for Nathan McLver, Feb. 4, 2009							
Drafted	By Vancouver in the fifth round (159th overall) of the 2004 NHL Entry Draft							
2008-09 REAL TIME	TOI/GM		SHFT/GM		FO% (FW/FL)			
	8:08		12.0		0% (0/6)			

2008-09:

Appeared in his second NHL season, split with Anaheim and Vancouver...set career highs in goals (2), assists (2) and points (4)...both goals scored were game-winners, including Apr. 4 @ SJ (W, 5-2) and Feb. 24 @ BUF (W, 3-2)...collected his first assist as a Duck and a +1 rating in a 6-2 Anaheim victory, Mar. 22 vs. PHX...established a career high with 17:59 TOI, Mar. 8 vs. MIN...scored his first goal as a Duck (Lalime) and second of his career, Feb. 24 @ BUF...marked his first career GWG in the 3-2 Anaheim victory...made his Ducks debut on Feb. 5 @ NSH, going scoreless on two shots in 11:38 TOI...was acquired from Vancouver in exchange for defenseman Nathan McLver, Feb. 4...was tied for second among Canucks in PIM (85) at the time of the trade...set a career high with 17 PIM on Dec. 17 vs. EDM and matched it with Anaheim on Feb. 26 @ BOS...collected his first point of the season (assist) and second of his career, Nov. 27 vs. CGY...**PLAYOFFS:** Appeared in all 13 playoff games with Anaheim, collecting 0-2=2 points...picked up his second career post-season assist in Anaheim's 4-1, series-clinching

victory in Game 6 of the CQF, Apr. 27 vs. SJ...made his Stanley Cup Playoffs debut in Game 1 of the CQF on Apr. 16 @ SJ, earning his first assist on Anaheim's second goal in a 2-0 Ducks victory.

CAREER:

Signed a two-year contract extension through 2010-11, June 8, 2009...**2007-08:** Appeared in his first NHL season, collecting 1-0=1 point in 19 games with Vancouver...made his NHL debut in a 4-2 Canucks victory, playing 7:10 on Nov. 21 vs. MIN...scored his first career NHL goal against Niklas Backstrom in a 2-1 Vancouver loss, Dec. 2 @ MIN...was a plus-or-even in 16 of his 19 appearances with the Canucks (+1)...spent the rest of the season with Manitoba (AHL), appearing in 54 games...led Manitoba with a career-high 201 PIM...also notched a personal-best 10 goals...scored a career-high two goals (2-0=2) to help lead the Moose to a 5-0 victory, Mar. 15 @ Hershey...posted a season-high three-game point streak (2-1=3), Apr. 4-11...appeared in six Calder Cup Playoff

NHL HIGHLIGHTS

NHL Career Hat Tricks:

None

NHL Career Multiple-Point Games:

None

NHL Career Highs:

Goals: 1, three times (last: Apr. 4, 2009 @ SJ)

Assists: 1, two times (last: Mar. 22, 2009 vs. PHX)

Points: 1, five times (last: Apr. 4, 2009 @ SJ; 1-0=1)

PIM: 17, two times (last: Feb. 26, 2009 @ BOS)

TOI: 17:59, Mar. 8, 2009 vs. MIN

Shots: 6, Mar. 3, 2009 @ CHI

Plus/Minus: +1, seven times (last: Apr. 4, 2009 @ SJ)

Goal Streak: None

Assist Streak: None

Point Streak: None

Penalty Shots: None

First NHL Game:

In a 4-2 VAN win, Nov. 21, 2007 vs. MIN

First NHL Point:

A goal in a 2-1 VAN loss, Dec. 2, 2007 @ MIN

First NHL Goal:

A goal (Backstrom) in a 2-1 VAN loss, Dec. 2, 2007 @ MIN

Milestones Within Reach:

33 appearances to 100 NHL games

BROWN VS. NHL

Team	GP	G	A	Pts.	PIM
Anaheim	4	0	0	0	24
Atlanta	2	0	0	0	14
Boston	1	0	0	0	17
Buffalo	1	1	0	1	0
Calgary	5	0	1	1	21
Carolina	-	-	-	-	-
Chicago	2	0	0	0	7
Colorado	3	0	0	0	7
Columbus	5	0	0	0	17
Dallas	4	0	0	0	0
Detroit	3	0	0	0	5
Edmonton	5	0	0	0	26
Florida	2	0	0	0	7
Los Angeles	3	0	0	0	10
Minnesota	5	1	0	1	7
Montreal	-	-	-	-	-
Nashville	4	0	0	0	5
New Jersey	1	0	0	0	7
NY Islanders	1	0	0	0	0
NY Rangers	1	0	0	0	5
Ottawa	1	0	0	0	2
Philadelphia	1	0	0	0	0
Phoenix	5	0	1	1	10
Pittsburgh	-	-	-	-	-
San Jose	4	1	0	1	2
St. Louis	1	0	0	0	0
Tampa Bay	1	0	0	0	2
Toronto	-	-	-	-	-
Vancouver	2	0	0	0	5
Washington	-	-	-	-	-
NHL Totals	67	3	2	5	200




RIGHT WING 13

games with Manitoba, scoring 2-0=2 points with 11 PIM...**2006-07:** Spent his second professional season with Manitoba...led the team with 194 PIM...**2005-06:** Began his professional career with Manitoba...set career highs in assists (8), points (15) and appearances (73)...ranked fourth on the Moose in PIM (130) and tied for fourth in appearances...recorded a season-high four-game point streak (3-1=4) from Nov. 26-30, including goals in a season-best three straight games (3-0=3) from Nov. 26-29...**Miscellaneous:** Played two seasons with the University of Michigan (CCHA), scoring 11-10=21 points with 146 PIM in 77 games from 2003-05...began his amateur career with the U.S. National Under-18 team, collecting 5-14=19 points with 85 PIM from 2001-03.

while growing up, his dad sold motorcycles to members of the Chicago Blackhawks and became friends with several players...one of his favorite meals is sushi...plays golf in the offseason, citing Tiger Woods as his favorite athlete outside of hockey...his favorite TV channel is FOX and top show is "Family Guy"...he and wife Katarina once tried cross country skiing in Whistler, as both discovered "it's harder than we thought."

PERSONAL:

Graduated from Huron High School (Ann Arbor, MI) in 2003...attended the University of Michigan for two years...



REGULAR SEASON

PLAYOFFS

Season	Team	League	GP	G	A	Pts.	PIM	+/-	GP	G	A	Pts.	PIM
2001-02	U.S. National U-18	NAHL	46	5	11	16	56	-	-	-	-	-	-
2002-03	U.S. National U-18	NAHL	9	0	3	3	29	-	-	-	-	-	-
2003-04	U. of Michigan	CCHA	42	8	5	13	51	-	-	-	-	-	-
2004-05	U. of Michigan	CCHA	35	3	5	8	95	-	-	-	-	-	-
2005-06	Manitoba	AHL	73	7	8	15	139	+3	13	1	2	3	17
2006-07	Manitoba	AHL	62	3	0	3	194	-2	13	-	2	2	16
2007-08	Manitoba	AHL	54	10	3	13	201	-3	6	2	0	2	11
	VANCOUVER	NHL	19	1	0	1	55	-2	-	-	-	-	-
2008-09	VANCOUVER	NHL	20	0	1	1	85	-5	-	-	-	-	-
	ANAHEIM	NHL	28	2	1	3	60	-2	13	0	2	2	25
NHL Totals			67	3	2	5	200	-9	13	0	2	2	25
AHL Totals			189	20	11	31	534	-2	32	3	4	7	44



RYAN CARTER

Shoots	Left	Ht	6-2	Wt	200	Age	26; turns 27 on Aug. 3, 2010	
Born	Aug. 3, 1983; White Bear Lake, Minnesota			Hometown	White Bear Lake, Minnesota			
Acquired	Signed as a free agent, July 12, 2006							
Drafted	Not drafted							
2008-09 REAL TIME	TOI/GM		SHFT/GM		FO% (FW/FL)			
	9:05		13.0		48.0% (146/158)			

2008-09:

Appeared in his second NHL season with Anaheim... set career highs for assists, points, PIM and games played...was a plus-or-even in 39 of his 48 appearances finishing a +3 on the season...set a career high for TOI with 17:57, Feb. 2 vs. BUF...scored a goal with a career-high 15 PIM, Dec. 7 vs. CBJ... scored the GWG, the second of his career, Nov. 2 vs. CGY...collected points in three of his first four games (1-2=3) and four of his first seven (1-3=4)... opened the season with a career-tying two-game point streak, Oct. 12-14 (1-1=2)...scored his first goal of the season and tied his career high with a +2 rating, Oct. 12 vs. PHX...**PLAYOFFS:** Made his third consecutive trip to the Stanley Cup Playoffs, collecting 2-3=5 points in 10 games...had a pair of two-game point streaks, including May 3-5 vs. DET and Apr. 25-27 vs. SJ...scored his second career playoff goal (PPG) in a 4-3 triple-overtime win in Game 2 of the CSF, May 3 @ DET...recorded his first career postseason goal in Game 5 of the CQF, Apr. 25 @ SJ.

CAREER:

Signed a three-year contract, Apr. 29, 2008...
2007-08: Appeared in his first NHL season with Anaheim...played in all six CQF games vs. DAL, recording six shots on net...had a playoff career-high three shots in Anaheim's 4-2 win in Game 4 of the CQF, Apr. 15 @ DAL... had his regular season cut short after fracturing his right wrist, Feb. 20 vs. COL...missed 17 games from Feb. 22-Apr. 5 before returning for Anaheim's regular season finale on Apr. 6 vs. PHX (scoreless in 12:34 TOI)...prior to the injury, had 4-1=5 points in eight games, Feb. 5-20...scored his first two career NHL goals against Martin Brodeur less than eight minutes apart in the first period to lead the Ducks to a 2-1 win, Feb. 8 @ NJ...marked his first career multiple-point game...also set a career high with 15:55 TOI...went on to score four goals in a five-game stretch (4-0=4), Feb. 8-17... earned his first career NHL point (assist), Dec. 19 vs. COL...won 100-of-162 faceoffs over his last 13 games (62%)...opened the season with

NHL HIGHLIGHTS

NHL Career Hat Tricks:

None

NHL Career Multiple-Point Games:

1 (1 multiple-goal, 0 multiple-assist)

NHL Career Highs:

Goals: 2, Feb. 8, 2008 @ NJ

Assists: 1, 10 times (last: Jan. 8, 2009 @ LA)

Points: 2, Feb. 8, 2008 @ NJ (2-0=2)

PIM: 15, Dec. 7, 2008 vs. CBJ

TOI: 17:57, Feb. 2, 2009 vs. BUF

Shots: 6, Jan. 15, 2008 vs. DAL

Plus/Minus: +2, two times (last: Oct. 12, 2008 vs. PHX)

Goal Streak: Two games, Feb. 8-10, 2008 (3-0=3)

Assist Streak: None

Point Streak: Two games, two times (last: Oct. 12-14, 2008; 1-1=2)

Penalty Shots: None

First NHL Game:

In a 4-1 ANA win, Sept. 30, 2007 vs. LA (in London, England)

First NHL Point:

An assist in a 2-1 ANA win, Dec. 19, 2007 vs. COL

First NHL Goal:

A goal (Brodeur) in a 2-1 ANA win, Feb. 8, 2008 @ NJ

Milestones Within Reach:

18 appearances to 100 NHL games

CARTER VS. NHL

Team	GP	G	A	Pts.	PIM
Anaheim	-	-	-	-	-
Atlanta	-	-	-	-	-
Boston	1	0	0	0	0
Buffalo	2	0	0	0	0
Calgary	3	2	0	2	5
Carolina	1	0	0	0	2
Chicago	2	0	0	0	2
Colorado	4	0	1	1	0
Columbus	3	1	0	1	15
Dallas	6	0	2	2	6
Detroit	6	1	0	1	4
Edmonton	3	0	0	0	6
Florida	1	0	0	0	0
Los Angeles	7	0	2	2	2
Minnesota	6	0	0	0	8
Montreal	1	0	1	1	0
Nashville	5	0	1	1	9
New Jersey	2	2	0	2	2
NY Islanders	2	0	1	1	0
NY Rangers	3	0	1	1	5
Ottawa	-	-	-	-	-
Philadelphia	1	0	0	0	0
Phoenix	5	1	0	1	2
Pittsburgh	2	0	0	0	0
San Jose	7	0	1	1	11
St. Louis	2	0	0	0	7
Tampa Bay	1	0	0	0	0
Toronto	2	0	0	0	0
Vancouver	4	0	0	0	2
Washington	-	-	-	-	-
NHL Totals	82	7	10	17	88



the Ducks, appearing in four games before being assigned to Portland (AHL), Oct. 9...returned to Anaheim on Nov. 14 and played in two games from Nov. 15-17...was reassigned to Portland on Nov. 20 and returned to the NHL for a final time on Dec. 17...played in 13 games with the Pirates, scoring 3-2=5 points with a +3 rating and 38 PIM...**2006-07:** Won his first Stanley Cup championship with Anaheim in 2007...marked his first appearance in the Stanley Cup Playoffs...joined Anaheim for the 2007 playoffs and appeared in four games, including one SCF contest (Game 4 @ OTT on June 4, 2007)...also played in three WCF games vs. DET (Games 4-6)...in his first professional season in 2006-07, earned 16-20=36 points with Portland...was tied for third on the team in goals and tied for fourth in both assists and scoring...**2005-06:**


Appeared in 39 games at Minnesota State-Mankato of the Western Collegiate Hockey Association (WCHA), scoring 19-16=35 points...finished second on the Mavericks in goals and third in points...his

34 goals over his two collegiate seasons was the best two-year total on the team.

PERSONAL:

Resides in White Bear Lake, MN during the off-season...was engaged to fiancé Erin last summer...enjoys golfing and fishing in his spare time...has two sisters and is the middle child of the family...has an eclectic music collection, but admits pop and country are his favorites...his favorite class at Minnesota State-Mankato was geography...one of his favorite shows is "Myth Busters" on the Discovery Channel...also enjoys watching Bobby

Flay on the Food Network... spent his first job packing ice at a local plant... considers a family trip to Orlando, Florida as the best vacation he took as a kid...likes to cook on the grill with his mom's pork tenderloin recipe being his favorite dish.



REGULAR SEASON

PLAYOFFS

Season	Team	League	GP	G	A	Pts.	PIM	+/-	GP	G	A	Pts.	PIM
2004-05	Minn. St.-Man	NCAA	37	15	8	23	44	-	-	-	-	-	-
2005-06	Minn. St.-Man	NCAA	39	19	16	35	71	-	-	-	-	-	-
2006-07	Portland	AHL	76	16	20	36	85	-5	-	-	-	-	-
	ANAHEIM	NHL	-	-	-	-	-	-	4	0	0	0	0
2007-08	Portland	AHL	13	3	2	5	38	+3	-	-	-	-	-
	ANAHEIM	NHL	34	4	4	8	36	-2	6	0	0	0	6
2008-09	ANAHEIM	NHL	48	3	6	9	52	+3	10	2	3	5	0
NHL Totals			82	7	10	17	88	+1	20	2	3	5	6
AHL Totals			89	19	22	41	123	-2	-	-	-	-	-



ERIK CHRISTENSEN

Shoots	Left	Ht	6-1	Wt	203	Age	25; turns 26 on Dec. 17, 2009
Born	Dec. 17, 1983; Edmonton, Alberta			Hometown	Edmonton, Alberta		
Acquired	From Atlanta in exchange for Eric O'Dell, Mar. 4, 2009						
Drafted	By Pittsburgh in the third round (69th overall) of the 2002 NHL Entry Draft						
2008-09 REAL TIME	TOI/GM	SHFT/GM	FO% (FW/FL)				
	13:38	16.8	55.7% (277/220)				

2008-09:

Appeared in his fourth NHL season, his first with Anaheim...played in all 17 remaining games for the Ducks following his Mar. 4 acquisition from Atlanta...recorded five multiple-point games, including four two-assist contests...earned 2-7=9 points in the final 15 games of the season, including his second goal as a Duck in the regular season finale on Apr. 11 @ PHX...won 40-of-61 faceoffs (65.6%) in the last 11 games...had a season-high six shots on net in a 6-5 shootout win, Apr. 2 @ VAN...scored his first goal as a Duck in a 7-2 victory, Mar. 25 @ COL...collected two assists, his first two points as a Duck, Mar. 11 vs. VAN...made his Anaheim debut on Mar. 6 vs. DAL, recording 17:29 TOI...at the time of the trade, ranked second among Atlanta leaders in faceoff percentage (54.6%; 233-for-427) and third in faceoffs won...appeared in his 200th NHL game in his final contest with Atlanta, Mar. 3 vs. FLA...scored the shootout-winning goal in a 7-6 Atlanta win, Feb. 16 @ LA...picked up 0-2=2 points in a season-high 18:54 TOI, Nov. 2 vs. FLA...**PLAYOFFS:** Made his second trip to the Stanley Cup Playoffs, recording 0-2=2 points in eight games...collected his first career playoff point (assist) in a 3-2 victory in Game 2 of the CQF, Apr. 19 @ SJ...added his second career postseason assist in Game 5 of the CSF, May 10 @ DET.

CAREER:

Was originally selected by Pittsburgh in the third round (69th overall) of the 2002 NHL Entry Draft...was acquired by Atlanta from Pittsburgh with Colby Armstrong, Angelo Esposito and a first-round selection in the 2008 NHL Entry Draft in exchange for Marian Hossa and Pascal Dupuis, Feb. 26, 2008...**2007-08:** Split his third NHL season with Pittsburgh and Atlanta, recording 11-13=24 points in 59 games...scored his first goal as a Thrasher on Mar. 5 vs. CAR and made his Atlanta debut on Feb. 28 vs. NYI...recorded 9-11=20 points in 49 games with Pittsburgh prior to being traded to Atlanta on Feb. 26...established a career high with eight shots on goal, Feb. 9 vs. LA...posted a career-high four-game point streak (2-3=5) from Dec. 20-27...missed the final eight games of the regular season with a knee injury...**2006-07:** Appeared in his second NHL season with Pittsburgh...made his Stanley Cup Playoffs debut, playing in four games...ranked 10th on the Penguins in scoring with 18-15=33 points in 61 games...finished the regular season tied for the NHL lead with eight shootout goals...scored on eight-of-14 shootout attempts (57.1%)...recorded the game-deciding goal in three of Pittsburgh's 10 shootout wins...

NHL HIGHLIGHTS

NHL Career Hat Tricks:

None

NHL Career Multiple-Point Games:

17 (4 multiple-goal, 6 multiple-assist)

NHL Career Highs:

Goals: 2, four times (last: Nov. 28, 2006 w/PIT vs. NYI)

Assists: 2, six times (last: Apr. 4, 2009 @ SJ)

Points: 3, two times (last: Mar. 29, 2007 w/PIT @ BOS; 2-1=3)

PIM: 12, Dec. 8, 2005 w/PIT vs. MIN

TOI: 20:52, Feb. 11, 2006 w/PIT @ WSH

Shots: 8, Feb. 9, 2008 w/PIT vs. LA

Plus/Minus: +2, 15 times (last: Mar. 25, 2009 @ COL)

Goal Streak: Three games, Dec. 1-5, 2006 (3-0=3)

Assist Streak: Three games, Mar. 25-29, 2007 (2-3=5)

Point Streak: Four games, Dec. 20-27, 2007 (2-3=5)

Penalty Shots: None

First NHL Game:

In a 4-3 PIT win, Nov. 1, 2005 @ NJ

First NHL Point:

A goal in a 5-1 PIT win, Nov. 3, 2005 @ NYI

First NHL Goal:

A goal (DiPietro) in a 5-1 PIT win, Nov. 3, 2005 @ NYI

Milestones Within Reach:

Two points to 100 NHL points

Milestones Achieved:

200th NHL game, Mar. 3, 2009 w/ATL vs. FLA

CHRISTENSEN VS. NHL

Team	GP	G	A	Pts.	PIM
Anaheim	2	0	2	2	0
Atlanta	8	1	5	6	4
Boston	11	3	6	9	10
Buffalo	10	0	2	2	0
Calgary	2	0	1	1	4
Carolina	12	2	2	4	8
Chicago	2	0	1	1	0
Colorado	5	3	1	4	2
Columbus	1	0	0	0	0
Dallas	5	0	0	0	2
Detroit	2	0	1	1	2
Edmonton	3	0	0	0	0
Florida	13	3	6	9	4
Los Angeles	2	0	1	1	0
Minnesota	5	0	0	0	12
Montreal	11	5	1	6	4
Nashville	4	0	2	2	0
New Jersey	15	4	2	6	14
NY Islanders	15	6	2	8	2
NY Rangers	15	0	4	4	8
Ottawa	6	0	2	2	0
Philadelphia	16	6	3	9	10
Phoenix	6	2	1	3	6
Pittsburgh	3	0	0	0	0
San Jose	5	1	2	3	2
St. Louis	2	0	0	0	2
Tampa Bay	7	1	0	1	2
Toronto	13	4	1	5	4
Vancouver	4	0	3	3	2
Washington	12	1	5	6	6
NHL Totals	217	42	56	98	110




had a pair of career-high three-point games, including Mar. 29 @ BOS (2-1=3) and Jan. 16 vs. NYI (2-1=3)...scored a goal in a career-high three consecutive games (3-0=3) from Dec. 1-5...appeared in 16 games with Wilkes-Barre/Scranton (AHL) prior to his recall, registering 12-12=24 points...**2005-06:** Appeared in his first NHL season with Pittsburgh, collecting 6-7=13 points in 33 games...set a career high with 20:52 TOI, Feb. 11 @ WSH...was charged with a career-high 12 PIM, Dec. 8, 2005 vs. MIN...posted a season-high three-game point streak (2-2=4) from Nov. 14-19...recorded his first NHL goal against Rick DiPietro in a 5-1 Pittsburgh victory, Nov. 3 vs. NYI...made his NHL debut on Nov. 1 vs. NJ, recording 18:28 TOI in a 4-3 Penguins win...spent the remainder of the regular season with Wilkes-Barre/Scranton, tallying 24-22=46 points in 48 games...added 2-2=4 points in 11 AHL postseason games...**2004-05:** Began his professional career with Wilkes-Barre/Scranton, recording 14-13=27 points in 77 games...finished tied for first in the AHL with five shootout goals during the regular season...made his professional debut on Oct. 13 vs. Manitoba...ranked fourth on the team with 1-6=7 points in 11 Calder Cup Playoff games...**Miscellaneous:** Appeared in 338 career WHL games with Kamloops and Brandon from 1999-04, scoring 133-153=286

points with 265 PIM...was awarded with the Bob Clarke Trophy as the WHL's leading scorer in 2002-03 after posting 54-54=108 points in 67 games with Kamloops.

PERSONAL:

Graduated from Leduc Composite High School (Alberta) in 2001...has a younger sister, Erin...plays golf in the off-season...lists Wayne Gretzky as his favorite player growing up...his favorite hockey memory was playing with Mario Lemeiux with the Penguins during the 2005-06 season...his father, Ivan, is a longtime hockey coach who operates Complete Player, Inc., a skills development company that works with amateur and professional players in Edmonton...his favorite athletes outside of hockey are Tiger Woods and LeBron James...cites his favorite TV show as "Family Guy"...his top restaurant in Orange County is Barolo Italian Café in Tustin.



		REGULAR SEASON							PLAYOFFS				
Season	Team	League	GP	G	A	Pts.	PIM	+/-	GP	G	A	Pts.	PIM
2004-05	Wilkes-Barre	AHL	77	14	13	27	33	-	11	1	6	7	4
2005-06	PITTSBURGH	NHL	33	6	7	13	34	-3	-	-	-	-	-
	Wilkes-Barre	AHL	48	24	22	46	50	+10	11	2	2	4	2
2006-07	PITTSBURGH	NHL	61	18	15	33	26	-3	4	0	0	0	6
	Wilkes-Barre	AHL	16	12	12	24	8	+7	-	-	-	-	-
2007-08	PITTSBURGH	NHL	49	9	11	20	28	-3	-	-	-	-	-
	ATLANTA	NHL	10	2	2	4	2	-7	-	-	-	-	-
2008-09	ATLANTA	NHL	47	5	14	19	14	-7	-	-	-	-	-
	ANAHEIM	NHL	17	2	7	9	6	-2	8	0	2	2	0
NHL Totals			217	42	56	98	110	-23	12	0	2	2	6



ANDREW EBBETT

Shoots	Left	Ht	5-9	Wt	174	Age	26; turns 27 on Jan. 2, 2010
Born	Jan. 2, 1983; Calgary, Alberta				Hometown	Vernon, British Columbia	
Acquired	Signed as a free agent, May 16, 2007						
Drafted	Not drafted						
2008-09 REAL TIME	TOI/GM		SHFT/GM		FO% (FW/FL)		
	13:52		18.2		48.6% (221/234)		

2008-09:

Appeared in his first full NHL season...recorded five multiple-point games (four multi-assist)... finished tied for seventh among league rookies in assists and tied for fourth in points-per-game (.67)...with teammate Bobby Ryan, led all rookie duos from the same team in both points (39-50=89) and points-per-game (.79)...finished the season having recorded points in seven of his last 11 games (3-6=9)...also earned 6-17=23 points in his last 32 games and 7-21=28 in his last 39... recorded a +10 rating over his last 27 games of the season...set a single-game career best for points in a game with three on three separate occasions: Feb. 15 vs. ATL (1-2=3 with a +3 rating), Feb. 28 @ DAL (1-2=3 with a +2 rating) and Mar. 25 @ COL (1-2=3)...finished the season just two assists shy of the club rookie record (Ryan and Beauchemin, 26)...scored his eighth goal of the season, Apr. 10 vs. DAL...recorded a season-high tying three-game point streak, Mar. 22-25 (2-3=5)...logged a season-high 17:45 TOI, Feb. 26 @ BOS...registered a season-high five shots on net, Feb. 11 vs. CGY...recorded 1-1=2 points on four shots,

Jan. 9 vs. TB...had a season-high three-game point streak, Jan. 27-Feb. 2 (0-3=3)...scored his first career NHL goal (PPG), Jan. 2 vs. PHI (Martin Biron)...earned his first two NHL points with a two-assist effort (0-2=2), Dec. 22 @ CGY...made his season debut on Dec. 22 @ VAN after being recalled from Iowa on Dec. 22...went scoreless on three shots in 13:08 TOI...in 28 games with the Chops, collected 10-19=29 points with a +9 rating and six PIM... at the time of his recall, led the Chops in points, assists and plus/minus, and ranked second in goals...recorded a season-high eight-game point streak from Nov. 26-Dec. 12, scoring 3-10=13 points with a +7 rating...**PLAYOFFS:** Made his Stanley Cup Playoffs debut, appearing in all 13 Anaheim contests...collected an assist in Game 5 of the CSF, May 10 @ DET... also won five-of-seven faceoffs (71%)...scoreless in a career-high 19:46 TOI in Game 2 of the CSF, May 3 @ DET...collected an assist in Game 5 of the CQF, Apr. 25 @ SJ...scored his first career playoff goal in Game 2 of the CQF, Apr. 19 @ SJ.

NHL HIGHLIGHTS

NHL Career Hat Tricks:

None

NHL Career Multiple-Point Games:

5 (0 multiple-goal, 4 multiple-assist)

NHL Career Highs:

Goals: 1, eight times (last: Apr. 10, 2009 vs. DAL)

Assists: 2, four times (last: Mar. 25, 2009 @ COL)

Points: 3, three times (last: Mar. 25, 2009 @ COL; 1-2=3)

PIM: 14, Apr. 5, 2009 vs. SJ

Shots: 5, Feb. 26, 2009 @ BOS

TOI: 17:45, Nov. 8, 2005 @ MTL

Plus/Minus: +3, Feb. 15, 2009 vs. ATL

Goal Streak: None

Assist Streak: Three games, Jan. 27- Feb. 2, 2009 (0-3=3)

Point Streak: Three games, two times (last: Mar. 22-25, 2009; 2-3=5)

Penalty Shots: None

First NHL Game:

In a 2-1 ANA win, Feb. 22, 2008 vs. STL

First NHL Point:

An assist in a 4-3 ANA loss, Dec. 23, 2008 @ CGY

First NHL Goal:

A goal (Biron) in a 5-4 ANA shootout loss, Jan. 2, 2009 vs. PHI

Milestones Achieved:

None

Milestones Within Reach:

49 appearances to 100 NHL games

EBBETT VS. NHL

Team	GP	G	A	Pts.	PIM
Anaheim	-	-	-	-	-
Atlanta	1	1	2	3	2
Boston	-	-	-	-	-
Buffalo	2	0	1	1	0
Calgary	4	0	3	3	0
Carolina	-	-	-	-	-
Chicago	2	0	1	1	2
Colorado	3	1	4	5	2
Columbus	2	0	1	1	0
Dallas	4	2	3	5	0
Detroit	2	0	1	1	0
Edmonton	2	0	0	0	0
Florida	-	-	-	-	-
Los Angeles	3	0	0	0	0
Minnesota	3	0	1	1	0
Montreal	-	-	-	-	-
Nashville	3	1	1	2	0
New Jersey	1	0	1	1	0
NY Islanders	1	0	0	0	0
NY Rangers	1	0	1	1	0
Ottawa	-	-	-	-	-
Philadelphia	1	1	0	1	0
Phoenix	5	1	2	3	4
Pittsburgh	1	0	0	0	0
San Jose	3	0	0	0	14
St. Louis	2	0	0	0	2
Tampa Bay	1	1	1	2	0
Toronto	-	-	-	-	-
Vancouver	3	0	1	1	0
Washington	-	-	-	-	-
NHL Totals	51	8	24	32	26




CAREER:

Signed a two-year contract extension through the 2009-10 season, June 11, 2008...**2007-08:** Made his NHL debut, appearing in three contests with Anaheim...was recalled from Portland (AHL) on Feb. 21, 2008...appeared in his first NHL game, Feb. 22 vs. STL...registered two shots on goal while logging 11:57 TOI with a +1 rating...reassigned to Portland on Feb. 26...led the Pirates in scoring, establishing career highs in assists and points...finished sixth in the AHL in assists and tied for 11th in overall scoring...helped Portland to an Eastern Conference Final appearance, recording 6-11=17 points in 18 Calder Cup Playoff contests...**2006-07:** Made his professional debut with Binghamton (AHL), leading the Senators in assists and finishing second on the club in points...**2005-06:** Completed his senior season at the University of Michigan (CCHA), establishing career highs in goals and points...served as the Wolverines captain...appeared in 41 games, scoring 14-28=42 points with 25 PIM...received Michigan's Outstanding Sportsmanship Award from the Big Ten Conference...was also named a finalist for the CCHA Best Defensive Forward...**2004-05:** Scored 6-31=37 points in 40 appearances...

helped lead the Wolverines to the CCHA title...**2003-04:** In his sophomore season with Michigan, finished second on the club in scoring, tallying 9-29=38 points with 56 PIM...finished the season tied for 10th in the CCHA in scoring...**2002-03:** Made his collegiate debut, recording 9-18=27 points...in 167 career CCHA games, earned 38-106=144 points with 131 PIM.


PERSONAL:

Holds a B.A. degree from the University of Michigan, graduating in 2006 before turning pro...enjoys playing golf in the offseason...spent three weeks in Italy in the summer 2007, visiting his girlfriend while she was studying abroad...loves the Sweet Pig Pizza at B.J.'s Pizza in Newport Beach...lists his favorite television show as "Lost"...admired former NHL-er Theoren Fleury and was a big fan of the Calgary Flames growing up...stocked the shelves of Coopers Grocery at Vernon, British Columbia for his first job...enjoys cooking sesame chicken and grilling steaks on the barbeque.



REGULAR SEASON PLAYOFFS

Season	Team	League	GP	G	A	Pts.	PIM	+/-	GP	G	A	Pts.	PIM
2002-03	U. of Michigan	CCHA	43	9	18	27	22	-	-	-	-	-	-
2003-04	U. of Michigan	CCHA	43	9	29	38	56	-	-	-	-	-	-
2004-05	U. of Michigan	CCHA	40	6	31	37	28	-	-	-	-	-	-
2005-06	U. of Michigan	CCHA	41	14	28	42	25	-	-	-	-	-	-
2006-07	Binghamton	AHL	71	26	39	65	44	+7	-	-	-	-	-
2007-08	ANAHEIM	NHL	3	0	0	0	2	+3	-	-	-	-	-
	Portland	AHL	74	18	54	72	66	-3	18	6	11	17	4
2008-09	ANAHEIM	NHL	48	8	24	32	24	+8	-	-	-	-	-
	Iowa	AHL	28	10	19	29	6	+9	13	1	2	3	8
NHL Totals			51	8	24	32	26	+11	13	1	2	3	8
AHL Totals			173	54	112	166	116	+13	18	6	11	17	4



STEVE EMINGER

Shoots	Right	Ht	6-1	Wt	202	Age	25; turns 26 on Oct. 31, 2009
Born	Oct. 31, 1983; Woodbridge, Ontario			Hometown	Woodbridge, Ontario		
Acquired	Signed as a free agent, Sept. 4, 2009						
Drafted	By Washington in the first round (12th overall) of the 2002 NHL Entry Draft						
2008-09 REAL TIME	TOI/GM		SHFT/GM		FO% (FW/FL)		
	21:36		28.7		0% (0/0)		

2008-09:

Split his eighth NHL season with Philadelphia, Tampa Bay and Florida...combined for 5-21=26 points with 50 PIM in 71 games with the three clubs...set career highs in assists, points and appearances, and matched a career best in goals... finished the season with the Panthers, scoring one goal (1-0=1) in nine games...was acquired from Tampa Bay in exchange for Noah Welch, Mar. 9... spent the majority of the season with the Lightning, leading team defensemen in scoring (4-19=23) and assists while ranking second in goals...posted four multiple-point games with Tampa Bay, including a pair of three-point contests on Dec. 26 @ FLA (1-2=3) and Nov. 18 vs. FLA (1-2=3)...appeared in 12 games with the Flyers prior to being obtained by the Lightning with Steve Downie and a fourth-round selection in the 2009 NHL Entry Draft in exchange for Matt Carle and a third-round selection in the 2009 NHL Entry Draft, Nov. 7.

CAREER:

Signed a two-year contract through the 2010-11 NHL season, Sept. 4, 2009...**2007-08:** Scored his

first career NHL playoff goal in Game 4 of the Eastern Conference Quarterfinals, Apr. 17 @ PHI...posted 0-2=2 points with 8 PIM in 20 games with Washington...appeared in his 200th career NHL game, Jan. 24 vs. TOR...missed the first 14 games of the season due to an ankle injury, Oct. 5-Nov. 5...**2006-07:** Set then career highs in assists (16) and appearances (68) with Washington...finished second among Capitals defensemen in scoring (1-16=17) and assists...**2005-06:** Set career highs for goals (5) and points (18) in a season with Washington... missed 16 games due to a lower body injury, Jan. 16-Mar. 4...scored his first career NHL goal, Oct. 10 vs. NYR...**2004-05:** Registered 3-17=20 points with 40 PIM in 62 games with Portland, Washington's AHL affiliate...**2003-04:** Split the season with Washington and Portland... recorded 0-4=4 points in 41 games with the Capitals and 0-4=4 points in 41 games with Portland...**2002-03:** Split the season between Washington and the Kitchener Rangers (OHL)... earned 0-2=2 points in 17 games for the Capitals... earned his first career NHL point (assist), Nov.

NHL HIGHLIGHTS

NHL Career Hat Tricks:

None

NHL Career Multiple-Point Games:

9 (0 multiple-goal, 6 multiple-assist)

NHL Career Highs:

Goals: 1, 11 times (last: Apr. 11, 2009 w/FLA vs. WSH)

Assists: 2, six times (last: Dec. 26, 2008 w/TB @ FLA)

Points: 3, two times (last: Dec. 26, 2008 w/TB @ FLA; 1-2=3)

PIM: 6, three times (last: Oct. 22, 2005 w/WSH vs. CAR)

TOI: 32:43, Oct. 16, 2005 w/WSH vs. TB

Shots: 4, three times (last: Feb. 10, 2009 w/TB vs. ATL)

Plus/Minus: +4, Dec. 27, 2008 w/TB vs. FLA

Goal Streak: None

Assist Streak: Three games, two times (last: Jan. 4-9, 2007; 0-4=4)

Point Streak: Three games, two times (last: Jan. 4-9, 2007; 0-4=4)

Penalty Shots: None

First NHL Game:

In a 5-4 WSH win, Oct. 11, 2002 vs. NSH

First NHL Point:

An assist in a 5-4 WSH loss, Nov. 26, 2002 @ TOR

First NHL Goal:

A goal (Weekes) in a 3-2 WSH win, Oct. 10, 2005 vs. NYR

Milestones Achieved:

200th NHL game, Jan. 24, 2008 w/WSH vs. TOR

Milestones Within Reach:

17 appearances to 300 NHL games

31 points to 100 NHL points

EMINGER VS. NHL

Team	GP	G	A	Pts.	PIM
Anaheim	4	0	0	0	4
Atlanta	24	1	5	6	23
Boston	12	0	3	3	15
Buffalo	15	2	4	6	19
Calgary	2	0	1	1	4
Carolina	22	0	3	3	40
Chicago	3	0	1	1	4
Colorado	6	0	2	2	4
Columbus	3	0	2	2	2
Dallas	6	0	0	0	2
Detroit	4	0	0	0	4
Edmonton	5	0	0	0	2
Florida	25	2	6	8	28
Los Angeles	3	0	1	1	8
Minnesota	5	0	0	0	6
Montreal	16	0	4	4	14
Nashville	3	0	0	0	2
New Jersey	11	0	1	1	4
NY Islanders	14	1	3	4	14
NY Rangers	11	2	2	4	2
Ottawa	11	1	3	4	6
Philadelphia	14	0	3	3	16
Phoenix	3	0	0	0	0
Pittsburgh	12	0	1	1	14
San Jose	3	0	0	0	2
St. Louis	2	0	1	1	2
Tampa Bay	21	1	6	7	16
Toronto	15	0	5	5	12
Vancouver	3	0	0	0	2
Washington	5	1	1	2	0
NHL Totals	283	11	58	69	271




26 @ TOR...made his NHL debut, Oct. 11 vs. NSH...registered 2-27=29 points with 40 PIM in 23 for Kitchener...recorded 3-8=11 points with 44 PIM in 21 playoff games with the Rangers... was named to the OHL Second All-Star team... was named to the Memorial Cup Tournament All-Star team as a member of Memorial Cup champion Rangers...**2001-02:** Was named to the OHL Second All-Star team after recording 19-39=58 points and 93 PIM in 64 games for Kitchener... was tied for third on the Rangers in points...

Miscellaneous: Played four seasons with the Kitchener Rangers from 1999-03, recording 29-106=135 points and 273 PIM in 191 games... won silver with the Canadian National Team at the 2003 World Junior Championships...won gold with the Canadian National Under-18 Team at the 2000 Four Nations Tournament.

PERSONAL:


Resides in Woodbridge, Ontario during the off-season...was recently engaged to fiancée, Lindsay... cites attending the annual Calgary Stampede as one of favorite activities this past summer... graduated from Eastwood Collegiate School in Kitchener, Ontario in 2002...enjoys playing golf during the off-season...admired Wendell Clark and Doug Gilmour of the Toronto Maple Leafs growing up...his first job was a hockey instructor in Toronto...loves watching episodes of "Family Guy" on television...lists his favorite athlete outside the sport of hockey as Tiger Woods.



REGULAR SEASON

PLAYOFFS

Season	Team	League	GP	G	A	Pts.	PIM	+/-	GP	G	A	Pts.	PIM
2002-03	Kitchener Rangers	OHL	23	2	27	29	40	-	21	3	8	11	44
	WASHINGTON	NHL	17	0	2	2	24	-3	-	-	-	-	-
2003-04	WASHINGTON	NHL	41	0	4	4	45	-11	-	-	-	-	-
	Portland Pirates	AHL	41	0	4	4	40	-	7	0	1	1	2
2004-05	Portland Pirates	AHL	62	3	17	20	40	-	-	-	-	-	-
2005-06	WASHINGTON	NHL	66	5	13	18	81	-12	-	-	-	-	-
2006-07	WASHINGTON	NHL	68	1	16	17	63	-14	-	-	-	-	-
2007-08	WASHINGTON	NHL	20	0	2	2	8	-4	5	1	0	1	2
2008-09	PHILADELPHIA	NHL	12	0	2	2	8	0	-	-	-	-	-
	TAMPA BAY	NHL	50	4	19	23	36	-4	-	-	-	-	-
	FLORIDA	NHL	9	1	0	1	6	1	-	-	-	-	-
NHL Totals			283	11	58	69	271	-47	5	1	0	1	2



RYAN GETZLAF

Shoots	Right	Ht	6-4	Wt	220	Age	24; turns 25 on May 10, 2010
Born	May 10, 1985; Regina, Saskatchewan			Hometown	Calgary, Alberta		
Drafted	By Anaheim in the first round (19th overall) of the 2003 NHL Entry Draft						
2008-09 REAL TIME	TOI/GM	SHFT/GM	FD% (FW/FL)				
	20:07	23.2	50.2% (566/562)				

2008-09:

Appeared in his fourth NHL campaign...among NHL leaders, ranked tied for third in assists, tied for sixth in scoring (25-66=91) and tied for fourth in PPA (28)...also led the club in assists and scoring...broke the Ducks' single-season assist record (previously Kariya, 62) on his third helper of the night as part of a four-assist game, Apr. 4 @ SJ...with two assists (0-2=2), set a single-season career high in assists (60), Apr. 2 @ VAN...established a personal best with his 83rd point of the season, Mar. 31 @ EDM...tied his career high in goals (25) with 2-1=3 points, Mar. 27 vs. EDM...also passed Andy McDonald for fourth on the club's all-time points list...became the third player in franchise history to reach the 90-point mark in one season (Selanne, Kariya) with an assist, Apr. 5 vs. SJ...was one of only two players in the NHL to record three separate point streaks of eight-games-or-more in 2008-09 (also PIT's Malkin)...collected 4-15=19 points with a +5 rating in 14 games in January, equaling his month of November (7-12=19, +9, 13 games) for the highest scoring month in Ducks history since Dec. 2006...was voted as a starter for the Western Conference in the 2009 All-Star Game...earned an assist in the mid-season classic, Jan. 25 @ MTL...compiled a season-best 10-game point streak from Jan. 2-20 (3-11=14)...his second goal on Dec. 7 vs. CBJ accounted for the Anaheim's 3,000th goal in franchise history...earned his 200th career point, Nov. 14 vs. NSH...recorded a career-high 11 shots, one shy of the club record, Nov. 9 vs. FLA...had a career-high eight-game assist streak (5-12=17), Oct. 25-Nov. 7...with Selanne and Perry, was named a co-recipient of the NHL's First Star award for the

week ending Nov. 2...led all league scorers with 2-8=10 points in four games, highlighted by a club record-tying five assists in a 5-4 overtime victory, Oct. 29 vs. DET...that night, established personal highs and tied franchise records in points and assists (0-5=5)...it marked the 11th five-point game in club history and the third five-assist game in club history...became the fourth player in club history to record a five-point game (Selanne, Kariya, Mironov with Corey Perry earning five points the following game)...also became just the third different Ducks player to have five assists (Selanne and Mironov)...by assisting on all five Ducks goals, became just the second NHL player in the last 11 seasons to record five assists in one game and assist on every goal scored by his team in that game...was scratched due to a tooth/gum infection, Oct. 21 @ TOR...was named an alternate captain, Oct. 7...

PLAYOFFS: Ranked third in the NHL in assists and sixth in scoring (4-14=18) despite playing in only two rounds...led all league forwards in avg. TOI (24:08)...tied for third in PPA (8)...established Ducks records in career postseason assists (31), most assists in a playoff season (14), most points in a playoff season (18) and most points in a playoff series (2-8=10) in the CSF vs. DET)...registered points in a franchise-high eight consecutive games from Apr. 21-May 7 (2-2=4), which tied for the second longest streak in the postseason...collected a playoff career-high 1-2=3 points and 38:59 TOI in Game 2 of the CSF, May 3 @ DET...in the CQF series vs. SJ, collected 2-6=8 points with a +5 rating.

NHL HIGHLIGHTS

NHL Career Hat Tricks:

None

NHL Career Multiple-Point Games:

45 (5 multiple-goal, 24 multiple-assist)

NHL Career Highs:

Goals: 2, nine times (last: Mar. 27, 2009 vs. EDM)

Assists: 5, Oct. 29, 2008 vs. DET

Points: 5, Oct. 29, 2008 vs. DET (0-5=5)

PIM: 14, Apr. 5, 2009 vs. SJ

TOI: 27:39, Oct. 3, 2007 @ DET

Shots: 11, Nov. 9, 2008 vs. FLA

Plus/Minus: +4, Apr. 5, 2008 @ LA

Goal Streak: Three games, three times

(last: Oct. 24-27, 2008; 3-2=5)

Assist Streak: Eight games, Oct. 25-Nov. 7, 2008 (5-12=17)

Point Streak: 15 games, Dec. 22, 2007-Jan. 23, 2008 (6-16=22)

Penalty Shots:

None

First NHL Game:

In a 5-3 ANA win, Oct. 5, 2005 @ CHI

First NHL Point:

An assist in a 4-3 ANA win, Oct. 14, 2005 vs. CBJ

First NHL Goal:

A goal (Legace) in a 3-2 ANA loss, Oct. 21, 2005 vs. DET

Milestones Achieved:

200th NHL game, Feb. 17, 2008 vs. CGY

100th NHL assist, Feb. 12, 2008 @ COL

200th NHL point, Nov. 14, 2008 vs. NSH

Milestones Within Reach:

3 appearances to 300 NHL games

12 goals to 100 NHL goals

18 assists to 200 NHL assists

30 points to 300 NHL points

GETZLAF VS. NHL

Team	GP	G	A	Pts.	PIM
Anaheim	0	0	0	0	0
Atlanta	2	0	1	1	0
Boston	3	2	1	3	0
Buffalo	3	0	1	1	6
Calgary	15	4	11	15	8
Carolina	3	1	2	3	0
Chicago	15	3	10	13	17
Colorado	16	4	9	13	11
Columbus	15	7	10	17	30
Dallas	28	3	16	19	41
Detroit	15	7	13	20	12
Edmonton	15	8	8	16	18
Florida	3	1	0	1	2
Los Angeles	27	12	12	24	16
Minnesota	15	3	10	13	9
Montreal	3	1	2	3	4
Nashville	14	5	13	18	10
New Jersey	3	0	1	1	4
NY Islanders	3	0	0	0	2
NY Rangers	4	1	2	3	8
Ottawa	3	1	2	3	2
Philadelphia	3	1	1	2	0
Phoenix	25	7	20	27	21
Pittsburgh	3	2	2	4	4
San Jose	27	5	15	20	36
St. Louis	13	3	8	11	6
Tampa Bay	2	0	1	1	5
Toronto	1	0	2	2	0
Vancouver	16	6	7	13	25
Washington	3	1	2	3	6
NHL Totals	297	88	182	270	303




CAREER:

Signed a five-year contract extension running through the 2012-13 NHL season, Nov. 20, 2007...**2007-08:** Appeared in all six CQF games vs. DAL, co-leading the team in assists and points (2-3=5)...led the Ducks in points (24-58=82), assists and plus/minus during the regular season...finished the season with a +32 rating, the second-highest in club history (Kariya, +36, 1996-97)...became the fourth player age 22-or-younger in the NHL to finish a season with a rating of +25-or-better since the 1998-99 season...ranked third among scorers age 22-and-under, finishing behind only WSH's Ovechkin (112) and PIT's Malkin (106)...among league leaders, ranked fourth in plus/minus, tied for seventh in assists, second in PPA (32) and tied for eighth in PPP (36)...had a career-high 15-game point streak (6-16=22, +13 rating) from Dec. 22-Jan. 23, tied for the fourth-longest in the NHL in 2007-08...the streak tied for the second-longest in franchise history...scored a goal in his first All-Star Game, Jan. 27 @ ATL)... in the month of January, was tied for second in the NHL in assists (13) and tied for fourth in points (18)...recorded a career-high +4 rating, Apr. 5 @ LA... missed three contests with a shoulder injury, Mar. 22-28... recorded his 52nd assist on Mar. 12 vs. VAN, breaking the franchise record for assists by a center in a single season... scored 1-1=2 points in his 200th career game, Feb. 17 vs. CGY...earned his 100th career assist, Feb. 12 @ COL...missed two games due to a forearm strain, Oct. 25-28...earned his 100th career NHL point, Oct. 6 @ PIT...played a career-high 27:39, Oct. 3 @ DET...**2006-07:** Led the 2007 Stanley Cup champion Ducks in postseason scoring (7-10=17), setting a franchise record for most points in a single playoff season...among playoff leaders, ranked tied for second in GWG (3) and SHG (1), fifth in scoring, tied for sixth in assists and tied for fifth in PPP...was also tied for second on the team in goal scoring...scored his first career playoff SHG in Game 2 of the CQF, Apr. 13 vs. MIN...was one of eight Ducks to play in every regular season game...was fifth on the team in goals (25) and tied for second in

PPG (11)...notched two goals in the NHL YoungStars Game, Jan. 24 @ DAL...**2005-06:** In his first NHL season, ranked among rookie leaders in postseason goals (tied for second with three), PPG (tied for second with two) and PPP (second with two)... scored his first career playoff goal in Game 4 of the CQF, Apr. 27 vs. CGY...finished the regular season tied for ninth in the NHL among rookies in PPG (10)...set a then club rookie record for PPG in a season with 10...with 0-4=4 points, set a rookie club record for assists and tied the rookie record for points, Mar. 24 vs. NSH...was named to the Canadian Team of the 2006 Rbk All-Star Classic...scored his first career NHL goal, Oct. 21 @ DET...scored his first NHL point (assist), Oct. 14 vs. CBJ...made his NHL debut, Oct. 5 @ CHI...**Miscellaneous:** Helped lead Team Canada to a gold medal at the 2005 World Junior Championships, finishing second in scoring (3-9=12)... appeared in the 2008 IIHF World Championships in Quebec, earning the silver medal with Canada...also won silver at the 2004 World Junior Championships, scoring 3-3=6 points in six games...played for Team Canada at the 2003 Under-18 World Championships, collecting 2-2=4 points in seven games.

PERSONAL:

Spends time in Kelowna, British Columbia; Calgary, Alberta; and Regina, Saskatchewan during the offseason...owns a suite at the Calgary Hitmen's arena (his junior team) to promote a local community program called Getzlaf's Gang...brother Chris is a wide receiver for the Saskatchewan Roughriders in the Canadian Football League...loves doing anything athletic, including golfing, wake-boarding, beach volleyball, baseball and football, and riding Sea-Doos in the summer... lists The Cannery as his favorite restaurant in the OC area...enjoys cooking, with most of his meals centered around chicken.



REGULAR SEASON PLAYOFFS

Season	Team	League	GP	G	A	Pts.	PIM	+/-	GP	G	A	Pts.	PIM
2001-02	Calgary	WHL	63	9	9	18	34	-	7	2	1	3	4
2002-03	Calgary	WHL	70	29	39	68	121	-	5	1	1	2	6
2003-04	Calgary	WHL	49	28	47	75	97	-	7	5	1	6	12
2004-05	Calgary	WHL	51	29	25	54	102	-	12	4	13	17	18
	Portland	AHL	-	-	-	-	-	-	10	1	4	5	4
2005-06	Portland	AHL	17	8	25	33	36	-	1	0	0	0	4
	ANAHEIM	NHL	57	14	25	39	22	+6	16	3	4	7	13
2006-07	ANAHEIM	NHL	82	25	33	58	66	+17	21	7	10	17	32
2007-08	ANAHEIM	NHL	77	24	58	82	94	+32	6	2	3	5	6
2008-09	ANAHEIM	NHL	81	25	66	91	121	+5	13	4	14	18	25
NHL Totals			297	88	182	270	303	+60	56	16	31	47	76



JEAN-SEBASTIEN GIGUERE

Catches	Left	Ht	6-1	Wt	202	Age	32; turns 33 on May 16, 2010
Born	May 16, 1977; Montreal, Quebec				Hometown	Montreal, Quebec	
Acquired	From Calgary in exchange for a second-round selection in the 2000 NHL Entry Draft, June 10, 2000						
Drafted	By Hartford in the first round (13th overall) of the 1995 NHL Entry Draft						

2008-09:

Appeared in his 12th NHL season, ninth with Anaheim... was voted by the fans to appear in his first All-Star Game for the Western Conference in his hometown of Montreal on Jan. 25...stopped seven-of-11 shots in the first period as the starting goaltender...finished the regular season just 14 games shy of tying the club record for games played by a goaltender (Hebert, 441)...won 19-or-more games for the sixth time in his career...allowed two-goals-or-less in 18 of his starts...won his 200th game as a Duck, stopping 30-of-33 shots in a 3-2 win, Feb. 28 @ DAL...recorded his 200th career NHL win, Dec. 7 vs. CBJ...stopped 37-of-38 shots in his 400th game as a Duck before being relieved (cramps) by Jonas Hiller, Dec. 1 @ DET...strung together a six-game win streak from Oct. 21-Nov. 4, tying a career high (also Jan. 23-Feb. 6, 2002)...recorded his second shutout of the season and the 31st of his career, stopping all 35 shots he faced in an OT win on Nov. 4 @ LA...made 47 saves (51 shots) in a 6-4 Ducks win, Oct. 25 @ MTL...the 47 saves were the most since a career-high 51 stops on Mar. 21, 2004 vs. DET...won all four games on a four-game road trip from Oct. 21-27, marking just the second time in franchise history that the Ducks swept a road trip of four games-or-more and only the third time an NHL road team had swept the three Eastern Canadian teams in

consecutive games since 1992-93...stopped all 38 shots for his 30th career shutout, Oct. 17 vs. SJ...**PLAYOFFS:** Appeared in one playoff game in relief of Jonas Hiller, turning away all six shots in Game 4 of the CSF on May 7 vs. DET.

CAREER:

Signed a four-year contract, June 21, 2007...holds club season records for wins (36 in 2006-07), shutouts (8) and GAA (2.13 in 2001-02), and all-time team records in wins (202) and shutouts (31)...played for the gold medal-winning Canadian team at the 2004 World Championships in the Czech Republic, posting a 0.50 GAA and .975 SV% in two games...was named to Team Canada for the 2002 World Championships in Sweden, appearing in seven games with a 1.89 GAA and .921 SV%...dressed but did not appear in three games with Team Canada at the 2001 World Championships, his first appearance in the tournament...**2007-08:** Appeared in his 11th NHL season, eighth with Anaheim...started all six CQF games vs. DAL, posting a 2-4 record with a 3.18 GAA and .898 SV%...stopped a playoff-high 40-of-42 shots in a 5-2 victory in Game 5 of the CQF on Apr. 18 vs. DAL, marking his 33rd career postseason victory...turned away 31-of-33 shots to help lead the Ducks to a 4-2 victory in Game 3 of the CQF, Apr. 15 @ DAL...during the

NHL HIGHLIGHTS

NHL Career Highs:

- Saves:** 51, Mar. 21, 2004 vs. DET
- Shots Faced:** 57, Mar. 21, 2004 vs. DET (51-57)
- Goals Against:** 6, four times
- Winning Streak:** 6 games, Jan. 23-Feb. 6, 2002
- Unbeaten Streak:** 7 games (6-0-1), Mar. 9-Apr. 1, 2003
- Losing Streak:** 6 games, Nov. 9-Dec. 6, 2002
- Winless Streak:** 7 games, Aug. 11-29, 2002
- Shutout Sequence:** 237:07, Dec. 6-18, 2002 (spanning 5 games)
- Consecutive Games Played:** 23 games, Feb. 11-Apr. 4, 2001
- Consecutive Starts:** 23 games, Feb. 11-Apr. 4, 2001
- Penalty Shots:** Stopped 3-of-7

First NHL Game:

In a 3-2 HFD loss, Dec. 12, 1996 @ PHI

First NHL Win:

In a 3-2 HFD win, Dec. 28, 1996 vs. OTT

First NHL Tie:

In a 3-3 CGY tie, Dec. 17, 1998 @ PHI

First NHL Shutout:

In a 1-0 ANA win, Feb. 21, 2001 vs. SJ (stopped 24 shots)

Milestones Achieved:

- 400th NHL game, Feb. 17, 2008 vs. CGY
- 400th game as a Duck, Dec. 1, 2008 @ DET
- 200th NHL win, Dec. 7, 2008 vs. CBJ
- 200th win as a Duck, Feb. 28, 2009 @ DAL
- 30th NHL shutout, Oct. 17, 2008 vs. SJ

Milestones Within Reach:

43 appearances to 500 NHL games

GIGUERE VS. NHL

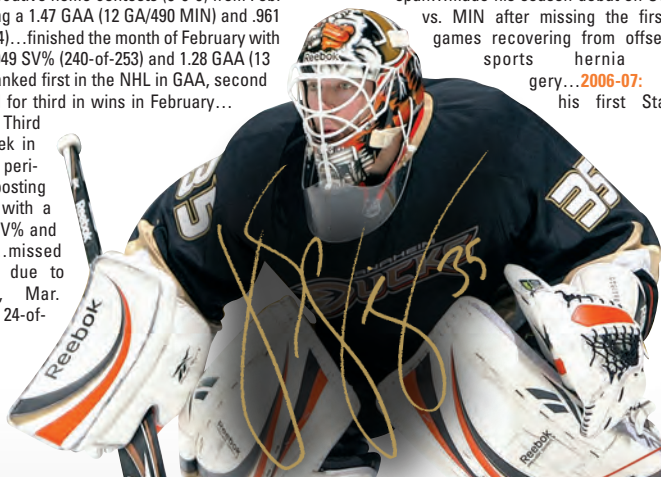
Team	GP	MIN	W-L-T	SO	GA	GAA
Anaheim	1	60	1-0-0	0	1	1.00
Atlanta	7	371	4-3-0	0	16	2.59
Boston	4	153	1-2-0	0	11	4.31
Buffalo	5	287	2-1-1	0	13	2.72
Calgary	27	1589	15-9-2	0	59	2.23
Carolina	6	332	1-3-1	0	16	2.89
Chicago	22	1278	13-5-3	0	49	2.30
Colorado	23	1329	8-10-3	1	48	2.17
Columbus	23	1359	15-6-2	2	44	1.94
Dallas	36	1992	13-19-4	0	96	2.89
Detroit	21	1169	5-13-1	0	52	2.67
Edmonton	21	1170	5-12-3	1	59	3.03
Florida	9	541	4-4-1	1	25	2.77
Los Angeles	36	2083	17-11-7	2	97	2.79
Minnesota	22	1258	9-9-3	3	47	2.24
Montreal	7	422	4-2-1	0	20	2.84
Nashville	24	1467	15-7-2	3	47	1.92
New Jersey	5	308	3-1-1	0	13	2.53
NY Islanders	6	268	1-1-2	1	12	2.69
NY Rangers	6	352	1-3-1	0	20	3.41
Ottawa	6	364	4-2-0	0	13	2.14
Philadelphia	6	325	2-2-2	0	22	4.06
Phoenix	31	1757	16-8-6	2	66	2.25
Pittsburgh	5	298	3-2-0	1	9	1.81
San Jose	31	1803	15-13-2	5	81	2.70
St. Louis	24	1438	14-6-3	3	54	2.25
Tampa Bay	5	293	4-1-0	1	9	1.84
Toronto	7	383	3-3-0	1	13	2.04
Vancouver	25	1327	9-9-3	1	62	2.80
Washington	6	354	3-2-1	2	10	1.69
NHL Totals	457	26122	210-169-56	31	1084	2.49



GOALTENDER 35

regular season, established career bests and set club records in GAA (2.12) and SV% (.9224)...finished one win shy of tying his career and club-best 36 wins in a season (2006-07)...became the franchise leader in wins, earning his 174th victory on Feb. 17 vs. CGY, passing Guy Hebert's previous record of 173...became the franchise leader in shutouts, earning the 28th of his career on Feb. 1 @ STL (previously Hebert, 27)...among NHL leaders, finished second in GAA, third in SV% and tied for seventh in wins...was one of only three goaltenders in the NHL to rank among the top 10 in wins, GAA and SV% in 2007-08 (also NJ's Brodeur and MIN's Backstrom)...won 14 of his last 18 contests (14-2-2)...that span included five straight victories from Feb. 17-Mar. 3, which tied his season best (also Jan. 7-17)...won eight consecutive home contests (8-0-0) from Feb. 17-Mar. 3, posting a 1.47 GAA (12 GA/490 MIN) and .961 SV% (293-for-304)...finished the month of February with an 8-1-1 mark, .949 SV% (240-of-253) and 1.28 GAA (13 GA/608 MIN)...ranked first in the NHL in GAA, second in SV% and tied for third in wins in February... was named the Third Star of the Week in the NHL for the period of Feb. 4-10, posting a 3-0-0 record with a 1.01 GAA, .966 SV% and one shutout...missed three contests due to back spasms, Mar. 21-26...stopped 24-of-

25 shots for his fifth consecutive win (30th win overall) on Mar. 3 vs. OTT, tying his season best...stopped 23-of-25 shots to become the all-time franchise leader in wins (174), Feb. 17 vs. CGY...also appeared in his 400th NHL contest...earned back-to-back shutouts, stopping all 45 shots faced, Feb. 1 @ STL and Feb. 5 @ NYI...previously had consecutive shutouts when he recorded three straight, Dec. 8-15, 2002...registered his 28th career shutout, a franchise record, Feb. 1 @ STL (20 saves)...won five consecutive starts to establish a season high, Jan. 7-17...recorded his 27th career shutout on Jan. 9 vs. TOR, tying the club record...posted his first shutout of the year and 26th of his career, Dec. 18 @ SJ...won four straight games that went to shootouts, Nov. 1-17...stopped all 10 shootout attempts during that span...made his season debut on Oct. 14 vs. MIN after missing the first six games recovering from offseason sports hernia surgery...**2006-07:** Won his first Stanley



REGULAR SEASON

PLAYOFFS

Season	Team	League	GP	MIN	GA	SO	GAA	SV%	W-L-T	GP	MIN	GA	SO	GAA	SV%	W-L
1993-94	Verdun	QMJHL	25	1234	66	1	3.21	-	13-5-2	-	-	-	-	-	-	-
1994-95	Halifax	QMJHL	47	2755	181	2	3.94	-	14-27-5	7	417	17	1	2.45	-	3-4
1995-96	Halifax	QMJHL	55	3230	185	1	3.44	-	26-23-2	6	354	24	0	4.07	-	1-5
1996-97	HARTFORD	NHL	8	394	24	0	3.65	.881	1-4-0	-	-	-	-	-	-	-
	Halifax	QMJHL	50	3014	170	2	3.38	-	28-19-3	16	954	58	0	3.65	-	9-7
1997-98	Saint John	AHL	31	1758	72	2	2.46	-	16-10-3	10	536	27	0	3.02	-	5-3
1998-99	Saint John	AHL	39	2145	123	3	3.44	-	18-16-3	7	304	21	0	4.14	-	3-2
	CALGARY	NHL	15	860	46	0	3.21	.897	6-7-1	-	-	-	-	-	-	-
1999-00	Saint John	AHL	41	2243	114	0	3.05	-	17-17-3	3	178	9	0	3.03	-	0-3
	CALGARY	NHL	7	330	15	0	2.73	.914	1-3-1	-	-	-	-	-	-	-
2000-01	Cincinnati	AHL	23	1306	53	0	2.43	-	12-7-2	-	-	-	-	-	-	-
	ANAHEIM	NHL	34	2031	87	4	2.57	.911	11-17-5	-	-	-	-	-	-	-
2001-02	ANAHEIM	NHL	53	3127	111	4	2.13	.920	20-25-6	-	-	-	-	-	-	-
2002-03	ANAHEIM	NHL	65	3775	145	8	2.30	.920	34-22-6	21	1407	38	5	1.62	.945	15-6
2003-04	ANAHEIM	NHL	55	3210	140	3	2.62	.914	17-31-6	-	-	-	-	-	-	-
2004-05	Hamburg	Germany	6	301	12	0	2.39	-	-	2	100	7	0	4.20	-	-
2005-06	ANAHEIM	NHL	60	3381	150	2	2.66	.911	30-15-11	6	318	18	0	3.40	.864	3-3
2006-07	ANAHEIM	NHL	56	3245	122	4	2.26	.918	36-10-8	18	1067	35	1	1.97	.922	13-4
2007-08	ANAHEIM	NHL	58	3310	117	4	2.12	.922	35-17-6	6	358	19	0	3.18	.898	2-4
2008-09	ANAHEIM	NHL	46	2458	127	2	3.10	.900	19-18-6	1	17	0	0	0.00	1.000	0-0
NHL Totals			457	26123	1084	31	2.49	.914	210-169-56	52	3167	110	6	2.08	.925	33-17
Anaheim Totals			427	24539	999	31	2.44	.915	202-155-54	52	3167	110	6	2.08	.925	33-17

JEAN-SEBASTIEN GIGUERE

Cup with the Ducks in 2007...among playoff leaders, finished first in wins, fourth in GAA and tied for fifth in SV%...allowed two goals-or-less in 12 of his 17 post-season starts...posted a 1.36 GAA and .948 SV% with two OT wins in the five-game CSF vs. VAN...stopped all 16 shots he faced for his sixth career postseason shutout in Game 2 of the SCF, May 30 vs. OTT...recorded his 12th career OT win in Game 5 of the WCF, May 20 @ DET...stopped 46-of-48 shots in his ninth OT appearance in postseason history, snapping his OT shutout streak at 197:52 (the longest OT playoff minute shutout streak in NHL history) in Game 2 of the CSF, Apr. 27 vs. VAN...made his 2007 postseason debut in Game 5 of the CQF on Apr. 19 vs. MIN after sitting out the first four games of the CQF due to family reasons...set a career high and franchise record with 36 wins during the regular season...among league leaders, ranked 10th in wins, fifth in GAA and tied for seventh in SV%...his 10 regulation losses were the fewest of any goaltender to play in 50+ games, earning the Ducks points in 44 of his 54 decisions...in 28 home starts, had a 21-2-5 record with a 2.17 GAA and .917 SV%, giving the Ducks points in 26 of those games...stopped 23-of-25 shots, setting career and franchise highs for wins in a season with 35, Mar. 29 @ CBJ...missed 12 games with a groin strain, Dec. 29-Jan. 19...stopped all 21 shots he faced, earning his 25th career shutout on Dec. 6 vs. NSH...was named an NHL Star of the Week (No. 2 Star) for the period ending Oct. 22 after posting a 3-0-0 record, 1.30 GAA and .952 SV%...stopped 20-of-24 shots in regulation in his 300th NHL game, Oct. 11 vs. STL (four-for-six in shootout)...**2005-06:** During the playoffs, stopped 25-of-27 shots, extending his NHL record OT scoreless minutes streak to 170:03 in Game 4 of the CQF on Apr. 27 vs. CGY...missed one game with a groin strain, Game 1 of the CQF on Apr. 21 @ CGY...posted 30 wins

for the second time in his career...over his last 33 regular season games, had a record of 19-9-4 (one no decision), 2.56 GAA, .913 SV% and two shutouts...finished tied for eighth in the NHL in SV%...earned his 21st career shutout, stopping all 35 shots he faced, Feb. 4 @ SJ...**2004-05:** Played six regular season games and two playoff games with Hamburg in the German League...**2003-04:** Tied a regular season franchise record and set a regular season career high, making 51 saves while facing a club-record 57 shots on goal, Mar. 21 vs. DET...played his 200th game as a Duck, Mar. 8 vs. MTL...played in his 200th career NHL game, Dec. 3 @ DET...**2002-03:** Won the Conn Smythe Trophy as the NHL's playoff MVP...finished the postseason with the best GAA (1.62) and SV% (.945) in the league...set the longest playoff OT shutout streak in NHL history, playing 168:27 career OT minutes without giving up a goal...had a playoff shutout streak of 217:54, including three straight shutouts from May 12-16, marking the then fifth longest playoff streak in NHL history...was the first goaltender to post shutouts in the first three games of a series (vs. MIN in the WCF) since TOR's Frank McCool in the 1945 Stanley Cup Final against DET...earned his first playoff point with an assist on Sandis Ozolinsh's second-period goal in Game 3 of the SCF, May 31 vs. NJ...in the regular season, ranked tied for fifth among NHL leaders in wins and tied for second in shutouts, setting franchise records in both categories...had a career-high seven-game unbeaten streak (6-0-1) from Mar. 4-Apr. 1...stopped 22-of-24 shots, earning an OT win on Mar. 22 @ SJ (marked his 32nd victory of the season, a franchise record)...earned his seventh shutout of the season (breaking the club record for a single season), Feb. 19 vs. CBJ...missed two games with a sore neck, Jan. 3-5...recorded three consecutive shutouts on Dec. 8 vs. NSH (20 saves),





Dec. 11 vs. WSH (26 saves) and Dec. 15 vs. PIT (19 saves)...became the 15th goaltender in modern day NHL history (1943-44) to record three consecutive shutouts, the eighth since the 1975-76 season...had a scoreless minutes streak of 237:07 from Dec. 8-18, a franchise record and career best...at the time, it marked the third longest scoreless minutes streak by an individual goaltender in the modern era (beginning with 1943-44 season) and the longest in the NHL since 1950...**2001-02:** Set a club record for lowest GAA in one season with a 2.13 mark...ranked fifth in the NHL in GAA and tied for fifth in SV% (.920)...had a career-high six-game win streak, Jan. 23-Feb. 6...over the six games, posted a .937 SV% (133-of-142) and 1.48 GAA (9 GA/364 MIN)...stopped 25-of-26 shots, earning the win on Jan. 30 vs. CBJ (his 100th NHL game)...posted the best GAA and SV% among NHL goaltenders in the month of December (11 games; 1.43 GAA; 946 SV%)...was named a runner-up to the NHL's Player of the Month Award (Steve Sullivan of Chicago)...missed the first five games of the season with a groin strain, Oct. 4-12...**2000-01:** Ranked seventh in the NHL in SV% (.919) and eighth in GAA (2.41) after the All-Star break...tied a club record with his 23rd consecutive start on Apr. 4 @ COL (streak began Feb. 11 vs. CAR)...earned his third career assist on Mar. 24 @ LA...posted a then career-best five-game winning streak from Mar. 4-13, recording a 0.59 GAA, .980 SV% and three shutouts during that stretch...posted his first career shutout, stopping all 24 shots in a 1-0 victory on Feb. 21 vs. SJ...was recalled from Cincinnati on Jan. 7...appeared in his first game as a Duck, stopping 15-of-18 shots on Nov. 25 @ EDM...was named to the Canadian AHL All-Star Team in December...**1999-00:** Appeared in seven games with Calgary and 41 with Saint John (AHL)...with Calgary, stopped 32-of-33 shots in a 3-1 win, Dec. 29 vs. ANA...**1998-99:** Appeared in 15 games with Calgary, recording his first win as a Flame while also

earning his first career NHL assist in a 3-1 victory on Nov. 8, 1998 vs. COL (39 saves)...**1997-98:** Played in 31 games with Saint John, finishing third in the AHL in GAA (2.46)...captured the Holmes Trophy with teammate Tyler Moss as the AHL club with the league's lowest GAA (2.96)...was acquired by Calgary from Hartford with Andrew Cassels in exchange for Gary Roberts and Trevor Kidd, Aug. 27, 1997...**1996-97:** Played in his first eight NHL games with Hartford...recorded his first NHL win on Dec. 28 vs. OTT, a 3-2 win (30 saves) in his second career start...made his NHL debut on Dec. 12 @ PHI, a 3-2 loss (27 saves)...**1995-96:** Was a Second-Team All-Star with Halifax (QMJHL)...**1995-96:** Named Team MVP for Halifax, going 26-23-2 with a 3.44 GAA and one shutout during the regular season...**1994-95:** Went 14-27-5 with a 3.94 GAA and two shutouts in 47 games with Halifax...led all QMJHL goaltenders with a 2.45 GAA in the postseason...**Miscellaneous:** Appeared in 177 career QMJHL games, earning a record of 81-74-12.

PERSONAL:

Resides in Newport Beach with wife Kristen and sons Maxime and Luka...the family has a yellow lab named Henri...the entire Giguere family (four brothers and sisters) live within a two-minute drive of each other in Blainville, a suburb of Montreal...his favorite television shows are "CSI: Miami," "The Sopranos" and "Deadwood"...worked his first job as a security guard for various events throughout the Montreal area...would like to live in Montreal and open a business when his playing days are over...has appeared three times on NBC's "The Tonight Show" with Jay Leno: twice following Anaheim's Stanley Cup run in 2003, marking the only NHL player since Wayne Gretzky to appear twice as a seated guest on the show, and once with Brad May and Chris Pronger the night following the Ducks' 2007 Stanley Cup championship.



JONAS HILLER

Catches	Right	Ht	6-2	Wt	190	Age	27; turns 28 on Feb. 12, 2010	
Born	Feb. 12, 1982; Felben Wellhausen, Switzerland				Hometown	Felben Wellhausen, Switzerland		
Acquired	Signed as a free agent, May 25, 2007							
Drafted	Not drafted							

2008-09:

Appeared in his second NHL season...ranked tied for seventh among NHL goaltenders in GAA (2.39) and tied for sixth in SV% (.919)...over his last 12 games, went 8-2-0 with a 2.44 GAA and .919 SV%...in his final 32 games dating back to Dec. 19 @ EDM, posted a 17-10-0 record with a 2.51 GAA and .913 SV%...stopped 42-of-45 shots to help the Ducks clinch their fourth consecutive playoff berth with a 4-3 shootout victory, Apr. 10 vs. DAL...the victory marked his fifth consecutive shootout win of 2008-09...won seven consecutive decisions from Mar. 19-Apr. 4 to tie Guy Hebert (Feb. 25-Mar. 22, 1995) for the longest winning streak in franchise history...the win streak spanned an eight-game stretch, in which he posted a 2.19 GAA and .923 SV%...tied the club record with his seventh consecutive win by stopping 28-of-30 shots in a 5-2 victory, Apr. 4 @ SJ...turned away all 30 shots en route to a 3-0 win and his fourth career shutout, Jan. 17 @ MIN...registered his third career shutout (29 SA) in a 2-0 win, Jan. 4 vs. PHX...stopped a career-high 51-of-53 shots and all three shootout attempts in a 3-2 win, Dec. 19 @ EDM...his 51 saves tied a franchise high (third time, last: Giguere, Mar. 22, 2004 vs. DET, 51-of-57)...went seven consecutive decisions without a regulation loss from Oct. 24-Nov. 30, posting a 6-0-1 record with a 1.79

GAA and a .941 SV%...was named the NHL's second star of the week for Nov. 24-30...went 2-0-0 with a 0.50 GAA and .984 SV% during the week...recorded his second career shutout with 26 saves, Nov. 28 vs. CHI...earned his first career NHL shutout with a 2-0 win (29 SA), Nov. 16 vs. LA...**PLAYOFFS:** In his NHL postseason debut, led the league in SV% (.946), ranked third in GAA (2.23) and tied for first in shutouts (2)...stopped 45-of-46 shots for his sixth career postseason win in Game 3 of the CSF, May 5 vs. DET...had his shutout streak snapped at 90:16...stopped a career-high 59-of-62 shots in the Ducks' triple-OT victory in Game 2 of the CSF, May 3 @ DET...his 59 saves were the most by a Ducks netminder since Apr. 10, 2003 in Game 1 of the CQF @ DET (Giguere, 63 SV)...in the CQF vs. SJ, stopped 220-of-230 shots in six games (.957 SV%), earning a 1.64 GAA including his first two postseason shutouts...stopped all 31 shots he faced for his second career postseason shutout in Game 4 of the CQF, Apr. 23 vs. SJ...made his Stanley Cup Playoffs debut in Game 1 of the CQF, Apr. 16 @ SJ...earned a 2-0 shutout victory, stopping all 35 shots...became the first goaltender to record a shutout in his playoff debut since BOS's Andrew Raycroft in 2004 (Game 1, CQF vs. MTL, Apr. 7).

NHL HIGHLIGHTS

NHL Career Highs:

- Saves:** 51, Dec. 19, 2008 @ EDM
- Shots Faced:** 53, Dec. 19, 2008 @ EDM (51-53)
- Goals Against:** 5, two times (last: Apr. 2, 2009 @ VAN)
- Winning Streak:** Seven games, Mar. 19-Apr. 4, 2009
- Unbeaten Streak:** Seven games (7-0-0), Mar. 19-Apr. 4, 2009
- Losing Streak:** Four games, Dec. 1-16, 2008
- Winless Streak:** Six games, Oct. 6-Dec. 14, 2007
- Shutout Sequence:** 101:30, Nov. 22-30, 2008 (spanning three games)
- Consecutive Games Played:** 9, Mar. 25-Apr. 11, 2009
- Consecutive Starts:** 7, Mar. 29-Apr. 11, 2009
- Penalty Shots:** Stopped 1-of-1, Nov. 27, 2007 @ VAN (H. Sedin)

First NHL Game:

In a 4-1 ANA win, Sept. 30, 2007 vs. LA (London, England)

First NHL Win:

In a 4-1 ANA win, Sept. 30, 2007 vs. LA (London, England)

First NHL Shutout:

In a 2-0 ANA win, Nov. 16, 2008 @ LA

HILLER VS. NHL

Team	GP	MIN	W-L-T	SO	GA	GAA
Anaheim	-	-	-	-	-	-
Atlanta	1	31	0-0-0	0	2	3.87
Boston	1	36	0-0-0	0	3	5.00
Buffalo	1	60	1-0-0	0	2	2.00
Calgary	-	-	-	-	-	-
Carolina	1	60	1-0-0	0	1	1.00
Chicago	5	297	3-2-0	1	10	2.02
Colorado	5	302	4-1-0	0	8	1.59
Columbus	-	-	-	-	-	-
Dallas	3	164	2-0-0	0	5	1.83
Detroit	1	19	0-1-0	0	1	3.16
Edmonton	5	238	2-1-0	0	9	2.27
Florida	-	-	-	-	-	-
Los Angeles	7	370	4-2-0	1	9	1.46
Minnesota	6	308	2-2-0	1	11	2.14
Montreal	-	-	-	-	-	-
Nashville	1	60	0-1-0	0	4	4.00
New Jersey	1	60	1-0-0	0	1	1.00
NY Islanders	1	44	0-0-0	0	0	0.00
NY Rangers	2	118	0-2-0	0	5	2.54
Ottawa	1	60	1-0-0	0	3	3.00
Philadelphia	1	60	0-1-0	0	3	3.00
Phoenix	8	474	6-0-1	1	17	2.15
Pittsburgh	1	59	0-1-0	0	5	5.08
San Jose	6	351	1-5-0	0	13	2.22
St. Louis	2	120	2-0-0	0	5	2.50
Tampa Bay	1	59	0-1-0	0	4	4.07
Toronto	-	-	-	-	-	-
Vancouver	7	347	3-2-1	0	17	2.94
Washington	1	7	0-0-0	0	3	25.71
NHL Totals	69	3709	33-22-2	4	2.28	.921



GOALTENDER


CAREER:

Signed a two-year contract extension running through the 2009-10 NHL season, June 11, 2008...**2007-08:** Made his NHL debut with Anaheim, going 10-7-1 with a 2.06 GAA and .927 SV%...owned the second-best GAA (1.55) and SV% (.952) in the NHL after Mar. 1, posting a 4-3-0 record...won five straight at Honda Center from Dec. 19-Mar. 26, recorded a 1.40 GAA and .945 SV%...stopped a then career-high 41-of-43 shots, Mar. 21 @ SJ...record his first career NHL point (assist) in a 4-1 win, Mar. 12 vs. VAN...stopped 11-of-12 shots for his first career OT win, Dec. 19 vs. COL...recalled from Portland on Nov. 16...originally assigned to the Pirates on Oct. 23...earned a 4-1 win in his NHL debut, Sept. 30 vs. LA in London, England...stopped 22-of-23 shots en route to being named the third star of the game...became just the fourth Swiss goalie to play in an NHL game, joining David Aebischer (COL), Martin Gerber (ANA) and Pauli Jaks (LA)...with Portland: earned a 3-2-1 record with a 2.11 GAA and .929 SV%... following the 2008 NHL Playoffs, joined Switzerland for the 2008 IIHF World Championship in Halifax and Quebec City...appeared in three games, going 1-2-0 with a 2.79 GAA and .915 SV%...**2006-07:** Played for Davos of the Swiss National League A...set a career high in wins, posting a 28-16-0 record in 44 appearances with a 2.60 GAA...was voted Best Goalie in the Swiss National League...ranked tied for first in the Swiss League in wins during the regular season and first in wins during the playoffs (12)...helped Davos capture the Swiss championship...in addition, helped Davos to a Spengler Cup championship...was the starting goaltender for the Swiss National Team at the 2007 IIHF World Championship from Apr. 27-May 13 in Moscow, Russia... appeared in six games, posting a 2.51 GAA and .910 SV%, finishing fifth among goaltenders in SV%...**2005-06:** Helped Davos advance to the

final in the Swiss Championship...was selected to the All-Star team for the Spengler Cup and was a member of the Swiss National Team for the IIHF World Championships...**2004-05:** Was voted the Best Goalie in the Swiss League, en route to the Swiss League Championship...won the Spengler Cup with Davos and selected to the tournament All-Star team.

PERSONAL:

Spends the offseason in the town of Davos in his native Switzerland...resides in Newport Beach during the hockey season...enjoys playing tennis, beach volleyball and sailing on his family's boat in Switzerland during the offseason...is an automobile enthusiast and spends his summers fixing cars with his friends at a local body shop in his hometown...enjoys cooking traditional Swiss food, with his specialty being fondue...lists his favorite food as Italian...admires fellow Swiss athlete Roger Federer...can speak German, English and French fluently...is a big fan of rock music, enjoying the likes of Metallica and Nickelback.



REGULAR SEASON

PLAYOFFS

Season	Team	League	GP	MIN	GA	SO	GAA	SV%	W-L-T	GP	MIN	GA	SO	GAA	W-L
2003-04	Lausanne	Swiss-A	10	710	42	1	3.60	-	3-8-1	4	251	7	0	1.70	4-0-0
2004-05	Davos	Swiss-A	43	2519	95	8	2.26	-	26-12-4	15	932	34	0	2.19	12-3-0
2005-06	Davos	Swiss-A	44	2676	110	3	2.47	-	23-16-5	15	900	45	1	3.00	9-6-0
2006-07	Davos	Swiss-A	44	2656	115	3	2.60	-	28-16-0	19	1138	39	3	2.05	12-7-0
2007-08	ANAHEIM	NHL	23	1223	42	0	2.06	.927	10-7-1	-	-	-	-	-	-
	Portland	AHL	6	370	13	0	2.11	.929	3-1-1	-	-	-	-	-	-
2008-09	ANAHEIM	NHL	46	2486	99	4	2.39	.919	23-15-1	13	807	30	2	2.23	7-6
NHL Totals			69	3709	141	4	2.28	.921	33-22-2	13	807	30	2	2.23	7-6



SAKU KOIVU

Shoots	Left	Ht	5-10	Wt	178	Age	34; turns 35 on Nov. 23, 2009
Born	Nov. 23, 1974; Turku, Finland				Hometown	Turku, Finland	
Acquired	Signed as a free agent, July 8, 2009						
Drafted	By Montreal in the first round (21st overall) of the 1993 NHL Entry Draft						
2008-09 REAL TIME	TOI/GM	SHFT/GM	FO% (FW/FL)				
	17:03	21.5	54.1% (607/515)				

2008-09:

Appeared in his 13th NHL season with Montreal... recorded his sixth consecutive 50+ point season... had nine multiple-point games, including one multi-goal game and five multi-assist contests... had a career-high four-game goal streak (4-2=6), Oct. 15-25... led the club in GWG with five: Oct. 18 vs. PHX, Jan. 31 vs. LA, Feb. 28 vs. SJ, Mar. 10 vs. EDM and Mar. 26 vs. TB... ranked third on the club in points and assists... also led the team in faceoff percentage (54.1%) and was second in faceoff wins (607)... ranked third among forwards in avg. TOI (17:03)... collected 1-2=3 points in a 6-3 Canadiens win, Mar. 24 vs. ATL... scored a season-high two goals, including the game-winner, Mar. 10 vs. EDM... assumed 10th place on Montreal's all-time points list with an assist, Feb. 25 @ VAN... moved to sixth on the Canadiens' all-time assists list with two helpers, Feb. 13 @ COL... missed 17 games with a lower body injury, Dec. 13-Jan. 20... logged a season-high 22:07 TOI, Nov. 16 @ STL... registered a season-high six shots on net, Nov. 1 @ NYI... scored a goal, which accounted for his 600th career NHL point, Oct. 20 vs. FLA... collected a season-high 1-2=3 points, including the GWG, Oct. 18 vs. PHX... also

recorded a season-high +3 rating that evening... notched a season-high three assists (0-3=3) in his second game of the season, Oct. 11 @ TOR... led the Canadiens in October with a +9 rating... **PLAYOFFS:** Appeared in his ninth career postseason, playing in all four of Montreal's CQF contests vs. BOS, earning 0-3=3 points with two PIM.

CAREER:

Signed a one-year contract with Anaheim, July 8, 2009... has recorded eight 50+ point seasons in his career including the last six consecutive campaigns... has earned 40-or-more assists in five of the last six NHL seasons... held the Canadiens' captaincy for 10 years (named on Sept. 30, 1999), tied for the longest serving captain in Montreal's 100-year history (also Jean Beliveau)... has been named to the NHL All-Star team on two occasions (1998 and 2003) and has won both the Bill Masterton Trophy (2002) and King Clancy Memorial Trophy (2007)... **2007-08:** Appeared in his 12th NHL season with Montreal... appeared in seven postseason contests, earning 3-6=9 points in seven games... missed the first five games of the CQF vs. BOS with a foot injury... appeared

NHL HIGHLIGHTS

NHL Career Hat Tricks:

1, Nov. 18, 2002 w/MTL vs. PIT

NHL Career Multiple-Point Games:

152 (20 multiple-goal, 80 multiple-assist)

NHL Career Highs:

Goals: 3, Nov. 18, 2002 w/MTL vs. PIT

Assists: 4, two times (last: Mar. 27, 2007 w/MTL vs. NYR)

Points: 4, five times (last: Mar. 27, 2007 w/MTL vs. NYR; 0-4=4)

PIM: 15, Dec. 18, 2007 w/MTL vs. FLA

TOI: 26:12, Jan. 20, 2001 w/MTL vs. NYR

Shots: 8, three times (last: Mar. 28, 2006 w/MTL vs. NYI)

Plus/Minus: +4, two times (last: Mar. 14, 2001 w/MTL @ CAR)

Goal Streak: Four games, Oct. 15-25, 2008 (4-2=6)

Assist Streak: Six games, three times (last: Mar. 5-16, 2004; 3-7=10)

Point Streak: Eight games, two times (last: Mar. 22-Apr. 7, 2007; 3-12=15)

Penalty Shots: 0-for-1 (Jan. 22, 2003 MTL @ TB; no goal vs. Khabibulin)

First NHL Game:

In a 7-1 MTL loss, Oct. 7, 1995 vs. PHI

First NHL Point:

A goal (Dafoe) in a 6-3 MTL win, Oct. 23, 1995 vs. LA

First NHL Goal:

A goal (Dafoe) in a 6-3 MTL win, Oct. 23, 1995 vs. LA

Milestones Achieved:

100th NHL goal, Jan. 25, 2003 w/MTL vs. NSH

400th NHL assist, Jan. 3, 2008 w/MTL vs. TB

700th NHL game, Jan. 31, 2008 w/MTL @ WSH

600th NHL point, Oct. 20, 2008 w/MTL vs. FLA

Milestones Within Reach:

8 appearances to 800 NHL games

9 goals to 200 NHL goals

50 assists to 500 NHL assists

59 points to 700 NHL points

KOIVU VS. NHL

Team	GP	G	A	Pts.	PIM
Anaheim	13	4	10	14	10
Atlanta	26	3	14	17	28
Boston	60	15	36	51	40
Buffalo	59	14	20	34	48
Calgary	17	5	12	17	6
Carolina	42	8	17	25	44
Chicago	14	4	7	11	6
Colorado	14	3	12	15	14
Columbus	6	1	2	3	12
Dallas	11	1	5	6	2
Detroit	11	2	4	6	8
Edmonton	17	8	10	18	4
Florida	36	9	26	35	31
Los Angeles	13	6	8	14	12
Minnesota	5	0	4	4	4
Montreal	0	0	0	0	0
Nashville	7	2	5	7	4
New Jersey	41	8	18	26	20
NY Islanders	37	5	22	27	42
NY Rangers	36	6	28	34	20
Ottawa	56	9	27	36	56
Philadelphia	38	11	23	34	26
Phoenix	15	6	8	14	16
Pittsburgh	45	20	28	48	26
San Jose	14	3	7	10	8
St. Louis	12	4	4	8	12
Tampa Bay	35	13	26	39	16
Toronto	54	12	32	44	60
Vancouver	19	2	15	17	20
Washington	39	7	20	27	28
NHL Totals	792	191	450	641	623



in the last two contests of the series, helping the Canadiens advance to the CSF vs. PHI...despite playing five fewer games than his teammates, finished tied for second on the club in postseason scoring...also co-led the club in assists... had 16-40=56 points in 77 regular season games...recorded 12 multiple-point games, including two multi-goal games and three multi-assist contests...led the team with five shootout goals... won 52.3% of his faceoffs, leading the Canadiens with 701 faceoff wins... had a season-high five-game point streak on two occasions: Oct. 22-Nov. 1 (2-6=8) and Dec. 13-22 (2-4=6)... appeared in his 700th NHL contest, Jan. 31 @ WSH...collected his 400th career NHL assist, Jan. 3 vs. TB... scored a season-high tying two goals (2-0=2), Dec. 15 vs. TOR... logged a season-high 23:31 TOI, Dec. 11 vs. TB... scored two goals (2-0=2) in the season opener, Oct. 3 @

CAR...**2006-07:** Was awarded the King Clancy Memorial Trophy at the conclusion of the season for his leadership qualities and humanitarian contributions...set career highs in goals, assists and points (22-53=75)...led Montreal in both assists and points...also put up career numbers in PPG (11) and shots on net (154)...recorded 17 multiple-point games, including six multi-goal games and nine multi-assist contests...tied a career best with an eight-game point streak (3-12=15), Mar. 22-Apr. 7... registered 9-7=16 points in 14 games in December...matched a career high for assists and points in a game with four (0-4=4), Mar. 27 vs. NYR...recorded three assists in a game on three separate occasions: Apr. 7 @ TOR, Feb. 20 vs. WSH and Oct. 21 vs. COL... logged a season-high 23:55 TOI, Jan. 15 vs. DET... earned his 500th career NHL point (assist), Jan. 9 vs. ATL...appeared in his 600th career game, Dec. 14 vs. TB...**2005-06:** Collected two



REGULAR SEASON

PLAYOFFS

Season	Team	League	GP	G	A	Pts.	PIM	+/-	GP	G	A	Pts.	PIM
1995-96	MONTREAL	NHL	82	20	25	45	40	-7	6	3	1	4	8
1996-97	MONTREAL	NHL	50	17	39	56	38	+7	5	1	3	4	10
1997-98	MONTREAL	NHL	69	14	43	57	48	+8	6	2	3	5	2
	Finland	Olympics	6	2	8	10	4	-	-	-	-	-	-
1998-99	MONTREAL	NHL	65	14	30	44	38	-7	-	-	-	-	-
1999-00	MONTREAL	NHL	24	3	18	21	14	+7	-	-	-	-	-
2000-01	MONTREAL	NHL	54	17	30	47	40	+2	-	-	-	-	-
2001-02	MONTREAL	NHL	3	0	2	2	0	0	12	4	6	10	4
2002-03	MONTREAL	NHL	82	21	50	71	72	+5	-	-	-	-	-
2003-04	MONTREAL	NHL	68	14	41	55	52	-5	11	3	8	11	10
2004-05	TPS Turku	Finland	20	8	8	16	28	-	6	3	2	5	30
2005-06	MONTREAL	NHL	72	17	45	62	70	+1	3	0	2	2	2
	Finland	Olympics	8	3	8	11	12	-	-	-	-	-	-
2006-07	MONTREAL	NHL	81	22	53	75	74	-21	-	-	-	-	-
2007-08	MONTREAL	NHL	77	16	40	56	93	-4	7	3	6	9	4
2008-09	MONTREAL	NHL	65	16	34	50	44	+4	4	0	3	3	2
NHL Totals			792	191	450	641	623	-10	54	16	32	48	42

SAKU KOIVU

assists in three games in Montreal's CQF series vs. CAR...missed the remainder of the series due to an eye injury...led the club in assists and finished second in scoring (17-45=62) during the regular season...also led the Canadiens in faceoffs won (759) and faceoff percentage (53.8%)...had 17 multiple-point games, including five three-point games...nine of his multi-point games came in his first 20 games of the season...recorded a career-tying eight shots on net, Mar. 28 vs. NYI...registered his 300th NHL assist, Jan. 16 vs. DAL...collected his 400th career NHL point (assist) in his 500th career NHL game, Oct. 8 @ TOR...led all players with 3-8=11 points at the 2006 Olympic Winter Games in Torino, Italy, winning the silver medal with Team Finland...was named to the Olympic Tournament All-Star Team as a center...**2004-05:** Appeared in 20 contests with TPS Turku in Finland, earning 8-8=16 points...**2003-04:** Finished first on Montreal in playoff scoring with 3-8=11 points...appeared in all 11 of Montreal's postseason contests vs. BOS in the CQF and TB in the CSF...was limited to 68 regular-season games due to a knee injury that kept him out 13 games at the start of the season...ranked third on the team in scoring (21-50=71) and second in assists...had a career-tying six-game assist streak (3-7=10), Mar. 5-16...finished second in scoring for Team Finland at the World Cup with 3-1=4 points in six games...**2002-03:** Appeared in all 82 contests for the first time in his career...established then-career highs in goals, assists and points (21-50=71)...led the

Canadiens in scoring and assists...appeared in his 400th career game, Jan. 30 @ NYI...scored his 100th NHL goal, Jan. 25 vs. WSH...recorded his 300th career point in a 6-2 MTL win, Dec. 21 vs. BUF...earned his 200th NHL assist, Dec. 6 @ COL...had a four-point game featuring his first career hat trick (3-1=4), Nov. 18 vs. PIT...was named to the 2003 NHL All-Star team...co-led Team Finland in scoring with 1-10=11 points in seven games at the World Championships...**2001-02:** Participated in all 12 playoff games vs. BOS in the CQF and CAR in the CSF, tying for the team lead in playoff scoring (4-6=10)...won the Bill Masterton Trophy for perseverance, sportsmanship and dedication to hockey at the conclusion of the season following his return to the NHL after battling non-Hodgkins intra-abdominal lymphoma...missed 79 games due to the illness...collected two assists in his second game of the season, Apr. 12 @ NJ... **2000-01:** Co-led Montreal in assists and scoring (17-30=47) despite playing only 54 games...had 12 multiple-point games, including three multi-goal games and six multi-assist contests...recorded a then career-high seven-game point streak (6-5=11), Feb. 24-Mar. 10...matched a career high with a +4 rating, Mar. 14 @ CAR...equaled a career high for points in a game with 2-2=4, Feb. 28 vs. PIT...established a career best in TOI, logging 26:12, Jan. 20 vs. NYR...played in his 300th career NHL contest, Dec. 30 @ EDM...**1999-00:** Named the 27th captain in Canadiens' history, Sept. 30...missed 40 games due to a dislocated shoulder





and 13 games with a knee injury...**1998-99:** Was second on the club in scoring...put together a six-game point streak (2-6=8) from Feb. 27-Mar. 11...collected his 200th career NHL point, Apr. 13 @ TB...led the World Championships in scoring with 4-12=16 points, winning a silver medal with Team Finland...**1997-98:** Set then-career highs in assists and points (14-43=57)...led the club in assists and finished second in scoring...appeared in his 200th career NHL game, Apr. 4 vs. CAR...recorded his 100th career assist in a 6-1 win, Mar. 9 vs. FLA...named to his first All-Star Game...set a career high for the most assists in a game with four (0-4=4), also matching a personal high for most points in a game, Oct. 4 @ BOS...won the bronze medal with Team Finland at the Olympic Winter Games in Nagano, Japan...**1996-97:** Led the NHL in scoring (13-25=38) before suffering a knee injury, Dec. 7 vs. CHI...posted a then career-high seven-game point streak (4-6=10), Oct. 24-Nov. 6...earned his 100th NHL point, Apr. 10 @ WSH...appeared in his 100th NHL game, Nov. 13 vs. FLA...**1995-96:** Ranked fourth in scoring among NHL rookies (20-25=45)...tied for first in the NHL in PPG (8)...finished fifth among Canadiens in scoring...scored his first career NHL goal, Oct. 23 vs. LA (Dafoe)...made his NHL debut in Montreal's season opener, Oct. 7 vs. PHI...**1994-95:** Was named the Finnish Player of the Year after leading the Finland Elite League in scoring...was also named to the First All-Star Team...helped lead Team Finland to gold

at the World Hockey Championship...was named the Tournament's Best Forward and selected to the All-Star Team...**Miscellaneous:** Has won three Olympic medals: 1994 in Lillehammer, Norway (bronze), 1998 in Nagano, Japan (bronze) and 2006 in Torino, Italy (silver)...has also appeared for Team Finland in the World Hockey Championship on eight occasions, winning gold in 1995, silver in 1994 and bronze in 2003 and 2008...participated in the World Cup in 1996 and won silver with Finland in 2004...also played for Finland at the World Junior Championship in 1993 and 1994.

PERSONAL:

Resides in his hometown of Turku, Finland during the offseason...spent the summer at his cottage in Turku, enjoying boating activities...Saku and his wife, Hanna have two children: daughter Ilona (4) and son Aatos (3)...the family took a week-long vacation to Turks and Caicos this summer...enjoys taking bike rides with his kids, watching movies and going out for nice dinners with his wife and friends...says that if he weren't playing hockey, he'd be a soccer player in Italy...cites U2, Live, Bruce Springsteen and Finnish singer Lauri Tahka as his favorite musical acts...also recently took in a Madonna concert...likes to watch both "24" and "Prison Break" on television...idolized fellow Finn Jari Kurri growing up...says his favorite hockey memories are participating in three Olympics with Team Finland.



JOFFREY LUPUL

Shoots	Right	Ht	6-1	Wt	206	Age	26; turns 27 on Sept. 23, 2010
Born	Sept. 23, 1983; Fort Saskatchewan, Alberta			Hometown	Fort Saskatchewan, Alberta		
Acquired	From Philadelphia with Luca Sbisa, a first-round selection in the 2009 NHL Entry Draft, a first-round selection in the 2010 NHL Entry Draft and a conditional 2010 pick in exchange for Chris Pronger, June 26, 2009						
Drafted	By Anaheim in the first round (seventh overall) of the 2002 NHL Entry Draft						
2008-09 REAL TIME	TOI/GM	SHF/GM	FD% (FW/FL)				
	15:41	21.1	47.6% (10/11)				

2008-09:

Appeared in his fifth NHL season, his second with Philadelphia... had 12 multiple-point games, including four multi-goal and four multi-assist contests...finished fifth on the Flyers in scoring... reached the 25-goal mark for the second time in his career (28, 2005-06) with his goal, Apr. 11 @ NYI...recorded his 100th career goal as part of a two-goal night, Mar. 28 @ NYI...scored two goals, including his 200th career NHL point (first goal), Mar. 7 vs. NSH...earned two assists with a season-high seven shots, Feb. 24 @ WSH...earned his 100th career NHL assist, Feb. 7 @ BOS... missed three games (Jan. 3-8) due to injury...tied his career high with a three-game goal streak, Dec. 20-23 (3-4-7)...tied his career high for assists in a single game with three as part of a four-point night (1-3-4), Dec. 20 vs. WSH...also registered a career-high tying +4 rating that evening...had a two-assist night, Dec. 2 vs. TB...scored two goals, Oct. 28 @ ATL...appeared in his 300th NHL game, Oct. 24 @ NJ...also recorded a multi-goal game (2-0-2) and logged a season-high 21:51 TOI, Oct. 22 vs. SJ...**PLAYOFFS:** posted a goal and an assist in six games of the ECQF series vs. PIT.

CAREER:

Signed a four-year contract extension through the 2012-13 season, July 21, 2008...in 156 regular season games with Anaheim from 2003-06, scored 41-46=87 points with 76 PIM...in the 2006 playoffs, became the first Duck to score four goals in Anaheim's 4-3 OT win in Game 3 of the CSF, May 9 @ COL...**2007-08:** In his fourth NHL season and first with Philadelphia, scored the game-winning

OT goal in Game 7 of the CQF, Apr. 22 @ WSH...reached the 20-goal mark for the second time in his career...set a new career high for assists...had 12 multiple-point games (three multi-goal, five multi-assist)...missed 12 games (Feb. 17 - Mar. 11) with a right ankle sprain...missed 14 games (Jan. 8 - Feb. 6) due to a mild concussion and a spinal cord contusion...had a four-game point streak (4-4-8), Dec. 21-29...scored the first penalty-shot goal of his career (Karri Ramo), Dec. 29 @ TB...collected two power play assists, Dec. 22 vs. BUF...scored a PPG, Dec. 21 @ BUF...was named the NHL's Third Star of the Week for the period ending Dec. 16, earning 6-4=10 points in four games...collected his second career hat trick (both in the same week), Dec. 15 vs. CAR...set a career high for points in a game, earning 3-3=6 points including his first career hat trick, Dec. 11 vs. PIT...also registered a career-high 12 shots and +4 rating that night...logged a career-high 23:27 TOI, Nov. 2 @ WSH...had a career high tying five-game point streak (2-5-8), Oct. 6-18...acquired by Philadelphia in the offseason (July 1) with Jason Smith from Edmonton in exchange for Joni Pitkanen, Geoff Sanderson and Philadelphia's third-round selection in the 2009 Entry Draft...**2006-07:** In his third NHL season (first with EDM), tied for second on the team in goals...recorded six multiple-point games...appeared in his 200th NHL contest, Jan. 12 vs. MIN...scored a goal for his 100th career NHL point, Nov. 30 vs. COL...had back-to-back multiple-point games (2-2-4) Nov. 16 vs. STL and Nov. 18 vs. DET...with 1-1=2 points, earned his first multi-point game of the season,

NHL HIGHLIGHTS

NHL Career Hat Tricks:

2, last: Dec. 15, 2007 w/PHI vs. CAR

NHL Career Multiple-Point Games:

51 (14 multiple-goal, 14 multiple-assist)

NHL Career Highs:

Goals: 3, two times (last: Dec. 15, 2007 w/PHI vs. CAR)

Assists: 3, three times (last: Dec. 20, 2008 w/PHI vs. WSH)

Points: 6, Dec. 11, 2007 w/PHI vs. PIT (3-3-6)

PIM: 8, Feb. 1, 2007 w/EDM @ VAN

TOI: 23:27, Nov. 2, 2007 w/PHI @ WSH

Shots: 12, Dec. 11, 2007 w/PHI vs. PIT

Plus/Minus: +4, two times (last: Dec. 20, 2008 w/PHI vs. WSH)

Goal Streak: Three games, three times (last: Dec. 20-23, 2008; 3-4-7)

Assist Streak: Four games, Oct. 6-16, 2007 (1-5-6)

Point Streak: Five games, two times (last: Oct. 6-18, 2007; 2-5-7)

Penalty Shots: 1-for-1, Dec. 29, 2007 w/PHI @ TB; goal vs. Ramo

First NHL Game:

In a 4-1 ANA loss, Oct. 8, 2003 @ DAL

First NHL Point:

An assist in a 4-1 ANA loss, Oct. 8, 2003 @ DAL

First NHL Goal:

A goal (Biron) in a 5-2 ANA loss, Oct. 24, 2003 @ BUF

Milestones Achieved:

300th NHL game, Oct. 24, 2008 w/PHI @ NJ

100th NHL assist, Feb. 7, 2009 w/PHI @ BOS

200th NHL point, Mar. 7, 2009 w/PHI vs. NSH

100th NHL goal, Mar. 28, 2009 w/PHI @ NYI

Milestones Within Reach:

28 appearances to 400 NHL games

LUPUL VS. NHL

Team	GP	G	A	Pts.	PIM
Anaheim	5	0	1	1	0
Atlanta	9	8	6	14	2
Boston	10	1	5	6	4
Buffalo	9	3	5	8	10
Calgary	18	2	3	5	14
Carolina	11	4	3	7	6
Chicago	13	7	2	9	12
Colorado	19	6	2	8	6
Columbus	13	4	4	8	18
Dallas	18	4	8	12	2
Detroit	12	4	3	7	4
Edmonton	10	3	2	5	8
Florida	9	2	2	4	6
Los Angeles	18	5	8	13	14
Minnesota	17	2	1	3	2
Montreal	10	1	0	1	15
Nashville	12	4	1	5	6
New Jersey	14	4	4	8	4
NY Islanders	13	5	4	9	2
NY Rangers	12	0	2	2	8
Ottawa	8	1	0	1	2
Philadelphia	-	-	-	-	-
Phoenix	20	3	4	7	4
Pittsburgh	14	9	6	15	13
San Jose	20	6	2	8	12
St. Louis	12	2	8	10	4
Tampa Bay	10	3	8	11	6
Toronto	10	2	3	5	4
Vancouver	18	4	4	8	18
Washington	8	3	8	11	8
NHL Totals	372	102	109	211	214




Oct. 21 vs. DET...had a season-high three-game point streak, Oct. 7-14 (2-1-3)...was traded by Anaheim to Edmonton on July 3, 2006 with Ladislav Smid, a 2007 first-round draft pick and 2008 first and second-round draft picks in exchange for Chris Pronger...**2005-06:** Put up career numbers in 2005-06, scoring a personal-high 28 goals and 53 points...finished third on the Ducks in goals and PPGs (12) and fourth in points...led team in shots (296), having recorded at least one shot in 79 of 81 games...had a career-high 15 multiple-point games (five multi-goal, three multi-assist)...had a three-game goal streak (3-2-5), April 4-8...scored the GW-PPG, Mar. 19 @ CBJ...recorded a career-high three assists, Jan. 9 vs. LA...had a career-high five-game point streak (4-3-7), Nov. 27-Dec. 8...scored a goal in his 100th career NHL game, Nov. 30 vs. PHX...recorded two goals (2-0-2) with a SHG and PPG, Nov. 3 @ COL...recorded a then-career high three points (2-1-3), Oct. 14 vs. CBJ...scored two goals (2-0-2), including his first career SHG, Oct. 5 @ CHI...in the postseason, became the first Ducks player to score four goals in a playoff or regular season game in Game 3 of the CSF, May 9 @ COL...also became the first player in NHL playoff history to score four goals, including the game-winner in OT...became the first player since Rocket Richard in 1944 (Mar. 23) to score all four of his team's goals in a playoff win...collected a franchise-high six goals (6-1-7) in the club's CSF series vs. COL...also scored two goals in Anaheim's 6-3 in Game 4 of the WCF, May 25 @ EDM...**2004-05:** With Cincinnati (AHL), led the club in scoring in both the regular season and postseason...was selected to play in the AHL All-Star Game and awarded the AHL's Player of the Week for the period ending April 3...**2003-04:** Appeared in 75 contests in his first NHL season...among NHL rookies, ranked tied for sixth in points, tied for ninth in goals and tied for fifth in assists...tied the then-club rookie record for assists (21)...his 13 goals and 34 points were the then-second highest totals by a rookie in club history (Kariya had 18-21=39 in 1994-95)...had a three-game point streak (3-2-5)...earned a hat trick at the 2004 NHL YoungStars Game in St. Paul, MN...recalled from Cincinnati on Jan. 8, after scor-

ing 3-2-5 points in three games with the AHL club (sent down Jan. 2)...scored two goals Dec. 5 @ ATL for the first multi-goal game of his career...had a three-game point streak Oct. 24-Oct. 28 (2-1-3)...scored first career NHL goal Oct. 24 vs. Buffalo...recorded his first career NHL point, Oct. 8 vs. DAL (also his NHL debut)...at 20 years, 15 days in debut, became the fifth-youngest Duck to appear in a game for the franchise...**Miscellaneous:** in 191 career WHL games with Medicine Hat, earned 127-113-240 points... led the WHL in goals in 2001-02 with 56 and finished second overall in points (106)...was named to the WHL Eastern Conference All-Star First Team...helped Canada capture the silver medal at the 2003 World Junior Championship (Halifax, Nova Scotia), earning 2-1-3 points in six games.

PERSONAL:

Resides in Newport Beach...enjoyed vacations in St. Maarten, New York City and Las Vegas this past summer...holds the Joffrey Lupul and Friends Golf Tournament annually in Edmonton for Change for Children, which works to support the poor and improve their living conditions, and the Bissell Centre, an Edmonton-based organization that helps those in living on low incomes...loves all kinds of music and attended over 10 concerts this past summer, listing Pearl Jam as his favorite...also loves to play the guitar...lists his favorite OC restaurants as The Cannery for the sushi, Bear Flag Fish Co. for the halibut salad, La Cave for steaks and Cassidy's for what he says is the "best burger in Newport"...cites "Entourage" as his favorite television show and rarely misses an episode...when away from the rink, also enjoys playing golf, writing, watching the NFL on Sundays and surfing...idolized Mike Modano and Steve Yzerman growing up.



REGULAR SEASON PLAYOFFS

Season	Team	League	GP	G	A	Pts.	PIM	+/-	GP	G	A	Pts.	PIM
2000-01	Medicine Hat	WHL	69	30	26	56	39	+4	-	-	-	-	-
2001-02	Medicine Hat	WHL	72	56	50	106	95	+11	-	-	-	-	-
2002-03	Medicine Hat	WHL	50	41	37	78	82	+2	11	4	11	15	20
2003-04	ANAHEIM	NHL	75	13	21	34	28	-6	-	-	-	-	-
	Cincinnati	AHL	3	3	2	5	2	-	-	-	-	-	-
2004-05	Cincinnati	AHL	65	30	26	56	58	+10	12	3	9	12	27
2005-06	ANAHEIM	NHL	81	28	25	53	48	-13	16	9	2	11	31
2006-07	EDMONTON	NHL	81	16	12	28	45	-29	-	-	-	-	-
2007-08	PHILADELPHIA	NHL	56	20	26	46	35	2	17	4	6	10	2
2008-09	PHILADELPHIA	NHL	79	25	25	50	58	1	6	1	1	2	2
NHL Totals			372	102	109	211	214	-45	39	14	9	23	35
ANAHEIM Totals			156	41	46	87	76	-19	16	9	2	11	31



TODD MARCHANT

Shoots	Left	Ht	5-10	Wt	179	Age	36; turns 37 on August 12, 2010
Born	August 12, 1973; Buffalo, NY				Hometown	Williamsville, NY	
Acquired	Claimed on waivers from Columbus, Nov. 21, 2005						
Drafted	By NY Rangers in the seventh round (164th overall) of the 1993 NHL Entry Draft						
2008-09 REAL TIME	TOI/GM		SHFT/GM		FO% (FW/FL)		
	14:31		20.4		50.2% (298/295)		

2008-09:

Appeared in his 16th NHL season, his fourth with Anaheim... finished second on the club in faceoff wins, going 298-for-593 (50.2%) in 72 games... scored a team-leading two SHG on the season, his most since scoring three in 2006-07... became the 31st U.S.-born player to appear in 1,000 NHL games, Dec. 22 @ VAN... logged a season-high 20:49, Mar. 24 @ NSH... collected a season-high two assists (0-2-2), Mar. 19 @ PHX... had a two-game point streak (1-1-2), Mar. 8-11... scored his second SHG of the season (25th of his career), Mar. 8 vs. MIN... collected a season-high 1-1-2 points, Feb. 24 @ BUF... his goal was the 24th SHG of his career... missed 10 games with a fractured finger, Jan. 9-31... appeared in his 1,000th NHL game, Dec. 22 @ VAN... was the second of four Ducks to reach the 1,000-game milestone in 2008-09 (also Hedican, Pronger and R. Niedermayer)... the only other team in NHL history to have four players hit the 1,000-game mark in the same season was the 1998-99 Los Angeles Kings (Doug Bodger, Russ Courtnall, Ray Ferraro and Garry Galley)... appeared in his 200th game as a Duck, Oct. 29 vs. DET... **PLAYOFFS:** Played in all 13 contests in the CQF vs. SJ and CSF vs. DET... scored the game-winning triple OT goal in Game 2 of the CSF, May 3 @ DET... it was the second playoff OT goal of his career (also Apr. 29, 1997 w/EDM @ DAL in Game 7 of the CQF)... finished seventh in the NHL in faceoff wins (133)... collected an assist in Game 4 of the CQF, Apr. 23 vs. SJ.

NHL HIGHLIGHTS

NHL Career Hat Tricks:

None

NHL Career Multiple-Point Games:

80 (14 multiple-goal, 24 multiple-assist)

NHL Career Highs:

Goals: 2, 14 times

Assists: 3, Feb. 21, 1996 w/EDM vs. LA

Points: 4, two times (last: Jan. 13, 2003 w/EDM vs. CBJ; 2-2-4)

PIM: 17, two times (last: Jan. 19, 2000 w/EDM vs. CGY)

TOI: 30:09, Dec. 21, 2002 w/EDM @ VAN

Shots: 9, Mar. 30, 1996 w/EDM vs. TOR

Plus/Minus: +4, two times (last: Nov. 24, 2006 vs. NJ)

Goal Streak: Four games, Feb. 3-10, 1995 (5-3-8)

Assist Streak: Five games, Jan. 2-9, 2003 (2-7-9)

Point Streak: Eight games, Jan. 7-25, 2000 (4-7-11)

Penalty Shots: 0-for-2 (last: Jan. 26, 1997 w/EDM @ WSH; no goal vs. Kolzig)

First NHL Game:

In a 7-3 NYR loss, Mar. 18, 1994 vs. CHI

First NHL Point:

An assist in a 4-3 EDM loss, Mar. 25, 1994 vs. LA

First NHL Goal:

A goal (Osgood) in a 5-2 EDM loss, Jan. 28, 1995 @ DET

Milestones Achieved:

1,000th NHL game, Dec. 22, 2008 @ VAN

200th game as a Duck, Oct. 29, 2008 vs. DET

100th NHL goal, Feb. 25, 2002 w/EDM vs. DAL

200th NHL assist, Feb. 23, 2003 w/EDM vs. ATL

400th NHL point, Jan. 23, 2006 @ LA

Milestones Within Reach:

8 assists to 300 NHL assists

18 points to 100 points as a Duck

49 appearances to 300 games as a Duck

62 appearances to 1,100 NHL games

CAREER:

Signed a two-year contract through the 2010-11 season, July 7, 2009... **2007-08:** Appeared in all six CQF games vs. DAL, scoring 2-0-2 goals with a +1 rating... had a three-game goal streak (3-1-4) from Mar. 9-12, one shy of his career best... scored a goal 21 seconds into the game on Mar. 9 vs. MTL, marking the sixth-fastest in club history (third fastest at home)... missed three games with a strained shoulder, Feb. 22-29... appeared in his 900th NHL game, Oct. 23 @ STL... missed two games with a bruised right ankle, Oct. 15-17... **2006-07:** Scored 0-3-3 points in 11 playoff games en route to his first Stanley Cup championship... recorded an assist in Game 4 of the SCF, June 4 @ OTT... missed the first 10 playoff games with a torn groin, Apr. 11-May 3... scored three SHG during the regular season (Oct. 15 @ DAL, Nov. 24 vs. NJ and Dec. 8 @ WSH), tying the franchise record for a season... finished tied for 10th in the NHL in SHG... tied a career high with a +4 rating, Nov. 24 vs. NJ... played in his 100th career game as a Duck, Jan. 9 @ NSH... missed the last three games of the regular season with a torn groin... missed 23 games overall with an abdominal injury, Feb. 18-Mar. 26 and Dec. 26-Jan. 7... **2005-06:** Led the Ducks in assists and plus/minus (+11) and ranked second in scoring (3-10-13) during the playoffs... ranked tied for first in the NHL in playoff plus/minus... collected 2-1-3 points, establishing a playoff career high in goals and points in Game 4 of the CSF, May 11 @ COL... the Ducks were 36-17-8 after his acquisition on Nov. 21 and 18-1-3 when

MARCHANT VS. NHL

Team	GP	G	A	Pts.	PIM
Anaheim	44	6	13	19	26
Atlanta	11	1	2	3	8
Boston	16	4	4	8	4
Buffalo	17	7	7	14	6
Calgary	64	14	22	36	61
Carolina	17	0	2	2	0
Chicago	54	9	16	25	45
Colorado	58	4	14	18	49
Columbus	24	2	8	10	22
Dallas	63	12	12	24	41
Detroit	51	4	15	19	34
Edmonton	19	2	5	7	10
Florida	17	2	2	4	8
Los Angeles	74	15	21	36	69
Minnesota	33	3	11	14	25
Montreal	22	4	5	9	26
Nashville	38	3	18	21	22
New Jersey	15	5	1	6	32
NY Islanders	16	2	3	5	8
NY Rangers	18	2	3	5	10
Ottawa	18	5	1	6	2
Philadelphia	16	0	3	3	10
Phoenix	60	10	20	30	24
Pittsburgh	17	2	5	7	16
San Jose	70	14	24	38	50
St. Louis	54	7	9	16	22
Tampa Bay	18	4	9	13	11
Toronto	34	10	9	19	10
Vancouver	63	19	21	40	55
Washington	17	4	7	11	10
NHL Totals	1038	176	292	468	716




he recorded a point...recorded his 400th NHL point (assist) in his 800th NHL game, Jan. 23 @ LA...**2004-05:** Did not play...**2003-04:** Among Columbus leaders, finished second in assists and shots (163), tied for third in points (9-25=34) and fourth in PPG (4)...missed the final four games of the regular season due to a groin strain...**2002-03:** Was named Oilers MVP (co-winner with Tommy Salo) and Top Defensive Forward for the third consecutive season...ranked fifth in the NHL in shorthanded scoring (1-4=5) and first in SHA...led the Oilers in assists, ranked second in points (20-40=60) and tied for third in goals and PPG (7)...registered his 200th career NHL assist, Feb. 23 vs. ATL...tied a career high with a four-point effort (2-2=4), Jan. 13 vs. CBJ...scored his 300th career NHL point, Dec. 13 vs. COL...**2001-02:** Led Edmonton in shorthanded scoring (3-4=7) for the second consecutive season...ranked third in NHL shorthanded scoring and first in SHA...also led the Oilers and was second in the NHL in takeaways (83)...played in his 600th career NHL game, Apr. 10 vs. PHX...**2000-01:** Was the winner of the Oilers' Outstanding Defensive Forward Award...led the Oilers and was fourth in the NHL in shorthanded scoring (4-3=7)...**1999-00:** Played in all 82 games for the Oilers...**1998-99:** Notched 14-22=36 points in 82 games with the Oilers...also recorded 1-1=2 points in four playoff games...**1997-98:** Accumulated 14-21=35 points along with a career-high 71 PIM...registered 1-1=2 points in 12 playoff games...was awarded with the Oilers' Community Service Award...**1996-97:** Recorded 14-19=33 points in 79 games...made his NHL postseason debut, notching 4-2=6 points in 12 playoff games...netted the game-winning OT goal in Game 7 of the CQF, Apr. 19 vs. DAL...led the NHL with three playoff SHG...**1995-96:** Registered 19-19=38 points in 81 games in Edmonton...**1994-95:** Played his first full season in the NHL...was tied for fourth among NHL rookies in scoring (13-14=27)...**1993-94:**

Turned professional in the winter after participating in the 1994 Olympic Games...made his NHL debut with the NY Rangers, Mar. 18, 1994 vs. CHI...was traded to the Oilers three days later for Craig MacTavish...recorded his first NHL point with an assist, Mar. 25 vs. LA...**Miscellaneous:** Was a member of the 1994 United States Olympic team in Lillehammer, Norway and a member of Team USA at the 1993 World Junior Championship in Gavle, Sweden.

PERSONAL:

Todd and his wife Caroline have four children: daughters Lillian and Ashley and sons Timothy and Bradley...the family resides in Tustin with offseasons spent in Williamsville, New York...spends nearly all of his free time with the family...took surfing lessons with his family during a recent trip to Maui...also loves to bowl on Nintendo Wii with his kids...enjoys cooking and regularly prepares meals at home for the family, saying his sausage and tomato dumplings dish is his most popular...supports the Skating Association for the Blind and Handicapped (SABAH) in Buffalo...has owned a hockey school in Buffalo for the past 10 years, raising nearly \$70,000 for local charities during that time...loves to eat his pregame meals at Barolo Café in Tustin...tunes into "Shark Week" and loves "Modern Marvels" on the Discovery Channel...leaves his clothes shopping up to his wife, but is outfitted mostly in Banana Republic, Ruehl and Quiksilver.



REGULAR SEASON PLAYOFFS

Season	Team	League	GP	G	A	Pts.	PIM	+/-	GP	G	A	Pts.	PIM	
1993-94	United States	Nat.-Tm	59	28	39	67	48	-	-	-	-	-	-	
	United States	Olympics	8	1	1	2	6	-	-	-	-	-	-	
	NY RANGERS	NHL	1	0	0	0	0	-1	-	-	-	-	-	
	Binghamton	AHL	8	2	7	9	6	-	-	-	-	-	-	
	EDMONTON	NHL	3	0	1	1	2	-1	-	-	-	-	-	
	Cape Breton	AHL	3	1	4	5	2	-	5	1	1	2	0	
1994-95	Cape Breton	AHL	38	22	25	47	25	-	-	-	-	-	-	
	EDMONTON	NHL	45	13	14	27	32	-3	-	-	-	-	-	
1995-96	EDMONTON	NHL	81	19	19	38	66	-19	-	-	-	-	-	
1996-97	EDMONTON	NHL	79	14	19	33	44	+11	12	4	2	6	12	
1997-98	EDMONTON	NHL	76	14	21	35	71	+9	12	1	1	2	10	
1998-99	EDMONTON	NHL	82	14	22	36	65	+3	4	1	1	2	12	
1999-00	EDMONTON	NHL	82	17	23	40	70	+7	3	1	0	1	2	
2000-01	EDMONTON	NHL	71	13	26	39	51	+1	6	0	0	0	4	
2001-02	EDMONTON	NHL	82	12	22	34	41	+7	-	-	-	-	-	
2002-03	EDMONTON	NHL	77	20	40	60	48	+13	6	0	2	2	2	
2003-04	COLUMBUS	NHL	77	9	25	34	34	-17	-	-	-	-	-	
2004-05	DID NOT PLAY													
2005-06	COLUMBUS	NHL	18	3	6	9	20	-1	-	-	-	-	-	
	ANAHEIM	NHL	61	6	19	25	46	+3	16	3	10	13	14	
2006-07	ANAHEIM	NHL	53	8	15	23	44	+7	11	0	3	3	12	
2007-08	ANAHEIM	NHL	75	9	7	16	48	-3	6	2	0	2	0	
2008-09	ANAHEIM	NHL	72	5	13	18	34	-2	13	1	1	2	16	
NHL Totals			1038	176	292	468	716	+14	89	13	20	33	84	
Anaheim Totals			261	28	54	82	172	+5	46	6	14	20	42	



STEVE McCARTHY

Shoots	Left	Ht	5-11	Wt	202	Age	28; turns 29 on Feb. 3, 2010	
Born	Feb. 3, 1981; Trail, British Columbia				Hometown	Trail, British Columbia		
Acquired	Signed as a free agent, July 10, 2009							
Drafted	By Chicago in the first round (23rd overall) of the 1999 NHL Entry Draft							
2008-09 REAL TIME	TOI/GM		SHFT/GM		FO% (FW/FL)			
	16:35		22.9		0% (0/0)			

2008-09:

Appeared in 18 games with Ufa Salavat Yulayev (KHL), going scoreless with 16 PIM.

CAREER:

Was acquired by Vancouver from Chicago for a third-round selection in 2007 NHL Entry Draft, Aug. 22, 2005...acquired by Atlanta from Vancouver for a fourth-round selection in the 2007 NHL Entry Draft, Mar. 9, 2006...**2007-08:** Appeared in his eighth NHL season, third with Atlanta...ranked third on the Thrashers and second among team defensemen with 101 hits...appeared in his 300th career NHL game, Mar. 31, 2008 @ TB...scored his first goal of the season (1-0=1), Mar. 19 vs. CAR...earned a career-high 17 PIM in a 4-1 win, Jan. 30 vs. PIT...missed 10 games with an oblique injury, Jan. 6-24...registered season highs in assists (2) and plus/minus (+3) in a 6-2 victory, Dec. 18 vs. TB...tied a career high with five shots and logged a season-high 21:50 TOI, Oct. 11 @ BUF...**2006-07:** Appeared in his seventh NHL season, second with Atlanta...matched a personal best in points (4-12=16) while setting a career high in assists and plus/minus (+4) in 46 games with the Thrashers...finished tied for fourth among Atlanta defensemen in points, fifth in assists and third in plus/minus...Atlanta posted a 24-15-7 record with him in the

lineup, and was 9-1-3 when he recorded a point... was plus-or-even in 35 of 44 games...posted three multiple-point contests, including Feb. 22 vs. TB (1-1=2), Nov. 6 vs. BOS (0-2=2) and Oct. 5 vs. TB (0-2=2)...tied his career high with a three-game point streak (1-3=4), Nov. 4-8...missed 19 games due to injury, including three games from Apr. 4-7 (back), eight from Jan 5-20 (upper body) and eight from Nov. 10-28 (shoulder)...**2005-06:** Split his sixth NHL season with Vancouver and Atlanta, setting career highs in goals (9), points (16), appearances (67) and PIM (51)...recorded 7-3=10 points in 16 contests with Atlanta following his Mar. 9 trade with Vancouver...tallied a career-high two PPG to share third place among Atlanta defensemen...had a pair of career-best two-game goal streaks from Apr. 17-18 (2-0=2) and Mar. 20-21 (2-0=2)...recorded 2-2=4 points over a four-game span from Mar. 30-Apr. 5, including a career-tying 1-1=2 points on Apr. 5 @ FLA...appeared in his 200th NHL game, Apr. 17 @ WSH...established season bests with 31 shifts and 26:06 TOI, Mar. 21 @ BOS...recorded 2-4=6 points in 51 games with Vancouver...missed eight games with a groin injury, Nov. 10-26...**2004-05:** Did not play...**2003-04:** Missed 54 games with Chicago due to a groin injury...appeared in 25 games with

NHL HIGHLIGHTS

NHL Career Hat Tricks:

None

NHL Career Multiple-Point Games:

6 (0 multiple-goal, 4 multiple-assist)

NHL Career Highs:

Goals: 1, 17 times (last: Mar. 19, 2008 w/ATL vs. CAR)

Assists: 2, four times (last: Dec. 18, 2007 w/ATL vs. TB)

Points: 2, six times (last: Dec. 18, 2007 w/ATL vs. TB; 0-2=2)

PIM: 17, Jan. 30, 2008 w/ATL vs. PIT

TOI: 26:06, Mar. 21, 2006 w/ATL @ BOS

Shots: 5, four times (last: Oct. 11, 2007 w/ATL @ BUF)

Plus/Minus: +3, two times (last: Dec. 18, 2007 w/ATL vs. TB)

Goal Streak: Two games, two times (last: Apr. 17-18, 2006; 2-0=2)

Assist Streak: Two games, four times (last: Nov. 6-8, 2006; 0-3=3)

Point Streak: Three games, two times (last: Nov. 4-8, 2006; 1-3=4)

Penalty Shots: None

First NHL Game:

In a 7-1 CHI loss, Oct. 4, 1999 @ SJ

First NHL Point:

An assist in a 7-1 CHI loss, Oct. 4, 1999 @ SJ

First NHL Goal:

A goal (Weekes) in a 5-4 CHI loss, Oct. 6, 1999 @ VAN

Milestones Achieved:


300th NHL game, Mar. 31, 2008 w/ATL @ TB

McCARTHY VS. NHL

Team	GP	G	A	Pts.	PIM
Anaheim	10	0	0	0	4
Atlanta	1	0	0	0	0
Boston	12	1	3	4	6
Buffalo	9	1	2	3	6
Calgary	16	1	2	3	10
Carolina	14	1	1	2	6
Chicago	3	0	1	1	0
Colorado	15	0	1	1	6
Columbus	9	0	0	0	21
Dallas	9	0	0	0	2
Detroit	11	0	0	0	4
Edmonton	10	0	2	2	4
Florida	12	2	2	4	8
Los Angeles	9	1	0	1	0
Minnesota	13	0	0	0	6
Montreal	4	0	0	0	0
Nashville	14	0	2	2	2
New Jersey	7	1	1	2	8
NY Islanders	11	1	1	2	6
NY Rangers	7	0	1	1	7
Ottawa	9	1	2	3	0
Philadelphia	10	0	0	0	4
Phoenix	10	0	1	1	10
Pittsburgh	10	1	1	2	19
San Jose	7	0	2	2	2
St. Louis	14	0	5	5	7
Tampa Bay	15	4	5	9	4
Toronto	9	0	1	1	4
Vancouver	9	1	0	1	4
Washington	13	1	2	3	8
NHL Totals	302	17	38	55	168



the Blackhawks, registering 1-3=4 points...**2002-03:** Appeared in his fourth NHL season with Chicago, collecting 1-4=5 points in a then career-high 57 games... appeared in his 100th NHL game, Mar. 19 vs. ANA... posted 1-6=7 points in 19 regular season games with Norfolk (AHL)...added 0-4=4 points in nine AHL play-off contests...**2001-02:** Appeared in his third NHL season with Chicago, going scoreless in three games... spent the rest of the season with Norfolk, recording 7-21=28 points in 77 games...finished second among Admirals defensemen in goals, assists and points...notched one goal in four Calder Cup Playoff games...**2000-01:** Appeared in his second NHL season with Chicago, registering 0-5=5 points in 44 games...set career bests in assists and points (0-2=2) in a 6-2 victory, Feb. 16 vs. STL...also played in seven games with Norfolk, collecting 0-4=4 points...**1999-00:** Appeared in his first NHL season, earning 1-1=2 points in five games with Chicago...tallied hit first NHL goal (Weekes) in his second career game, Oct. 6 @ VAN...made his NHL debut and recorded his first point (assist), Oct. 4 @ S.J...was returned to Kootenay on Oct. 18 for the remainder of the WHL season...**Miscellaneous:** Represented Team Canada on three occasions, including the 2000



and 2001 World Junior Championships...served as team captain for bronze-medal winning Canadian squad at the 2001 World Junior Championships in Moscow and Podolsk, Russia, notching 1-1=2 points in seven games...helped Canada capture bronze at the 2000 World Junior Championships in Skellefte and Uma, Sweden, collecting 0-2=2 points in seven games...led Canada to gold at the 1998 Four Nations Under-18 Tournament in the Czech Republic, registering 0-1=1 point in three games...played four WHL seasons with Edmonton and Kootenay from 1997-00, registering 43-85=128 points in 154 career games...participated in the 1999 and 2000 WHL All-Star Games.

PERSONAL:

He and his wife, Melissa, have one daughter, Morgan, and one son, Jack...if he was not playing hockey, he would be a firefighter...enjoys fishing in his spare time... spends his off-seasons in Chicago... lists his favorite hockey memory as playing in his first NHL game...was a fan of Bobby Orr growing up...is active with the Boys and Girls Clubs of America.

REGULAR SEASON

PLAYOFFS

Season	Team	League	GP	G	A	Pts.	PIM	+/-	GP	G	A	Pts.	PIM
1996-97	Trail	BCHL	57	25	52	77	81	-	-	-	-	-	-
	Edmonton	WHL	2	0	0	0	0	-	-	-	-	-	-
1997-98	Edmonton	WHL	58	11	29	40	59	-	-	-	-	-	-
1998-99	Kootenay	WHL	57	19	33	52	79	-	-	-	-	-	-
1999-00	CHICAGO	NHL	5	1	1	2	4	0	-	-	-	-	-
	Kootenay	WHL	37	13	23	36	36	-	-	-	-	-	-
2000-01	Norfolk	AHL	7	0	4	4	2	-	-	-	-	-	-
	CHICAGO	NHL	44	0	5	5	8	-7	-	-	-	-	-
2001-02	CHICAGO	NHL	3	0	0	0	2	-1	-	-	-	-	-
	Norfolk	AHL	77	7	21	28	37	-	2	0	3	3	2
2002-03	Norfolk	AHL	19	1	6	7	14	-	9	0	4	4	0
	CHICAGO	NHL	57	1	4	5	23	-1	-	-	-	-	-
2003-04	CHICAGO	NHL	25	1	3	4	8	-9	-	-	-	-	-
2004-05			DID NOT PLAY										
2005-06	VANCOUVER	NHL	51	2	4	6	43	+3	-	-	-	-	-
	ATLANTA	NHL	16	7	3	10	8	0	-	-	-	-	-
2006-07	ATLANTA	NHL	46	4	12	16	24	+4	-	-	-	-	-
2007-08	ATLANTA	NHL	55	1	6	7	48	-23	-	-	-	-	-
2008-09	Ufa Salavat Yulayev	KHL	18	0	0	0	16	-	-	-	-	-	-
NHL Totals			302	17	38	55	168	-34	-	-	-	-	-



SCOTT NIEDERMAYER

Shoots	Left	Ht	6-1	Wt	194	Age	36; turns 37 on August 31, 2010
Born	August 31, 1973; Edmonton, Alberta			Hometown	Cranbrook, British Columbia		
Acquired	Signed as a free agent, August 4, 2005						
Drafted	By New Jersey in the first round (third overall) of the 1991 NHL Entry Draft						
2008-09 REAL TIME	TOI/GM		SHFT/GM		FO% (FW/FL)		
	26:55		26.9		0% (0/1)		

2008-09:

Appeared in his 18th NHL season and fourth with Anaheim, becoming the all-time franchise leader among defensemen in scoring, goals and assists... played in all 82 games for just the second time in his career (also 2005-06 with Anaheim)...the only other Duck to appear in every game in 2008-09 was Chris Pronger...ended the season ranked tied for third in the NHL in scoring and assists among defensemen...overall, was third in the NHL in total TOI (2,182:29) and avg. TOI (26:56)...among team leaders, finished first in takeaways (75), second in assists and blocked shots (77), and third in scoring...also ranked second among all NHL defensemen in scoring from Jan. 1 (9-31=40)...had a trio of season-high three-point games, including Mar. 31 @ EDM (1-2=3), Mar. 22 vs. PHX (1-2=3) and Jan. 31 @ COL (1-2=3)...scored his second OT goal of the season on Mar. 11 vs. VAN, marking the 12th of his career and extending his all-time OT goals record by a defenseman in NHL history...scored his 46th goal as a Duck, surpassing Oleg Tverdovsky for the all-time franchise lead in goals by a defenseman, Mar. 8 vs. MIN...collected his 200th point as a Duck (goal), Feb. 28 @ DAL...notched a season-high two

goals, including his 11th career OT goal in a 2-1 victory, Feb. 11 vs. CGY...led the NHL in assists in January and ranked tied for third in overall scoring (1-16=17)...also paced all defensemen in January scoring...capped the month with a season-high five-goal point and assist streak (1-8=9), Jan. 20-31...was voted a starter for the Western Conference in the 2009 All-Star Game...registered an assist in his fifth career All-Star appearance, Jan. 25 @ MTL...recorded his 500th career assist in a season-high 32:16 TOI, Jan. 2 vs. PHI...earned his 171st point as a Duck (assist) to become Anaheim's leading all-time defenseman scorer, Dec. 3 @ CHI...collected two assists, becoming Anaheim's all-time leader in assists by a defenseman (127), Oct. 29 vs. DET...was named team captain on Oct. 7...**PLAYOFFS:** Appeared in his 15th Stanley Cup Playoffs, collecting 3-7=10 points in 13 games...earned a point in nine of his 13 appearances, including points in five of his last six games (2-3=5)...ranked tied for third on the Ducks in postseason scoring...scored his eighth career postseason GWG in Game 3 of the CSF, May 5 vs. DET...the marker moved him in a share of second place with Scott Stevens and

NHL HIGHLIGHTS

NHL Career Hat Tricks:

None

NHL Career Multiple-Point Games:

134 (11 multiple-goal, 88 multiple-assist)

NHL Career Highs:

Goals: 2, 12 times (last: Feb. 11, 2009 vs. CGY)

Assists: 3, four times (last: Mar. 16, 2007 vs. CHI)

Points: 3, 18 times (last: Mar. 31, 2009 @ EDM; 1-2=3)

PIM: 29, Nov. 30, 1996 w/NJ vs. NYR

Shots: 8, four times (last: Dec. 16, 2007 vs. SJ)

TOI: 35:51, Jan. 9, 2007 @ NSH

Plus/Minus: +5, Dec. 14, 1999 w/NJ vs. LA

Goal Streak: Two games, 13 times (last: Mar. 8-11, 2009; 2-0=2)

Assist Streak: Eight games, Dec. 26, 2006-Jan. 11, 2007 (2-10=12)

Point Streak: Eight games, Dec. 26, 2006-Jan. 11, 2007 (2-10=12)

Penalty Shots: 1-for-3 (last: Mar. 5, 2006 vs. CBJ; no goal vs. Leclaire)

First NHL Game:

In a 4-2 NJ loss, Oct. 16, 1991 vs. NYR

First NHL Point:

An assist in a 4-2 NJ loss, Oct. 16, 1991 vs. NYR

First NHL Goal:

A goal (Hayward) in a 6-1 NJ win, Nov. 7, 1992 @ SJ

Milestones Achieved:

- 1,100th NHL game, Apr. 5, 2008 @ LA
- 200th game as a Duck, Mar. 12, 2008 vs. VAN
- 500th NHL assist, Jan. 2, 2009 vs. PHI
- 600th NHL point, Mar. 16, 2007 vs. CHI
- 200th point as a Duck, Feb. 28, 2009 @ DAL

Milestones Within Reach:

- 8 points to 700 NHL points
- 9 appearances to 300 games as a Duck
- 17 appearances to 1,200 NHL games
- 34 assists to 200 assists as a Duck

NIEDERMAYER VS. NHL

Team	GP	G	A	Pts.	PIM
Anaheim	17	3	7	10	8
Atlanta	21	0	11	11	8
Boston	48	10	17	27	16
Buffalo	45	4	21	25	31
Calgary	34	12	7	19	26
Carolina	47	4	21	25	25
Chicago	34	3	18	21	20
Colorado	45	6	16	22	28
Columbus	19	3	13	16	26
Dallas	44	13	19	32	30
Detroit	33	4	13	17	22
Edmonton	31	3	20	23	18
Florida	44	4	19	23	46
Los Angeles	42	5	25	30	54
Minnesota	19	5	8	13	8
Montreal	49	3	19	22	28
Nashville	22	2	11	13	6
New Jersey	3	0	3	3	4
NY Islanders	62	7	25	32	29
NY Rangers	67	7	28	35	67
Ottawa	47	7	11	18	20
Philadelphia	63	11	32	43	20
Phoenix	44	6	26	32	26
Pittsburgh	51	5	23	28	22
San Jose	46	7	28	35	44
St. Louis	34	6	13	19	14
Tampa Bay	49	6	27	33	18
Toronto	33	2	12	14	16
Vancouver	32	7	16	23	36
Washington	58	7	21	28	30
NHL Totals	1183	162	530	692	746




DEFENSEMAN 27

Paul Coffey on the NHL's all-time GWG list among defensemen...with his assist in Game 2 of the CSF on May 3 @ DET, surpassed Paul Kariya for sole possession of third place in franchise playoff scoring...tied a playoff career high with 0-2=2 assists in Game 5 of the CQF, Apr. 25 @ SJ.

CAREER:

Has won four Stanley Cup championships...won the gold medal with Canada at the 2002 Olympic Winter Games in Salt Lake City...is the highest scoring defenseman in New Jersey Devils' history...has appeared in five NHL All-Star Games: 1998, 2001, 2004, 2008 (did not play in 2007 due to injury)...in addition to the Stanley Cups and Olympic Winter Games gold medal, has also won a World Championship, the World Cup, the Memorial Cup and a World Junior title...is the only player in hockey history to have won all six titles...has appeared in at least 81 games six times in his 18-year NHL career...his 12 career OT goals are the most by a defenseman in NHL history...has a +47 mark over the past six NHL seasons...signed a one-year contract



through the 2009-10 NHL season with the Ducks, July 1, 2009...originally inked a four-year contract with Anaheim, Aug. 4, 2005...**2007-08:** Appeared in his 17th NHL season, third with Anaheim...played in all six CQF games vs. DAL, scoring 0-2=2 points...returned to the lineup for the final 48 games of the regular season after missing the first 34 contests while contemplating retirement...upon his return on Dec. 16, the Ducks posted a 32-12-4 record to lead the NHL in win percentage (.708) for the duration of the regular season...was named to his fifth All-Star Team and his second with Anaheim on Jan. 22...scored a goal and earned a +5 rating for the Western Conference in the 2008 All-Star Game, Jan. 27 @ ATL...recorded a season-best four-game point streak (1-5=6), Jan 7-15...appeared in his 1,100th NHL contest, Apr. 5 @ LA...appeared in his 200th game as a Duck, Mar. 12 vs. VAN...collected an assist on Feb. @ NJ, marking his first game in NJ since signing with the Ducks prior to the 2005-06 season...made his 2007-08 debut on Dec. 16 vs. SJ, tying a career high with

REGULAR SEASON

PLAYOFFS

Season	Team	League	GP	G	A	Pts.	PIM	+/-	GP	G	A	Pts.	PIM
1989-90	Kamloops	WHL	64	14	55	69	64	-	17	2	14	16	35
1990-91	Kamloops	WHL	57	26	56	82	52	-	-	-	-	-	-
1991-92	Kamloops	WHL	35	7	32	39	61	-	17	9	14	23	28
	NEW JERSEY	NHL	4	0	1	1	2	+1	-	-	-	-	-
1992-93	NEW JERSEY	NHL	80	11	29	40	47	+8	5	0	3	3	2
1993-94	NEW JERSEY	NHL	81	10	36	46	42	+34	20	2	2	4	8
1994-95	NEW JERSEY	NHL	48	4	15	19	18	+19	20	4	7	11	10
1995-96	NEW JERSEY	NHL	79	8	25	33	46	+5	-	-	-	-	-
1996-97	NEW JERSEY	NHL	81	5	30	35	64	-4	10	2	4	6	6
1997-98	NEW JERSEY	NHL	81	14	43	57	27	+5	6	0	2	2	4
1998-99	Utah Grizzlies	IHL	5	0	2	2	0	-	-	-	-	-	-
	NEW JERSEY	NHL	72	11	35	46	26	+16	7	1	3	4	18
1999-00	NEW JERSEY	NHL	71	7	31	38	48	+19	22	5	2	7	10
2000-01	NEW JERSEY	NHL	57	6	29	35	22	+14	21	0	6	6	14
2001-02	NEW JERSEY	NHL	76	11	22	33	30	+12	6	0	2	2	6
	Canada	Olympics	6	1	1	2	4	-	-	-	-	-	-
2002-03	NEW JERSEY	NHL	81	11	28	39	62	+23	24	2	16	18	16
2003-04	NEW JERSEY	NHL	81	14	40	54	44	+20	5	1	0	1	6
2005-06	ANAHEIM	NHL	82	13	50	63	96	+8	16	2	9	11	14
2006-07	ANAHEIM	NHL	79	15	54	69	86	+6	21	3	8	11	26
2007-08	ANAHEIM	NHL	48	8	17	25	16	-2	6	0	2	2	4
2008-09	ANAHEIM	NHL	82	14	45	59	70	-8	13	3	7	10	11
NHL Totals			1183	162	530	692	746	+176	202	25	73	98	155
Anaheim Totals			291	50	166	216	268	+4	56	8	26	34	55

SCOTT NIEDERMAYER

eight shots on net...was placed on the active roster on Dec. 15 after announcing his return to the Ducks 10 days earlier...**2006-07:** Won the Conn Smythe Trophy as the most valuable player of the Stanley Cup Playoffs...among playoff leaders, ranked first in OT goals (2), third in defenseman scoring, fifth in avg. TOI and tied for fifth in GWG (2)...tied for the most OT goals by a defenseman in one playoff year (also Wallin, with CAR, 2002; Chelios, with CHI, 1995; Reise, Jr., with DET, 1950)...joined brother Rob to become the first set of brothers to win the Stanley Cup together since Brent and Duane Sutter won with the NY Islanders...scored the series-clinching OT goal and registered a game-high 41:40 TOI in Game 5 of the CSF, May 3 vs. VAN...finished the regular season leading all NHL defensemen in scoring for the first time in his career, which also marked the first time a Ducks defenseman had done so...set career highs in goals, assists and points...his assist and point totals also broke club records he established in 2005-06...was a finalist for the James Norris Memorial Trophy for the third consecutive season...was named a starter for the 2007 NHL All Star Game, but did not play due to a stress fracture in his foot...

scored his career-high 15th goal of the season, Apr. 4 vs. SJ...scored the GWG in OT on Mar. 23 vs. DAL, the 10th OT goal of his career...had three assists in consecutive games: Mar. 14 vs. CBJ and Mar. 16 vs. CHI, marking the third and fourth times in his career he had three assists in one game (ties career high)...his second assist in the Mar. 16 contest vs. CHI was his 600th NHL point...missed three games with a stress fracture in his foot, Jan. 28-Feb. 3...had a club-record eight-game assist streak (2-10=12) from Dec. 26, 2006-Jan. 11, 2007, the longest point streak of his career and by a defenseman in club history...set a franchise record and career high with 35:51 TOI, Jan. 9 @ NSH...appeared in his 1,000th career NHL game, Nov. 28 @ EDM...**2005-06:** Was a finalist for the Norris Trophy...was tied for fourth among NHL defensemen in playoff scoring (11)...led all skaters in TOI in nine of 16 playoff games...led the Ducks in playoff TOI (28:53)...was named to the NHL's First All-Star Team following the season...scored the GWG in Game 6 of the CQF, May 1 vs. CGY...in the regular season, set then single-season career highs for assists (50) and points (63)...was sixth in the NHL in points and tied for fourth in assists among defensemen...



finished eighth in the NHL in avg. TOI (25:30)...led the Ducks in TOI and PPA (26), ranked second in assists and third in PPP (35)...was one of four Ducks players to appear in all 82 games...collected two assists, including the 400th of his career on Mar. 7 vs. SJ...scored the OT-GWG (an NHL record ninth of his NHL career) and had two assists, Jan. 30 vs. LA...collected his 500th career point (assist), Dec. 20 @ SJ...earned an assist in his 900th career NHL game, Oct. 23 vs. PHX...was named the sixth captain in team history on Oct. 3...**2003-04:** Won the James Norris Memorial Trophy as the league's top defenseman and was selected to the NHL's First All-Star Team...finished the regular season tied for second among NHL defensemen in scoring...was third on the Devils in scoring...voted by fans as a starter for 2004 All-Star Game...served as Eastern Conference captain and registered one assist...was named the fastest skater during the *SuperSkills* competition...was also named Devils MVP by teammates...finished first among Devils defensemen, second overall, with a +20 mark...was Devils captain from Jan. 9 through end of the season...scored two goals on Oct. 8 @ BOS, his 99th and 100th career goals...**2002-03:** Was tied for first in NHL postseason scoring with 2-16=18 points while winning his third Stanley Cup...also led the NHL with 16 postseason assists...faced brother Rob in the Final, making the Niedermayers the first siblings to face each other in the SCF since 1946 (Terry Reardon, Boston & Ken Reardon, Montreal)...in the regular season, played his 800th NHL game on Mar. 15 vs. NYR...was tied for first on the team with a +23 mark...became the Devils' all-time point leader among defensemen with an assist, Feb. 5 @ WSH...scored his 400th career point with an assist, Jan. 15 vs. NYI...notched two assists, including the 300th of his career on Nov. 15 vs. MTL...**2001-02:** Played in his 700th career NHL game, Jan. 23 @ FLA...became the Devils' all-time goal scoring defenseman with a goal, Apr. 13 @ WSH...**2000-01:** Collected six assists in 21 playoff games before losing to COL in Game 7 of the SCF...played in his 600th career NHL game, Nov. 25 @ SJ...five of his six goals were game winners...represented North America at the All-Star Game and was a +5...**1999-00:** Recorded 5-2=7 points in 22



playoff games as he won his second Stanley Cup...became the only Devils defenseman to lead the team in scoring over five consecutive seasons...had a seven-game point streak (3-6=9 points), Nov. 25-Dec. 9...recorded his 300th point (goal) with 1-1=2 points, Jan. 1 @ BOS...**1998-99:** Scored 1-3=4 points in seven playoff games...scored on his first penalty shot goal (Theodore) on Nov. 11 vs. MTL, which also marked his first SHG...collected 1-2=3 points to reach and surpass 200 career assists in his 500th career NHL game, Feb. 17 vs. TB...**1997-98:** Earned two assists in six playoff games...appeared in his first NHL All-Star Game...ranked tied for second among NHL defensemen in scoring...recorded his 200th career NHL point with two assists, Dec. 12 vs. MTL...was named to the NHL Second All-Star Team...**1996-97:** Collected 2-4=6 points in 10 playoff games...appeared in his 300th career NHL game, Oct. 26 @ TB...three of his five goals were game winners...**1995-96:** Was stopped by Ken Wregget on his first career penalty shot attempt, Feb. 7 vs. PIT...**1994-95:** Scored 4-7=11 points in 20 postseason games, leading all team defensemen in scoring in the Devils' first Stanley Cup run...played in his 200th career NHL game, Apr. 4 vs. TB...**Miscellaneous:** At 18 years, one month and 15 days, became youngest Devil ever to appear in a game...won the Memorial Cup with Kamloops in 1992...posted 2-5=7 points in finals vs. Sault Ste. Marie...was only eligible for 1991 NHL Entry Draft by 17 days.

PERSONAL:

Scott and his wife Lisa have four sons: Logan, Jackson, Josh and Luke...the family spends their offseasons in Cranbrook, British Columbia...enjoys any activity that involves the outdoors, including mountain biking and camping...learned how to surf two summers ago...if he could shop in only one clothing store, he'd pick Patagonia...welcomed the Stanley Cup to Cranbrook with brother Rob in August 2007...a helicopter dropped off the duo near the peak of Bull Mountain where they took their dream photo with the Stanley Cup together on top of a glacier.



PETTERI NOKELAINEN

Shoots	Right	Ht	6-1	Wt	194	Age	23; turns 24 on January 16, 2010	
Born	Jan. 16, 1986; Imatra, Finland				Hometown	Imatra, Finland		
Acquired	From Boston in exchange for Steve Montador, Mar. 4, 2009							
Drafted	By the New York Islanders in the first round (16th overall) of the 2004 NHL Entry Draft							
2008-09 REAL TIME	TOI/GM		SHFT/GM		FO% (FW/FL)			
	11:15		15.5		53.4% (156/136)			

2008-09:

Appeared in his third NHL season, his first with Anaheim...set a career high with five assists... appeared in all 17 Ducks games following his acquisition from Boston on Mar. 4...earned 4-4=8 points with a +5 rating in his final 19 games with Anaheim and Boston...was plus-or-even in 16 of 17 games with Anaheim (+3)...scored all four goals in his final 15 contests from Mar. 11-Apr. 11...tied a season high with points in consecutive games (1-1=2) from Apr. 5-10...scored his first career SHG against Brian Boucher, Apr. 5 vs. SJ...tied a career high with 1-1=2 points (second time) and established a personal best with five shots on net in a 7-2 win, Mar. 25 @ COL... logged a career-high 19:28 TOI in a 2-1 shootout victory, Mar. 24 @ NSH...scored his first goal as a Duck and the fifth of his career in a 4-3 victory, Mar. 11 vs. VAN...made his Anaheim debut on Mar. 6 vs. DAL, recording 9:45 TOI...at the time of the trade, ranked among Boston leaders in faceoffs (62.1%; 54-for-87) while averaging 9:40 TOI and 12.9 shifts-per-game... earned assists in a career-high two consecutive games (0-2=2), Feb. 7-10...appeared in his 100th career NHL game, Jan. 19 vs. STL...notched his first point of the season (assist), Dec. 12 @ ATL...missed eight games with an eye injury from Feb. 13-Mar. 3

NHL HIGHLIGHTS

NHL Career Hat Tricks:

None

NHL Career Multiple-Point Games:

2 (0 multiple-goal, 0 multiple-assist)

NHL Career Highs:

Goals: 1, 12 times (last: Apr. 5, 2009 vs. SJ)

Assists: 1, nine times (last: Apr. 10, 2009 vs. DAL)

Points: 2, two times (last: Mar. 25, 2009 @ COL; 1-1=2)

PIM: 9, Mar. 9, 2008 w/BOS @ NYR

TOI: 19:28, Mar. 24, 2009 @ NSH

Shots: 5, Mar. 25, 2009 @ COL

Plus/Minus: +3, Mar. 25, 2008 w/BOS @ TOR

Goal Streak: None

Assist Streak: Two games, Feb. 7-10, 2009 (0-2=2)

Point Streak: Three games, Mar. 20-25, 2008 (1-2=3)

Penalty Shots: None

First NHL Game:

In a 6-4 NYI loss, Oct. 5, 2005 @ BUF

First NHL Point:

A goal in a 5-3 NYI win, Oct. 13, 2005 @ WSH

First NHL Goal:

A goal (Johnson) in a 5-3 NYI win, Oct. 13, 2005 @ WSH

Milestones Achieved:

100th NHL game, Jan. 19, 2009 w/BOS vs. STL

and 10 games with an upper body injury from Dec. 13-Jan. 3...suffered the eye injury on Feb. 10 vs. SJ...**PLAYOFFS:** Appeared in nine of Anaheim's 13 playoff games, missing four with an upper body injury...made his Anaheim postseason debut in Game 1 of the CQF on Apr. 16 @ SJ, recording 10:17 TOI.

CAREER:

Was originally selected by the New York Islanders in the first round (16th overall) of the 2004 NHL Entry Draft...was traded to Boston for Ben Walter and a conditional 2009 draft pick, Sept. 11, 2007...**2007-08:** Appeared in his second NHL season, his first with Boston...made his Stanley Cup Playoffs debut with the Bruins, collecting 0-2=2 points in seven games...appeared in his first NHL playoff game on Apr. 10 @ MTL and recorded his first NHL playoff point with an assist on Apr. 12 @ MTL...during the regular season, won 152-of-288 faceoffs (52.8%)...recorded a career-high three-game point streak (1-2=3), Mar. 22-25... capped the streak with a career-high +3 rating, Mar. 25 @ TOR...earned his second career GWG in a 3-1 victory over his former team, Dec. 3 @ NYI...played his first game with Boston on Nov.

NOKELAINEN VS. NHL

Team	GP	G	A	Pts.	PIM
Anaheim	-	-	-	-	-
Atlanta	6	1	1	2	6
Boston	1	0	0	0	0
Buffalo	11	0	0	0	2
Calgary	1	0	0	0	0
Carolina	5	0	0	0	0
Chicago	-	-	-	-	-
Colorado	2	1	1	2	2
Columbus	1	0	1	1	0
Dallas	3	0	1	1	0
Detroit	1	0	0	0	2
Edmonton	3	0	0	0	2
Florida	5	0	0	0	0
Los Angeles	-	-	-	-	-
Minnesota	3	0	0	0	0
Montreal	10	2	1	3	4
Nashville	3	0	0	0	0
New Jersey	4	0	0	0	0
NY Islanders	6	1	0	1	2
NY Rangers	6	0	0	0	9
Ottawa	8	0	0	0	0
Philadelphia	5	0	1	1	2
Phoenix	3	1	0	1	2
Pittsburgh	6	3	0	3	0
San Jose	4	1	1	2	0
St. Louis	2	0	0	0	0
Tampa Bay	4	0	0	0	2
Toronto	9	0	1	1	2
Vancouver	3	1	0	1	0
Washington	7	1	1	2	2
NHL Totals	122	12	9	21	39




4 vs. OTT, representing his first NHL game since Apr. 2, 2006 while with the Islanders...did not dress for 11 games and missed two games with the flu... began the season with Boston's AHL affiliate in Providence, appearing in eight games before his Nov. 4 recall to the NHL for the remainder of the season...returned to Providence at the end of Boston's postseason run for the Calder Cup Playoffs and added 4-1=5 points in six games...**2006-07:** Spent the entire season with the Islanders' AHL affiliate in Bridgeport where he had 6-10=16 points in 60 games...was sidelined for a portion of the season with a broken finger...**2005-06:** Appeared in only 15 games during his first NHL season due to knee surgery...opened the season with 1-1=2 points in 12 games before undergoing the surgery...played in his first NHL game on Oct. 5 @ BUF and recorded his first NHL points with a two-point effort (1-1=2) on Oct. 13 @ WSH...returned from the injury at the end of March to play three additional games...

Miscellaneous: Played two full seasons in Finland with SaiPa Lappeenranta, scoring 20-9=29 points and 52 PIM in 94 career games... led the World U-18 tournament in scoring in 2004 with 5-6=11 points in six games for Finland...played for

Finland in two World Junior tournaments, including 2004 (1-0=1 points in seven games) and 2005 (1-4=5 point in six games).


PERSONAL:

Full name is Antti Petteri Nokelainen...graduated from high school in his hometown of Imatra in 2005...plays tennis and soccer in the off-season... enjoys to cook, most often fish, when eating at home...his first job growing up was cutting lawns in his hometown...favorite NHL player growing up was current teammate Teemu Selanne...his favorite athlete outside of hockey is Roger Federer...enjoys "Two and a Half Men" and "Entourage" when watching TV...enjoys The Cannery in Newport Beach, citing the sea bass as his favorite meal.



REGULAR SEASON PLAYOFFS

Season	Team	League	GP	G	A	Pts.	PIM	+/-	GP	G	A	Pts.	PIM
2002-03	SaiPa Lappeenranta	Finland	2	1	0	1	2	-	-	-	-	-	-
2003-04	SaiPa Lappeenranta	Finland	40	4	4	8	16	-	-	-	-	-	-
2004-05	SaiPa Lappeenranta	Finland	52	15	5	20	34	-	-	-	-	-	-
2005-06	NY ISLANDERS	NHL	15	1	1	2	4	-1	-	-	-	-	-
2006-07	Bridgeport	AHL	60	6	10	16	51	-11	-	-	-	-	-
2007-08	BOSTON	NHL	57	7	3	10	19	0	7	0	2	2	4
	Providence	AHL	8	3	5	8	4	-1	6	4	1	5	0
2008-09	BOSTON	NHL	33	0	3	3	10	-1	-	-	-	-	-
	ANAHEIM	NHL	17	4	2	6	6	+3	9	0	0	0	2
NHL Totals			122	12	9	21	39	+1	16	0	2	2	6
AHL Totals			68	9	15	24	55	-12	6	4	1	5	0



GEORGE PARROS

Shoots	Right	Ht	6-5	Wt	222	Age	29; turns 30 on Dec. 29, 2009
Born	Dec. 29, 1979; Washington, Pennsylvania			Hometown	Randolph, New Jersey		
Acquired	From Colorado with the option to exchange third-round selections in the 2007 NHL Entry Draft in exchange for a second-round selection in the 2007 NHL Entry Draft, Nov. 13, 2006						
Drafted	By Los Angeles in the eighth round (222nd overall) of the 1999 Entry Draft						
2008-09 REAL TIME	TOI/GM	SHFT/GM	FD% (FW/FL)				
	6:15	8.6	0.0% (0/3)				

2008-09:

Appeared in his fourth NHL season, third with Anaheim...set a career high for games played in a season with 74, surpassing his previous best by five...also set career highs in goals, assists and points (5-5=10)...recorded a plus-or-even rating in 66 of his 74 appearances...led the Ducks in PIM (135) and tied for fourth in plus/minus (+8)...was nominated as Anaheim's candidate for the Bill Masterton Trophy, awarded each year to the NHL player who "best exemplifies the qualities of perseverance, sportsmanship and dedication to hockey"...appeared in his career-high 70th game of the season on Apr. 2 @ VAN...logged 11:25 TOI, six seconds short of a career best, Mar. 25 @ COL...scored his fifth goal of the season, Mar. 22 vs. PHX...appeared in his 200th career NHL contest, Jan. 16 @ PIT...collected his career-high fifth assist of the season, Dec. 14 vs. MIN...posted a career-tying two-game point streak (1-2=3), Dec. 7-10...scored his career-high third goal of the season, Dec. 10 vs. STL...earned a career-high two assists (0-2=2) on Dec. 7 vs. CBJ, giving him a personal-best seven points on the campaign...missed two games with an eye abrasion, Nov. 2-4...tallied his second goal of the campaign, Oct. 21 @ TOR...scored his first goal of 2008-09 and fifth of his career, Oct. 12 vs. PHX...

PLAYOFFS: Made his third consecutive postseason appearance (all with Anaheim)...played in seven contests, including all six of the Ducks' Western Conference Quarterfinal games

vs. top-seeded San Jose...helped the Ducks become the fifth team to upset the NHL's best regular season team (by standings points) in the first round since the Expansion Era began (1967-68 season)...recorded postseason-high three shots on net in Game 6 of the CQF, Apr. 27 vs. SJ...registered a game-high five hits in Game 2 of the CQF, Apr. 19 @ SJ.

CAREER:

Signed a three-year contract extension with Anaheim through the 2011-12 season, Jan. 29, 2009...**2007-08:** Led the club in PIM for the second consecutive season (183)...logged a career-high 11:31 TOI, Apr. 6 vs. PHX...appeared in his 100th contest as a Duck, Apr. 5 @ LA...missed four games with a bruised knee, Jan. 13-18...scored his first goal of the season and fourth of his career, Dec. 29 @ CGY...played in his 100th career NHL game, Oct. 25 vs. PHX...recorded his first point of the season (assist) in a 3-1 Ducks victory, Oct. 17 vs. NSH...**2006-07:** Played in his second NHL season, first with Anaheim...appeared in five playoff games, recording one shot and 10 PIM en route to his first Stanley Cup championship...led the team in PIM (102) during the regular season...scored his first goal as a Duck on Mar. 28 @ CHI...made his Anaheim debut on Nov. 15 vs. PHI...played two games with COL...made his COL debut on Oct. 25 vs. WSH...

NHL HIGHLIGHTS

NHL Career Hat Tricks:

None

NHL Career Multiple-Point Games:

2 (0 multiple-goal, 2 multiple-assist)

NHL Career Highs:

Goals: 1, nine times (last: Mar. 22, 2009 vs. PHX)

Assists: 2, Dec. 7, 2008 vs. CBJ

Points: 2, two times (last: Dec. 7, 2008 vs. CBJ; 0-2=2)

PIM: 19, Mar. 5, 2008 @ CHI

TOI: 11:31, Apr. 6, 2008 vs. PHX

Shots: 3, five times (last: Jan. 28, 2009 vs. CHI)

Plus/Minus: +2, Oct. 20, 2005 w/LA @ DAL

Goal Streak: None

Assist Streak: Two games, Oct. 20-23, 2005 (1-2=3)

Point Streak: Two games, two times (last: Dec. 7-10, 2008; 1-2=3)

Penalty Shots: None

First NHL Game: In a 5-4 LA loss, Oct. 5, 2005 @ DAL

First NHL Point: An assist in a 2-1 LA win, Oct. 9, 2005 vs. MIN

First NHL Goal:

A goal (Hedberg) in a 7-2 LA win, Oct. 20, 2005 @ DAL

Milestones Achieved:

200th NHL game, Jan. 16, 2009 @ PIT

100th game as a Duck, Apr. 5, 2008 @ LA

500th penalty minute, Feb. 2, 2009 vs. BUF

Milestones Within Reach:

25 appearances to 200 games as a Duck

68 appearances to 300 NHL games

PARROS VS. NHL

Team	GP	G	A	Pts.	PIM
Anaheim	5	0	0	0	28
Atlanta	3	0	0	0	0
Boston	3	0	0	0	7
Buffalo	4	0	0	0	20
Calgary	14	1	1	2	57
Carolina	2	0	0	0	0
Chicago	13	1	1	2	51
Colorado	12	1	0	1	17
Columbus	15	0	2	2	34
Dallas	16	1	1	2	36
Detroit	7	0	0	0	5
Edmonton	14	0	0	0	51
Florida	1	0	0	0	0
Los Angeles	19	0	0	0	35
Minnesota	9	0	2	2	11
Montreal	1	0	1	1	0
Nashville	11	0	1	1	21
New Jersey	3	0	0	0	5
NY Islanders	1	0	0	0	0
NY Rangers	3	0	1	1	5
Ottawa	2	0	0	0	5
Philadelphia	3	0	0	0	12
Phoenix	19	2	1	3	17
Pittsburgh	1	0	0	0	0
San Jose	22	1	0	1	51
St. Louis	12	1	0	1	43
Tampa Bay	3	0	0	0	7
Toronto	2	1	0	1	5
Vancouver	9	0	0	0	25
Washington	3	0	1	1	10
NHL Totals	232	9	12	21	558




missed nine games due to a bruised shoulder, Oct. 4-23... was claimed on waivers by COL one day before the Oct. 3 season opener...**2005-06:** Led all Kings rookies with 55 games played...ranked second on the club in PIM (138) and penalty majors (18)...recorded four of his five points in October and was a +5 for the month...made his NHL debut, Oct. 5 @ DAL...recorded his first career NHL goal and "Gordie Howe Hat Trick" (goal, assist and fighting major), Oct. 20 @ DAL...collected his second goal of the season, Jan. 21 vs. SJ...had a plus-or-even rating in 49 of his 55 games...logged a season-high 10:55 TOI, Nov. 13 @ CBJ...missed 21 games with an ankle sprain (Nov. 19-Dec. 19 and Dec. 29-Jan. 9)...**2004-05:** Appeared in 67 games with Manchester (AHL), finishing second in PIM (247)... set career highs in goals, assists and points...recorded four PPG and four GWG...played in six Calder Cup Playoff games with Manchester...**2003-04:** Appeared in his first full professional season with Manchester, recording 3-6=9 points with 126 PIM in 57 games...scored his first professional goal, Nov. 29 vs. Providence...**2002-03:** Made his professional debut with Manchester after completing his senior season at Princeton University, recording 0-1=1 point in nine appearances...with Princeton, earned 0-7=7 points with 29 PIM in 22 games...**2001-02:** In his junior season at Princeton, recorded a career-high 9-13=22 points in 31 games...finished second on the team in scoring...**2000-01:** Appeared in 31 games during his sophomore year, earning 7-10=17 points with 17 PIM...finished the season tied for third on the team in assists...**1999-00:** In his freshman year at Princeton, recorded 4-2=6 points in 27

games...**Miscellaneous:** Was a three-time member of the ECAC All-Academic Team...recorded 20-32=52 points with 119 PIM in 111 career games at Princeton...became just the seventh Princeton Tiger to play in an NHL game.

PERSONAL:

Resides in Hermosa Beach...married his wife Tiffany in September...donates his hair once a year as part of the annual George Parros Cut for the Kids, which most recently benefited the Childhood Leukemia Foundation...also involved with the Garth Brooks Foundation...with teammate Bobby Ryan, visited Fort Irwin army national training center last summer visiting with the troops while also taking in a war combat simulation...considers himself a whiz at the barbeque with grilled lamb as his best dish...is part Greek and can speak and understand some of the language... loves the rib-eye steak at Blue 32 in Hermosa Beach... considers himself a reality show junkie and would love to be a contestant on "Wipeout" or "American Gladiators" someday...if he wasn't a hockey player, says he would be working on Wall Street...recently started teaching himself how to play the harmonica and is also learning to play Guitar Hero...participates in outdoor activities such as beach volleyball, horseshoes and golf...admires UFC fighter Forrest Griffin, citing him as his favorite athlete outside of hockey... loves country music and thinks Kenny Chesney is the best act he's ever seen live.



REGULAR SEASON

PLAYOFFS

Season	Team	League	GP	G	A	Pts.	PIM	+/-	GP	G	A	Pts.	PIM
1999-00	Princeton	ECAC	27	4	2	6	14	-	-	-	-	-	-
2000-01	Princeton	ECAC	31	7	10	17	38	-	-	-	-	-	-
2001-02	Princeton	ECAC	31	9	13	22	36	-	-	-	-	-	-
2002-03	Princeton	ECAC	22	0	7	7	29	-	-	-	-	-	-
	Manchester	AHL	9	0	1	1	7	-	-	-	-	-	-
2003-04	Manchester	AHL	57	3	6	9	126	-	5	0	0	0	4
2004-05	Reading	ECHL	3	0	0	0	9	-	-	-	-	-	-
	Manchester	AHL	67	14	8	22	247	-	6	1	1	2	27
2005-06	LOS ANGELES	NHL	55	2	3	5	138	+1	-	-	-	-	-
2006-07	COLORADO	NHL	2	0	0	0	0	-1	-	-	-	-	-
	ANAHEIM	NHL	32	1	0	1	102	-2	5	0	0	0	10
2007-08	ANAHEIM	NHL	69	1	4	5	183	+3	1	0	0	0	0
2008-09	ANAHEIM	NHL	74	5	5	10	135	+8	7	0	0	0	9
NHL Totals			232	9	12	21	558	+9	13	0	0	0	19
Anaheim Totals			175	7	9	16	420	+9	13	0	0	0	19



COREY PERRY

Shoots	Right	Ht	6-3	Wt	206	Age	24; turns 25 on May 16, 2010
Born	May 16, 1985; Peterborough, Ontario			Hometown	Peterborough, Ontario		
Drafted	By Anaheim in the first round (28th overall) of the 2003 NHL Entry Draft						
2008-09 REAL TIME	TOI/GM	SHFT/GM	FO% (FW/FL)				
	18:36	22.4	29.0% (9/22)				

2008-09:

Appeared in his fourth NHL season with Anaheim, setting career highs in goals, assists and points...led the Ducks in goals, GWG (8) and shots (283) while ranking second in scoring and plus/minus, and third in assists and PPG (10)... among NHL leaders, finished tied for seventh in GWG... also ranked among team leaders in both home (second; 13-26=39) and road (tied for second; 19-14=33) scoring...recorded 1-1=2 points, setting a career high with 30 goals on Apr. 4 @ SJ...scored a goal and registered his 100th NHL assist, Mar. 27 vs. EDM...tied his career high with nine shots on net (second time), Mar. 8 vs. MIN... established a career high with his 55th point of the season (assist), Mar. 3 @ CHI...his 28th assist of the season on Jan. 21 @ NYI marked a career best...with Getzlaf and Selanne, was named a co-recipient of the NHL's First Star award for the week ending Nov. 2...scored 2-7=9 points in four games during the week...recorded a seven-game assist (career high) and point (career tying) streak (3-11=14), Oct. 21-Nov. 2...set a career high for points and assists (1-4=5) on Oct. 31 vs. VAN, tying a club record for points in a game (12th time)...**PLAYOFFS:** Appeared in all 13 postseason contests, collecting 8-6=14 points...had points in eight of his 13 appearances, including a playoff-high five-game point streak (4-3=7) from Apr. 23-May 3...also posted five multiple-point games...scored the GWG in Game 5 of the CSF, May 12 vs. DET...set playoff

career highs in goals and points (2-1=3) in Game 3 of the CSF, May 7 vs. DET...collected 1-1=2 points and a postseason career-high +3 rating in Game 4 of the CQF, Apr. 23 vs. SJ.

CAREER:

Signed a five-year contract running through the 2012-13 NHL season, July 1, 2008...**2007-08:** Was named a 2008 All-Star in his third NHL season...appeared in three of Anaheim's six CQF games vs. DAL in his third Stanley Cup Playoffs...made his 2008 playoff debut in Game 4 of the CQF on Apr. 17 @ DAL after recovering from a right quadriceps injury...recorded a point in each of his three games, collecting two goals and an assist...concluded the regular season establishing career highs in goals (29), points (54), plus/minus (+12), PPG (11), GWG (4) and shots (200)...among team leaders, ranked first in goals, second in points and tied for second in GWG...suffered a right quadriceps tendon laceration when he was cut by a skate blade in the third period of a 1-0 loss, Mar. 6 @ COL...had surgery performed to repair the tendon that night at a local Denver hospital and missed the final 12 games of the regular season...the injury snapped his consecutive games played streak at a career-high 193 games, Jan. 9, 2006-Mar. 6, 2008...played in his 200th career NHL game, recording 0-2=2 points on Feb. 15 vs. DAL...

NHL HIGHLIGHTS

NHL Career Hat Tricks:

None

NHL Career Multiple-Point Games:

41 (10 multiple-goal, 14 multiple-assist)

NHL Career Highs:

Goals: 2, 10 times (last: Mar. 25, 2009 @ COL)

Assists: 4, Oct. 31, 2008 vs. VAN

Points: 5, Oct. 31, 2008 vs. VAN (1-4=5)

PIM: 11, Oct. 3, 2007 @ DET

TOI: 23:53, Jan. 21, 2009 @ NYI

Shots: 9, two times (last: Mar. 8, 2009 vs. MIN)

Plus/Minus: +3, four times (last: Apr. 2, 2009 @ VAN)

Goal Streak: Three games, four times (last: Apr. 2-5, 2009; 3-2=5)

Assist Streak: Seven games, Oct. 21-Nov. 2, 2008 (3-11=14)

Point Streak: Seven games, two times (last: Oct. 21-Nov. 2, 2008; 3-11=14)

Penalty Shots: None

First NHL Game:

In a 5-3 ANA win, Oct. 5, 2005 @ CHI

First NHL Point:

An assist in a 5-3 ANA win, Oct. 5, 2005 @ CHI

First NHL Goal:

A goal (Markkanen) in a 4-2 ANA loss, Oct. 10, 2005 vs. EDM

Milestones Achieved:

200th NHL game, Feb. 15, 2008 vs. DAL

100th NHL assist, Mar. 27, 2009 vs. EDM

100th NHL point, Dec. 29, 2007 @ CGY

Milestones Within Reach:

5 points to 200 NHL points

9 goals to 100 NHL goals

14 appearances to 300 NHL games

PERRY VS. NHL

Team	GP	G	A	Pts.	PIM
Anaheim	-	-	-	-	-
Atlanta	2	0	0	0	4
Boston	3	0	0	0	2
Buffalo	3	2	0	2	9
Calgary	16	4	6	10	32
Carolina	3	0	0	0	0
Chicago	15	4	9	13	13
Colorado	15	3	4	7	12
Columbus	15	6	6	12	12
Dallas	26	6	8	14	22
Detroit	15	3	5	8	17
Edmonton	16	7	5	12	14
Florida	3	2	2	4	4
Los Angeles	25	9	7	16	31
Minnesota	14	7	5	12	14
Montreal	1	1	2	3	7
Nashville	14	7	6	13	14
New Jersey	3	0	3	3	2
NY Islanders	3	1	1	2	0
NY Rangers	4	2	0	2	0
Ottawa	3	1	2	3	2
Philadelphia	3	1	2	3	6
Phoenix	23	9	6	15	30
Pittsburgh	3	2	0	2	4
San Jose	25	8	5	13	34
St. Louis	13	2	4	6	15
Tampa Bay	1	0	0	0	0
Toronto	2	1	3	4	0
Vancouver	14	2	10	12	18
Washington	3	1	3	4	4
NHL Totals	286	91	104	195	322




RIGHT WING 10

recorded a career-high seven-game point streak (5-7=12, +5 rating), Jan. 7-20...during the point streak, had goals in three straight games (3-3=6) from Jan. 7-13, tying his career high (Dec. 16-20, 2006; 4-1=5 points)...scored 16 seconds into the game on Jan. 4 vs. CHI, tying for the second-fastest in club history overall and the fastest ever at home...collected his 100th NHL point (assist), Dec. 29 @ CGY...was named to the Western Conference All-Star Team and played in the 2008 midsummer classic, Jan. 27 @ ATL...**2006-07:** Appeared in his second NHL season...played in all 21 of Anaheim's Stanley Cup Playoff contests...ranked fourth on the Ducks in goals and tied for seventh in the NHL in points...finished tied for second in club history for most points in a single playoff season behind teammate Ryan Getzlaf...scored the final goal of the 2007 postseason, an unassisted tally at 17:00 in the third period of Game 5 of the SCF, June 6 vs. OTT...collected two assists (a career postseason high) in Game 2 of the WCF, May 13 @ DET...scored the GWG in Game 3 of the CSF, Apr. 29 @ VAN...scored a goal (the first of his postseason career) in Game 5 of the CQF, Apr. 19 vs. MIN...was one of eight Ducks to play in all 82 regular season games...established single-season career highs in goals, assists and points...**2005-06:** Appeared in his first NHL season...earned 0-3=3 points in 11 postseason games...ranked tied for second among rookies in PPA (2) during the postseason...collected his first career playoff point in Game 3 of the CQF, Apr. 25 vs. CGY...made his NHL postseason debut in Game 1 of the CQF, Apr. 21 @ CGY...collected 2-1=3 points (tying a rookie club record for most goals in a game) and recorded his first multiple-point NHL game, Jan. 28 @ LA...was named a starter for the Canadian Team at the 2006 Rbk AHL All-Star Classic...recalled from Portland on Jan. 8...with Portland: 16-18=34 points in 19

games...had a 17-game point streak (15-17=32) from Nov. 23-Dec. 31, the longest in the AHL during the season and the longest in Portland franchise history...was co-winner of the AHL Rookie of the Month for December after scoring 12-12=24 points in 13 games...collected an assist, tying the Anaheim rookie record with eight shots on goal, Oct. 14 vs. CBJ...scored his first career NHL goal, Oct. 10 vs. EDM...recorded his first career NHL point in his NHL debut, Oct. 5 @ CHI.

PERSONAL:

Resides in Newport Coast during the season...spends his summers in Peterborough and London, Ontario...involved with raising funds for Wellspring London, a non-profit organization that offers psychological, emotional, social, spiritual and informational support to individuals and families living with cancer...enjoys watching "Prison Break"...considers himself an expert at playing MLB on Playstation 3...likes to dine at The Cannery in Newport Beach for their sushi rolls...had his first job working nights loading beds onto trucks at a Sleep Country Warehouse store in his hometown...cites Bon Jovi as the best concert he's ever attended.



REGULAR SEASON PLAYOFFS

Season	Team	League	GP	G	A	Pts.	PIM	+/-	GP	G	A	Pts.	PIM
2001-02	London	OHL	67	28	31	59	56	-	12	2	3	5	30
2002-03	London	OHL	67	25	53	78	145	-	14	7	16	23	27
2003-04	London	OHL	66	40	73	113	98	-	15	7	15	22	20
	Cincinnati	AHL	-	-	-	-	-	-	3	1	1	2	4
2004-05	London	OHL	60	47	83	130	117	-	18	11	27	38	46
	ANAHEIM	AHL	19	16	18	34	32	-	1	1	0	1	0
2005-06	ANAHEIM	NHL	56	13	12	25	50	+1	11	0	3	3	16
	ANAHEIM	NHL	82	17	27	44	55	+12	21	6	9	15	37
2006-07	ANAHEIM	NHL	70	29	25	54	108	+12	3	2	1	3	8
2008-09	ANAHEIM	NHL	78	32	40	72	109	+10	13	8	6	14	36
NHL Totals			286	91	104	195	322	+35	48	16	19	35	87



BOBBY RYAN

Shoots	Right	Ht	6-2	Wt	208	Age	22; turns 23 on March 17, 2010
Born	March 17, 1987; Cherry Hill, New Jersey			Hometown	Cherry Hill, New Jersey		
Drafted	By Anaheim in the first round (second overall) of the 2005 NHL Entry Draft						
2008-09 REAL TIME	TOI/GM		SHFT/GM		FO% (F/W/FL)		
	15:26		19.1		46.2% (6/7)		

2008-09:

Appeared in his first full NHL season...recalled from Iowa (AHL) on Nov. 15 and remained with the Ducks throughout the rest of the season...was a finalist for the Calder Memorial Trophy along with CHI's Kris Versteeg and CBJ's Steve Mason (winner)...led all NHL rookies in scoring (31-26=57), goals, points-per-game (.89), PPG (12), PPP (23) and shooting percentage (17.8%)...also ranked tied for fourth in assists and tied for third in PPA (11)...was the first West Coast rookie (Pacific Time Zone) to lead the league in points since Luc Robitaille (LA) in 1986-87 (45-39=87)...was also the first West Coast rookie to lead the league in goals since Paul Kariya (ANA) in 1994-95 (18 goals)...collected 13 more points and 10 more goals than any other NHL rookie after his recall on Nov. 15...established club rookie records in goals and points and matched club rookie record in assists...became the first rookie in franchise history to record a 20-goal/20-assist season, reaching the 30/20 plateau...led the Ducks in plus/minus (+13)...had 13 multiple-point games (five multi-goal, three multi-assist)...scored his 29th and 30th goals on Apr. 4 @ SJ, establishing a club rookie record for goals in a season...matched a career high in points in a game with 2-1=3, Apr. 2 @ VAN...became the Ducks' all-time leading rookie

NHL HIGHLIGHTS

NHL Career Hat Tricks:

1, Jan. 8, 2009 @ LA

NHL Career Multiple-Point Games:

15 (5 multiple-goal, 3 multiple-assist)

NHL Career Highs:

Goals: 3, Jan. 8, 2009 @ LA

Assists: 2, four times (last: Mar. 27, 2009 vs. EDM)

Points: 3, four times (last: Apr. 2, 2009 @ VAN; 2-1=3)

PIM: 5, Mar. 31, 2009 @ EDM

TOI: 23:46, Jan. 8, 2009 @ LA

Shots: 8, Mar. 29, 2009 vs. COL

Plus/Minus: +2, six times (last: Mar. 29, 2009 vs. COL)

Goal Streak: Five games, Jan. 17-28, 2009 (5-1=6)

Assist Streak: Five games, Dec. 19-28, 2008 (2-6=8)

Point Streak: Seven games, Jan. 16-31, 2009 (5-3=8)

Penalty Shots: None

First NHL Game:

In a 4-1 ANA loss, Sept. 29, 2007 @ LA (in London, England)

First NHL Point:

A goal in a 4-1 ANA loss, Sept. 29, 2007 @ LA (in London, England)

First NHL Goal:

A goal (Bernier) in a 4-1 ANA loss, Sept. 29, 2007 @ LA (in London, England)

Milestones Within Reach:

13 appearances to 100 NHL games

33 points to 100 NHL points

together a career-high seven-game point streak (5-3=8), Jan. 16-31...the streak also included a five-game goal streak from Jan. 17-28 (5-1=6), a club rookie record...was named the NHL's Rookie of the Month for January after scoring 11-5=16 points in 14 games...co-led the league in January goal scoring...set a Ducks rookie record for goals in one month and tied the rookie record for points in a month (also Getzlaf, Mar. 2006)...collected his first career hat trick and the first by a rookie in Ducks history, Jan. 8 @ LA...his three goals in a 2:21 span were the fastest three goals scored by a Duck in club history...it marked the fastest three goals by a U.S.-born player in NHL history, the fastest by an NHL rookie since 1938 (DET's Carl Liscombe, vs. CHI on Mar. 13, 1938, 1:52), and the third fastest overall by a rookie in league history...it was only the third natural hat trick by a Ducks player...made his Anaheim season debut, Nov. 16 vs. LA...prior to his recall, earned 9-10=19 points in 14 games for Iowa...**PLAYOFFS:** Appeared in all 13 of Anaheim's postseason contests...had a three-game goal streak (3-0=3), Apr. 18-23...in the CQF, led the club in goals with four in six games...scored two goals, becoming the first Ducks rookie since Francois Beauchemin (Game 3 of the CQF, Apr. 25, 2006) to record a multi-goal game in Game 4 of the CQF, Apr. 19 @ SJ.

RYAN VS. NHL

Team	GP	G	A	Pts.	PIM
Anaheim	-	-	-	-	-
Atlanta	1	1	1	2	0
Boston	1	0	0	0	0
Buffalo	2	0	0	0	4
Calgary	4	1	2	3	2
Carolina	1	0	1	1	0
Chicago	5	2	1	3	0
Colorado	5	2	1	3	0
Columbus	5	2	1	3	2
Dallas	7	1	3	4	6
Detroit	4	1	0	1	0
Edmonton	4	0	5	5	9
Florida	-	-	-	-	-
Los Angeles	8	6	2	8	2
Minnesota	4	2	0	2	4
Montreal	1	0	0	0	0
Nashville	3	1	1	2	0
New Jersey	1	1	0	1	0
NY Islanders	1	1	0	1	0
NY Rangers	2	1	0	1	0
Ottawa	-	-	-	-	-
Philadelphia	1	0	1	1	0
Phoenix	8	4	3	7	6
Pittsburgh	1	0	1	1	0
San Jose	8	4	1	5	0
St. Louis	3	1	3	4	2
Tampa Bay	1	0	0	0	0
Toronto	-	-	-	-	-
Vancouver	5	3	3	6	0
Washington	1	2	1	3	2
NHL Totals	87	36	31	67	39



CAREER:

Signed a three-year entry-level contract, Mar. 8, 2006...

2007-08: Appeared in his first NHL season with the Ducks...

made his Stanley Cup Playoffs debut with Anaheim, appearing in the first two games of the CQF vs. DAL...recorded two assists for the first multi-point game of his career, Apr. 5 @ LA...earned his first career NHL assist on Doug Weight's GWG, Dec. 27 @ EDM...made his NHL debut, scoring his first career goal (Bernier) the same night, Sept. 29 @ LA...with Portland (AHL), ranked third on the club in goals, tied for second in PPG (9) and fifth in points...was named to the 2007-08 AHL All-Rookie team and voted a starter for PlanetUSA at the 2008 AHL All-Star Classic...in the Calder Cup Playoffs, led the Pirates in points (8-12=20), assists and plus/minus (+7) while tying for the team lead in goals and PPG (3)...**2006-07:** Joined Portland for the final eight games of the AHL season, registering 3-6=9 points with six PIM...was named the Portland's Player of the Week, Apr. 9...spent most of the regular season with the Owen Sound Attack (OHL), leading the team in scoring for the second consecutive season...finished eighth in OHL scoring and fourth in PPG...set club records for career goals, assists and points...was the OHL Player of the Week twice (Dec. 31 and Mar. 11)...**2005-06:** Made his professional hockey debut with Portland, playing in 19 Calder Cup Playoff games...finished the OHL regular season ranked 10th among league leaders in scoring...appeared in seven games for Team USA at the 2006 IIHF World Junior Tournament, earning 3-4=7 points in seven games...**2004-05:** In his second season with Owen Sound,

ranked sixth in the OHL in scoring...also ranked fifth in goals...**Miscellaneous:** In 249 career OHL games, recorded 133-192=325 points with 210 PIM...his selection at second overall was the highest the Ducks had drafted since 1994 (Oleg Tverdovsky, also second overall)...


PERSONAL

Spent last offseason in Newport Beach...likes to watch "True Blood," "Diners, Drive-Ins and Dives" and "One Tree Hill" when he has time to relax...cooks his own meals with his favorite dish being chicken Alfredo...also enjoys playing guitar and golfing in his spare time...cites Lance Armstrong as his favorite athlete outside of hockey...enjoys any football game on PSP...with teammate George Parros, visited Fort Irwin army national training center last summer visiting with the troops while also taking in a war combat simulation...lists the Anaheim White House as his favorite Orange County restaurant...

enjoys country and alternative rock music

and especially likes music by Donovan Frankenreiter, Ray LaMontagne and Matt Kearney...lived in El Segundo for four years while growing up (1999-03) and played amateur hockey for the Junior Kings...

lists Vancouver as his favorite NHL city.



REGULAR SEASON PLAYOFFS

Season	Team	League	GP	G	A	Pts.	PIM	+/-	GP	G	A	Pts.	PIM
2003-04	Owen Sound	OHL	65	22	17	39	52	-18	7	1	2	3	2
2004-05	Owen Sound	OHL	62	37	52	89	51	+30	8	2	7	9	8
2005-06	Owen Sound	OHL	59	31	64	95	44	-4	11	5	7	12	14
	Portland	AHL	-	-	-	-	-	-	19	1	7	8	22
2006-07	Owen Sound	OHL	63	43	59	102	63	-9	4	1	1	2	2
	Portland	AHL	8	3	6	9	6	+2	-	-	-	-	-
2007-08	ANAHEIM	NHL	23	5	5	10	6	-1	2	0	0	0	2
	Portland	AHL	48	21	28	49	38	+9	16	8	12	20	18
2008-09	Iowa	AHL	14	9	10	19	19	+2	-	-	-	-	-
	ANAHEIM	NHL	64	31	26	57	33	+13	13	5	2	7	0
NHL Totals			87	36	31	67	39	+12	15	5	2	7	4



TEEMU SELANNE

Shoots	Right	Ht	6-0	Wt	196	Age	39; turns 40 on July 3, 2010
Born	July 3, 1970; Helsinki, Finland			Hometown	Coto de Caza, California		
Acquired	Signed as a free agent, Aug. 22, 2005						
Drafted	By Winnipeg in the first round (10th overall) of the 1988 NHL Entry Draft						
2008-09 REAL TIME	TOI/GM	SHFT/GM	FO% (FW/FL)				
	16:29	19.7	49.1% (110/114)				

2008-09:

Appeared in his 17th NHL season, 10th with Anaheim...became the club's all-time leader in assists (Nov. 7 vs. DAL) and games played (Jan. 31 @ COL)...ranked fifth in the NHL and led the club in PPG...finished the season ranked 41st on the NHL's all-time scoring list (579-633=1212), 18th all-time in goals and tied for 64th all-time in assists...completed the season on a seven-game point streak (4-5=9), equaling the longest active streak in the league to end the season...recorded 10 multiple-point games on the season (five multi-goal, five multi-assist)... earned 1-1-2 points, Apr. 11 @ PHX, moving into a share of 64th place on the all-time assists list (also Theo Fleury, 633)...also moved into sole possession of 41st on the all-time scoring list, passing Bobby Clarke...moved into the sole spot of 11th place on the NHL's all-time PPG list, Apr. 2 @ VAN...scored the ninth OT goal and 1,200th point of his career, Mar. 18 vs. NSH...became the 45th player in NHL history (sixth born outside North America) to reach 1,200 points...the goal accounted for the 574th of his career, claiming sole possession of 18th place on the all-time goals list behind fellow Finn Jari Kurri... collected 2-1=3 points for his third, three-plus point game of the season, Feb. 15 vs. ATL...became the Ducks' games played leader, appearing in his 617th

game in an Anaheim uniform, Jan. 31 @ COL... also scored the GWG in the game...missed 17 games with a lacerated left quadriceps...played in his 1,100th game, Dec. 19 @ EDM...earned three assists in his 600th game as a Duck, Nov. 14 vs. NSH...collected an assist, becoming the all-time franchise leader in the category (370), Nov. 7 vs. DAL...posted a nine-game point streak (8-6=14) from Oct. 24-Nov. 7, his longest personal streak since Dec. 31-Feb. 4, 2006 (8-13=21 points in 14 games)...was named a co-recipient of the NHL's First Star of the Week for Oct. 27-Nov. 2 (with Getzlaf and Perry), earning 6-3=9 points in four games...collected his 700th point as a Duck as part of a season-high four-point night (2-2=4), Oct. 31 vs. VAN...recorded his 21st career hat trick (12th with ANA), Oct. 29 vs. DET...all three goals were PPG, tying the individual single-game club record for PPG (Kariya, Mar. 29, 2001 @ S.J.)...continues to pace all active NHL players in hat tricks and are the second most all-time among European-born players (Kurri, 23)...

PLAYOFFS: Appeared in his 10th career postseason (sixth with Ducks), played in all 13 of Anaheim's CQF games vs. SJ and CSF contests vs. DET... earned 1-1=2 points in Game 7 of the CSF, May 14 @ DET...appeared in his 100th career playoff

NHL HIGHLIGHTS

NHL Career Hat Tricks:

21 (12 w/ANA; last: Oct. 29, 2008 vs. DET)

NHL Career Multiple-Point Games:

317 (194 w/ANA; 114 multiple-goal, 135 multiple-assist)

NHL Career Highs:

Goals: 4, two times (last: Dec. 15, 1995 w/WPG vs. EDM)

Assists: 5, Nov. 19, 2006 vs. PHX

Points: 5, eight times (last: Feb. 24, 2008 vs. CHI; 3-2=5)

PIM: 15, Dec. 5, 1992 w/WPG vs. MTL

Shots: 11, two times (last: Apr. 5, 1998 vs. CGY)

Plus/Minus: +5, two times (last: Oct. 19, 1999 @ WSH)

Goal Streak: 11 games, Oct. 21-Nov. 10, 1997 (17-1-18)

Assist Streak: Nine games, Dec. 29, 1995-Jan. 16, 1996 (12 assists)

Point Streak: 17 games, two times (once w/ANA & WPG)

Penalty Shots: 1-for-5 (last: Mar. 18, 2007 vs. LA; no goal vs. Garon)

First NHL Game:

In a 4-1 WPG win, Oct. 6, 1992 vs. DET

First NHL Point:

An assist in a 4-1 WPG win, Oct. 6, 1992 vs. DET

NHL Goal:

A goal (Hackett) in a 4-3 WPG OT loss, Oct. 8, 1992 @ SJ

Milestones Achieved:

1,100th NHL game, Dec. 19, 2008 @ EDM

600th game as a Duck, Nov. 14, 2008 vs. NSH

500th NHL goal, Nov. 22, 2006 @ COL

600th NHL assist, Feb. 24, 2008 vs. CHI

1,200th NHL point, Mar. 18, 2009 vs. NSH

Milestones Within Reach:

9 assists to 400 assists as a Duck

21 goals to 600 NHL goals

53 appearances to 700 games as a Duck

57 points to 800 points as a Duck

SELANNE VS. NHL


Team	GP	G	A	Pts.	PIM
Anaheim	26	11	14	25	4
Atlanta	10	8	3	11	8
Boston	20	11	14	25	4
Buffalo	23	7	19	26	2
Calgary	61	36	35	71	28
Carolina	22	14	8	22	8
Chicago	58	24	30	54	18
Colorado	53	27	30	57	44
Columbus	26	12	16	28	8
Dallas	78	34	35	69	36
Detroit	57	20	33	53	26
Edmonton	66	41	35	76	28
Florida	17	10	5	15	6
Los Angeles	81	44	55	99	46
Minnesota	30	9	11	20	14
Montreal	20	7	15	22	15
Nashville	35	17	24	41	6
New Jersey	23	9	9	18	10
NY Islanders	19	8	8	16	6
NY Rangers	21	15	10	25	24
Ottawa	21	11	9	20	4
Philadelphia	17	14	10	24	2
Phoenix	63	33	36	69	24
Pittsburgh	17	11	19	30	10
San Jose	69	45	43	88	56
St. Louis	60	23	28	51	18
Tampa Bay	26	14	12	26	6
Toronto	30	12	13	25	12
Vancouver	61	34	38	72	30
Washington	22	18	16	34	2
NHL Totals	1132	579	633	1212	505



contest in Game 2 of the CSF, May 3 @ DET...scored his 10th career playoff GWG (also series clinching) in Game 6 of the CQF, Apr. 27 vs. S.J.

CAREER:

Signed a two-year contract through the 2009-10 NHL season, Sept. 28, 2008...won his first Stanley Cup with Anaheim in 2007...has been named to 10 NHL All-Star Games...his 579 goals rank 18th in NHL history, third among active players...is the Ducks' all-time leader in points (743), goals (352), assists (391), plus/minus (+114), PPG (133), PPP (304), GWG (59), and OT goals (6)...won the inaugural 1999 Maurice "Rocket" Richard Trophy and 1993 Calder Memorial Trophy...won the Bill Masterton Memorial Trophy in 2006...has twice been named a First Team NHL All-Star (1993, 1997), twice named a Second team All-Star (1998, 1999) and was chosen to be a member of the NHL's 1993 All-Rookie Team...is the Ducks' all-time points and goal scoring leader in the playoffs, having earned 26-27=53 points in 71 career playoff games with Anaheim (a Ducks record, 1997-09)...**2007-08:** Appeared in all six CQF games vs. DAL, scoring 2-2=4 points...became the franchise's all-time leading scorer on Feb. 17 vs. CGY, surpassing Paul Kariya (300-369=669)...was the NHL's First Star of the Week (Feb. 24), collecting 5-2=7 points over a four-game stretch...upon his return, the club went 20-5-1, recording the best win percentage in the NHL following his season debut on Feb.



10 (.788)...scored two goals, Apr. 5 @ LA...his first goal was just eight seconds after Joe DiPenta's goal, tying the club record for the fastest two goals scored...scored two goals, moving him past Ron Francis (549) on the all-time goals list to give him sole possession of 23rd place, Mar. 22 @ PHX...registered his 20th career hat trick and collected two assists for 3-2=5 points, matching a career high (10th time in franchise history, fifth by Selanne), Feb. 24 vs. CHI...also earned his 600th career NHL assist...broke the all-time franchise record for points (314-356=670) with an assist, Feb. 17 vs. CGY...the timing of his return to the Ducks on Feb. 5 @ NYI almost matched the date of his original Ducks debut, which occurred on Feb. 10, 1996, also at Nassau Coliseum (1-0=1)...**2006-07:** Won his first Stanley Cup...broke Anaheim's previous career playoff high in assists and points with 5-10=15 points in 21 playoff games...finished tied for second in club history for most points in a single playoff season...among NHL playoff leaders, tied for second in OT goals, tied for fifth in GWG and tied for seventh in scoring...collected an assist, becoming the Ducks' all-time leader in postseason points (16-14=30), Apr. 13 vs. MIN...in the regular season, became the oldest player in NHL history (age 36-or-older) to score 45-plus goals in one season...had his highest goal total since 1997-98 and highest point total since 1998-99...among NHL leaders, ranked first in PPG (25), tied for first in GWG (10) and road goals, third in goals, tied for fifth in OT goals (2) and tied for 11th in points (48-46=94)...led the Ducks in goals, points, PPG, GWG, OTG,

REGULAR SEASON PLAYOFFS

Season	Team	League	GP	G	A	Pts.	PIM	+/-	GP	G	A	Pts.	PIM
1992-93	WINNIPEG	NHL	84	76	56	132	45	+8	6	4	2	6	2
1993-94	WINNIPEG	NHL	51	25	29	54	22	-23	-	-	-	-	-
1994-95	Jokerit	Finland	20	7	12	19	6	-	-	-	-	-	-
	WINNIPEG	NHL	45	22	26	48	2	+1	-	-	-	-	-
1995-96	WINNIPEG	NHL	51	24	48	72	18	+3	-	-	-	-	-
	ANAHEIM	NHL	28	16	20	36	4	+2	-	-	-	-	-
1996-97	ANAHEIM	NHL	78	51	58	109	34	+28	11	7	3	10	4
1997-98	ANAHEIM	NHL	73	52	34	86	30	+12	-	-	-	-	-
	Finland	Olympics	5	4	6	10	8	-	-	-	-	-	-
1998-99	ANAHEIM	NHL	75	47	60	107	30	+18	4	2	2	4	2
1999-00	ANAHEIM	NHL	79	33	52	85	12	+6	-	-	-	-	-
2000-01	ANAHEIM	NHL	61	26	33	59	36	-8	-	-	-	-	-
	SAN JOSE	NHL	12	7	6	13	0	+1	6	0	2	2	2
2001-02	SAN JOSE	NHL	82	29	25	54	40	-11	12	5	3	8	2
	Finland	Olympics	4	3	0	3	2	-	-	-	-	-	-
2002-03	SAN JOSE	NHL	82	28	36	64	30	-6	-	-	-	-	-
2003-04	COLORADO	NHL	78	16	16	32	32	+2	10	0	3	3	2
2004-05			----DID NOT PLAY----										
2005-06	ANAHEIM	NHL	80	40	50	90	44	+28	16	6	8	14	6
	Finland	Olympics	8	6	5	11	4	-	-	-	-	-	-
2006-07	ANAHEIM	NHL	82	48	46	94	82	+26	21	5	10	15	10
2007-08	ANAHEIM	NHL	26	12	11	23	8	+5	6	2	2	4	6
2008-09	ANAHEIM	NHL	65	27	27	54	36	-3	13	4	2	6	4
NHL Totals			1132	579	633	1212	505	+89	105	35	37	72	40
Anaheim Totals			647	352	391	743	316	+114	71	26	27	53	32

TEEMU SELANNE

shots (257) and shooting percentage (18.7%)...tied his own franchise record for PPG in a season (also 1998-99)... appeared in all 82 games, the fourth time in his career he played every game in a season...scored two goals, giving him the franchise record for PPG (108), Mar. 16 vs. CHI... became the first NHL player age 35-or-older to record consecutive 40-plus goal seasons, Mar. 11 vs. VAN (2-1-3)...also became the only active player to record seven 40-plus goals seasons in a career...scored his 301st goal as a Duck, breaking the all-time franchise record (Paul Kariya, 300), Feb. 18 vs. LA...scored a goal in his 10th career NHL All-Star Game appearance, Jan. 24 @ DAL... scored a goal, his 1,100th career NHL point, Jan. 18 @ EDM...scored his 19th career hat trick, Jan. 11 @ DAL... scored 2-1-3 points in his 1,000th career NHL game, Dec. 31 @ MIN...named NHL's First Star of the Month in November, scoring 10-13=23 points in 15 games (led NHL)...scored his 500th career goal, the 36th player in NHL history to reach the milestone, Nov. 22 @ COL...scored 2-0=2 points (the first his 600th career point as a Duck), including his 45th career GWG as a Duck, the most in franchise history, Nov. 26 vs. CGY...collected 0-5=5 points, setting a career high for assists in a game and tying an Anaheim club record for both assists and points, Nov. 19 vs. PHX...**2005-06:** Led the Ducks in goals, points (40-50=90), PPG (18), PPP (40) and plus/minus (+28)...ranked second in shots (267) and tied for second in GWG (5)...among NHL leaders, ranked tied for 11th in goals and plus/minus, and tied for the 13th in points...won the Bill Masterton Memorial Trophy...was the NHL's Offensive Player of the Week for the period ending Mar. 26 (4-6=10)...had two goals, the second his 1,000th career NHL point, Jan. 30 vs. LA (became the 70th player all-time and seventh European to reach the milestone)... played in his 900th career NHL game, Nov. 20 vs. VAN... with 0-2=2 points, became the second player in team history to record his 499th and 500th points as a Duck, Nov. 6 vs. MIN...collected his 500th career NHL assist, becoming the 11th European-born-and-trained player to reach the plateau, Oct. 8 @ NSH...won a silver medal at the 2006

Olympic Winter Games, and was named best forward in the tournament (8 GP, 6-5=11, 4 PIM, +7) and to the Olympic Tournament All-Star team for his efforts...**2003-04:** Scored the GWG, Mar. 29 vs. LA with 5:09 remaining in the third period (70th career GWG)...scored the OT-GWG, Nov. 18 vs. ANA...signed as a free agent with Colorado, July 3, 2003...**2002-03:** Led San Jose in scoring (28-36=64) and shots (253), and ranked tied for first in goals, third in PPG (7), second in assists and PPP (23), and first among forwards in TOI (19:13)...was nominated for the Bill Masterton Memorial Trophy by the Bay Area Chapter of the Professional Hockey Writers' Association...**2001-02:** Finished the playoffs ranked fourth on the Sharks in points (5-3=8) and second in goals... scored the GWG in the third period of Game 5 of the CSF, May 11 @ COL...in the regular season, finished first on the Sharks in goals (28) and PPG (9), second in shots (202) and PPP (21), and third in points (54)...finished tied for fourth in the NHL and first on the Sharks in GWG (8)...scored two goals as a starter at the NHL All-Star Game on Feb. 2 @ LA, after leading all wingers on the World Team ballot...**2000-01:** Had two assists in Game 5 of the CQF, Apr. 19 @ STL... played six playoff games, despite breaking his thumb in Game 1...posted his first hat trick (and GWG) with San Jose (18th career), Mar. 29 vs. ANA...led Anaheim in goals, assists, points (26-33=59) and GWG (5) at the time of the trade...played for the World All-Stars at the NHL All-Star Game in Colorado...**1999-00:** Among NHL leaders, ranked fifth in points (33-52=85), PPA (23), tied for fifth in PPP (31) and seventh in assists...scored 1-1=2 points, including the GWG on Nov. 7 vs. EDM (marking his 500th NHL game)... scored his 321st career goal in that game, the sixth-highest goal total in NHL history after 500 games...scored two goals and added an assist with a +5 rating (tying a club record) on Oct. 19 @ WSH...his +5 rating was his best with Anaheim and tied a career high...**1998-99:** Was the winner of the inaugural Maurice "The Rocket" Richard Trophy, awarded to the top NHL goal scorer...named a Second Team All-Star at the end of the season by the PHWA...among NHL leaders, ranked first in PPG (25) and PPP (54), second in points,



fourth in assists and fifth in PPA (29)...had a seven-game assist streak (5-9=14) from Mar. 26-Apr. 7, tying the longest assist streak in club history (set earlier in 1998-99 by Kariya)...had a career-tying 17-game point streak (15-14=29) from Feb. 3-Mar. 10, breaking his own club record of 15 games...recorded two goals and an assist on Feb. 10 vs. PHI (his assist in that game marked his 600th NHL point)...scored a goal in the NHL All-Star Game, Jan. 24 @ TB...recorded his 300th NHL assist, Jan. 20 vs. NJ...missed seven games with a strained right thigh in November and December...after the playoffs,



played in 11 games for Team Finland at the 1999 IIHF World Championships in Norway...led Finland to the silver medal (3-8=11)...**1997-98:** Was voted a finalist for the Hart Trophy and the Lady Byng Trophy...finished third in the voting for the Hart and second for the Lady Byng...was also voted a Second Team NHL All-Star at right wing...tied with Peter Bondra for the league lead in goals (52) despite missing nine games due to injury...among league leaders, also ranked tied for first in GTG (3), third in GWG (10), fourth in shooting percentage (19.4%) and eighth in points (52-34=86) and shots (268)...became the fourth player in modern day NHL history (joining Brett Hull, Peter Bondra and Maurice Richard) to score at least 25% of his team's goals in one season (scored 52 of the 205 Anaheim goals; 25.4%)...broke season club records in goals, GWG (11) and GTG (3)...broke his own franchise record with his 52nd goal, Apr. 8 vs. EDM...scored his 50th goal of the season (first to 50 in NHL), Mar. 25 @ CHI...scored a goal in his 400th NHL appearance, Mar. 19 @ PHI...led Finland to the bronze medal at the Olympic Winter Games in Nagano, Japan...scored 4-6=10 points in the tournament, tying with teammate Saku Koivu (2-8=10) to lead all Olympic scorers...picked up three assists on Jan. 22 @ COL (his third assist was his 200th point with Anaheim)...became the first European player in NHL history to record a hat trick and be named MVP of an All-Star Game, Jan. 18 in Vancouver...recorded his 500th career point with an assist, Jan. 12 @ LA...scored the GTG (also his 100th goal as a Duck), Jan. 4 @ FLA...recorded an 11-game goal streak (17-2=19) from Oct. 21-Nov. 10, establishing a club record...posted a GWG or GTG in four straight contests from Oct. 25-30 to set a club record for consecutive game-deciding goals...**1996-97:** Was voted a First Team NHL All-Star at right wing by the PHWA at the end of the regular season, including 46 first-place votes...finished the season ranked second in the league in goals and points (51-58=109), tied for fifth in GWG (8) and tied for ninth in assists...was a finalist for the 1997 Lady Byng Trophy (Kariya won)...scored the first playoff goal in Mighty Ducks history in Game 1 of the CQF, Apr. 16 vs. PHX...also scored the GWG in that contest...**1995-96:** Accrued a career-high 68 assists...finished the season ranked among league leaders in scoring (tied for seventh with 40-68=108), assists (tied for ninth), PPA (fourth with 39) and PPP (fifth with 48)...was a finalist for the Lady Byng

Trophy...earned the first-ever Ducks' home hat trick and four-point game (3-1=4), Feb. 25 vs. SJ...**1994-95:** Finished the season with only two PIM, the fewest in the NHL among players who appeared in 40-or-more games in 1994-95...**1993-94:** Severed his Achilles tendon on Jan. 26 at ANA and missed the remaining 34 games of the season, snapping a consecutive games played streak at 135...scored his 100th NHL goal on Jan. 12 @ BUF in his 130th career NHL game, the second-fastest pace to 100 goals in NHL history (Mike Bossy, 100 goals in his first 129 games)...**1992-93:** Appeared in all 84 games, ranked

tied for first in the NHL with 76 goals while his 132 points were good for fifth in the league...led all rookies in goals, PPG (24), GWG (7) and points (76-56=132)...won the Calder Memorial Trophy for NHL Rookie of the Year...was also named to the NHL's First All-Star team at right wing...named *The Hockey News*, *Beckett* and *The Sporting News* Rookie of the Year...scored his 54th goal on Mar. 2 vs. QUE, breaking Mike Bossy's rookie goal-scoring record of 53...recorded his 110th point on Mar. 23 vs. TOR, breaking Peter Stastny's rookie point record of 109 points...ended the season with a career-high (since tied) 17-game point streak (20-14=34), Mar. 9-Apr. 15...established a Jets record and then career-high nine-game goal streak from Mar. 14-Apr. 1, scoring 14 goals in that span...named NHL Rookie of the Month for Oct., Jan., and Mar. (only player to receive the award more than once in 1992-93)...selected as NHL Player of the Month (along with Mogilny) for January (15 GP, 12-15=27)...recorded his first playoff hat trick on Apr. 23 vs. VAN (the first goal was also his first NHL playoff goal)...

Miscellaneous: Has represented his home country on several of Finland's National Teams (1989 World Junior Championships; 1991 Canada Cup; 1991 World Championships; 1992 Olympic Winter Games; 1994 World Championships (did not play due to injury); 1996 World Championships; 1996 World Cup; 1998 Olympic Winter Games; 1999 World Championships; 2002 Olympic Winter Games; 2003 World Championships; 2006 Olympic Winter Games; 2008 World Championships)...played five seasons with Jokerit in Finnish League, scoring 33 or more goals in four of those seasons.

PERSONAL:

Teemu and his wife Sirpa have three sons, Eemil, Eetu and Leevi, and daughter Veera...welcomed the Stanley Cup to his native Finland in August 2007...has a twin brother, Paavo...other brother's name is Panu...named the First Godfather to the Children's Hospital in Finland...is supportive of children's charities, including visits to the Children's Hospital of Orange County...spends his summers near Helsinki, Finland with his family...loves kids and was a kindergarten teacher in Finland for three years...served in the Finnish Army...his childhood idols were Guy Lafleur, Jari Kurri and Wayne Gretzky...a big fan of auto racing and car collecting...lists a Ferrari Enzo as his favorite automobile.



RYAN WHITNEY

Shoots	Left	Ht	6-3	Wt	210	Age	26; turns 27 on Feb. 19, 2010
Born	Feb. 19, 1983; Boston, Massachusetts			Hometown	Scituate, Massachusetts		
Acquired	From Pittsburgh in exchange for Chris Kunitz and Eric Tangradi, Feb. 26, 2009						
Drafted	Selected by Pittsburgh in the first round (fifth overall) of the 2002 NHL Entry Draft						
2008-09 REAL TIME	TOI/GM	SHFT/GM	FO% (FW/FL)				
	23:51	25.0	0% (0/0)				

2008-09:

Appeared in his fourth NHL season, split with Pittsburgh and Anaheim...following his acquisition from the Penguins, collected 0-10=10 points with a +1 rating in 20 games with the Ducks...earned 0-4=4 points during a three-game point streak from Mar. 29-Apr. 2, his first point streak with Anaheim...recorded his first multiple-point game as Duck with two assists in a 4-3 OT victory, Mar. 11 vs. VAN...earned his first point as a Duck (assist) with a season-high +2 rating in his Anaheim home debut, Mar. 6 vs. DAL...logged 24:19 TOI with three blocked shots in his Ducks debut, Feb. 26 @ BOS...appeared in 28 games for the Penguins, scoring 2-11=13 points with 16 PIM...at the time of the trade, led Pittsburgh with 24:34 TOI...also averaged a team-leading 5:39 TOI on the power play...collected his 150th career point (assist), Feb. 19 vs. MTL...scored his second goal of the season on the power play in his 250th career NHL game, Feb. 16 @ NYI...served as Pittsburgh's alternate captain for the month of January...logged a season-high 30:30 TOI, Jan. 20 vs. CAR...collected points in six of seven games (1-6=7) from Jan. 14-31...sparked the tear with his first goal of the season, Jan. 14 vs. WSH...missed the first 33 games of the season (foot injury) before making his 2008-09 debut on Dec. 23 vs. TB...**PLAYOFFS:** Appeared in all 13 playoff games with Anaheim, earning 1-5=6 points...finished fifth on the team in assists and tied for sixth in scoring...netted his third career playoff goal in Game 5 of the CSF, May 10 @ DET...opened

NHL HIGHLIGHTS

NHL Career Hat Tricks:

None

NHL Career Multiple-Point Games:

31 (3 multiple-goal, 20 multiple-assist)

NHL Career Highs:

Goals: 2, three times (last: Feb. 7, 2008 w/PIT vs. NYI)

Assists: 3, two times (last: Mar. 13, 2007 w/PIT vs. BUF)

Points: 3, five times (last: Feb. 21, 2008 w/PIT @ MTL; 1-2=3)

PIM: 20, Jan. 25, 2006 w/PIT vs. WSH

TOI: 31:55, Mar. 1, 2007 w/PIT @ NYR

Shots: 7, Apr. 18, 2006 @ TOR

Plus/Minus: +3, five times (last: Mar. 16, 2007 w/PIT vs. MTL)

Goal Streak: Two games, two times (last: Jan. 27-30, 2007; 2-1=3)

Assist Streak: Seven games, Jan. 10-27, 2007 (1-9=10)

Point Streak: Nine games, Jan. 10-Feb. 1, 2007 (2-10=12)

Penalty Shots: None

First NHL Game:

In a 4-3 PIT win, Nov. 1, 2005 @ NJ

First NHL Point:

An assist in a 4-3 PIT win, Nov. 1, 2005 @ NJ

First NHL Goal:

A goal (Lundqvist) in a 2-1 PIT loss, Dec. 1, 2005 @ NYR

Milestones Achieved:

200th NHL game, Feb. 9, 2008 w/PIT vs. LA

100th NHL assist, Mar. 12, 2008 w/PIT vs. BUF

100th NHL point, Oct. 20, 2007 w/PIT @ WSH

Milestones Within Reach:

27 appearances to 300 NHL games

40 points to 200 NHL points

his Ducks playoff career with a four-game point streak (0-4=4), Apr. 16-23...made his Anaheim postseason debut in Game 1 of the CQF on Apr. 16 @ SJ, earning an assist on the GWG along with a +1 rating.

CAREER:

Was originally selected by Pittsburgh in the first round (fifth overall) of the 2002 Entry Draft...**2007-08:** Appeared in his third NHL season...helped Pittsburgh advance to Game 6 of the Stanley Cup Final, scoring 1-5=6 points in 20 postseason games...finished the playoffs tied for the team lead with a +8 rating...was even-or-better in 16 of 20 playoff games...logged a game-high 50:46 TOI in Game 5 of the SCF (triple overtime), June 2 @ DET...played in 76 regular season games, earning 12-28=40 points...ranked second on the Penguins in TOI (22:28) and fourth in blocked shots (114)...notched his 100th career assist, Mar. 12 vs. BUF...equaled a career high with three points on Feb. 21 vs. MTL (1-2=3) and Feb. 7 vs. NYI (2-1=3)...appeared in his 200th career NHL game, Feb. 9 vs. LA...scored his first career SHG, Jan. 24 vs. PHI...scored his fourth career GWG for his 100th career NHL point, Oct. 20 @ WSH...**2006-07:** Appeared in his second NHL season with Pittsburgh...made his Stanley Cup Playoffs debut, recording 1-1=2 points in five games...scored his first career playoff goal in a 4-3 win in Game 2 of the CQF, Apr. 11 @ OTT...earned an assist in his first career postseason

WHITNEY VS. NHL

Team	GP	G	A	Pts.	PIM
Anaheim	3	0	1	1	0
Atlanta	11	4	4	8	8
Boston	13	0	6	6	4
Buffalo	10	1	7	8	8
Calgary	2	0	1	1	2
Carolina	11	1	3	4	6
Chicago	3	0	0	0	0
Colorado	5	0	2	2	0
Columbus	3	0	2	2	2
Dallas	5	0	3	3	0
Detroit	3	0	0	0	0
Edmonton	4	1	1	2	0
Florida	12	2	4	6	6
Los Angeles	2	0	1	1	2
Minnesota	3	0	0	0	0
Montreal	15	5	9	14	10
Nashville	5	0	0	0	6
New Jersey	23	0	14	14	14
NY Islanders	24	5	14	19	14
NY Rangers	25	3	10	13	27
Ottawa	10	1	6	7	22
Philadelphia	24	4	14	18	48
Phoenix	5	1	3	4	8
Pittsburgh	-	-	-	-	-
San Jose	6	0	0	0	6
St. Louis	2	0	0	0	2
Tampa Bay	13	1	3	4	8
Toronto	13	1	10	11	8
Vancouver	4	0	4	4	0
Washington	14	4	4	8	24
NHL Totals	273	34	126	160	235



DEFENSEMAN 19


game, a 6-3 loss in Game 1 of the CQF on Apr. 11 @ OTT... finished the regular season setting career highs in goals (14), assists (45), points (59), plus/minus (+9) and games (81)...ranked sixth in scoring among NHL defensemen... was second on the Penguins in TOI (23:56)...recorded his second career multiple-goal game (2-0=2), including the game-winner in a 4-3 victory on Mar. 27 @ WSH...tied his career best with back-to-back +3 ratings on Mar. 14 @ NJ and Mar. 16 vs. MTL...matched a career high with 0-3=3 assists in a 5-4 shootout win, Mar. 13 vs. BUF...registered a personal-best 31:55 TOI, Mar. 1 @ NYR...owned a career-high nine-game point streak (2-10=12) from Jan.10-Feb.1... had a pair of career-high two-game goal streaks, including Jan. 2-5 (2-1=3) and Jan. 27-30 (2-1=3)...recorded his first career multi-goal game (2-0=2) in a 6-5 win, Oct. 12 @ NYR...**2005-06:** Appeared in his first NHL season with Pittsburgh, collecting 6-32=38 points in 68 games... ended the season on a season-high five-game point streak (2-5=7), Apr. 11-18...logged a season-high 30:33 TOI, Apr. 15 @ NYI...recorded his first career GWG in a 5-1 victory, Apr. 7 @ FLA...scored his first career NHL goal (Lundqvist) in a 2-1 loss, Dec. 1 @ NYR...opened his NHL career on a four-game point streak (0-7=7), Nov. 1-7...set career highs in assists (3) and plus/minus (+3) in just his second career NHL game, Nov. 3 @ NYI...earned an assist in his NHL debut, a 4-3 win on Nov. 1 @ NJ...was recalled from Wilkes-Barre/Scranton (AHL) after scoring 5-9=14 points in the team's first nine games...re-joined Wilkes-Barre/Scranton for the playoffs and posted 1-4=5 points in 11 games...**2004-05:** Appeared in his second professional season with Wilkes-Barre/Scranton, earning 6-35=41 points in 80 games...became the first Wilkes-Barre/Scranton rookie to play in all 80 games since 1999-00... ranked fourth in assists and 10th in scoring among AHL rookies...led team defensemen in scoring and assists, and ranked seventh overall in scoring and first in PPP... recorded 2-7=9 points in 11 play-

off games...finished second on the team in playoff scoring and was first in assists...**2003-04:** Made his professional debut in the 2004 Calder Cup Playoffs with Wilkes-Barre/Scranton, scoring 1-9=10 points in 20 games...ranked fourth among AHL defensemen and fifth among AHL rookies in postseason scoring...finished second among AHL rookies in assists...**Miscellaneous:** Played for the Team USA in the World Junior Championships in 2002 and 2003... in 2003, had 1-4=5 points in seven games and helped Team USA to a fourth-place finish...played for the U.S. National Developmental Team in 2000-01...played three seasons at Boston University (2001-04)...led the Terriers in scoring as a junior in 2003-04 with 9-16=25 points and named Honorable Mention All-Hockey East.

PERSONAL:

Graduated from Thayer Academy in 2001 (Braintree, MA)... attended Boston University from 2001-04, majoring in sociology...favorite player growing up was Ray Bourque and favorite team was the Bruins...his first job was as a paper boy when he was 11...vacationed in Nantucket, MA and Minnesota during the summer...plays tennis and golf during the off-season...lists Tiger Woods as his favorite athlete out-

side of hockey...is a fan of his hometown Boston teams, including the MLB Red Sox and NFL Patriots... says baseball is his favorite sport other than hockey...lists Toronto's Air Canada Centre as his favorite road arena and Boston as his favorite city on the road...enjoys "Rescue Me," "Nip/Tuck" and "The Shield" on FX...his favorite restaurant is P.F. Chang's China Bistro, often ordering their sweet and sour chicken and chicken lettuce Wraps.



REGULAR SEASON

PLAYOFFS

Season	Team	League	GP	G	A	Pts.	PIM	+/-	GP	G	A	Pts.	PIM
2001-02	Boston University	NCAA	35	4	17	21	46	-	-	-	-	-	-
2002-03	Boston University	NCAA	34	3	10	13	48	-	-	-	-	-	-
2003-04	Boston University	NCAA	38	9	16	25	56	-	-	-	-	-	-
	Wilkes-Barre	AHL	-	-	-	-	-	-	20	1	9	10	6
2004-05	Wilkes-Barre	AHL	80	6	35	41	101	-12	11	2	7	9	12
2005-06	PITTSBURGH	NHL	68	6	32	38	85	-7	-	-	-	-	-
	Wilkes-Barre	AHL	9	5	9	14	6	+7	11	1	4	5	8
2006-07	PITTSBURGH	NHL	81	14	45	59	77	+9	5	1	1	2	6
2007-08	PITTSBURGH	NHL	76	12	28	40	45	-2	20	1	5	6	25
2008-09	PITTSBURGH	NHL	28	2	11	13	16	-15	-	-	-	-	-
	Wilkes-Barre	AHL	1	0	1	1	2	-1	-	-	-	-	-
	ANAHEIM	NHL	20	0	10	10	12	+1	13	1	5	6	9
NHL Totals			273	34	126	160	235	-14	38	3	11	14	40
Anaheim Totals			20	0	10	10	12	+1	13	1	5	6	9



JAMES WISNIEWSKI

Shoots	Right	Ht	5-11	Wt	205	Age	25; turns 26 on Feb. 21, 2010
Born	Feb. 21, 1984; Canton, Michigan			Hometown	Canton, Michigan		
Acquired	From Chicago with Petri Kontiola in exchange for Samuel Pahlsson, Logan Stephenson and a conditional selection in the 2009 NHL Entry Draft, Mar. 4, 2009						
Drafted	By Chicago in the fifth round (156th overall) of the 2002 NHL Entry Draft						
2008-09 REAL TIME	TOI/GM	SHFT/GM	FD% (FW/FL)				
	19:51	24.6	0.0% (0/0)				

2008-09:

Appeared in his fourth NHL season, first with Anaheim...registered a plus-or-even rating for his fourth consecutive NHL season (+24 on his career)...set a career high in assists with 21...acquired by Anaheim at the trade deadline (Mar. 4) from Chicago with Petri Kontiola in exchange for Samuel Pahlsson, Logan Stephenson and a conditional selection in the 2009 NHL Entry Draft...following his acquisition, Anaheim went 11-5-1 with Wisniewski on the roster...also ranked second among team defensemen in points after his acquisition...had four multiple-point games (all multi-assists)...ranked third on the Ducks in plus/minus...collected two assists for fourth multi-point game of the season, Apr. 11 @ PHX...logged 24:46 TOI on Apr. 2 @ VAN, his highest total with Anaheim...matched a single-game career high for points and assists (0-3-3), Mar. 25 @ COL...it was his second three-assist game and third three-point game of his career...earned a PPA with a season-high +3 rating, Mar. 22 vs. PHX...scored the club's opening goal in his Ducks debut, Mar. 6 vs. DAL...with Chicago, earned two assists for his second multi-point game of the season, Feb. 19 @ FLA...logged a career-high 28:23 TOI, Jan. 16 vs. NYR...had a career-high three assists (0-3-3) in his season debut, Dec. 16 @ EDM...missed the first 28 games of the season with a knee injury...**PLAYOFFS:** Made his Stanley Cup Playoffs debut with Anaheim, appearing in 12 of the Ducks' 13 contests...assisted on Todd Marchant's GWG

at 1:15 of triple OT in Game 2 of the CSF, May 3 @ DET...logged a playoff career-high 35:30 TOI in the contest...missed Game 4 of the CSF vs. DET with a lung contusion suffered after taking a puck to the chest in Game 3...scored his first career playoff goal in Game 3 of the CQF, Apr. 21 vs. SJ...collected his first career playoff point (assist) in Game 2 of the CQF, Apr. 19 @ SJ.

CAREER:

Signed a one-year contract with Anaheim, July 13, 2009...**2007-08:** In his third NHL season, ranked third among Chicago blueliners, setting a career high for games played with 68...led Blackhawks defensemen and ranked second overall with a career high 103 PIM...registered four multiple-point games, including two multi-assist contests...logged a season-high 25:08 TOI, Apr. 4 vs. DET...scored the GTG, had an assist and a career-high +4 rating in a 4-3 OT win, Mar. 23 vs. STL...accrued a career-high 15 PIM, Mar. 5 vs. ANA...put together a career-high four-game point streak (1-5-6), Feb. 10-17...missed 10 games from Dec. 30 to Jan. 16 due to a sprained knee suffered on Dec. 26 vs. NSH...appeared in his 100th NHL game, Dec. 22 @ OTT...missed three games due to a facial injury, Nov. 28-Dec. 1...scored the first PPG of his career as part of a career-high three-point night (1-2-3), Oct. 31 @ DAL...scored the first SHG of

NHL HIGHLIGHTS

NHL Career Hat Tricks:

None

NHL Career Multiple-Point Games:

10 (0 multiple-goal, 6 multiple-assist)

NHL Career Highs:

Goals: 1, 14 times (last: Mar. 6, 2009 vs. DAL)

Assists: 3, two times (last: Mar. 25, 2009 @ COL)

Points: 3, three times (last: Mar. 25, 2009 @ COL; 0-3-3)

PIM: 15, Mar. 5, 2008 w/CHI vs. ANA

TOI: 28:23, Jan. 16, 2009 w/CHI vs. NYR

Shots: 6, two times (last: Jan. 16, 2009 w/CHI vs. NYR)

Plus/Minus: +4, Mar. 23, 2008 w/CHI vs. STL

Goal Streak: None

Assist Streak: Four games, Feb. 10-17, 2008 (1-5-6)

Point Streak: Four games, Feb. 10-17, 2008 (1-5-6)

Penalty Shots: None

First NHL Game:

In a 6-5 CHI loss, Feb. 2, 2006 @ STL

First NHL Point:

An assist in a 2-1 CHI loss, Feb. 8, 2006 @ SJ

First NHL Goal:

A goal (LeNeveu) in a 4-3 CHI loss, Mar. 23, 2006 @ PHX

Milestones Achieved:

100th NHL game, Dec. 22, 2007 w/CHI @ OTT

200th NHL penalty minute, Mar. 19, 2009 @ PHX

Milestones Within Reach:

15 appearances to 200 NHL games

33 points to 100 NHL points

WISNIEWSKI VS. NHL

Team	GP	G	A	Pts.	PIM
Anaheim	7	0	0	0	29
Atlanta	1	0	0	0	0
Boston	2	1	1	2	0
Buffalo	3	1	0	1	0
Calgary	10	1	2	3	4
Carolina	0	0	0	0	0
Chicago	0	0	0	0	0
Colorado	11	0	9	9	14
Columbus	13	3	1	4	16
Dallas	10	3	4	7	6
Detroit	16	1	3	4	32
Edmonton	12	0	7	7	10
Florida	2	0	2	2	0
Los Angeles	7	0	2	2	2
Minnesota	12	0	1	1	12
Montreal	-	-	-	-	-
Nashville	20	2	5	7	23
New Jersey	-	-	-	-	-
NY Islanders	-	-	-	-	-
NY Rangers	2	0	0	0	0
Ottawa	2	0	0	0	0
Philadelphia	1	0	1	1	0
Phoenix	11	1	4	5	13
Pittsburgh	2	0	1	1	2
San Jose	12	0	4	4	13
St. Louis	15	1	4	5	15
Tampa Bay	1	0	0	0	0
Toronto	2	0	0	0	2
Vancouver	10	0	1	1	13
Washington	1	0	1	1	2
NHL Totals	185	14	53	67	208

DEFENSEMAN 34


his career, Oct. 7 vs. DET...**2006-07:** In his second NHL season, played the majority of the campaign with Chicago, also appearing in 10 contests with Norfolk (AHL)...with Chicago, suffered a torn ACL on Mar. 6 vs. LA, which kept him out of the lineup for the remainder of the season... posted a plus-or-even rating in 37 of his 50 NHL contests... earned a then career-high 1-1=2 points on two separate occasions: Jan. 28 vs. CGY and Dec. 20 vs. BOS...also logged a then career-high 25:47 TOI, Dec. 9 @ MIN...with Norfolk, earned six assists in 10 games...**2005-06:** Made his NHL debut with the Blackhawks, appearing in 19 contests for the club...notched his first career NHL goal, Mar. 23 @ PHX...put together a two-game point streak (0-2=2), Feb. 8-11...collected his first career NHL point (assist), Feb. 8 @ SJ...made his NHL debut, Feb. 2 @ STL...in 61 games with Norfolk (AHL), recorded 7-28=35 points, the most among team defensemen...earned 1-2=3 points in four playoff games with the Admirals...**2004-05:** Made his professional debut with Norfolk, appearing in 66 games while earning 7-17=25 points with 100 PIM...racked up 1-3=4 points in five Calder Cup Playoff games...**2003-04:** Capped his junior career ranking second on the Plymouth Whalers (OHL) in assists and third in points while serving as team captain...named the Canadian Major Junior Defenseman of the Year and to the Canadian Major Junior First All-Star Team...also named the OHL Defenseman of the Year and to the OHL First All-Star Team... was also a member of the OHL's All-Scholastic Team...

MISCELLANEOUS: In 217 career OHL contests, collected 52-135=187 points with 295 PIM...was also named

to the OHL's All-Scholastic team in 2003...in 2000-01, was named Plymouth's Rookie of the Year and was selected to the OHL First All-Rookie team...has won a gold medal with the United States at three different levels...captured gold at the 2001 World Under-17 Challenge, the 2002 IIHF Under-18 World Junior Championships and the 2002 IIHF Under-20 World Junior Championships...skated for Team USA, which finished fourth, at the 2003 IIHF Under-20 World Junior Championships.

PERSONAL:

Was engaged to fiancé Nicole last summer...is one of four children having two older sisters and one younger sister...enjoys cooking, but mostly on the grill... his uncle, Billy Dea was a player (Detroit, Pittsburgh, Chicago and NY Rangers), coach (Detroit) and scout in the NHL with a career spanning 50 years... donates his time to the USO of Illinois...lists Cristiano Ronaldo of Manchester United as his favorite athlete outside the sport of hockey...enjoys watching the History Channel when he has time for television.



REGULAR SEASON PLAYOFFS

Season	Team	League	GP	G	A	Pts.	PIM	+/-	GP	G	A	Pts.	PIM
2002-03	Plymouth	OHL	52	18	34	52	60	35	18	2	10	12	14
2003-04	Plymouth	OHL	50	17	53	70	63	31	9	3	7	10	8
2004-05	Norfolk	AHL	66	7	18	25	110	+4	5	1	3	4	2
2005-06	Norfolk	AHL	61	7	28	35	67	+4	4	1	2	3	6
	CHICAGO	NHL	19	2	5	7	36	0	-	-	-	-	-
2006-07	Norfolk	AHL	10	0	6	6	8	+5	-	-	-	-	-
	CHICAGO	NHL	50	2	8	10	39	+3	-	-	-	-	-
2007-08	CHICAGO	NHL	68	7	19	26	103	+12	-	-	-	-	-
2008-09	CHICAGO	NHL	31	2	11	13	14	+6	-	-	-	-	-
	Rockford	AHL	2	3	1	4	0	+4	-	-	-	-	-
	ANAHEIM	NHL	17	1	10	11	16	+3	12	1	2	3	0
NHL Totals			185	14	53	67	208	+24	12	1	2	3	0
Anaheim Totals			17	1	10	11	16	+3	12	1	2	3	0



MATT BELESKEY

LEFT WING

Shoots: Left Ht: 6-0 Wt: 204

Born: June 7, 1988; Windsor, Ontario

Drafted: By Anaheim in the fourth round (112th overall) of the 2006 NHL Entry Draft

Made his professional debut with Iowa (AHL) in 2008-09, scoring 11-24=35 points in 58 games...ranked fifth among Iowa leaders in scoring, tied for third in assists and tied for second in PPG (6)...was recalled by Anaheim on Jan. 9 and made his NHL debut that night vs. TB, earning a +1 rating in 13:53 TOI...made his second Ducks appearance on Jan. 11 vs. NJ, recording 8:26 TOI...was reassigned to Iowa on Jan. 15 for the remainder of the regular season...in his fourth season with Belleville (OHL) in 2007-08, established career highs in goals, assists and points while leading the Bulls in scoring...finished 13th overall in OHL scoring and ninth in goals...led the club and finished third in the OHL in postseason scoring en route an OHL Championship appearance...in 2006-07, finished fourth on the Bulls in scoring and third in assists...helped lead Belleville to the East Division title in the Eastern Conference...also appeared in 15 postseason contests, earning 4-10=14 points...in 2005-06 with Belleville, finished the season tied for second in goals, recording 20-20=40 points with 119 PIM in 61 games...selected to the 2006 CHL Top Prospects Game in Ottawa.

REGULAR SEASON PLAYOFFS

Season	Team	League	GP	G	A	Pts.	PIM	GP	G	A	Pts.	PIM
2004-05	Belleville	OHL	68	10	13	23	118	5	0	0	0	18
2005-06	Belleville	OHL	61	20	20	40	119	6	1	2	3	10
2006-07	Belleville	OHL	66	27	41	68	124	15	4	10	14	18
2007-08	Belleville	OHL	62	41	49	90	106	21	12	21	33	23
2008-09	Iowa	AHL	58	11	24	35	58	-	-	-	-	-
	ANAHEIM	NHL	2	0	0	0	0	-	-	-	-	-
NHL Totals			2	0	0	0	0	-	-	-	-	-
AHL Totals			58	11	24	35	58	-	-	-	-	-



STU BICKEL

DEFENSEMAN

Shoots: Right Ht: 6-4 Wt: 207

Born: October 2, 1986; Chanhassen, Minnesota


Acquired: Signed as a free agent, July 2, 2008

Drafted: Not drafted

Made his professional debut with Iowa (AHL) in 2008-09, collecting 0-1=1 point in 21 games...earned his first career point (assist), Feb. 16 vs. Lake Erie...made his AHL debut on Oct. 10 vs. Peoria, recording one shot on net...competed in his freshman season at the University of Minnesota (WCHA) in 2007-08...appeared in all 45 of the Gophers' contests before the team fell to Boston College in the NCAA Regionals...led the club in PIM with 92...scored a goal on Nov. 23 @ Michigan State in a 3-3 tie...collected an assist on the team's lone goal in the WCHA Final Five title game against Denver...appeared in 57 contests with Sioux Falls (USHL) in 2006-07...helped the Stampede to the 2007 Clark Cup championship...also led the USHL with 215 PIM...played his senior season of prep hockey as a forward at Eden Prairie High School in 2003-04...finished second on the team in scoring, earning 16-25=41 points in 28 games.

REGULAR SEASON PLAYOFFS

Season	Team	League	GP	G	A	Pts.	PIM	GP	G	A	Pts.	PIM
2004-05	Green Bay	USHL	13	0	0	0	20	-	-	-	-	-
2005-06	Green Bay	USHL	14	0	0	0	25	-	-	-	-	-
	S. Minnesota	NAHL	38	8	12	20	115	13	1	4	5	36
2006-07	Sioux Falls	USHL	57	2	11	13	215	8	0	3	3	29
2007-08	U. of Minnesota	WCHA	45	1	6	7	92	-	-	-	-	-
2008-09	Iowa	AHL	21	0	1	1	51	-	-	-	-	-
AHL Totals			21	0	1	1	51	-	-	-	-	-



TROY BODIE

RIGHT WING

Shoots: Right	Ht: 6-4	Wt: 214
Born: January 25, 1985; Portage la Prairie, Manitoba		
Acquired: Signed as a free agent, July 22, 2008		
Drafted: By Edmonton in the ninth round (278th overall) of the 2003 NHL Entry Draft		

Appeared in his first NHL season in 2008-09...made his NHL debut on Jan. 16 @ PIT, recording an even plus/minus rating in 6:44 TOI...was originally recalled from Iowa (AHL) on Jan. 15...appeared in 71 games with Iowa, scoring 15-12=27 points with 105 PIM...scored a season-high two goals (2-0=2), Feb. 24 vs. San Antonio...put together a career-high five-game point streak (2-3=5), Jan. 29-Feb. 7...appeared in 62 contests with Springfield (AHL) in 2007-08...logged 108 PIM, finishing third on the Falcons...made his professional debut in 2006-07, splitting the season with Stockton (ECHL) and Hamilton (AHL)...finished fifth in scoring for Stockton, collecting 21-17=38 points with 80 PIM...also appeared in six postseason contests with Stockton, earning 0-2=2 assists...played four seasons of junior hockey with Kelowna (WHL)...in 2005-06, finished second on the club in goals, fourth in points and second in PIM...established WHL career highs in goals, assists and points while tying his career high for games played...appeared in 12 postseason contests, tying the team lead for goals and finishing third in points...in 2004-05, finished fourth in points for the Rockets, averaging .67 points-per-game...played in 24 WHL Playoff contests with Kelowna, earning 4-13=17 points...in 2003-04, won the Memorial Cup with Kelowna...earned 8-12=20 points in 71 contests during the regular season...in his first season of junior hockey, earned 4-4=8 points in 35 contests with Kelowna.

Season	Team	League	REGULAR SEASON					PLAYOFFS				
			GP	G	A	Pts.	PIM	GP	G	A	Pts.	PIM
2002-03	Kelowna	WHL	35	4	4	8	36	11	1	1	2	2
2003-04	Kelowna	WHL	71	8	12	20	112	17	7	3	10	6
2004-05	Kelowna	WHL	72	24	24	48	96	24	4	13	17	26
2005-06	Kelowna	WHL	72	28	25	53	117	12	5	4	9	8
2006-07	Stockton	ECHL	46	21	17	38	80	6	0	2	2	6
	Hamilton	AHL	20	0	1	1	29	-	-	-	-	-
2007-08	Springfield	AHL	62	9	6	15	108	-	-	-	-	-
2008-09	Iowa	AHL	71	15	12	27	105	-	-	-	-	-
	ANAHEIM	NHL	4	0	0	0	0	-	-	-	-	-
NHL Totals			4	0	0	0	0	-	-	-	-	-
AHL Totals			153	24	19	43	242	-	-	-	-	-





JOHN DE GRAY

DEFENSESMAN

Shoots: Left Ht: 6-4 Wt: 215

Born: March 14, 1988; Richmond Hill, Ontario

Drafted: By Anaheim in the third round (83rd overall) of the 2006 NHL Entry Draft

Appeared in his second professional season with Iowa (AHL) in 2008-09, registering 2-5=7 points in 62 games...scored his first career goal with a shorthanded tally in a 4-3 Chops victory, Feb. 2 vs. Houston... earned his first career point (assist) in a 6-1 Iowa win, Nov. 13 vs. San Antonio...in 2007-08, helped Brampton to a second-place finish in the OHL Eastern Conference...finished second on the Battalion in defenseman scoring while tying career highs in goals, assists and points...led the club and established a career high in PIM...made his professional debut with Portland (AHL), appearing in six regular season and three postseason contests...played 65 games for Brampton in 2006-07, establishing career highs in goals, assists and points... finished third on the club in scoring among defensemen...in 2005-06, recorded 0-10=10 points with 103 PIM in 68 games...was selected to the 2006 CHL Top Prospects Game in Ottawa, Ontario...played 53 games in his rookie season, recording 2-8=10 points.

REGULAR SEASON PLAYOFFS

Season	Team	League	GP	G	A	Pts.	PIM	GP	G	A	Pts.	PIM
2004-05	Brampton	OHL	53	2	8	10	51	6	0	0	0	2
2005-06	Brampton	OHL	68	0	10	10	103	11	0	0	0	8
2006-07	Brampton	OHL	65	4	13	17	75	4	1	0	1	10
2007-08	Brampton	OHL	67	4	13	17	140	5	0	0	0	12
	Portland	AHL	6	0	0	0	0	3	0	0	0	0
2008-09	Iowa	AHL	62	2	5	7	67	-	-	-	-	-
AHL Totals			68	2	5	7	67	3	0	0	0	0



NICOLAS DESCHAMPS

CENTER

Shoots: Left Ht: 6-1 Wt: 189


Born: January 6, 1990; Lasalle, Quebec

Drafted: By Anaheim in the second round (35th overall) of the 2008 NHL Entry Draft

Made his professional debut with Iowa (AHL) in 2008-09, picking up 0-1=1 point in two games...collected his first career point (assist), Apr. 11 vs. Quad City...made his pro debut on Apr. 10 @ Quad City...spent the rest of the season with Chicoutimi (QMJHL)...ranked third among the Saguenens in scoring (24-41=65) and second in assists...scored a career-high 1-3=4 points on three separate occasions vs. Rimouski (Dec. 27) and Baie-Comeau (Jan. 31 and Feb. 22)...earned 3-1=4 points in four QMJHL Playoff contests, including a two-goal effort in Game 4 of the opening round vs. Rimouski on Mar. 25...appeared in his first season with Chicoutimi in 2007-08...led all league rookies in scoring and was selected to the QMJHL All-Rookie Team... finished second on his team in points, while also being named the Best Defensive Forward in the QMJHL... earned Rookie of the Month honors twice (November and January)...represented Team Canada at the 2008 IIHF Under-18 World Championships.

REGULAR SEASON PLAYOFFS

Season	Team	League	GP	G	A	Pts.	PIM	GP	G	A	Pts.	PIM
2007-08	Chicoutimi	QMJHL	70	24	43	67	63	6	2	3	5	6
2008-09	Chicoutimi	QMJHL	65	24	41	65	40	4	3	1	4	12
	Iowa	AHL	2	0	1	1	0	-	-	-	-	-
AHL Totals			2	0	1	1	0	-	-	-	-	-
QMJHL Totals			135	48	84	132	103	10	5	4	9	18



RYAN DONALLY

LEFT WING

Shoots: Left Ht: 6-5 Wt: 221

Born: February 4, 1985; Tecumseh, Ontario

Acquired: Signed as a free agent, July 22, 2008

Drafted: By Calgary in the fourth round (97th overall) of the 2003 NHL Entry Draft

Appeared in his third professional season in 2008-09, scoring 5-4=9 points in a career-high 72 games with Iowa (AHL)...ranked second on the Chops with 159 PIM...had a season-high two-game point streak (1-1=2), Nov. 11-13...scored his first goal of the season in a 4-3 OT win, Oct. 11 @ Peoria...in 2007-08, spent time with both Las Vegas (ECHL) and Quad City (AHL), both affiliates of the Calgary Flames...in 53 contests with the Wranglers, earned 15-22=37 points...finished first on the club in PIM and fifth in scoring...made his professional hockey debut in 2006-07, playing for the Omaha Ak-Sar-Ben Knights (AHL) and Las Vegas...earned 3-2=5 points with Omaha in 18 contests...finished fourth on Las Vegas in PIM with 79...played four seasons of junior hockey in the OHL...established career highs with Windsor in 2002-03, earning 11-15=26 points in 65 appearances.

Season	Team	League	REGULAR SEASON					PLAYOFFS				
			GP	G	A	Pts.	PIM	GP	G	A	Pts.	PIM
2002-03	Windsor	OHL	65	11	15	26	108	7	0	1	1	8
2003-04	Windsor	OHL	44	8	14	22	93	-	-	-	-	-
2004-05	Windsor	OHL	29	2	3	5	87	-	-	-	-	-
	Kitchener	OHL	21	1	2	3	45	13	0	0	0	12
2005-06	Kitchener	OHL	8	0	0	0	29	-	-	-	-	-
	Sudbury	OHL	39	5	5	10	76	10	0	1	1	27
2006-07	Omaha	AHL	18	3	2	5	38	-	-	-	-	-
	Las Vegas	ECHL	33	3	5	8	79	3	0	0	0	4
2007-08	Las Vegas	ECHL	53	15	22	37	176	4	2	2	4	6
	Quad City	AHL	10	0	0	0	21	-	-	-	-	-
2008-09	Iowa	AHL	72	5	4	9	159	-	-	-	-	-
AHL Totals			100	8	6	14	218	-	-	-	-	-





BRETT FESTERLING

DEFENSESMAN

Shoots: Left Ht: 6-1 Wt: 210

Born: March 3, 1986; Quesnel, British Columbia

Acquired: Signed as a free agent, September 14, 2005

Drafted: Not drafted

Appeared in his first NHL season with Anaheim in 2008-09, earning 0-5=5 points in 40 regular season games...made his Stanley Cup Playoffs debut in Game 4 of the CSF on May 7 vs. DET, registering 14:34 TOI...collected a career-best 0-2=2 points and +2 rating, Feb. 15 vs. ATL...missed two games with a left knee contusion, Jan. 16-17...recorded a career-high 22:38 TOI, Jan. 2 vs. PHI...earned his first NHL point (assist) with a +1 rating, Dec. 3 @ CHI...made his NHL debut on Nov. 16 vs. LA, recording 17:42 TOI...began the season in Iowa (AHL), collecting 0-7=7 points in 34 games...appeared in a career-high 74 contests in his professional debut with Portland (AHL) in 2007-08...collected 3-11=14 points with 64 PIM...helped the Pirates to an Eastern Conference Finals appearance in the 2008 Calder Cup Playoffs...played 70 games in 2006-07 with Vancouver (WHL), scoring 5-16=21 points with 80 PIM...set career highs for goals, assists and points...helped lead the Giants to a B.C. Division title and a second-place finish in the Western Conference...appeared in 22 postseason contests, earning 1-6=7 points with 24 PIM...won the Memorial Cup with Vancouver in 2007, beating Medicine Hat in the final by a score of 3-1...in 2005-06, scored 1-6=7 points...played in 18 postseason games, recording 0-1=1 point with 10 PIM...split the 2004-05 season between Tri-City and Vancouver, earning 5-15=20 points in 65 games with the two clubs...appeared in five playoff games with Vancouver, going scoreless with six PIM...played in 54 games with Tri-City in 2003-04, collecting 1-9=10 points with 34 PIM...in 11 postseason contests, earned 1-1=2 points with two PIM.

REGULAR SEASON PLAYOFFS

Season	Team	League	GP	G	A	Pts.	PIM	GP	G	A	Pts.	PIM
2001-02	Tri-City	WHL	3	0	0	0	0	-	-	-	-	-
2002-03	Tri-City	WHL	55	3	8	11	26	-	-	-	-	-
2003-04	Tri-City	WHL	54	1	9	10	34	11	1	1	2	2
2004-05	Tri-City	WHL	33	3	11	14	20	-	-	-	-	-
	Vancouver	WHL	32	2	4	6	10	5	0	0	0	6
2005-06	Vancouver	WHL	67	1	6	7	35	18	0	1	1	10
2006-07	Vancouver	WHL	70	5	16	21	80	22	1	6	7	24
2007-08	Portland	AHL	74	3	11	14	64	15	1	3	4	6
2008-09	Iowa	AHL	34	0	7	7	31	-	-	-	-	-
	ANAHEIM	NHL	40	0	5	5	18	1	0	0	0	0
NHL Totals			40	0	5	5	18	1	0	0	0	0
AHL Totals			108	3	18	21	95	15	1	3	4	6





JEAN-PHILIPPE LEVASSEUR

GOALTENDER

Catches: Right Ht: 6-0 Wt: 199

Born: January 15, 1987; Victoriaville, Quebec

Drafted: By Anaheim in the seventh round (197th overall) of the 2005 NHL Entry Draft

Spent his second professional season with Iowa (AHL), posting a 13-18-4 record with a 3.11 GAA and .890 SV%...won a season-high three consecutive games from Oct. 31-Nov. 13, recording a 1.33 GAA and .949 SV%...opened the season with a 7-2-1 record in his first 12 appearances, Oct. 11-Dec. 5...split 2007-08 with Portland (AHL) and Augusta (ECHL) in his first professional season...backstopped 29 games in the ECHL, posting a 2.99 GAA and .900 SV% for the Lynx...appeared in 10 games for Portland, recording one shutout and a 2.50 GAA...appeared in 58 games for Rouyn-Noranda (QMJHL) in 2006-07, posting a 3.50 GAA and a league-high 31 wins...played 15 postseason contests, going 8-6 with a 3.59 GAA to help lead the Huskies into the Semifinals...appeared in 58 games with Rouyn-Noranda in 2005-06, leading the league in wins while setting career highs for victories and GAA...in 2004-05, posted a record of 8-14-3 and a 3.83 GAA...in his first season with Rouyn-Noranda, appeared in three games, going 0-2-1 with a 4.57 GAA.

REGULAR SEASON PLAYOFFS

Season	Team	League	GP	MIN	GA	SO	GAA	W-L-T	SV%	GP	MIN	GA	SO	GAA	W-L
2003-04	Rouyn-Noranda	QMJHL	3	184	14	0	4.57	0-2-1	-	-	-	-	-	-	-
2004-05	Rouyn-Noranda	QMJHL	29	1393	89	0	3.83	8-14-3	-	3	48	3	0	3.76	0-0
2005-06	Rouyn-Noranda	QMJHL	58	3125	178	2	3.42	35-19-0	-	5	297	16	0	3.23	1-4
2006-07	Rouyn-Noranda	QMJHL	58	3118	182	1	3.50	31-21-0	-	15	852	51	0	3.59	8-6
2007-08	Portland	AHL	10	600	25	1	2.50	4-5-1	.886	-	-	-	-	-	-
	Augusta	ECHL	29	1527	76	1	2.99	10-11-2	.900	1	59	2	0	2.02	0-1
2008-09	Iowa	AHL	41	2217	115	0	3.11	13-18-4	.890	-	-	-	-	-	-
AHL Totals			51	2817	140	1	2.98	17-23-5	.889	-	-	-	-	-	-



MAXIME MACENAUER

CENTER

Catches: Left Ht: 6-0 Wt: 205

Born: January 4, 1989; Lavard, Quebec

Drafted: By Anaheim in the third round (63rd overall) of the 2007 NHL Entry Draft

Split his fourth QMJHL season with Rouyn-Noranda and Shawinigan, combining for 22-18=40 points in 54 games...also represented the QMJHL in the 2008 ADT Canada-Russia Challenge...began the season with Rouyn-Noranda before being acquired by Shawinigan on Jan. 8...helped Shawinigan advance to the President Cup Final, scoring 5-9=14 points in 21 playoff games...appeared in his second season with Rouyn-Noranda (QMJHL) in 2007-08, playing in a career-high 67 contests...finished fifth in scoring with the Huskies, helping the club to a first-place finish in the Telus Division...appeared in 17 postseason contests, advancing to the President Cup Final with Rouyn-Noranda.

REGULAR SEASON PLAYOFFS

Season	Team	League	GP	G	A	Pts.	PIM	GP	G	A	Pts.	PIM
2005-06	Rimouski	QMJHL	41	8	14	22	30	-	-	-	-	-
2006-07	Rouyn-Noranda	QMJHL	14	1	3	4	10	-	-	-	-	-
2007-08	Rouyn-Noranda	QMJHL	67	23	37	60	53	17	6	10	16	8
2008-09	Rouyn-Noranda	QMJHL	35	15	9	24	34	-	-	-	-	-
	Shawinigan	QMJHL	19	7	9	16	18	21	5	9	14	20
QMJHL Totals			176	54	72	126	145	38	11	19	30	28



LOGAN MACMILLAN

LEFT WING

Shoots: Left Ht: 6-1 Wt: 197


Born: July 5, 1989; Charlottetown, Prince Edward Island

Drafted: By Anaheim in the first round (19th overall) of the 2007 NHL Entry Draft

Split his fourth QMJHL season with Halifax and Rimouski in 2008-09, scoring 9-22=31 points in 43 games... also participated in the 2008 ADT Canada-Russia Challenge... opened the season with Halifax before being acquired by Rimouski on Dec. 23... scored 3-3=6 points in 13 playoff games as Rimouski advanced to the QMJHL President Cup Semifinals... in 2007-08, recorded 15-26=41 points in 46 contests for Halifax... helped lead the Mooseheads to a first-place finish in the Eastern Division... in his second season with Halifax in 2006-07, established career highs in goals, assists and points while finishing fifth on the team in scoring... also appeared in 12 postseason contests, collecting 9-11=20 points to help lead the Mooseheads into the Semifinals... in his rookie season with Halifax, collected 9-9=18 points with 31 PIM.

REGULAR SEASON PLAYOFFS

Season	Team	League	GP	G	A	Pts.	PIM	GP	G	A	Pts.	PIM
2005-06	Halifax	QMJHL	62	9	9	18	31	11	1	0	1	0
2006-07	Halifax	QMJHL	68	20	35	55	82	12	9	11	20	6
2007-08	Halifax	QMJHL	46	15	26	41	77	15	3	10	13	20
2008-09	Halifax	QMJHL	15	4	6	10	27	-	-	-	-	-
	Rimouski	QMJHL	28	5	16	21	37	13	3	3	6	20
QMJHL Totals			219	53	92	145	254	51	16	24	40	46



MATT McCUE

LEFT WING

Shoots: Left Ht: 6-5 Wt: 227

Born: July 5, 1988; Cochrane, Alberta

Acquired: Signed as a free agent, Dec. 30, 2008

Drafted: Not drafted

Split his sixth WHL season with Brandon and Medicine Hat in 2008-09, combining for 6-19=25 points in 61 games... set WHL career highs in goals, assists, points, appearances and PIM (195)... led Medicine Hat in PIM and ranked tied for tied in plus/minus (+9)... also collected 1-2=3 points in nine playoff games with the Tigers... posted a season-high four-game point streak (2-4=6) from Nov. 5-10 and picked up a season-best 1-2=3 points in a 6-2 win on Nov. 8 vs. Brandon... began the season with Brandon before being acquired by Medicine Hat on Oct. 16.

REGULAR SEASON PLAYOFFS

Season	Team	League	GP	G	A	Pts.	PIM	GP	G	A	Pts.	PIM
2003-04	Spokane	WHL	3	0	0	0	0	-	-	-	-	-
2004-05	Spokane	WHL	21	1	2	3	35	-	-	-	-	-
2005-06	Spokane	WHL	56	5	10	15	125	-	-	-	-	-
2006-07	Spokane	WHL	4	1	1	2	4	-	-	-	-	-
	Chilliwack	WHL	32	2	5	7	71	5	0	0	0	14
2007-08	Chilliwack	WHL	42	0	4	4	111	-	-	-	-	-
	Brandon	WHL	28	0	7	7	84	6	1	0	1	12
2008-09	Brandon	WHL	9	1	1	2	35	-	-	-	-	-
	Medicine Hat	WHL	52	5	18	23	160	9	1	2	3	12
WHL Totals			247	15	48	63	625	20	2	2	4	38



BRENDAN MIKKELSON

DEFENSESMAN


Shoots: Left Ht: 6-3 Wt: 205

Born: June 22, 1987; Regina, Saskatchewan

Drafted: By Anaheim in the second round (31st overall) of the 2005 NHL Entry Draft

Made his NHL debut in 2008-09, collecting 0-2=2 points in 34 games with Anaheim...earned his second career NHL point (assist), Apr. 2 @ VAN...logged a career-high 20:15 TOI, Mar. 25 @ COL...collected his first NHL point (assist), Jan. 31 @ COL...recorded a career-best +2 rating, Jan. 27 @ PHX...made his NHL debut on Jan. 2 vs. PHI, recording 13:39 TOI...in 31 games with Iowa (AHL), collected 2-8=10 points...scored his first goal of the season and registered a season-high five shots on net, Nov. 28 @ Manitoba...competed in his first professional season with Portland (AHL) in 2007-08...scored 6-10=16 points in 66 regular season contests...helped the Pirates to an Eastern Conference Finals appearance in the 2008 Calder Cup Playoffs, earning 2-6=8 points in 14 playoff games...in 2006-07, appeared in his second season for Vancouver (WHL), helping lead the Giants to a Western Conference championship...won the Memorial Cup with Vancouver in 2007, beating Medicine Hat in the final by a score of 3-1.

REGULAR SEASON						PLAYOFFS						
Season	Team	League	GP	G	A	Pts.	PIM	GP	G	A	Pts.	PIM
2003-04	Portland	WHL	65	3	12	15	43	5	1	0	1	0
2004-05	Portland	WHL	70	5	10	15	60	7	1	2	3	0
2005-06	Portland	WHL	3	1	1	2	4	-	-	-	-	-
	Vancouver	WHL	19	1	8	9	37	-	-	-	-	-
2006-07	Vancouver	WHL	69	6	23	29	60	21	3	7	10	10
2007-08	Portland	AHL	66	6	10	16	50	14	2	6	8	2
2008-09	Iowa	AHL	31	2	8	10	18	-	-	-	-	-
	ANAHEIM	NHL	34	0	2	2	17	-	-	-	-	-
	NHL Totals		34	0	2	2	17	-	-	-	-	-
	AHL Totals		97	8	18	26	68	14	2	6	8	2



MARK MITERA

DEFENSESMAN

Shoots: Left Ht: 6-4 Wt: 214

Born: October 22, 1987; Royal Oak, Michigan

Drafted: By Anaheim in the first round (19th overall) of the 2006 NHL Entry Draft

Made his professional debut with Iowa (AHL) in 2008-09, collecting 0-2=2 points in five games...began the season at Michigan (CCHA) where he scored 1-2=3 points in eight games as team captain...missed a majority of the year due to a knee injury suffered in Michigan's season opener, Oct. 10 vs. St. Lawrence...served as an alternate captain during his junior season at Michigan in 2007-08...was named the *Inside College Hockey* Defenseman of the Year and a CCHA finalist for Best Defensive Defenseman...also named to the NCAA East Regional All-Tournament team...finished first among Wolverines in scoring, setting career highs in goals, points and assists...in 2006-07, was third in scoring among team defensemen...was a member of the 2005-06 National Junior Team...won a gold medal with Team USA at the 2005 World Under-18 Championships.

REGULAR SEASON						PLAYOFFS						
Season	Team	League	GP	G	A	Pts.	PIM	GP	G	A	Pts.	PIM
2005-06	U. of Michigan	CCHA	39	0	10	10	59	-	-	-	-	-
2006-07	U. of Michigan	CCHA	41	1	17	18	52	-	-	-	-	-
2007-08	U. of Michigan	CCHA	43	2	21	23	60	-	-	-	-	-
2008-09	U. of Michigan	CCHA	8	1	2	3	4	-	-	-	-	-
	Iowa	AHL	5	0	2	2	2	-	-	-	-	-
	AHL Totals		5	0	2	2	2	-	-	-	-	-



TIMO PIELMEIER

GOALTENDER

Shoots: Left Ht: 6-0 Wt: 167

Born: July 7, 1989; Deggendorf, Germany

Acquired: From San Jose with Nick Bonino in exchange for Kent Huskins and Travis Moen, Mar. 4, 2009

Drafted: By San Jose in the third round (83rd overall) of the 2007 NHL Entry Draft

With Shawinigan (QMJHL) in 2008-09, finished fourth in the league in GAA (2.64) and tied for fourth in SV% (.914)...his 29 wins ranked sixth in the QMJHL and his two shutouts tied for sixth...helped to backstop the Cataractes to a second-place finish in the QMJHL...appeared in 18 contests in the QMJHL Playoffs...helped to lead the Cataractes to the QMJHL Final, but lost to Drummondville in seven games...ranked fifth in postseason GAA (2.76)...began his North American career in the QMJHL with St. John's in 2007-08, leading the league in SV% (.911)...was named the QMJHL Rookie of the Month for December...also named the league's Defensive Player of the Week from Oct. 22-28...represented Germany at the 2008 U-20 World Jr. Division 1-A tournament and was named "Best Goaltender," posting a 4-0 record with a 1.31 GAA and .915 SV%...played for his native Germany at the 2006 IIHF World U-18 Championships and again in 2007 at the World Junior Championships.

		REGULAR SEASON							PLAYOFFS					
Season	Team	League	GP	MIN	GA	SO	GAA	W-L-T	GP	MIN	GA	SO	GAA	W-L
2006-07	Koln Jr.	Germany Jr.	20	1159	77	-	3.99	---	6	370	17	-	2.76	-
2007-08	St. John's	QMJHL	50	2719	133	1	2.94	23-26-0	5	231	22	0	5.71	0-3
2008-09	Shawinigan	QMJHL	43	2407	106	2	2.64	29-11-0	18	1021	47	0	2.76	12-5
QMJHL Totals			93	5126	239	3	2.8052-37-0		23	1252	69	0	3.31	12-8



JUSTIN POGGE

GOALTENDER

Shoots: Left Ht: 6-4 Wt: 202

Born: Apr. 22, 1986; Fort McMurray, Alberta

Acquired: From Toronto in exchange for a conditional selection in the 2011 NHL Entry Draft, Aug. 10, 2009

Drafted: By Toronto in the third round (90th overall) of the 2004 NHL Entry Draft

Made his NHL debut in 2008-09, posting a 1-4-1 record with a 4.35 GAA and .844 SV% in seven appearances with Toronto...in his NHL debut, stopped 19-of-21 shots to help lead the Leafs to a 6-2 win on Dec. 22 @ ATL...with the victory, became the first Toronto goaltender to start and win in his NHL debut since Mar. 22, 1991 (Damian Rhodes @ DET)...spent the rest of the season with Toronto's AHL affiliate, the Toronto Marlies, going 26-21-5 with a 2.70 GAA and .895 SV% in 53 appearances...among AHL goaltenders, ranked tied for ninth in wins...also appeared in five Calder Cup Playoff games with the Marlies, compiling a 2-3 record with a 3.15 GAA...in 2007-08, made his first professional playoff appearance with the Marlies, going 1-1 with a 2.09 GAA in four games...registered his 30th career AHL win on Jan. 2 vs. Rochester to set a Marlies franchise record...stopped all 24 shots for his fourth shutout of the season on Apr. 2 vs. Grand Rapids, establishing a club record...in 2006-07, played in 48 games for the Marlies, compiling a record of 19-25-2 with a 3.03 GAA...led the team in wins...stopped all 49 shots for a 4-0 shutout in his professional debut, Oct. 27 @ Grand Rapids...represented Team Canada in the Spengler Cup in Davos, Switzerland...in 2005-06, helped lead Team Canada to the gold medal at the 2006 World Junior Hockey Championships with a record of 6-0-0, three shutouts, a 1.00 GAA and .952 SV% in six games...among tournament leaders, ranked first in wins, GAA and SV%...spent the entire WHL season with the Calgary Hitmen (WHL), leading the league in GAA (1.72) and shutouts (11), and tied for the lead in SV% (.926)...was named the WHL's Player and Goaltender of the Year, and the CHL's Goaltender of the Year...recorded Hitmen franchise records for career shutouts (13), shutouts in a season, shutout streak (228:47) and consecutive shutouts (3)...from 2003-06, appeared in 151 WHL games with Prince George and Calgary, going 79-49-7 with 20 shutouts, a 3.22 GAA and .911 SV%...was a teammate of Ryan Getzlaf in Calgary during the 2004-05 WHL season.

		REGULAR SEASON										PLAYOFFS				
Season	Team	League	GP	MIN	GA	SO	GAA	W-L-T	SV%	GP	MIN	GA	SO	GAA	W-L	
2003-04	Prince George	WHL	44	2271	107	3	2.83	.900	17-18-2	-	-	-	-	-	---	
2004-05	Prince George	WHL	24	1198	56	4	2.80	.891	10-9-2	-	-	-	-	-	---	
	Calgary	WHL	29	1727	66	2	2.29	.917	14-12-3	12	741	24	1	1.94	7-5	
2005-06	Calgary	WHL	54	3237	93	11	1.72	.926	38-10-6	13	802	34	2	2.54	7-6	
2006-07	Toronto	AHL	48	2812	142	3	3.03	.896	19-25-2	-	-	-	-	-	---	
2007-08	Toronto	AHL	41	2415	94	4	2.34	.908	26-10-4	4	172	6	0	2.09	1-1	
2008-09	Toronto	AHL	53	3155	142	0	2.70	.895	26-21-5	5	304	16	0	3.15	2-3	
TORONTO			7	372	27	0	4.35	.844	1-4-1	-	-	-	-	-	---	
NHL Totals			7	372	27	0	4.35	.844	1-4-1	-	-	-	-	-	---	
AHL Totals			142	8382	378	7	2.71	.89971	56-11	9	476	22	0	2.77	3-4	



ERIC REGAN

DEFENSESMAN

Shoots: Right **Ht:** 6-2 **Wt:** 206

Born: May 20, 1988; Ajax, Ontario

Acquired: Signed as a free agent, Sept. 22, 2008

Drafted: Not drafted

Made his professional debut with Iowa (AHL) in 2008-09, collecting 1-7=8 points in 59 games...scored his first career goal and finished with a season-high +3 rating, Feb. 14 vs. Houston...earned his first career point (assist) in an 8-6 win, Nov. 22 vs. Milwaukee...played his fourth OHL season with Oshawa in 2007-08, setting career highs in goals (8), points (48) and games (67)...had two season-high five-game point streaks: Nov. 30-Dec. 7 (0-6=6) and Jan. 3-11 (0-8=8)...finished the month of January with 2-5=17 points in 14 games...helped lead the Generals to the OHL Eastern Conference Championship series, scoring 1-7=8 points with 26 PIM in 15 playoff games...in 2006-07, established a career high with 41 assists at Oshawa.

REGULAR SEASON

PLAYOFFS

Season	Team	League	GP	G	A	Pts.	PIM	GP	G	A	Pts.	PIM
2004-05	Erie	OHL	61	2	2	4	6	6	0	0	0	0
2005-06	Erie	OHL	25	0	3	3	14	-	-	-	-	-
	Oshawa	OHL	35	3	10	13	16	-	-	-	-	-
2006-07	Oshawa	OHL	64	3	41	44	64	9	1	1	2	7
2007-08	Oshawa	OHL	67	8	40	48	56	15	1	7	8	26
2008-09	Iowa	AHL	59	1	7	8	36	-	-	-	-	-
AHL Totals			59	1	7	8	36	-	-	-	-	-



BRIAN SALCIDO

DEFENSESMAN

Shoots: Left **Ht:** 6-1 **Wt:** 205

Born: April 14, 1985; Hermosa Beach, California


Drafted: By Anaheim in the fifth round (141st overall) of the 2005 NHL Entry Draft

Scored 0-1=1 point with a +2 rating in two games with Anaheim in 2008-09, becoming the 23rd California-born player and 16th from Southern California to play in the NHL...earned his first career NHL point (assist) in a 5-2 victory on Feb. 21 @ CBJ...made his NHL debut on Feb. 20 @ DET, recording 11:37 TOI...spent the rest of the season at Iowa (AHL), scoring 10-33=43 points in 76 games...set an AHL career high in PIM (108) and tied a personal best in games played...led Iowa in assists, ranked second in points, fourth in PIM and tied for fourth in appearances...also paced team defensemen in points-per-game (0.57)...appeared in the 2009 AHL All-Star Classic, earning 1-0=1 point with a +2 rating in PlanetUSA's 14-11 win over the Canadian AHL All-Stars...led Portland (AHL) in defensemen scoring in 2007-08, establishing career highs in goals, assists and points...finished second in the AHL in scoring among blueliners...was fourth overall in club scoring and second in assists...made his professional debut with Portland in 2006-07, finishing second on the team in scoring among defensemen...finished 12th in the AHL in rookie defensemen scoring.

REGULAR SEASON

PLAYOFFS

Season	Team	League	GP	G	A	Pts.	PIM	GP	G	A	Pts.	PIM
2003-04	Colorado Coll.	WCHA	12	1	0	1	48	-	-	-	-	-
2004-05	Colorado Coll.	WCHA	38	7	23	30	52	-	-	-	-	-
2005-06	Colorado Coll.	WCHA	42	8	32	40	69	-	-	-	-	-
2006-07	Portland	AHL	76	7	20	27	80	-	-	-	-	-
2007-08	Portland	AHL	71	11	42	53	58	18	0	6	6	18
2008-09	Iowa	AHL	76	10	33	43	108	-	-	-	-	-
	ANAHEIM	NHL	2	0	1	1	0	-	-	-	-	-
NHL Totals			2	0	1	1	0	-	-	-	-	-
AHL Totals			223	28	95	123	238	18	0	6	6	18



LUCA SBISA

DEFENSESMAN

Shoots: Left Ht: 6-2 Wt: 204

Born: January 29, 1990; Ozieri, Italy

Acquired: From Philadelphia with Joffrey Lupul, a first-round selection in the 2009 NHL Entry Draft, a first-round selection in the 2010 NHL Entry Draft, and a conditional third-round selection in the 2010 NHL Entry Draft in exchange for Chris Pronger, June 26, 2009

Drafted: By Philadelphia in the first round (19th overall) of the 2008 NHL Entry Draft

Appeared in his first NHL season with Philadelphia in 2008-09, scoring 0-7=7 points in 39 regular season games... became the second-youngest Flyer to make his Stanley Cup Playoffs debut in Game 2 of the CQF, Apr. 17 vs. PIT (Dainius Zubrus)...had a career-high 25:08 TOI, Dec. 4, 2008...posted a career-best three-game point and assist streak (0-4=4), Oct. 28-Nov. 2...sparked the streak with a career-high 0-2=2 assists and +2 rating, Oct. 28 @ ATL...recorded an assist, his first career NHL point, Oct. 22 vs. SJ...made his NHL debut on Oct. 11 vs. NYR, becoming the fourth-youngest Flyer and second-youngest defenseman at 18 years, 255 days to play for Philadelphia...was loaned to Lethbridge on Feb. 2 for the remainder of the WHL season...posted 4-11=15 points in 18 regular season games and 2-1=3 points in 11 playoff games with Lethbridge...following the WHL playoffs, was assigned to the Flyers' AHL affiliate, the Philadelphia Phantoms, for two games from Apr. 10-11 (1-1=2)...spent the entire 2007-08 season with Lethbridge, earning 6-27=33 points in 62 games...won the Carl Trentini Memorial Award as the Hurricanes Rookie of the Year and led all WHL defensemen in playoff scoring with 3-12=15 points in 19 games as Lethbridge advanced to the 2008 WHL Finals...was selected to participate in the 2008 CHL Top Prospects Game and was a member of Team Switzerland at the 2008 World Junior Championship Tournament.

REGULAR SEASON PLAYOFFS

Season	Team	League	GP	G	A	Pts.	PIM	+/-	GP	G	A	Pts.	PIM
2006-07	Zug	Swiss-A	7	0	0	0	0	-	-	-	-	-	-
2007-08	Lethbridge	WHL	62	6	27	33	63	+19	19	3	12	15	17
2008-09	PHILADELPHIA	NHL	39	0	7	7	36	-6	1	0	0	0	2
	Lethbridge	WHL	18	4	11	15	19	-4	11	2	1	3	12
	Philadelphia	AHL	2	1	1	2	2	-1	-	-	-	-	-
NHL Totals			39	0	7	7	36	-6	1	0	0	0	2
WHL Totals			80	10	38	48	82	+15	30	5	13	18	29



DAN SEXTON

RIGHT WING

Shoots: Right Ht: 5-10 Wt: 170

Born: April 29, 1987; Apple Valley, Minnesota

Acquired: Signed as a free agent, April 7, 2009

Drafted: Not drafted

Appeared in all 38 games with Bowling Green (CCHA) in 2008-09, collecting 17-22=39 points...among CCHA leaders, ranked sixth in scoring, fifth in goals, tied for second in SHG (2), tied for fifth in PPP (18) and tied for ninth in GWG (3)...was the CCHA Offensive Player of the Week on Dec. 22, scoring 3-0=3 points...began his collegiate career at Bowling Green in 2007-08, earning 7-14=21 points in 38 games...ranked fifth on the Falcons in scoring and first in SHG (3)...earned CCHA Rookie of the Week honors with 2-2=4 points in two games, Jan. 18-19...spent 2006-07 with Sioux Falls (USHL), scoring 14-10=24 points in 58 games...helped lead Sioux Falls to its first league title and a Tier I national championship with 8-1=9 points, pacing the league in goals.

REGULAR SEASON PLAYOFFS

Season	Team	League	GP	G	A	Pts.	PIM	GP	G	A	Pts.	PIM
2005-06	Wichita Falls	NAHL	58	22	37	59	16	-	-	-	-	-
2006-07	Sioux Falls	USHL	58	14	10	24	20	8	8	1	9	0
2007-08	Bowling Green	CCHA	38	7	14	21	42	-	-	-	-	-
2008-09	Bowling Green	CCHA	38	17	22	39	20	-	-	-	-	-
CCHA Totals			76	24	36	60	62	-	-	-	-	-



MACGREGOR SHARP

CENTER

Shoots: Left Ht: 6-1 Wt: 186


Born: Oct. 1, 1985; Vancouver, British Columbia

Acquired: Signed as a free agent, March 31, 2009

Drafted: Not drafted

Made his professional debut with Iowa (AHL) in 2008-09, earning 1-1=2 points in six games...collected his first career point (assist) on Apr. 10 @ Quad City and scored his first goal the following night vs. Quad City...spent the rest of the season with Minnesota-Duluth (WCHA) where he ranked tied for fourth in the nation in scoring with 26-24=50 points in 43 games...also finished second in the country in goals, tied for fourth in GWG (4), and tied for ninth in PPG (9)...was named to the 2009 WCHA All-Tournament team and 2008-09 All-College Hockey News second team...missed only one of 158 games with UMD over his four seasons...collected 50-58=108 points in 157 career WCHA games, leading the Bulldogs in scoring in his junior and senior seasons...was named to the WCHA All-Academic Team in 2006-07 and 2007-08.

		REGULAR SEASON					PLAYOFFS					
Season	Team	League	GP	G	A	Pts.	PIM	GP	G	A	Pts.	PIM
2005-06	U. of Minnesota-Duluth	WCHA	40	6	8	14	31	-	-	-	-	-
2006-07	U. of Minnesota-Duluth	WCHA	38	11	16	27	35	-	-	-	-	-
2007-08	U. of Minnesota-Duluth	WCHA	36	7	10	17	14	-	-	-	-	-
2008-09	U. of Minnesota-Duluth	WCHA	43	26	24	50	20	-	-	-	-	-
	Iowa	AHL	6	1	1	2	4	-	-	-	-	-
AHL Totals			6	1	1	2	4	-	-	-	-	-



SHAWN WELLER

LEFT WING

Shoots: Left Ht: 6-1 Wt: 197

Born: July 8, 1986; Glens Falls, NY

Acquired: From Ottawa in exchange for Jason Bailey, Sept. 4, 2009

Drafted: By Ottawa in the third round (77th overall) of the 2004 NHL Entry Draft

Appeared in his third professional season with Ottawa's AHL affiliate in Binghamton, collecting 4-5=9 points with 57 PIM in a career-high 70 games...recorded 1-1=2 points for his first multiple-point game of the season, Jan. 16 vs. Wilkes-Barre...also appeared in four contests with Elmira (ECHL) last season, earning 1-1=2 points with two PIM...in 2007-08, earned 8-8=16 points with 40 PIM in 59 games with Binghamton...also appeared in 10 games with Elmira, picking up 4-5=9 points with 11 PIM...played three seasons of college hockey at Clarkson University (ECAC), earning 36-42=78 points with 237 PIM in 109 career games...led the club in goals and points in 2006-07, registering 19-21=40 points in 39 games...in 2005, played for Team USA's Under-20 team at the IIHF World Junior Championships, appearing in seven contests.

		REGULAR SEASON					PLAYOFFS					
Season	Team	League	GP	G	A	Pts.	PIM	GP	G	A	Pts.	PIM
2003-04	Capital District	EJHL	37	18	25	43	110	3	3	3	6	6
2004-05	Clarkson	ECAC	33	3	11	14	72	-	-	-	-	-
2005-06	Clarkson	ECAC	37	14	10	24	103	-	-	-	-	-
2006-07	Clarkson	ECAC	39	19	21	40	62	-	-	-	-	-
	Binghamton	AHL	5	0	0	0	4	-	-	-	-	-
2007-08	Binghamton	AHL	59	8	8	16	40	-	-	-	-	-
	Elmira	ECHL	10	4	5	9	11	-	-	-	-	-
2008-09	Binghamton	AHL	70	4	5	9	57	-	-	-	-	-
	Elmira	ECHL	4	1	1	2	2	-	-	-	-	-
AHL Totals			134	12	13	25	101	-	-	-	-	-



PETTERI WIRTANEN

CENTER

Shoots: Left Ht: 6-1 Wt: 203

Born: May 28, 1986; Hyvinkaa, Finland

Drafted: By Anaheim in the sixth round (172nd overall) of the 2006 NHL Entry Draft

Appeared in 78 games with Iowa (AHL) in 2008-09, scoring 15-26=41 points...ranked fourth among team leaders in scoring and third in assists, SHG (3) and games played...posted a season-high six-game point streak (3-5=8), Mar. 14-25...had goals in three straight games from Jan. 31-Feb. 7, including a season-high two goals in a 4-1 Chops victory on Feb. 7 vs. Rockford...appeared in three contests with Anaheim in 2007-08, making his NHL debut on Oct. 17, 2007...recorded his first career NHL goal on the same night, which proved to be the game-winner in a 3-1 victory vs. NSH...also played in 78 contests for Portland (AHL), finishing seventh on the club in points...helped the Pirates to an Eastern Conference Finals appearance in the 2008 Calder Cup Playoffs...went scoreless with 14 PIM before the team was eliminated by Wilkes-Barre/Scranton in seven games...made his North American professional debut in 2006-07 with Portland, earning 7-11=18 points in 67 games...spent the 2005-06 season with HPK in the Finnish Elite League, collecting 8-3=11 points in 50 games...was captain of the 2006 Finnish Under-20 World Junior Championship Team...helped lead Finland to a bronze medal in the tournament, posting 0-1=1 point with a +1 rating in seven games.

REGULAR SEASON

PLAYOFFS

Season	Team	League	GP	G	A	Pts.	PIM	GP	G	A	Pts.	PIM
22004-05	Erie	OHL	61	2	2	4	6	6	0	0	0	0
2004-05	HPK Hameenlinna	Finland	8	0	0	0	0	-	-	-	-	-
2005-06	HPK Hameenlinna	Finland	50	8	3	11	24	13	1	0	1	12
2006-07	Portland	AHL	67	7	11	18	40	-	-	-	-	-
2007-08	ANAHEIM	NHL	3	1	0	1	2	-	-	-	-	-
	Portland	AHL	78	10	27	37	58	18	0	0	0	14
2008-09	Iowa	AHL	78	15	26	41	50	-	-	-	-	-
NHL Totals			3	1	0	1	2	-	-	-	-	-
AHL Totals			223	33	64	96	148	18	0	0	0	14





IGOR BOBKOV

GOALTENDER


Catches: Left **Ht:** 6-4 **Wt:** 192

Born: January 2, 1991; Surgud, Russia

Drafted: By Anaheim in the third round (76th overall) of the 2009 NHL Entry Draft

In 2008-09, played in 29 games for Metallurg Magnitogorsk's (KHL) junior club and 14 games for Metallurg-2...was the starting goaltender for Team Russia at the 2009 U-18 World Championships in Fargo, North Dakota...was named the top goaltender of the tournament after posting a 5-2 record with 3.33 GAA (20 GA/360 MIN) and .927 SV% (254-of-274)...also participated in the Six Nations tournament in the Czech Republic and Slovakia, recording a 2.83 GAA (5 GA/106 MIN) in three games...is fluent in English and helps translate for his teammates...begins freshman classes at the Chelyabinsk Physical Culture Institute this fall.

REGULAR SEASON										PLAYOFFS				
Season	Team	League	GP	MIN	GA	SO	GAA	W-L-T	GP	MIN	GA	SO	GAA	W-L
2008-09	Magnitogorsk 2	Russia - 3	14	-	24	-	-	-	-	-	-	-	-	-
	Magnitogorsk Jr.	Russia - 2	29	-	-	-	-	-	-	-	-	-	-	-



NICK BONINO

CENTER

Shoots: Left **Ht:** 6-1 **Wt:** 190


Born: April 20, 1988; Hartford, Connecticut

Acquired: From San Jose with Timo Pielmeier in exchange for Kent Huskins and Travis Moen, Mar. 4, 2009

Drafted: By San Jose in the sixth round (173rd overall) of the 2007 NHL Entry Draft

Won his first NCAA Championship with Boston University (Hockey East) in 2008-09...helped the Terriers capture the Frozen Four tournament by scoring the game-tying goal with 18 seconds remaining to force overtime on Apr. 11 vs. Miami (Ohio)...finished second on the club with 18-32=50 points on the season...was one of only seven college hockey players in 2008-09 to register 50-or-more points...helped BU to the best record in Hockey East and claimed the top seed in the NCAA Tournament...was named the Reebok Hockey East Player of the Month for February, scoring 6-8=14 points with a +9 rating in nine games...at BU in 2007-08, led all Hockey East freshmen in goals...before enrolling at BU, was the 2007 United States Hockey Report Prep Forward of the Year...captained Avon Old Farms to the 2007 New England Division 1 Prep championship.

REGULAR SEASON										PLAYOFFS				
Season	Team	League	GP	G	A	Pts.	PIM	GP	G	A	Pts.	PIM		
2003-04	Farmington	High - CT	24	44	23	67	10	-	-	-	-	-		
2004-05	Farmington	High - CT	24	68	23	91	12	-	-	-	-	-		
2005-06	Avon Old Farms	High - CT	25	26	30	56	10	-	-	-	-	-		
2006-07	Avon Old Farms	High - CT	26	24	42	66	14	-	-	-	-	-		
2007-08	Boston Univ.	Hockey East	39	16	13	29	10	-	-	-	-	-		
2008-09	Boston Univ.	Hockey East	44	18	32	50	30	-	-	-	-	-		



JOSH BRITTAIN

LEFT WING


Shoots: Left **Ht:** 6-5 **Wt:** 217

Born: January 3, 1990; Milton, Ontario

Drafted: By Anaheim in the third round (71st overall) of the 2008 NHL Entry Draft

Played for both Kingston and Barrie (OHL) in 2008-09, setting personal career high in goals (32) and points (52)...recorded hat tricks on both Oct. 8 vs. Ottawa (with Kingston) and Feb. 12 vs. Owen Sound (with Barrie), tying a career high...completed his second season with Kingston in 2007-08, finishing fourth in team scoring (28-23=51)...tripled his point total from the previous season...finished third on the club in goals, appearing in all 68 contests for the Frontenacs...won the gold medal with Team Canada at the 2008 Under-18 IIHF World Championships.

REGULAR SEASON										PLAYOFFS				
Season	Team	League	GP	G	A	Pts.	PIM	GP	G	A	Pts.	PIM		
2006-07	Kingston	OHL	54	5	12	17	38	2	0	0	0	0		
2007-08	Kingston	OHL	68	28	23	51	106	-	-	-	-	-		
2008-09	Kingston	OHL	27	17	7	24	31	-	-	-	-	-		
	Barrie	OHL	41	15	13	28	65	5	1	2	3	4		



MATTHEW CLARK
DEFENSEMAN

Shoots: Right **Ht:** 6-3 **Wt:** 211
Born: October 17, 1990; Lakewood, Colorado
Drafted: By Anaheim in the second round (37th overall) of the 2009 NHL Entry Draft

In his first season of major junior with Brampton (OHL), finished third among defensemen in team scoring with 3-20=23 points with a +21 rating and 81 PIM in 63 games...helped the Battalion advance to the OHL Final in which the club fell to Windsor in five games...in 21 postseason appearances, collected five assists with 37 PIM...recorded a career-high three assists (0-3=3) on two separate occasions: Nov. 9 vs. Belleville and Jan. 8 vs. Sudbury...moved to Ontario at the age of five where he played minor hockey, including two seasons with the Brampton Capitals of the Ontario Provincial Junior 'A' League (OJHL)...in 2007-08 with the Capitals, recorded 6-11=17 points with 82 PIM in 46 games.

Season	Team	League	REGULAR SEASON					PLAYOFFS				
			GP	G	A	Pts.	PIM	GP	G	A	Pts.	PIM
2006-07	Brampton	OJHL	47	2	7	9	50	8	1	1	2	19
2007-08	Brampton	OJHL	46	6	11	17	82	8	1	4	5	26
2008-09	Brampton	OHL	63	3	20	23	91	21	0	5	5	37



MARCO COUSINEAU
GOALTENDER

Catches: Left **Ht:** 6-0 **Wt:** 200
Born: November 9, 1989; St. Lazare, Quebec
Drafted: By Anaheim in the third round (83rd overall) of the 2008 NHL Entry Draft

Split his third QMJHL season in juniors with Baie-Comeau and Drummondville, recording a combined 3.32 GAA and 21-23-6 record...lowered his GAA to 2.42 in 16 regular season contests with the Voltigeurs en route to a QMJHL President's Cup title...ranked third among goaltenders in playoff GAA (2.44)...advanced to within one game of the Memorial Cup final, falling to eventual champion Windsor by a score of 3-2 in overtime...was traded to Drummondville from Baie-Comeau on Jan. 7...appeared in his second season with Baie-Comeau in 2007-08...led the QMJHL in wins and finished fourth among league goaltenders in GAA...also finished fourth in minutes played (3,227)...appeared in 23 contests during his rookie season in 2006-07.

Season	Team	League	REGULAR SEASON							PLAYOFFS						
			GP	MIN	GA	SO	GAA	W-L-T	GP	MIN	GA	SO	GAA	W-L		
2006-07	Baie-Comeau	QMJHL	23	1015	71	0	4.20	4-12-0	1	10	2	0	11.88	0-0		
2007-08	Baie-Comeau	QMJHL	58	3227	151	4	2.81	34-19-0	5	305	11	0	2.17	1-4		
2008-09	Baie-Comeau	QMJHL	34	1878	118	1	3.77	9-20-5	-	-	-	-	-	-		
	Drummondville	QMJHL	16	919	37	0	2.42	12-3-1	17	1009	41	0	2.44	13-3		



JAKE GARDINER
DEFENSEMAN

Shoots: Left **Ht:** 6-0 **Wt:** 182
Born: July 4, 1990; Deephaven, Minnesota
Drafted: By Anaheim in the first round (17th overall) of the 2008 NHL Entry Draft

Spent his freshman season with Wisconsin (WCHA) in 2008-09, finishing second among team defensemen in assists and third in points...named to the WCHA All-Rookie team and was the WCHA Co-Rookie of the Week for Dec. 2...finished second among WCHA rookie defensemen in scoring (13th among all league blueliners)...helped the Badgers to the top record in the WCHA and placed third in the WCHA tournament...collected a collegiate-high three assists at Denver on Oct. 17 in just his third game as a Badger...scored his first collegiate goal against Alabama-Huntsville on Dec. 27...completed his senior season at Minnetonka High School (High-MN) in 2007-08...was a top-10 finalist for Minnesota Mr. Hockey...was also named to the 2008 Associated Press First-Team All-State and was the 2008 Star Tribune Metro Player of the Year...switched to defense from forward in his last year of high school...represented Team USA at the 2007 Under-18 Memorial of Ivan Hlinka tournament in Slovakia and the Czech Republic...was also invited to Team USA World Junior Championship selection camp in Summer of 2008.

Season	Team	League	REGULAR SEASON					PLAYOFFS				
			GP	G	A	Pts.	PIM	GP	G	A	Pts.	PIM
2005-06	Minnetonka	High-MN	21	2	14	16	6	-	-	-	-	-
2006-07	Minnetonka	High-MN	19	10	22	32	20	-	-	-	-	-
2007-08	Minnetonka	High-MN	24	20	28	48	14	-	-	-	-	-
2008-09	U. of Wisconsin	WCHA	39	3	18	21	16	-	-	-	-	-



RYAN HEGARTY

DEFENSEMAN

Shoots: Left Ht: 6-0 Wt: 194

Born: May 16, 1990; Stoneham, Massachusetts

Drafted: By Anaheim in the fourth round (113th overall) of the 2008 NHL Entry Draft

Appeared in 24 contests in his freshman season for the University of Maine (Hockey East) in 2008-09...collected three assists with 22 PIM...earned his first collegiate point on Dec. 5 @ Northeastern...in 2007-08, completed his second season as part of the U.S. National Team Development Program...appeared in 14 contests with the club as part of the NAHL, finishing fourth among team defensemen...represented Team USA at the 2008 IIHF Under-18 World Championships in Russia, winning the bronze medal...attended Pioneer High School and graduated with honors.

Season	Team	League	REGULAR SEASON					PLAYOFFS				
			GP	G	A	Pts.	PIM	GP	G	A	Pts.	PIM
2006-07	USNTDP	U-17	15	1	2	3	10	-	-	-	-	-
	USNTDP	NAHL	43	2	2	4	54	6	0	0	0	4
2007-08	USNTDP	U-18	41	5	8	13	38	-	-	-	-	-
	USNTDP	NAHL	14	2	8	10	18	-	-	-	-	-
2008-09	U. of Maine	H-East	24	0	3	3	22	-	-	-	-	-



PETER HOLLAND

CENTER

Shoots: Left Ht: 6-2 Wt: 187

Born: January 14, 1991; Toronto, Ontario

Drafted: By Anaheim in the first round (15th overall) of the 2009 NHL Entry Draft

In 2008-09, appeared in his second season with Guelph (OHL)...finished second on the club in scoring and played in all 68 regular season contests...was the club's leading goal scorer in the playoffs, tallying four in four contests...the club fell to Saginaw in the first round of the OHL Playoffs...represented the Storm in the 2009 OHL All-Star Classic, collecting two assists...also represented fourth-place Team Canada at the 2009 IIHF Under-18 World Championships held in Fargo, North Dakota and Moorhead, Minnesota...earned 1-4=5 points in the tournament...was selected to play in the 2009 CHL Top Prospects Game...in his first season with Guelph in 2007-08, was named the Wellington Motors Rookie of the Year as the club's top rookie...represented Ontario at the World Under-17 Hockey Challenge in London, capturing the gold medal.

Season	Team	League	REGULAR SEASON					PLAYOFFS				
			GP	G	A	Pts.	PIM	GP	G	A	Pts.	PIM
2007-08	Guelph	OHL	62	8	15	23	31	10	0	1	1	4
2008-09	Guelph	OHL	68	28	39	67	42	4	4	0	4	2



RADOSLAV ILLO

CENTER

Shoots: Left Ht: 6-0 Wt: 178

Born: January 21, 1990; Povazska Bystrica, Slovakia

Drafted: By Anaheim in the fifth round (136th overall) of the 2009 NHL Entry Draft

In his first North American season in 2008-09, led the Tri-City Storm (USHL) in goals and finished second in points (21-12=33) after appearing in 47 games...was hampered by a shoulder injury in the first half of the season, but rebounded to record eight PPG and two GWG with the Storm...played in the Extraliga U-18 in Slovakia for two years, scoring 9-14=23 points in 26 games in 2007-08.

Season	Team	League	REGULAR SEASON					PLAYOFFS				
			GP	G	A	Pts.	PIM	GP	G	A	Pts.	PIM
2006-07	HK Povazska Bystrica	Slovakia U18	4	1	1	2	2	-	-	-	-	-
2007-08	HC Slovan Bratislava	Slovakia U18	26	9	14	23	12	-	-	-	-	-
2008-09	Tri-City	USHL	47	21	12	33	37	-	-	-	-	-



STEVEN KAMPFER
DEFENSEMAN

Shoots: Right Ht: 6-0 Wt: 202

Born: September 24, 1988; Ann Arbor, Michigan

Drafted: By Anaheim in the fourth round (93rd overall) of the 2007 NHL Entry Draft

Appeared in his junior season in 2008-09 at the University of Michigan (CCHA)...was named to the CCHA Championship all-tournament team, earning two assists with a +2 rating...helped the Wolverines capture the Great Lakes Invitational...missed 16 games due to an injury sustained off the ice...reached the CCHA Finals with Michigan, but fell to Notre Dame...his two multi-point games on the season equaled a career high...was the recipient of the David Blumenfeld Scholarship Fund for Ice Hockey...in 2007-08, helped the Wolverines to a CCHA title in his sophomore year...earned career highs in games played, goals, assists, points and plus/minus (+27)...finished second in points among defensemen behind teammate Mark Mitera...quadrupled his point total from the season before...earned career-best +6 rating vs. Nebraska-Omaha in 10-1 win on Mar. 14...in 2006-07 in his rookie season with Michigan, tallied the first career point (goal) of his career vs. Alabama-Huntsville on Oct. 13.

Season	Team	League	REGULAR SEASON					PLAYOFFS				
			GP	G	A	Pts.	PIM	GP	G	A	Pts.	PIM
2004-05	Sioux City	USHL	47	6	13	19	91	13	2	5	7	12
2005-06	Sioux City	USHL	56	6	10	16	99	-	-	-	-	-
2006-07	U. of Michigan	CCHA	35	1	3	4	24	-	-	-	-	-
2007-08	U. of Michigan	CCHA	42	2	15	17	36	-	-	-	-	-
2008-09	U. of Michigan	CCHA	25	1	12	13	24	-	-	-	-	-



BRANDON McMILLAN
CENTER

Shoots: Left Ht: 5-11 Wt: 185

Born: March 22, 1990; Richmond, British Columbia

Drafted: By Anaheim in the third round (85th overall) of the 2008 NHL Entry Draft

In his third season with Kelowna (WHL) in 2008-09, registered career highs in assists and points (14-25=49)...finished fifth on the club in assists and sixth in points...helped the Rockets to a WHL Championship, appearing in 16 postseason contests with four assists...advanced to the Memorial Cup final, falling to Windsor (OHL), 4-1...had a career-high five-point night (3-2=5) on Nov. 21 @ Prince George...in 2007-08, more than tripled his point production from the previous season...finished fifth among the Rockets in scoring (15-26=41) and second in games played (71), missing only one contest during the 2007-08 regular season...helped Team Canada to a gold medal at the 2008 Under-18 IIHF World Championships...played in seven postseason contests with Kelowna, going scoreless...in his rookie season in 2006-07, collected 2-10=12 points in 55 contests.

Season	Team	League	REGULAR SEASON					PLAYOFFS				
			GP	G	A	Pts.	PIM	GP	G	A	Pts.	PIM
2006-07	Kelowna	WHL	55	2	10	12	27	-	-	-	-	-
2007-08	Kelowna	WHL	71	15	26	41	56	7	0	0	0	6
2008-09	Kelowna	WHL	70	14	35	49	75	16	0	4	4	16



MATTIAS MODIG
GOALTENDER


Catches: Left Ht: 6-0 Wt: 180

Born: April 1, 1987; Lulea, Sweden

Drafted: By Anaheim in the fourth round (121st overall) of the 2007 NHL Entry Draft

In 40 contests with Lulea HF of the Swedish Elite League in 2008-09, finished third among league goaltenders in GAA (2.25)...his four shutouts on the season tied for the league lead...helped Lulea to a fifth-place finish in the final standings...appeared in 13 contests with Lulea in 2007-08, recording a 3.53 GAA...split time in 2006-07 between Lulea and Lulea Jr...with Lulea HF, played in 32 games and posted a 2.53 GAA...spent the majority of the 2005-06 season with Lulea Jr. of the Swedish Junior League, compiling a 2.18 GAA in 19 games played.

Season	Team	League	REGULAR SEASON							PLAYOFFS						
			GP	MIN	GA	SO	GAA	W-L-T	GP	MIN	GA	SO	GAA	W-L		
2005-06	Lulea HF	Sweden	2	65	3	0	2.74	---	-	-	-	-	-	-		
	Lulea Jr.	Sweden-Jr.	19	1154	42	1	2.18	---	3	175	10	0	3.43	-		
2006-07	Lulea HF	Sweden	32	1636	69	1	2.53	---	1	20	1	0	3.00	-		
	Lulea Jr.	Sweden-Jr.	2	120	7	0	3.50	---	-	-	-	-	-	-		
2007-08	Lulea HF	Sweden	13	696	41	1	3.53	---	-	-	-	-	-	-		
2008-09	Lulea HF	Sweden	40	2268	85	4	2.25	---	4	238	13	0	3.28	-		



KYLE PALMIERI
CENTER

Shoots: Right Ht: 5-10 Wt: 191

Born: February 1, 1991; Smithtown, New York

Drafted: By Anaheim in the first round (26th overall) of the 2009 NHL Entry Draft

In 2008-09, scored 15-15=30 points, including four GWG with the U.S. Under-18 team...ranked fourth among team leaders in points-per-game (.91)...his four-game winners ranked tied for fourth...participated in the 2008 IIHF Under-18 World Championships, helping Team USA to a bronze medal with 2-2=4 points in seven games...in 2007-08, finished second on the team in goals and fourth in points (20-10=30)...also had five PPG...at the 2008 Five Nations Tournament, scored a hat trick to lead the U.S. to a gold medal in a 5-3 victory over Finland...played for the New Jersey Devils Under-16 team and St. Peter's Prep in New Jersey, where he was named High School Player of the Month in February 2007...will attend Notre Dame in 2009-10.

Season	Team	League	REGULAR SEASON					PLAYOFFS				
			GP	G	A	Pts.	PIM	GP	G	A	Pts.	PIM
2007-08	USNTDP	U-17	39	20	10	30	51	-	-	-	-	-
	USNTDP	U-18	27	9	9	18	20	-	-	-	-	-
2008-09	USNTDP	U-18	33	15	15	30	51	-	-	-	-	-



NICK PRYOR
DEFENSEMAN


Shoots: Left Ht: 5-11 Wt: 184

Born: September 9, 1990; St. Paul, Minnesota

Drafted: By Anaheim in the seventh round (208th overall) of the 2008 NHL Entry Draft

In 2008-09, appeared in 43 contests with Des Moines and Waterloo (USHL), scoring 7-17=24 points... appeared in 12 contests with the U.S. National Team Development Program (NAHL) in 2007-08...also played in 41 contests with the Program as part of the Under-18 league, collecting 3-11=14 points over 53 combined games...will attend the University of Wisconsin in 2009-10.

Season	Team	League	REGULAR SEASON					PLAYOFFS				
			GP	G	A	Pts.	PIM	GP	G	A	Pts.	PIM
2006-07	USNTDP	U-17	7	2	3	5	2	-	-	-	-	-
	USNTDP	NAHL	37	1	3	4	10	4	1	0	1	0
2007-08	USNTDP	U-18	41	3	9	12	6	-	-	-	-	-
	USNTDP	NAHL	12	0	2	2	6	-	-	-	-	-
2008-09	Des Moines	USHL	31	6	12	18	26	-	-	-	-	-
	Waterloo	USHL	12	1	5	6	10	-	-	-	-	-



JUSTIN SCHULTZ
DEFENSEMAN

Shoots: Right Ht: 6-1 Wt: 180

Born: July 6, 1990; Kelowna, British Columbia

Drafted: By Anaheim in the second round (43rd overall) of the 2008 NHL Entry Draft

In 2008-09, led all Westside (BCHL) defensemen in scoring while ranking tied for fourth in scoring among league defensemen...ranked fourth on the club in points...recorded seven PPG, which ranked tied for second on the team... in 2007-08, finished second among defensemen in the 2008 Interior Conference playoffs, collecting 3-5=8 points in 11 games...was named the Top Defenseman in the Interior Conference after finishing second among conference blueliners in scoring (9-31=40)...will attend the University of Wisconsin in 2009-10.

Season	Team	League	REGULAR SEASON					PLAYOFFS				
			GP	G	A	Pts.	PIM	GP	G	A	Pts.	PIM
2007-08	Westside	BCHL	57	9	31	40	28	11	3	5	8	4
2008-09	Westside	BCHL	49	15	35	50	29	6	1	2	3	2



SEBASTIAN STEFANISZYN

GOALTENDER

Catches: Left **Ht:** 6-0 **Wt:** 194

Born: July 22, 1987; Berlin, East Germany

Drafted: By Anaheim in the fourth round (98th overall) of the 2007 NHL Entry Draft

Appeared in a career-high 23 contests for Iserlohn (Germany) in 2008-09...lowered his GAA by over a goal from the previous year...in nine contests with Iserlohn of the German League in 2007-08, posted a 4.50 GAA...played for Eisbaren Berlin in 2006-07, compiling a 4.59 GAA in two games played...played for Team Germany at the 2007 World Junior Championships, posting a .909 SV% and 2.81 GAA...split the 2005-06 season with Hamburg and Eisbaren Berlin, with a combined 2.74 GAA mark in seven appearances.

		REGULAR SEASON							PLAYOFFS					
Season	Team	League	GP	MIN	GA	SO	GAA	W-L-T	GP	MIN	GA	SO	GAA	W-L
2005-06	Hamburg	Germany	4	240	8	0	2.00	---	-	-	-	-	-	-
	Eisbaren Berlin	Germany	3	175	11	0	3.77	---	-	-	-	-	-	-
2006-07	Eisbaren Berlin	Germany	2	39	3	0	4.59	---	-	-	-	-	-	-
2007-08	Iserlohn	Germany	9	467	35	0	4.50	1-6	-	-	-	-	-	-
2008-09	Iserlohn	Germany	23	1275	71	0	3.34	8-12	-	-	-	-	-	-



JUSTIN VAIVE

LEFT WING

Shoots: Left **Ht:** 6-5 **Wt:** 213

Born: July 8, 1989; Buffalo, New York

Drafted: By Anaheim in the fourth round (92nd overall) of the 2007 NHL Entry Draft

In his sophomore season with Miami (Ohio) University (CCHA), registered career highs in goals and points (6-6=12)...helped the RedHawks earn their first-ever berth to the NCAA Frozen Four by beating top-seeded Denver and second-seeded Minnesota-Duluth in the NCAA West Regional semifinals...eventually fell to Boston University in the Frozen Four final by a score of 4-3 in overtime...in his freshman season with Miami in 2007-08, played in 41 games for the RedHawks...played for the USA Under-18 team in the USA National Team Development Program in 2006-07, collecting 7-8=15 points with 49 PIM...also played 15 games for the USNTDP (NAHL), recording 4-1=5 points...helped Team USA garner a second-place finish at the 2006 World Under-17 Hockey Challenge in Regina, Saskatchewan, recording 3-4=7 points in seven games...father Rick played 876 career NHL games from 1979-92 and was a 50-goal scorer on three occasions.

		REGULAR SEASON						PLAYOFFS				
Season	Team	League	GP	G	A	Pts.	PIM	GP	G	A	Pts.	PIM
2005-06	USNTDP	U-17	13	3	5	8	16	-	-	-	-	-
	USNTDP	NAHL	24	4	8	12	34	5	1	1	2	6
2006-07	USNTDP	U-18	43	7	8	15	49	-	-	-	-	-
	USNTDP	NAHL	15	4	1	5	22	-	-	-	-	-
2007-08	Miami University	CCHA	41	3	7	10	65	-	-	-	-	-
2008-09	Miami University	CCHA	37	6	6	12	44	-	-	-	-	-





SCOTT VALENTINE

DEFENSEMAN

Shoots: Left Ht: 6-0 Wt: 196

Born: May 2, 1991; Ottawa, Ontario

Drafted: By Anaheim in the sixth round (166th overall) of the 2009 NHL Entry Draft

Appeared in 43 games with London and Oshawa (OHL) in 2008-09, earning 1-8=9 points...ranked fourth on the club in PIM (71)...was acquired by Oshawa as part of the John Tavares trade on Jan. 8...earned a career high 1-2=3 points on Feb. 16 vs. Saginaw in a 7-5 Generals victory...made his OHL debut on Jan. 1, 2008 with London vs. Sarnia.

Season	Team	League	REGULAR SEASON					PLAYOFFS				
			GP	G	A	Pts.	PIM	GP	G	A	Pts.	PIM
2007-08	London	OHL	3	0	0	0	2	-	-	-	-	-
2008-09	London	OHL	17	0	0	0	20	-	-	-	-	-
	Oshawa	OHL	26	1	8	9	51	-	-	-	-	-



SAMI VATANEN

DEFENSEMAN

Shoots: Right Ht: 5-9 Wt: 163

Born: June 3, 1991; Jyvaskyla, Finland

Drafted: By Anaheim in the fourth round (106th overall) of the 2009 NHL Entry Draft

Captained Team Finland to a bronze medal 5-4 win over Team Canada at the 2009 IIHF Under-18 World Championships in Fargo, North Dakota...in six games during the tournament, recorded 0-5=5 points and a +6 rating...spent a majority of the 2008-09 regular season with his hometown Jyvaskyla Jypps junior team in Finland, scoring 2-7=10 points with 22 PIM in 20 games.

Season	Team	League	REGULAR SEASON					PLAYOFFS				
			GP	G	A	Pts.	PIM	GP	G	A	Pts.	PIM
2007-08	JYP Jyvaskyla	Finland Jr.	35	9	29	38	30	-	-	-	-	-
2008-09	JYP Jyvaskyla	Finland Jr.	20	3	7	10	22	-	-	-	-	-



STEFAN WARG

DEFENSEMAN

Shoots: Right Ht: 6-3 Wt: 204

Born: February 6, 1990; Stockholm, Sweden

Drafted: By Anaheim in the fifth round (143rd overall) of the 2008 NHL Entry Draft

Made his North American debut in 2008-09, appearing in 70 contests for Seattle (WHL)...ranked third among club defensemen in points (1-16=17)...also ranked fourth on the team in PIM (80)...appeared in the first round of the WHL Playoffs as the Thunderbirds were eliminated by the Spokane Chiefs in five games...in 2007-08, played in 33 contests with Vasteras Jr. of the Swedish SuperElit League...recorded 2-6=8 points with 61 PIM...also appeared in three postseason contests, going scoreless with 14 PIM.

Season	Team	League	REGULAR SEASON					PLAYOFFS				
			GP	G	A	Pts.	PIM	GP	G	A	Pts.	PIM
2006-07	Vasteras U18	Swe-U18	14	0	6	6	14	5	0	0	0	6
2007-08	Vasteras U18	Swe-U18	1	0	0	0	12	-	-	-	-	-
	Vasteras Jr.	Swe-Jr.	33	2	6	8	61	3	0	0	0	14
	Vasteras	Sweden-2	3	0	0	0	0	-	-	-	-	-
2008-09	Seattle	WHL	70	1	16	17	80	5	0	0	0	2

2009-10 DUCKS PLAYER PERSONNEL

FORWARDS

No.	NAME	HT	WT	POS	S	BIRTHPLACE	BIRTHDATE	2008-09 CLUB
8	Teemu Selanne	6-0	196	RW	R	Helsinki, Finland	July 3, 1970	Anaheim (NHL)
9	Bobby Ryan	6-2	208	RW	R	Cherry Hill, New Jersey	Mar. 17, 1987	Iowa (AHL)/Anaheim (NHL)
10	Cory Perry	6-3	206	RW	R	Peterborough, Ontario	May 16, 1985	Anaheim (NHL)
11	Saku Koivu	5-10	178	C	L	Turku, Finland	Nov. 23, 1974	Montreal (NHL)
13	Mike Brown	5-11	201	RW	R	Northbrook, Illinois	June 24, 1985	Vancouver (NHL)/Anaheim (NHL)
14	Joffrey Lupul	6-1	206	RW	R	Ft. Saskatchewan, Alberta	Sept. 23, 1983	Philadelphia (NHL)
15	Ryan Getzlaf	6-4	220	C	R	Regina, Saskatchewan	May 10, 1985	Anaheim (NHL)
16	George Parros	6-5	222	RW	R	Washington, Pennsylvania	Dec. 29, 1979	Anaheim (NHL)
17	Petteri Nokelainen	6-1	194	C	R	Imatra, Finland	Jan. 16, 1986	Boston (NHL)/Anaheim (NHL)
20	Ryan Carter	6-2	200	C	L	White Bear Lake, Minnesota	Aug. 3, 1983	Anaheim (NHL)
22	Todd Marchant	5-10	179	C	L	Buffalo, New York	Aug. 12, 1973	Anaheim (NHL)
24	Evgeny Artyukhin	6-4	255	RW	L	Moscow, Russia	Apr. 4, 1983	Tampa Bay (NHL)
26	Erik Christensen	6-1	203	C	L	Edmonton, Alberta	Dec. 17, 1983	Atlanta (NHL)/Anaheim (NHL)
39	Matt Beleskey	6-0	204	LW	L	Windsor, Ontario	June 7, 1988	Iowa (AHL)/Anaheim (NHL)
42	Dan Sexton	5-10	170	RW	R	Apple Valley, Minnesota	Apr. 29, 1987	Bowling Green (CCHA)
46	Logan MacMillan	6-1	197	LW	L	Charlottetown, P.E.I.	July 5, 1989	Halifax (QMJHL)/Rimouski (QMJHL)
47	Shawn Weller	6-1	197	LW	L	Glens Falls, NY	July 8, 1986	Binghamton (AHL)/Elmira (ECHL)
48	Andrew Ebbett	5-9	174	C	L	Vernon, British Columbia	Jan. 2, 1983	Iowa (AHL)/Anaheim (NHL)
49	Maxime Maceneauer	6-0	205	C	L	Laval, Quebec	Jan. 4, 1989	Rouyn-Noranda (QMJHL)/Shawinigan (QMJHL)
50	Troy Bodie	6-4	214	RW	R	Portage la Prairie, Manitoba	Jan. 25, 1985	Iowa (AHL)/Anaheim (NHL)
52	Ryan Donally	6-5	221	LW	L	Tecumseh, Ontario	Feb. 4, 1985	Iowa (AHL)
56	Petteri Wirtanen	6-1	203	C	L	Hyvinkaa, Finland	May 28, 1986	Iowa (AHL)
57	Nicolas Deschamps	6-1	189	C	L	Lasalle, Quebec	Jan. 6, 1990	Chicoutimi (QMJHL)/Iowa (AHL)
61	Matt McCue	6-5	227	LW	L	Calgary, Alberta	July 5, 1988	Brandon (WHL)/Medicine Hat (WHL)
65	Bobby Bolt	6-4	225	LW	L	Thunder Bay, Ontario	Apr. 29, 1987	Bakersfield (ECHL)
67	MacGregor Sharp	6-1	186	C	L	Vancouver, British Columbia	Oct. 1, 1985	Minnesota-Duluth (WCHA)

DEFENSEMEN

No.	NAME	HT	WT	POS	S	BIRTHPLACE	BIRTHDATE	2008-09 CLUB
4	Nick Boynton	6-1	218	D	R	Nobleton, Ontario	Jan. 14, 1979	Florida (NHL)
5	Luca Sbisa	6-2	204	D	L	Ozieri, Italy	Jan. 30, 1990	Philadelphia (NHL)/Lethbridge (WHL)/Philadelphia (AHL)
7	Steve Eminger	6-1	202	D	R	Woodbridge, Ontario	Oct. 31, 1983	Philadelphia (NHL)/Tampa Bay (NHL)/Florida (NHL)
19	Ryan Whitney	6-3	210	D	L	Boston, Massachusetts	Feb. 19, 1983	Pittsburgh (NHL)/Wilkes-Barre (AHL)/Anaheim (NHL)
21	Sheldon Brookbank	6-1	200	D	R	Lanigan, Saskatchewan	Oct. 3, 1980	New Jersey (NHL)/Anaheim (NHL)
27	Scott Niedermayer	6-1	194	D	L	Edmonton, Alberta	Aug. 31, 1973	Anaheim (NHL)
34	James Wisniewski	5-11	205	D	R	Canton, Michigan	Feb. 21, 1984	Chicago (NHL)/Rockford (AHL)/Anaheim (NHL)
41	Steve McCarthy	5-11	202	D	L	Trail, British Columbia	Feb. 3, 1981	UFA (KHL)
43	Mark Mitera	6-4	214	D	L	Royal Oak, Michigan	Oct. 22, 1987	Michigan (CCHA)/Iowa (AHL)
45	John de Gray	6-4	215	D	L	Richmond Hill, Ontario	Mar. 14, 1988	Iowa (AHL)
53	Brett Festerling	6-1	210	D	L	Quesnel, British Columbia	Mar. 3, 1986	Iowa (AHL)/Anaheim (NHL)
55	Brian Salcido	6-1	205	D	L	Hermosa Beach, California	Apr. 14, 1985	Iowa (AHL)/Anaheim (NHL)
56	Eric Regan	6-2	206	D	R	Ajax, Ontario	May 20, 1988	Iowa (AHL)
60	Brendan Mikkelsen	6-3	205	D	L	Regina, Saskatchewan	June 22, 1987	Iowa (AHL)/Anaheim (NHL)
62	Stu Bickel	6-4	207	D	R	Chanhasen, Minnesota	Oct. 2, 1986	Iowa (AHL)

GOALTENDERS

No.	NAME	HT	WT	POS	C	BIRTHPLACE	BIRTHDATE	2008-09 CLUB
1	Jonas Hiller	6-2	190	G	R	Felben Wellhausen, Switzerland	Feb. 12, 1982	Anaheim (NHL)
30	J.P. Levesseur	6-0	199	G	R	Victoriaville, Quebec	Jan. 15, 1987	Iowa (AHL)
31	Justin Pogge	6-4	202	G	L	Fort McMurray, Alberta	Apr. 22, 1986	Toronto (AHL)/Toronto (NHL)
33	Timo Pielmeier	6-0	167	G	L	Deggendorf, Germany	July 7, 1989	Shawinigan (QMJHL)
35	J.S. Giguere	6-1	202	G	L	Montreal, Quebec	May 16, 1977	Anaheim (NHL)

2008-09 AHL REGULAR SEASON STATISTICS

POS	NO.	PLAYER	GP	G	A	P	+/-	PIM	PP	SH	GW	S	S%
C	16	Petri Kontiola	20	4	5	9	-9	8	2	0	0	28	14.3
		(Total)	81	19	43	62	-6	30	9	1	1	142	13.4
LW	24	T.J. Trevelyan	76	23	24	47	-8	18	6	2	1	216	10.6
D	22	Brian Salcido	76	10	33	43	-22	108	6	1	0	112	8.9
C	13	Petteri Wirtanen	78	15	26	41	-10	50	4	3	2	114	13.2
LW	18	Drew Miller	53	23	15	38	-7	10	8	4	5	118	19.5
LW	27	Matt Beleskey	58	11	24	35	-7	58	6	0	3	119	9.2
C	33	Eric Boguniecki	69	18	16	34	-19	52	5	0	1	104	17.3
C	32	Ajay Baines	79	7	24	31	-1	53	1	1	1	110	6.4
C	19	Andrew Ebbett	28	10	19	29	+9	6	1	1	1	76	13.2
RW	20	Troy Bodie	71	15	12	27	-8	105	5	1	1	142	10.6
D	25	Adrian Veideman	63	6	21	27	+2	56	3	0	1	74	8.1
LW	39	Josh Green	39	10	14	24	-2	52	4	2	3	81	12.3
LW	7	Joakim Lindstrom	21	7	14	21	-6	33	3	0	2	58	12.1
RW	6	Bobby Ryan	14	9	10	19	+2	19	6	0	2	44	20.5
LW	15	Ryan Dingle	70	11	7	18	-8	21	1	0	4	125	8.8
LW	14	Francis Wathier	77	6	10	16	0	127	0	0	3	83	7.2
D	44	Brennan Evans	75	1	14	15	+1	189	0	0	0	70	1.4
C	23	Matt Caruana	41	5	6	11	-11	8	1	0	0	58	8.6
D	9	Brendan Mikkelsen	31	2	8	10	-10	18	0	0	0	44	4.5
LW	28	Ryan Donally	72	5	4	9	-16	159	0	0	0	40	12.5
D	29	Eric Regan	59	1	7	8	-5	36	0	0	0	55	1.8
RW	10	Charlie Kronschnabel	44	2	5	7	-5	19	0	0	1	46	4.3
D	12	John de Gray	62	2	5	7	-10	67	0	1	0	31	6.5
D	3	Brett Festerling	34	0	7	7	-3	31	0	0	0	25	0.0
RW	26	Chad Painchaud	16	3	3	6	+3	0	0	0	0	21	14.3
D	8	Andrew Thomas	25	0	4	4	+1	26	0	0	0	13	0.0
C	7	MacGregor Sharp	6	1	1	2	+1	4	0	0	0	11	9.1
D	21	Mark Mitera	5	0	2	2	+6	2	0	0	0	0	0.0
D	21	Logan Stephenson	25	0	2	2	+3	21	0	0	0	11	0.0
RW	7	Kirk MacDonald	6	1	0	1	0	4	0	0	1	7	14.3
LW	6	Nicolas Deschamps	2	0	1	1	-1	0	0	0	0	2	0.0
C	42	Pierre-Luc O'Brien	5	0	1	1	-1	0	0	0	0	5	0.0
D	4	Stu Bickel	21	0	1	1	-3	51	0	0	0	8	0.0
D	26	Matt Frick	1	0	0	0	0	0	0	0	0	0	0.0
RW	16	Jason Bailey	2	0	0	0	0	0	0	0	0	3	0.0
LW	26	Michal Birner	2	0	0	0	-1	0	0	0	0	2	0.0
D	28	Chris St. Croix	2	0	0	0	-2	2	0	0	0	3	0.0
RW	6	Garett Bembridge	5	0	0	0	-1	0	0	0	0	6	0.0
D	21	Rob LaLonde	7	0	0	0	-3	6	0	0	0	7	0.0

NO. GOALTENDER	GPI	MINS	GAA	W	L	OT	EN	SO	GA	SA	SV%	G	A	PIM
31 David LeNeveu	46	2627	2.95	20	19	6	2	0	129	1231	.895	0	1	0
30 Jean-Philippe Levasseur	41	2217	3.11	13	18	4	4	0	115	1045	.890	0	0	2
AHL GOALTENDING TOTALS	80	4844	3.02	33	37	10	6	0	244	2276	.893			

Discover Premium Seating at Honda Center

*M*ake the most of your entertainment dollar by treating yourself and your valuable business partners to a unique experience with exclusive All-Event Premium Seats. Or play host in one of a select number of Luxury Suites – fully furnished for first-class entertaining. However you prefer to join us, you'll never be very far from the action, or the unparalleled amenities of the San Manuel Premium Level.

Call (714) 634-2582 for more information.

Play Hockey

at



**ANAHEIM
ICE**



**CORONA
INLINE**



**HUNTINGTON
BEACH INLINE**



www.The-Rinks.com

KETTLE CLASSICS®

No bruised potatoes will ever start for us.



Become a Kettle Classics® Fan for exclusive promotions and contests!



Proud sponsors of the Anaheim Ducks

kettleclassics.com

©2009 Classic Foods, Inc. All rights reserved.

HISTORY





FRONT ROW (L-R) Jean-Sebastien Giguere, Executive Vice President/COO Tim Ryan, Senior Vice President of Hockey Operations David McNab, Executive Vice President & General Manager Bob Murray, Chris Pronger, Scott Niedermayer, Ryan Getzlaf, CEO Michael Schulman, Head Coach Randy Carlyle, Senior Vice President/CMO Bob Wagner, Jonas Hiller **SECOND ROW:** Assistant Coach Newell Brown, Assistant Coach Dave Farris, Vice President of Human Resources Kim Kutcher, Vice President of Operations Kevin Starkey, Teemu Selanne, Rob Niedermayer, Bret Hedican, Todd Marchant, Vice President of Finance Doug Heller, Anaheim Arena Management Vice President of Finance Angela Wergechik, Goaltending Consultant Francois Allaire, Video Coordinator Joe Trotta **THIRD ROW:** Assistant Equipment Manager John Alloway, Equipment Manager Doug Shearer, Andrew Ebbett, James Wisniewski, Francois Beauchemin, Bobby Ryan, Ryan Carter, Mike Brown, Strength & Conditioning Coach Sean Skahan, Head Athletic Trainer Tim Clark, Assistant Athletic Trainer Meaghan Beaudoin **BACK ROW:** Equipment Assistant Chris Kincaid, Petteri Nokelainen, Sheldon Brookbank, Ryan Whitney, George Parros, Corey Perry, Brendan Mikkelsen, Erik Christensen, Brad Larsen, Massage Therapist James Partida

POSTSEASON NOTES IN PLAYOFF SECTION

THE SEASON:

The Ducks finished the regular season with a record of 42-33-7 for 91 points, ranking second in the Pacific Division and eighth in the Western Conference... Anaheim went 20-18-3 at home and 22-15-4 on the road in the regular season...the Ducks qualified for the playoffs for the fourth consecutive year and seventh time in club history (1997, 1999, 2003, 2006-2009).

THE STANDINGS CLIMB:

After 69 games, the Ducks were 32-31-6, 12th in the Western Conference standings (13th by winning percentage)...Anaheim rallied to make the playoffs by posting the best record in the NHL (by points and winning percentage) over the last 13 games, going 10-2-1 (21 points, .808 win%)...the Ducks joined only the 1996-97 Ottawa Senators and 2006-07 NY Rangers as teams to rally from as low as 12th place to make the playoffs with 13 games-or-less remaining in the season...the 1996-97 Senators were 12th through 69 games and finished seventh, while the 2006-07 Rangers were 12th through 72 games and finished sixth.

DEADLINE DEALS HELP LEAD CHARGE:

Ducks Executive Vice President/General Manager **Bob Murray** engineered several trades at the Mar. 4 trading deadline... Murray made four trades in total that morning, including the acquisition of **Petteri Nokelainen**, **Erik Christensen** and **James Wisniewski**...that day, the Ducks stood ninth in the Western Conference with a mark of 31-28-6 for 68 points... since the trading deadline, only St. Louis (13-4-2, 28 points) and San Jose (12-5-2, 26 points) had a better record than Anaheim (11-5-1, 23 points) in the Western Conference.

STRONG FINISH:

The Ducks finished the 2008-09 regular season winning five of the last seven games (5-1-1), 10 of 13 games (10-2-1) and were 11-3-1 in the last 15 overall...the Ducks scored at least one power play goal in eight of the last nine games (13-for-35, 37.1%) and went 20-for-48 (41.7%) over the final 13...in the last five contests, the Ducks were 9-for-16 on the power play for a 56.3% success rate...in addition, the club recorded 55 goals over the last 13 games (4.2 per game), scoring at least five goals in five of those contests...over the final nine games, the **Bobby Ryan-Ryan Getzlaf-Corey Perry** line earned 17-21=38 points... during that span, Getzlaf collected 2-12=14 points, Perry with 8-5=13 points and Ryan earning 7-4=11 points.

ROAD SUCCESS:

Anaheim finished the 2008-09 regular season by recording points in a team-record nine consecutive road games (7-0-2; 16 points), besting the previous mark of eight games set earlier in the year (7-0-1; Oct. 21-Nov. 30)...the Ducks won six straight road games before losing in a shootout in the season finale at Phoenix on Apr. 11, falling just one win shy of tying a club-record seven-game road winning streak from Nov. 28-Dec. 13, 2006...with a 22-15-4 road record, the Ducks tied a franchise record for most road wins in a single season (22-14-5, 2006-07)...only three other NHL teams registered more road wins than Anaheim in 2008-09: Detroit (24-12-5), Boston (24-13-4) and New Jersey (23-15-3).

LEADING THE WAY:

Center **Ryan Getzlaf** concluded the 2008-09 campaign ranked tied for third among NHL leaders in assists, tied for sixth in scoring (25-66=91) and tied for fourth in power play assists (28)...

in addition to leading the club in assists and scoring, Getzlaf broke the Ducks single-season assist record (previously Kariya, 62) on his third helper of the night as part of a four-assist effort on Apr. 4 at San Jose...with two assists (0-2=2) on Apr. 2 at Vancouver, he set a single-season career high in assists (60), one game after establishing a personal best for points in a season on Mar. 31 at Edmonton (83)...he tied his career high in goals (25) with a two-goal performance (2-1=3) on Mar. 27 vs. Edmonton while also passing Andy McDonald for fourth on the club's all-time points list (now at 270)...Getzlaf became just the third player in franchise history to reach the 90-point mark in one season (Selanne, Kariya) with an assist for his 90th point (25-65=90) on Apr. 5 vs. San Jose.

HILLER STRONG IN NET:

Goaltender **Jonas Hiller** concluded the regular season ranked tied for seventh among NHL goaltenders in GAA (2.39) and tied for sixth in SV% (.919)...over his last 12 games, Hiller went 8-2-0 with a 2.44 GAA and .919 SV%, stopping 319-of-347 shots... prior to a 3-2 loss to San Jose on Apr. 5 at Honda Center, Hiller won seven consecutive decisions to tie Guy Hebert for the longest winning streak in franchise history (Hebert won seven straight games from Feb. 25-Mar. 22, 1995)...during his seven-game winning streak, Hiller posted a 2.19 GAA (17 GA/466 MIN) and .923 SV% (205-of-222) in eight appearances (7-0-0 with one no-decision)...over his final 32 games of the season, Hiller went 17-10-0 with a 2.51 GAA (75 GA/1796 MIN) and a .913 SV% (788-of-863).



Bobby Ryan

REIGNING ROOKIE:

Ducks right wing **Bobby Ryan** finished the regular season leading all NHL rookies in scoring, goals, power play goals (12), shooting percentage (17.8), points-per-game (.89) and power play points (23) while ranking tied for third in power play assists (11) and tied for fourth in assists...after his recall from the AHL on Nov. 15, he registered 10 more goals and 13 more points than any other rookie in the league (see chart below)... Ryan was the first West-Coast rookie (Pacific Time Zone) to lead the league in points since Luc Robitaille of the LA Kings in 1986-87 (45-39=87)...he was also the first West-Coast rookie to lead the league in goals since Paul Kariya of Anaheim in the lockout-shortened 1994-95 season (18 goals)...he became the first NHL rookie to score 30 goals in a season since Evgeni Malkin had 33 in 2006-07...Ryan became the first rookie in franchise history to record a 20-goal/20-assist season, reaching the 30/20 plateau...he scored his 30th goal (second of the night) Apr. 4 at San Jose, becoming the all-time franchise leader in rookie goals (previously Dustin Penner, 29 goals, 2006-07)...he also broke the club's single-season rookie scoring record with his 46th point on Mar. 22 vs. Phoenix (previously Penner, 29-16=45, 2006-07)... on Apr. 2 in Vancouver, he collected his 26th assist of the season to tie Francois Beauchemin for the franchise rookie record...he finished the regular season with points in six of the last eight games (7-4=11) and in 22 of his last 37 (19-12=31)...Ryan also collected points in 32 of the last 50 contests (27-20=47) and 29-24=53 points in the last 59 games.

NHL ROOKIE SCORING STARTING NOV. 15

(DATE OF RYAN'S RECALL)

PLAYER	TEAM	GP	G	A	P
Bobby Ryan	ANA	64	31	26	57
Michael Frolik	FLA	66	21	23	44
Steven Stamkos	TB	63	21	21	42
Kris Versteeg	CHI	63	19	21	40
Patrick Berglund	STL	62	16	21	37

EBBETT ALSO MAKES HIS MARK:

Fellow rookie Andrew Ebbett joined Bobby Ryan in leading rookie scorers...Ebbett finished the year ranked fourth in points-per-game among rookies (.67), and tied for seventh in assists despite playing in only 48 games...a closer look:

NHL ROOKIE POINTS-PER-GAME LEADERS

(MIN. 40 GAMES PLAYED)

PLAYER	TEAM	GP	G	A	P	P/G
Bobby Ryan	ANA	64	31	26	57	.89
Kris Versteeg	CHI	78	22	31	53	.68
T.J. Oshie	STL	57	14	25	39	.68
Andrew Ebbett	ANA	48	8	24	32	.67
Claude Giroux	PHI	42	9	18	27	.64
Mikhail Grabovski	TOR	78	20	28	48	.62

TOP NHL ROOKIE SCORING TANDEM

PLAYERS	TEAM	GP	G	A	P	P/G
Bobby Ryan + Andrew Ebbett	Anaheim	112	39	50	89	0.80
Patrik Berglund + TJ Oshie	St. Louis	133	35	51	86	0.65
Kris Versteeg + Troy Brouwer	Chicago	147	32	47	79	0.54
Mikhail Grabovski + Nikolai Kulemin	Toronto	151	35	44	79	0.52

THE CAPTAIN LEADS THE WAY, AGAIN:

Scott Niedermayer concluded the regular season ranked second among all defensemen in scoring starting Jan. 1 (9-31=40, Mike Green of WSH had 23-27=50 points)... for the season, he ranked tied for third in the NHL in scoring and assists among defensemen...Niedermayer became Anaheim's all-time goal scorer among defensemen by surpassing Oleg Tverdokvsky with his 46th goal as a Duck on Mar. 8 vs. Minnesota...Niedermayer recorded his third three-point night of the season (1-2=3) on Mar. 31 at EDM, tying a single game career high (18 times)...he earned 2-8=10 points in his final six games, points in nine of the last 16 games (5-11=16) and 14 of 26 (8-15=23), including the game-winning OT goals on Mar. 11 vs. Vancouver and Feb. 11 vs. Calgary.

CHIPPING IN:

Right wing **Teemu Selanne** finished the regular season on a seven-game scoring streak (4-5=9), which equaled the longest active streak in the league to end the season (also M. Gaborik)... he had points in 10 of the last 11 games (5-7=12) and 12-11=23 points in the last 25...right wing **Corey Perry**, who earned his 100th NHL assist on Mar. 27 vs. Edmonton, wrapped up 2008-09 on a five-game point streak (4-3=7)...in addition, Perry earned points in eight of the last nine contests (8-5=13), 14 of the last 19 (11-8=19) and 40 points in the final 40 games he appeared in (23-17=40)...defenseman **Chris Pronger** earned 1-11=12 points in his last 19 games, including a three-assist (0-3=3) night on Mar. 22 vs. Phoenix...he also had 5-23=28 points in his final 47 games...center **Erik Christensen** picked up 2-7=9 points in his last 15 games and center **Andrew Ebbett** had points in seven of his last 11 games (3-6=9)...defenseman **James Wisniewski** had



Andrew Ebbett



Scott Niedermayer

eight assists (0-8=8) in his last nine games while fellow blueliner **Ryan Whitney** picked up points in four of the last seven games (0-5=5) and in six of the last 11 (0-7=7).

MILESTONE MOMENT:

Left wing **Rob Niedermayer** appeared in his 1,000th NHL contest on Mar. 19 at Phoenix...collecting an assist that night, Rob and brother Scott became the fourth pair of brothers to reach 1,000 games played...the Niedermayers joined Geoff and Russ Courtmull (1,048 games and 1,029, respectively), Derian and Kevin Hatcher (1,045, 1,157), and Brent and Ron Sutter (1,111, 1,093) in the exclusive category...Rob also became the fourth Duck to reach 1,000 games in 2008-09...the only other team in NHL history to have four players hit the 1,000-game mark in the same season was the 1998-99 Los Angeles Kings (Doug Bodger, Russ Courtmull, Ray Ferraro and Garry Galley)...on Feb. 20 at Detroit, defenseman Chris Pronger became the 85th defenseman all-time and 13th active to hit the 1,000-game milestone...two other Ducks reached the 1,000-game milestone earlier in the regular season: center **Todd Marchant** on Dec. 22 at Vancouver and defenseman **Bret Hedican** on Nov. 21 at St. Louis.



Todd Marchant



Ryan Getzlaf



Teemu Selanne

DUCKS AMONG LEAGUE LEADERS:

Below is a glance at Ducks players who finished the 2008-09 season ranked among the top 10 in the NHL in various categories:

Teemu Selanne	Tied for fifth in PPG	Ryan Getzlaf	Tied for sixth in scoring
Jonas Hiller	Tied for seventh in GAA		Tied for third in assists
	Tied for sixth in SV%		Tied for fourth in PPA
Andrew Ebbett	Tied for seventh in rookie assists	Chris Pronger	Third in avg. TOI
Bobby Ryan	First in rookie scoring	Scott Niedermayer	Tied for third in defensemen scoring
	First in rookie goals		Fourth in avg. TOI
	Tied for fourth in rookie assists		Tied for third in defensemen assists
	First in rookie PPG		
	First in rookie shooting %		

A NIGHT TO REMEMBER:

Right wing **Teemu Selanne** scored his 1,200th career NHL point with his overtime goal on Mar. 18 vs. Nashville...Selanne became the 45th player in NHL history to reach the milestone and only the sixth player born outside North America to reach the mark, joining Jaromir Jagr (646-953=1599), Stan Mikita (541-926=1467), Jari Kurri (601-797=1398), Mats Sundin (564-785=1349) and Paul Stastny (450-789=1239)...in addition, with 1-1=2 points on Apr. 11 at Phoenix, Selanne surpassed Bobby Clarke for sole possession of 41st place on the all-time points list (579-631=1209) and tied Theo Fleury (633) for 64th on the all-time assists list...Selanne also has sole possession of 18th place on the NHL's all-time goals list, passing Mike Bossy at 573...in addition, his power play goal on Apr. 2 at Vancouver was the 206th power play goal of his career, passing Wayne Gretzky at 204 and Joe Sakic at 205 for sole possession of 11th place on the NHL's all-time PPG list.

HE'S NO. 1:

Right wing **Teemu Selanne** became the franchise's all-time games played leader with his 617th game as a Duck on Jan. 31 at Colorado...with his appearance that afternoon at Pepsi Center, Selanne surpassed former teammate Steve Rucchin for sole possession of first in all-time Ducks appearances...since making his Anaheim debut in the 1995-96 NHL season, Selanne has scored 352-391=743 points with a +114 rating and 316 PIM in 647 games with the Ducks...Teemu leads the club in all-time points, goals, power play goals, power play points, game-winning goals, plus/minus and appearances...on Nov. 7 vs. Dallas, Selanne became the franchise's all-time assists leader with his 370th assist as a Duck...he also collected his 700th career point as a Duck on Oct. 31 vs. VAN with an assist.

2008-09 SEASON IN REVIEW

OCTOBER 9, 2008 - ANAHEIM 1 @ SAN JOSE 4

The Ducks dropped their season opener to San Jose by a score of 4-1 at HP Pavilion...the game remained scoreless through 2:32 of the second period when Sharks winger Jonathan Cheechoo scored his first of two goals for San Jose...defenseman Christian Ehrhoff made it 3-0 for San Jose early in the third...Ducks left winger **Rob Niedermayer** put Anaheim on the board with a late third-period goal on a deflected shot from defenseman **Steve Montador**, who picked up his first point as a Duck in the process...defenseman **Chris Pronger** earned an assist on the Niedermayer goal...goaltender **J.S. Giguere** stopped 37-of-41 shots in the loss.

PP: 0-2 PK: 2-7 SF: 29 SA: 41

TOI: S. Niedermayer (25:42)

Three Stars: 1. Cheechoo 2. Blake 3. Setoguchi

OCTOBER 12, 2008 - ANAHEIM 2 VS. PHOENIX 4

The Ducks opened the home portion of the 2008-09 regular season schedule with a 4-2 loss to the Phoenix Coyotes at Honda Center...before a sellout crowd of 17,174, Phoenix jumped out to a 3-0 lead on goals from Mikkel Boedker, Shane Doan and Kyle Turris in the first and second periods...Anaheim center **Ryan Carter** got his team on the scoreboard with his first goal of the season at the 13:56 mark of the second period, cutting the deficit to 3-1...right wing **Corey Perry** and defenseman **Chris Pronger** picked up assists on the Carter goal...a PPG from Doan, his second of the night, restored the Coyotes' three-goal advantage before Ducks right wing **George Parros** collected his first tally of the year 13 seconds later at 16:33 of the third...assists went to center **Brian Sutherby** and defenseman **Steve Montador**...goaltender **J.S. Giguere** stopped 20-of-24 shots.

PP: 0-4 PK: 1-5 SF: 35 SA: 24

TOI: S. Niedermayer (24:53)

Three Stars: 1. Jokinen 2. S. Niedermayer 3. Reinprecht

OCTOBER 14, 2008 - ANAHEIM 3 @ LOS ANGELES 6

The Ducks suffered their third consecutive loss with a 6-3 setback to the Los Angeles Kings at Staples Center...the Ducks built an early two-goal lead before the Kings responded with five unanswered goals en route to their first win of the season...Los Angeles earned nine power play opportunities, successfully converting three times with the man advantage...for the Ducks, right wing **Teemu Selanne** and centers **Brian Sutherby** and **Todd Marchant** were the goal scorers, each their first of the season...Ducks assists went to defenseman **Nathan McLver**, centers **Ryan Carter** and **Samuel Pahlsson**, and left wings **Brad May** and **Travis Moen**...goaltender **J.S. Giguere** stopped 17-of-23 shots in his third loss of the season.

PP: 0-5 PK: 3-9 SF: 26 SA: 23

TOI: C. Pronger (26:48)

Three Stars: 1. Kopitar 2. Brown 3. Handzus

OCTOBER 15, 2008 - ANAHEIM 2 VS. EDMONTON 3

Anaheim extended its season-opening losing streak to four games following a 3-2 loss to the Edmonton Oilers at Honda Center...Edmonton jumped out to an early lead when Shawn Horoff struck at 4:20 of the first period...two minutes later, Anaheim defenseman **Kent Huskins** tied the game at 1-1 before left wing **Rob Niedermayer** gave the Ducks a one-goal advantage with his second of the season at 4:10 of the second...Edmonton, which came back to even the score with an even-strength tally from Sheldon Souray with less than two minutes left in the second, received the eventual game-winner from Lubomir Visnovsky at 2:41 of the third (PP)...Ducks goaltender **Jonas Hiller** made saves on 25-of-28 shots in his season debut...Anaheim assists were recorded by center **Todd Marchant**, left wings **Brad May** and **Travis Moen**, and defenseman **Scott Niedermayer**.

PP: 0-2 PK: 1-4 SF: 28 SA: 35

TOI: S. Niedermayer (25:32)

Three Stars: 1. S. Niedermayer 2. Visnovsky 3. R. Niedermayer

OCTOBER 17, 2008 - ANAHEIM 4 VS. SAN JOSE 0

Goaltender **J.S. Giguere** stopped all 38 shots faced to extend a franchise record with his 30th career shutout while the Ducks earned their first win of the season with a 4-0 victory over the San Jose Sharks...despite being outshot 38-20, Anaheim did not allow a PPG for the first time in 2008-



Corey Perry

09 and established an early season high in goals scored...defenseman **Francois Beauchemin** opened the scoring with a deflected shot past Evgeni Nabokov at 18:13 of the first period...in the second, left wing **Travis Moen** collected his first goal of the campaign to extend his point streak to a career-high three games...Anaheim also received its first PPG of the season, courtesy of defenseman **Chris Pronger**, whose shot from the point gave the Ducks a three-goal advantage early in the third...center **Samuel Pahlsson** capped the scoring by successfully converting on a breakaway attempt at 9:24 of the third...left wing **Rob Niedermayer** led the Ducks with 0-2=2 points while centers **Brendan Morrison**, **Ryan Getzlaf** and **Ryan Carter**, and defensemen **Scott Niedermayer** and **Kent Huskins** picked up assists in the win.

PP: 1-7 PK: 0-7 SF: 20 SA: 38

TOI: F. Beauchemin (25:02)

Three Stars: 1. Giguere 2. Pahlsson 3. Beauchemin

OCTOBER 19, 2008 - ANAHEIM 1 VS. CAROLINA 3

The Ducks outshot the Carolina Hurricanes (33-24) but fell short on the scoreboard, dropping a 3-1 decision before 16,847 at Honda Center...Anaheim received its lone goal from defenseman **Francois Beauchemin**, who tied the score at 1-1 at the 14:27 mark of the second period...it marked Beauchemin's second goal of the season, tying his 2007-08 season total only six games into the 2008-09 campaign...assists went to center **Samuel Pahlsson** and left wing **Travis Moen**, who extended a career high point streak to four games...goaltender **J.S. Giguere** suffered his fourth loss of the season, stopping 21-of-23 shots...the Hurricanes, who were making their first appearance in Anaheim since Dec. 6, 2005, scored in each period, including an empty net goal by Eric Staal with less than a minute remaining in the game.

PP: 0-4 PK: 0-4 SF: 33 SA: 24

TOI: F. Beauchemin (25:02)

Three Stars: 1. Leighton 2. Pronger 3. Selanne

OCTOBER 21, 2008 - ANAHEIM 3 @ TORONTO 2 SO

The Ducks earned their first road win of the regular season with a 3-2 shootout victory over the Toronto Maple Leafs at Air Canada Centre...Anaheim received both its regulation goals in the first period, courtesy of defenseman **Francois Beauchemin** and right wing **George Parros**...left wings **Chris Kunitz** and **Brady May**, right wing **Corey Perry** and center **Brian Sutherby** earned the assists...after scoring to cut the Anaheim lead in half in the second, Toronto's Nik Antropov tied the game with less than a

minute remaining in the third to force overtime...goaltender **J.S. Giguere**, who turned away 36-of-38 shots in regulation and OT, stopped both Toronto shootout attempts...right wing **Teemu Selanne** and Perry beat Curtis Joseph to help give Anaheim its first shootout win of the season.

PP: 0-1 **PK:** 0-4 **SF:** 21 **SA:** 38
TOI: S. Niedermayer (28:57)
Three Stars: 1. Antropov 2. Giguere 3. Ponikarovsky

OCTOBER 24, 2008 - ANAHEIM 4 @ OTTAWA 3

The Ducks made it two in a row with a 4-3 win over the Ottawa Senators at Scotiabank Place...eight different Ducks recorded points in the game, the first of back-to-back games in Eastern Canada...Anaheim jumped out to a 4-0 lead with goals from centers **Brian Sutherby**, **Todd Marchant**, **Samuel Pahlsson** and **Ryan Getzlaf** in the first and second periods...Ottawa responded with three goals in the third but goaltender **Jonas Hiller** stopped 27-of-30 shots to secure his first win of the season...left wings **Bray May** and **Chris Kunitz**, and right wings **Teemu Selanne** and **Corey Perry** drew assists in the win.

PP: 1-3 **PK:** 2-7 **SF:** 32 **SA:** 30
TOI: F. Beauchemin (28:23)
Three Stars: 1. Selanne 2. Neil 3. Heatley

OCTOBER 25, 2008 - ANAHEIM 6 @ MONTREAL 4

The Ducks became just the third NHL team to record consecutive victories in Toronto, Ottawa and Montreal since the Senators entered the league in 1992-93 with a 6-4 victory over the Canadiens at the Bell Centre...Anaheim handed Montreal its first regulation loss of the season and snapped a five-game Canadiens' winning streak (5-0-1) with two goals in the first, three in the second and one in the third...right wing **Corey Perry** led the Anaheim offense, scoring 1-2=3 points with a fighting major for his third career "Gordie Howe hat trick"...four other Ducks posted multiple-point games, including left wing **Chris Kunitz** (1-1=2), center **Ryan Getzlaf** (1-1=2), and defenseman **Scott Niedermayer** (0-2=2) and **Chris Kunitz** (0-2=2)...Anaheim also received goals from defenseman **Kent Huskins**, right wing **Teemu Selanne**, and left wing **Travis Moen**, who scored the team's first SHG of the season...right wing **George Parros** and center **Ryan Carter** helped open the scoring with assists on Huskins' first goal of the game...Montreal native **J.S. Giguere** made a season-high 47 saves on 51 shots for his second consecutive win.

PP: 2-3 **PK:** 1-6 **SF:** 25 **SA:** 51
TOI: F. Beauchemin (27:52)
Three Stars: 1. Perry 2. Giguere 3. Tanguay

OCTOBER 27, 2008 - ANAHEIM 3 @ COLUMBUS 2

With a 3-2 win against the Columbus Blue Jackets at Nationwide Arena, the Ducks swept a road trip of four games-or-more for just the second time in franchise history...Anaheim rallied from a one-goal deficit with two goals in the third period to clinch its fourth consecutive victory...goaltender **J.S. Giguere** won his third straight start, turning away 30-of-32 shots...right wing **Corey Perry** (1-1=2) and center **Ryan Getzlaf** (1-1=2) led the Anaheim offense while contributions also came from right wing **Teemu Selanne** (1-0=1), left wing **Chris Kunitz** (0-1=1), and defenseman **Francois Beauchemin** (0-1=1), **Kent Huskins** (0-1=1) and **Steve Montador** (0-1=1), who was appearing in his 300th NHL game...newcomer **Bret Hedican** made his Ducks debut, registering one shot in 13:44 TOI.

PP: 1-5 **PK:** 0-6 **SF:** 24 **SA:** 32
TOI: F. Beauchemin (26:47)
Three Stars: 1. Perry 2. Giguere 3. Brassard

OCTOBER 29, 2008 - ANAHEIM 5 VS. DETROIT 4 OT

Right wing **Teemu Selanne** had a hat trick, center **Ryan Getzlaf** tied a club record with five assists and defenseman **Francois Beauchemin** scored his second career overtime goal as the Ducks defeated the defending Stanley Cup champion Detroit Red Wings, 5-4, at Honda Center...Selanne whiled his 21st career hat trick and 12th with Anaheim while his three PPG also matched a franchise single-game record...defenseman **Scott Niedermayer** collected 0-2=2 assists, moving into sole possession of first

on the Ducks all-time assists list by a defenseman (127)...defenseman **Chris Pronger** (0-2=2) also posted a multiple-point game while right wing **Corey Perry's** third-period assist pushed his assist streak to a career-best five games...stopping 34-of-38 shots, goaltender **J.S. Giguere** earned his fourth consecutive win.

PP: 3-8 **PK:** 2-7 **SF:** 34 **SA:** 38
TOI: F. Beauchemin (27:58)
Three Stars: 1. Selanne 2. Datsyuk 3. Getzlaf

OCTOBER 31, 2008 - ANAHEIM 6 VS. VANCOUVER 7 SO

A high-scoring game with three lead changes, eventually leading to a 13-round shootout lived up to its eerie Halloween billing as the Ducks fell to the Canucks, 7-6, snapping a five-game win streak...after jumping out to a 2-0 lead, the Ducks recovered from a 5-2 deficit to tie the game, scoring three goals over a 1:40 span at the end of the second period...with each team scoring a goal in the third to force OT, a shootout ensued with a franchise-record 13 shooters (second-longest in NHL history) before Vancouver bested Anaheim, 2-1, for the extra point...right wing **Corey Perry** collected a career-high 1-4=5 points (also career high for assists), marking the second time in as many games a Duck has reached the franchise high-tying total (also Getzlaf, Oct. 29 vs. Detroit, 0-5=5)...it was the first time in 10 years the feat had been accomplished in the NHL by two players on the same team in consecutive games (also Savage and Dampousse, 1997-98 Montreal Canadiens)...right wing **Teemu Selanne** collected 2-2=4 points, earning his 70th point as a Duck on his final point of the game (assist)...goaltenders **J.S. Giguere** and **Jonas Hiller** split the job in net, with Giguere stopping 9-of-13 shots and Hiller stopping 14-of-16 shots while also recording the shootout loss (11-for-13).

PP: 3-9 **PK:** 2-5 **SF:** 37 **SA:** 29
TOI: S. Niedermayer (31:05)
Three Stars: 1. Perry 2. Selanne 3. Bernier

NOVEMBER 2, 2008 - ANAHEIM 3 VS. CALGARY 2

The Ducks jumped out to an early lead, scoring three goals in the first 22 minutes of the game, enough to seal the deal in a 3-2 victory over Calgary...with the win, the Ducks extended their NHL-high standings point streak to seven games (6-0-1) and extended their win streak vs. Calgary at home to eight games...center **Ryan Getzlaf** scored a goal just 1:46 into the opening frame with right wing **Corey Perry** and left wing **Chris Kunitz** collecting single assists...defenseman **Chris Pronger** added a marker at 1:23 of the second, with center **Ryan Carter** scoring just 45 seconds later...Getzlaf, right wing **Teemu Selanne** and center **Brian Sutherby** picked up assists on the goals...goaltender **J.S. Giguere** picked up his fifth win in six appearances.

PP: 0-1 **PK:** 1-6 **SF:** 37 **SA:** 36
TOI: S. Niedermayer (27:07)
Three Stars: 1. Getzlaf 2. Kunitz 3. Perry

NOVEMBER 4, 2008 - ANAHEIM 1 @ LOS ANGELES 0 OT

Goaltender **J.S. Giguere** recorded his 31st career shutout and his second of the season as defenseman **Chris Pronger** scored just 40 seconds into overtime to give the Ducks the 1-0 win at Staples Center...the win marked the first time in club history that the Ducks shut out Los Angeles at Staples Center and just the second-ever 1-0 game between the two teams (the Kings won 1-0 on Apr. 14, 2002 at Los Angeles)...it was also the first time between the two teams had played through regulation scoreless...in addition, it was just the second 1-0 OT win in club history (also Mar. 30, 1997 at Detroit on a Steve Ruchin goal)...right wing **Teemu Selanne** earned an assist on the OT goal, extending his point streak to seven games (7-5=12) while also tying Paul Kariya for the all-time franchise assist record (369)...center **Ryan Getzlaf** also tallied an assist on the Pronger goal, extending his point streak to a season-high seven games (4-10=14)...with his fifth career OT goal, Pronger extended his goal streak to three games (3-2=5), tying his career high...Giguere stopped all 35 shots he faced for the win.

PP: 0-4 **PK:** 0-6 **SF:** 27 **SA:** 35
TOI: C. Pronger (27:13)
Three Stars: 1. Giguere 2. Eersberg 3. Pronger

2008-09 SEASON IN REVIEW

NOVEMBER 5, 2008 - ANAHEIM 5 VS. ST. LOUIS 2

The Ducks pushed their standings point streak to nine games (8-0-1) with a 5-2 victory over St. Louis at Honda Center...with 2-1=3 points, center **Ryan Getzlaf** extended his season high point streak to eight games (6-11=17) and his career high assist streak to seven games...right wing **Teemu Selanne's** eighth PPG of the season stretched his point streak to eight games (8-5=13) while left wing **Chris Kunitz** reached the 100-assist mark with his first of two helpers in the win...linemate **Corey Perry** also recorded a multiple-point game (1-1=2), his fourth of the season...left wing **Rob Niedermayer** opened the scoring on a breakthrough only 36 seconds into the game, his third goal of 2008-09...defenseman **Chris Pronger** assisted on Selanne's second-period goal to extend his own point streak to five games (3-5=8)...making his third start of the season, goaltender **Jonas Hiller** turned away 30-of-32 shots for his second win of the season.

PP: 1-1 PK: 1-5 SF: 27 SA: 32

TOI: F. Beauchemin (25:44)

Three Stars: 1. Getzlaf 2. Perry 3. Kunitz

NOVEMBER 7, 2008 - ANAHEIM 2 VS. DALLAS 5

Newcomer Mark Parrish had a hat trick in his Dallas debut to lead the Stars to a 5-2 win over the Ducks at Honda Center...the loss snapped Anaheim's nine-game standings points streak, tied for the then-longest streak in the NHL in 2008-09...goaltender **J.S. Giguere** stopped 9-of-13 shots before being relieved by **Jonas Hiller**, who made stops on 12-of-13 shots...center **Brendan Morrison** scored his first goal as a Duck, sending a puck past a sprawling Marty Turco at 17:28 of the first period...right wing **Teemu Selanne** picked up his 370th assist as a Duck, setting a franchise record...defenseman **Scott Niedermayer** scored a PPG at 10:35 of the third, his second goal of the season...center **Ryan Getzlaf** and defenseman **Chris Pronger** assisted on Niedermayer's tally, extending their respective point streaks to nine games (6-12=18) and six games (3-6=9).

PP: 1-5 PK: 2-5 SF: 30 SA: 26

TOI: F. Beauchemin (26:19)

Three Stars: 1. Parrish 2. Richards 3. Kunitz

NOVEMBER 9, 2008 - ANAHEIM 1 VS. FLORIDA 3

Despite recording 45 shots and outshooting Florida by 19, the Ducks suffered their second consecutive defeat with a 3-1 setback to the Panthers at Honda Center...for the second game in a row, an opponent recorded a hat trick, this time by Florida's David Booth, who posted his first career three-goal game with one in the first period and two in the second...Ducks right wing **Corey Perry** opened the scoring at the 1:41 mark of the first period, sending a puck short-side past goaltender Craig Anderson for his fifth of the season...defenseman **Steve Montador** picked up the lone assist on the Perry goal...goaltender **J.S. Giguere** turned away 23-of-26 shots as his record fell to 7-6-0.

PP: 0-4 PK: 1-4 SF: 45 SA: 26

TOI: S. Niedermayer (25:44)

Three Stars: 1. Booth 2. Perry 3. Anderson

NOVEMBER 14, 2008 - ANAHEIM 3 VS. NASHVILLE 4 OT

The Ducks rallied to tie the score, forcing overtime but eventually fell to the Predators in the extra session by a score of 4-3...right wing **Teemu Selanne** earned 0-3=3 assists, his first three-assist game since Mar. 29, 2007 vs. CBJ (1-3=4)...center **Ryan Getzlaf** scored the game-tying goal (PP) for his 200th NHL point and collected an assist (1-1=2)...center **Brendan Morrison** scored his second goal of the season while left wing **Chris Kunitz** also scored (PP)...center **Todd Marchant** and right wing **Corey Perry** each collected single assists...goaltender **J.S. Giguere** stopped 31-of-35 shots in the overtime loss.

PP: 2-4 PK: 2-5 SF: 35 SA: 35

TOI: C. Pronger (29:18)

Three Stars: 1. Hamhuis 2. Getzlaf 3. Weber

NOVEMBER 16, 2008 - ANAHEIM 2 VS. LOS ANGELES 0

The Ducks shut out Los Angeles for the second consecutive game, marking the first time the feat had been accomplished vs. the Kings in club history...it also marked the fourth time in club history and first time in over seven

years that the Ducks shut out the Kings at home (last: Mar. 4, 2001, 4-0)...it was the Ducks' sixth overall shutout against Los Angeles (both home and road) and the second in 2008-09...right wing **Corey Perry** scored his sixth goal of the season, extending his point streak to three games (2-1=3)...defenseman **Kent Huskins** and center **Ryan Getzlaf** earned the assists...defenseman **Bret Hedican** gave Anaheim an insurance goal, scoring at 15:40 of the third period, his first point as a Duck...left wing **Chris Kunitz** and center **Brendan Morrison** each collected assists...goaltender **Jonas Hiller** recorded his first career shutout, becoming the eighth goaltender in franchise history to blank an opponent.

PP: 0-3 PK: 0-5 SF: 26 SA: 29

TOI: C. Pronger (25:08)

Three Stars: 1. Hiller 2. Getzlaf 3. Ernsberg

NOVEMBER 19, 2008 - ANAHEIM 4 VS. WASHINGTON 6

The Ducks were unable to come back from an early Washington lead, giving up three PPGs on eight attempts as the club went on to lose, 6-4...after falling behind 3-0 in the first, right wing **Bobby Ryan** scored the first of two goals...center **Ryan Getzlaf** brought the Ducks to within one goal to make it 3-2 at the end of the first...the Ducks were held scoreless in the second, but Ryan added a second goal and right wing **Teemu Selanne** scored a PPG to make the final score 6-4...Ryan also collected an assist for a career-high 2-1=3 points...it was his first multi-goal game, also tying the franchise rookie record...right wing **Corey Perry** collected 0-3=3 assists...Getzlaf also earned an assist for his seventh multiple-point game of the season...center **Todd Marchant** and right wing **George Parros** also picked up single assists...Washington's **Alex Ovechkin** scored a season-high 1-3=4 points...**Jonas Hiller** (three-of-six) and **J.S. Giguere** (24-of-27) split time in goal with Giguere recording the loss.

PP: 1-5 PK: 3-8 SF: 32 SA: 33

TOI: S. Niedermayer (28:30)

Three Stars: 1. Ovechkin 2. Ryan 3. Kozlov

NOVEMBER 21, 2008 - ANAHEIM 2 @ ST. LOUIS 3 OT

Lee Stempniak scored at the 2:39 mark of overtime to lead the St. Louis Blues to a 3-2 win over the Ducks at Scottrade Center...the loss snapped the Ducks' five-game road winning streak, which was tied for the second-longest in club history...Anaheim pushed the game to OT when defenseman **Scott Niedermayer** slid a puck past Manny Legace with a second left in regulation...centers **Ryan Getzlaf** and **Samuel Pahlsson** drew assists on Niedermayer's late goal...left wing **Chris Kunitz** got Anaheim on the scoreboard with his third of the season at 7:13 of the second period...right wing **Bobby Ryan** and defenseman **Kent Huskins** picked up the assists on the second-period tally...goaltender **J.S. Giguere** turned away 25-of-28 shots in his second overtime loss of the season...defenseman **Bret Hedican** hit the 1,000-career game milestone, playing against the team he broke into the league with.

PP: 1-5 PK: 2-5 SF: 28 SA: 28

TOI: S. Niedermayer (29:06)

Three Stars: 1. Legace 2. Backes 3. Hedican

NOVEMBER 22, 2008 - ANAHEIM 2 @ DALLAS 1 SO

Goaltender **Jonas Hiller** stopped 31-of-32 shots and two-of-three shootout attempts to help lead the Ducks to a 2-1 shootout victory over the Dallas Stars at American Airlines Center...right wing **Corey Perry** and center **Ryan Getzlaf** scored in the shootout, with Getzlaf's goal proving to be the game-winner...Perry scored the Ducks' lone goal in regulation, beating Marty Turco on the high glove-side on the power play at the 5:37 mark of the first period...assists went to right wing **Teemu Selanne** and Getzlaf, who extended his point streak to five consecutive games...defenseman **Chris Pronger** led all skaters with 31:17 TOI.

PP: 1-4 PK: 0-7 SF: 24 SA: 32

TOI: C. Pronger (31:17)

Three Stars: 1. Hiller 2. Getzlaf 3. Daley

NOVEMBER 24, 2008 - ANAHEIM 4 VS. COLORADO 1

Right wing **Teemu Selanne** scored two PPG and defenseman **Chris Pronger** added a goal and assist as the Ducks defeated the Colorado Avalanche, 4-1, at Honda Center...Selanne's first PPG in the opening

period marked the 200th of his NHL career and 127th as a Duck...center **Ryan Getzlaf** assisted on Selanne's first-period tally to push his assist streak to six games (2-6=8)...left wing **Chris Kunitz** scored Anaheim's second and eventual game-winning goal, beating Peter Budaj at the 13:39 mark of the first period...right wing **Corey Perry**, left wing **Brad May**, centers **Brendan Morrison** and **Todd Marchant**, and defensemen **Scott Niedermayer** and **Steve Montador** recorded single assists in the winning cause...goaltender **J.S. Giguere** made saves on 29-of-30 shots to snap a personal five-game losing streak and earn his first victory since Nov. 4 at Los Angeles...head coach **Randy Carlyle** earned his 150th career victory.

PP: 2-3 PK: 0-4 SF: 30 SA: 24

TOI: S. Niedermayer (25:33)

Three Stars: 1. Selanne 2. Pronger 3. Giguere

NOVEMBER 28, 2008 - ANAHEIM 1 VS. CHICAGO 0

The game remained scoreless until center **Ryan Getzlaf** put the Ducks on the board with an even-strength goal at 15:19 of the second period...right wings **Corey Perry** and **Bobby Ryan** collected the assists on the goal...Getzlaf extended his point streak to seven games (3-6=9), becoming the first NHL player in 2008-09 to record two different point streaks of six-games-or-more...goaltender **Jonas Hiller** stopped all 26 shots he faced, recording the second shutout of his career (both in 2008-09)...the Ducks were perfect on the penalty kill for the third consecutive game...Anaheim's shutout win marked its first over Chicago at home since Dec. 17, 1999 (2-0)...the Ducks also extended their home winning streak vs. Chicago to four games.

PP: 0-1 PK: 0-2 SF: 21 SA: 26

TOI: S. Niedermayer (24:17)

Three Stars: 1. Hiller 2. Pahlsson 3. Ryan

NOVEMBER 30, 2008 - ANAHEIM 4 @ CAROLINA 1

A three-goal third period broke the 1-1 tie that held for over 34 minutes to give the Ducks the 4-1 win and standings points in eight consecutive road games (tying a franchise record)...center **Ryan Getzlaf** scored the Ducks' first goal at 1:44 of the first period and added two assists later in the game for his third three-plus point game of the season...right wing **Teemu Selanne** added his 12th PPG (also GWG) of the season at 7:16 of the third...left wing **Rob Niedermayer** scored two goals of his own (first two-goal game since Mar. 15, 2008 vs. St. Louis), helping the Ducks to their ninth four-plus goal game of the season...right wing **Bobby Ryan**, left wing **Travis Moen**, center **Brendan Morrison** and defensemen **Scott Niedermayer** and **Chris Pronger** each collected single assists...Scott Niedermayer's assist accounted for his 170th point as a Duck, tying him for the franchise lead in defenseman scoring (also Tverdokvoly)...goaltender **Jonas Hiller** stopped 36-of-37 shots for his third consecutive win...Anaheim was perfect on the penalty kill for the fourth consecutive game.

PP: 1-4 PK: 0-4 SF: 27 SA: 37

TOI: C. Pronger (29:55)

Three Stars: 1. Hiller 2. Getzlaf 3. R. Niedermayer

DECEMBER 1, 2008 - ANAHEIM 1 @ DETROIT 2

After jumping out to a 1-0 lead just under two minutes into the game, the Ducks weren't able to score again, falling to the Red Wings, 2-1...the loss snapped the club's franchise high-tying road standings point streak at eight games...left wing **Chris Kunitz** scored the Ducks' lone goal at 1:50 of the first period...right wing **Teemu Selanne** collected the assist to extend his point streak to three games (1-2=3)...the Ducks were perfect on the penalty kill once again, stretching their streak to five games (21-for-21)...goaltender **J.S. Giguere** returned to the team after missing two games for family reasons...in his 400th career game, the netminder stopped 37-of-38 shots through two periods before being relieved (cramps) by **Jonas Hiller**...Hiller stopped eight-of-nine shots in the third, recording the loss.

PP: 0-2 PK: 0-4 SF: 16 SA: 47

TOI: S. Niedermayer (26:45)

Three Stars: 1. Hossa 2. Franzen 3. Kunitz

DECEMBER 3, 2008 - ANAHEIM 2 @ CHICAGO 4

On a night when **Scott Niedermayer** became Anaheim's all-time points leader among defensemen, the Ducks yielded three unanswered goals late

in the third period en route to a 4-2 loss to the Chicago Blackhawks at the United Center...Chicago opened the scoring at 18:27 of the first period when Patrick Sharp converted on the power play, snapping the Ducks' streak of 23 consecutive penalty kills...right wing **Teemu Selanne** got Anaheim on the scoreboard with his 13th straight PPG at the 9:24 mark of the second before defenseman **Chris Pronger** gave the Ducks a one-goal lead early in the third...with less than six minutes remaining, Chicago scored three times - including an empty netter - to secure the win...goaltender **Jonas Hiller** stopped 37-of-40 shots in the setback...center **Ryan Getzlaf**, left wing **Rob Niedermayer** and defensemen **Scott Niedermayer** and **Brett Festerling** registered single assists...Scott's helper on Selanne's first-period goal pushed him past Oleg Tverdokvoly for sole possession of the franchise lead for points by a defenseman (171)...in addition, center **Brendan Morrison** played in his 700th NHL game.

PP: 1-3 PK: 1-5 SF: 32 SA: 41

TOI: C. Pronger (27:54)

Three Stars: 1. Toews 2. Havlat 3. S. Niedermayer

DECEMBER 7, 2008 - ANAHEIM 5 VS. COLUMBUS 3

The Ducks extended their home winning streak to three games with a 5-3 victory over the Columbus Blue Jackets at Honda Center...center **Ryan Getzlaf** led Anaheim with two goals (2-0=2), marking his second multiple-goal game of the season and seventh of his career...Getzlaf, whose second goal at the 17:55 mark of the second period represented the 3,000th regular season goal in club history, pushed his home point streak to six goals (5-4=9)...linemate **Corey Perry** extended his home point streak to seven games (2-7=10) with his assist on Getzlaf's second goal...left wing **Chris Kunitz** (0-2=2) and right wings **Bobby Ryan** (1-1=2) and **George Parros** (0-2=2) also recorded multi-point games...for Parros, his two assists established a career high...goaltender **J.S. Giguere** stopped 29-of-32 shots for his 200th NHL victory while defenseman **Steve Montador** and **Bret Hedican** led all skaters with +3 ratings.

PP: 0-3 PK: 1-6 SF: 34 SA: 32

TOI: C. Pronger (28:41)

Three Stars: 1. Getzlaf 2. Parros 3. Ryan

DECEMBER 10, 2008 - ANAHEIM 4 VS. ST. LOUIS 2

The Ducks won their second consecutive game and season-high fourth straight at home with a 4-2 victory over the St. Louis Blues at Honda Center...the Blues opened the scoring on their second shot of the game, an even-strength tally by B.J. Crombeen at 12:29 of the first...right wing **George Parros** evened the score less than a minute later with his career-high third of the season and third point in two games...13:47 into the second, left wing **Chris Kunitz** collected his sixth of the campaign to give the Ducks a 2-1 lead...center **Ryan Getzlaf** drew an assist on the Kunitz goal to push his point streak to three games (2-2=4)...after Brad Boyes provided the equalizer for St. Louis at 12:53 of the third, center **Brendan Morrison** and **Kunitz** each scored with less than three minutes remaining to clinch the win...along with Kunitz's two goals, right wing **Teemu Selanne** chipped in with a pair of assists for Anaheim's second multi-point performance...goaltender **J.S. Giguere** made saves on 26-of-28 shots to win his third straight decision.

PP: 1-4 PK: 1-5 SF: 36 SA: 28

TOI: C. Pronger (25:53)

Three Stars: 1. Giguere 2. Selanne 3. Morrison

DECEMBER 11, 2008 - ANAHEIM 0 @ SAN JOSE 2

Playing their second game in as many nights, the Ducks suffered their first shutout of the season with a 2-0 loss to the San Jose Sharks at HP Pavilion, snapping a two-game winning streak...goaltender **Jonas Hiller** turned away 25-of-27 shots in the setback, which dropped his record to 6-4-1...the Sharks got the early advantage with an even-strength goal from Patrick Marleau at 17:00 of the first period...San Jose added an insurance tally from Devin Setoguchi at the 9:45 mark of the second to secure the win...defenseman **Chris Pronger** led all skaters with 27:52 TOI while right wing **Corey Perry** tied Marcel Goc with a game-high six shots.

PP: 0-5 PK: 0-3 SF: 31 SA: 27

TOI: C. Pronger (27:52)

Three Stars: 1. Nabokov 2. Vlasic 3. Marleau

2008-09 SEASON IN REVIEW

DECEMBER 14, 2008 - ANAHEIM 4 VS. MINNESOTA 2

The Ducks extended their season-high home winning streak to five games with a 4-2 win at the expense of the Minnesota Wild at Honda Center...left wing **Chris Kunitz** and defenseman **Chris Pronger** led the Ducks with 0-2=2 points apiece as the club won for the third time in four games overall...centers **Ryan Getzlaf** and **Brendan Morrison**, and right wings **Cory Perry** and **Bobby Ryan** provided the even-strength goals for Anaheim, which picked up points for the seventh time in eight games at Honda Center...Pronger's second assist on Perry's first-period goal was the 91st of his Ducks career, moving him past **Fredrik Olausson** for sole possession of third place on the club's all-time assist list for defensemen...right wing **George Parros** and center **Todd Marchant** chipped in with single assists in the victory...goaltender **J.S. Giguere** stopped 26-of-28 shots to win his fourth consecutive decision and 11th overall in 2008-09.

PP: 0-5 PK: 1-4 SF: 34 SA: 28

TOI: S. Niedermayer (25:55)

Three Stars: 1. Getzlaf 2. Kunitz 3. Pronger

DECEMBER 16, 2008 - ANAHEIM 1 VS. NY RANGERS 3

The Ducks had a season-high five-game home winning streak snapped with a 3-1 loss to the New York Rangers at Honda Center...the Rangers improved to 4-6-0 in Anaheim with three unassisted goals by **Chris Drury** in the first period, **Nigel Dawes** in the second and **Nikolai Zherdev** in the third (empty net)...the Ducks received their lone goal from left wing **Chris Kunitz**, who collected his eighth of the season at the 18:30 mark of the second...defenseman **Bret Hedican** and center **Ryan Carter** drew assists on the Kunitz tally...goaltender **Jonas Hiller** stopped 27-of-29 shots in the loss, his third in as many starts...defenseman **Scott Niedermayer** led all skaters with 27:33 TOI.

PP: 0-3 PK: 1-4 SF: 20 SA: 29

TOI: S. Niedermayer (27:33)

Three Stars: 1. Dawes 2. Lundqvist 3. Hiller

DECEMBER 19, 2008 - ANAHEIM 3 @ EDMONTON 2 SO

Goaltender **Jonas Hiller** made a franchise-tying 51 saves en route to a 3-2 shootout win...special teams scored both of the Ducks' goals in regulation...left wing **Rob Niedermayer** scored his first SHG of the season at 19:39 of the first period with the assist coming from brother **Scott**...right wing **Cory Perry** scored a PPG at 10:09 of the second with helpers from center **Ryan Getzlaf** and right wing **Bobby Ryan**...two third-period Edmonton goals forced overtime and then a shootout...Hiller was perfect in the shootout, stopping all three attempts...Perry scored the game-deciding goal in the shootout...right wing **Teemu Selanne** appeared in his 1,100th NHL game before leaving early in the first period with a left thigh laceration...defenseman **Chris Pronger** logged a team season-high 33:26 TOI.

PP: 1-8 PK: 1-10 SF: 36 SA: 53

TOI: C. Pronger (33:26)

Three Stars: 1. Hiller 2. Cole 3. Horcoff

DECEMBER 22, 2008 - ANAHEIM 3 @ VANCOUVER 4

After scoring the opening goal just 8:32 into the first period, the Ducks went scoreless until 11:33 of the third, rallying with two goals just 1:31 apart but eventually fell to the Canucks by a final score of 4-3...center **Todd Marchant** appeared in his 1,000th NHL game, going scoreless with two hits in 14:27 TOI...right wing **Bobby Ryan** matched a career high, earning 1-2=3 points by scoring the opening goal (PPG) and collecting two assists in the third period...defenseman **Scott Niedermayer** (1-1=2) and right wing **Cory Perry** each registered two-point evenings...center **Samuel Pahlsson** scored the club's only even-strength goal at 13:02 of the third...center **Ryan Getzlaf** collected an assist on the power play on the Ducks' opening goal...the club scored at least two PPGs for the sixth game in 2008-09...goaltender **Jonas Hiller** stopped 22-of-26 shots in the loss.

PP: 2-5 PK: 2-8 SF: 27 SA: 26

TOI: S. Niedermayer (31:56)

Three Stars: 1. D. Sedin 2. Ryan 3. Kesler

DECEMBER 23, 2008 - ANAHEIM 3 @ CALGARY 4

The Ducks surrendered three goals in the third period leading to their

second consecutive one-goal loss, a 4-3 setback to the Calgary Flames at Pengrowth Saddledome...goaltender **J.S. Giguere**, who had won his previous four consecutive decisions, yielded four goals on 32 shots for his first regulation loss since Nov. 19 vs. Washington...center **Brendan Morrison** recorded a season-high two goals, marking his first multiple-goal game as a Duck...linemate **Andrew Ebbett** assisted on both Morrison goals to give him his first career NHL points...center **Ryan Getzlaf** collected his 14th goal of the season - tying **Teemu Selanne** for the team lead - at 3:45 of the third to give the Ducks a short-lived one-goal advantage...single assists went to left wing **Travis Moen**, right wings **Cory Perry** and **Bobby Ryan**, and defenseman **Bret Hedican** in Anaheim's second game in as many nights.

PP: 0-1 PK: 1-4 SF: 33 SA: 32

TOI: C. Pronger (27:04)

Three Stars: 1. Giordano 2. Morrison 3. Sutter

DECEMBER 27, 2008 - ANAHEIM 3 @ DALLAS 4 OT

Returning from the Christmas break, the Ducks suffered their third straight 4-3 loss with an overtime setback to the Dallas Stars at American Airlines Center...center **Brendan Morrison** led Anaheim with 2-0=2 points for his second consecutive multi-goal game as a Duck...left wing **Chris Kunitz** opened the scoring for Anaheim with his ninth goal of the season at the 6:20 mark of the first period...single assists were credited to centers **Ryan Getzlaf** and **Andrew Ebbett**, right wing **Bobby Ryan**, and defenseman **Chris Pronger**, **Bret Hedican** and **Steve Montador**...goaltender **J.S. Giguere** stopped 34-of-38 shots in the loss.

PP: 1-2 PK: 1-5 SF: 22 SA: 38

TOI: S. Niedermayer (29:00)

Three Stars: 1. Ribeiro 2. Morrison 3. Neal

DECEMBER 28, 2008 - ANAHEIM 4 @ ST. LOUIS 3

The Ducks snapped a three-game losing streak with a 4-3 come-from-behind victory over the St. Louis Blues at Scottrade Center...the Ducks went 2-for-4 on the power play, helping to win the season series against the Blues with a 3-0-1 record...center **Ryan Getzlaf** (0-2=2), right wing **Bobby Ryan** (1-1=2) and **Scott Niedermayer** (1-1=2) led the Ducks with two points each as Anaheim evened its record in the second game of back-to-backs at 4-4-0...Anaheim's first two goals came from brothers **Rob** and **Scott Niedermayer**, who found the back of the net in the first and second periods, respectively...after St. Louis took a one-goal lead early in the third, defenseman **Steve Montador** scored the equalizer at 7:18 of the period before **Ryan** collected the game-winner with less than eight minutes remaining in regulation...centers **Brendan Morrison** and **Samuel Pahlsson**, and defenseman **Chris Pronger** and **Brett Festerling** earned single assists in the victory...goaltender **Jonas Hiller** turned away 27-of-30 shots for his eighth win of the season.

PP: 2-4 PK: 2-6 SF: 29 SA: 30

TOI: S. Niedermayer (30:05)

Three Stars: 1. Ryan 2. Berglund 3. Getzlaf

DECEMBER 31, 2008 - ANAHEIM 0 VS. COLUMBUS 2

The Ducks were shut out for only the second time of the season as Columbus goaltender **Steve Mason** stopped all 27 shots he faced in a 2-0 Columbus win...centers **Craig MacDonald** and **Michael Peca** both scored for the Blue Jackets...the Ducks were perfect on the penalty kill, stopping all four Blue Jackets power play attempts...right wing **Cory Perry** registered a team-high seven shots on net...goaltender **J.S. Giguere** stopped 27-of-29 shots.

PP: 0-5 PK: 0-4 SF: 27 SA: 29

TOI: S. Niedermayer (29:24)

Three Stars: 1. Mason 2. Giguere 3. Nash

JANUARY 2, 2009 - ANAHEIM 4 VS. PHILADELPHIA 5 SO

The Ducks and Flyers took a 4-4 tie from the end of the second period into the completion of overtime as Flyers center **Mike Richards** scored the shootout-winning goal to give his club a 5-4 win over Anaheim...both right wing **Cory Perry** and center **Ryan Getzlaf** posted two-point efforts (1-1=2 each) in the loss...left wing **Rob Niedermayer** added a goal at 32 seconds of the second with an assist coming from brother **Scott**, which accounted for his 500th career NHL assist...center **Andrew Ebbett**

also scored for the Ducks, which marked his first career NHL goal...left wing **Chris Kunitz**, defenseman **Brett Festerling** and **Chris Pronger**, center **Brendan Morrison** and right wing **Bobby Ryan** all registered single assists...**Scott Niedermayer** also led the club in TOI with 32:16, which marked the sixth time in 2008-09 that the defenseman logged over 30 minutes in a game...goaltender **J.S. Giguere** stopped 28-of-32 shots in the shootout loss (stopped one-of-two shots in the shootout)...the Ducks also drew the largest crowd in franchise history at 17,597...the previous record was 17,475, Anaheim vs. Los Angeles, Mar. 21, 1995.

PP: 2-4 PK: 1-6 SF: 27 SA: 32

TOI: S. Niedermayer (32:16)

Three Stars: 1. Perry 2. Richards 3. Ryan

JANUARY 4, 2009 - ANAHEIM 2 VS. PHOENIX 0

Right wing **Bobby Ryan** scored a goal and added an assist to lead the Ducks to a 2-0 victory over the Phoenix Coyotes at Honda Center...Ryan earned both points on the power play as Anaheim went two-for-four with the man advantage...defenseman **Scott Niedermayer** had a hand in both goals, finishing with two assists...defenseman **Chris Pronger** opened the scoring for the Ducks, beating former teammate Ilya Bryzgalov at the 3:32 mark of the second period...center **Ryan Getzlaf** chipped in with an assist in the third period, his team-leading 30th helper of the season...goaltender **Jonas Hiller** stopped all 29 shots faced, including 11 in the third, for his third shutout of the season.

PP: 2-4 PK: 0-4 SF: 34 SA: 29

TOI: C. Pronger (26:28)

Three Stars: 1. Ryan 2. S. Niedermayer 3. Hiller

JANUARY 6, 2009 - ANAHEIM 3 VS. LOS ANGELES 1

The Ducks won their second consecutive game with a 3-1 victory against the Los Angeles Kings at Honda Center...the win marked Anaheim's fifth straight over Los Angeles at home, a club record...overall, the Ducks improved to 19-7-3 vs. the Kings dating back to Feb. 29, 2004...Anaheim held Los Angeles to just 18 shots, its fewest allowed since Feb. 22, 2008 vs. St. Louis (17)...right wing **Bobby Ryan** (power play), center **Samuel Pahlsson** (game-winner), and left wing **Rob Niedermayer** (empty net) scored for the Ducks, who finished their homestand with a 2-0-1 record...defenseman **Scott Niedermayer** and **Chris Pronger** led Anaheim with two assists each as Pronger surpassed **Fredrik Olausson** for third place on the club's all-time scoring list for defensemen (32-96=128)...center **Ryan Getzlaf** added an assist to push his team-leading total to 31...turning away 17-of-18 shots, goaltender **Jonas Hiller** improved to 4-0-0 with a 0.65 GAA and 97.4 SV% in five career appearances vs. Los Angeles...the Kings' lone goal in the second period was their first against the Ducks in 143:06 of play (dating back to Oct. 14, 2008 at Los Angeles).

PP: 2-5 PK: 1-4 SF: 26 SA: 18

TOI: S. Niedermayer (27:00)

Three Stars: 1. Pahlsson 2. S. Niedermayer 3. Ryan

JANUARY 8, 2009 - ANAHEIM 3 @ LOS ANGELES 4

Right wing **Bobby Ryan** became the first rookie in franchise history to record a hat trick, but it wasn't enough as the Kings defeated the Ducks by a score of 4-3 at Staples Center...Ryan provided all of the scoring for the Ducks, collecting three goals (3-0=3) in a span of 2:21...it was the fastest natural hat trick in club history and the fastest by an NHL rookie since 1938 (DET's Carl Liscombe, Mar. 13, 1938, 1:52)...overall, it was the third fastest hat trick by a rookie in league history...both center **Ryan Getzlaf** (1-5=6) and defenseman **Chris Pronger** (1-5=6) extended their point streaks to four games by collecting 0-2=2 assists each...defenseman **Steve Montador** and center **Ryan Carter** registered an assist each on Ryan's second goal of the evening...goaltenders **J.S. Giguere** and **Jonas Hiller** shared the duty in net, with Giguere stopping eight-of-10 shots before Hiller came on in relief, stopping 14-of-16...Hiller recorded the loss...the Ducks recorded a PPG in their fourth consecutive game.

PP: 1-6 PK: 1-3 SF: 27 SA: 26

TOI: S. Niedermayer (29:56)

Three Stars: 1. Frolow 2. Ryan 3. Kopitar

JANUARY 9, 2009 - ANAHEIM 3 VS. TAMPA BAY 4

After falling to a 2-0 deficit early in the game, the Ducks came back to eventually tie it 3-3, but the Lightning scored the lone third-period goal to win the contest by a score of 4-3...center **Andrew Ebbett** opened the scoring for the Ducks with a PPG at 8:43 of the second...he matched a career high for points in a game later in the contest by collecting an assist on defenseman **Steve Montador**'s tally...defenseman **Chris Pronger** scored the game-tying goal at 18:40 of the second, just 0:12 after Montador's goal...center **Brendan Morrison** picked up two assists while defenseman **Bret Hedican**, center **Ryan Getzlaf** and left wing **Drew Miller** registered an assist each...the club picked up a PPG in its fifth consecutive game...goaltender **Jonas Hiller** stopped 15-of-19 shots in the loss...left wing **Matt Beleskey** made his NHL debut, logging 13:53 TOI with a +1 rating.

PP: 1-4 PK: 1-3 SF: 32 SA: 19

TOI: S. Niedermayer (26:43)

Three Stars: 1. St. Louis 2. Morrison 3. Malone

JANUARY 11, 2009 - ANAHEIM 4 VS. NEW JERSEY 3

The Ducks extended their win streak vs. New Jersey to three games in a 4-3 Anaheim victory...right wing **Bobby Ryan** opened the scoring for the Ducks at 15:21 of the first period with centers **Brendan Morrison** and **Andrew Ebbett** providing the helpers...the Ducks added another goal just four minutes later as center **Samuel Pahlsson** scored with assists by left wings **Travis Moen** and **Rob Niedermayer**...left wing **Chris Kunitz** scored both third-period goals to give the Ducks a one-goal lead...right wing **Corey Perry** collected assists on both Kunitz goals...defenseman **Scott Niedermayer** recorded an assist on the first Kunitz goal while center **Ryan Getzlaf** extended his point streak to six games (1-7=8) with an assist on the second goal...goaltender **J.S. Giguere** picked up the win, stopping 18-of-21 shots...the club recorded 34 shots, outshooting their opponent for the fifth consecutive game.

PP: 0-4 PK: 1-2 SF: 34 SA: 21

TOI: C. Pronger (25:32)

Three Stars: 1. Kunitz 2. Morrison 3. S. Niedermayer

JANUARY 14, 2009 - ANAHEIM 3 VS. DETROIT 4

The Ducks concluded a three-game homestand with a 4-3 loss to the defending Stanley Cup champion Detroit Red Wings at Honda Center...Anaheim entered the third period with a 3-2 advantage but yielded two goals in a span of 35 seconds during the final frame to lead to the setback...center **Ryan Getzlaf** led all skaters with 1-2=3 points along with a +2 rating, extending his point streak to seven games...right wing **Corey Perry** (1-1=2) and defenseman **Steve Montador** (1-1=2) also had multi-point games for Anaheim, which suffered its second consecutive defeat to Detroit...left wing **Chris Kunitz** and defenseman **Scott Niedermayer** added single assists in the losing cause...goaltender **J.S. Giguere** stopped 29-of-33 shots as his record fell to 12-10-4.

PP: 1-4 PK: 1-4 SF: 28 SA: 33

TOI: C. Pronger (30:08)

Three Stars: 1. Getzlaf 2. Montador 3. Franzen

JANUARY 16, 2009 - ANAHEIM 1 @ PITTSBURGH 3

The Ducks opened a five-game road trip by dropping a 3-1 decision to the Pittsburgh Penguins at Mellon Arena, their second setback in as many games...Anaheim received its lone goal from center **Ryan Getzlaf**, who collected his team-leading 17th of the season on the power play at the 14:38 mark of the second period...right wing **Bobby Ryan** and defenseman **Scott Niedermayer** drew assists on Getzlaf's tally...the goal pushed his point streak to eight games, his third such streak of eight games-or-longer this season...goaltender **J.S. Giguere** suffered his second straight loss, turning away 21-of-24 shots...right wing **George Parros** played in his 200th career NHL game while defenseman **Chris Pronger** led Ducks skaters with 29:21 TOI...right wing **Troy Bodie** made his NHL debut, going scoreless in 6:44 TOI.

PP: 1-4 PK: 0-3 SF: 22 SA: 24

TOI: C. Pronger (29:21)

Three Stars: 1. Cooke 2. Malkin 3. Gill

2008-09 SEASON IN REVIEW

JANUARY 17, 2009 - ANAHEIM 3 @ MINNESOTA 0

Playing their second game in as many nights, the Ducks rode a 30-save performance from goaltender **Jonas Hiller** en route to a 3-0 shutout victory over the Minnesota Wild at Xcel Energy Center...by stopping all 30 shots faced, Hiller recorded his fourth shutout of the season, moving him into the top five in shutouts among NHL goaltenders...right wing **Corey Perry** led the Ducks offense, recording his first two-goal game of the season and seventh of his career...between Perry's two tallies in the second and third periods, right wing **Bobby Ryan** collected his 13th of the campaign and seventh in the last eight games...six different Ducks earned assists in the victory, including centers **Ryan Getzlaf**, **Brendan Morrison** and **Andrew Ebbett**, left wings **Rob Niedermayer** and **Drew Miller**, and defenseman **Steve Montador**, who had a game-high +2 rating.

PP: 1-1 PK: 0-4 SF: 34 SA: 30

TOI: S. Niedermayer (27:18)

Three Stars: 1. Hiller 2. Backstrom 3. Miettinen

JANUARY 20, 2009 - ANAHEIM 2 @ NY RANGERS 4

Special teams were the key for the New York Rangers, who scored two PPGs and two shorthanded to defeat the Ducks, 4-2, at Madison Square Garden...the two SHGs allowed by Anaheim fell one shy of the franchise record, which occurred on Oct. 18, 1996 vs. San Jose...goaltender **Jonas Hiller** suffered his ninth loss of the season, stopping 26-of-29 shots in his second consecutive start...Anaheim goals were scored by right wings **Bobby Ryan** and **Corey Perry**, who recorded his ninth point (5-4=9) in his last six games.

PP: 1-5 PK: 2-7 SF: 34 SA: 30

TOI: S. Niedermayer (29:00)

Three Stars: 1. Belts 2. Lundqvist 3. Gomez

JANUARY 21, 2009 - ANAHEIM 1 @ NY ISLANDERS 2

The Ducks held the New York Islanders to a season-low 14 shots but came up on the losing end of a 2-1 decision at Nassau Coliseum...goaltender **J.S. Giguere** allowed two goals on seven shots before being replaced in the first period by **Jonas Hiller**, who turned away all seven shots faced...Anaheim's lone goal came from rookie right wing **Bobby Ryan**, who beat Yann Danis on the power play at the 16:45 mark of the second period...defenseman **Scott Niedermayer** and right wing **Corey Perry** assisted on the Ryan goal...defenseman **Chris Pronger** led all skaters with 26:51 TOI.

PP: 1-5 PK: 1-1 SF: 40 SA: 14

TOI: C. Pronger (26:51)

Three Stars: 1. Danis 2. McLean 3. Gervais

JANUARY 27, 2009 - ANAHEIM 7 @ PHOENIX 3

The Ducks scored more goals in one game in almost a year (Feb. 6, 2008 @ SJ, 7-4) as the club beat Phoenix, 7-3...the victory marked Anaheim's 500th franchise win...11 Ducks factored in on Anaheim's seven goals, including two-goal efforts coming from right wing **Corey Perry** (2-0=2) and left wing **Chris Kunitz** (2-0=2)...right wing **Bobby Ryan** extended his goal streak to four games (4-1=5) and point streak to five games (4-2=6) with a two-point night (1-1=2)...center **Ryan Getzlaf**, defenseman **Scott Niedermayer** and center **Samuel Pahlsson** each registered multi-assist nights (0-2=2)...left wing **Travis Moen** scored his third goal of the season while left wing **Rob Niedermayer** tallied his 11th of the year...defensemen **Chris Pronger** and **Steve Montador** along with center **Andrew Ebbett** each earned single assists...the Ducks were perfect on the power play, registering a goal on their only attempt...the club also registered 34-or-more shots on net in its fourth consecutive game...goaltender **Jonas Hiller** stopped 23-of-26 shots for his 12th win of the season.

PP: 1-1 PK: 1-5 SF: 37 SA: 26

TOI: C. Pronger (24:25)

Three Stars: 1. Doan 2. S. Niedermayer 3. Perry

JANUARY 28, 2009 - ANAHEIM 2 VS. CHICAGO 3

Completing the 12th set of back-to-back games in 2008-09, the Ducks completed Chicago goaltender Nikolai Khabibulin with 38 shots, including 16 in the second period, but fell short in a 3-2 loss to the Blackhawks at Honda Center...despite the setback, Anaheim had highlights such as right



Jonas Hiller

wing **Teemu Selanne** returning from injury to play in his 616th game as a Duck, tying Steve Rucchin for the all-time franchise record...in addition, right wing **Bobby Ryan** broke a club rookie record by extending his goal-scoring streak to five games with a power play tally at the 12:53 mark of the first period...defensemen **Chris Pronger** and **Scott Niedermayer** drew the assists on Ryan's 17th of the season...for Pronger, his assist marked the 100th of his Ducks career...down 3-1 early in the second, left wing **Travis Moen** made it a one-goal game with his career-high second SHG of the season at 18:50 in the second...assists went to left wing **Drew Miller** and Niedermayer, who finished with a game-high 0-2=2 points...Anaheim goaltender **Jonas Hiller** stopped 24-of-27 shots in loss, including all eight shots faced in the third.

PP: 1-2 PK: 1-3 SF: 38 SA: 27

TOI: S. Niedermayer (28:58)

Three Stars: 1. Khabibulin 2. Pronger 3. Toews

JANUARY 31, 2009 - ANAHEIM 4 @ COLORADO 3

On a night when right wing **Teemu Selanne** became the franchise all-time leader in games played, the Ducks received a game-winning goal from the Anaheim right winger as they went on to a 4-3 victory over the Colorado Avalanche at Pepsi Center...Selanne, who surpassed former teammate Steve Rucchin with his 617th career game as a Duck, snapped a 3-3 tie with an even-strength goal against Peter Budaj at the 5:04 mark of the third period...the lead changed hands three times, twice in the Ducks' favor as they posted their second consecutive road victory...right wing **George Parros** evened the score at 1-1 at the 9:23 mark of the first before center **Ryan Getzlaf** gave Anaheim a 2-1 lead less than seven minutes later...after Colorado responded with two goals halfway through the second, defenseman **Scott Niedermayer** provided the equalizer at 13:35 of the middle frame...Niedermayer and Getzlaf each finished with a game-high 1-2=3 points, as the former extended his assist streak to five games (1-8=9)...left wing **Chris Kunitz**, center **Andrew Ebbett**, right wing **Bobby Ryan** and defenseman **Brendan Mikkelson** all picked up an assist in the win...goaltender **Jonas Hiller** turned away 34-of-37 shots for his 13th victory of 2008-09.

PP: 1-5 PK: 1-5 SF: 31 SA: 37

TOI: S. Niedermayer (31:14)

Three Stars: 1. Getzlaf 2. Hejduk 3. S. Niedermayer

FEBRUARY 2, 2009 - ANAHEIM 3 VS. BUFFALO 2

Defenseman **Chris Pronger**, left wing **Chris Kunitz** and right wing **Corey Perry** scored goals and defenseman **Steve Montador** and right wing **Teemu Selanne** tallied two assists in the win...goaltender **Jonas Hiller** stopped 21-of-23 shots...the Ducks went two-for-three on the power play

to extend their streak to nine games with at least one PPG...after being outshot 10-5 in the first period, the Ducks outshot the Sabres 32-13 over the final two periods...Anaheim's 20 shots on net in the second tied the club's season best for one period (also Nov. 9, 2008 vs. Florida, second period)...Perry's tally at 9:44 of the third period proved to be the game-winner.

PP: 2-3 PK: 2-5 SF: 37 SA: 23

TOI: S. Niedermayer (28:27)

Three Stars: 1. Kunitz 2. S. Niedermayer 3. Pronger

FEBRUARY 4, 2009 - ANAHEIM 0 @ MINNESOTA 3

The Ducks were shut out for only the third time this season in the club's final trip to Xcel Energy Center in 2008-09...the club had its power play streak snapped at nine consecutive games as the club failed to connect on five attempts...the nine-game streak with at least one PPG equaled the longest streak in the NHL in 2008-09 (also Buffalo) and was the longest streak by Anaheim since 1999-00 (Jan. 2-Feb. 18, 2000, 10 games)...Andrew Brunette, Mikko Koivu and Pierre-Marc Bouchard scored for the Wild...Ducks goaltender **Jonas Hiller** stopped 23-of-25 shots while Wild netminder Nicklas Backstrom stopped all 34 shots faced...**Randy Carlyle** coached his 300th NHL game.

PP: 0-5 PK: 1-3 SF: 34 SA: 25

TOI: C. Pronger (27:53)

Three Stars: 1. Backstrom 2. Koivu 3. Clutterbuck

FEBRUARY 5, 2009 - ANAHEIM 2 @ NASHVILLE 4

After heading into the first intermission at 1-1, the Ducks weren't able to recover after Nashville scored two goals in the second, eventually falling to the Predators by a score of 4-2 at the Sommet Center...right wing **Corey Perry** scored both Anaheim goals, his third multi-goal effort of the season...right wing **Teemu Selanne**, left wing **Chris Kunitz**, center **Ryan Getzlaf** and defenseman **Steve Montador** provided the assists on Perry's two goals...the Ducks recorded 30-or-more shots for the ninth consecutive game...goaltender **J.S. Giguere** made his first appearance since Jan. 21, stopping 30-of-33 shots in the loss.

PP: 0-2 PK: 0-2 SF: 30 SA: 34

TOI: S. Niedermayer (27:19)

Three Stars: 1. Arnett 2. Perry 3. Jones

FEBRUARY 7, 2009 - ANAHEIM 2 @ CALGARY 1

The Ducks snapped a two-game losing streak with a 2-1 victory over the Calgary Flames in the three-game road trip finale at the Pengrowth Saddledome...starting consecutive games for the first time since Jan. 11-14, goaltender **J.S. Giguere** turned away 23-of-25 shots for his 196th career win as a Duck...Giguere received offensive support with goals by right wings **Bobby Ryan** and **Corey Perry**, who collected the game-winner at the 19:31 mark of the second period...center **Andrew Ebbett** drew Anaheim's lone assist of the game, setting up Ryan for the game's first goal at 4:55 of the first...Anaheim foiled all four Calgary power plays, improving to a perfect six-for the last-six on the kill...defenseman **Scott Niedermayer** led all skaters with 28:46 TOI.

PP: 0-2 PK: 0-4 SF: 25 SA: 27

TOI: S. Niedermayer (28:46)

Three Stars: 1. Giguere 2. Sarich 3. S. Niedermayer

FEBRUARY 11, 2009 - ANAHEIM 3 VS. CALGARY 2 OT

Defenseman **Scott Niedermayer** scored his 11th career overtime goal, the most ever by an NHL defenseman, as the Ducks downed the Flames for the second straight game, 3-2, at Honda Center...the win extended Anaheim's home winning streak vs. Calgary to nine games dating back to Apr. 4, 2004...the winning goal was scored with both teams icing three skaters as incidental minors were called at the end of regulation...Niedermayer also netted Anaheim's first goal on the power play at 10:30 of the first, marking his 12th career two-goal game...center **Brendan Morrison** picked up his ninth goal of the year at 2:05 of the third, tying the game at 2-2...defenseman **Steve Montador** led the Ducks with two assists while right wing **Corey Perry**, centers **Ryan Getzlaf** and **Todd Marchant**, and defenseman **Chris Pronger** earned single helpers...goaltender **J.S. Giguere** earned his second straight win, stopping 21-of-23 shots.

PP: 1-5 PK: 0-4 SF: 40 SA: 23

TOI: S. Niedermayer (29:46)

Three Stars: 1. Kiprusoff 2. S. Niedermayer 3. Giguere

FEBRUARY 15, 2009 - ANAHEIM 4 VS. ATLANTA 8

The Ducks allowed four goals in the second period en route to an 8-4 loss to the Atlanta Thrashers at Honda Center, snapping a two-game winning streak...right wing **Teemu Selanne** (2-1=3) and center **Andrew Ebbett** (1-2=3) led the Ducks with three points apiece while right wing **Bobby Ryan** (1-1=2) and defenseman **Brett Festerling** (0-2=2) also recorded multiple-point games in the losing cause...center **Brendan Morrison** and defenseman **Steve Montador** picked up assists, giving them both two-game point streaks...**J.S. Giguere** got the start in net for Anaheim, stopping 20-of-25 shots in 28 minutes of play...Giguere was relieved in the second period by **Jonas Hiller**, who turned away 15-of-17 shots.

PP: 0-3 PK: 2-6 SF: 35 SA: 43

TOI: S. Niedermayer (24:59)

Three Stars: 1. Kovalchuk 2. Selanne 3. Ebbett

FEBRUARY 18, 2009 - ANAHEIM 3 VS. LOS ANGELES 4

The Ducks concluded a three-game homestand with a 4-3 loss to the Los Angeles Kings at Honda Center...goaltender **Jonas Hiller** stopped 22-of-26 shots in the setback, his 12th loss of the season...the Ducks did not lead at any point of the game, but did rally from a 2-0 deficit with goals from right wing **Teemu Selanne** and center **Ryan Getzlaf** in the second and third periods, respectively...after the Kings reclaimed their two-goal advantage later in the third, left wing **Chris Kunitz** made it a one-goal game with less than three minutes remaining...in the end, the Ducks could not secure the equalizer, giving the Kings the 2008-09 Freeway Face-off...Getzlaf led the Ducks with 1-2=3 points while right wing **Corey Perry** and defenseman **Scott Niedermayer** and **Chris Pronger** chipped in with single assists...defenseman **Sheldon Brookbank** also picked up an assist, his first point as a Duck.

PP: 2-6 PK: 2-6 SF: 26 SA: 31

TOI: C. Pronger (32:32)

Three Stars: 1. Getzlaf 2. Stoll 3. Quick

FEBRUARY 20, 2009 - ANAHEIM 2 @ DETROIT 5

In the opener of a season-long six-game road trip, the Ducks dropped a 5-2 decision to the Detroit Red Wings at Joe Louis Arena...defenseman **Chris Pronger** appeared in his 1,000th career NHL game, leading all skaters with 32:19 TOI and assisting on Anaheim's first goal by center **Ryan Getzlaf** 52 seconds into the game...right wing **Teemu Selanne** also assisted on the Getzlaf PPG...Detroit responded by scoring four consecutive goals before right wing **Bobby Ryan** got Anaheim back on the scoreboard with his 20th of the season at 13:55 of the third...Selanne earned his second assist of the night and center **Andrew Ebbett** collected his 14th helper of the season on Ryan's tally...goaltender **J.S. Giguere** got the start in net, stopping 29-of-34 shots...defenseman **Brian Salcido** made his NHL debut, becoming the 23rd California-born player to play in the NHL, the 16th from Southern California.

PP: 1-3 PK: 2-4 SF: 26 SA: 34

TOI: C. Pronger (32:19)

Three Stars: 1. Zetterberg 2. Datsyuk 3. Conklin

FEBRUARY 21, 2009 - ANAHEIM 5 @ COLUMBUS 2

The Ducks scored five goals on 13 shots for the highest team shooting percentage (38.5) in a single game in club history...right wing **Corey Perry** had a three-point night (1-2=3), including the game-winning goal...Southern California native **Brian Salcido** collected his first NHL point (assist) on a goal by center **Brendan Morrison**...defenseman **Chris Pronger**, left wing **Chris Kunitz** and right wing **Bobby Ryan** scored a goal each...both defenseman **Scott Niedermayer** and center **Ryan Getzlaf** registered two-assist nights...center **Andrew Ebbett** also collected an assist...goaltender **J.S. Giguere** stopped 26-of-28 shots for his 15th win of the season.

PP: 1-2 PK: 2-8 SF: 13 SA: 28

TOI: C. Pronger (31:05)

Three Stars: 1. Perry 2. Getzlaf 3. Nash

2008-09 SEASON IN REVIEW

FEBRUARY 24, 2009 - ANAHEIM 3 @ BUFFALO 2

The Ducks extended their win streak vs. Buffalo to three games as the club edged the Sabres, 3-2 at HSBC Arena...right wing **Teemu Selanne** helped the team jump out to an early lead with an unassisted marker at 1:10 of the first...center **Todd Marchant** scored the club's fourth SHG of the season at 11:34 of the second...it was the 24th SHG of his career and first since Dec. 8, 2006 at Washington...defenseman **Scott Niedermayer** and left wing **Chris Kunitz** registered assists on the tally...right wing **Mike Brown** scored his first goal as a Duck, which also proved to be the game-winner at 18:54 of the second period...centers **Brendan Morrison** and **Marchant** each earned assists on the Brown goal...goaltender **J.S. Giguere** earned his second consecutive win, moving him to within one victory of 200 as a Duck.

PP: 0-3 PK: 1-5 SF: 22 SA: 36

TOI: C. Pronger (29:21)

Three Stars: 1. Giguere 2. Marchant 3. Gaustad

FEBRUARY 26, 2009 - ANAHEIM 0 @ BOSTON 6

The Ducks outshot the Bruins 35-27 but still suffered their fourth shutout of the season with a 6-0 loss at TD Banknorth Garden, snapping a two-game winning streak...the Ducks recorded 10 shots in the first period, 12 in the second and 13 in the third, all turned away by Boston netminder Tim Thomas...Boston native **Ryan Whitney** made his Ducks debut after being acquired from Pittsburgh for **Chris Kunitz** and **Eric Tangradi** earlier in the day...Whitney registered an even plus/minus rating in 24:19 TOI, second only to **Chris Pronger's** game-high 25:42 TOI...starting goaltender **J.S. Giguere** stopped five-of-eight shots before giving way to **Jonas Hiller**, who made saves on 16-of-19 shots...right wing **Mike Brown** finished the game with a team season-high 17 PIM, which also matched a personal career high.

PP: 0-3 PK: 2-4 SF: 35 SA: 27

TOI: C. Pronger (25:42)

Three Stars: 1. Thomas 2. Ryder 3. Kobasov

FEBRUARY 28, 2009 - ANAHEIM 4 @ DALLAS 3

After losing an early two-goal lead, the Ducks came from behind to score two in the third and defeat the Dallas Stars, 4-3, at American Airlines Center...goaltender **J.S. Giguere** turned away 30-of-33 shots, including 16 in the third period en route to his 200th win as a Duck...defenseman **Scott Niedermayer** opened the scoring at 1:56 of the first with his 45th goal as a Duck, tying **Oleg Tverdokvsky** for the club record among defensemen...the goal also represented Niedermayer's 200th point as a Duck, the first Anaheim blueliner to reach the milestone...center **Andrew Ebbett** led all skaters with a game-high 1-2=3 points, which also matched a career best...



James Wisniewski

right wing **Teemu Selanne** got the game-winner halfway through the third period, his 20th goal of the season and 58th career game-winning goal as a Duck...right wing **Corey Perry's** game-tying goal at 8:50 of the third marked his 54th point of the season, tying his career high from 2007-08...assists in the victory went to right wing **Bobby Ryan**, who had a team-high two helpers (0-2=2), along with center **Ryan Getzlaf**, left wing **Drew Miller** and defenseman **Chris Pronger**.

PP: 1-3 PK: 1-4 SF: 18 SA: 33

TOI: C. Pronger (29:01)

Three Stars: 1. Ribeiro 2. Ryan 3. Ebbett

MARCH 3, 2009 - ANAHEIM 2 @ CHICAGO 3 OT

The Ducks concluded a season-long six-game road trip with a 3-2 overtime loss to the Chicago Blackhawks at the United Center...down 2-0 at the end of the first period, the Ducks received goals from left wing **Drew Miller** and right wing **Bobby Ryan** in the second to tie the game...after a scoreless third, **Martin Havlat** beat **J.S. Giguere** on a partial breakaway at 1:40 of overtime to give the Blackhawks the win...right wing **Corey Perry**, center **Andrew Ebbett** and defenseman **Chris Pronger** drew assists on the Miller and Ryan goals...Giguere made saves on 34-of-37 shots in the overtime setback, his fifth of the season.

PP: 0-3 PK: 0-2 SF: 28 SA: 37

TOI: C. Pronger (25:51)

Three Stars: 1. Havlat 2. Ladd 3. Miller

MARCH 6, 2009 - ANAHEIM 2 VS. DALLAS 3

The Ducks rallied from a 2-0 deficit, but weren't able to tie the score in a late third-period offensive flurry, falling to the Stars, 3-2...defenseman **James Wisniewski** scored a goal in his Ducks' debut after being acquired from Chicago just two days earlier...right wings **Corey Perry** and **Teemu Selanne** notched assists on the Wisniewski goal...right wing **Bobby Ryan** scored his NHL rookie-leading 23rd goal at 17:28 of the third period to bring the Ducks to within one goal of Dallas...defensemen **Ryan Whitney** and **Chris Pronger** each collected assists on the Ryan goal...Whitney's assist accounted for his first point as an Anaheim Duck...the club registered 38 shots on goal, marking the fifth time the club recorded 38-or-more shots in one game in 2008-09...goaltender **J.S. Giguere** stopped 13-of-16 shots in the loss.

PP: 0-3 PK: 1-4 SF: 38 SA: 16

TOI: C. Pronger (29:11)

Three Stars: 1. Wisniewski 2. Turco 3. Eriksson

MARCH 8, 2009 - ANAHEIM 2 VS. MINNESOTA 3

Despite outshooting their opponent for the 10th time in the last 12 home games, the Ducks weren't able to catch the Wild, losing 3-2...center **Todd Marchant** scored an unassisted SHG for Anaheim, bringing the score to a 1-1 tie at 5:10 of the second period...the Ducks scored again late in the third period (19:37) with a **Scott Niedermayer** marker, as he became the club's all-time leading goal scorer among defensemen (46)...right wing **Corey Perry** and center **Ryan Getzlaf** registered assists on the Niedermayer goal...goaltender **Jonas Hiller** stopped 22-of-25 shots on net...Perry recorded a career-tying nine shots on net...Niedermayer logged over 30:00 TOI for the seventh time in 2008-09.

PP: 0-3 PK: 0-4 SF: 38 SA: 25

TOI: S. Niedermayer (30:02)

Three Stars: 1. Veilleux 2. Brown 3. Marchant

MARCH 11, 2009 - ANAHEIM 4 VS. VANCOUVER 3 OT

The Ducks fought off two comebacks from the Vancouver Canucks and earned a 4-3 overtime victory at Honda Center, snapping a three-game losing streak...playing three-on-three hockey, defenseman **Scott Niedermayer** scored on a breakaway at 3:37 of overtime, extending his all-time lead in OT goals by a blueliner to 12...defenseman **Chris Pronger** and center **Todd Marchant** assisted on the overtime winner, which pushed Anaheim just one point from a playoff spot...left wing **Erik Christensen** (0-2=2) and defenseman **Ryan Whitney** (0-2=2) led the Ducks in scoring while centers **Ryan Getzlaf** and **Petteri Nokelainen**, and right wing **Teemu Selanne** contributed with regulation goals for Anaheim...Selanne's

goal was the 573rd of his career, moving him into a share of 18th place on the all-time goals list with Mike Bossy...goaltender **Jonas Hiller** turned away 32-of-35 shots for his 15th win of the season...Pronger's game-high 35-43 TOI fell just eight seconds shy of the club record.

PP: 0-6 PK: 0-5 SF: 41 SA: 35
TOI: C. Pronger (35:43)
Three Stars: 1. S. Niedermayer 2. Hiller 3. Getzlaf

MARCH 15, 2009 - ANAHEIM 0 VS. SAN JOSE 1

Despite outshooting the San Jose Sharks 34-30, the Ducks suffered their fifth shutout of the season with a 1-0 loss at Honda Center...the setback marked the first time that the Ducks lost when giving up just one goal in 2008-09...the game's lone goal came off a deflection from former Duck Travis Moen at the 18:58 mark of the second period...goaltender **Jonas Hiller** was tagged with the tough-luck loss, stopping 29-of-30 shots...Anaheim continued its strong play on the penalty kill, going a perfect four-for-four to improve its streak to 16 consecutive kills...defenseman **Chris Pronger** led all skaters with 30:28 TOI.

PP: 0-4 PK: 0-4 SF: 34 SA: 30
TOI: C. Pronger (30:28)
Three Stars: 1. Nabokov 2. Hiller 3. Perry

MARCH 18, 2009 - ANAHEIM 4 VS. NASHVILLE 3 OT

The Ducks concluded a five-game homestand with a 4-3 overtime victory over the Nashville Predators at Honda Center...right wing **Teemu Selanne** got his ninth career OT winner 34 seconds into the extra frame, redirecting a **Chris Pronger** pass for Anaheim's third PPG of the night...the goal was Selanne's 1,200th career NHL point as he became the 45th player all-time and only the sixth born outside North America to reach the milestone...with the goal, Teemu also surpassed Mike Bossy for sole possession of 18th place on the all-time goals list (574)...right wing **Bobby Ryan** collected record 1-1=2 points to tie Dustin Penner (2006-07) for the franchise rookie record for points in a season with 45...in addition, Pronger finished with 0-2=2 points to reach the 600-point milestone...right wing **Corey Perry** and center **Andrew Ebbett** also scored for the Ducks while center **Ryan Getzlaf** (0-2=2), left wing **Erik Christensen** (0-1=1) and defenseman **Scott Niedermayer** (0-1=1) and **James Wisniewski** (0-1=1) earned assists in the win...goaltender **J.S. Giguere** stopped 21-of-24 shots for his 18th victory of the season.

PP: 3-5 PK: 2-3 SF: 31 SA: 24
TOI: C. Pronger (27:03)
Three Stars: 1. Selanne 2. Ryan 3. Perry

MARCH 19, 2009 - ANAHEIM 3 @ PHOENIX 2 SO

Right wing **Bobby Ryan** scored his first shootout goal, which proved to be the game-decider in the Ducks' 3-2 triumph over the Coyotes at Jobing.com Arena...left wing **Rob Niedermayer** appeared in his 1,000th NHL game, recording an assist in 16:44 TOI during the contest...he and brother Scott became the fourth set of brothers to appear in over 1,000 games in NHL history...left wing **Drew Miller** scored a goal on the same day he was recalled from Iowa (AHL)...center **Todd Marchant** picked up an assist on both Miller's goal and center **Petteri Nokelainen's** goal later in the game...defenseman **Sheldon Brookbank** also registered an assist in the win on Miller's goal...goaltender **Jonas Hiller** recorded his third shootout win of the season, stopping four-of-five shots in the shootout and 26-of-28 shots in regulation and overtime.

PP: 0-2 PK: 0-5 SF: 27 SA: 28
TOI: S. Niedermayer (30:29)
Three Stars: 1. Boedker 2. Michalek 3. Prucha

MARCH 22, 2009 - ANAHEIM 6 VS. PHOENIX 2

A flurry of third-period scoring helped the Ducks pull away after going into the final frame with a 3-2 lead as the club went on to beat the Coyotes, 6-2...12 different Ducks factored in on the scoring, including an assist by right wing **Bobby Ryan**, who became the club's all-time rookie scorer (46) with the point...right wing **Teemu Selanne** also grabbed sole possession of 44th place on the NHL's all-time scoring list with an assist for his 1,201st NHL point...three different Ducks had three-point nights: center **Ryan**

Getzlaf (2-1=3) and defenseman **Scott Niedermayer** (1-2=3) and **Chris Pronger** (0-3=3)...right wings **Corey Perry** and **George Parros** as well as center **Andrew Ebbett** also scored goals for the Ducks...right wing **Mike Brown**, center **Erik Christensen** and defenseman **James Wisniewski** and **Ryan Whitney** collected an assist each during the game...Anaheim's four PPGs matched a club high for a single game (four times, last: Jan. 28, 2006 at Los Angeles)...goaltender **Jonas Hiller** stopped 26-of-28 shots in the win.

PP: 4-5 PK: 0-4 SF: 30 SA: 28
TOI: S. Niedermayer (25:28)
Three Stars: 1. Getzlaf 2. Pronger 3. Parros

MARCH 24, 2009 - ANAHEIM 2 @ NASHVILLE 1 SO

Left wing **Drew Miller** broke a scoreless tie at 17:52 of the second period, which proved to be the Ducks' lone goal in regulation...Nashville evened the score in the third, but it was right wing **Teemu Selanne's** shootout goal that gave the Ducks their fourth straight win...Selanne and center **Andrew Ebbett** each tallied an assist on Miller's goal...defensemen **Ryan Whitney** (25:08), **Chris Pronger** (26:52) and **Scott Niedermayer** (29:50) each logged over 25:00 in the shootout victory...goaltender **J.S. Giguere** won his second straight game (both against Nashville), stopping 31-of-32 shots in regulation and overtime and all four shots he faced in the shootout.

PP: 0-1 PK: 1-3 SF: 19 SA: 32
TOI: S. Niedermayer (29:50)
Three Stars: 1. Giguere 2. Rinne 3. Selanne

MARCH 25, 2009 - ANAHEIM 7 @ COLORADO 2

The Ducks exploded for three goals in the first period en route to a 7-2 win over the Colorado Avalanche at Pepsi Center...the victory extended Anaheim's winning streak to five games, tying a season high, while the seven goals also matched a season best...at 7-2, the margin of victory was the club's largest on the road since a 6-1 win on Dec. 8, 2006 at Washington...defenseman **James Wisniewski** (0-3=3) and centers **Andrew Ebbett** (1-2=3) and **Petteri Nokelainen** (1-1=2) all tied career highs in points while right wing **Corey Perry** (2-0=2) and center **Erik Christensen** (1-1=2) also posted multiple-point games for the Ducks...right wing **Teemu Selanne** was the other goal scorer for Anaheim, which swept its 16th set of back-to-back games in 2008-09...left wing **Drew Miller** and defenseman **Ryan Whitney** had single assists in the win...goaltender **Jonas Hiller** turned away 34-of-36 shots for his 18th victory of the season.

PP: 2-6 PK: 1-4 SF: 29 SA: 36
TOI: R. Whitney (23:05)
Three Stars: 1. Perry 2. Ebbett 3. Wisniewski

MARCH 27, 2009 - ANAHEIM 3 VS. EDMONTON 5

The Ducks had a five-game winning streak snapped with a 5-3 loss to the Edmonton Oilers at Honda Center...the Ducks set a club record for shots in a regular season game with 54, breaking the previous mark of 52 that was set on Jan. 10 1997 vs. Buffalo...the 54 shots were also a club record for most shots in a losing effort...the previous record was 50 in a 5-4 shootout loss, Oct. 11, 2006 vs. the New York Islanders...with 24 shots in the third period, the Ducks were only two shots shy of the franchise mark for shots in a period of a regular season game (26, third, Jan. 1, 1994 at Florida)...center **Ryan Getzlaf** recorded his seventh three-plus point game of the season (2-1=3), reaching 25 goals to tie his career high...in addition, right wing **Corey Perry** picked up his 100th NHL assist and team-leading 27th goal of the season...left wing **Bobby Ryan** had two assists while defenseman **Chris Pronger** and **Sheldon Brookbank** earned single helpers...goaltender **J.S. Giguere** allowed four goals on seven shots before giving way to **Jonas Hiller**, who stopped all 12 shots faced.

PP: 1-9 PK: 1-4 SF: 54 SA: 20
TOI: S. Niedermayer (30:03)
Three Stars: 1. Roloson 2. Getzlaf 3. Pronger

MARCH 29, 2009 - ANAHEIM 4 VS. COLORADO 1

The Ducks earned their first-ever season series sweep over the Colorado Avalanche and the 1,200th point in franchise history with a 4-1 victory at

2008-09 SEASON IN REVIEW

Honda Center...Anaheim improved to a perfect 4-0-0 against Colorado with a two-goal performance by left wing **Bobby Ryan** (2-0=2) and a multiple-point outing from right wing **Corey Perry** (1-1=2)...left wing **Drew Miller** also scored for the Ducks, who improved to 6-1-0 in their last seven games...right wing **Teemu Selanne**, centers **Ryan Getzlaf** and **Andrew Ebbett**, and defensemen **Ryan Whitney** and **James Wisniewski** each recorded an assist in the win...goaltender **Jonas Hiller** turned away 26-of-27 shots en route to his 19th win of the season.

PP: 1-4 PK: 1-2 SF: 31 SA: 27

TOI: R. Whitney (22:42)

Three Stars: 1. Ryan 2. Hiller 3. Perry

MARCH 31, 2009 - ANAHEIM 5 @ EDMONTON 3

The Ducks extended their road winning streak to four games and tallied their third consecutive win at Rexall Place in a 5-3 victory...left wing **Rob Niedermayer** registered his second multi-goal game of the season, with the first of his two goals accounting for the game-winner...defenseman **Scott Niedermayer** matched a career high for points in a game with three (third of the season, 18th of his career), scoring a PPG and picking up two assists (1-2=3)...center **Ryan Getzlaf** collected two assists in the win for his 21st multi-point game of the season...defenseman **Sheldon Brookbank** opened the scoring for the Ducks, tallying his first career NHL goal while blue liner **Chris Pronger** also scored (PPG)...defenseman **Ryan Whitney**, right wings **Teemu Selanne** and **Bobby Ryan** and center **Todd Marchant** also registered single assists in the game...goaltender **Jonas Hiller** picked up his fifth consecutive win, stopping 28-of-31 shots...the Ducks' three PPGs marked the fifth time the club scored three-or-more PPG in one game in 2008-09.

PP: 3-4 PK: 1-5 SF: 25 SA: 31

TOI: S. Niedermayer (26:33)

Three Stars: 1. S. Niedermayer 2. Gilbert 3. Getzlaf

APRIL 2, 2009 - ANAHEIM 6 @ VANCOUVER 5 SO

In a game that featured 10 goals in the first two periods, three fights and 62 combined shots, the Ducks overcame a two-goal deficit to defeat the Vancouver Canucks, 6-5, in a shootout at GM Place...right wing **Corey Perry** scored the lone goal in the shootout, helping extend Anaheim's road winning streak to a season-tying five games...goaltender **Jonas Hiller** stopped all three shootout attempts and 25-of-30 shots in regulation and overtime for his sixth consecutive win, one shy of tying the club record...left wing **Bobby Ryan** led the Ducks with 2-1=3 points while right wing **Teemu Selanne** also notched two goals (2-0=2) in the win...Ryan's assist was his 26th of the season, tying Francois Beauchemin for the franchise single-season rookie record...Selanne's two goals helped him surpass Vincent Damphousse for sole possession of 43rd place on the all-time points list (577-630=1207)...multiple-point games were recorded by Perry (1-1=2), center **Ryan Getzlaf** (0-2=2), and defenseman **Scott Niedermayer** (0-2=2) and **Ryan Whitney** (0-2=2)...Getzlaf's two assists gave him 60 on the season, establishing a career high...center **Andrew Ebbett** and defenseman **Brendan Mikkelson** picked up single assists as Anaheim won for the ninth time in the last 11 games.

PP: 1-1 PK: 1-4 SF: 32 SA: 30

TOI: S. Niedermayer (26:33)

Three Stars: 1. D. Sedin 2. Ryan 3. H. Sedin

APRIL 4, 2009 - ANAHEIM 5 @ SAN JOSE 2

The Ducks put together their fifth five-goal-or-more effort in the last 10 contests in a 5-2 win over the Sharks at HP Pavilion...center **Ryan Getzlaf** collected four assists on the night (0-4=4), with his third assist breaking the club record for assists in a single season (previously Kariya, 62)...right wing **Bobby Ryan** also established a club rookie record for goals in a season (30, previously Penner, 29 in 2006-07) as part of a two-goal night (2-0=2)...right wings **Teemu Selanne** (1-0=1), **Corey Perry** (1-1=2) and **Mike Brown** (1-0=1) also scored, with Brown's tally accounting for the game-winner...center **Erik Christensen** had a multi-point night with two assists (0-2=2)...defenseman **Chris Pronger** also had a helper...goaltender

Jonas Hiller also matched a club record for consecutive wins, earning his seventh straight (also Hebert, 1994-95), stopping 28-of-30 shots...the club recorded a PPG in its sixth consecutive game.

PP: 1-1 PK: 1-3 SF: 28 SA: 30

TOI: S. Niedermayer (25:31)

Three Stars: 1. Getzlaf 2. Ryan 3. Perry

APRIL 5, 2009 - ANAHEIM 2 VS. SAN JOSE 3

The Ducks had a four-game winning streak snapped with a 3-2 loss to the San Jose Sharks at Honda Center...center **Petteri Nokelainen** opened the scoring with his first career SHG at the 5:38 mark of the first period...after San Jose tied the score early in the second, right wing **Corey Perry** regained the lead for Anaheim at 11:31 of the middle frame with his team-leading 31st of the season...the Sharks responded with goals late in the second period and middle of the third to secure the win for the visitors...goaltender **Jonas Hiller** turned away 23-of-26 shots in the loss, snapping his club record-tying seven-game winning streak...center **Ryan Getzlaf**'s assist of Perry's goal accounted for his 90th point of the campaign, becoming just the third player in franchise history to reach the 90-point mark in one season...right wing **Teemu Selanne** also earned an assist on the Perry goal, which moved him into a share of 42nd place with **Bernie Nicholls** on the NHL's all-time scoring list with 578-631=1209 career points...center **Todd Marchant** and defenseman **Scott Niedermayer** also had single assists in the loss.

PP: 1-2 PK: 2-7 SF: 21 SA: 26

TOI: C. Pronger (25:24)

Three Stars: 1. Cheechoo 2. Selanne 3. Boyle

APRIL 10, 2009 - ANAHEIM 4 VS. DALLAS 3 SO

With a 4-3 shootout victory over the Dallas Stars in the 2008-09 home finale at Honda Center, the Ducks clinched their franchise-record fourth consecutive trip to the Stanley Cup Playoffs...with the win, the Ducks reached the 90-point mark for the fourth straight season and the fifth time in club history...right wing **Teemu Selanne** scored the shootout winner against **Marty Turco** and also added an assist, which marked his 1,210th career point to tie him with **Bobby Clarke** for 41st place on the all-time points list...defenseman **Scott Niedermayer** led the Ducks with 1-1=2 points along with a +2 rating...centers **Todd Marchant** and **Andrew Ebbett** were the other goal scorers for Anaheim, which received single assists from right wing **Corey Perry**, center **Petteri Nokelainen**, left wing **Rob Niedermayer** and defenseman **James Wisniewski**...goaltender **Jonas Hiller** made saves on 42-of-45 shots in his 23rd win of the season.

PP: 0-4 PK: 1-4 SF: 39 SA: 45

TOI: S. Niedermayer (28:31)

Three Stars: 1. S. Niedermayer 2. Selanne 3. Hiller

APRIL 11, 2009 - ANAHEIM 4 @ PHOENIX 5 SO

The Ducks had a six-game road winning streak snapped with a 5-4 shootout loss to the Phoenix Coyotes in their 2008-09 season finale at Jobing.com Arena...despite the loss, the Ducks picked up a point in their club-record ninth consecutive road game (7-0-2)...defensemen **Scott Niedermayer** and **James Wisniewski** led Anaheim with two assists each (0-2=2) while right wing **Teemu Selanne** (1-1=2) also posted a multiple-point game for the Ducks...Selanne's two-point night pushed him past **Bobby Clarke** for sole possession of 41st place on the all-time points list (579-633=1212) and into a tie for 64th on the all-time assists list with **Theo Fleury** (633)...left wing **Bobby Ryan**, center **Erik Christensen** and right wing **Corey Perry** were the other goal scorers for Anaheim, which finished with a 22-15-4 road record in 2008-09...single assists were recorded by centers **Ryan Getzlaf** and **Andrew Ebbett** and defenseman **Ryan Whitney**...goaltender **Jonas Hiller** stopped 20-of-24 shots before giving way to **J.S. Giguere** in the third period, who turned away all nine shots faced in the game's final 25 minutes and stopped one-of-four attempts in the shootout.

PP: 3-4 PK: 2-6 SF: 35 SA: 33

TOI: C. Pronger (25:51)

Three Stars: 1. Reinprecht 2. Doan 3. Lusin

2008-09 GAME-BY-GAME

Date	Team	W/L/OT	Record	GF-GA	Scorers	W Goal	PP	PK	SF-SA	W - L Gttr	Attend.
10/9/2008	@ SAN JOSE	L	00-01-00	1-4	44	14	0-2	5-7	29-41	20 - 35	17496
10/12/2008	PHOENIX	L	00-02-00	2-4	20,16	91	0-4	4-5	35-24	30 - 35	17174+
10/14/2008	@ LOS ANGELES	L	00-03-00	3-6	17,22,8	25	0-5	6-9	26-23	35 - 35	14451
10/15/2008	EDMONTON	L	00-04-00	2-3	40,44	71	0-2	3-4	35-28	32 - 1	16604
10/17/2008	SAN JOSE	W	01-04-00	4-0	23,32,25P,26	23	1-7	7-7	20-38	35 - 20	17174+
10/19/2008	CAROLINA	L	01-05-00	1-3	23	17	0-4	4-4	33-24	49 - 35	16847
10/21/2008	@ TORONTO	W**	02-05-00	3-2	23,16,8X	8	0-1	4-4	21-38	35 - 31	19222
10/24/2008	@ OTTAWA	W	03-05-00	4-3	17,22,26,15P	15	1-3	5-7	32-30	1 - 31	19762
10/25/2008	@ MONTREAL	W	04-05-00	6-4	40,15,10P,14,32S,8P	32	2-3	5-6	25-51	35 - 31	21273
10/27/2008	@ COLUMBUS	W	05-05-00	3-2	15,10,8P	8	1-5	6-6	24-32	35 - 30	10494
10/29/2008	DETROIT	W*	06-05-00	5-4	8P,8P,17,23	23	3-8	5-7	34-38	35 - 30	17174+
10/31/2008	VANCOUVER	O**	06-05-01	6-7	27P,8P,5,25,8P,10	2	3-9	3-5	37-29	1 - 1	16704
11/2/2008	CALGARY	W	07-05-01	3-2	15,25,20	20	0-1	5-6	37-36	35 - 34	16965
11/4/2008	@ LOS ANGELES	W*	08-05-01	1-0	25	25	0-4	6-6	27-35	35 - 31	14327
11/5/2008	ST. LOUIS	W	09-05-01	5-2	44,8P,10,15,15	10	1-1	4-5	27-32	1 - 50	16144
11/7/2008	DALLAS	L	09-06-01	2-5	7,27P	37	1-5	3-5	30-26	35 - 35	17048
11/9/2008	FLORIDA	L	09-07-01	1-3	10	10	0-4	3-4	45-26	31 - 35	16951
11/14/2008	NASHVILLE	O*	09-07-02	3-4	7,14P,15P	2	2-4	3-5	35-35	39 - 35	16485
11/16/2008	LOS ANGELES	W	10-07-02	2-0	10,3	10	0-3	5-5	26-29	1 - 31	17174+
11/19/2008	WASHINGTON	L	10-08-02	4-6	54,15,54,8P	10	1-5	5-8	32-33	60 - 35	16076
11/21/2008	@ ST. LOUIS	O*	10-08-03	2-3	14,27P	12	1-5	3-5	28-28	34 - 35	19150
11/22/2008	@ DALLAS	W**	11-08-03	2-1	10P,15X	15	1-4	7-7	24-32	1 - 35	17734
11/24/2008	COLORADO	W	12-08-03	4-1	8P,14,25,8P	14	2-3	4-4	24-20	35 - 31	16630
11/28/2008	CHICAGO	W	13-08-03	1-0	15	15	1-1	2-2	21-26	1 - 38	16994
11/30/2008	@ CAROLINA	W	14-08-03	4-1	15,8P,44,44	8	1-4	4-4	27-37	1 - 49	14191
12/1/2008	@ DETROIT	L	14-09-03	1-2	14	81	0-2	4-4	16-47	30 - 1	18862
12/3/2008	@ CHICAGO	L	14-10-03	2-4	8P,25	19	1-3	4-5	32-41	38 - 1	21574
12/7/2008	COLUMBUS	W	15-10-03	5-3	15,20,15,54,44	54	0-3	5-6	34-32	35 - 31	16914
12/10/2008	ST. LOUIS	W	16-10-03	4-2	16,14P,7,14	7	1-4	4-5	36-28	35 - 50	16058
12/11/2008	@ SAN JOSE	L	16-11-03	0-2	-	12	0-5	3-3	31-27	20 - 1	17496
12/14/2008	MINNESOTA	W	17-11-03	4-2	15,10,7,54	7	0-5	3-4	34-28	35 - 29	16577
12/16/2008	NY RANGERS	L	17-12-03	1-3	14	14	0-3	4-5	20-29	30 - 1	16921
12/19/2008	@ EDMONTON	W**	18-12-03	3-2	44S,10P,10X	10	1-8	9-10	36-53	1 - 35	16839
12/22/2008	@ VANCOUVER	L	18-13-03	3-4	54P,27P,26	22	2-5	6-8	27-26	41 - 1	18630
12/23/2008	@ CALGARY	L	18-14-03	3-4	7,15,13	13	0-1	3-4	33-32	34 - 35	19289
12/27/2008	@ DALLAS	O*	18-14-04	3-4	14,7P,7	9	1-2	4-5	22-38	35 - 35	18532
12/28/2008	@ ST. LOUIS	W	19-14-04	4-3	44,27P,5,54P	54	2-4	4-6	29-30	1 - 50	19150
12/31/2008	COLUMBUS	L	19-15-04	0-2	-	11	0-5	4-4	27-29	1 - 35	16758
1/2/2009	PHILADELPHIA	O**	19-15-05	4-5	10,44,48P,15P	18	2-4	5-6	27-32	43 - 35	17597+
1/4/2009	PHOENIX	W	20-15-05	2-0	25P,54P	25	2-4	4-4	34-29	1 - 30	16878
1/6/2009	LOS ANGELES	W	21-15-05	3-1	54P,26P,44	26	2-5	3-4	26-18	1 - 31	17174+
1/8/2009	@ LOS ANGELES	L	21-16-05	3-4	54P,54,54	24	1-6	2-3	27-26	32 - 1	18118
1/9/2009	TAMPA BAY	L	21-17-05	3-4	48P,5,25	12	1-4	2-3	32-19	31 - 1	17174+
1/11/2009	NEW JERSEY	W	22-17-05	4-3	54,26,14,14	14	0-4	1-2	34-21	35 - 35	17331+
1/14/2009	DETROIT	L	22-18-05	3-4	15,10P,5	93	1-4	3-4	28-33	30 - 35	17525+
1/16/2009	@ PITTSBURGH	L	22-19-05	1-3	15P	24	1-4	3-3	22-24	29 - 35	17005
1/17/2009	@ MINNESOTA	W	23-19-05	3-0	10P,54,10	10	1-1	4-4	34-30	1 - 32	18568
1/20/2009	@ NY RANGERS	L	23-20-05	2-4	54P,10	19	1-5	5-7	34-30	30 - 1	18200
1/21/2009	@ NY ISLANDERS	L	23-21-05	1-2	54P	54	1-5	0-1	40-14	34 - 35	11853
1/27/2009	@ PHOENIX	W	24-21-05	7-3	14,10P,14,44,32,54,10	44	1-1	4-5	37-26	1 - 30	15383
1/28/2009	CHICAGO	L	24-22-05	2-3	54P,32S	19	1-2	2-3	28-27	39 - 1	17193+
1/31/2009	@ COLORADO	W	25-22-05	4-3	16,15,27P,8	8	1-5	4-5	31-37	1 - 31	17652
2/2/2009	BUFFALO	W	26-22-05	3-2	25,14P,10P	10	2-3	2-2	37-23	1 - 40	16874
2/4/2009	@ MINNESOTA	L	26-23-05	0-3	-	15	0-5	2-3	34-25	32 - 1	18568
2/5/2009	@ NASHVILLE	L	26-24-05	2-4	10,10	10	0-2	2-2	30-34	35 - 35	14877
2/7/2009	@ CALGARY	W	27-24-05	2-1	54,10	10	0-2	4-4	25-27	35 - 1	19289
2/11/2009	CALGARY	W*	28-24-05	3-2	27P,7,27	27	1-5	4-4	40-23	35 - 34	17270+
2/15/2009	ATLANTA	L	28-25-05	4-8	8,8,54,48	17	0-3	4-6	35-43	32 - 35	17228+
2/18/2009	LOS ANGELES	L	28-26-05	3-4	8P,15P,14	11	2-6	4-6	31-26	32 - 1	17089
2/20/2009	@ DETROIT	L	28-27-05	2-5	15P,54	40	1-4	3-5	26-34	29 - 35	20066
2/21/2009	@ COLUMBUS	W	29-27-05	5-2	25P,7,10,14,54	10	1-2	6-8	13-28	35 - 1	18628
2/24/2009	@ BUFFALO	W	30-27-05	3-2	8,22S,13	13	0-3	3-4	22-36	35 - 40	16890
2/26/2009	@ BOSTON	L	30-28-05	0-6	-	48	0-3	2-4	35-27	30 - 35	17565
2/28/2009	@ DALLAS	W	31-28-05	4-3	27,48P,10,8	8	1-3	3-4	18-33	35 - 35	18171
3/3/2009	@ CHICAGO	O*	31-28-06	2-3	18,54	24	0-3	2-2	28-37	38 - 35	21619
3/6/2009	DALLAS	L	31-29-06	2-3	34,9	21	0-3	3-4	38-16	35 - 35	17380+
3/8/2009	MINNESOTA	L	31-30-06	2-3	22S,27	15	0-3	4-4	38-25	32 - 1	17300+
3/11/2009	VANCOUVER	W*	32-30-06	4-3	8,15,17,27	27	0-6	5-5	41-35	1 - 1	16967
3/15/2009	SAN JOSE	L	32-31-06	0-1	-	24	0-4	4-4	34-30	20 - 1	17511+
3/18/2009	NASHVILLE	W*	33-31-06	4-3	10,48P,9P,8P	8	3-5	1-3	31-24	35 - 35	16181
3/19/2009	@ PHOENIX	W**	34-31-06	3-2	18,17,9X	9	0-2	5-5	27-28	1 - 30	12739
3/22/2009	PHOENIX	W	35-31-06	6-2	27P,16,10,15P,15P,48P	10	4-5	4-4	30-28	1 - 30	17215+
3/24/2009	@ NASHVILLE	W**	36-31-06	2-1	18,8X	8	0-1	2-3	19-32	35 - 35	16418
3/25/2009	@ COLORADO	W	37-31-06	7-2	26,8,10,10P,48P,44,17	10	2-6	3-4	29-36	1 - 31	16279
3/27/2009	EDMONTON	L	37-32-06	3-5	15,15P,10	51	1-9	3-4	54-20	35 - 35	17257+
3/29/2009	COLORADO	W	38-32-06	4-1	10,9P,9,18	9	1-4	1-2	31-27	1 - 31	17182+
3/31/2009	@ EDMONTON	W	39-32-06	5-3	21,27P,25P,44,44P	44	3-4	4-5	25-31	1 - 35	16839
4/2/2009	@ VANCOUVER	W**	40-32-06	6-5	8P,9,9,10,8,10X	10	1-1	3-4	32-30	1 - 1	18630
4/4/2009	@ SAN JOSE	W	41-32-06	5-2	9,10,13,8,9P	13	1-1	2-3	28-30	1 - 20	17496
4/5/2009	SAN JOSE	L	41-33-06	2-3	17S,10P	14	1-2	5-7	21-26	33 - 1	17398+
4/10/2009	DALLAS	W**	42-33-06	4-3	22,27,48,8X	8	0-4	3-4	39-45	1 - 35	17531+
4/11/2009	@ PHOENIX	O**	42-33-07	4-5	26P,10P,9P,8	41	3-4	4-6	35-33	30 - 35	16438

(* = OVERTIME ** = SHOOTOUT + = SELLOUT)

P = POWER PLAY GOAL S = SHORTHANDED GOAL X = SHOOTOUT GOAL

2008-09 FINAL STATS

POS	NO.	PLAYER	GP	TOI	G	A	P	+/-	PIM	PP	SH	GW	S	S%
C	15	Ryan Getzlaf	81	20:07	25	66	91	5	121	9	0	2	227	11.0
R	10	Corey Perry	78	18:36	32	40	72	10	109	10	0	8	283	11.3
D	27	Scott Niedermayer	82	26:55	14	45	59	-8	70	9	0	2	178	7.9
R	9	*Bobby Ryan	64	15:26	31	26	57	13	33	12	0	3	174	17.8
R	8	Teemu Selanne	65	16:29	27	27	54	-3	36	16	0	5	186	14.5
D	25	Chris Pronger	82	26:56	11	37	48	0	88	4	0	2	196	5.6
C	48	*Andrew Ebbett	48	13:52	8	24	32	8	24	6	0	0	100	8.0
C	26	^Erik Christensen	64	13:38	7	21	28	-9	20	2	0	0	122	5.7
D	34	^James Wisniewski	48	19:51	3	21	24	9	30	1	0	0	89	3.4
D	19	^Ryan Whitney	48	23:51	2	21	23	-14	28	1	0	0	71	2.8
C	44	Rob Niedermayer	79	15:34	14	7	21	-17	42	1	1	2	88	15.9
C	22	Todd Marchant	72	14:31	5	13	18	-2	34	0	2	0	101	5.0
R	16	George Parros	74	6:15	5	5	10	8	135	0	0	0	47	10.6
L	18	Drew Miller	27	12:59	4	6	10	0	17	0	0	0	45	8.9
C	17	^Petteri Nokelainen	50	11:15	4	5	9	2	16	0	1	0	56	7.1
C	20	Ryan Carter	48	9:05	3	6	9	3	52	0	0	1	40	7.5
D	3	Bret Hedican	51	16:18	1	5	6	-7	36	0	0	0	40	2.5
D	23	Francois Beauchemin	20	24:54	4	1	5	-3	12	0	0	2	45	8.9
D	53	*Brett Festerling	40	16:40	0	5	5	5	18	0	0	0	15	0.0
R	13	^*Mike Brown	48	8:08	2	2	4	-7	145	0	0	2	44	4.5
D	21	^Sheldon Brookbank	44	12:07	1	3	4	4	76	0	0	0	30	3.3
D	60	*Brendan Mikkelsen	34	13:56	0	2	2	0	17	0	0	0	19	0.0
D	55	*Brian Salcido	2	12:17	0	1	1	2	0	0	0	0	1	0.0
L	64	*Matt Beleskey	2	11:09	0	0	0	0	0	0	0	0	0	0.0
R	50	*Troy Bodie	4	8:08	0	0	0	0	0	0	0	0	5	0.0

NO.	GOALTENDER	GPI	MINS	AVG	W	L	OT	EN	SO	GA	SA	SV%	G	A	PIM
1	Jonas Hiller	46	2486	2.39	23	15	1	6	4	99	1217	.919	0	0	0
35	Jean-Sebastien Giguere	46	2458	3.10	19	18	6	3	2	127	1274	.900	0	0	4
ANA GOALTENDING TOTALS		82	4988	2.83	42	33	7	9	6	235	2500	.906			

* Rookie

^ Acquired Midseason



2008-09 PLAYER GAME-BY-GAME

ARTYUKHIN (w/TB)

Oct. 4	vs. NYR	0-0	1/0	9:15
Oct. 5	@ NYR	0-0	2/0	9:51
Oct. 11	vs. CAR	0-0	3/1	9:41
Oct. 16	vs. NYI	0-0	2/1	9:59
Oct. 18	vs. MIN	0-0	0/0	12:16
Oct. 21	vs. ATL	0-0	2/-1	11:15
Oct. 25	vs. SJ	0-0	5/0	12:26
Oct. 28	@ TOR	0-0	0/1	10:35
Oct. 30	@ BUF	0-1	0/2	11:56
Nov. 1	vs. OTT	0-0	8/1	16:02
Nov. 5	@ NJ	0-1	3/1	17:23
Nov. 6	@ NYR	0-0	3/-1	12:28
Nov. 8	@ PHI	DND		
Nov. 10	@ WSH	DND		
Nov. 12	@ FLA	0-0	0/-1	10:47
Nov. 13	vs. DET	0-0	1/0	6:28
Nov. 16	@ CAR	0-0	0/0	5:58
Nov. 18	vs. FLA	1-1	3/1	9:33
Nov. 21	vs. NSH	0-0	2/0	11:52
Nov. 23	vs. NJ	0-0	2/-1	11:15
Nov. 26	vs. NYR	0-0	2/0	11:12
Nov. 28	@ MIN	0-0	1/-2	7:23
Nov. 29	@ COL	DND		
Dec. 2	@ PHI	0-0	0/0	6:21
Dec. 4	vs. BOS	DND		
Dec. 6	vs. BUF	0-0	0/-1	6:44
Dec. 8	@ BOS	0-1	1/0	10:53
Dec. 10	@ BUF	0-0	2/0	10:19
Dec. 11	@ MTL	0-0	0/0	9:06
Dec. 13	@ OTT	0-0	1/0	4:58
Dec. 18	vs. COL	DND		
Dec. 20	@ ATL	DND		
Dec. 23	@ PIT	0-0	1/1	12:01
Dec. 26	@ FLA	1-0	1/2	8:13
Dec. 27	vs. FLA	1-0	5/0	13:16
Dec. 30	vs. MTL	0-0	3/-1	12:24
Jan. 1	@ WSH	0-0	1/-1	14:59
Jan. 3	vs. CAR	0-0	0/-1	16:01
Jan. 4	@ ATL	0-0	3/1	14:33
Jan. 8	@ PHX	0-0	2/0	13:15
Jan. 9	@ ANA	0-1	1/0	11:47
Jan. 12	@ LA	1-0	2/0	10:38
Jan. 13	@ SJ	0-1	0/1	12:52
Jan. 15	vs. PHI	0-0	2/0	15:17
Jan. 17	vs. FLA	0-0	2/0	15:33
Jan. 19	vs. DAL	SUS		
Jan. 21	vs. BUF	SUS		
Jan. 27	vs. MTL	0-1	1/0	12:21
Jan. 29	@ CAR	0-0	3/0	11:36
Jan. 30	vs. PHI	0-0	0/-1	11:09
Feb. 3	@ NYI	0-0	0/-1	13:32
Feb. 4	@ PIT	0-0	2/0	9:55
Feb. 7	vs. NYI	0-0	0/0	10:16
Feb. 10	vs. ATL	0-0	0/0	7:59
Feb. 12	vs. TOR	0-0	0/0	11:12
Feb. 14	vs. WSH	0-0	1/0	14:26
Feb. 17	vs. CHI	DND		
Feb. 19	vs. NJ	0-0	2/0	9:01
Feb. 20	@ CAR	0-0	0/0	9:30
Feb. 22	vs. BOS	0-1	0/1	8:58
Feb. 24	@ EDM	0-0	0/-2	6:15
Feb. 27	@ VAN	0-0	0/0	8:40
Mar. 1	@ CGY	1-0	2/1	11:05
Mar. 3	vs. PIT	0-0	2/0	8:47
Mar. 6	vs. STL	0-1	0/1	11:26
Mar. 7	vs. CAR	0-0	1/-1	10:47
Mar. 11	@ OTT	0-1	0/0	7:52
Mar. 12	@ TOR	0-0	0/0	7:40
Mar. 14	@ FLA	0-0	1/0	8:34
Mar. 17	vs. TOR	0-0	1/0	9:00
Mar. 19	vs. WSH	0-0	2/0	8:22
Mar. 21	vs. ATL	0-0	2/0	9:03
Mar. 24	vs. CBJ	0-0	1/0	8:57
Mar. 26	@ MTL	0-0	1/1	11:41
Mar. 27	@ WSH	0-0	3/0	13:15
Mar. 29	vs. OTT	0-0	0/0	8:47
Mar. 31	@ BOS	0-0	1/0	8:28
Apr. 3	@ NJ	1-0	5/1	13:37
Apr. 4	@ NYI	0-0	0/0	10:14
Apr. 7	vs. PIT	0-0	0/0	10:54
Apr. 9	vs. WSH	0-0	0/-1	9:10
Apr. 11	@ ATL	0-0	2/-1	9:49

BOYNTON (w/FLA)

Oct. 10	@ CAR	0-1	2/-3	20:08
Oct. 11	vs. ATL	0-0	3/1	19:57
Oct. 16	vs. MIN	1-0	1/-1	21:10
Oct. 18	vs. NYI	1-0w	3/1	24:07
Oct. 20	@ MTL	0-0	3/0	26:58
Oct. 22	@ OTT	0-0	2/2	25:53
Oct. 24	vs. SJ	0-2	3/2	24:47
Oct. 25	@ STL	0-0	1/-1	21:39
Oct. 30	vs. OTT	0-0	2/0	26:36
Nov. 1	@ NSH	0-0	1/0	24:35
Nov. 2	@ ATL	0-0	1/0	14:05
Nov. 6	@ LA	0-0	1/1	18:58
Nov. 8	@ PHX	0-1	1/-1	17:47
Nov. 9	@ ANA	DND		
Nov. 12	vs. TB	0-0	2/0	20:39
Nov. 14	vs. DET	0-0	1/2	13:12
Nov. 18	@ TB	0-0	0/1	21:00
Nov. 20	@ NJ	0-0	2/-1	19:26
Nov. 21	@ BOS	0-0	1/0	17:37
Nov. 24	vs. CAR	INJ		
Nov. 26	vs. NJ	INJ		
Nov. 28	vs. NYR	0-0	2/-2	12:03
Nov. 30	@ NYR	0-0	2/0	16:28
Dec. 2	@ WSH	0-0	1/1	14:35
Dec. 4	vs. BUF	0-0	0/1	18:18
Dec. 6	vs. BOS	0-0	2/-2	16:14
Dec. 8	@ OTT	1-0	3/0	16:41
Dec. 11	@ EDM	0-0	1/0	15:02
Dec. 12	@ CGY	0-0	0/-2	12:00
Dec. 14	@ VAN	1-0	3/0	15:57
Dec. 18	@ CAR	0-0	1/0	20:00
Dec. 21	vs. COL	0-0	1/0	14:32
Dec. 23	vs. NSH	0-1	3/1	17:08
Dec. 26	vs. TB	0-1	1/0	14:12
Dec. 27	@ TB	0-0	1/0	19:58
Dec. 29	vs. MTL	0-0	0/-1	14:28
Dec. 31	@ NYI	0-1	2/1	18:17
Jan. 3	@ PIT	0-2	1/1	16:19
Jan. 4	@ MTL	0-0	1/0	19:55
Jan. 6	@ TOR	0-0	4/0	16:03
Jan. 8	vs. CAR	0-0	1/-1	14:37
Jan. 10	vs. ATL	0-0	1/-1	11:18
Jan. 16	vs. PHI	0-0	4/0	18:17
Jan. 17	@ TB	0-0	0/1	7:29
Jan. 19	vs. BUF	INJ		
Jan. 21	vs. DAL	DND		
Jan. 27	vs. PHI	0-0	0/0	15:47
Jan. 29	vs. MTL	0-0	0/0	5:04
Jan. 31	@ NYI	0-1	6/1	15:21
Feb. 3	@ TOR	0-0	0/0	10:55
Feb. 5	vs. NYI	0-0	2/0	14:18
Feb. 7	@ WSH	0-0	4/0	12:17
Feb. 10	vs. TOR	0-1	2/1	16:04
Feb. 12	@ CAR	0-0	2/1	16:43
Feb. 13	vs. NYR	0-0	0/0	9:50
Feb. 15	vs. WSH	0-0	1/0	15:42
Feb. 17	vs. NJ	0-1	1/1	16:25
Feb. 19	vs. CHI	0-0	2/-1	14:42
Feb. 21	vs. BOS	0-0	2/0	14:47
Feb. 24	@ BOS	0-0	2/-1	20:33
Feb. 26	@ NYR	0-0	1/0	10:06
Feb. 28	@ NJ	DND		
Mar. 1	@ WSH	DND		
Mar. 3	@ ATL	DND		
Mar. 5	vs. STL	DND		
Mar. 7	vs. PIT	DND		
Mar. 10	@ PIT	1-1	4/2	16:56
Mar. 12	@ BUF	0-0	0/1	14:44
Mar. 14	vs. TB	0-0	3/2	17:15
Mar. 17	vs. WSH	DND		
Mar. 19	vs. TOR	DND		
Mar. 21	vs. CBJ	DND		
Mar. 23	vs. CAR	0-0	2/-1	15:30
Mar. 25	@ BUF	0-1	1/2	14:23
Mar. 26	@ PHI	0-1	1/2	15:21
Mar. 28	@ DAL	0-1	0/0	13:24
Mar. 31	vs. OTT	0-0	0/2	16:31
Apr. 3	vs. ATL	0-0	2/-1	14:14
Apr. 5	vs. PIT	0-0	0/0	13:58
Apr. 7	@ PHI	0-0	1/-1	16:04
Apr. 9	@ ATL	0-0	0/1	13:20
Apr. 11	vs. WSH	DND		

BROOKBANK (w/NJ)

Oct. 10	vs. NYI			DND
Oct. 11	@ PIT			DND
Oct. 13	@ NYR			DND
Oct. 16	@ ATL			DND
Oct. 18	@ WSH			DND
Oct. 22	vs. DAL			DND
Oct. 24	vs. PHI			DND
Oct. 25	@ PHI	0-0	1/0	3:01
Oct. 29	vs. TOR			DND
Nov. 1	vs. ATL	0-0	1/0	12:05
Nov. 3	vs. BUF	0-0	0/0	9:13
Nov. 5	vs. TB	0-0	0/0	14:57
Nov. 8	@ DET	0-0	0/0	16:04
Nov. 9	vs. EDM	0-0	1/1	19:29
Nov. 12	vs. NYR	0-0	0/0	13:34
Nov. 14	@ WSH			DND
Nov. 15	vs. WSH	0-0	2/0	7:27
Nov. 20	vs. FLA	0-0	0/0	5:41
Nov. 21	vs. NYI	0-0	0/0	5:07
Nov. 23	@ TB	0-0	0/0	6:03
Nov. 26	@ FLA	0-0	0/0	2:04
Nov. 29	vs. PIT	0-0	0/0	3:23
Dec. 4	@ PHI	DND		DND
Dec. 6	@ MTL	DND		DND
Dec. 10	vs. PIT	DND		DND
Dec. 12	vs. NYR	DND		DND
Dec. 13	vs. BUF	DND		DND
Dec. 16	@ TOR	DND		DND
Dec. 17	@ BUF	DND		DND
Dec. 19	vs. OTT	0-0	1/0	8:12
Dec. 21	vs. PHI	0-0	0/0	6:19
Dec. 23	vs. BOS	DND		DND
Dec. 26	vs. PIT	0-0	0/0	8:12
Dec. 27	@ NYR	DND		DND
Dec. 30	@ STL	DND		DND
Dec. 31	@ DAL	DND		DND
Jan. 2	vs. MTL	DND		DND
Jan. 4	vs. OTT	DND		DND
Jan. 6	@ CAR	DND		DND
Jan. 8	vs. ATL	DND		DND
Jan. 10	@ LA	DND		DND
Jan. 11	@ ANA	DND		DND
Jan. 13	@ VAN	DND		DND
Jan. 16	@ CBJ	DND		DND
Jan. 17	@ NYI	DND		DND
Jan. 19	@ NSH	DND		DND
Jan. 21	vs. MTL	DND		DND
Jan. 27	@ OTT	DND		DND
Jan. 29	vs. BOS	DND		DND
Jan. 30	vs. PIT	DND		DND
Feb. 3	Traded to Anaheim			
Feb. 4	@ MIN	0-0	1/-1	13:59
Feb. 5	@ NSH	0-0	0/-2	17:30
Feb. 7	@ CGY	0-0	2/1	13:59
Feb. 11	vs. CGY	0-0	0/0	12:56
Feb. 15	vs. ATL	0-0	2/0	15:37
Feb. 18	vs. LA	0-1	3/0	14:37
Feb. 20	@ DET	0-0	2/0	14:52
Feb. 21	@ CBJ	0-0	0/1	17:59
Feb. 24	@ BUF	0-0	0/0	14:56
Feb. 26	@ BOS	0-0	0/-1	6:38
Feb. 28	@ DAL	0-0	2/1	18:02
Mar. 3	@ CHI	0-0	1/0	16:27
Mar. 6	vs. DAL	0-0	2/0	11:22
Mar. 8	vs. MIN	0-0	0/-1	9:31
Mar. 11	vs. VAN	0-0	1/0	13:50
Mar. 15	vs. SJ	0-0	2/0	14:55
Mar. 18	vs. NSH	0-0	0/0	14:52
Mar. 19	@ PHX	0-1	1/1	10:23
Mar. 22	vs. PHX	0-0	0/1	14:17
Mar. 24	@ NSH	0-0	2/0	11:12
Mar. 25	@ COL	0-0	1/1	15:47
Mar. 27	vs. EDM	0-1	0/0	8:54
Mar. 29	vs. COL	0-0	0/1	16:48
Mar. 31	@ EDM	1-0	1/1	11:10
Apr. 2	@ VAN	0-0	1/1	14:13
Apr. 4	@ SJ	0-0	0/0	14:49
Apr. 5	vs. SJ	0-0	1/-1	14:45
Apr. 10	vs. DAL	0-0	0/0	13:08
Apr. 11	@ PHX	0-0	0/-1	12:09

2008-09 PLAYER GAME-BY-GAME

BROWN (w/VAN)

Oct. 9	vs. CGY	DND		
Oct. 11	@ CGY	DND		
Oct. 13	@ WSH	DND		
Oct. 16	@ DET	DND		
Oct. 17	@ BUF	DND		
Oct. 19	@ CHI	0-0	1/0	3:16
Oct. 21	@ CBJ	0-0	0/0	3:37
Oct. 25	vs. EDM	DND		
Oct. 28	vs. BOS	DND		
Oct. 30	@ LA	0-0	0/0	7:26
Oct. 31	@ ANA	0-0	0/1	3:39
Nov. 2	vs. DET	0-0	0/0	5:08
Nov. 4	vs. NSH	0-0	0/0	5:44
Nov. 6	vs. PHX	0-0	0/0	5:39
Nov. 8	vs. MIN	0-0	1/0	8:27
Nov. 12	vs. TOR	0-0	1/0	9:21
Nov. 15	vs. COL	DND		
Nov. 17	@ NYI	DND		
Nov. 19	@ NYR	DND		
Nov. 20	@ MIN	DND		
Nov. 22	@ PIT	DND		
Nov. 24	vs. DET	DND		
Nov. 27	vs. CGY	0-1	0/0	4:41
Nov. 29	@ CGY	DND		
Dec. 1	@ CBJ	0-0	2/0	5:18
Dec. 4	@ DET	0-0	0/1	7:57
Dec. 5	@ MIN	DND		
Dec. 7	@ COL	DND		
Dec. 9	@ NSH	DND		
Dec. 13	@ EDM	DND		
Dec. 14	vs. FLA	0-0	0/0	5:04
Dec. 17	vs. EDM	0-0	0/0	1:58
Dec. 20	vs. CHI	DND		
Dec. 22	vs. ANA	0-0	0/0	6:54
Dec. 23	@ SJ	DND		
Dec. 26	vs. DET	0-0	0/1	1:25
Dec. 28	vs. OTT	0-0	0/0	8:08
Dec. 30	vs. PHI	0-0	0/1	8:55
Jan. 1	@ NSH	DND		
Jan. 2	@ ATL	0-0	1/0	4:53
Jan. 4	vs. DAL	DND		
Jan. 7	@ EDM	DND		
Jan. 9	vs. STL	DND		
Jan. 10	vs. SJ	DND		
Jan. 13	vs. NJ	DND		
Jan. 15	vs. PHX	DND		
Jan. 18	vs. CBJ	DND		
Jan. 20	@ SJ	DND		
Jan. 28	vs. NSH	DND		
Jan. 31	vs. MIN	0-0	0/1	2:13
Feb. 3	vs. CAR	DND		
Feb. 4	Acquired by Anaheim			
Feb. 5	@ NSH	0-0	2/0	11:38
Feb. 7	@ CGY	0-0	0/0	6:33
Feb. 11	vs. CGY	0-0	0/0	3:27
Feb. 15	vs. ATL	0-0	1/1	4:48
Feb. 18	vs. LA	0-0	0/0	5:42
Feb. 20	@ DET	0-0	1/0	9:26
Feb. 21	@ CBJ	0-0	1/0	12:18
Feb. 24	@ BUF	1-0w	3/1	13:04
Feb. 26	@ BOS	0-0	1/1	10:12
Feb. 28	@ DAL	0-0	0/0	11:16
Mar. 3	@ CHI	0-0	6/0	14:32
Mar. 6	vs. DAL	0-0	3/1	13:09
Mar. 8	vs. MIN	0-0	3/1	17:59
Mar. 11	vs. VAN	0-0	3/1	14:42
Mar. 15	vs. SJ	0-0	2/0	11:39
Mar. 18	vs. NSH	0-0	0/0	10:34
Mar. 19	@ PHX	0-0	0/1	7:56
Mar. 22	vs. PHX	0-1	2/1	9:34
Mar. 24	@ NSH	0-0	2/0	7:58
Mar. 25	@ COL	0-0	1/1	13:24
Mar. 27	vs. EDM	0-0	3/2	6:17
Mar. 29	vs. COL	0-0	0/0	10:31
Mar. 31	@ EDM	0-0	0/0	11:53
Apr. 2	@ VAN	0-0	0/1	8:10
Apr. 4	@ SJ	1-0w	1/1	10:02
Apr. 5	vs. SJ	0-0	0/0	10:04
Apr. 10	vs. DAL	0-0	2/0	6:16
Apr. 11	@ PHX	0-0	1/1	7:54

CARTER

Oct. 9	@ SJ	DND		
Oct. 12	vs. PHX	1-0	1/2	10:14
Oct. 14	@ LA	0-1	0/1	12:53
Oct. 15	vs. EDM	0-0	2/0	14:51
Oct. 17	vs. SJ	0-1	1/0	12:51
Oct. 19	vs. CAR	0-0	2/0	13:19
Oct. 21	@ TOR	0-0	3/0	15:23
Oct. 24	@ OTT	DND		
Oct. 25	@ MTL	0-1	1/1	5:38
Oct. 27	@ CBJ	DND		
Oct. 29	vs. DET	0-0	0/0	6:27
Oct. 31	vs. VAN	0-0	0/1	4:38
Nov. 2	vs. CGY	1-0w	1/1	6:01
Nov. 4	@ LA	0-0	0/0	6:17
Nov. 5	vs. STL	0-0	0/1	11:44
Nov. 7	vs. DAL	0-1	3/1	11:08
Nov. 9	vs. FLA	0-0	1/0	6:16
Nov. 14	vs. NSH	0-0	1/0	8:02
Nov. 16	vs. LA	DND		
Nov. 19	vs. WSH	DND		
Nov. 21	vs. STL	DND		
Nov. 22	vs. DAL	0-0	0/0	5:16
Nov. 24	vs. COL	DND		
Nov. 28	vs. CHI	DND		
Nov. 30	@ CAR	DND		
Dec. 1	@ DET	DND		
Dec. 3	@ CHI	DND		
Dec. 7	vs. CBJ	1-0	2/1	5:56
Dec. 10	vs. STL	0-0	1/1	5:43
Dec. 11	@ SJ	0-0	1/0	12:39
Dec. 14	vs. MIN	0-0	2/1	7:35
Dec. 16	vs. NYR	0-1	0/1	7:38
Dec. 19	@ EDM	0-0	1/1	8:02
Dec. 22	@ VAN	0-0	1/0	8:25
Dec. 23	@ CGY	DND		
Dec. 27	@ DAL	0-0	1/0	5:04
Dec. 28	@ STL	DND		
Dec. 31	vs. CBJ	DND		
Jan. 2	vs. PHI	0-0	0/1	5:13
Jan. 4	vs. PHX	0-0	1/0	7:52
Jan. 6	vs. LA	0-0	0/0	8:24
Jan. 8	@ LA	0-1	2/1	9:39
Jan. 9	vs. TB	0-0	0/0	9:15
Jan. 11	vs. NJ	0-0	1/1	8:04
Jan. 14	vs. DET	0-0	1/0	3:58
Jan. 16	@ PIT	0-0	0/1	6:35
Jan. 17	@ MIN	0-0	2/0	13:29
Jan. 20	@ NYR	0-0	0/0	13:53
Jan. 21	@ NYI	0-0	1/0	8:40
Jan. 27	@ PHX	0-0	0/0	7:42
Jan. 28	vs. CHI	0-0	1/1	10:28
Jan. 31	@ COL	0-0	0/0	10:04
Feb. 2	vs. BUF	0-0	1/0	17:57
Feb. 4	@ MIN	0-0	1/1	13:59
Feb. 5	@ NSH	0-0	1/1	10:12
Feb. 7	@ CGY	DND		
Feb. 11	vs. CGY	DND		
Feb. 15	vs. ATL	DND		
Feb. 18	vs. LA	DND		
Feb. 20	@ DET	0-0	1/0	9:43
Feb. 21	@ CBJ	DND		
Feb. 24	@ BUF	0-0	0/1	6:47
Feb. 26	@ BOS	0-0	1/0	10:40
Feb. 28	@ DAL	DND		
Mar. 3	@ CHI	DND		
Mar. 6	vs. DAL	DND		
Mar. 8	vs. MIN	0-0	1/0	7:29
Mar. 11	vs. VAN	0-0	0/0	7:17
Mar. 15	vs. SJ	0-0	0/0	6:51
Mar. 18	vs. NSH	0-0	0/0	10:35
Mar. 19	@ PHX	DND		
Mar. 22	vs. PHX	DND		
Mar. 24	@ NSH	DND		
Mar. 25	@ COL	DND		
Mar. 27	vs. EDM	DND		
Mar. 29	vs. COL	DND		
Mar. 31	@ EDM	DND		
Apr. 2	@ VAN	DND		
Apr. 4	@ SJ	DND		
Apr. 5	vs. SJ	DND		
Apr. 10	vs. DAL	DND		
Apr. 11	@ PHX	DND		

CHRISTENSEN (w/ATL)

Oct. 10	vs. WSH	0-1	4/0	18:18
Oct. 11	@ FLA	0-0	4/1	16:45
Oct. 14	vs. MIN	0-0	2/1	18:37
Oct. 16	vs. NJ	0-0	1/0	15:41
Oct. 18	vs. BUF	0-0	3/0	16:00
Oct. 21	@ TB	0-0	3/1	15:45
Oct. 24	@ DET	0-1	3/0	16:41
Oct. 25	@ BOS	0-1	4/1	11:35
Oct. 28	vs. PHI	0-0	1/1	14:56
Oct. 30	@ NYR	0-0	4/1	16:23
Nov. 1	@ NJ	DND		
Nov. 2	vs. FLA	0-2	3/1	18:54
Nov. 6	vs. NYI	0-0	1/1	18:07
Nov. 7	@ BUF	0-1	3/1	17:30
Nov. 9	@ CAR	0-1	2/0	15:15
Nov. 14	vs. CAR	0-0	1/0	14:48
Nov. 16	@ PHI	1-0	4/2	16:29
Nov. 20	vs. PIT	0-0	1/0	17:23
Nov. 22	vs. CBJ	0-0	2/1	13:01
Nov. 25	@ TOR	0-0	1/1	13:20
Nov. 26	@ WSH	0-0	0/0	11:11
Nov. 28	vs. NSH	DND		
Nov. 30	vs. STL	DND		
Dec. 2	@ MTL	0-0	0/1	11:18
Dec. 3	@ OTT	INJ		
Dec. 6	@ NYI	INJ		
Dec. 10	vs. NYR	INJ		
Dec. 12	vs. BOS	INJ		
Dec. 13	@ BOS	INJ		
Dec. 16	@ OTT	DND		
Dec. 18	vs. PIT	DND		
Dec. 20	vs. TB	DND		
Dec. 22	vs. TOR	DND		
Dec. 23	@ NYI	DND		
Dec. 26	vs. CAR	0-0	2/0	12:41
Dec. 31	vs. CBJ	0-1	3/0	13:26
Jan. 2	vs. PHI	0-1	2/1	13:38
Jan. 4	vs. TB	1-0	5/0	13:15
Jan. 6	@ PIT	0-0	2/1	15:54
Jan. 8	@ NJ	0-0	1/0	14:04
Jan. 10	@ FLA	1-0	4/0	15:00
Jan. 14	vs. OTT	0-1	1/1	9:50
Jan. 16	vs. TOR	0-0	2/1	10:26
Jan. 17	@ NSH	0-1	3/2	10:44
Jan. 20	vs. MTL	1-0	1/0	13:40
Jan. 21	@ PHI	0-0	0/1	10:43
Jan. 27	@ DAL	0-0	2/0	12:28
Jan. 29	vs. NYI	0-0	1/3	11:27
Jan. 31	@ CAR	DND		
Feb. 3	@ NYR	DND		
Feb. 6	vs. NJ	DND		
Feb. 8	vs. PHI	0-0	2/0	13:03
Feb. 10	@ TB	0-0	0/1	14:43
Feb. 11	vs. CHI	0-0	0/0	13:15
Feb. 15	@ ANA	0-1	4/0	15:49
Feb. 16	@ LA	0-0	2/1	14:08
Feb. 19	@ PHX	1-0	2/0	15:34
Feb. 21	@ SJ	0-0	1/0	15:32
Feb. 24	vs. COL	0-0	0/1	11:19
Feb. 26	@ WSH	0-0	0/0	12:45
Feb. 28	vs. CAR	0-0	1/0	12:22
Mar. 3	vs. FLA	0-2	2/2	12:30
Mar. 4	Traded to Anaheim			
Mar. 6	vs. DAL	0-0	1/0	17:29
Mar. 8	vs. MIN	0-0	0/3	10:32
Mar. 11	vs. VAN	0-2	4/0	16:32
Mar. 15	vs. SJ	0-0	1/0	16:27
Mar. 18	vs. NSH	0-1	0/0	12:59
Mar. 19	@ PHX	0-0	1/0	6:17
Mar. 22	vs. PHX	0-1	1/0	8:43
Mar. 24	@ NSH	0-0	0/0	7:08
Mar. 25	@ COL	1-1	2/2	15:18
Mar. 27	vs. EDM	0-0	3/1	11:03
Mar. 29	vs. COL	0-0	0/0	14:29
Mar. 31	@ EDM	0-0	1/0	9:27
Apr. 2	@ VAN	0-0	6/0	9:10
Apr. 4	@ SJ	0-2	4/1	11:02
Apr. 5	vs. SJ	0-0	1/1	14:13
Apr. 10	vs. DAL	0-0	2/1	12:45
Apr. 11	@ PHX	1-0	5/1	9:06

2008-09 PLAYER GAME-BY-GAME

EBBETT

Oct. 9	@ SJ	MIN		
Oct. 12	vs. PHX	MIN		
Oct. 14	@ LA	MIN		
Oct. 15	vs. EDM	MIN		
Oct. 17	vs. SJ	MIN		
Oct. 19	vs. CAR	MIN		
Oct. 21	@ TOR	MIN		
Oct. 24	@ OTT	MIN		
Oct. 25	@ MTL	MIN		
Oct. 27	@ CBJ	MIN		
Oct. 29	vs. DET	MIN		
Oct. 31	vs. VAN	MIN		
Nov. 2	vs. CGY	MIN		
Nov. 4	@ LA	MIN		
Nov. 5	vs. STL	MIN		
Nov. 7	vs. DAL	MIN		
Nov. 9	vs. FLA	MIN		
Nov. 14	vs. NSH	MIN		
Nov. 16	vs. LA	MIN		
Nov. 19	vs. WSH	MIN		
Nov. 21	vs. STL	MIN		
Nov. 22	vs. DAL	MIN		
Nov. 24	vs. COL	MIN		
Nov. 28	vs. CHI	MIN		
Nov. 30	@ CAR	MIN		
Dec. 1	@ DET	MIN		
Dec. 3	@ CHI	MIN		
Dec. 7	vs. CBJ	MIN		
Dec. 10	vs. STL	MIN		
Dec. 11	@ SJ	MIN		
Dec. 14	vs. MIN	MIN		
Dec. 16	vs. NYR	MIN		
Dec. 19	@ EDM	MIN		
Dec. 22	@ VAN	0-0	3/0	13:08
Dec. 23	@ CGY	0-2	1/1-1	8:04
Dec. 27	@ DAL	0-1	3/1	13:08
Dec. 28	@ STL	0-0	1/1	12:34
Dec. 31	vs. CBJ	0-0	1/0	13:10
Jan. 2	vs. PHI	1-0	3/0	9:35
Jan. 4	vs. PHX	0-0	3/0	11:14
Jan. 6	vs. LA	0-0	1/0	14:18
Jan. 8	@ LA	0-0	3/1-1	13:21
Jan. 9	vs. TB	1-1	4/0	14:38
Jan. 11	vs. NJ	0-1	1/1	14:25
Jan. 14	vs. DET	0-0	4/1-1	15:51
Jan. 16	@ PIT	0-0	2/0	17:33
Jan. 17	@ MIN	0-1	1/1	11:42
Jan. 20	@ NYR	0-1	0/0	10:53
Jan. 21	@ NYI	0-0	3/0	14:05
Jan. 27	@ PHX	0-1	1/1	14:16
Jan. 28	vs. CHI	DND		
Jan. 31	@ COL	0-1	2/1	11:29
Feb. 2	vs. BUF	0-1	2/2-2	13:44
Feb. 4	@ MIN	0-0	4/1-1	16:10
Feb. 5	@ NSH	0-0	3/2-2	14:17
Feb. 7	@ CGY	0-1	1/1	14:47
Feb. 11	vs. CGY	0-0	5/0	11:37
Feb. 15	vs. ATL	1-2	2/3	16:01
Feb. 18	vs. LA	0-0	2/1-1	13:36
Feb. 20	@ DET	0-1	1/1-1	15:46
Feb. 21	@ CBJ	0-1	0/2	11:53
Feb. 24	@ BUF	0-0	1/1	12:33
Feb. 26	@ BOS	0-0	1/0	17:45
Feb. 28	@ DAL	1-2	1/2	14:09
Mar. 3	@ CHI	0-1	4/0	14:29
Mar. 6	vs. DAL	0-0	1/0	15:41
Mar. 8	vs. MIN	0-0	3/1-1	12:50
Mar. 11	vs. VAN	0-0	3/1	10:29
Mar. 15	vs. SJ	0-0	1/0	16:48
Mar. 18	vs. NSH	1-0	4/0	12:15
Mar. 19	@ PHX	0-0	1/0	16:00
Mar. 22	vs. PHX	1-0	1/0	12:54
Mar. 24	@ NSH	0-1	0/1	14:37
Mar. 25	@ COL	1-2	2/1	13:28
Mar. 27	vs. EDM	0-0	1/1-1	14:05
Mar. 29	vs. COL	0-1	3/1	15:36
Mar. 31	@ EDM	0-0	2/1-1	12:01
Apr. 2	@ VAN	0-1	4/2	16:40
Apr. 4	@ SJ	0-0	3/0	13:37
Apr. 5	vs. SJ	0-0	1/1-1	16:21
Apr. 10	vs. DAL	1-0	4/1	14:34
Apr. 11	@ PHX	0-1	2/0	17:0

GETZLAF

Oct. 9	@ SJ	0-0	0/0	13:22
Oct. 12	vs. PHX	0-0	2/0	20:42
Oct. 14	@ LA	0-0	4/2	14:51
Oct. 15	vs. EDM	0-0	3/1	17:24
Oct. 17	vs. SJ	0-1	0/1	17:28
Oct. 19	vs. CAR	0-0	6/3	18:18
Oct. 21	@ TOR		INJ	
Oct. 24	@ OTT	1-0w	4/0	16:33
Oct. 25	@ MTL	1-1	2/2	18:15
Oct. 27	@ CBJ	1-1	-/1	15:29
Oct. 29	vs. DET	0-5	5/1	20:19
Oct. 31	vs. VAN	0-1	4/1	22:36
Nov. 2	vs. CGY	1-1	6/2	17:50
Nov. 4	@ LA	0-1	0/1	21:05
Nov. 5	vs. STL	2-1	2/3	17:51
Nov. 7	vs. DAL	0-1	3/0	17:56
Nov. 9	vs. FLA	0-0	11/0	22:30
Nov. 14	vs. NSH	1-1	5/2	21:11
Nov. 16	vs. LA	0-1	0/1	19:21
Nov. 19	vs. WSH	1-1	4/0	18:52
Nov. 21	vs. STL	0-1	4/0	21:38
Nov. 22	vs. DAL	0-1	1/0	21:12
Nov. 24	vs. COL	0-1	1/0	17:07
Nov. 28	vs. CHI	1-0w	3/1	21:27
Nov. 30	@ CAR	1-2	5/2	16:36
Dec. 1	@ DET	0-0	0/1	20:30
Dec. 3	@ CHI	0-1	2/0	24:36
Dec. 7	vs. CBJ	2-0	6/1	19:04
Dec. 10	vs. STL	0-1	3/1	18:31
Dec. 11	@ SJ	0-0	3/0	22:12
Dec. 14	vs. MIN	1-0	8/2	18:11
Dec. 16	vs. NYR	0-0	3/2	18:11
Dec. 19	@ EDM	0-1	5/1	23:37
Dec. 22	@ VAN	0-1	2/0	16:24
Dec. 23	@ CGY	1-0	9/1	26:13
Dec. 27	@ DAL	0-1	2/1	19:57
Dec. 28	@ STL	0-2	6/0	19:30
Dec. 31	vs. CBJ	0-0	0/1	19:48
Jan. 2	vs. PHI	1-1	3/0	20:45
Jan. 4	vs. PHX	0-1	2/0	19:46
Jan. 6	vs. LA	0-1	0/0	18:01
Jan. 8	@ LA	0-2	0/0	22:42
Jan. 9	vs. TB	0-1	2/1	20:53
Jan. 11	vs. NJ	0-1	6/2	19:38
Jan. 14	vs. DET	1-2	2/2	21:44
Jan. 16	@ PIT	1-0	3/1	23:55
Jan. 17	@ MIN	0-1	4/1	16:27
Jan. 20	@ NYR	0-1	3/1	22:25
Jan. 21	@ NYI	0-0	3/1	23:03
Jan. 27	@ PHX	0-2	4/3	19:20
Jan. 28	vs. CHI	0-0	3/0	20:57
Jan. 31	@ COL	1-2	2/1	21:53
Feb. 2	vs. BUF	0-0	3/0	18:46
Feb. 4	@ MIN	0-0	2/1	21:16
Feb. 5	@ NSH	0-1	0/1	18:42
Feb. 7	@ CGY	0-0	1/0	22:21
Feb. 11	vs. CGY	0-1	2/0	24:01
Feb. 15	vs. ATL	0-0	1/2	18:10
Feb. 18	vs. LA	1-2	6/1	24:36
Feb. 20	@ DET	1-0	3/1	22:08
Feb. 21	@ CBJ	0-2	1/2	21:16
Feb. 24	@ BUF	0-0	0/1	22:54
Feb. 26	@ BOS	0-0	2/3	19:59
Feb. 28	@ DAL	0-1	0/1	20:42
Mar. 3	@ CHI	0-0	0/1	20:56
Mar. 6	vs. DAL	0-0	3/1	22:23
Mar. 8	vs. MIN	0-1	3/1	16:52
Mar. 11	vs. VAN	1-0	5/1	22:28
Mar. 15	vs. SJ	0-0	3/1	18:54
Mar. 18	vs. NSH	0-2	2/0	20:17
Mar. 19	@ PHX	0-0	0/1	20:22
Mar. 22	vs. PHX	2-1	2/0	15:05
Mar. 24	@ NSH	0-0	2/0	21:07
Mar. 25	@ COL	0-0	3/1	13:47
Mar. 27	vs. EDM	2-1	8/0	22:34
Mar. 29	vs. COL	0-1	2/2	15:13
Mar. 31	@ EDM	0-2	1/0	19:43
Apr. 2	@ VAN	0-2	2/2	22:35
Apr. 4	@ SJ	0-4	1/2	19:42
Apr. 5	vs. SJ	0-1	1/0	20:20
Apr. 10	vs. DAL	0-0	2/1	25:09
Apr. 11	@ PHX	0-1	2/0	24:45

GIGUERE

Oct. 9	@ SJ	4-41	L	60
Oct. 12	vs. PHX	4-24	L	59
Oct. 14	@ LA	5-22	L	59
Oct. 15	vs. EDM		DNP	
Oct. 17	vs. SJ	0-38	W	60
Oct. 19	vs. CAR	2-23	L	59
Oct. 21	@ TOR	2-38	W	65
Oct. 24	@ OTT		DNP	
Oct. 25	@ MTL	4-51	W	60
Oct. 27	@ CBJ	2-32	W	60
Oct. 29	vs. DET	4-38	W	62
Oct. 31	vs. VAN	4-13	L	35
Nov. 2	vs. CGY	2-36	W	60
Nov. 4	@ LA	0-35	W	61
Nov. 5	vs. STL		DNP	
Nov. 7	vs. DAL	4-13	L	26
Nov. 9	vs. FLA	3-26	L	58
Nov. 14	vs. NSH	4-35	O	62
Nov. 16	vs. LA		DNP	
Nov. 19	vs. WSH	3-27	L	51
Nov. 21	vs. STL	3-28	O	61
Nov. 22	vs. DAL		DNP	
Nov. 24	vs. COL	1-30	W	60
Nov. 28	vs. CHI		DND	
Nov. 30	@ CAR		DNP	
Dec. 1	@ DET	1-38		40
Dec. 3	@ CHI		DNP	
Dec. 7	vs. CBJ	3-32	W	60
Dec. 10	vs. STL	2-28	W	60
Dec. 11	@ SJ		DNP	
Dec. 14	vs. MIN	2-28	W	60
Dec. 16	vs. NYR		DNP	
Dec. 19	@ EDM		DND	
Dec. 22	@ VAN		DNP	
Dec. 23	@ CGY	4-32	L	59
Dec. 27	@ DAL	4-38	O	64
Dec. 28	@ STL		DNP	
Dec. 31	vs. CBJ	4-29	L	58
Jan. 2	vs. PHI	4-32	O	65
Jan. 4	vs. PHX		DNP	
Jan. 6	vs. LA		DNP	
Jan. 8	@ LA	2-10		21
Jan. 9	vs. TB		DNP	
Jan. 11	vs. NJ	3-31	W	60
Jan. 14	vs. DET	4-33	L	59
Jan. 16	@ PIT	3-24	L	58
Jan. 17	@ MIN		DNP	
Jan. 20	@ NYR		DNP	
Jan. 21	@ NYI	2-7		15
Jan. 27	@ PHX		DNP	
Jan. 28	vs. CHI		DNP	
Jan. 31	@ COL		DNP	
Feb. 2	vs. BUF		DNP	
Feb. 4	@ MIN		DNP	
Feb. 5	@ NSH	3-33	L	59
Feb. 7	@ CGY	1-27	W	60
Feb. 11	vs. CGY	2-23	W	61
Feb. 15	vs. ATL	5-25	L	28
Feb. 18	vs. LA		DNP	
Feb. 20	@ DET	5-34	L	59
Feb. 21	@ CBJ	2-28	W	60
Feb. 24	@ BUF	2-36	W	60
Feb. 26	@ BOS	3-8	L	24
Feb. 28	@ DAL	3-33	W	60
Mar. 3	@ CHI	3-37	O	62
Mar. 6	vs. DAL	3-16	L	59
Mar. 8	vs. MIN		DNP	
Mar. 11	vs. VAN		DNP	
Mar. 15	vs. SJ		DNP	
Mar. 18	vs. NSH	3-24	W	61
Mar. 19	@ PHX		DNP	
Mar. 22	vs. PHX		DNP	
Mar. 24	@ NSH	1-32	W	65
Mar. 25	vs. COL		DNP	
Mar. 27	vs. EDM	4-7	L	23
Mar. 29	vs. COL		DNP	
Mar. 31	@ EDM		DNP	
Apr. 2	@ VAN		DNP	
Apr. 4	@ SJ		DNP	
Apr. 5	vs. SJ		DNP	
Apr. 10	vs. DAL		DNP	
Apr. 11	@ PHX	0-9	O	25

2008-09 PLAYER GAME-BY-GAME

HILLER					
Oct. 9	@ SJ	DNP			
Oct. 12	vs. PHX	DNP			
Oct. 14	@ LA	DNP			
Oct. 15	vs. EDM	3-28	L	59	
Oct. 17	vs. SJ	DNP			
Oct. 19	vs. CAR	DNP			
Oct. 21	@ TOR	DNP			
Oct. 24	@ OTT	3-30	W	60	
Oct. 25	@ MTL	DNP			
Oct. 27	@ CBJ	DNP			
Oct. 29	vs. DET	DNP			
Oct. 31	vs. VAN	2-16	O	30	
Nov. 2	vs. CGY	DNP			
Nov. 4	@ LA	DNP			
Nov. 5	vs. STL	2-32	W	60	
Nov. 7	vs. DAL	1-13		34	
Nov. 9	vs. FLA		DNP		
Nov. 14	vs. NSH		DNP		
Nov. 16	vs. LA	0-29	W	60	
Nov. 19	vs. WSH	3/6		7	
Nov. 21	vs. STL		DNP		
Nov. 22	vs. DAL	1-32	W	65	
Nov. 24	vs. COL		DNP		
Nov. 28	vs. CHI	0-26	W	60	
Nov. 30	@ CAR	1-37	W	60	
Dec. 1	@ DET	1-9	L	19	
Dec. 3	vs. CHI	3-40	L	59	
Dec. 7	vs. CBJ		DNP		
Dec. 10	vs. STL		DNP		
Dec. 11	@ SJ	2-27	L	58	
Dec. 14	vs. MIN		DNP		
Dec. 16	vs. NYR	2-28	L	59	
Dec. 19	@ EDM	2-53	W	65	
Dec. 22	@ VAN	4-26	L	59	
Dec. 23	@ CGY		DNP		
Dec. 27	@ DAL		DNP		
Dec. 28	@ STL	3-30	W	60	
Dec. 31	vs. CBJ		DNP		
Jan. 2	vs. PHI		DNP		
Jan. 4	vs. PHX	0-29	W	60	
Jan. 6	vs. LA	1-18	W	59	
Jan. 8	@ LA	2-16	L	38	
Jan. 9	vs. TB	4-19	L	59	
Jan. 11	vs. NJ		DNP		
Jan. 14	vs. DET		DNP		
Jan. 16	@ PIT		DNP		
Jan. 17	@ MIN	0-30	W	60	
Jan. 20	@ NYR	3-29	L	59	
Jan. 21	@ NYI	0/7		44	
Jan. 27	@ PHX	3-26	W	60	
Jan. 28	vs. CHI	3-27	L	58	
Jan. 31	@ COL	3-37	W	59	
Feb. 2	vs. BUF	2-23	W	60	
Feb. 4	@ MIN	2-24	L	60	
Feb. 5	@ NSH		DNP		
Feb. 7	@ CGY		DNP		
Feb. 11	vs. CGY		DNP		
Feb. 15	vs. ATL	2-17		31	
Feb. 18	vs. LA	4-26	L	59	
Feb. 20	@ DET		DNP		
Feb. 21	@ CBJ		DNP		
Feb. 24	@ BUF		DNP		
Feb. 26	@ BOS	3-19		36	
Feb. 28	@ DAL		DNP		
Mar. 3	@ CHI		DNP		
Mar. 6	vs. DAL		DNP		
Mar. 8	vs. MIN	3-25	L	58	
Mar. 11	vs. VAN	3-35	W	63	
Mar. 15	vs. SJ	1-30	L	59	
Mar. 18	vs. NSH		DNP		
Mar. 19	@ PHX	2-28	W	65	
Mar. 22	vs. PHX	2-28	W	60	
Mar. 24	@ NSH		DNP		
Mar. 25	@ COL	2-36	W	60	
Mar. 27	vs. EDM	0-12		36	
Mar. 29	vs. COL	1-27	W	60	
Mar. 31	@ EDM	3-31	W	60	
Apr. 2	@ VAN	5-30	W	65	
Apr. 4	@ SJ	2-30	W	60	
Apr. 5	vs. SJ	3-26	L	58	
Apr. 10	vs. DAL	3-45	W	65	
Apr. 11	@ PHX	4-24		40	

KOIVU (w/MTL)					
Oct. 10	@ BUF	0-0	1/0	19:03	
Oct. 11	@ TOR	0-3	3/2	12:54	
Oct. 13	@ PHI	0-1	0/1	13:58	
Oct. 15	vs. BOS	1-0	1/1	15:05	
Oct. 18	vs. PHX	1-2w	2/3	12:44	
Oct. 20	vs. FLA	1-0	4/1	16:34	
Oct. 25	vs. ANA	1-0	2/1	18:50	
Oct. 28	vs. CAR	0-0	2/1	21:04	
Oct. 30	@ MIN	0-0	2/1	15:47	
Nov. 1	@ NYI	0-1	6/0	18:51	
Nov. 7	@ CBJ	0-0	3/1	19:19	
Nov. 8	@ TOR	1-0	1/1	19:04	
Nov. 11	vs. OTT	0-1	5/2	17:51	
Nov. 13	@ BOS	1-0	3/0	17:04	
Nov. 15	vs. PHI	0-1	5/0	15:03	
Nov. 16	@ STL	0-0	2/0	22:07	
Nov. 18	@ CAR	0-1	0/0	19:25	
Nov. 20	@ OTT	1-0	2/0	18:21	
Nov. 22	vs. BOS	0-0	2/1	19:43	
Nov. 24	vs. NYI	0-0	2/0	21:53	
Nov. 26	@ DET	0-1	1/1	15:45	
Nov. 28	@ WSH	0-0	2/1	16:15	
Nov. 29	vs. BUF	0-1	2/1	19:12	
Dec. 2	vs. ATL	0-2	4/0	15:28	
Dec. 4	vs. NYR	0-0	1/2	15:52	
Dec. 6	vs. NJ	0-1	2/0	17:14	
Dec. 9	vs. CGY	0-0	1/1	18:52	
Dec. 11	vs. TB	0-0	0/1	8:24	
Dec. 13	vs. WSH		INJ		
Dec. 16	@ CAR		INJ		
Dec. 18	vs. PHI		INJ		
Dec. 20	vs. BUF		INJ		
Dec. 21	vs. CAR		INJ		
Dec. 27	@ PIT		INJ		
Dec. 29	@ FLA		INJ		
Dec. 30	@ TB		INJ		
Jan. 2	@ NJ		INJ		
Jan. 4	vs. FLA		INJ		
Jan. 7	@ NYR		INJ		
Jan. 8	vs. TOR		INJ		
Jan. 10	vs. WSH		INJ		
Jan. 13	@ BOS		INJ		
Jan. 15	vs. NSH		INJ		
Jan. 17	@ OTT		INJ		
Jan. 20	@ ATL		INJ		
Jan. 21	@ NJ	0-1	2/1	22:44	
Jan. 27	@ TB	0-1	0/1	22:37	
Jan. 29	@ FLA	0-0	1/0	23:31	
Jan. 31	vs. LA	0-0	1/0	23:56	
Feb. 1	vs. BOS	0-0	2/1	21:32	
Feb. 3	vs. PIT	0-0	2/0	19:24	
Feb. 6	@ BUF	0-0	3/2	23:29	
Feb. 7	vs. TOR	0-0	0/1	19:23	
Feb. 9	@ CGY	0-0	3/2	20:37	
Feb. 11	@ EDM	0-0	0/1	20:42	
Feb. 13	@ COL	0-1	0/2	24:47	
Feb. 15	@ VAN	0-0	0/1	17:47	
Feb. 18	@ WSH	0-0	0/1	19:47	
Feb. 19	@ PIT	0-0	1/2	17:15	
Feb. 21	vs. OTT	0-0	0/0	21:21	
Feb. 24	vs. VAN	0-0	0/0	19:13	
Feb. 27	@ PHI	0-0	0/0	21:40	
Feb. 28	vs. SJ	0-0	0/1	23:43	
Mar. 4	@ BUF	0-0	0/1	19:04	
Mar. 6	@ ATL	0-0	1/0	20:00	
Mar. 8	@ DAL	0-0	0/1	20:09	
Mar. 10	vs. EDM	0-0	0/1	21:24	
Mar. 12	vs. NYI	0-0	1/1	18:28	
Mar. 14	vs. NJ	0-0	0/1	18:53	
Mar. 17	vs. NYR	0-0	0/0	18:09	
Mar. 19	@ OTT	0-1	0/1	16:37	
Mar. 21	vs. TOR	0-0	2/0	16:42	
Mar. 24	vs. ATL	0-0	0/1	21:29	
Mar. 26	vs. TB	0-0	0/0	21:18	
Mar. 28	vs. BUF	0-0	3/0	18:37	
Mar. 31	vs. CHI	0-0	0/0	21:39	
Apr. 2	@ NYI	1-0	2/0	20:15	
Apr. 4	@ TOR	0-0	1/1	20:01	
Apr. 6	vs. OTT	0-1	0/0	26:21	
Apr. 7	@ NYR	0-0	2/2	19:32	
Apr. 9	@ BOS	0-0	0/1	22:05	
Apr. 11	vs. PIT	0-1	1/0	17:51	

LUPUL (w/PHI)					
Oct. 11	vs. NYR	0-0	4/1	16:17	
Oct. 13	vs. MTL	0-0	4/0	15:42	
Oct. 14	@ PIT	0-0	2/1	18:57	
Oct. 16	@ COL	0-0	0/1	16:07	
Oct. 18	@ SJ	0-0	0/0	17:39	
Oct. 22	vs. SJ	2-0	3/1	21:51	
Oct. 24	@ NJ	1-1	3/1	15:18	
Oct. 25	vs. NJ	0-0	1/1	16:20	
Oct. 28	@ ATL	2-0w	5/1	13:59	
Oct. 30	vs. NYI	0-0	1/1	13:44	
Nov. 2	vs. EDM	0-0	0/1	16:14	
Nov. 6	@ OTT	0-0	1/1	16:20	
Nov. 8	vs. TB	0-0	1/1	11:43	
Nov. 11	@ NYI	0-0	2/0	13:53	
Nov. 13	@ PIT	1-0	4/2	16:45	
Nov. 15	@ MTL	0-0	1/0	12:53	
Nov. 16	vs. ATL	1-0w	1/0	12:56	
Nov. 21	@ BUF	0-0	1/0	13:35	
Nov. 22	vs. PHX	0-0	1/1	12:10	
Nov. 24	vs. DAL	0-1	0/1	13:41	
Nov. 26	@ CAR	0-0	2/0	14:39	
Nov. 28	vs. CAR	1-1	2/0	15:11	
Nov. 29	@ TOR	0-0	1/1	12:01	
Dec. 2	vs. TB	0-2	6/0	17:17	
Dec. 4	vs. NJ	0-0	3/1	16:52	
Dec. 6	@ CAR	0-0	3/0	12:14	
Dec. 9	vs. NYI	0-0	2/1	18:53	
Dec. 11	vs. CAR	0-1	1/1	17:45	
Dec. 13	vs. PIT	1-1	4/1	16:57	
Dec. 16	vs. COL	1-0w	4/1	16:09	
Dec. 18	@ MTL	0-0	1/0	14:58	
Dec. 20	vs. WSH	1-3	2/4	16:51	
Dec. 21	@ NJ	1-1	6/0	18:28	
Dec. 23	vs. OTT	1-0	4/0	19:35	
Dec. 26	@ CHI	0-0	0/1	12:52	
Dec. 27	@ CBJ	0-0	1/0	14:24	
Dec. 30	@ VAN	0-1	6/1	17:13	
Jan. 2	@ ANA	0-0	3/1	19:50	
Jan. 3	@ LA		INJ		
Jan. 6	@ WSH		INJ		
Jan. 8	vs. MIN		INJ		
Jan. 10	vs. TOR	0-0	1/0	14:43	
Jan. 13	vs. PIT	1-0	2/0	18:23	
Jan. 15	@ TB	1-0	2/0	16:26	
Jan. 16	@ FLA	0-0	3/1	16:06	
Jan. 21	vs. ATL	1-1	2/1	14:50	
Jan. 27	@ FLA	0-0	3/1	14:57	
Jan. 30	@ TB	0-1	4/2	14:26	
Jan. 31	@ STL	0-0	3/1	13:43	
Feb. 4	vs. BOS	0-1	2/1	14:46	
Feb. 7	@ BOS	0-1	3/1	17:57	
Feb. 8	@ ATL	1-0	3/2	18:17	
Feb. 12	vs. OTT	0-0	3/3	18:18	
Feb. 14	vs. NYI	0-1	1/0	13:31	
Feb. 15	@ NYR	0-0	1/0	12:12	
Feb. 19	vs. BUF	0-0	4/0	16:26	
Feb. 21	vs. PIT	1-0	3/0	15:28	
Feb. 24	@ WSH	0-2	7/2	15:09	
Feb. 25	vs. LA	1-0	2/0	12:40	
Feb. 27	vs. MTL	1-0	2/0	13:29	
Mar. 1	@ NJ	0-0	4/1	13:38	
Mar. 3	@ BOS	0-0	0/0	15:25	
Mar. 5	vs. CGY	0-0	2/0	20:39	
Mar. 7	vs. NSH	2-0w	4/2	17:19	
Mar. 10	vs. BUF	0-2	2/2	19:15	
Mar. 12	vs. WSH	0-0	0/0	14:52	
Mar. 14	vs. NYR	0-1	2/1	13:34	
Mar. 15	@ NYR	0-0	4/0	14:41	
Mar. 17	@ DET	1-0	2/1	15:29	
Mar. 20	@ BUF	0-0	0/1	15:21	
Mar. 22	@ PIT	0-0	2/0	14:47	
Mar. 23	vs. NJ	0-0	1/0	14:33	
Mar. 26	vs. FLA	0-0	4/0	16:29	
Mar. 28	@ NYI	2-0	4/1	21:02	
Mar. 29	vs. BOS	0-0	4/2	13:35	
Apr. 1	@ TOR	0-1	3/0	13:55	
Apr. 3	vs. TOR	0-1	2/2	13:56	
Apr. 4	@ OTT	0-0	3/1	17:57	
Apr. 7	vs. FLA	1-0	1/2	17:21	
Apr. 9	@ NYR	0-0	5/0	15:30	
Apr. 11	@ NYI	1-0	4/1	14:05	
Apr. 12	vs. NYR	0-0	4/1	15:43	

2008-09 PLAYER GAME-BY-GAME

MARCHANT

Oct. 9	@ SJ	0-0	0/0	15:00
Oct. 12	vs. PHX	0-0	2/-1	16:58
Oct. 14	@ LA	1-0	1/1	13:18
Oct. 15	vs. EDM	0-1	1/1	7:06
Oct. 17	vs. SJ	0-0	2/1	16:07
Oct. 19	vs. CAR	0-0	1/0	12:36
Oct. 21	@ TOR	0-0	0/0	20:16
Oct. 24	@ OTT	1-0	3/1	19:53
Oct. 25	@ MTL	0-0	2/-1	15:58
Oct. 27	@ CBJ	0-0	0/-1	12:19
Oct. 29	vs. DET	0-0	0/0	18:25
Oct. 31	vs. VAN	0-0	0/1	17:30
Nov. 2	vs. CGY	0-0	2/-1	14:16
Nov. 4	@ LA	0-0	2/0	17:16
Nov. 5	vs. STL	0-0	0/0	11:57
Nov. 7	vs. DAL	0-0	1/-1	14:36
Nov. 9	vs. FLA	0-0	1/0	9:58
Nov. 14	vs. NSH	0-1	1/1	16:25
Nov. 16	vs. LA	0-0	3/0	19:38
Nov. 19	vs. WSH	0-1	3/1	11:49
Nov. 21	vs. STL	0-0	1/0	10:50
Nov. 22	vs. DAL	0-0	1/0	15:33
Nov. 24	vs. COL	-1	2/0	13:29
Nov. 28	vs. CHI	0-0	0/0	6:17
Nov. 30	@ CAR	0-0	0/0	11:41
Dec. 1	@ DET	0-0	0/1	12:11
Dec. 3	@ CHI	0-0	4/0	13:14
Dec. 7	vs. CBJ	0-0	0/-1	14:32
Dec. 10	vs. STL	0-1	2/1	11:30
Dec. 11	@ SJ	0-0	1/0	10:38
Dec. 14	vs. MIN	0-1	1/0	13:23
Dec. 16	vs. NYR	0-0	3/0	14:08
Dec. 19	@ EDM	0-0	2/1	13:07
Dec. 22	@ VAN	0-0	0/-1	14:27
Dec. 23	@ CGY	0-0	1/0	10:36
Dec. 27	@ DAL	0-0	0/-1	10:01
Dec. 28	@ STL	0-0	0/0	9:56
Dec. 31	vs. CBJ	0-0	0/0	9:54
Jan. 2	vs. PHI	0-0	1/-1	11:50
Jan. 4	vs. PHX	0-0	1/0	9:52
Jan. 6	vs. LA	0-0	1/0	11:04
Jan. 8	@ LA	0-0	0/-1	8:23
Jan. 9	vs. TB	INJ		
Jan. 11	vs. NJ	INJ		
Jan. 14	vs. DET	INJ		
Jan. 16	@ PIT	INJ		
Jan. 17	@ MIN	INJ		
Jan. 20	@ NYR	INJ		
Jan. 21	@ NYI	INJ		
Jan. 27	@ PHX	INJ		
Jan. 28	vs. CHI	INJ		
Jan. 31	@ COL	INJ		
Feb. 2	vs. BUF	0-0	1/1	11:12
Feb. 4	@ MIN	0-0	2/0	7:35
Feb. 5	@ NSH	0-0	1/0	17:41
Feb. 7	@ CGY	0-0	0/0	17:16
Feb. 11	vs. CGY	0-1	1/0	17:51
Feb. 15	vs. ATL	0-0	5/-2	16:29
Feb. 18	vs. LA	0-0	1/-1	15:29
Feb. 20	@ DET	0-0	0/-1	11:26
Feb. 21	@ CBJ	0-0	1/0	15:19
Feb. 24	@ BUF	1-1	2/2	16:15
Feb. 26	@ BOS	0-0	4/-1	15:30
Feb. 28	@ DAL	0-0	0/0	15:15
Mar. 3	@ CHI	0-0	2/0	13:43
Mar. 6	vs. DAL	0-0	4/-1	14:06
Mar. 8	vs. MIN	1-0	2/1	17:49
Mar. 11	vs. VAN	0-1	3/0	16:32
Mar. 15	vs. SJ	0-0	1/0	16:32
Mar. 18	vs. NSH	0-0	2/0	14:55
Mar. 19	@ PHX	0-2	2/2	20:11
Mar. 22	vs. PHX	0-0	3/0	20:00
Mar. 24	@ NSH	0-0	1/0	20:49
Mar. 25	@ COL	0-0	2/1	17:36
Mar. 27	vs. EDM	0-0	4/0	17:12
Mar. 29	vs. COL	0-0	2/0	15:17
Mar. 31	@ EDM	0-1	1/1	16:57
Apr. 2	@ VAN	0-0	2/-2	17:53
Apr. 4	@ SJ	0-0	0/0	19:11
Apr. 5	vs. SJ	0-1	1/1	15:27
Apr. 10	vs. DAL	1-0	2/1	18:58
Apr. 11	@ PHX	0-0	3/0	17:58

S. NIEDERMAYER

Oct. 9	@ SJ	0-0	1/-1	25:42
Oct. 12	vs. PHX	0-0	2/0	24:53
Oct. 14	@ LA	0-0	1/-1	24:50
Oct. 15	vs. EDM	0-1	4/0	25:32
Oct. 17	vs. SJ	0-1	4/2	23:49
Oct. 19	vs. CAR	0-0	0/0	26:57
Oct. 21	@ TOR	0-0	0/-1	17:55
Oct. 24	@ OTT	0-0	0/1	26:13
Oct. 25	@ MTL	0-2	2/0	27:40
Oct. 27	@ CBJ	0-0	3/-2	26:05
Oct. 29	vs. DET	0-2	1/0	27:56
Oct. 31	vs. VAN	1-1	4/0	31:05
Nov. 2	vs. CGY	0-0	1/1	27:07
Nov. 4	@ LA	0-0	2/1	26:22
Nov. 5	vs. STL	0-1	0/1	23:48
Nov. 7	vs. DAL	1-0	3/-2	24:19
Nov. 9	vs. FLA	0-0	2/-1	25:44
Nov. 14	vs. NSH	0-0	3/-2	26:09
Nov. 16	vs. LA	0-0	2/1	24:03
Nov. 19	vs. WSH	0-0	3/0	28:30
Nov. 21	vs. STL	1-0	1/0	29:06
Nov. 22	vs. DAL	0-0	3/0	30:13
Nov. 24	vs. COL	0-1	3/0	25:33
Nov. 28	vs. CHI	0-0	2/0	24:17
Nov. 30	@ CAR	0-1	1/2	26:09
Dec. 1	@ DET	0-0	1/-1	26:45
Dec. 3	@ CHI	0-1	3/-1	26:38
Dec. 7	vs. CBJ	0-0	3/0	26:57
Dec. 10	vs. STL	0-0	0/0	25:20
Dec. 11	@ SJ	0-0	5/0	25:36
Dec. 14	vs. MIN	0-0	2/-1	25:54
Dec. 16	vs. NYR	0-0	1/-1	27:33
Dec. 19	@ EDM	0-1	4/1	30:52
Dec. 22	@ VAN	1-1	5/-1	31:56
Dec. 23	@ CGY	0-0	3/1	26:49
Dec. 27	@ DAL	0-0	0/-1	29:00
Dec. 28	@ STL	1-1	2/1	30:05
Dec. 31	vs. CBJ	0-0	2/-1	29:24
Jan. 2	vs. PHI	0-1	1/2	32:16
Jan. 4	vs. PHX	0-2	0/0	25:17
Jan. 6	vs. LA	0-2	3/1	27:00
Jan. 8	@ LA	0-0	5/-1	29:56
Jan. 9	vs. TB	0-0	1/-1	26:43
Jan. 11	vs. NJ	0-1	4/2	24:52
Jan. 14	vs. DET	0-1	1/-1	29:51
Jan. 16	@ PIT	0-1	3/-2	28:54
Jan. 17	@ MIN	0-0	1/1	27:18
Jan. 20	@ NYR	0-1	3/0	29:00
Jan. 21	@ NYI	0-1	6/0	26:31
Jan. 27	@ PHX	0-2	4/1	23:01
Jan. 28	vs. CHI	0-2	1/0	28:58
Jan. 31	@ COL	1-2	3/1	31:14
Feb. 2	vs. BUF	0-0	2/-1	28:27
Feb. 4	@ MIN	0-0	2/-2	24:41
Feb. 5	@ NSH	0-0	2/1	27:19
Feb. 7	@ CGY	0-0	3/0	28:46
Feb. 11	vs. CGY	2-0w	4/-1	29:05
Feb. 15	vs. ATL	0-0	3/-4	24:59
Feb. 18	vs. LA	0-1	3/-2	26:53
Feb. 20	@ DET	0-0	0/-1	25:49
Feb. 21	@ CBJ	0-2	1/1	26:33
Feb. 24	@ BUF	0-1	1/2	28:02
Feb. 26	@ BOS	0-0	6/-4	22:39
Feb. 28	@ DAL	1-0	1/0	25:58
Mar. 3	@ CHI	0-0	0/-1	24:56
Mar. 6	vs. DAL	0-0	1/-2	28:00
Mar. 8	vs. MIN	1-0	2/0	30:02
Mar. 11	vs. VAN	1-0w	5/0	30:17
Mar. 15	vs. SJ	0-0	3/0	24:37
Mar. 18	vs. NSH	0-1	2/0	23:30
Mar. 19	@ PHX	0-0	3/-2	30:29
Mar. 22	vs. PHX	1-2	4/0	25:28
Mar. 24	@ NSH	0-0	1/1	29:50
Mar. 25	@ COL	0-0	1/1	19:02
Mar. 27	vs. EDM	0-0	4/0	30:03
Mar. 29	vs. COL	0-0	0/1	20:51
Mar. 31	@ EDM	1-2	1/-1	26:33
Apr. 2	@ VAN	0-2	2/0	27:44
Apr. 4	@ SJ	0-0	2/2	25:31
Apr. 5	vs. SJ	0-1	0/1	23:15
Apr. 10	vs. DAL	1-1	1/2	28:31
Apr. 11	@ PHX	0-2	2/0	25:00

NOKELAINEN (w/BOS)

Oct. 9	@ COL			DND
Oct. 11	@ MIN	0-0	0/0	8:36
Oct. 15	vs. EDM			DND
Oct. 18	@ OTT	0-0	1/0	9:58
Oct. 20	vs. PIT	0-0	1/-1	12:33
Oct. 21	@ BUF	0-0	1/-1	8:04
Oct. 23	vs. TOR			DND
Oct. 25	vs. ATL	0-0	3/1	10:32
Oct. 27	@ EDM	0-0	2/0	9:45
Oct. 28	@ VAN	0-0	1/0	11:50
Oct. 30	@ CGY	0-0	1/0	12:02
Nov. 1	vs. DAL	0-0	3/-1	10:05
Nov. 6	vs. TOR	0-0	0/0	9:51
Nov. 8	vs. BUF			DND
Nov. 12	@ CHI			DND
Nov. 13	vs. MTL			DND
Nov. 15	@ NYR			DND
Nov. 17	@ TOR			DND
Nov. 19	vs. BUF	0-0	0/0	10:32
Nov. 21	vs. FLA	0-0	1/0	12:00
Nov. 22	@ MTL	0-0	0/0	9:07
Nov. 26	@ BUF	0-0	0/0	9:27
Nov. 28	vs. NYI	0-0	0/0	13:19
Nov. 29	vs. DET	0-0	1/0	10:21
Dec. 4	@ TB	0-0	4/0	9:19
Dec. 6	@ FLA	0-0	2/0	13:10
Dec. 8	vs. TB	0-0	2/0	9:51
Dec. 10	@ WSH	0-0	0/0	10:02
Dec. 12	@ ATL	0-1	1/1	3:49
Dec. 13	vs. ATL			INJ
Dec. 18	vs. TOR			INJ
Dec. 20	vs. CAR			INJ
Dec. 21	@ STL			INJ
Dec. 23	@ NJ			INJ
Dec. 27	@ CAR			INJ
Dec. 28	@ PIT			INJ
Dec. 30	@ ATL			INJ
Jan. 1	vs. PIT			INJ
Jan. 3	vs. BUF			INJ
Jan. 6	vs. MIN	0-0	0/0	7:14
Jan. 8	vs. OTT	0-0	0/-1	12:24
Jan. 10	vs. CAR	0-0	0/-1	9:57
Jan. 13	vs. MTL	0-0	1/0	7:28
Jan. 15	@ NYI	0-0	1/0	10:10
Jan. 17	@ WSH	0-0	0/0	9:00
Jan. 19	vs. STL	0-0	2/0	10:26
Jan. 21	@ TOR	0-0	1/-0	8:40
Jan. 27	vs. WSH	0-0	0/0	8:07
Jan. 29	vs. NJ			DND
Jan. 31	vs. NYR			DND
Feb. 1	@ MTL			DND
Feb. 4	@ PHI			DND
Feb. 5	@ OTT	0-0	1/0	10:59
Feb. 7	vs. PHI	0-1	2/1	7:51
Feb. 10	vs. SJ	0-1	2/1	2:39
Feb. 13	@ NJ			INJ
Feb. 14	@ NSH			INJ
Feb. 17	@ CAR			INJ
Feb. 21	@ FLA			INJ
Feb. 22	@ TB			INJ
Feb. 24	vs. ATL			INJ
Feb. 26	vs. ANA			INJ
Feb. 28	vs. WSH			INJ
Mar. 3	vs. PHI			INJ
Mar. 4	Traded to Anaheim			
Mar. 6	vs. DAL	0-0	1/0	9:45
Mar. 8	vs. MIN	0-0	0/0	12:54
Mar. 11	vs. VAN	1-0	4/1	16:10
Mar. 15	vs. SJ	0-0	0/0	12:52
Mar. 18	vs. NSH	0-0	2/0	17:03
Mar. 19	@ PHX	1-0	2/0	18:02
Mar. 22	vs. PHX	0-0	1/0	19:10
Mar. 24	@ NSH	0-0	1/0	19:28
Mar. 25	@ COL	1-1	5/2	16:56
Mar. 27	vs. EDM	0-0	3/0	16:08
Mar. 29	vs. COL	0-0	1/0	14:57
Mar. 31	@ EDM	0-0	2/1	16:17
Apr. 2	@ VAN	0-0	0/-3	11:48
Apr. 4	@ SJ	0-0	1/0	11:57
Apr. 5	vs. SJ	1-0	2/1	10:09
Apr. 10	vs. DAL	0-1	1/1	11:42
Apr. 11	@ PHX	0-0	0/0	8:23

2008-09 PLAYER GAME-BY-GAME

PARROS

Oct. 9	@ SJ	0-0	1/0	9:23
Oct. 12	vs. PHX	1-0	1/1	4:13
Oct. 14	@ LA	0-0	0/1	7:31
Oct. 15	vs. EDM	0-0	2/1	7:27
Oct. 17	vs. SJ	0-0	0/0	9:38
Oct. 19	vs. CAR	0-0	0/0	3:12
Oct. 21	@ TOR	1-0	2/1	5:27
Oct. 24	@ OTT	0-0	0/0	3:04
Oct. 25	@ MTL	0-1	1/1	6:38
Oct. 27	@ CBJ	0-0	1/0	4:50
Oct. 29	vs. DET	DND		
Oct. 31	vs. VAN	0-0	0/0	2:12
Nov. 2	vs. CGY	INJ		
Nov. 4	@ LA	INJ		
Nov. 5	vs. STL	DND		
Nov. 7	vs. DAL	0-0	3.0	7:41
Nov. 9	vs. FLA	0-0	0/0	6:11
Nov. 14	vs. NSH	0-0	0/0	5:54
Nov. 16	vs. LA	0-0	0/0	5:01
Nov. 19	vs. WSH	0-1	0/1	4:49
Nov. 21	vs. STL	0-0	1/0	6:57
Nov. 22	vs. DAL	0-0	0/0	4:15
Nov. 24	vs. COL	0-0	0/0	9:21
Nov. 28	vs. CHI	0-0	0/0	4:16
Nov. 30	@ CAR	0-0	1/1	8:57
Dec. 1	@ DET	0-0	0/0	6:00
Dec. 3	@ CHI	0-0	0/0	4:04
Dec. 7	vs. CBJ	0-2	0/1	6:59
Dec. 10	vs. STL	1-0	1/1	6:41
Dec. 11	@ SJ	0-0	0/0	7:24
Dec. 14	vs. MIN	0-1	0/1	7:23
Dec. 16	vs. NYR	0-0	1/0	6:24
Dec. 19	@ EDM	0-0	0/1	4:33
Dec. 22	@ VAN	0-0	0/0	6:42
Dec. 23	@ CGY	0-0	1/0	6:54
Dec. 27	@ DAL	0-0	0/0	6:42
Dec. 28	@ STL	0-0	0/0	5:18
Dec. 31	vs. CBJ	0-0	0/0	7:16
Jan. 2	vs. PHI	0-0	1/1	5:04
Jan. 4	vs. PHX	0-0	1/0	8:01
Jan. 6	vs. LA	0-0	1/0	8:14
Jan. 8	@ LA	0-0	1/1	9:29
Jan. 9	vs. TB	0-0	1/0	8:38
Jan. 11	vs. NJ	0-0	0/1	8:33
Jan. 14	vs. DET	0-0	0/0	3:47
Jan. 16	@ PIT	0-0	0/0	3:55
Jan. 17	@ MIN	DND		
Jan. 20	@ NYR	0-0	1/1	7:06
Jan. 21	@ NYI	DND		
Jan. 27	@ PHX	0-0	0/0	7:20
Jan. 28	vs. CHI	0-0	3/0	4:53
Jan. 31	@ COL	1-0	1/0	5:30
Feb. 2	vs. BUF	0-0	1/0	6:12
Feb. 4	@ MIN	0-0	2/0	4:37
Feb. 5	@ NSH	DND		
Feb. 7	@ CGY	0-0	0/0	5:00
Feb. 11	vs. CGY	0-0	2/0	3:52
Feb. 15	vs. ATL	0-0	1/1	5:35
Feb. 18	vs. LA	0-0	0/0	4:57
Feb. 20	@ DET	DND		
Feb. 21	@ CBJ	0-0	0/0	2:38
Feb. 24	@ BUF	0-0	1/0	6:21
Feb. 26	@ BOS	0-0	1/1	9:13
Feb. 28	@ DAL	0-0	1/0	7:08
Mar. 3	@ CHI	0-0	0/0	7:17
Mar. 6	vs. DAL	0-0	2/0	4:56
Mar. 8	vs. MIN	0-0	2/0	8:04
Mar. 11	vs. VAN	0-0	1/0	5:02
Mar. 15	vs. SJ	0-0	1/0	7:05
Mar. 18	vs. NSH	0-0	0/0	10:05
Mar. 19	@ PHX	0-0	1/1	3:32
Mar. 22	vs. PHX	1-0	1/1	7:52
Mar. 24	@ NSH	0-0	0/0	7:37
Mar. 25	@ COL	0-0	1/1	11:25
Mar. 27	vs. EDM	0-0	1/1	1:52
Mar. 29	vs. COL	0-0	0/0	11:00
Mar. 31	@ EDM	0-0	0/0	8:23
Apr. 2	@ VAN	0-0	0/1	3:20
Apr. 4	@ SJ	0-0	1/1	7:31
Apr. 5	vs. SJ	0-0	0/0	4:38
Apr. 10	vs. DAL	0-0	1/0	3:55
Apr. 11	@ PHX	0-0	0/1	4:13

PERRY

Oct. 9	@ SJ	0-0	1/0	12:36
Oct. 12	vs. PHX	0-1	4/0	19:16
Oct. 14	@ LA	0-0	4/2	16:17
Oct. 15	vs. EDM	0-0	4/1	16:39
Oct. 17	vs. SJ	0-0	3/1	15:41
Oct. 19	vs. CAR	0-0	3/2	16:45
Oct. 21	@ TOR	0-1	4/0	17:40
Oct. 24	@ OTT	0-1	0/0	13:13
Oct. 25	@ MTL	1-2	4/2	17:06
Oct. 27	@ CBJ	1-1	5/2	18:01
Oct. 29	vs. DET	0-1	4/0	18:35
Oct. 31	vs. VAN	1-4	5/0	20:39
Nov. 2	vs. CGY	0-1	3/2	16:42
Nov. 4	@ LA	0-0	3/0	21:10
Nov. 5	vs. STL	1-lw	7/3	17:55
Nov. 7	vs. DAL	0-0	2/0	19:23
Nov. 9	vs. FLA	1-0	8/1	21:50
Nov. 14	vs. NSH	0-1	3/2	19:42
Nov. 16	vs. LA	1-0w	4/1	17:53
Nov. 19	vs. WSH	0-3	1/0	18:51
Nov. 21	vs. STL	0-0	2/0	21:05
Nov. 22	vs. DAL	1-0	4/1	18:15
Nov. 24	vs. COL	0-1	1/0	16:48
Nov. 28	vs. CHI	0-1	3/1	19:40
Nov. 30	@ CAR	0-0	3/0	15:51
Dec. 1	@ DET	0-0	1/1	20:24
Dec. 3	@ CHI	0-0	7/1	22:25
Dec. 7	vs. CBJ	0-1	2/1	18:06
Dec. 10	vs. STL	0-0	2/1	15:25
Dec. 11	@ SJ	0-0	6/0	20:07
Dec. 14	vs. MIN	1-0	6/2	18:36
Dec. 16	vs. NYR	0-0	2/2	16:45
Dec. 19	@ EDM	1-0	4/0	21:58
Dec. 22	@ VAN	0-2	1/1	15:59
Dec. 23	@ CGY	0-1	2/1	22:39
Dec. 27	@ DAL	0-0	2/0	18:21
Dec. 28	@ STL	0-0	1/0	18:43
Dec. 31	vs. CBJ	0-0	7/1	18:47
Jan. 2	vs. PHI	1-1	5/0	19:55
Jan. 4	vs. PHX	SUS		
Jan. 6	vs. LA	SUS		
Jan. 8	@ LA	SUS		
Jan. 9	vs. TB	SUS		
Jan. 11	vs. NJ	0-2	6/2	17:53
Jan. 14	vs. DET	1-1	4/1	18:11
Jan. 16	@ PIT	0-0	4/2	21:12
Jan. 17	@ MIN	2-0w	3/1	13:55
Jan. 20	@ NYR	1-0	5/1	15:02
Jan. 21	@ NYI	0-1	6/1	23:53
Jan. 27	@ PHX	2-0	4/3	17:58
Jan. 28	vs. CHI	0-0	5/1	20:23
Jan. 31	@ COL	0-0	4/1	20:27
Feb. 2	vs. BUF	1-0w	5/0	16:42
Feb. 4	@ MIN	0-0	5/0	23:51
Feb. 5	@ NSH	2-0	2/0	16:19
Feb. 7	@ CGY	1-0w	2/1	17:15
Feb. 11	vs. CGY	0-1	5/0	21:45
Feb. 15	vs. ATL	0-0	4/1	19:11
Feb. 18	vs. LA	0-1	4/1	21:27
Feb. 20	@ DET	0-0	5/0	19:35
Feb. 21	@ CBJ	1-2w	2/2	17:26
Feb. 24	@ BUF	0-0	1/0	21:26
Feb. 26	@ BOS	0-0	6/2	20:43
Feb. 28	@ DAL	1-0	3/1	19:33
Mar. 3	@ CHI	0-1	2/1	20:05
Mar. 6	vs. DAL	0-1	7/2	21:29
Mar. 8	vs. MIN	0-1	9/1	16:53
Mar. 11	vs. VAN	0-0	1/1	18:21
Mar. 15	vs. SJ	0-0	6/1	18:38
Mar. 18	vs. NSH	1-0	4/0	17:00
Mar. 19	@ PHX	0-0	0/0	17:58
Mar. 22	vs. PHX	1-0w	4/1	14:49
Mar. 24	@ NSH	0-0	1/0	17:50
Mar. 25	@ COL	2-0w	3/1	14:22
Mar. 27	vs. EDM	1-1	5/0	18:38
Mar. 29	vs. COL	1-1	3/2	14:46
Mar. 31	@ EDM	0-0	3/0	17:20
Apr. 2	@ VAN	1-1	4/3	21:12
Apr. 4	@ SJ	1-1	3/1	17:00
Apr. 5	vs. SJ	1-0	3/0	18:52
Apr. 10	vs. DAL	0-1	4/1	23:32
Apr. 11	@ PHX	1-0	3/0	21:30

RYAN

Oct. 9	@ SJ			MIN
Oct. 12	vs. PHX			MIN
Oct. 14	@ LA			MIN
Oct. 15	vs. EDM			MIN
Oct. 17	vs. SJ			MIN
Oct. 19	vs. CAR			MIN
Oct. 21	@ TOR			MIN
Oct. 24	@ OTT			MIN
Oct. 25	@ MTL			MIN
Oct. 27	@ CBJ			MIN
Oct. 29	vs. DET			MIN
Oct. 31	vs. VAN			MIN
Nov. 2	vs. CGY			MIN
Nov. 4	@ LA			MIN
Nov. 5	vs. STL			MIN
Nov. 7	vs. DAL			MIN
Nov. 9	vs. FLA			MIN
Nov. 14	vs. NSH			MIN
Nov. 16	vs. LA	0-0	2/1	16:44
Nov. 19	vs. WSH	2-1	5/2	16:16
Nov. 21	vs. STL	0-1	1/1	14:54
Nov. 22	vs. DAL	0-0	2/0	16:36
Nov. 24	vs. COL	0-0	3/1	14:06
Nov. 28	vs. CHI	0-1	1/1	15:08
Nov. 30	@ CAR	0-1	0/2	12:40
Dec. 1	@ DET	0-0	4/2	12:27
Dec. 3	@ CHI	0-0	1/0	8:25
Dec. 7	vs. CBJ	1-1w	3/1	12:13
Dec. 10	vs. STL	0-1	4/1	10:39
Dec. 11	@ SJ	0-0	1/0	15:07
Dec. 14	vs. MIN	1-0	2/1	13:50
Dec. 16	vs. NYR	0-0	1/0	9:22
Dec. 19	@ EDM	0-1	1/0	11:47
Dec. 22	@ VAN	1-2	1/1	15:08
Dec. 23	@ CGY	0-1	1/1	10:34
Dec. 27	@ DAL	0-1	2/1	14:14
Dec. 28	@ STL	1-1w	5/1	17:59
Dec. 31	vs. CBJ	0-0	5/0	18:16
Jan. 2	vs. PHI	0-1	3/0	12:24
Jan. 4	vs. PHX	1-1	5/0	18:26
Jan. 6	vs. LA	1-0	6/0	18:30
Jan. 8	@ LA	3-0	6/1	23:46
Jan. 9	vs. TB	0-0	3/2	17:15
Jan. 11	vs. NJ	1-0	2/1	15:26
Jan. 14	vs. DET	0-0	3/0	19:38
Jan. 16	@ PIT	0-1	0/0	16:19
Jan. 17	@ MIN	1-0	3/1	13:18
Jan. 20	@ NYR	1-0	2/1	14:00
Jan. 21	@ NYI	1-0	4/0	15:32
Jan. 27	@ PHX	1-1	4/1	16:13
Jan. 28	vs. CHI	1-0	1/1	13:54
Jan. 31	@ COL	0-1	2/0	11:39
Feb. 2	vs. BUF	0-0	0/0	13:13
Feb. 4	@ MIN	0-0	0/1	15:35
Feb. 5	@ NSH	0-0	2/2	13:21
Feb. 7	@ CGY	1-0	3/1	16:10
Feb. 11	vs. CGY	0-0	3/1	15:08
Feb. 15	vs. ATL	1-1	5/1	17:44
Feb. 18	vs. LA	0-0	4/1	13:44
Feb. 20	@ DET	1-0	2/0	12:11
Feb. 21	@ CBJ	1-0	2/2	11:58
Feb. 24	@ BUF	0-0	0/1	12:08
Feb. 26	@ BOS	0-0	4/1	18:13
Feb. 28	@ DAL	0-2	3/2	16:12
Mar. 3	@ CHI	1-0	3/0	15:45
Mar. 6	vs. DAL	1-0	1/0	18:53
Mar. 8	vs. MIN	0-0	4/1	17:40
Mar. 11	vs. VAN	0-0	3/2	15:13
Mar. 15	vs. SJ	0-0	3/0	17:14
Mar. 18	vs. NSH	1-1	5/0	19:16
Mar. 19	@ PHX	0-0	2/0	20:17
Mar. 22	vs. PHX	0-1	1/1	17:35
Mar. 24	@ NSH	0-0	2/0	18:41
Mar. 25	@ COL	0-0	2/0	13:13
Mar. 27	vs. EDM	0-2	2/0	18:49
Mar. 29	vs. COL	2-0w	8/2	16:33
Mar. 31	@ EDM	0-1	0/1	12:05
Apr. 2	@ VAN	2-1	3/1	19:08
Apr. 4	@ SJ	2-0	7/1	16:20
Apr. 5	vs. SJ	0-0	2/0	16:44
Apr. 10	vs. DAL	0-0	5/1	16:56
Apr. 11	@ PHX	1-0	4/1	19:08

2008-09 SCORING BREAKDOWN

Player	Pos	HOME					ROAD					TOTALS				
		GP	G	A	P	+/-	GP	G	A	P	+/-	GP	G	A	P	+/-
Ryan Getzlaf	C	41	17	32	49	2	40	8	34	42	3	81	25	66	91	5
Corey Perry	R	38	13	26	39	4	40	19	14	33	6	78	32	40	72	10
Scott Niedermayer	D	41	8	22	30	-4	41	6	23	29	-4	82	14	45	59	-8
Bobby Ryan	R	30	13	11	24	6	34	18	15	33	7	64	31	26	57	13
Teemu Selanne	R	34	14	17	31	-6	31	13	10	23	3	65	27	27	54	-3
Chris Pronger	D	41	7	24	31	3	41	4	13	17	-3	82	11	37	48	0
Andrew Ebbett	C	21	6	6	12	0	27	2	18	20	8	48	8	24	32	8
Erik Christensen	C	32	2	11	13	-6	32	5	10	15	-3	64	7	21	28	-9
James Wisniewski	D	23	2	7	9	3	25	1	14	15	6	48	3	21	24	9
Ryan Whitney	D	25	1	14	15	-4	23	1	7	8	-10	48	2	21	23	-14
Rob Niedermayer	C	40	5	4	9	-5	39	9	3	12	-12	79	14	7	21	-17
Todd Marchant	C	37	2	9	11	-1	35	3	4	7	-1	72	5	13	18	-2
George Parros	R	38	3	4	7	3	36	2	1	3	5	74	5	5	10	8
Drew Miller	L	11	1	3	4	3	16	3	3	6	-3	27	4	6	10	0
Petteri Nokelainen	C	27	2	3	5	2	23	2	2	4	0	50	4	5	9	2
Ryan Carter	C	27	3	3	6	5	21	0	3	3	-2	48	3	6	9	3
Bret Hedican	D	26	1	3	4	-1	25	0	2	2	-6	51	1	5	6	-7
Francois Beauchemin	D	12	3	0	3	0	8	1	1	2	-3	20	4	1	5	-3
Brett Festerling	D	22	0	3	3	2	18	0	2	2	3	40	0	5	5	5
Mike Brown	R	26	0	2	2	-6	22	2	0	2	-1	48	2	2	4	-7
Sheldon Brookbank	D	23	0	2	2	1	21	1	1	2	3	44	1	3	4	4
Brendan Mikkelsen	D	14	0	0	0	-4	20	0	2	2	4	34	0	2	2	0
Brian Salcido	D	0	0	0	0	0	2	0	1	1	2	2	0	1	1	2
Matt Beleskey	L	2	0	0	0	0	0	0	0	0	0	2	0	0	0	0
Troy Bodie	R	1	0	0	0	0	3	0	0	0	0	4	0	0	0	0

		GP	W	L	T	GA	MIN	SAVES	SHOTS	GAA	SV%
J.S. Giguere	Home Totals	23	10	10	2	68	1,214	533	601	3.36	0.887
	Road Totals	23	9	9	3	59	1,244	614	673	2.85	0.912
	Season Totals	46	19	19	5	127	2,458	1,147	1,274	3.10	0.900
		GP	W	L	T	GA	MIN	SAVES	SHOTS	GAA	SV%
Jonas Hiller	Home Totals	22	10	8	1	44	1,180	509	553	2.24	0.920
	Road Totals	23	13	7	0	54	1,271	597	651	2.55	0.917
	Season Totals	45	23	15	1	98	2,451	1,106	1,204	2.40	0.919

2008-09 STATISTICAL BREAKDOWN

2008-09 DUCKS SEASON HIGHS & LOWS

GOALS BY PERIOD - HIGHS AND LOWS

DUCKS

	1st	2nd	3rd
High	3 (3/25/09 @ COL)	4 (two times)	3 (Two times, last: 3/22/09 vs. PHX)
Low	0 (29 times)	0 (27 times)	0 (31 times)

OPPONENTS

	1st	2nd	3rd
High	3 (11/19/08 vs. WSH)	4 (three times)	3 (four times)
Low	0 (28 times)	0 (23 times)	0 (26 times)

SHOTS BY PERIOD - HIGHS AND LOWS

DUCKS

	1st	2nd	3rd	OT
High	16 (two times)	20 (2/2/03 vs. BUF)	24 (3/27/09 vs. EDM)	4 (12/19/08 @ EDM)
Low	3 (1/8/09 @ LA)	2 (2/21/09 @ CBJ)	0 (10/21/08 @ TOR)	1 (four times)

OPPONENTS

	1st	2nd	3rd	OT
High	19 (two times)	21 (10/9/08 @ SJ)	22 (10/25/08 @ MTL)	6 (11/22/08 @ DAL)
Low	4 (six times)	4 (11/24/08 vs. COL)	1 (1/21/09 @ NYI)	0 (five times)

2008-09 DUCKS RECORD BY DAYS OF THE WEEK

Mon.....	3-2-0	Tues.....	7-4-1
Wed.....	7-9-0	Thurs.....	2-5-0
Fri.....	4-6-4	Sat.....	9-0-2
Sun.....	10-7-0		

DUCKS RECORD THIS SEASON WHEN:

Scoring no goals:.....	0-5-0	Allowing no goals:.....	6-0-0
Scoring one goal:.....	3-7-0	Allowing one goal:.....	7-1-0
Scoring two goals:.....	5-11-2	Allowing two goals:.....	15-4-0
Scoring three goals:.....	9-8-2	Allowing three goals:.....	11-10-2
Scoring four goals:.....	14-2-2	Allowing four goals:.....	2-11-3
Scoring five goals or more:.....	11-0-1	Allowing five goals or more:.....	1-7-2
Overall.....	42-33-7	Overall.....	42-33-7

DUCKS MISCELLANEOUS RECORDS:

When scoring a PP goal:.....	28-15-6	When not scoring a PP goal:.....	14-18-1
Not allowing a PP goal:.....	18-8-1	Allowing a PP goal:.....	24-25-6
Winning 50% or more faceoffs:.....	28-17-5	Winning less than 50% of faceoffs:.....	14-16-2
Day Games (before 5 pm):.....	4-0-0	Night Games.....	38-33-7
First Game of Back-to-back:.....	9-7-2	Second Game of back-to-back:.....	8-9-1

BREAKDOWN OF DUCKS RESULTS - 2008-09

	RECORD				GOALS		POWER PLAY			PENALTY KILLING		
	W	L	OT	PTS	GF	GA	PPG	ATT	%	PPGA	TSH	%
Games 1-10:	5	5	0	10	28	31	5	36	13.9	10	59	83.1
Games 11-20:	5	3	2	12	32	32	11	44	25.0	14	56	77.8
Games 21-30:	6	3	1	13	24	19	7	34	20.6	5	45	88.9
Games 31-40:	4	4	2	10	22	28	10	41	24.4	10	56	82.1
Games 41-50:	4	6	0	8	30	28	10	39	25.6	9	36	75.0
Games 51-60:	4	6	0	8	25	35	8	37	21.2	9	40	80.0
Games 61-70:	5	4	1	11	26	28	5	35	14.3	9	42	78.6
Games 71-80:	8	2	0	16	40	26	14	35	40.0	9	41	78.0
Games 81-82:	1	0	1	3	7	7	3	8	37.5	3	10	70.0
Overall:	42	33	7	91	240*	235*	73	309	23.6	78	385	79.7

*Does not include shootout goals

2008-09 TRANSACTIONS

May 21, 2008	Signed affiliation agreement with the Bakersfield Condors of the ECHL.	August 19, 2008	Named Gord Dineen head coach of the Iowa Chops (AHL).
June 3, 2008	Signed multi-year affiliation agreement with the Iowa Chops of the AHL.	August 27, 2008	Signed LW Joakim Lindstrom to a one-year contract.
June 10, 2008	Acquired a third-round selection in the 2008 NHL Entry Draft from Minnesota in exchange for D Marc-Andre Bergeron .	Sept. 19, 2008	Signed LW Drew Miller to a two-year contract.
June 11, 2008	Signed C Andrew Ebbett and G Jonas Hiller to two-year contract extensions.	Sept. 19, 2008	Assigned RW Jason Bailey to Iowa (AHL).
June 20, 2008	Named Dave Nonis Senior Advisor of Hockey Operations.	Sept. 24, 2008	Signed C Maxime Macenauer and D Eric Regan to three-year entry-level contracts.
June 20-21, 2008	Selected 10 players in the 2008 NHL Entry Draft, including D Jake Gardiner at 17th overall.	Sept. 25, 2008	Assigned C Ajay Baines , D Stu Bickel , LW Bobby Bolt , LW Ryan Dingle , D Eric Regan , RW Matt Stefanishion and D Adrian Veideman to Iowa (AHL). Assigned LW Eric Tangradi (OHL/Belleville), G Marco Cousineau (QMJHL/Baie-Comeau) and D Stefan Warg (WHL/Seattle) to juniors.
June 20, 2008	Acquired the 17th and 28th overall selections in the 2008 NHL Entry Draft from Los Angeles in exchange for the 12th overall selection in the 2008 Draft. Later acquired the 35th and 39th overall selections in the 2008 Draft from Phoenix in exchange for the 28th overall selection in the 2008 Draft.	Sept. 26, 2008	Acquired D Ken Klee , LW Brad Larsen and LW Chad Painchaud from Atlanta in exchange for D Mathieu Schneider .
June 21, 2008	Acquired a seventh-round selection in the 2008 NHL Entry Draft from Philadelphia in exchange for Anaheim's seventh-round pick in the 2009 NHL Entry Draft.	Sept. 29, 2008	Assigned LW Michal Birner , C Eric Boguniecki , D John de Gray , G J.P. Leveseur , D Ross Lupaschuk , D Brendan Mikkelsen , D Brian Salcido and C Petteri Wirtanen to Iowa (AHL). Assigned C Maxime Macenauer (QMJHL/Rouyn-Noranda) and LW Logan MacMillan (QMJHL/Halifax) to juniors.
June 24, 2008	Named Chief Executive Officer Michael Schulman Club Governor.	Sept. 30, 2008	Acquired a conditional draft pick from Los Angeles in exchange for D Sean O'Donnell .
June 25, 2008	Signed C Brian Sutherby to a one-year contract extension.	Oct. 2, 2008	Assigned RW Troy Bodie , D Brennan Evans , LW Josh Green , G David LeNeveu , LW Joakim Lindstrom , LW Drew Miller and LW T.J. Trevelyan to Iowa (AHL).
July 1, 2008	Signed RW Corey Perry to a five-year contract.	Oct. 3, 2008	Assigned RW Bobby Ryan to Iowa (AHL).
July 2, 2008	Signed D Stu Bickel to a three-year entry-level contract.	Oct. 4, 2008	Claimed D Nathan McLver on waivers from Vancouver. Assigned D Brett Festerling to Iowa (AHL).
July 7, 2008	Signed G David LeNeveu to a one-year contract.	Oct. 6, 2008	Assigned LW Ryan Donally and C Andrew Ebbett to Iowa (AHL).
July 8, 2008	Signed C Brendan Morrison to a one-year contract.	Oct. 7, 2008	Claimed LW Joakim Lindstrom on waivers from Chicago and assigned him to Iowa (AHL).
July 11, 2008	Signed D Steve Montador to a one-year contract and D Brennan Evans to a two-year contract.	Oct. 8, 2008	Recalled G David LeNeveu from Iowa (AHL).
July 15, 2008	Signed C Logan MacMillan to a three-year entry-level contract.	Oct. 9, 2008	Reassigned G David LeNeveu from Iowa (AHL).
July 15, 2008	Acquired LW Joakim Lindstrom from Columbus in exchange for a conditional pick in the 2010 NHL Entry Draft.	Oct. 23, 2008	Signed D Bret Hedican to a one-year contract.
July 22, 2008	Signed LW Josh Green , C Eric Boguniecki and LW Troy Bodie to one-year contracts, and LW Ryan Donally to a two-year contract.	Nov. 12, 2008	Named Bob Murray Executive Vice President/General Manager. Named Brian Burke Special Consultant to CEO Michael Schulman .
July 23, 2008	Signed head coach Randy Carlyle to a two-year contract extension.		

Nov. 15, 2008	Recalled D Brett Festerling and RW Bobby Ryan from Iowa (AHL).	Feb. 6, 2009	Reassigned LW Drew Miller to Iowa (AHL).
Nov. 18, 2008	Named David McNab Senior Vice President of Hockey Operations.	Feb. 8, 2009	Reassigned D Brendan Mikkelsen to Iowa (AHL).
Nov. 27, 2008	Recalled G David LeNeveu from Iowa (AHL). Reassigned D Brett Festerling to Iowa (AHL).	Feb. 18, 2009	Recalled D Brendan Mikkelsen from Iowa (AHL).
Nov. 29, 2008	Recalled D Brett Festerling from Iowa (AHL). Reassigned G David LeNeveu to Iowa (AHL).	Feb. 19, 2009	Recalled D Brian Salcido from Iowa (AHL). Reassigned D Brett Festerling to Iowa (AHL).
Dec. 3, 2008	Acquired D Logan Stephenson from Phoenix in exchange for LW Joakim Lindstrom .	Feb. 26, 2009	Acquired D Ryan Whitney from Pittsburgh in exchange for LWs Chris Kunitz and Eric Tangradi .
Dec. 9, 2008	Signed LW Eric Tangradi to a three-year entry-level contract.	Feb. 27, 2009	Recalled LW Drew Miller from Iowa (AHL). Reassigned D Brian Salcido to Iowa (AHL).
Dec. 14, 2008	Acquired C David McIntyre and a conditional sixth-round selection in the 2010 NHL Entry Draft from Dallas in exchange for C Brian Sutherby .	Mar. 4, 2009	Acquired C Petteri Nokelainen from Boston in exchange for D Steve Montador . Acquired C Nick Bonino , G Timo Pielmeier and a conditional fourth-round selection in the 2009 NHL
Dec. 18, 2008	Recalled G David LeNeveu from Iowa (AHL).		Entry Draft from San Jose in exchange for LW Travis Moen and D Kent Huskins . Acquired D James Wisniewski and C Petri Kontola from Chicago in exchange for C Samuel Pahlsson , D Logan Stephenson and a conditional fourth-round selection in the 2009 NHL Entry Draft.
Dec. 20, 2008	Recalled C Andrew Ebbett from Iowa (AHL).		Acquired C Erik Christensen from Atlanta in exchange for C Eric O'Dell .
Dec. 21, 2008	Reassigned G David LeNeveu to Iowa (AHL).		Recalled RW Troy Bodie from Iowa (AHL). Reassigned LW Drew Miller and D Brendan Mikkelsen to Iowa.
Dec. 30, 2008	Signed LW Matt McCue to a three-year entry-level contract.	Mar. 5, 2009	Recalled D Brett Festerling from Iowa (AHL).
Jan. 1, 2009	Recalled D Brendan Mikkelsen from Iowa (AHL).	Mar. 12, 2009	Recalled D Brendan Mikkelsen from Iowa (AHL). Reassigned RW Troy Bodie to Iowa (AHL).
Jan. 3, 2009	Recalled LW Drew Miller from Iowa (AHL).	Mar. 15, 2009	Reassigned D Brett Festerling to Iowa (AHL).
Jan. 7, 2009	Acquired a conditional sixth-round selection in the 2010 NHL Entry Draft from Toronto in exchange for left wing Bray May .	Mar. 19, 2009	Recalled LW Drew Miller from Iowa (AHL).
Jan. 9, 2009	Recalled LW Matt Beleskey from Iowa (AHL).	Mar. 30, 2009	Signed D Mark Mitera to a three-year entry-level contract. Assigned Mitera to Iowa (AHL).
Jan. 15, 2009	Recalled RW Troy Bodie from Iowa (AHL). Reassigned LW Matt Beleskey to Iowa (AHL).	Mar. 31, 2009	Signed C MacGregor Sharp to a two-year entry-level contract. Assigned Sharp to Iowa (AHL).
Jan. 22, 2009	Reassigned LW Drew Miller , RW Troy Bodie and D Brendan Mikkelsen to Iowa (AHL).	Apr. 5, 2009	Recalled RW Troy Bodie from Iowa (AHL).
Jan. 26, 2009	Recalled LW Drew Miller and D Brendan Mikkelsen from Iowa (AHL).		
Jan. 29, 2009	Signed RW George Parros to a three-year contract extension.		
Feb. 3, 2009	Acquired D Sheldon Brookbank from New Jersey in exchange for C David McIntyre .		
Feb. 4, 2009	Assigned D Nathan McLver to Iowa (AHL).		
Feb. 4, 2009	Acquired RW Mike Brown from Vancouver in exchange for D Nathan McLver .		



Front Row (L-R): J.S. Giguere, Executive Vice President/COO Tim Ryan, Senior Vice President of Hockey Operations Bob Murray, Executive Vice President & General Manager Brian Burke, Owner Henry Samueli, Rob Niedermayer, Chris Pronger, Chris Kunitz, Owner Susan Samueli, CEO Michael Schulman, Head Coach Randy Carlyle, Assistant General Manager David McNab, Jonas Hiller. **Second Row:** Assistant Coach Newell Brown, Assistant Coach Dave Farris, Vice President of Human Resources Kim Kutcher, Vice President of Operations Kevin Starkey, Senior Vice President/CMO Bob Wagner, Teemu Selanne, Scott Niedermayer, Samuel Pahlsson, Todd Marchant, Senior Advisor to the General Manager Al Coates, Vice President of Sales & Marketing Steve Ubert, Vice President of Finance Doug Heller, Anaheim Arena Management Vice President of Finance Angela Wergechik, Video Coordinator Joe Trotta. **Third Row:** Assistant Equipment Manager John Alloway, Equipment Manager Doug Shearer, Doug Weight, Mathieu Schneider, Bobby Ryan, Sean O'Donnell, Ryan Getzlaf, Corey Perry, Francois Beauchemin, Marc-Andre Bergeron, Goaltending Consultant Francois Allaire, Strength & Conditioning Coach Sean Skahan, Head Trainer Tim Clark. **Back Row:** Visiting Team Equipment Attendant Chris Kincaid, Brad May, Travis Moen, Brian Sutherby, George Parros, Todd Bertuzzi, Kent Huskins, Joe DiPenta, Ryan Carter, Massage Therapist James Partida.

POSTSEASON NOTES IN PLAYOFF SECTION

THE SEASON:

The Ducks completed the 2007-08 regular season with a mark of 47-27-8 record for 102 points, finishing second in the Pacific Division and fourth in the Western Conference...Anaheim eclipsed the 100-point mark for the second consecutive year, while setting new season club records for the fewest goals allowed (184) and most home wins (28)...Anaheim finished the year winning eight of its last 10 (8-2-0) and 15 of the last 20 games (15-4-1)...at Honda Center, the club went 12-1-0 in the last 13 games and 19-3-1 over the final 23 home contests...the club clinched a playoff berth for the third consecutive year and sixth time in franchise history on Mar. 26 vs. Los Angeles in a 2-1 shootout triumph.

DUCKS SELL OUT THE SEASON:

The Ducks' sellout vs. Phoenix on Apr. 6 (17,269) marked the club's 40th in 40 games at Honda Center in 2007-08, a complete sellout for the regular season...it was just the second time a local NHL team (Southern California market) had sold out a full (non-lockout) regular season...the 1991-92 Los Angeles Kings were the only other such team to do so at the 16,005-seat Forum...the Ducks set franchise attendance records last season for sellouts (40), average attendance (17,195) and percent capacity (100.12%)...the Ducks broke the team record for consecutive regular season sellouts on Feb. 22 against the St. Louis Blues when they surpassed the previous record of 51 straight regular season sellouts set from Dec. 22, 1993-Oct. 20, 1995...the Ducks finished the regular season with a sellout streak of 74 games, the third-longest active regular season sellout streak among U.S.-based NHL teams (behind only Minnesota and the NY Rangers).

LEADERS BY ADDITION:

The Ducks went 20-5-1 after the return of right wing Teemu Selanne on Feb. 5 against the New York Islanders at Nassau Coliseum...the Ducks also had similar success when they welcomed the return of defenseman Scott Niedermayer and arrival of center Doug Weight...the Ducks owned the best winning percentage in the NHL after Selanne's return on Feb. 5 (.788) and the best winning percentage following Niedermayer's return on Dec. 16 (.708)...below is a closer look:

NHL STANDINGS BEGINNING FEB. 5

RK	TEAM	GP	W	L	OT	PTS	WIN %
1.	Anaheim	26	20	5	1	41	.788
2.	San Jose	30	20	7	3	43	.717
3.	Washington	29	19	7	3	41	.696
4.	Montreal	29	19	9	1	39	.672
5.	Pittsburgh	29	18	8	3	39	.672

WINNING AT HONDA CENTER:

The Ducks finished 28-9-4 at Honda Center in 2007-08, establishing a new franchise record for home wins in the regular season...the previous team record of 26 home wins was established during the 2005-06 season (26-10-5) and matched in the 2006-07 campaign (26-6-9)...the Ducks won a franchise-record 10 consecutive games at Honda Center from Feb. 17-Mar. 26, marking the longest home winning streak in the NHL in 2007-08.

THE TOP 10 LIST:

J.S. Giguere was one of only three goaltenders in the NHL in 2007-08 to rank among the top 10 in wins, goals-against average and save percentage...Giguere ranked second in GAA (2.12), third in SV% (.922) and tied for seventh in wins (35)...the only other two goaltenders who ranked among the top 10 in all three categories were New Jersey's Martin Brodeur and Minnesota's Niklas Backstrom.

HILLER SHINES:

Ducks goaltender Jonas Hiller closed the regular season on a strong note...from Mar. 1 through the end of the regular season, Hiller ranked second in the NHL with a .952 SV% (stopping 217-of-228 shots) and 1.55 GAA (11 GA/426 MIN) among goaltenders that played in at least five games (Hiller was 4-3-0 in those games).

WINNING WAYS:

Randy Carlyle (138-74-34) became Anaheim's winningest head coach in franchise history with a 2-1 victory over the New Jersey Devils on Feb. 8 at Prudential Center...Carlyle surpassed Ron Wilson's club record of 120 wins as a Ducks head coach with win No. 121 in his 222rd game behind the bench with Anaheim.

NHL STANDINGS BEGINNING DEC. 16

RK	TEAM	GP	W	L	OT	PTS	WIN %
1.	Anaheim	48	32	12	4	68	.708
2.	Pittsburgh	51	32	13	6	70	.686
3.	San Jose	52	32	14	6	70	.673
4.	Washington	49	30	13	6	64	.673
5.	Montreal	50	31	14	5	67	.670

2007-08 GAME-BY-GAME

Date	Team	W/L/OT	Record	GF - GA	Scorers	W Goal	PP	PK	SF - SA	W - L Gtldr	Attend.
09/29/07	@ LOS ANGELES	L	00-01-00	1-4	54P	4	1-8	4-7	27-21	45 - 30	17551
09/30/07	LOS ANGELES	W	01-01-00	4-1	10P,14P,10,32	14	2-4	4-4	25-23	1 - 35	17300
10/03/07	@ DETROIT	O**	01-01-01	2-3	4,15P	26	1-5	5-7	15-42	39 - 30	17610
10/05/07	@ COLUMBUS	L	01-02-01	0-4	-	61	0-7	8-11	28-37	31 - 30	17852
10/06/07	@ PITTSBURGH	L	01-03-01	4-5	14P,15,14S,10	12	1-5	4-5	23-29	29 - 1	17132
10/10/07	BOSTON	W	02-03-01	2-1	15,23	23	0-3	3-3	30-19	30 - 30	17285+
10/14/07	MINNESOTA	L	02-04-01	0-2	-	12	0-8	4-4	37-25	29 - 35	17174+
10/15/07	DETROIT	W	03-04-01	6-3	40,14P,19,26S,10P,21S	26	2-11	8-9	29-35	30 - 39	17174+
10/17/07	NASHVILLE	W	04-04-01	3-1	10,56,18	56	0-2	2-2	31-29	35 - 30	17174+
10/20/07	@ DALLAS	L	04-05-01	1-3	25P	63	1-9	2-3	21-23	35 - 35	18057
10/23/07	@ ST. LOUIS	L	04-06-01	2-4	19,28	22	0-5	3-5	16-33	34 - 35	14764
10/25/07	PHOENIX	L	04-07-01	0-1	-	12	0-6	5-5	31-21	35 - 30	17174+
10/28/07	EDMONTON	O**	04-07-02	2-3	14,10	89	0-3	4-4	32-22	32 - 35	17174+
11/01/07	COLUMBUS	W**	05-07-02	2-1	44,11X	11	0-6	5-6	34-20	35 - 30	17174+
11/03/07	@ PHOENIX	W	06-07-02	5-2	11P,10,24,15P,10	24	2-6	4-5	39-32	35 - 35	15888
11/05/07	DALLAS	L	06-08-02	0-5	-	63	0-4	1-3	19-24	35 - 35	17174+
11/07/07	PHOENIX	O*	06-08-03	5-6	14P,22,11P,18,10	19	2-5	5-7	27-29	35 - 35	17174+
11/09/07	SAN JOSE	W**	07-08-03	3-2	15,19,15X	15	0-1	5-6	26-24	35 - 20	17174+
11/13/07	LOS ANGELES	W**	08-08-03	4-3	15P,22,40P,10X	10	2-4	6-8	33-32	35 - 35	17174+
11/15/07	@ LOS ANGELES	W	09-08-03	6-3	10,10,15,24,26,44	24	0-3	4-5	32-29	35 - 37	18118
11/17/07	@ SAN JOSE	W**	10-08-03	2-1	14,10X	10	0-2	4-4	29-29	35 - 20	17496
11/21/07	@ DALLAS	L	10-09-03	1-2	10P	15	1-6	4-6	18-24	41 - 35	18584
11/23/07	PHOENIX	O**	10-09-04	3-4	15,25P,25	19	1-4	4-5	26-38	30 - 1	17174+
11/25/07	LOS ANGELES	W	11-09-04	3-2	15,15,14	14	0-4	4-5	32-25	35 - 35	17174+
11/27/07	@ VANCOUVER	L	11-10-04	0-4	-	19	0-2	8-10	26-33	1 - 35	18630
11/29/07	@ CALGARY	W	12-10-04	4-1	22,14,10P,44S	14	1-1	5-6	26-39	35 - 34	19289
11/30/07	@ EDMONTON	L	12-11-04	1-5	15	10	0-5	7-8	22-35	35 - 35	16839
12/02/07	EDMONTON	L	12-12-04	0-4	-	14	0-4	3-5	25-21	32 - 35	17174+
12/05/07	BUFFALO	W	13-12-04	4-1	19,11P,4,10P	11	2-3	4-4	33-23	30 - 30	17174+
12/07/07	@ CHICAGO	W	14-12-04	5-3	10P,14,11,15,14	15	1-6	2-3	22-42	35 - 39	17734
12/08/07	@ NASHVILLE	L	14-13-04	2-4	7,15S	20	0-4	9-10	23-33	30 - 1	13469
12/10/07	@ COLUMBUS	W*	15-13-04	4-3	10P,10P,26S,25P	25	3-6	7-9	28-35	35 - 31	11984
12/12/07	VANCOUVER	L	15-14-04	2-3	25, 4	29	0-2	4-4	35-20	41 - 35	17174+
12/14/07	MINNESOTA	L	15-15-04	2-5	24,4P	25	1-2	2-6	30-19	29 - 35	17174+
12/16/07	SAN JOSE	O**	15-15-05	1-2	54	19	0-4	8-8	31-37	20 - 35	17174+
12/18/07	@ SAN JOSE	W	16-15-05	2-0	10,54P	10	1-5	5-5	16-20	35 - 20	17197
12/19/07	COLORADO	W*	17-15-05	2-1	25,11	11	0-2	1-1	38-12	1 - 31	17174+
12/22/07	@ SAN JOSE	W	18-15-05	5-2	25,10P,14,4,21	14	1-4	4-5	24-29	35 - 20	17496
12/27/07	@ EDMONTON	W	19-15-05	2-1	10,39	39	0-3	3-3	23-16	35 - 32	16839
12/29/07	@ CALGARY	L	19-16-05	3-5	4P,16,27P	12	2-4	5-6	32-35	34 - 35	19289
12/30/07	@ VANCOUVER	L	19-17-05	1-2	15	24	0-2	2-3	22-22	1 - 1	18630
01/02/08	COLUMBUS	W	20-17-05	2-1	15,25P	25	1-5	5-5	34-27	35 - 31	17174+
01/04/08	CHICAGO	W	21-17-05	2-1	10,14P	14	1-7	4-4	32-21	1 - 39	17174+
01/05/08	@ PHOENIX	O**	21-17-06	2-3	15,39	88	0-3	3-4	31-34	30 - 35	16159
01/07/08	NASHVILLE	W	22-17-06	5-2	32,14,25P,10P,15	25	2-3	2-4	37-22	35 - 39	17174+
01/09/08	TORONTO	W	23-17-06	5-0	4,10,12,39P,14P	4	2-4	6-6	24-28	35 - 35	17174+
01/13/08	SAN JOSE	W*	24-17-06	4-3	27,22,15P,4P	23	0-5	2-3	29-29	35 - 1	17174+
01/15/08	DALLAS	W	25-17-06	4-2	12P,10	15	2-5	3-3	36-24	35 - 35	17174+
01/17/08	@ NASHVILLE	W	26-17-06	2-1	12P,10	10	1-7	6-7	16-34	35 - 30	14193
01/18/08	@ MINNESOTA	W	27-17-06	4-2	4,10,25P,4	25	1-4	2-2	27-27	1 - 29	18588
01/20/08	@ DALLAS	L	27-18-06	2-5	11P,15	15	1-5	4-5	20-27	35 - 35	18461
01/23/08	DETROIT	L	27-19-06	1-2	25P	51	1-5	5-6	25-33	39 - 35	17355+
01/24/08	@ LOS ANGELES	L	27-20-06	1-3	44	7	0-5	5-6	32-31	35 - 35	18118
01/30/08	@ MINNESOTA	L	27-21-06	1-5	10	10	0-4	4-4	21-23	32 - 35	18588
02/01/08	@ ST. LOUIS	O**	27-21-07	0-1	-	10	0-4	3-3	30-20	34 - 35	19150
02/02/08	@ PHILADELPHIA	L	27-22-07	0-3	-	22	0-3	2-3	27-25	43 - 1	19822
02/05/08	@ NY ISLANDERS	W	28-22-07	3-0	27P,22,39	27	1-6	1-1	26-25	35 - 39	9649
02/07/08	@ NY RANGERS	W	29-22-07	4-1	11,10,14P,4	10	1-2	4-4	19-33	35 - 30	18200
02/08/08	@ NEW JERSEY	W	30-22-07	2-1	52,52	52	0-2	5-5	24-35	1 - 30	15332
02/10/08	@ DETROIT	W	31-22-07	3-2	52,11,40	40	0-2	6-8	19-29	35 - 30	20066
02/12/08	@ COLORADO	W	32-22-07	2-1	8P,26	26	1-3	4-4	29-33	35 - 60	16257
02/15/08	DALLAS	L	32-23-07	2-4	14,14	3	0-4	3-6	22-21	35 - 35	17323+
02/17/08	CALGARY	W	33-23-07	4-2	15,52,27P,25P	27	2-6	2-3	36-25	35 - 34	17174+
02/20/08	COLORADO	W**	34-23-07	3-2	8P,44,10X	10	1-6	4-4	22-28	35 - 31	17174+
02/22/08	ST. LOUIS	W*	35-23-07	2-1	8,26	26	0-3	4-4	29-17	35 - 34	17174+
02/24/08	CHICAGO	W	36-23-07	6-3	8P,15,8P,40,8,14	40	2-9	6-6	28-32	1 - 40	17174+
02/29/08	CALGARY	W	37-23-07	3-1	11,27P,8P	27	2-7	4-5	25-23	35 - 34	17174+
03/03/08	OTTAWA	W	38-23-07	3-1	4,10P,27P	10	2-6	4-4	31-25	35 - 29	17174+
03/05/08	@ CHICAGO	L	38-24-07	0-3	-	52	0-3	7-9	19-28	50 - 35	16666
03/06/08	@ COLORADO	L	38-25-07	0-1	-	8	0-3	6-6	27-30	60 - 1	18007
03/09/08	MONTREAL	W	39-25-07	3-1	22,14,26S	14	0-8	4-4	37-21	35 - 31	17174+
03/11/08	@ PHOENIX	O**	39-25-08	2-3	22,15	17	0-3	3-4	37-39	30 - 35	14683
03/12/08	VANCOUVER	W	40-25-08	4-1	22,32S,44,39P	32	1-4	5-6	31-31	1 - 1	17174+
03/15/08	ST. LOUIS	W	41-25-08	5-2	11,8P,44,44,15	44	1-5	1-1	33-40	35 - 34	17174+
03/19/08	@ DALLAS	W	42-25-08	2-1	27P,4P	4	2-5	7-7	17-21	35 - 35	18584
03/21/08	@ SAN JOSE	L	42-26-08	1-2	22	27	0-2	6-7	13-43	20 - 1	17496
03/22/08	@ PHOENIX	W	43-26-08	2-1	8,8P	8	1-6	4-5	15-31	1 - 30	17645
03/26/08	LOS ANGELES	W**	44-26-08	2-1	54P,11X	11	1-5	1-2	40-32	1 - 31	17331+
03/28/08	SAN JOSE	L	44-27-08	1-3	27P	27	1-3	2-3	24-27	33 - 1	17334+
03/30/08	DALLAS	W**	45-27-08	3-2	11P,11,14X	14	1-7	5-5	32-25	35 - 35	17174+
04/05/08	@ LOS ANGELES	W	46-27-08	4-3	33,8,15,8	8	0-2	3-3	26-31	35 - 39	18118
04/06/08	PHOENIX	W**	47-27-08	3-2	14,54,15X	15	0-0	1-2	43-34	1 - 30	17269+

(* = OVERTIME ** = SHOOTOUT + = SELLOUT)

P = POWER PLAY GOAL S = SHORTHANDED GOAL X = SHOOTOUT GOAL

2007 STANLEY CUP CHAMPIONS



FRONT ROW (L-R): J.S. Giguere, Assistant General Manager David McNab, Vice President/COO Tim Ryan, Senior Vice President of Hockey Operations Bob Murray, Executive Vice President & General Manager Brian Burke, Owner Henry Samueli, Chris Pronger, Scott Niedermayer, Rob Niedermayer, Owner Susan Samueli, CEO Michael Schulman, Head Coach Randy Carlyle, Senior Vice President/CMO Bob Wagner, Ilya Bryzgalov and Sebastien Caron. **SECOND ROW:** Trainer Rick Burrill, Assistant Coach Dave Farrish, Vice President of Finance Doug Heller, Vice President of Human Resources Kim Kutcher, Senior Vice President/General Manager of Honda Center Mike O'Donnell, Chris Kunitz, Andy McDonald, Teemu Selanne, Samuel Pahlsson, Todd Marchant, Ryan Shannon, Senior Advisor to the General Manager Al Coates, Vice President of Sales & Marketing Steve Obert, Assistant Coach Newell Brown and Video Coordinator Joe Trotta. **THIRD ROW:** Assistant Equipment Manager John Alloway, Equipment Manager Mark O'Neill, Mark Hartigan, Francois Beauchemin, Travis Moen, Corey Perry, Sean O'Donnell, Ryan Getzlaf, Brad May, Goaltending Consultant Francois Allaire, Director of Professional Scouting Rick Paterson, Strength & Conditioning Coach Sean Skahan and Head Trainer Tim Clark. **BACK ROW:** Visiting Team Equipment Attendant Chris Kincaid, Aaron Rome, Shawn Thornton, Kent Huskins, Joe DiPenta, Dustin Penner, George Parros, Ric Jackman, Drew Miller, Ryan Carter, Joe Motzko and Massage Therapist James Partida.

POSTSEASON NOTES IN PLAYOFF SECTION

PACIFIC DIVISION CHAMPIONS:

The Ducks finished the season with a record of 48-20-14 for 110 points, winning their first Pacific Division Title (finished second in Western Conference)... Anaheim's OT win vs. Dallas on Mar. 23 clinched a playoff berth, marking the first time in team history the club qualified for the playoffs in consecutive seasons (fifth playoff appearance overall)...the Ducks took over sole possession of first place in the Pacific Division on Oct. 27 and spent the final 72 games and 163 days atop of the Pacific Division...they clinched the division title on Apr. 7 with Vancouver's 4-3 OT win vs. SJ, then finished the season later that evening with a 4-3 win @ Columbus...below is a look at the Ducks' finish within its division in each of their 13 seasons in the NHL:

SEASON

1993-94
1994-95
1995-96
1996-97
1997-98
1998-99
1999-00
2000-01
2001-02
2002-03
2003-04
2005-06
2006-07

DIVISION WINNER

Calgary Flames
Calgary Flames
Colorado Avalanche
Colorado Avalanche
Colorado Avalanche
Dallas Stars
Dallas Stars
Dallas Stars
San Jose Sharks
Dallas Stars
San Jose Sharks
Dallas Stars
Anaheim Ducks

DUCKS FINISHED

Fourth (six-team division)
Sixth (six-team division)
Fourth (seven-team division)
Second (seven-team division)
Sixth (seven-team division)
Third (five-team division)*
Fifth (five-team division)
Fifth (five-team division)
Fifth (five-team division)
Second (five-team division)
Fourth (five-team division)
Third (five-team division)
First (five-team division)

*The Pacific Division was realigned to today's format prior to the 1998-99 season

RECORD-BREAKING SEASON:

After breaking nearly all major club records in 2005-2006, the Ducks followed suit with another record-breaking season...With a 48-20-14 record, the Ducks set new franchise records for wins (48) and standings points (110), reaching the 100-point mark for the first time in club history... Anaheim also set new club highs in goals (254 - does not include goals awarded for shootout wins), PP goals (89) and PP% (22.4%, 89-for-398).

STRONG FINISH:

The Ducks closed out the season earning standings points in six straight (4-0-2) and 17 of their last 20 games (13-3-4)...the club earned points in 12 of their last 13 home contests (8-1-4)...in addition, Anaheim recorded points in the last five consecutive (4-0-1) and seven of their last nine road games (5-2-2)... the Ducks recorded points in 62 of 82 games (110 of a possible 164).

HOT TICKET IN TOWN:

The Ducks finished the regular season having sold out 22 consecutive home contests (longest streak since 1998) and 24 of the last 25...the club recorded 25 total sellouts on the season, 13 more than it had in 2005-2006...the 25 sellouts matches the most since the 1997-98 season...the Ducks averaged 16,377 fans per game, an 8.2% increase over last year (15,131)...the club's average attendance and percent capacity (95.4%) were also the highest since the 1997-98 season.

WEST COAST WINNERS:

The Ducks recorded 106 points with their win Mar. 31 @ STL, breaking Los Angeles' 32-year record for most points by a West Coast team in NHL history...below is a look at the top nine West Coast teams in NHL history to eclipse 100 points:

TOP POINTS IN NHL HISTORY BY WEST COAST TEAMS

Team	Year	GP	Pts
Anaheim	2006-07	82	110 (48-20-14)
San Jose	2006-07	82	107 (51-26-5)
Los Angeles	1974-75	80	105 (42-17-21)
San Jose	2003-04	82	104 (43-21-18)
Vancouver	2002-03	82	104 (45-23-14)
Vancouver	2006-07	82	105 (49-26-7)
Los Angeles	1990-91	80	102 (46-25-10)
Vancouver	2003-04	82	101 (43-24-15)
Vancouver	1992-93	84	101 (46-29-9)

*The California/Oakland Seals' best finish was in 1968-69 with 69 points

TOUGH TO BEAT:

Anaheim netminder **J.S Giguere** finished the season with a record of 36-10-8...his GAA (2.26) was his lowest since the 2001-02 season (2.13) and his SV% (.918) was his best since 2002-03 (.920)...in 28 home starts, Giguere posted a 21-2-5 record with a 2.17 GAA (60 GA/1,660 min.) and .917 SV% (659-of-719 shots), having earned the Ducks points in 26 of those games...for the season, he ranked 10th in the NHL in wins, 5th in GAA and T-7th in SV%...in addition, with a win March 29 @ CBJ, Giguere broke his previous career-high and established a new franchise record for wins in a season (previous mark was 34 wins, set in 2002-03).



BETTER WITH AGE:

With a goal March 29 @ CBJ, **Teemu Selanne** became the oldest player in NHL history (age 36-or-older) to score 45-plus goals in one season (finished with 48)...Selanne was born on July 3, 1970...Selanne was also the first player in NHL history age 35-or-older to record consecutive 40+ goal seasons (had 40 in 2005-06)...it marked the 7th time in his career he hit the 40 goal plateau, the most among active NHL players...among league leaders, Selanne finished 3rd in the NHL (1st in the Western Conference) in goals and T-11th in the NHL in points (94)...he finished 1st in the NHL in power play goals (25) and T-1st in game-winning goals (10), which include two overtime winners.

SPECIAL TEAMS TOPS THE CHARTS:

The Ducks were the only team in the NHL this season to have a top-5 ranking in both power play and penalty killing percentage...the Ducks set a new club record for highest PP% in one season, finishing third in the NHL with a 22.4% success rate (89-for-398)...Anaheim finished fourth overall in PK%, killing 349-of-410 penalties on the campaign (85.1%)...the Ducks killed the last 22 consecutive opponent power play to end the season, going back to Mar. 28 @ CHI (did not allow a PP goal in the last five games).

LIGHTING THE LAMP:

The Ducks scored three-or-more goals in 54 of 82 contests in 2006-2007...during the final stretch, the Ducks scored three-or-more goals in 10 of their last 14 and 15 of their last 20 contests...Anaheim recorded 258 team goals, T-3rd in the Western Conference.

CLAMPING DOWN:

The Ducks were especially tough to score against during the third period in 2006-2007...Anaheim allowed only 64 goals in the final period of regulation, the second-least in the NHL...below is a look at the top five teams in the NHL who allowed the least amount of goals in the third period:

Team	Goals Allowed
Minnesota	55
Anaheim	63
Dallas	64
Detroit	64
New Jersey	67

NORRIS FINALISTS:

Ducks defenseman Scott Niedermayer and Chris Pronger were both Norris Trophy finalists...Niedermayer (15-54=69) and Pronger (13-46=59) both finished the season with 50-plus points, marking the first time in club history two defensemen hit that plateau (prior to the 2006-07 season, no pair of Ducks defensemen had each recorded 40-or-more points):

- Captain Scott Niedermayer led all NHL defensemen in scoring, becoming the first Anaheim blue-liner to do so... he was also tied for first in assists among defensemen.
- Despite missing 16 games due to injury, defenseman Chris Pronger finished the season tied for sixth in points, sixth in assists among NHL defensemen and fourth overall in avg. TOI...Pronger led the Ducks in plus/minus...in addition, he ranked first in points-per-game (.89) among NHL defensemen.



IRON MAN:

Samuel Pahlsson is the Ducks' all-time "Iron Man" with 275 consecutive games played...on Jan. 9 @ NSH, he passed Oleg Tverdovsky to move into first place on the Ducks' all-time consecutive games played list...Pahlsson played in all 82 games in each of the last three seasons and has not missed a game since being a healthy scratch on Feb. 5, 2003 @ Edmonton...in addition, Pahlsson is currently 7th in the NHL on the active games played list...Andy McDonald is now in 2nd place on the Ducks all-time consecutive games played list, having played in 243 consecutive games...below is a list of most consecutive games played list in Ducks history and the longest "Iron Man" streaks NHL:



DUCKS

Player	Consecutive Games Played
Samuel Pahlsson	275 (current)
Andy McDonald	243
Oleg Tverdovsky	237
Paul Kariya	195
Steve Rucchin	185

NHL (ACTIVE)

Player	Consecutive Games Played
Brendan Morrison, VAN	512
Cory Sarich, TB	388
Andrew Brunette, COL	371
Olli Jokinen, FLA	294
Jay Pandolfo, NJ	283
Brad Richards, TB	283
Samuel Pahlsson, ANA	275

2006-07 ANAHEIM DUCKS

#	Date	Team	W/L/OT	Record	GF- GA	Scorers	W Goal	PP	PK	SF - SA	W - L Gldtr	Attend.
1	10/06/2006	LOS ANGELES	W	01-00-00	4-3	10,19,15,14P	14	1-5	6-7	32-44	35-39	17174+
2	10/07/2006	@ PHOENIX	W	02-00-00	2-1	8P,17P	17	2-5	5-6	25-35	30-31	15897
3	10/09/2006	ST. LOUIS	W	03-00-00	2-0	14P,14P	14	2-6	5-5	34-34	35-1	13938
4	10/11/2006	NY ISLANDERS	O**	03-00-01	4-5	26,26,25P,10P	16	2-6	2-3	50-24	1-35	12394
5	10/15/2006	DALLAS	O**	03-00-02	3-4	22S,27,19	36	0-4	8-10	39-35	35-35	15269
6	10/18/2006	DETROIT	W	04-00-02	4-1	15P,37P,14P,10	37	3-10	7-7	31-22	35-39	14767
7	10/20/2006	MINNESOTA	W	05-00-02	2-1	27,21	21	0-4	5-5	29-28	35-35	13430
8	10/22/2006	@ LOS ANGELES	W**	06-00-02	3-2	38,17,15X	15	0-1	2-2	21-31	35-31	18118
9	10/25/2006	EDMONTON	W	07-00-02	6-2	32,27,15,38,15,32	15	0-2	4-5	20-31	35-35	13537
10	10/27/2006	@ MINNESOTA	O**	07-00-03	2-3	19,14	9	0-4	9-9	34-33	35-35	18568
11	10/28/2006	@ CHICAGO	W	08-00-03	3-0	17,19P,44	17	1-7	3-3	22-14	30-31	13580
12	10/30/2006	@ ST. LOUIS	W**	09-00-03	6-5	32,23,22,27P,17P,15X	15	2-3	7-9	33-24	35-1	8629
13	11/01/2006	NY RANGERS	O*	09-00-04	3-4	8,25,15	68	0-6	7-9	33-34	80-35	14350
14	11/03/2006	PHOENIX	W	10-00-04	6-2	14P,17,8P,21,19,25P	8	3-7	5-5	35-27	30-31	14833
15	11/06/2006	PITTSBURGH	W*	11-00-04	3-2	14,10P,8P	8	2-9	2-2	40-17	35-41	16599
16	11/09/2006	@ VANCOUVER	W	12-00-04	6-0	37,14,26,15,22,15	37	0-7	5-5	27-20	35-1	18630
17	11/10/2006	@ CALGARY	L	12-01-04	0-3	-	22	0-5	2-2	37-18	34-30	19289
18	11/12/2006	MINNESOTA	W	13-01-04	3-2	17,10,27P	27	1-5	0-0	38-26	35-32	16306
19	11/15/2006	PHILADELPHIA	L	13-02-04	4-7	14,26,17P,19P	12	2-6	2-5	41-16	42-35	15379
20	11/17/2006	CHICAGO	O**	13-02-05	3-4	23,8P,14P	15	2-11	3-3	45-24	39-30	16526
21	11/19/2006	PHOENIX	W	14-02-05	6-4	19P,19,14P,14,14,44	14	2-5	1-4	30-28	35-31	16394
22	11/21/2006	SAN JOSE	W	15-02-05	5-0	25,15P,8,23P,8	25	2-5	3-3	44-23	35-20	15013
23	11/22/2006	@ COLORADO	O**	15-02-06	2-3	8P,17	19	1-4	4-4	32-43	60-35	17104
24	11/24/2006	NEW JERSEY	W	16-02-06	4-2	17,26,22S,22	22	0-6	5-6	37-25	35-30	16599
25	11/26/2006	CALGARY	W	17-02-06	5-3	26,8P,15P,8,22	8	2-6	3-4	39-22	31-29	17174+
26	11/28/2006	@ EDMONTON	W*	18-02-06	3-2	8P,14,15	15	1-3	4-4	26-22	35-35	16839
27	11/30/2006	@ VANCOUVER	W	19-02-06	2-1	19,15P	15	1-7	2-2	30-24	35-1	18630
28	12/02/2006	@ LOS ANGELES	W	20-02-06	4-3	32,8P,44,8P	8	2-6	5-7	29-41	35-39	16141
29	12/03/2006	LOS ANGELES	L	20-03-06	2-3	15P,22	24	1-3	7-8	29-41	39-35	17174+
30	12/06/2006	NASHVILLE	W	21-03-06	4-0	8,15,8P,14P	8	2-5	6-6	32-21	35-30	15362
31	12/08/2006	@ WASHINGTON	W	22-03-06	6-1	45,22S,17,8,19,10	22	0-3	6-7	34-27	35-37	12269
32	12/09/2006	@ TAMPA BAY	W	23-03-06	4-3	17,17P,8,14	14	1-2	5-5	25-27	35-30	18719
33	12/12/2006	@ FLORIDA	W	24-03-06	5-4	10,15,23,25P,25	25	1-4	4-4	36-31	35-35	13140
34	12/13/2006	@ ATLANTA	W	25-03-06	2-1	8P,8	8	1-5	6-7	32-35	35-32	16028
35	12/16/2006	@ SAN JOSE	L	25-04-06	3-4	15P,10,17P	19	2-7	4-6	35-29	20-35	17496
36	12/18/2006	CALGARY	W	26-04-06	4-1	19,26,17,10P	26	1-3	5-5	41-28	35-34	17174+
37	12/20/2006	DALLAS	W	27-04-06	4-1	25,10,10,27P	10	1-4	3-3	27-27	35-35	17174+
38	12/23/2006	@ PHOENIX	L	27-05-06	0-2	-	19	0-3	4-4	29-32	32-35	14843
39	12/26/2006	@ SAN JOSE	W	28-05-06	4-3	39,14,17,10	10	0-4	5-6	30-21	31-20	17496
40	12/29/2006	@ CAROLINA	L	28-06-06	2-4	8,8P	11	1-6	3-6	27-27	30-31	18790
41	12/31/2006	@ MINNESOTA	L	28-07-06	3-4	8,27P,8P	21	2-7	7-10	20-29	35-31	18568
42	01/02/2007	@ DETROIT	L	28-08-06	1-2	15P	40	1-5	4-5	32-30	39-30	20066
43	01/05/2007	COLUMBUS	L	28-09-06	3-4	19P,32,8	27	1-7	7-7	36-33	30-30	17405+
44	01/07/2007	DETROIT	W	29-09-06	4-2	32,43,15,44	15	0-2	5-7	27-35	30-39	17418+
45	01/09/2007	@ NASHVILLE	O*	29-09-07	4-5	14,17P,15P,8	26	2-5	5-5	31-24	29-30	11821
46	01/11/2007	@ DALLAS	W	30-09-07	5-1	8P,8P,27P,33,8	8	3-7	3-3	24-18	30-35	18532
47	01/13/2007	COLORADO	O**	30-09-08	2-3	46,15	23	0-4	2-2	40-17	31-30	17174+
48	01/16/2007	ST. LOUIS	L	30-10-08	2-6	10,8P	39	1-6	3-4	32-20	1-30	17174+
49	01/18/2007	@ EDMONTON	L	30-11-08	1-4	8	20	0-3	5-5	24-20	35-30	16839
50	01/19/2007	@ CALGARY	L	30-12-08	2-3	27P,27	11	1-4	5-6	24-22	34-30	19289
51	01/28/2007	DALLAS	W	31-12-08	4-1	19,17,19,8P	17	1-7	4-5	28-31	35-35	17331+
52	01/31/2007	PHOENIX	W	32-12-08	2-1	32,19P	19	1-3	3-3	40-25	35-31	17174+
53	02/03/2007	@ NASHVILLE	L	32-13-08	0-3	-	2	0-4	6-8	36-20	29-35	17113
54	02/06/2007	@ SAN JOSE	W	33-13-08	7-4	32,26,19,44,17,32,15S	17	0-1	3-5	31-38	35-35	17466+
55	02/07/2007	SAN JOSE	L	33-14-08	2-3	8,4S	9	0-5	4-5	22-29	35-30	17496
56	02/10/2007	@ DALLAS	L	33-15-08	0-1	-	36	0-6	5-6	32-21	41-35	17793
57	02/13/2007	@ COLORADO	L	33-16-08	0-2	-	23	0-5	4-5	39-29	31-35	17512
58	02/15/2007	@ PHOENIX	W**	34-16-08	5-4	8,25P,17,25P,8P	8	3-5	6-6	40-26	35-31	15038
59	02/17/2007	@ LOS ANGELES	W*	35-16-08	3-2	8P,14,10X	10	1-5	4-5	34-32	35-31	18118
60	02/18/2007	LOS ANGELES	O**	35-16-09	3-4	14,8P,15P	17	2-7	5-7	42-24	1-35	17263+
61	02/20/2007	VANCOUVER	O*	35-16-10	2-3	47,14P	22	1-4	2-4	40-31	35-35	17467+
62	02/23/2007	@ DALLAS	L	35-17-10	1-4	10	50	0-5	4-4	25-21	41-35	17634
63	02/25/2007	COLORADO	W	36-17-10	5-3	19,19P,8,27,25P	27	2-7	3-5	41-26	35-60	17174+
64	02/26/2007	@ SAN JOSE	W	37-17-10	3-2	17,17,8	8	0-1	4-5	19-42	30-30	17496
65	03/01/2007	@ LOS ANGELES	O*	37-17-11	3-4	17P,27P,19	13	2-4	5-6	30-21	1-30	17620
66	03/02/2007	SAN JOSE	W	38-17-11	3-1	17P,14,25P	14	2-5	6-6	25-31	35-20	17174+
67	03/04/2007	NASHVILLE	W**	39-17-11	3-2	8,17,8X	8	0-5	2-2	35-14	35-29	17174+
68	03/07/2007	PHOENIX	W	40-17-11	2-1	5P,33	33	1-3	4-4	26-25	35-32	17174+
69	03/09/2007	EDMONTON	W	41-17-11	5-1	15P,10,15,17P,19	10	2-5	1-1	32-29	30-35	17174+
70	03/11/2007	VANCOUVER	W	42-17-11	4-2	8P,19,19,8P	19	2-7	7-7	24-26	35-1	17174+
71	03/14/2007	COLUMBUS	O**	42-17-12	4-5	10,23,23,14	9	0-5	6-7	38-27	30-35	17174+
72	03/16/2007	CHICAGO	W	43-17-12	5-2	8,10P,8P,19,19P	8	3-7	6-8	26-33	30-39	17174+
73	03/18/2007	LOS ANGELES	L	43-18-12	3-5	32,17,8	12	0-4	2-4	27-29	31-35	17174+
74	03/22/2007	@ PHOENIX	L	43-19-12	1-2	32	21	0-4	5-5	23-21	31-30	15593
75	03/23/2007	DALLAS	W*	44-19-12	3-2	14P,14P,27	27	2-3	3-4	35-36	35-35	17421+
76	03/26/2007	@ DETROIT	L	44-20-12	0-1	-	13	0-4	3-3	25-28	39-35	20066
77	03/28/2007	@ CHICAGO	W	45-20-12	3-1	17,17,16	17	0-3	2-3	23-21	30-39	11295
78	03/29/2007	@ COLUMBUS	W	46-20-12	5-2	25,32P,15P,25P,8	15	3-6	4-4	31-25	35-30	15340
79	03/31/2007	@ ST. LOUIS	W*	47-20-12	3-2	27P,19P,19	19	2-4	4-4	27-22	35-30	18609
80	04/04/2007	SAN JOSE	O**	47-20-13	2-3	19,27P	29	1-4	3-3	39-31	20-30	17440+
81	04/06/2007	@ DALLAS	O**	47-20-14	1-2	8	17	0-3	5-5	22-30	35-30	18584
82	04/07/2007	@ COLUMBUS	W	48-20-14	4-3	8P,17,8P,15	15	2-3	4-4	25-45	30-39	17391

(* = OVERTIME ** = SHOOTOUT += SELLOUT)

P = POWER PLAY GOAL S = SHORTHANDED GOAL X = SHOOTOUT GOAL

2005-06 MIGHTY DUCKS OF ANAHEIM



(First row, L-R) J.S. Giguere, Executive Vice President/COO Tim Ryan, Senior Vice President of Hockey Operations Bob Murray, Executive Vice President/General Manager Brian Burke, Owner Henry Samueli, Alternate Captain Teemu Selanne, Captain Scott Niedermayer, Alternate Captain Rob Niedermayer, Owner Susan Samueli, CEO Michael Schulman, Head Coach Randy Carlyle, Senior Vice President/CMO Bob Wagner, Ilya Bryzgalov. **(Second row)** Video Coordinator Joe Trotta, Assistant Coach Dave Farris, Senior Advisor to the General Manager Al Coates, Vice President of Amateur Scouting Chuck Fletcher, Samuel Pahlsson, Ruslan Salei, Andy McDonald, Joffrey Lupul, Assistant GM David McNab, Vice President of Sales & Marketing Steve Obert, Assistant Coach Newell Brown, Goaltending Consultant Francois Allaire. **(Third row)** Assistant Equipment Manager John Alloway, Equipment Manager Mark O'Neill, Strength & Conditioning Coach Sean Skahan, Chris Kunitz, Jeff Friesen, Vitaly Vishnevski, Jason Marshall, Todd Marchant, Visiting Team Equipment Attendant Chris Kincaid, Head Trainer Tim Clark, Massage Therapist James Partida. **(Back row)** Francois Beauchemin, Travis Moen, Todd Fedoruk, Sean O'Donnell, Ryan Getzlaf, Corey Perry, Joe DiPenta, Jonathan Hedstrom.

POSTSEASON NOTES IN PLAYOFF SECTION

PLAYOFF BOUND

The Ducks finished the regular season with a record of 43-27-12, good for 98 standings points and a sixth place finish in the Western Conference...the club clinched a playoff spot on Apr. 10 @ VAN, the fourth post-season berth in club history.

A RECORD-BREAKING SEASON

The Ducks set club-records in wins (43) and points (98), eclipsing the previous marks of 40 and 95, respectively, set in 2002-2003...Anaheim's 26 wins at HOME (26-10-5) also set a club-record, breaking the record of 23 in 1996-97 (23-12-6)...the Ducks also set club-records for goals scored with 251 (not including team goals awarded in shootouts) and power play goals with 87...all of these marks were broken again the next season (2006-2007).

STEADY CLIMB:

On Jan. 13, the Ducks were 10th in the Western Conference (19-16-7, 45 points) and eight points out of the last playoff spot (occupied at the time by Colorado)...from that point on, Anaheim had a record of 24-11-5 for 53 points...the Ducks became just the fourth NHL team to qualify for the playoffs when trailing the 8th place position by 8 points-or-more anytime after Jan. 1...the first three teams to do so were the NY Islanders (1993-94 - finished 7th), Ottawa Senators (1996-97 - finished 7th) & Vancouver Canucks (2001-2002 - finished 8th)...the San Jose Sharks followed suit by becoming the fifth such team to accomplish the feat...the NHL standings switched to the current format in 1992-93.

ANOTHER GREAT SEASON:

Ducks Captain Scott Niedermayer established then career highs in points, assists and games played with 13-50-63 points in 82 games in 2005-2006...his assist and point totals were new franchise records for a defenseman (records he broke again the following season)... Niedermayer finished the season ranked 6th in the NHL in points and T-4th in assists by a defenseman...in his Norris Trophy winning season of 2003-04, Niedermayer scored 14-40=54 points in 81 games...in January, he was named to Canada's Olympic Team but elected not to play so he could have arthroscopic knee surgery during the Olympic Break...after the Olympic Break, he scored 4-17=21 points in 25 games in leading the Ducks to a 16-8-1 record...he was one of four Ducks' players to play in every game, marking the first time in his career he played all 82 games.

FLASHY FINN

Ducks right wing Teemu Selanne scored 40-50=90 points in 80 games with a +28 rating...he led the Ducks in goals, points, plus/minus, power play goals (18) and shooting percentage (15.0%)...after leading Finland to the Silver Medal at the 2006 Winter Olympics (was named best forward in the tournament), Selanne had 14-22=36 points with a +8 rating in his last 25 games (only Thornton and Cheechoo of SJ had more points)...his 40 goals are the most he scored in one season since 1998-1999, when he scored 47...he finished the season ranked T-13th in the NHL in points, T-10th in goals.


2005-06 GAME-BY-GAME

#	DATE	TEAM	W/L/T/O	RECORD	GF - GA	SCORERS	W/T GOAL	PP	PK	SF - SA	W - L GLDTR	ATTEND.
1	10/05/2005	@ CHICAGO	W	01-00-00	5-3	13P,15S,15,27P,44S	27	2-9	8-9	24-39	35 - 53	16533
2	10/08/2005	@ NASHVILLE	O**	01-00-01	2-3	26,39	9	0-5	3-4	35-35	29 - 35	16279
3	10/10/2005	EDMONTON	L	01-01-01	2-4	13,61	20	0-7	5-8	33-32	30 - 35	17174+
4	10/14/2005	COLUMBUS	W	02-01-01	4-3	32,15,15P,3	3	1-6	7-9	36-19	35 - 31	12930
5	10/16/2005	@ MINNESOTA	L	02-02-01	1-4	7	17	0-7	6-8	29-22	35 - 35	18568
6	10/19/2005	@ ST. LOUIS	L	02-03-01	2-3	8,13P	4	1-6	5-7	30-34	40 - 30	10882
7	10/21/2005	@ DETROIT	L	02-04-01	2-3	13,51P	37	1-4	5-8	25-39	34 - 30	20066
8	10/23/2005	PHOENIX	W	03-04-01	5-3	39,13,19P,17S,44P	17	2-6	5-7	28-27	30 - 30	13733
9	10/25/2005	@ LOS ANGELES	L	03-05-01	1-3	19	20	0-7	7-8	30-33	35 - 30	18118
10	10/26/2005	CALGARY	W	04-05-01	4-1	15P,19,3P,13P	19	3-6	6-7	31-26	35 - 34	11774
11	10/28/2005	ST. LOUIS	W	05-05-01	6-4	15,13P,17P,39,44P,13	44	3-8	6-7	39-28	35 - 50	12510
12	10/30/2005	PHOENIX	W	06-05-01	3-2	13,19,19P	19	1-4	6-7	27-36	35 - 30	12956
13	11/01/2005	NASHVILLE	W	07-05-01	4-1	19,17P,27P,38	17	2-10	7-7	35-33	35 - 29	11690
14	11/03/2005	@ COLORADO	L	07-06-01	3-4	39,15P,15S	24	1-3	7-7	23-32	1 - 30	18007
15	11/04/2005	SAN JOSE	O*	07-06-02	0-1	-	11	0-6	6-7	21-32	31 - 35	12546
16	11/06/2005	MINNESOTA	O**	07-06-03	3-4	25,51,51P	25	1-9	4-4	42-21	35 - 35	14053
17	11/12/2005	@ PHOENIX	O*	07-06-04	1-2	51	4	0-5	4-4	44-30	31 - 35	16358
18	11/13/2005	DALLAS	L	07-07-04	1-3	17	26	0-7	5-6	41-19	35 - 35	14018
19	11/16/2005	DALLAS	L	07-08-04	2-4	32,27P	26	1-5	9-10	32-38	35 - 30	12189
20	11/18/2005	COLORADO	L	07-09-04	2-3	17,13P	40	1-6	6-7	33-31	31 - 30	15614
21	11/20/2005	VANCOUVER	L	07-10-04	2-3	19P,44P	6	2-10	9-10	33-29	39 - 30	14149
22	11/22/2005	@ PHOENIX	W	08-10-04	2-1	28,13	13	0-2	7-7	20-20	30 - 31	13696
23	11/23/2005	@ DALLAS	L	08-11-04	1-3	13	44	0-7	6-8	21-27	35 - 30	18532
24	11/25/2005	DETROIT	W	09-11-04	3-1	19,13P,17S	13	1-3	4-5	29-29	30 - 30	17174+
25	11/27/2005	CHICAGO	W	10-11-04	3-1	13,15,44	15	0-8	7-7	25-35	30 - 53	13078
26	11/30/2005	PHOENIX	W	11-11-04	3-1	15,13,38,76P,76P,25P	13	3-8	7-7	35-17	30 - 30	12050
27	12/03/2005	ATLANTA	W	12-11-04	2-1	15,19P	19	1-4	4-4	28-21	30 - 35	14532
28	12/06/2005	CAROLINA	L	12-12-04	2-6	44,23	14	0-4	4-5	37-31	29 - 30	13045
29	12/08/2005	@ BUFFALO	O*	12-12-05	2-3	38,15	61	0-4	1-2	30-31	43 - 35	12504
30	12/10/2005	@ MONTREAL	W	13-12-05	5-3	25,39,24,17,44P	17	1-6	5-7	37-24	35 - 60	21273
31	12/12/2005	@ TORONTO	L	13-13-05	2-3	44,13	10	0-8	4-6	29-27	32 - 35	19401
32	12/14/2005	TAMPA BAY	W	14-13-05	4-2	22,25P,23P,44	23	2-7	6-7	33-24	35 - 47	12286
33	12/16/2005	LOS ANGELES	O**	14-13-06	3-4	39,22,15P	38	1-4	4-6	45-37	31 - 35	17174+
34	12/18/2005	SAN JOSE	W	15-13-06	5-4	38S,27,29,22,44	44	0-4	4-5	34-34	35 - 20	16297
35	12/20/2005	@ SAN JOSE	L	15-14-06	2-4	39P,13P	14	2-9	2-3	35-21	20 - 35	16172
36	12/21/2005	ST. LOUIS	W	16-14-06	6-3	13,19P,26S,28,19,33	28	1-7	7-8	36-25	35 - 50	13381
37	12/28/2005	@ COLUMBUS	L	16-15-06	0-1	-	25	0-4	10-10	40-42	30 - 35	17387
38	12/31/2005	@ ST. LOUIS	W**	17-15-06	5-4	19,38,5,38,38X	38	0-3	4-7	33-34	35 - 1	13286
39	01/01/2006	@ NASHVILLE	W	18-15-06	4-2	15,15,27P,17	27	1-7	4-4	36-23	30 - 29	17113
40	01/06/2006	@ DALLAS	O**	18-15-07	3-4	19P,26,13P	20	2-7	6-6	26-25	1 - 35	18532
41	01/07/2006	@ MINNESOTA	L	18-16-07	1-4	29	25	0-4	7-8	23-36	35 - 30	18568
42	01/09/2006	LOS ANGELES	W	19-16-07	6-2	51P,19P,17,17,38,17	17	2-5	5-6	27-43	35 - 31	17174+
43	01/13/2006	WASHINGTON	O*	19-16-08	2-3	15,32	8	0-3	2-2	34-26	1 - 35	16186
44	01/16/2006	@ BOSTON	O*	19-16-09	3-4	27P,38,51P	37	2-9	4-4	28-24	30 - 30	15279
45	01/19/2006	@ OTTAWA	W**	20-16-09	4-3	38P,13,22,38X	38	1-4	3-4	39-33	35 - 39	19387
46	01/21/2006	FLORIDA	W	21-16-09	1-0	38	38	0-7	7-7	31-30	35 - 1	17011
47	01/23/2006	@ LOS ANGELES	O**	21-16-10	2-3	23,23P	6	1-4	9-9	35-34	31 - 35	18118
48	01/25/2006	EDMONTON	L	21-17-10	3-6	38P,13P,13	44	2-6	8-10	22-26	30 - 35	14456
49	01/26/2006	@ SAN JOSE	W	22-17-10	2-0	19,15P	19	1-5	6-6	32-24	30 - 20	16174
50	01/28/2006	@ LOS ANGELES	W	23-17-10	6-2	15P,61,51P,38,61P,27P	51	4-8	6-8	33-32	30 - 31	18118
51	01/30/2006	LOS ANGELES	W*	24-17-10	4-3	13P,51P,13,27	27	2-6	3-4	45-32	30 - 31	17174+
52	02/01/2006	SAN JOSE	L	24-18-10	4-6	13P,19P,38,76	14	2-9	5-8	39-35	20 - 30	16542
53	02/04/2006	@ SAN JOSE	W	25-18-10	2-0	29,13	29	0-5	8-8	24-35	35 - 20	17496
54	02/06/2006	@ EDMONTON	O**	25-18-11	5-6	19,61,38,22,27	34	0-5	3-5	40-30	1 - 35	16839
55	02/08/2006	@ CALGARY	L	25-19-11	1-3	19P	22	1-6	2-5	32-24	34 - 35	19289
56	02/10/2006	@ VANCOUVER	W	26-19-11	3-1	33,19,15P	19	1-4	5-5	30-28	30 - 35	18630
57	02/12/2006	CHICAGO	W	27-19-11	4-1	15P,76,61,15	76	1-8	2-2	32-24	35 - 30	17174+
58	03/01/2006	DETROIT	L	27-20-11	0-2	-	96	0-5	7-8	24-33	30 - 35	16606
59	03/03/2006	MINNESOTA	W	28-20-11	4-2	26S,61P,8,13	8	1-5	3-3	32-38	35 - 30	17048
60	03/05/2006	COLUMBUS	O**	28-20-12	2-3	51P,19	61	1-6	7-9	45-34	31 - 35	16124
61	03/07/2006	SAN JOSE	W*	29-20-12	5-4	15,19P,19P,61,8	8	2-4	5-6	27-48	35 - 20	15488
62	03/11/2006	@ PHOENIX	W	30-20-12	5-3	44,13,17,23P,44	23	1-10	7-8	36-17	35 - 31	17799
63	03/12/2006	PHOENIX	W	31-20-12	5-2	15P,26,12,61,22	12	1-8	4-4	45-22	30 - 35	17174+
64	03/15/2006	@ DETROIT	L	31-21-12	1-3	13P	23	1-6	3-4	26-29	30 - 35	20066
65	03/17/2006	@ CHICAGO	W	32-21-12	2-1	19,19	19	0-5	6-6	30-23	35 - 53	12031
66	03/19/2006	@ COLUMBUS	W	33-21-12	4-3	23,32,61,15P	15	1-6	8-9	29-28	35 - 30	16519
67	03/20/2006	@ DALLAS	W	34-21-12	2-1	19,26	26	0-2	2-3	18-25	35 - 35	18150
68	03/22/2006	COLORADO	W*	35-21-12	5-4	51P,27P,27P,19,17	17	3-5	2-3	36-29	35 - 31	15627
69	03/24/2006	NASHVILLE	W	36-21-12	6-3	13P,38P,13,61,19,19P	61	3-6	5-6	30-39	35 - 29	16373
70	03/25/2006	@ PHOENIX	W	37-21-12	5-2	27P,13P,61,13,23P	61	3-4	7-7	27-34	35 - 30	17605
71	03/28/2006	@ COLORADO	L	37-22-12	3-4	21,13,51	15	0-5	3-3	31-35	31 - 35	18007
72	03/29/2006	@ DALLAS	L	37-23-12	1-2	51	39	0-3	6-8	16-29	35 - 35	17764
73	03/31/2006	DALLAS	W**	38-23-12	5-4	38,26S,29,19,44X	44	0-5	2-4	36-31	35 - 35	17174+
74	04/02/2006	VANCOUVER	W	39-23-12	6-2	13P,26,23,51P,26,13	23	2-5	4-5	30-29	35 - 35	17174+
75	04/04/2006	LOS ANGELES	L	40-23-12	6-2	13P,15P,13P,26,26,13	13	3-4	3-3	41-18	35 - 31	17174+
76	04/06/2006	DALLAS	L	40-24-12	3-5	44,19P,15	39	1-7	5-7	35-28	35 - 35	17174+
77	04/08/2006	@ LOS ANGELES	W	41-24-12	4-2	44,15P,38,38P	38	2-6	8-9	23-27	35 - 31	17242
78	04/10/2006	@ VANCOUVER	W	42-24-12	4-2	27,44,19P,13	19	1-5	5-7	18-41	35 - 35	18630
79	04/11/2006	@ CALGARY	L	42-25-12	0-3	-	17	0-4	1-2	32-25	34 - 30	19289
80	04/13/2006	@ EDMONTON	L	42-26-12	1-2	19	83	0-4	5-5	24-37	35 - 35	16839
81	04/15/2006	@ SAN JOSE	L	42-27-12	3-6	51P,15,19	14	1-7	4-7	34-22	35 - 35	17496
82	04/17/2006	CALGARY	W	43-27-12	4-3	61P,38P,19,13P	13	3-13	7-8	34-32	35 - 33	17174+

(* = OVERTIME, ** = SHOOTOUT, + = SELLOUT)

P = POWER PLAY GOAL S = SHORTHANDED GOAL X = SHOOTOUT GOAL

2003-04 MIGHTY DUCKS OF ANAHEIM



Front Row (L-R): Jean-Sebastien Giguere, Director of Hockey Operations Chuck Fletcher, Assistant General Manager David McNab, Senior Vice President/General Manager Bryan Murray, Alternate Captain Keith Carney, Captain Steve Rucchin, Alternate Captain Sergei Fedorov, Head Coach Mike Babcock, Assistant Coach Lorne Henning, Senior Vice President Business Operations Al Coates, Martin Gerber. **Second Row:** Head Athletic Trainer Chris Phillips, Goaltending Consultant Francois Allaire, Assistant Coach Paul MacLean, Ruslan Salei, Vaclav Prospal, Rob Niedermayer, Petr Sykora, Assistant Coach Greg Carvel, Equipment Manager Mark O'Neill, Assistant Equipment Manager John Alloway. **Third Row:** Training Room Assistant Guido Sendowsky, Andy McDonald, Samuel Pahlsson, Mike Leclerc, Sandis Ozolins, Martin Skoula, Vitaly Vishnevski, Niclas Havelid, Massage Therapist Vincent Bennett. **Fourth Row:** Visiting Team Equipment Attendant Chris Kincaid, Joffrey Lupul, Cam Severson, Lance Ward, Garrett Burnett, Petr Schastlivy, Jason Krog, Strength and Conditioning Coach Sean Skahan.

THE SEASON:

The Ducks finished the season with a mark of 29-35-10-8 for 76 points (fourth in Pacific Division, 12th in the Western Conference)...Anaheim ended the season going 13-12-2-1 over the last 28 games...the Ducks went 19-11-7-4 at home, 10-24-3-4 on the road.

DUCKS SOLID AT HOME

IN 2003-04:

The Ducks (19-11-7-4 at the Arrowhead Pond) had at least one point in 15 of the last 19 (11-4-2-2) and 29 of the last 38 games at home (19-9-7-3)...including the last 33 regular season home games of the 2002-2003 season, the Ducks had a record of 38-17-13-6 over the last 74 home games, earning at least one point in 57 of the 74 contests at Honda Center (19-6-6-2 in last 33 home games in 2002-03, 19-11-7-4 in 2003-2004).

DUCKS LED LEAGUE

IN FACEOFF PERCENTAGE FOR SECOND STRAIGHT SEASON:

The Mighty Ducks of Anaheim led the NHL in face-off percentage for the second consecutive year, winning 55.3% of their face-offs (2882-of-5208 total)...Carolina finished second winning 54.9%... Jason Krog led the team for the second straight year and ranked fourth in the NHL, with a 58.5 winning percentage (450-of-769), while Sergei Fedorov ranked 12th in the NHL (56.6%)...the Ducks won a season-high 67.2 percent in the home opener vs. Phoenix on Oct. 12...Anaheim won 50% or more of its face-offs in 17 of its last 19 games and 20 of the last 24...in 2002-2003, Anaheim finished first in the NHL with a 55.2 win percentage...Krog led the team and was second in the NHL with a 60.4 winning percentage (634 TF - 383 wins) in 2002-03...below is a breakdown of the top face-off teams in 2003-04.

NHL TEAMS RANKED

BY FACEOFF PERCENTAGE SEASON

1. Anaheim - 55.3%
2. Carolina - 54.9%
3. Detroit - 52.5%
4. Boston - 52.1%
5. Toronto - 52.1%


2003-04 GAME-BY-GAME

GAME	DATE	OPPONENT	RESULT	RECORD/PTS.	DUCKS GOALS (BY #)	ANA. GOALTENDER(S)	ATTENDANCE
1	10/8	@ DALLAS	4-1 L	0-1-0-0/0	44	GIGUERE	18,532
2	10/9	@ NASHVILLE	3-1 L	0-2-0-0/0	44	GERBER	16,684
3	10/12	VS. PHOENIX	2-0 L	0-3-0-0/0	-	GIGUERE	17,174*
4	10/17	VS. OTTAWA	3-0 L	0-4-0-0/0	-	GIGUERE	13,885
5	10/19	VS. BOSTON	4-3 L (OT)	0-4-0-1/1	20, 40, 20	GIGUERE	13,120
6	10/21	@ SAN JOSE	2-0 W	1-4-0-1/3	8, 39	GERBER	14,362
7	10/22	VS. PHILADELPHIA	4-3 W (OT)	2-4-0-1/5	91, 40, 39, 44	GIGUERE	12,737
8	10/24	VS. BUFFALO	5-2 L	2-5-0-1/5	15, 39	GIGUERE	14,186
9	10/26	VS. CHICAGO	1-1 T (OT)	2-5-1-1/6	15+	GERBER	12,845
10	10/28	@ NYR	3-1 W	3-5-1-1/8	8, 28, 44	GERBER	17,902
11	10/29	@ WASHINGTON	4-2 W	4-5-1-1/10	91, 91, 10, 20	GERBER	13,350
12	11/1	@ NYI	4-1 L	4-6-1-1/10	44	GERBER (GIGUERE)	10,782
13	11/2	@ CHICAGO	3-1 L	4-7-1-1/10	40	GIGUERE	11,678
14	11/5	@ ST. LOUIS	2-1 L (OT)	4-7-1-2/11	8	GIGUERE	15,191
15	11/8	@ PHOENIX	4-3 L (OT)	4-7-1-3/12	44, 20, 20	GIGUERE	15,177
16	11/9	VS. PHOENIX	2-1 W (OT)	5-7-1-3/14	20*, 39	GIGUERE	14,269
17	11/12	VS. TORONTO	5-1 W	6-7-1-3/16	19, 19, 91, 39, 39	GIGUERE	15,903
18	11/16	VS. ST. LOUIS	4-3 W	7-7-1-3/18	10, 15, 20, 20	GIGUERE	14,460
19	11/18	@ COLORADO	2-1 L (OT)	7-7-1-4/19	40	GIGUERE	18,007
20	11/19	@ DALLAS	3-3 T (OT)	7-7-2-4/20	19, 39, 19+	GERBER	18,532
21	11/21	VS. NASHVILLE	4-3 L (OT)	7-7-2-5/21	10, 26, 20	GIGUERE	14,166
22	11/26	VS. NEW JERSEY	3-3 T (OT)	7-7-3-5/22	39, 91, 91+	GIGUERE	16,472
23	11/28	VS. CHICAGO	4-3 W	8-7-3-5/24	39, 15, 10, 91+	GERBER	15,117
24	11/30	@ MINNESOTA	1-1 T (OT)	8-7-4-5/25	8+	GIGUERE	18,588
25	12/2	@ COLUMBUS	2-1 L	8-8-4-5/25	40	GERBER	16,525
26	12/3	@ DETROIT	7-2 L	8-9-4-5/25	91, 49	GIGUERE (GERBER)	20,066
27	12/5	@ ATLANTA	6-2 L	8-10-4-5/25	15, 15	GIGUERE (GERBER)	17,230
28	12/7	VS. DALLAS	4-0 W	9-10-4-5/27	40, 15, 34, 91*	GERBER	15,831
29	12/10	VS. SAN JOSE	3-2 W	10-10-4-5/29	19, 39, 24	GERBER	12,246
30	12/13	@ SAN JOSE	2-0 L	10-11-4-5/29	-	GERBER	16,216
31	12/14	VS. EDMONTON	3-2 L	10-12-4-5/29	19, 39	GIGUERE	12,426
32	12/19	VS. COLORADO	1-0 W	11-12-4-5/31	91	GIGUERE	17,174*
33	12/21	VS. SAN JOSE	2-1 L	11-13-4-5/31	39	GIGUERE	14,853
34	12/22	@ SAN JOSE	2-1 L	11-14-4-5/31	23	GERBER	15,695
35	12/27	@ FLORIDA	3-2 L	11-15-4-5/31	27, 91	GIGUERE	18,007
36	12/29	@ TAMPA BAY	2-0 W	12-15-4-5/33	28, 39	GIGUERE	17,662
37	12/31	@ CAROLINA	3-1 W	13-15-4-5/35	19, 24*, 91	GERBER	13,379
38	1/2	@ BUFFALO	5-2 L	13-16-4-5/35	3, 19*	GERBER	18,680
39	1/3	@ DETROIT	3-1 L	13-17-4-5/35	19	GIGUERE	20,066
40	1/5	VS. DALLAS	2-2 T (OT)	13-17-5-5/36	20, 44+	GIGUERE	12,258
41	1/7	VS. LOS ANGELES	4-4 T (OT)	13-17-6-5/37	18, 18, 91, 2+	GIGUERE	17,174*
42	1/9	VS. VANCOUVER	5-2 L	13-18-6-5/37	2, 39	GIGUERE (GERBER)	15,914
43	1/11	VS. COLUMBUS	2-2 T (OT)	13-18-7-5/38	5, 2	GERBER	15,559
44	1/13	@ COLORADO	3-1 L	13-19-7-5/38	91	GIGUERE	18,007
45	1/15	@ EDMONTON	1-0 L	13-20-7-5/38	-	GERBER	16,839
46	1/17	@ VANCOUVER	2-1 W	14-20-7-5/40	2, 40	GIGUERE	18,630
47	1/19	VS. CALGARY	5-1 L	14-21-7-5/40	91	GIGUERE	13,146
48	1/21	VS. DETROIT	2-2 T (OT)	14-21-8-5/41	39, 40+	GERBER	17,174*
49	1/23	VS. MINNESOTA	6-2 W	15-21-8-5/43	39, 40, 15, 44, 40, 40	GERBER	17,174*
50	1/24	@ LOS ANGELES	4-2 L	15-22-8-5/43	44, 40	GIGUERE	18,186
51	1/28	VS. LOS ANGELES	4-3 L (OT)	15-22-8-6/44	20, 20, 24	GERBER	17,174*
52	1/30	VS. COLORADO	4-3 W (OT)	16-22-8-6/46	40, 20, 91, 28	GERBER	17,174*
53	2/1	@ CALGARY	6-4 L	16-23-8-6/46	39, 5, 40, 91	GERBER (GIGUERE)	15,189
54	2/2	@ EDMONTON	2-1 L (OT)	16-23-8-7/47	15	GERBER	16,183
55	2/4	VS. CAROLINA	3-2 W	17-23-8-7/49	40, 5, 26	GERBER	12,339
56	2/11	VS. PHOENIX	5-3 W	18-23-8-7/51	28, 91, 15, 40, 39	GIGUERE	12,386
57	2/13	@ CALGARY	2-1 L	18-24-8-7/51	20	GIGUERE	17,749
58	2/14	@ VANCOUVER	2-1 W	19-24-8-7/53	3, 27	GIGUERE	18,630
59	2/16	VS. DALLAS	3-1 W	20-24-8-7/55	91, 39, 128	GIGUERE	15,139
60	2/18	VS. COLUMBUS	3-1 W	21-24-8-7/57	14, 40, 91S	GIGUERE	12,898
61	2/20	VS. NASHVILLE	3-2 L (OT)	21-24-8-8/58	26, 5	GIGUERE	16,263
62	2/22	@ DALLAS	4-0 L	21-25-8-8/58	-	GIGUERE	18,532
63	2/23	@ PHOENIX	1-1 T (OT)	21-25-9-8/59	10	GIGUERE	14,789
64	2/25	VS. EDMONTON	4-2 W	22-25-9-8/61	28, 26, 15, 15	GIGUERE	15,235
65	2/28	@ LOS ANGELES	2-1 L	22-26-9-8/61	15	GIGUERE	18,207
66	2/29	VS. LOS ANGELES	6-3 W	23-26-9-8/63	91, 17, 27, 91, 40, 20	GIGUERE	17,174*
67	3/3	VS. MINNESOTA	2-0 W	24-26-9-8/65	26, 26	GIGUERE	12,747
68	3/5	@ CHICAGO	5-2 W	25-26-9-8/67	39, 91, 44, 20, 20	GIGUERE	11,536
69	3/6	@ PITTSBURGH	2-1 L	25-27-9-8/67	20	GIGUERE	14,286
70	3/8	VS. MONTREAL	5-2 L	25-28-9-8/67	44, 39	GIGUERE	14,947
71	3/12	VS. NYI	3-1 L	25-29-9-8/67	26	GERBER	16,385
72	3/14	@ LOS ANGELES	5-1 L	25-30-9-8/67	91	GIGUERE	18,118
73	3/16	@ PHOENIX	3-2 W (OT)	26-30-9-8/69	55, 17, 91	BRYZGALOV	14,401
74	3/17	VS. ST. LOUIS	1-1 T (OT)	26-30-10-8/70	14+	GIGUERE	12,861
75	3/19	VS. SAN JOSE	4-2 L	26-31-10-8/70	23, 91	GERBER (GIGUERE)	17,174*
76	3/21	VS. DETROIT	8-6 W	27-31-10-8/72	15, 20, 26, 91, 39, 5, 91, 20	GIGUERE	17,174*
77	3/23	VS. NASHVILLE	4-1 W	28-31-10-8/74	40, 8, 39, 91*S	GERBER	15,976
78	3/25	@ ST. LOUIS	3-2 L	28-32-10-8/74	10, 44	GIGUERE	19,011
79	3/26	@ COLUMBUS	3-1 L	28-33-10-8/74	39	GERBER	18,136
80	3/28	@ MINNESOTA	2-1 L	28-34-10-8/74	28	GIGUERE	18,588
81	3/30	VS. VANCOUVER	2-1 L	28-35-10-8/74	24	GERBER	14,997
82	4/4	VS. CALGARY	2-1 W	29-35-10-8/76	14, 91	GIGUERE	17,174*

GOAL KEY: * = SHORTHANDED GOAL, BOLD = GAME-WINNING GOAL, + = GAME-TYING GOAL, \$ = EMPTY NET GOAL, ITALIC = PENALTY SHOT GOAL
 ^ = SELLOUT AT THE ARROWHEAD POND OF ANAHEIM. WHEN TWO GOALTENDERS PLAY IN ONE GAME, PARENTHESIS RECEIVED NO DECISION.

2002-03 MIGHTY DUCKS OF ANAHEIM

2003 WESTERN CONFERENCE CHAMPIONS



Front Row L-R: Jean Sebastien Giguere, Director of Hockey Operations Chuck Fletcher, Assistant General Manager David McNab, Sr. Vice President & General Manager Bryan Murray, Alternate Captain Steve Rucchin, Captain Paul Kariya, Alternate Captain Keith Carney, Head Coach Mike Babcock, Assistant Coach Lorne Henning, Assistant Coach Paul MacLean, Martin Gerber. **2nd Row L-R:** Massage Therapist Vincent Bennett, Goaltending Consultant Francois Allaire, Fredrik Olausson, Steve Thomas, Petr Sykora, Sandis Ozolinsh, Rob Niedermayer, Ruslan Salei, Adam Oates, Scouting and Video Coordinator Greg Carvel, Equipment Manager Mark O'Neill, Assistant Equipment Manager John Allaway. **3rd Row L-R:** Visiting Team Equipment Attendant Chris Kincaid, Andy McDonald, Dan Bylsma, Samuel Pahlsson, Mike Leclerc, Miclas Havelid, Stanislav Chistov, Strength and Conditioning Coach Sean Skahan, Athletic Training Assistant Guido Sendowsky. **4th Row L-R:** Jason Krog, Vitaly Vishnevski, Kurt Sauer, Marc Chouinard, Lance Ward, Alexei Smirnov, Kevin Sawyer, Head Athletic Trainer Chris Phillips.

POSTSEASON NOTES IN PLAYOFF SECTION

DUCKS COMPLETE BEST SEASON IN TEAM HISTORY:

The Mighty Ducks finished the 2002-2003 season with a record of 40-27-9-6 for 95 points, good for 2nd in the Pacific Division and 7th in the Western Conference (tied in points with Minnesota, who earned the #6 seed by virtue of two more wins)...Anaheim set club records for wins and points in one season, surpassing the old records held by the 1996-97 Ducks (36-33-13 for 85 points)...the Ducks also finished 13 games over .500, after never being more than five games over .500 at any point during a season until this year (high-water mark was 14 games over, 40-26-9-5 after winning Apr. 1 @ NSH)...the Ducks clinched their third playoff berth in team history (also '97 & '99) on Mar. 24, when Calgary defeated Phoenix at the Saddledome...about 90 minutes later that evening the Ducks made the Phoenix loss moot, completing a 5-0 shutout vs. Columbus at the Pond.

THESE CLUB RECORDS ALSO FELL:

The Ducks had their most successful season both at home and on the road...Anaheim finished 18-17-2-4 for 42 points on the road this season, the first season at or above .500 in team history away from home...the Ducks broke the mark for road points by earning their 42nd on Apr. 1 @ Nashville (1993-94 team had 41 points with a 19-20-3 record)...Anaheim finished just one win short of the road win record, also held by the 1993-94 team...at home, the Ducks broke the team record for points with 53, going 22-10-7-2...Anaheim finished one win shy of tying the club record for home victories (both HOME records were set in 1996-97, 23-12-6 for 52 points)...the Ducks also broke club records for lowest GAA (2.32, previous record was 2.39 set 2001-2002), fewest goals allowed (193, record was 198 set 2001-2002), power play goals allowed (42, record was 46 set 2001-2002) and penalty killing percentage (87.4%, record was 86.1% set 2001-2002).

QUITE A TURNAROUND STORY IN ANAHEIM:

The Mighty Ducks finished the regular season posting the largest improvement in the NHL...the Ducks improved by 26 points from 01-02 to 02-03...below is a closer look:

NHL'S BIGGEST POINT DIFFERENTIALS

Team	# of Games	2001-2002 Record	2002-2003 Record	Point Differential
Anaheim	82	29-42-8-3 (69)	40-27-9-6 (95)	+26
Tampa Bay	82	27-40-11-4 (69)	36-25-16-5 (93)	+24
Minnesota	82	26-35-12-9 (73)	42-29-10-1 (95)	+22
Dallas	82	36-28-13-5 (90)	46-17-15-4 (111)	+21
Ottawa	82	39-27-9-7 (94)	52-21-8-1 (113)	+19

2002-03 GAME-BY-GAME

GAME	DATE	OPPONENT	RESULT	RECORD/PTS.	DUCKS GOALS (BY #)	ANA. GOALTENDER(S)	ATTENDANCE
1	10/10	@ ST. LOUIS	4-3 W	1-0-0-0/2	19, 23, 22, 12	GIGUERE	16,927
2	10/11	@ DALLAS	2-4 L	1-1-0-0/2	20, 17	GIGUERE	18,532
3	10/13	DETROIT	2-4 L	1-2-0-0/2	9, 24	GIGUERE	17,174*
4	10/16	LOS ANGELES	2-4 L	1-3-0-0/2	21, 20	GIGUERE	11,332
5	10/18	VANCOUVER	2-2 T (OT)	1-3-1-0/3	9, 9	GIGUERE	11,287
6	10/20	COLORADO	3-2 W (OT)	2-3-1-0/5	23, 39, 19	GERBER	12,838
7	10/24	@ VANCOUVER	2-2 T (OT)	2-3-2-0/6	19, 9*	GERBER	18,422
8	10/26	@ EDMONTON	3-4 L	2-4-2-0/6	39, 39*, 12	GIGUERE	16,357
9	10/28	@ TORONTO	2-5 L	2-5-2-0/6	17, 20	GERBER, GIGUERE	10,891
10	10/29	@ MONTREAL	2-2 T (OT)	2-5-3-0/7	17, 3+	GIGUERE	19,521
11	10/31	@ BOSTON	4-1 W	3-5-3-0/9	9, 17, 9, 9	GIGUERE	9,491
12	11/3	SAN JOSE	3-4 L	3-6-3-0/9	23, 39, 20	GIGUERE	15,157
13	11/6	NASHVILLE	2-1 W	4-6-3-0/11	9, 39	GIGUERE	11,729
14	11/8	@ COLORADO	3-2 W (OT)	5-6-3-0/13	18, 24, 28	GIGUERE	18,007
15	11/10	MINNESOTA	1-0 W	6-6-3-0/15	23	GIGUERE	14,070
16	11/12	@ NEW JERSEY	2-3 OTL (OT)	6-6-3-1/16	19, 32*	GIGUERE	15,043
17	11/14	@ COLUMBUS	3-2 W	7-6-3-1/18	9, 10, 20	GIGUERE	17,398
18	11/15	@ DETROIT	1-2 OTL (OT)	7-6-3-2/19	39	GIGUERE	20,058
19	11/17	@ ATLANTA	5-1 W	8-6-3-2/21	23, 18, 25, 28, 39	GIGUERE	10,932
20	11/19	@ NY RANGERS	2-3 OTL (OT)	8-6-3-3/22	17, 24	GIGUERE	18,072
21	11/22	DALLAS	0-4 L	8-7-3-3/22	-	GIGUERE, GERBER	12,509
22	11/24	FLORIDA	4-4 T (OT)	8-7-4-3/23	20, 20, 19, 25	GIGUERE	13,254
23	11/27	PHOENIX	2-2 T (OT)	8-7-5-3/24	7, 9	GERBER	11,386
24	11/29	LOS ANGELES	2-2 T (OT)	8-7-6-3/25	28, 3+	GIGUERE	17,174*
25	12/1	CHICAGO	3-2 W	9-7-6-3/27	9, 32, 18	GIGUERE	12,493
26	12/3	@ DETROIT	1-2 L	9-8-6-3/27	9	GIGUERE	20,058
27	12/4	@ BUFFALO	0-4 L	9-9-6-3/27	-	GERBER	10,433
28	12/6	@ CHICAGO	4-3 W	10-9-6-3/29	19, 10, 39, 20*	GIGUERE	14,616
29	12/8	NASHVILLE	3-0 W	11-9-6-3/31	28, 2, 39	GIGUERE	11,979
30	12/11	WASHINGTON	3-0 W	12-9-6-3/33	2, 7, 19S	GIGUERE	11,006
31	12/15	PITTSBURGH	5-0 W	13-9-6-3/35	3, 39, 19, 12, 19	GIGUERE	16,542
32	12/18	ST. LOUIS	5-2 W	14-9-6-3/37	9, 20, 39, 7, 9S	GIGUERE	11,144
33	12/19	@ LOS ANGELES	4-5 L	14-10-6-3/37	20, 9, 28, 23	GIGUERE	18,118
34	12/22	PHOENIX	4-0 W	15-10-6-3/39	44, 17, 28, 28	GIGUERE	12,267
35	12/26	@ SAN JOSE	1-4 L	15-11-6-3/39	17	GIGUERE	17,496
36	12/28	@ VANCOUVER	3-7 L	15-12-6-3/39	18*, 7, 20	GERBER, GIGUERE	18,422
37	12/29	@ CALGARY	2-4 L	15-13-6-3/39	39, 18	GIGUERE	16,922
38	12/31	@ MINNESOTA	1-4 L	15-14-6-3/39	19	GIGUERE	18,568
39	1/3	PHILADELPHIA	0-1 L	15-15-6-3/39	-	GERBER	14,420
40	1/5	DALLAS	1-1 T (OT)	15-15-7-3/40	39	GERBER	15,393
41	1/8	EDMONTON	0-1 L	15-16-7-3/40	-	GERBER	12,390
42	1/9	@ COLORADO	5-3 W	16-16-7-3/42	10, 10, 39, 39, 3S	GIGUERE	18,007
43	1/12	ST. LOUIS	2-1 W	17-16-7-3/44	10, 28	GIGUERE	15,414
44	1/15	@ COLUMBUS	4-3 W	18-16-7-3/46	23, 22, 20, 38	GIGUERE	17,385
45	1/16	@ OTTAWA	1-3 L	18-17-7-3/46	23	GERBER	18,034
46	1/18	@ MINNESOTA	1-0 W	19-17-7-3/48	9	GIGUERE	18,568
47	1/20	MINNESOTA	1-2 OTL (OT)	19-17-7-4/49	39	GIGUERE	13,331
48	1/22	LOS ANGELES	6-5 W	20-17-7-4/51	9, 9, 20, 20, 32, 39	GIGUERE	17,174*
49	1/24	NEW JERSEY	1-3 L	20-18-7-4/51	77	GERBER	12,004
50	1/29	OTTAWA	3-2 W	21-18-7-4/53	9, 7, 20	GIGUERE	13,230
51	1/30	@ SAN JOSE	4-3 W	22-18-7-4/55	77, 10, 39, 20	GIGUERE	17,127
52	2/1	@ CALGARY	3-2 W	23-18-7-4/57	23, 12, 8	GIGUERE	14,110
53	2/5	@ EDMONTON	1-2 L	23-19-7-4/57	39	GIGUERE	16,839
54	2/7	PHOENIX	3-2 W	24-19-7-4/59	18, 23, 28	GIGUERE	14,440
55	2/9	CAROLINA	2-1 W	25-19-7-4/61	9, 10*	GIGUERE	15,599
56	2/12	CALGARY	4-3 W (OT)	26-19-7-4/63	18, 39, 39, 12	GIGUERE	11,612
57	2/14	@ DALLAS	4-2 W	27-19-7-4/65	77, 39, 22, 20	GERBER	18,532
58	2/15	@ NASHVILLE	1-2 L	27-20-7-4/65	8	GIGUERE	16,312
59	2/17	NY ISLANDERS	2-2 T (OT)	27-20-8-4/66	39, 9	GIGUERE	13,172
60	2/19	COLUMBUS	2-0 W	28-20-8-4/68	9, 20S	GIGUERE	11,641
61	2/21	NY RANGERS	2-6 L	28-21-8-4/68	26, 20	GIGUERE	17,174*
62	2/23	@ CAROLINA	4-0 W	29-21-8-4/70	77, 9, 8, 10	GERBER	15,053
63	2/25	@ TAMPA BAY	0-2 L	29-22-8-4/70	-	GERBER	15,634
64	2/26	@ FLORIDA	2-1 W	30-22-8-4/72	9, 39	GIGUERE	14,644
65	2/28	@ PHOENIX	1-3 L	30-23-8-4/72	8	GIGUERE	13,897
66	3/2	ATLANTA	1-4 L	30-24-8-4/72	24	GIGUERE	15,451
67	3/4	@ LOS ANGELES	2-1 W	31-24-8-4/74	77, 26	GIGUERE	18,118
68	3/5	MONTREAL	3-1 W	32-24-8-4/76	39, 12, 18	GERBER	12,022
69	3/7	EDMONTON	1-4 L	32-25-8-4/76	5*	GIGUERE	15,818
70	3/9	DETROIT	4-1 W	33-25-8-4/78	20, 23, 34, 26*	GIGUERE	17,174*
71	3/12	CHICAGO	5-2 W	34-25-8-4/80	32, 12, 32, 39, 10S	GIGUERE	13,212
72	3/13	SAN JOSE	3-2 W (OT)	35-25-8-4/82	39, 5, 32	GERBER	12,931
73	3/15	@ PHOENIX	2-4 L	35-26-8-4/82	10, 12	GIGUERE, GERBER	14,451
74	3/16	CALGARY	2-2 T (OT)	35-26-9-4/83	39, 39+	GIGUERE	16,726
75	3/19	@ CHICAGO	4-3 W	36-26-9-4/85	39, 23, 9, 26	GIGUERE	12,236
76	3/20	@ ST. LOUIS	2-3 OTL (OT)	36-26-9-5/86	77, 32	GERBER	18,468
77	3/22	@ SAN JOSE	3-2 W (OT)	37-26-9-5/88	39, 39, 28	GIGUERE	17,496
78	3/24	COLUMBUS	5-0 W	38-26-9-5/90	12, 39, 44, 32, 44	GIGUERE	15,507
79	3/30	VANCOUVER	3-1 W	39-26-9-5/92	32, 77, 39	GERBER	17,174*
80	4/1	@ NASHVILLE	2-1 W (OT)	40-26-9-5/94	32, 32	GIGUERE	15,494
81	4/2	@ DALLAS	1-2 L	40-27-9-5/94	8	GERBER	18,532
82	4/4	COLORADO	3-4 OTL (OT)	40-27-9-6/95	32, 32, 28	GIGUERE	17,174*

GOAL KEY: UNDERLINE = POWER PLAY GOAL. * = SHORTHANDED GOAL. BOLD = GAME-WINNING GOAL. + = GAME-TYING GOAL. S = EMPTY NET GOAL. ITALIC = PENALTY SHOT GOAL. ^ = SELLOUT AT THE ARROWHEAD POND OF ANAHEIM. WHEN TWO GOALTENDERS PLAY IN ONE GAME, ALL CAPS RECEIVED DECISION.

2001-02 MIGHTY DUCKS OF ANAHEIM



Front Row L-R: Jean-Sebastien Giguere, Goaltending Consultant Francois Allaire, Assistant General Manager David McNab, President & General Manager Pierre Gauthier, Alternate Captain Steve Rucchin, Captain Paul Kariya, Alternate Captain Oleg Tverdovsky, Head Coach Bryan Murray, Assistant Coach Guy Charron, Assistant Coach Tom Watt, Steve Shields. **2nd Row L-R:** Assistant Equipment Manager John Alloway, Equipment Manager Mark O'Neill, Dan Bylsma, Ruslan Salei, Matt Cullen, Jeff Friesen, German Titov, Head Athletic Trainer Chris Phillips, Assistant Athletic Trainer Greg Thayer. **3rd Row L-R:** Timo Parssinen, Samuel Pahlsson, Kevin Sawyer, Niclas Havelid, Mike Leclerc, Keith Carney, Denny Lambert, Andy McDonald. **4th Row L-R:** Jason York, Patric Kjellberg, Marc Chouinard, Pavel Trnka, Vitaly Vishnevski.

2001-02 SEASON:

The Ducks finished the season 29-42-8-3 for 69 points... Anaheim went 15-13-2-0 in the last 30 contests...the Ducks had the best defensive season in franchise history...they had a team GAA of 2.39 (ranking ninth in the NHL) allowing just 198 goals the entire season...the previous club records were 206 goals allowed for a 2.48 GAA set in 1998-99...Anaheim also had the best penalty kill in club history...the PK unit killed 284-of-330 (86.1%) penalties, bettering the club record of 84.5% set in 1998-99...the fewest PP goals the club had allowed in a season was also set in 98-99, when it gave up 60 power play markers...in 2001-2002, the team shattered that record by allowing just 46 power play goals...Goaltender J.S. Giguere finished 2001-2002 with the fifth-best goals against average (2.13) and tied (with

Burke & Khabibulin) for the fifth-best save percentage (.920) in the NHL... he shattered the club record for lowest goals-against average, well ahead of Guy Hebert's 2.45 GAA in 1998-99...Paul Kariya finished the 2001-2002 regular season as the Ducks leader in goals (32), points (57), power play goals (11), game-winning goals (8) and shots (289)...defenseman Keith Carney led the team with a +14 rating in his first season with the Ducks... Head Coach Bryan Murray finished the 2001-2002 regular season ranked seventh in all-time coaching wins... he moved into seventh place with his 501st win on Jan. 26 @ Nashville (3-1 final)...his historic 500th NHL coaching win came the previous night on Jan. 25 @ Dallas in a 6-1 triumph (eighth coach in NHL history with 500 wins)...Murray also became the eighth coach in NHL history to coach 1,000 games on Nov. 28 vs. Edmonton.



Jean-Sebastien Giguere

2001-02 GAME-BY-GAME

GAME	DATE	OPPONENT	RESULT	RECORD/PTS.	DUCKS GOALS (BY #)	ANA. GOALTENDER(S)	ATTENDANCE
1	10/4	@ BOSTON	2-4 L	0-1-0-0/0	11, 9	SHIELDS	17,565
2	10/6	@ PITTSBURGH	4-2 W	1-1-0-0/2	17, 17*, 33, 16	SHIELDS	15,411
3	10/8	@ TORONTO	1-6 L	1-2-0-0/2	12	SHIELDS, BRYZGALOV	18,585
4	10/9	@ MONTREAL	1-3 L	1-3-0-0/2	11	SHIELDS	17,510
5	10/12	WASHINGTON	2-1 W	2-3-0-0/4	20, 33	SHIELDS	16,219
6	10/14	TAMPA BAY	2-3 L	2-4-0-0/4	12, 10	GIGUERE	9,579
7	10/17	BOSTON	2-2 T (OT)	2-4-1-0/5	20, 11	SHIELDS	10,348
8	10/18	@ LOS ANGELES	1-4 L	2-5-1-0/5	13	SHIELDS	13,916
9	10/21	VANCOUVER	3-1 W	3-5-1-0/7	24, 12, 16	GIGUERE	10,435
10	10/24	@ PHOENIX	3-2 W (OT)	4-5-1-0/9	21, 32, 12	GIGUERE	9,885
11	10/28	COLORADO	2-3 L	4-6-1-0/9	33, 26	GIGUERE	14,655
12	10/31	SAN JOSE	2-4 L	4-7-1-0/9	17, 9	SHIELDS	9,273
13	11/2	CHICAGO	5-2 W	5-7-1-0/11	9, 9, 20, 21, 26	GIGUERE	12,893
14	11/4	ATLANTA	5-0 W	6-7-1-0/13	21, 9, 21*, 12, 10	GIGUERE	9,876
15	11/7	CALGARY	3-3 T (OT)	6-7-2-0/14	28, 20, 9	GIGUERE	9,639
16	11/9	DETROIT	0-1 L	6-8-2-0/14	-	GIGUERE	17,174*
17	11/11	DALLAS	2-2 T (OT)	6-8-3-0/15	12, 11*	SHIELDS	11,918
18	11/14	SAN JOSE	2-4 L	6-9-3-0/15	24, 11	SHIELDS	9,852
19	11/16	@ COLUMBUS	2-3 L	6-10-3-0/15	10, 23	GIGUERE	18,136
20	11/17	@ WASHINGTON	1-4 L	6-11-3-0/15	26	GIGUERE	17,288
21	11/20	@ TAMPA BAY	2-3 L	6-12-3-0/15	9, 9	SHIELDS	15,012
22	11/21	@ FLORIDA	0-6 L	6-13-3-0/15	-	GIGUERE	15,232
23	11/24	@ NY ISLANDERS	3-5 L	6-14-3-0/15	13, 16, 9	GIGUERE	16,234
24	11/25	@ NY RANGERS	3-2 W	7-14-3-0/17	16, 25, 9	SHIELDS	18, 200
25	11/28	EDMONTON	0-2 L	7-15-3-0/17	-	SHIELDS	9,527
26	11/30	SAN JOSE	2-5 L	7-16-3-0/17	16, 21	GIGUERE	12,190
27	12/2	NASHVILLE	4-2 W	8-16-3-0/19	12, 11, 12, 17	SHIELDS	10,214
28	12/5	@ EDMONTON	2-3 OTL (OT)	8-16-3-1/20	16, 11	SHIELDS	15,545
29	12/6	@ VANCOUVER	2-3 L	8-17-3-1/20	7, 16	GIGUERE	15,972
30	12/8	@ CALGARY	4-0 W	9-17-3-1/22	9, 18, 33, 13	GIGUERE, SHIELDS	14,330
31	12/10	@ COLORADO	1-1 T (OT)	9-17-4-1/23	21	GIGUERE	18,007
32	12/12	VANCOUVER	0-1 OTL (OT)	9-17-4-2/24	-	GIGUERE	9,570
33	12/14	COLUMBUS	2-3 L	9-18-4-2/24	3, 17	SHIELDS	9,629
34	12/16	LOS ANGELES	2-3 OTL (OT)	9-18-4-3/25	13, 11	GIGUERE	17,002
35	12/18	@ MINNESOTA	5-1 W	10-18-4-3/27	18, 12, 19, 19, 12	GIGUERE	18,568
36	12/19	@ COLORADO	1-2 L	10-19-4-3/27	17	GIGUERE	18,007
37	12/21	PHOENIX	2-1 W	11-19-4-3/29	9, 17	GIGUERE	10,463
38	12/23	@ PHOENIX	4-0 W	12-19-4-3/31	19, 27, 32, 9	GIGUERE	13,815
39	12/26	@ SAN JOSE	2-1 W	13-19-4-3/33	12, 17	SHIELDS	17,496
40	12/27	@ LOS ANGELES	2-2 T (OT)	13-19-5-3/34	11, 17	GIGUERE	18,610
41	12/30	@ CHICAGO	1-2 L	13-20-5-3/34	18	SHIELDS	17,382
42	12/31	@ COLUMBUS	1-3 L	13-21-5-3/35	10	GIGUERE	18,136
43	1/02	@ DETROIT	3-5 L	13-22-5-3/35	26*, 10, 32	SHIELDS, GIGUERE	20,058
44	1/04	FLORIDA	1-2 L	13-23-5-3/35	11	GIGUERE	10,696
45	1/09	ST. LOUIS	2-3 L	13-24-5-3/35	18, 3	GIGUERE	9,375
46	1/11	@ MINNESOTA	2-2 T (OT)	13-24-6-3/36	16, 9	GIGUERE	18,568
47	1/12	@ NASHVILLE	1-2 L	13-25-6-3/36	11	SHIELDS	16,561
48	1/14	NASHVILLE	5-3 W	14-25-6-3/38	16, 9, 9, 9, 17	GIGUERE	9,522
49	1/16	BUFFALO	1-3 L	14-26-6-3/38	12	SHIELDS	9,845
50	1/18	@ EDMONTON	1-3 L	14-27-6-3/38	18	GIGUERE	16,558
51	1/19	@ CALGARY	1-2 L	14-28-6-3/38	19	GIGUERE	17,409
52	1/21	LOS ANGELES	2-4 L	14-29-6-3/38	12, 11	SHIELDS	17,079
53	1/23	MINNESOTA	3-2 W (OT)	15-29-6-3/40	12, 13, 3	GIGUERE	9,511
54	1/25	@ DALLAS	6-1 W	16-29-6-3/42	13, 17, 9, 12, 32, 17	GIGUERE	18,532
55	1/26	@ NASHVILLE	3-1 W	17-29-6-3/44	21, 17, 12	GIGUERE	15,537
56	1/28	@ ST. LOUIS	1-0 W	18-29-6-3/46	9	GIGUERE	18,909
57	1/30	COLUMBUS	3-1 W	19-29-6-3/48	11, 19, 17	GIGUERE	9,498
58	2/06	PHILADELPHIA	5-4 W	20-29-6-3/50	9, 9, 13, 9, 10	GIGUERE	13,614
59	2/08	CAROLINA	1-4 L	20-30-6-3/50	12	GIGUERE	10,589
60	2/10	DALLAS	1-5 L	20-31-6-3/50	12	SHIELDS	14,617
61	2/13	CALGARY	3-2 W	21-31-6-3/52	17, 7, 19	GIGUERE	9,583
62	2/27	MINNESOTA	3-5 L	21-32-6-3/52	9, 9, 26	GIGUERE	10,022
63	3/03	@ CHICAGO	1-2 L	21-33-6-3/52	17	GIGUERE	20,161
64	3/06	@ ATLANTA	4-1 W	22-33-6-3/54	3, 9, 18, 9	SHIELDS	11,016
65	3/08	NEW JERSEY	2-1 W	23-33-6-3/56	11, 9	SHIELDS	15,051
66	3/10	OTTAWA	2-4 L	23-34-6-3/56	13, 27	SHIELDS	12,358
67	3/13	PITTSBURGH	4-2 W	24-34-6-3/58	17, 17, 24, 20	GIGUERE	12,536
68	3/15	CHICAGO	1-1 T (OT)	24-34-7-3/59	13	GIGUERE	11,360
69	3/17	ST. LOUIS	2-3 L	24-35-7-3/59	19, 24	GIGUERE	12,702
70	3/19	@ DETROIT	2-1 W	25-35-7-3/61	9, 9	SHIELDS	20,058
71	3/21	@ PHILADELPHIA	1-2 L	25-36-7-3/61	11	SHIELDS	19,527
72	3/22	@ ST. LOUIS	2-3 L	25-37-7-3/61	9, 12	GIGUERE	19,534
73	3/24	@ DALLAS	2-1 W	26-37-7-3/63	20, 21	GIGUERE	18,532
74	3/27	PHOENIX	2-4 L	26-38-7-3/63	3, 13	GIGUERE	11,297
75	3/28	@ PHOENIX	2-1 W (OT)	27-38-7-3/65	20, 13	SHIELDS	14,725
76	3/30	@ VANCOUVER	1-4 L	27-39-7-3/65	33	SHIELDS	18,422
77	4/02	@ SAN JOSE	1-3 L	27-40-7-3/65	26	GIGUERE	17,496
78	4/03	DETROIT	1-1 T (OT)	27-40-8-3/66	11	SHIELDS, GIGUERE	17,174*
79	4/05	EDMONTON	2-0 W	28-40-8-3/67	9, 13	GIGUERE	13,369
80	4/07	DALLAS	4-1 W	29-40-8-3/69	18, 13, 12, 9	GIGUERE	14,661
81	4/12	COLORADO	1-3 L	29-41-8-3/69	11	GIGUERE	17,174*
82	4/14	@ LOS ANGELES	1-0 L	29-42-8-3/69	-	GIGUERE	18,349

GOAL KEY: UNDERLINE = POWER PLAY GOAL. * = SHORTHANDED GOAL. BOLD = GAME-WINNING GOAL. + = GAME-TYING GOAL. \$ = EMPTY NET GOAL. ITALIC = PENALTY SHOT GOAL. ^ = SELLOUT AT THE ARROWHEAD POND OF ANAHEIM. WHEN TWO GOALTENDERS PLAY IN ONE GAME, ALL CAPS RECEIVED DECISION.

2000-01 MIGHTY DUCKS OF ANAHEIM



Front Row L-R: Jean-Sebastien Giguere, Assistant Coach Kelly Miller, Assistant General Manager David McNab, President & General Manager Pierre Gauthier, Alternate Captain Steve Rucchin, Captain Paul Kariya, Alternate Captain Dan Bylsma, Chairman & Governor Tony Tavares, Head Coach Guy Charron, Associate Coach Terry Simpson, Gregg Naumenko. **2nd Row L-R:** Assistant Equipment Manager John Allaway, Equipment Manager Mark O'Neill, German Titov, Ruslan Salei, Oleg Tverdovsky, Matt Cullen, Jeff Friesen, Head Athletic Trainer Chris Phillips, Assistant Athletic Trainer Greg Thayer. **3rd Row L-R:** Mike Crowley, Pascal Trepanier, Marty McInnis, Tony Hrkac, Samuel Pahlsson, Petr Tenkrat, Niclas Havelid. **4th Row L-R:** Antti-Jussi Niemi, Jim Cummins, Pavel Trnka, Marc Chouinard, Mike Leclerc, Vitaly Vishnevski, Jonas Ronnqvist. Not Pictured: Steve Shields

2000-01 SEASON:

The Ducks finished the season 25-41-11-5 for 66 points...the team had a point in 10 of their last 16 games, winning seven of them (7-6-3-0)...the Ducks went 9-10-5-1 in their last 25 games...Anaheim posted a five-game winning streak at HOME, tying the club-record for consecutive victories at the Arrowhead Pond, Mar. 4 - Apr. 1 (set twice - 3/8-4/3, 1996 & 10/22-11/5, 1995)...Jean-Sebastien Giguere started

23 consecutive games for the Ducks, 2/11-4/4, tying the club-record set by Guy Hebert (2/5-3/26, 1997)... he posted back-to-back shutouts Mar. 11-13, just the second time in club history that had happened... Paul Kariya recorded his fifth 30+goal year over the previous six seasons and led the team with 67 points (33-34=67)...defenseman Oleg Tverdovsky led the team in assists (14-39=53), while leading team defensemen in all three categories...defenseman Vitaly Vishnevski finished fifth in the NHL in hits with 284.



Dan Bylsma

2000-01 GAME-BY-GAME

GAME	DATE	OPPONENT	RESULT	RECORD/PTS.	DUCKS GOALS (BY #)	ANA. GOALTENDER(S)	ATTENDANCE
1	10/6	MINNESOTA	3-1 W	1-0-0-0/2	19, 17, 16	HEBERT	16,520
2	10/8	ST. LOUIS	1-5 L	1-1-0-0/2		HEBERT	11,134
3	10/11	BOSTON	2-3 L (OT)	1-1-0-1/3	8, 19	HEBERT	11,167
4	10/14	@ NEW JERSEY	2-4 L	1-2-0-1/3	29 [*] , 8	HEBERT/ROUSSEL	14,789
5	10/16	@ NY RANGERS	4-3 W	2-2-0-1/5	16, 9, 26, 12	ROUSSEL	18,200
6	10/17	@ NY ISLANDERS	4-3 W	3-2-0-1/7	16, 12, 3, 8	HEBERT	6,336
7	10/20	@ BUFFALO	2-2 T (OT)	3-2-1-1/8	9, 15	ROUSSEL	17,409
8	10/21	@ PHILADELPHIA	4-3 W	4-2-1-1/10	20, 12, 15, 8	HEBERT	19,477
9	10/23	LOS ANGELES	4-5 L (OT)	4-2-1-2/11	16, 16, 12, 16	HEBERT	14,098
10	10/25	@ LOS ANGELES	2-6 L	4-3-1-2/11	9, 20	ROUSSEL/HEBERT	18,118
11	10/27	EDMONTON	3-2 W	5-3-1-2/13	17, 8, 9	HEBERT	13,592
12	10/29	@ CALGARY	6-3 W	6-3-1-2/15	15, 8, 20, 9, 19, 6	HEBERT	16,144
13	10/30	@ EDMONTON	3-5 L	6-4-1-2/15	10, 8, 17	HEBERT	12,002
14	11/1	PHOENIX	1-1 T (OT)	6-4-2-2/16	10+	HEBERT	11,602
15	11/4	@ NASHVILLE	3-3 T (OT)	6-4-3-2/17	13, 29, 27+	HEBERT	16,512
16	11/5	@ CHICAGO	2-4 L	6-5-3-2/17	8, 16	ROUSSEL/HEBERT	13,360
17	11/8	VANCOUVER	2-7 L	6-6-3-2/17	9 [*] , 29	HEBERT/ROUSSEL	11,588
18	11/11	@ COLORADO	1-3 L	6-7-3-2/17	24	ROUSSEL	18,007
19	11/12	DETROIT	2-3 L	6-8-3-2/17	12, 16	HEBERT	16,417
20	11/15	COLORADO	0-3 L	6-9-3-2/17	NONE	HEBERT	13,470
21	11/18	@ PHOENIX	6-2 W	7-9-3-2/19	16, 19, 15, 14, 8, 12	HEBERT	15,374
22	11/19	NY ISLANDERS	2-1 W	8-9-3-2/21	9, 8	HEBERT	13,047
23	11/22	NEW JERSEY	2-5 L	8-10-3-2/21	8, 17	HEBERT/ROUSSEL	13,932
24	11/24	@ CALGARY	2-2 T (OT)	8-10-4-2/22	9, 12	ROUSSEL	17,139
25	11/25	@ EDMONTON	2-3 L	8-11-4-2/22	15, 10	GIGUERE	17,100
26	11/28	@ VANCOUVER	1-4 L	8-12-4-2/22	28	GIGUERE	14,848
27	11/30	@ SAN JOSE	2-3 L (OT)	8-12-4-3/23	12, 9	ROUSSEL	17,496
28	12/3	LOS ANGELES	4-0 W	9-12-4-3/25	12, 10, 11, 9*	HEBERT	^17,174
29	12/5	@ ST. LOUIS	0-1 L	9-13-4-3/25	NONE	HEBERT	18,410
30	12/6	@ COLUMBUS	2-5 L	9-14-4-3/25	12, 17	HEBERT/ROUSSEL	15,648
31	12/8	@ MINNESOTA	1-0 W (OT)	10-14-4-3/27	10	HEBERT	18,064
32	12/10	DALLAS	0-1 L	10-15-4-3/27	NONE	HEBERT	12,671
33	12/13	COLUMBUS	5-4 W (OT)	11-15-4-3/29	9, 13, 28, 13, 28	HEBERT	11,630
34	12/15	NY RANGERS	6-4 W	12-15-4-3/31	17, 18, 9, 16, 12, 12	HEBERT	14,944
35	12/17	TAMPA BAY	3-1 W	13-15-4-3/33	10, 16, 15S	HEBERT	11,207
36	12/20	ATLANTA	2-4 L	13-16-4-3/33	16, 26	HEBERT	12,051
37	12/22	@ DETROIT	1-2 L (OT)	13-16-4-4/34	18	HEBERT	19,995
38	12/23	@ ST. LOUIS	2-5 L	13-17-4-4/34	29, 17	HEBERT	19,736
39	12/27	@ DALLAS	1-3 L	13-18-4-4/34	13	ROUSSEL	17,001
40	12/28	@ NASHVILLE	2-2 T (OT)	13-18-5-4/35	17, 18+	HEBERT	16,434
41	12/31	@ MINNESOTA	2-3 L	13-19-5-4/35	15, 7	HEBERT	18,064
42	1/3	FLORIDA	3-2 W (OT)	14-19-5-4/37	8, 13, 18	ROUSSEL	11,396
43	1/5	CALGARY	4-4 T (OT)	14-19-6-4/38	16, 16, 8, 8+	HEBERT	12,943
44	1/10	ST. LOUIS	2-4 L	14-20-6-4/38	28, 8	HEBERT	14,600
45	1/12	BUFFALO	0-4 L	14-21-6-4/38	NONE	HEBERT	13,372
46	1/14	@ CAROLINA	0-4 L	14-22-6-4/38	NONE	GIGUERE	13,013
47	1/15	@ PITTSBURGH	2-3 L	14-23-6-4/38	15, 15	HEBERT	17,148
48	1/17	@ ATLANTA	5-2 W	15-23-6-4/40	21, 8, 23, 23, 16	GIGUERE	15,040
49	1/19	PHOENIX	3-4 L	15-24-6-4/40	16, 10, 8	GIGUERE	14,280
50	1/21	COLORADO	2-4 L	15-25-6-4/40	16, 16	HEBERT/GIGUERE	16,417
51	1/24	MINNESOTA	0-5 L	15-26-6-4/40	NONE	GIGUERE	11,692
52	1/26	@ DETROIT	2-3 L	15-27-6-4/40	15, 27	HEBERT	19,995
53	1/27	@ COLUMBUS	1-2 L	15-28-6-4/40	32	GIGUERE	18,136
54	1/31	NASHVILLE	0-3 L	15-29-6-4/40	NONE	HEBERT	10,961
55	2/1	@ PHOENIX	4-2 W	16-29-6-4/42	27, 8, 8, 8S	GIGUERE	13,267
56	2/7	CHICAGO	2-3 L	16-30-6-4/42	9, 15	GIGUERE	11,682
57	2/9	WASHINGTON	3-4 L	16-31-6-4/42	9, 9, 10	HEBERT	12,942
58	2/11	CAROLINA	2-2 T (OT)	16-31-7-4/43	8, 12+	GIGUERE	12,630
59	2/14	EDMONTON	3-3 T (OT)	16-31-8-4/44	16, 8, 12+	GIGUERE	11,307
60	2/16	@ DALLAS	2-3 L (OT)	16-31-8-5/45	10, 27	GIGUERE	17,001
61	2/19	CALGARY	6-2 W	17-31-8-5/47	9, 9, 8, 8, 23*	GIGUERE	11,438
62	2/21	SAN JOSE	1-0 W	18-31-8-5/49	10	GIGUERE	12,973
63	2/23	@ SAN JOSE	1-3 L	18-32-8-5/49	8	GIGUERE	17,496
64	2/25	COLUMBUS	2-5 L	18-33-8-5/49	12, 9	GIGUERE	12,308
65	2/28	DETROIT	1-3 L	18-34-8-5/49	13	GIGUERE	15,761
66	3/2	DALLAS	2-5 L	18-35-8-5/49	10, 17	GIGUERE	14,660
67	3/4	LOS ANGELES	4-0 W	19-35-8-5/51	32, 8, 9, 9	GIGUERE	^17,174
68	3/7	MONTREAL	4-2 W	20-35-8-5/53	9, 17, 9, 15	GIGUERE	12,568
69	3/9	CHICAGO	3-1 W	21-35-8-5/55	9, 10, 9*S	GIGUERE	13,492
70	3/11	NASHVILLE	1-0 W (OT)	22-35-8-5/57	25	GIGUERE	13,888
71	3/13	@ WASHINGTON	2-0 W	23-35-8-5/59	26, 15	GIGUERE	14,502
72	3/14	@ TORONTO	2-3 L	23-36-8-5/59	9, 9	GIGUERE	19,038
73	3/16	@ OTTAWA	1-4 L	23-37-8-5/59	40	GIGUERE	18,500
74	3/18	@ CHICAGO	4-1 W	24-37-8-5/61	11, 19, 16, 26*	GIGUERE	15,014
75	3/21	@ DALLAS	0-8 L	24-38-8-5/61	NONE	GIGUERE/NAUMENKO	17,001
76	3/24	@ LOS ANGELES	3-3 T (OT)	24-38-9-5/62	27, 13, 10+	GIGUERE	18,118
77	3/29	@ SAN JOSE	4-7 L	24-39-9-5/62	9, 9, 13, 9	GIGUERE	17,496
78	3/30	@ VANCOUVER	2-2 T (OT)	24-39-10-5/63	11, 9	GIGUERE	18,422
79	4/1	VANCOUVER	2-1 W	25-39-10-5/65	27, 18	GIGUERE	16,006
80	4/4	@ COLORADO	1-1 T (OT)	25-39-11-5/66	9	GIGUERE	18,007
81	4/6	PHOENIX	2-5 L	25-40-11-5/66	32, 9	NAUMENKO	16,082
82	4/8	SAN JOSE	1-4 L	25-41-11-5/66	10	GIGUERE	^17,174

GOAL KEY: UNDERLINE = POWER PLAY GOAL. * = SHORTHANDED GOAL. BOLD = GAME-WINNING GOAL. + = GAME-TYING GOAL. \$ = EMPTY NET GOAL. ITALIC = PENALTY SHOT GOAL. ^ = SELLOUT AT THE ARROWHEAD POND OF ANAHEIM. WHEN TWO GOALTENDERS PLAY IN ONE GAME, ALL CAPS RECEIVED DECISION.

1999-00 MIGHTY DUCKS OF ANAHEIM



Front Row (sitting) L-R: Dominic Roussel, Assistant General Manager David McNab, President and General Manager Pierre Gauthier, Alternate Captain Teemu Selanne, Captain Paul Kariya, Alternate Captain Kevin Haller, Chairman and Governor Tony Tavares, Head Coach Craig Hartsburg, Guy Hebert. **Second Row L-R:** Assistant Equipment Manager John Allaway, Equipment Manager Mark O'Neill, Assistant Coach George Burnett, Jeff Nielsen, Matt Cullen, Marty McInnis, Ted Donato, Assistant Coach Newell Brown, Head Athletic Trainer Chris Phillips, Assistant Athletic Trainer Greg Thayer. **Third Row L-R:** Kip Miller, Tony Hrkac, Pascal Trepanier, Ruslan Salei, Oleg Tverdovsky, Fredrik Olausson, Niclas Havelid, Jorgen Jonsson, Ladislav Kohn. **Top Row L-R:** Mike Leclerc, Antti Aalto, Pavel Trnka, Stu Grimson, Steve Rucchin, Ed Ward, Jason Marshall, Vitaly Vishnevski.

1999-00 SEASON:

The Mighty Ducks finished 34-33-12-3 for 83 points...Anaheim went 3-2-0-1 in the last six games, 7-5-2-2 in the last 16 games and 14-10-6-2 in its last 32 contests...the Ducks were 19-13-7-2 at home, including 6-0-2-2 in their last 10 games...Anaheim was 7-1-3-2 in the last 13, and 12-7-3-2 in the last 24 games @ the Arrowhead Pond...the Ducks finished 15-20-5-1 on the road, including 7-7-3-1 in their last 18 road games...Anaheim had a five-game road unbeaten streak (3-0-2-0) snapped Feb. 12 @ STL, tying for the club's longest road unbeaten streak (done four other times)...the Ducks' five-game road winning streak from Nov. 26-Dec. 26 set a new club-record (old record was four games)...Oleg Tverdovsky was the only

Duck to play in all 82 games, while also leading all team defensemen in points (51)...Paul Kariya ranked fourth in the NHL in scoring with 86 points (leading the Ducks), despite missing eight games due to injury...Teemu Selanne finished the 1999-2000 season ranked fifth in the NHL in scoring with 85 points...despite missing 11 games due to injury, Steve Rucchin ranked second in the NHL in total faceoff wins (1,066- behind only Adam Oates)...defenseman Fredrik Olausson announced his retirement following the club's last game, finishing his final NHL season with 15-19=34 points in 70 games...Guy Hebert had most of the work in goal, playing in 68 games...he appeared in his 400th game as a Mighty Duck in the season finale Apr. 9 vs. Los Angeles.

1999-00 GAME-BY-GAME

GAME	DATE	OPPONENT	RESULT	RECORD/PTS.	DUCKS GOALS (BY #)	ANA. GOALTENDER(S)	ATTENDANCE
1	10/2	@ DALLAS	0-2 L	0-1-0-0/0	NONE	HEBERT	17,001
2	10/5	@ PHOENIX	0-4 L	0-2-0-0/0	NONE	HEBERT/ROUSSEL	15,780
3	10/8	DALLAS	3-0 W	1-2-0-0/2	5, 8, 10	HEBERT	▲17,174
4	10/11	SAN JOSE	5-3 W	2-2-0-0/4	17, 2, 10, 16, 20S	HEBERT	13,571
5	10/13	@ NEW JERSEY	2-3 L	2-3-0-0/4		HEBERT	11,109
6	10/15	@ TAMPA BAY	3-2 W	3-3-0-0/6		ROUSSEL	11,616
7	10/16	@ FLORIDA	2-3 L (OT)	3-3-0-1/7		HEBERT	14,854
8	10/19	@ WASHINGTON	7-1 W	4-3-0-1/9	7, 8, 12, 17, 8, 14, 12	HEBERT	10,522
9	10/21	@ CHICAGO	5-5 T (OT)	4-3-1-1/10	18, 9, 14, 16, 8+	HEBERT	14,093
10	10/24	BOSTON	2-3 L	4-4-1-1/10		HEBERT	14,712
11	10/27	PITTSBURGH	2-1 W (OT)	5-4-1-1/12		ROUSSEL	13,683
12	10/29	WASHINGTON	5-2 W	6-4-1-1/14		HEBERT	13,586
13	10/31	PHOENIX	0-3 L	6-5-1-1/14		NONE	13,896
14	11/3	PHILADELPHIA	3-3 T (OT)	6-5-2-1/15		ROUSSEL	13,898
15	11/7	EDMONTON	3-1 W	7-5-2-1/17		HEBERT	13,555
16	11/9	@ TORONTO	2-0 W	8-5-2-1/19		16, 9S	19,148
17	11/11	@ MONTREAL	1-2 L	8-6-2-1/19		HEBERT	20,573
18	11/13	@ OTTAWA	2-4 L	8-7-2-1/19		HEBERT	18,500
19	11/15	@ DETROIT	3-6 L	8-8-2-1/19		21, 9, 19	19,983
20	11/17	CALGARY	2-1 W	9-8-2-1/21		14, 29	12,928
21	11/19	CHICAGO	4-2 W	10-8-2-1/23		16, 20, 28, 2	15,264
22	11/22	MONTREAL	1-2 L	10-9-2-1/23		21	12,486
23	11/24	NEW JERSEY	1-2 L	10-10-2-1/23		2	13,474
24	11/26	@ DALLAS	4-2 W	11-10-2-1/25		15, 8, 8, 8	17,001
25	11/27	@ NASHVILLE	4-3 W	12-10-2-1/27		20, 9, 20	17,113
26	12/1	TAMPA BAY	2-4 L	12-11-2-1/27		9, 12	12,047
27	12/3	LOS ANGELES	1-1 T (OT)	12-11-3-1/28		7+	▲17,174
28	12/4	@ PHOENIX	2-1 W	13-11-3-1/30		33, 21	14,904
29	12/8	VANCOUVER	2-2 T (OT)	13-11-4-1/31		9, 20+	12,488
30	12/10	COLORADO	1-2 L	13-12-4-1/31		24	13,927
31	12/12	ATLANTA	4-1 W	14-12-4-1/33		8, 12, 29, 8S	12,886
32	12/15	@ COLORADO	4-2 W	15-12-4-1/35		19, 19, 21, 8	18,007
33	12/17	CHICAGO	2-0 W	16-12-4-1/37		28, 24	12,623
34	12/19	DETROIT	3-1 W	17-12-4-1/39		33, 17, 9	16,538
35	12/22	PHOENIX	2-8 L	17-13-4-1/39		9, 19	14,315
36	12/26	@ SAN JOSE	1-0 W	18-13-4-1/41		8	17,483
37	12/27	@ EDMONTON	1-4 L	18-14-4-1/41		15	17,100
38	12/29	@ CALGARY	1-3 L	18-15-4-1/41		21	15,511
39	12/31	@ DALLAS	4-5 L	18-16-4-1/41		17, 9, 9*, 21	17,001
40	1/5	FLORIDA	1-5 L	18-17-4-1/41		19	13,024
41	1/7	@ CAROLINA	4-4 T (OT)	18-17-5-1/42		8, 16*, 33, 19	12,002
42	1/8	@ DETROIT	3-5 L	18-18-5-1/42		12, 9*, 32	19,983
43	1/12	OTTAWA	0-2 L	18-19-5-1/42		NONE	12,501
44	1/14	ST. LOUIS	3-1 W	19-19-5-1/44		16, 9, 29	14,906
45	1/15	@ PHOENIX	2-4 L	19-20-5-1/44		2, 9	16,210
46	1/17	BUFFALO	0-5 L	19-21-5-1/44		NONE	13,617
47	1/19	DALLAS	3-1 W	20-21-5-1/46		14, 9, 9S	13,723
48	1/21	COLORADO	3-3 T (OT)	20-21-6-1/47		10, 9, 8+	▲17,174
49	1/22	@ SAN JOSE	3-4 L	20-22-6-1/47		8, 9, 9	17,483
50	1/26	NY ISLANDERS	2-4 L	20-23-6-1/47		8, 9	12,790
51	1/29	@ PITTSBURGH	7-1 W	21-23-6-1/49		8, 14, 9, 17, 20, 9, 15	17,124
52	1/31	@ BOSTON	4-2 W	22-23-6-1/51		9, 8, 8, 9	15,689
53	2/1	@ BUFFALO	2-2 T (OT)	22-23-7-1/52		2, 20+	18,690
54	2/3	@ PHILADELPHIA	3-3 T (OT)	22-23-8-1/53		10, 19, 8	19,742
55	2/8	@ LOS ANGELES	5-3 W	23-23-8-1/55		17, 6, 10, 20, 9	18,118
56	2/9	DALLAS	3-5 L	23-24-8-1/55		2, 17, 9	13,684
57	2/12	@ ST. LOUIS	3-6 L	23-25-8-1/55		11, 9, 9	20,216
58	2/14	@ CHICAGO	4-3 W	24-25-8-1/57		17, 20, 11, 21	13,737
59	2/16	CALGARY	6-5 W (OT)	25-25-8-1/59		5, 20, 9, 20, 2, 10	12,956
60	2/18	SAN JOSE	4-4 T (OT)	25-25-9-1/60		17, 8, 10, 24	16,868
61	2/21	ST. LOUIS	2-4 L	25-26-9-1/60		21, 24	13,346
62	2/23	VANCOUVER	4-4 T (OT)	25-26-10-1/61		10, 8, 20, 29+	12,682
63	2/27	EDMONTON	3-2 W	26-26-10-1/63		16, 2, 5	▲17,174
64	2/29	@ SAN JOSE	4-2 W	27-26-10-1/65		17, 16, 10, 12	17,483
65	3/2	@ VANCOUVER	1-3 L	27-27-10-1/65		11	13,918
66	3/3	@ CALGARY	1-4 L	27-28-10-1/65		11	HEBERT/ROUSSEL
67	3/5	NASHVILLE	1-0 W	28-28-10-1/67		22	13,601
68	3/8	NY RANGERS	3-4 L (OT)	28-28-10-2/68		15, 20, 8	13,565
69	3/11	@ ST. LOUIS	1-1 T (OT)	28-28-11-2/69		2+	HEBERT/ROUSSEL
70	3/14	@ COLORADO	2-4 L	28-29-11-2/69		10, 21	18,007
71	3/15	LOS ANGELES	2-2 T (OT)	28-29-12-2/70		20, 10	▲17,174
72	3/17	SAN JOSE	4-2 W	29-29-12-2/72		8, 2, 10, 8S	16,573
73	3/19	DETROIT	3-1 W	30-29-12-2/74		2, 2, 9	▲17,174
74	3/21	@ LOS ANGELES	5-2 W	31-29-12-2/76		21, 14, 11, 29, 9	17,494
75	3/22	@ EDMONTON	1-2 L	31-30-12-2/76		33	15,673
76	3/24	@ VANCOUVER	1-8 L	31-31-12-2/76		9	HEBERT/ROUSSEL
77	3/26	PHOENIX	4-3 W (OT)	32-31-12-2/78		8, 8, 2, 10	▲17,174
78	4/1	@ LOS ANGELES	1-2 L	32-32-12-2/78		8	18,118
79	4/3	NASHVILLE	3-1 W	33-32-12-2/80		20, 22, 11	15,759
80	4/5	@ CHICAGO	2-5 L	33-33-12-2/80		24, 9	15,112
81	4/7	@ NASHVILLE	5-1 W	34-33-12-2/82		20, 9*, 14, 20, 9	17,113
82	4/9	LOS ANGELES	3-4 L (OT)	34-33-12-3/83		9, 8, 8	▲17,174

GOAL KEY: UNDERLINE = POWER PLAY GOAL, * = SHORTHANDED GOAL, BOLD = GAME-WINNING GOAL, += GAME-TYING GOAL, \$ = EMPTY NET GOAL, ITALIC = PENALTY SHOT GOAL ^ = SELLOUT AT THE ARROWHEAD POND OF ANAHEIM. WHEN TWO GOALTENDERS PLAY IN ONE GAME, ALL CAPS RECEIVED DECISION.

1998-99 MIGHTY DUCKS OF ANAHEIM



Front Row (sitting) L-R: Dominic Roussel, Assistant Coach George Burnett, Assistant General Manager David McNab, President and General Manager Pierre Gauthier, Alternate Captain Teemu Selanne, Captain Paul Kariya, Alternate Captain Kevin Haller, Chairman and Governor Tony Tavares, Head Coach Craig Hartsburg, Assistant Coach Newell Brown, Guy Hebert. **Second Row L-R:** Assistant Trainer Greg Thayer, Head Trainer Greg Smith, Ted Drury, Matt Cullen, Steve Rucchin, Jason Marshall, Ruslan Salei, Goaltending Coach Francois Allaire, Head Equipment Manager Mark O'Neill, Assistant Equipment Manager John Allaway. **Third Row L-R:** Jeff Nielsen, Fredrik Olausson, Tomas Sandstrom, Travis Green, Johan Davidsson, Pascal Trepanier, Marty McInnis. **Top Row L-R:** Antti Aalto, Dan Trebil, Stu Grimson, Jim McKenzie, Jamie Pushor, Pavel Trnka.

POSTSEASON NOTES IN PLAYOFF SECTION

1998-99 SEASON:

The Mighty Ducks finished the season with a mark of 35-34-13 for 83 points, good for sixth in the Western Conference...the Ducks were a franchise-high five games over .500 five times (latest being a 34-29-12 record after a 2-2 tie @ the NYI on Apr. 3)...the club's 83 points were 18 more than they had in 1997-98 (65 points), the third largest increase in the NHL... Anaheim lost only 12 of its last 34 games (18-12-4) and finished one win shy of equaling the club-record for wins in one season...the club led the league in power play percentage with a 22.0% mark (83-for-378)...the Ducks' 79 PPG's from Nov. 1 through the end of the regular season were 15 more than anyone else in the NHL...Anaheim was 28-3-7 when leading after two periods...home record was 21-14-6 (7-3-2 in last 12)... the Ducks established a club-record seven-game

winning streak from Feb. 20-Mar. 7...Paul Kariya and Teemu Selanne combined to average 2.66 points-per-game, leading the league...Teemu Selanne's 47 goals earned him the first-ever Maurice "The Rocket" Richard Trophy, awarded to the NHL's highest goal scorer...Paul Kariya's 429 shots were the second-highest total in NHL history...Fredrik Olausson set club-records for defensemen in goals (16), assists (40) & points (56)...Guy Hebert and Dominic Roussel combined for a .921 SV%, the second-highest in the league...Hebert received most of the workload, ranking second in the NHL in games (68), and second in minutes (4083), while also ranking eighth in wins (31), and tied-for-fourth in shutouts (6)...Kevin Haller and Paul Kariya were the only two players to appear in all 82 regular season games.

1998-99 GAME-BY-GAME

GAME	DATE	OPPONENT	RESULT	RECORD/PTS.	DUCKS GOALS (BY #)	ANA. GOALTENDER(S)	ATTENDANCE
1	10/10	@ WASHINGTON	0-1 L	0-1-0/0	NONE	ROUSSEL	19,740
2	10/11	@ PHILADELPHIA	1-4 L	0-2-0/0	9	HEBERT	19,519
3	10/13	@ MONTREAL	0-1 L	0-3-0/0	NONE	HEBERT	20,046
4	10/15	@ CHICAGO	5-3 W	1-3-0/2	8, 25, 9*, 17, 8	HEBERT	14,710
5	10/21	BOSTON	3-0 W	2-3-0/4	33, 9, 2	HEBERT	^17,174
6	10/25	PHOENIX	2-2 T (OT)	2-3-1/5	8, 20+	HEBERT	16,113
7	10/28	TAMPA BAY	5-3 W	3-3-1/7	9, 17, 32, 32, 85	HEBERT	13,963
8	10/30	@ DALLAS	3-3 T (OT)	3-3-2/8	9, 20, 8+	HEBERT	16,528
9	10/31	@ ST. LOUIS	2-2 T (OT)	3-3-3/9	8, 9	HEBERT	13,941
10	11/4	ST. LOUIS	1-3 L	3-4-3/9	17	HEBERT	14,710
11	11/6	SAN JOSE	2-2 T (OT)	3-4-4/10	17, 24	HEBERT	15,958
12	11/8	DETROIT	2-3 L	3-5-4/10	17, 16	HEBERT	^17,174
13	11/11	CAROLINA	5-4 W (OT)	4-5-4/12	16, 8, 33, 9, 20	HEBERT	14,668
14	11/13	@ VANCOUVER	2-5 L	4-6-4/12	16, 20	ROUSSEL	15,582
15	11/14	@ CALGARY	1-0 W	5-6-4/14	25	HEBERT	16,288
16	11/16	LOS ANGELES	3-1 W	6-6-4/16	39*, 22, 95	HEBERT	16,067
17	11/18	NY RANGERS	3-1 W	7-6-4/18	20, 16, 95	HEBERT	15,245
18	11/20	EDMONTON	2-3 L (OT)	7-7-4/18	14, 9	HEBERT	16,367
19	11/22	CHICAGO	4-1 W	8-7-4/20	32, 16, 20, 14	HEBERT	16,423
20	11/25	@ DETROIT	2-5 L	8-8-4/20	9, 9	HEBERT	19,983
21	11/27	@ NASHVILLE	1-3 L	8-9-4/20	9	ROUSSEL	17,298
22	11/29	@ CAROLINA	1-3 L	8-10-4/20	39	HEBERT	6,871
23	12/1	@ PITTSBURGH	4-4 T (OT)	8-10-5/21	39, 2, 20, 39	HEBERT	11,314
24	12/3	@ CHICAGO	1-4 L	8-11-5/21	14	HEBERT	16,149
25	12/6	@ SAN JOSE	2-1 W	9-11-5/23	11, 16	HEBERT	16,321
26	12/9	VANCOUVER	4-4 T (OT)	9-11-6/24	22, 20, 22, 16	HEBERT	14,100
27	12/11	WASHINGTON	1-0 W	10-11-6/26	16	HEBERT	14,631
28	12/13	LOS ANGELES	3-0 W	11-11-6/28	8, 8, 9	HEBERT	^17,174
29	12/16	NASHVILLE	6-1 W	12-11-6/30	4, 8, 39, 39, 20, 8	HEBERT	14,222
30	12/18	NY ISLANDERS	2-2 T (OT)	12-11-7/31	8, 2	HEBERT	14,419
31	12/21	COLORADO	2-4 L	12-12-7/31	8, 39	HEBERT	16,568
32	12/22	@ COLORADO	1-0 W	13-12-7/33	19	ROUSSEL	16,061
33	12/28	@ OTTAWA	2-2 T (OT)	13-12-8/34	2, 16*	ROUSSEL	18,500
34	12/30	@ TORONTO	1-4 L	13-13-8/34	8	HEBERT	15,726
35	1/1	@ BUFFALO	7-2 W	14-13-8/36	20, 24, 20, 8, 39, 8, 8	HEBERT	18,595
36	1/2	@ BOSTON	1-2 L	14-14-8/36	8	HEBERT	17,565
37	1/4	@ NASHVILLE	1-2 L	14-15-8/36	2	HEBERT	13,507
38	1/6	BUFFALO	2-3 L (OT)	14-16-8/36	20, 8	HEBERT	15,002
39	1/8	PHOENIX	4-1 W	15-16-8/38	2, 20, 9	ROUSSEL	16,308
40	1/10	EDMONTON	6-4 W	16-16-8/40	2, 9, 39, 8, 8, 11*	ROUSSEL/HEBERT	^17,174
41	1/13	CALGARY	1-2 L	16-17-8/40	2	HEBERT	13,542
42	1/15	DALLAS	1-3 L	16-18-8/40	2	HEBERT	17,150
43	1/18	PITTSBURGH	5-3 W	17-18-8/42	2, 16, 17, 16, 95	HEBERT	15,016
44	1/20	NEW JERSEY	3-4 L	17-19-8/42	9, 20, 18	ROUSSEL	14,027
45	1/21	@ PHOENIX	3-3 T (OT)	17-19-9/43	18, 16, 9	ROUSSEL	16,210
46	1/27	COLORADO	3-4 L	17-20-9/43	20, 8, 20	HEBERT	15,011
47	1/28	@ COLORADO	2-6 L	17-21-9/43	16, 11	HEBERT	16,061
48	1/30	@ EDMONTON	0-1 L	17-22-9/43	NONE	HEBERT	17,100
49	2/3	CHICAGO	3-0 W	18-22-9/45	9, 11, 165	HEBERT	15,254
50	2/5	@ TAMPA BAY	5-3 W	19-22-9/47	11, 9, 20, 2, 9	HEBERT	10,872
51	2/6	@ ST. LOUIS	4-3 W	20-22-9/49	11, 16, 2, 27	HEBERT	20,290
52	2/10	PHILADELPHIA	5-4 W	21-22-9/51	8, 2, 8, 20, 2	HEBERT	16,357
53	2/12	DALLAS	2-3 L	21-23-9/51	8, 17	HEBERT	16,230
54	2/14	@ PHOENIX	5-1 W	22-23-9/53	8, 20, 18, 20, 33	HEBERT	16,210
55	2/15	@ LOS ANGELES	3-1 W	23-23-9/55	17, 17, 95	HEBERT	14,664
56	2/17	EDMONTON	2-6 L	23-24-9/55	8, 20	HEBERT/ROUSSEL	14,540
57	2/19	@ CALGARY	3-6 L	23-25-9/55	8, 17, 8	HEBERT	16,347
58	2/20	@ VANCOUVER	5-1 W	24-25-9/57	39, 8, 8, 9, 16	HEBERT	18,422
59	2/24	@ EDMONTON	2-1 W	25-25-9/59	8, 9	ROUSSEL	16,001
60	2/26	SAN JOSE	3-1 W	26-25-9/61	20, 8, 39	HEBERT	^17,174
61	2/27	@ SAN JOSE	4-1 W	27-25-9/63	8, 39, 9, 5	HEBERT	17,483
62	3/3	LOS ANGELES	2-1 W	28-25-9/65	11, 8	HEBERT	^17,174
63	3/5	NASHVILLE	3-2 W	29-25-9/67	19, 8, 19	ROUSSEL	15,839
64	3/7	DETROIT	3-1 W	30-25-9/69	16, 20*, 17	HEBERT	^17,174
65	3/10	VANCOUVER	4-4 T (OT)	30-25-10/70	18, 9, 8, 9	HEBERT	14,199
66	3/12	@ DALLAS	0-4 L	30-26-10/70	NONE	HEBERT/ROUSSEL	16,928
67	3/13	@ PHOENIX	0-1 L	30-27-10/70	NONE	HEBERT	16,210
68	3/17	OTTAWA	2-2 T (OT)	30-27-11/71	27, 11	HEBERT	16,026
69	3/18	@ LOS ANGELES	4-2 W	31-27-11/73	23, 8, 9, 8	HEBERT	12,037
70	3/21	FLORIDA	2-5 L	31-28-11/73	8, 18	HEBERT	16,434
71	3/26	DALLAS	5-1 W	32-28-11/75	16, 11, 8, 8, 9	HEBERT	16,533
72	3/28	CALGARY	5-1 W	33-28-11/77	9, 8, 19, 9, 33	HEBERT	15,975
73	3/31	@ NEW JERSEY	1-7 L	33-29-11/77	9	HEBERT/ROUSSEL	17,239
74	4/2	@ N.Y. RANGERS	4-1 W	34-29-11/79	8, 39, 8, 9	HEBERT	18,200
75	4/3	@ N.Y. ISLANDERS	2-2 T (OT)	34-29-12/80	2, 11+	ROUSSEL	12,297
76	4/5	@ DETROIT	2-3 L	34-30-12/80	17, 11	HEBERT	19,983
77	4/7	@ DALLAS	1-5 L	34-31-12/80	9	ROUSSEL/HEBERT	16,928
78	4/9	SAN JOSE	1-4 L	34-32-12/80	17	HEBERT	^17,174
79	4/11	PHOENIX	3-0 W	35-32-12/82	9, 19, 85	HEBERT	^17,174
80	4/14	ST. LOUIS	1-3 L	35-33-12/82	9	HEBERT	16,510
81	4/15	@ LOS ANGELES	3-4 L (OT)	35-34-12/82	17, 2, 8	ROUSSEL	14,669
82	4/17	@ SAN JOSE	3-3 T (OT)	35-34-13/83	33, 9, 17	ROUSSEL	17,483

GOAL KEY: UNDERLINE = POWER PLAY GOAL, * = SHORTHANDED GOAL, BOLD = GAME-WINNING GOAL, + = GAME-TYING GOAL, \$ = EMPTY NET GOAL, ITALIC = PENALTY SHOT GOAL, ^ = SELLOUT AT THE ARROWHEAD POND OF ANAHEIM. WHEN TWO GOALTENDERS PLAY IN ONE GAME, ALL CAPS RECEIVED DECISION.

1997-98 MIGHTY DUCKS OF ANAHEIM



Front Row (sitting) L-R: Mikhail Shtalenkov, Assistant Coach Don Hay, Assistant General Manager David McNab, President Tony Tavares, Alternate Captain Teemu Selanne, Captain Paul Kariya, Alternate Captain David Karpa, Vice President/General Manager Jack Ferreira, Head Coach Pierre Pagé, Assistant Coach Walt Kyle, Guy Hebert. **Second Row L-R:** Head Athletic Trainer Greg Smith, Goaltending Consultant François Alliare, Scott Young, Tomas Sandstrom, Steve Rucchin, Brent Severyn, Doug Houda, Tom Askey, Equipment Manager Mark O'Neill, Assistant Equipment Manager John Allaway. **Third Row L-R:** Massage Therapist John Worth, Strength & Conditioning Coach Todd Norman, Ted Drury, Drew Bannister, Shawn Antoski, Jamie Pushor, Jason Marshall, Travis Green, Assistant Trainer Greg Thayer. **Top Row L-R:** Josef Marha, Mike Leclerc, Matt Cullen, Pavel Trnka, Ruslan Salei, Jeremy Stevenson, J.F. Jomphe, Jeff Nielsen. **Unavailable for photo:** Frank Banham.

1997-98 SEASON:

The Ducks finished the season 26-43-13 for 65 points...the club went 6-7-4 over the last 17 games...Anaheim enjoyed the most success vs. the Atlantic Division, going 7-3-4 (.643 winning percentage) - marking the second best winning percentage vs. any division in franchise history (record is 66.7%, set in 1995-96 when the Ducks went 8-4-0 vs. the Northeast)...Anaheim had three players that ranked among NHL league leaders (including rookie leaders) in several categories (Selanne, Rucchin & Cullen)...the Mighty Ducks and Vancouver Canucks opened up their '97-98 NHL regular seasons with a two-game set in Tokyo


on Oct. 3-4. The games marked the first NHL regular season contests outside of North America... Teemu Selanne's sensational season included an 11-game goal scoring streak, three hat tricks, 10 game-winning goals, a club-record 13 goals in a month (November), a hat trick in the All-Star game, a Bronze Medal at the Winter Olympics, and a league-leading 52 goals (tied with Peter Bondra)... Selanne also became just the fourth player in NHL history to record at least 25% of his teams goals in one season...Paul Kariya suffered a season-ending concussion on Feb. 1 vs. Chicago and appeared in only 22 games on the season.

1997-98 GAME-BY-GAME

GAME	DATE	OPPONENT	RESULT	RECORD/PTS.	DUCKS GOALS (BY #)	ANA. GOALTENDER(S)	ATTENDANCE
1	10/3	@ VANCOUVER (JAPAN)	2-3 L	0-1-0/0	48, 11	HEBERT	10,500
2	10/4	VANCOUVER (JAPAN)	3-2 W	1-1-0/2	8, 17, 36	SHTALENKOV	10,500
3	10/10	OTTAWA	1-1 T (OT)	1-1-1/3	21+	HEBERT	17,174
4	10/13	BOSTON	0-3 L	1-2-1/3	NONE	HEBERT	16,486
5	10/15	PHILADELPHIA	2-2 T (OT)	1-2-2/4	16, 17+	SHTALENKOV	17,121
6	10/17	EDMONTON	2-1 W	2-2-2/6	29, 15	HEBERT	16,565
7	10/19	N.Y. ISLANDERS	2-5 L	2-3-2/6	15, 21	HEBERT, SHTALENKOV	17,112
8	10/21	@ PHOENIX	4-3 W	3-3-2/8	12, 8, 13, 10	SHTALENKOV	13,779
9	10/22	DETROIT	1-4 L	3-4-2/8	8	HEBERT	17,053
10	10/25	@ N.Y. ISLANDERS	4-2 W	4-4-2/10	17, 15, 8, 48* S	SHTALENKOV	14,523
11	10/26	@ N.Y. RANGERS	3-3 T (OT)	4-4-3/11	8, 8, 8+	HEBERT	18,200
12	10/28	@ TORONTO	2-2 T (OT)	4-4-4/12	21, 8+	SHTALENKOV	15,707
13	10/30	@ BOSTON	3-0 W	5-4-4/14	8, 10, 8	HEBERT	13,153
14	11/2	@ DETROIT	3-4 L	5-5-4/14	8, 20, 15	SHTALENKOV	19,983
15	11/5	TAMPA BAY	5-2 W	6-5-4/16	13, 13, 8, 17, 8	HEBERT	17,067
16	11/7	@ CALGARY	4-3 W (OT)	7-5-4/18	8, 24, 48, 48	HEBERT	16,487
17	11/8	@ VANCOUVER	3-2 W	8-5-4/20	48, 24, 8	SHTALENKOV	18,422
18	11/10	SAN JOSE	4-6 L	8-6-4/20	8, 8, 8, 23	HEBERT	17,174
19	11/12	MONTREAL	3-4 L (OT)	8-7-4/20	12, 14*, 24	HEBERT	17,174
20	11/14	VANCOUVER	3-3 T (OT)	8-7-5/21	8, 8, 13*	SHTALENKOV	17,174
21	11/16	DALLAS	0-4 L	8-8-5/21	NONE	SHTALENKOV	17,174
22	11/18	@ SAN JOSE	2-4 L	8-9-5/21	20, 12	HEBERT	16,645
23	11/19	CHICAGO	0-4 L	8-10-5/21	NONE	HEBERT	16,641
24	11/22	@ ST. LOUIS	2-0 W	9-10-5/23	40, 19	HEBERT	20,184
25	11/24	@ DALLAS	0-5 L	9-11-5/23	NONE	HEBERT, SHTALENKOV	15,851
26	11/26	NEW JERSEY	2-0 W	10-11-5/25	18, 20S	HEBERT	17,174
27	11/28	@ EDMONTON	3-1 W	11-11-5/27	8, 14*, 40	HEBERT	17,099
28	11/29	@ CALGARY	2-3 L (OT)	11-12-5/27	8, 8	SHTALENKOV	18,334
29	12/2	@ TORONTO	3-3 T (OT)	11-12-6/28	17, 14, 24+	HEBERT	15,620
30	12/3	@ BUFFALO	0-4 L	11-13-6/28	NONE	HEBERT	11,654
31	12/6	@ PITTSBURGH	2-5 L	11-14-6/28	8, 17*	HEBERT	15,216
32	12/10	PITTSBURGH	0-3 L	11-15-6/28	NONE	SHTALENKOV	17,036
33	12/12	WASHINGTON	6-4 W	12-15-6/30	8, 20, 36, 9, 8, 9S	HEBERT	17,174
34	12/17	TORONTO	2-6 L	12-16-6/30	40, 9	HEBERT	16,807
35	12/19	PHOENIX	2-6 L	12-17-6/30	9, 14	SHTALENKOV, HEBERT	16,560
36	12/21	SAN JOSE	2-4 L	12-18-6/30	8, 8	HEBERT	17,174
37	12/22	CALGARY	5-1 W	13-18-6/32	8, 12, 8, 19, 15	SHTALENKOV	16,975
38	12/27	@ ST. LOUIS	5-5 T (OT)	13-18-7/33	8, 16, 16, 9, 48	SHTALENKOV, HEBERT	20,381
39	12/28	@ CHICAGO	0-2 L	13-19-7/33	NONE	HEBERT	21,266
40	12/30	@ CAROLINA	1-2 L	13-20-7/33	8	HEBERT	8,309
41	1/1	@ WASHINGTON	2-3 L	13-21-7/33	7, 18	HEBERT	19,011
42	1/3	@ TAMPA BAY	4-1 W	14-21-7/35	18, 9, 14, 20	HEBERT	14,221
43	1/4	@ FLORIDA	3-3 T (OT)	14-21-8/36	9, 20*, 8+	HEBERT	14,703
44	1/7	BUFFALO	2-3 L	14-22-8/36	9, 13	HEBERT/SHTALENKOV	17,049
45	1/9	EDMONTON	1-5 L	14-23-8/36	14	HEBERT	17,174
46	1/11	DALLAS	2-1 W (OT)	15-23-8/38	19, 14	HEBERT	17,154
47	1/12	@ LOS ANGELES	2-3 L (OT)	15-24-8/38	18, 9	HEBERT	16,005
48	1/14	COLORADO	0-2 L	15-25-8/38	NONE	HEBERT	17,174
49	1/21	FLORIDA	8-3 W	16-25-8/40	9, 14, 9, 8, 9, 45, 16, 8	HEBERT	17,001
50	1/22	@ COLORADO	4-3 W	17-25-8/42	20, 16, 15, 9	SHTALENKOV	16,061
51	1/24	LOS ANGELES	3-3 T (OT)	17-25-9/43	8, 20, 9+	HEBERT	17,174
52	1/27	@ SAN JOSE	2-4 L	17-26-9/43	8, 9	SHTALENKOV	16,878
53	1/28	CALGARY	2-5 L	17-27-9/43	10, 48	HEBERT	16,758
54	2/1	CHICAGO	4-3 W (OT)	18-27-9/45	9, 9, 8, 8	HEBERT	17,174
55	2/4	NY RANGERS	3-2 W	19-27-9/47	20, 8, 8	HEBERT	17,174
56	2/7	LOS ANGELES	2-5 L	19-28-9/47	39, 45	HEBERT	17,174
57	2/25	@ VANCOUVER	2-5 L	19-29-9/47	33, 52	HEBERT	18,422
58	2/27	@ EDMONTON	4-0 W	20-29-9/49	20, 20, 23, 6*S	SHTALENKOV	17,099
59	3/1	ST. LOUIS	2-6 L	20-30-9/49	45, 48	SHTALENKOV/HEBERT	17,174
60	3/4	DETROIT	0-2 L	20-31-9/49	NONE	SHTALENKOV	17,174
61	3/6	SAN JOSE	0-3 L	20-32-9/49	NONE	HEBERT	17,174
62	3/8	CAROLINA	1-3 L	20-33-9/49	24	HEBERT/SHTALENKOV	17,174
63	3/9	@ LOS ANGELES	3-4 L (OT)	20-34-9/49	48*, 20, 8	SHTALENKOV	12,671
64	3/11	TORONTO	1-3 L	20-35-9/49	8	SHTALENKOV	17,174
65	3/13	@ DALLAS	3-6 L	20-36-9/49	29, 45, 10	SHTALENKOV/ASKEY	16,928
66	3/15	COLORADO	5-3 W	21-36-9/51	29, 17, 45, 10, 8S	SHTALENKOV	17,174
67	3/18	@ NEW JERSEY	0-3 L	21-37-9/51	NONE	SHTALENKOV	19,040
68	3/19	@ PHILADELPHIA	3-3 T (OT)	21-37-10/52	48, 8, 29+	SHTALENKOV	19,670
69	3/21	@ MONTREAL	5-4 W	22-37-10/54	29, 8, 48, 17, 8	SHTALENKOV	21,273
70	3/22	@ OTTAWA	5-2 W	23-37-10/56	29, 8, 20, 8, 8S	SHTALENKOV	17,177
71	3/25	@ CHICAGO	3-2 W	24-37-10/58	10, 48, 8	SHTALENKOV	18,438
72	3/26	@ DETROIT	3-3 T (OT)	24-37-11/59	39, 46, 7+	SHTALENKOV	19,983
73	3/28	@ COLORADO	3-5 L	24-38-11/59	10, 29, 23	SHTALENKOV/ASKEY	16,061
74	4/1	PHOENIX	1-5 L	24-39-11/59	20	SHTALENKOV/ASKEY	17,174
75	4/3	@ PHOENIX	3-6 L	24-40-11/59	20, 10, 20	SHTALENKOV	16,210
76	4/5	CALGARY	3-3 T (OT)	24-40-12/60	8, 39, 39+	ASKEY	17,174
77	4/8	EDMONTON	4-2 W	25-40-12/62	17, 10, 20, 8S	SHTALENKOV	17,174
78	4/9	@ SAN JOSE	2-5 L	25-41-12/62	10, 13	SHTALENKOV/ASKEY	17,483
79	4/13	COLORADO	2-2 T (OT)	25-41-13/63	22, 29+	ASKEY	17,174
80	4/15	@ EDMONTON	3-5 L	25-42-13/63	45, 10, 29	SHTALENKOV	17,099
81	4/19	@ LOS ANGELES	4-1 W	26-42-13/65	7, 38, 29, 10	SHTALENKOV	16,005
82	4/18	ST. LOUIS	3-5 L	26-43-13/65	38, 39, 19	ASKEY	17,174

GOAL KEY: UNDERLINE = POWER PLAY GOAL, * = SHORTHANDED GOAL, BOLD = GAME-WINNING GOAL, + = GAME-TYING GOAL, \$ = EMPTY NET GOAL, ITALIC = PENALTY SHOT GOAL, ^ = SELLOUT AT THE ARROWHEAD POND OF ANAHEIM. WHEN TWO GOALTENDERS PLAY IN ONE GAME, ALL CAPS RECEIVED DECISION.X

1996-97 MIGHTY DUCKS OF ANAHEIM



Front Row (sitting) L-R: Mikhail Shtalenkov, Head Coach Ron Wilson, Assistant General Manager David McNab, President Tony Tavares, Alternate Captain Bobby Dollas, Captain Paul Kariya, Alternate Captain Teemu Selanne, Vice President/General Manager Jack Ferreira, Vice President of Business Affairs Kevin Gilmore, Milos Holan, Guy Hebert. **Second Row L-R:** Head Athletic Trainer/Physical Therapist Paddy Jarit, Equipment Manager Mark O'Neill, Assistant Coach Walt Kyle, J.J. Daigneault, Ken Baumgartner, Jari Kurri, Brian Bellows, Joe Sacco, Assistant Coach Tim Army, Goaltending Consultant Francois Allaire, Assistant Equipment Manager John Alloway. **Third Row L-R:** Massage Therapist Dan Garcia, Warren Rychel, Dmitri Mironov, Steve Rucchin, Mark Janssens, Ted Drury, David Karpa, Kevin Todd, Strength & Conditioning Coach Dana White. **Top Row L-R:** Richard Park, Darren Van Impe, Sean Pronger, Shawn Antoski, Jason Marshall, Dan Trebil, J.F. Jomphe, Peter LeBoutillier.

POSTSEASON NOTES IN PLAYOFF SECTION

1996-97 SEASON:

Final Record: 36-33-13, 85 points (second, Pacific)...the clubs' first-ever winning season, earning the number four seed in the Western Conference playoffs and ninth-best record in the NHL...set a new club-record for points, overall wins, and home wins (23) in a season...had best record in West from Feb. 22-end of the season and the third-best record from Nov. 1-end of the season...home record was 23-12-6; road record was 13-21-7...Anaheim lost just three of its last 23 games, going 13-3-7 in that span, including a club-record 12-game unbeaten streak (7-0-5) from Feb. 22-Mar. 19...the Ducks finished 14-4-7 in their final 25 games, 16-6-7 in their last 29, and 22-12-8 in their last 42...had a franchise-record 14-game unbeaten streak (10-0-4) from Feb. 12-Apr. 9... Kariya/Selanne averaged a combined 1.41 points-per game, second in the league among tandems...

Kariya and Selanne rank 1st and 2nd, respectively, in goals scored from Jan. 10-end of the season with 32 and 28. The 60 goals are 46.5% of Anaheim's 129 in those 41 games...Paul Kariya, Teemu Selanne and Guy Hebert were named to the All-Star Game... Kariya wins Lady Byng Trophy for the second consecutive year...Kariya and Selanne each are named First Team NHL All-Stars...NHL leaders included Guy Hebert - 3rd in saves (1961), 4th in shots (2133), 5th in SV%, 5th in games (67), 6th in minutes (3863), 9th in wins (29); Paul Kariya - 1st in GWG's (10), 1st in shots (340), 3rd in PPG's (15), 3rd in points (99), 6th in PP pts. (34), 9th in goals (44), 12th in assists (55); Teemu Selanne - 2nd in points (109), 2nd in goals (51), 5th in GWG's (8), 5th in shooting pct. (18.7%), 8th in PP pts. (32), 9th in assists (58)...finished 56-333 on the power play (16.8%); 62-336 on the penalty kill (81.5%).

1996-97 GAME-BY-GAME

GAME	DATE	OPPONENT	RESULT	RECORD/PTS.	DUCKS GOALS (BY #)	ANA. GOALTENDER(S)	ATTENDANCE
1	10/5	@ TORONTO	1-4 L	0-1-0/0		HEBERT	15,746
2	10/7	@ MONTREAL	6-6 T (OT)	0-1-1/1	4, 17, 21, 8, 11, 2-	HEBERT	20,306
3	10/9	@ CHICAGO	2-0 W	1-1-1/3	8*, 32S	SHTALENKOV	17,795
4	10/10	@ COLORADO	6-6 T (OT)	1-1-2/4	13, 17, 21, 8, 16, 8-	HEBERT	16,061
5	10/12	@ PHOENIX	2-4 L	1-2-2/4	14, 10	SHTALENKOV	14,492
6	10/16	PHILADELPHIA	3-4 L	1-3-2/4	12, 16, 8	HEBERT	[^] 17,174
7	10/18	SAN JOSE	1-4 L	1-4-2/4	13	HEBERT	[^] 17,174
8	10/20	BOSTON	1-5 L	1-5-2/4	10	SHTALENKOV/HEBERT	[^] 17,174
9	10/22	@ PHILADELPHIA	0-3 L	1-6-2/4	NONE	HEBERT/SHTALENKOV	18,812
10	10/24	@ HARTFORD	1-4 L	1-7-2/4	8	HEBERT	12,328
11	10/27	CALGARY	1-4 L	1-8-2/4	12	HEBERT/SHTALENKOV	16,592
12	10/30	VANCOUVER	3-6 L	1-9-2/4	4, 16*, 10	SHTALENKOV	16,232
13	11/1	SAN JOSE	4-3 W	2-9-2/6	16, 8, 8, 8	HEBERT	17,112
14	11/3	COLORADO	1-1 T (OT)	2-9-3/7	10	HEBERT	17,025
15	11/6	MONTREAL	5-6 L	2-10-3/7	12, 18, 16, 9, 9	HEBERT	15,935
16	11/8	LOS ANGELES	7-4 W	3-10-3/9	14, 20, 8, 16, 9, 18, 18S	SHTALENKOV	[^] 17,174
17	11/11	DALLAS	2-3 L	3-11-3/9	9, 32	SHTALENKOV	16,072
18	11/13	TORONTO	3-2 W	4-11-3/11	12, 18, 17	SHTALENKOV	16,342
19	11/15	@ DALLAS	3-4 L	4-12-3/11	46, 14, 8	HEBERT	16,217
20	11/17	@ ST. LOUIS	2-4 L	4-13-3/11	20, 10	SHTALENKOV	14,853
21	11/20	NY ISLANDERS	2-2 T (OT)	4-13-4/12	12, 8	HEBERT	16,597
22	11/23	@ SAN JOSE	3-0 W	5-13-4/14	9, 9, 16	HEBERT	17,442
23	11/24	DETROIT	3-1 W	6-13-4/16	8, 18, 29	HEBERT	[^] 17,174
24	11/27	ST. LOUIS	2-3 L	6-14-4/16	20, 17	HEBERT	16,419
25	11/29	CHICAGO	2-0 W	7-14-4/18	9, 20	HEBERT	[^] 17,174
26	12/1	EDMONTON	4-2 W	8-14-4/20	9, 14, 12, 9S	HEBERT	16,735
27	12/4	TAMPA BAY	3-1 W	9-14-4/22	20, 18, 8, 8S	HEBERT	15,838
28	12/6	@ BUFFALO	1-1 T (OT)	9-14-5/23	46	HEBERT	16,416
29	12/7	@ PITTSBURGH	3-5 L	9-15-5/23	8, 15, 15	SHTALENKOV	16,326
30	12/9	@ BOSTON	5-2 W	10-15-5/25	14, 20, 13, 8, 23	HEBERT/SHTALENKOV	15,101
31	12/11	PITTSBURGH	3-7 L	10-16-5/25	9, 17, 23	SHTALENKOV/O'NEILL	[^] 17,174
32	12/13	WASHINGTON	5-4 W	11-16-5/27	15, 15, 46, 46, 2	SHTALENKOV	[^] 17,174
33	12/20	CALGARY	7-0 W	12-16-5/29	9*, 14, 14*, 20*, 15, 9, 8	HEBERT	17,084
34	12/23	PHOENIX	1-2 L	12-17-5/29	16	HEBERT	[^] 17,174
35	12/27	@ N.Y. RANGERS	2-3 L	12-18-5/29	13, 8	HEBERT	18,200
36	12/28	@ NEW JERSEY	3-5 L	12-19-5/29	13, 46*, 18	HEBERT	19,040
37	12/30	@ OTTAWA	4-3 W (OT)	13-19-5/31	17, 8, 14, 20	HEBERT	17,605
38	1/1	@ FLORIDA	3-0 W	14-19-5/33	23, 46, 15	HEBERT	14,703
39	1/3	@ TAMPA BAY	2-3 L	14-20-5/33	8, 46	HEBERT	17,769
40	1/6	VANCOUVER	1-5 L	14-21-5/33	8	HEBERT	17,012
41	1/8	FLORIDA	3-2 W	15-21-5/35	8, 20, 16	HEBERT	[^] 17,174
42	1/10	BUFFALO	5-2 W	16-21-5/37	23, 9*, 9, 8, 9	HEBERT	[^] 17,174
43	1/12	@ VANCOUVER	3-2 W	17-21-5/39	23, 8, 9	HEBERT	18,105
44	1/15	@ CALGARY	1-2 L	17-22-5/39	20	HEBERT	16,207
45	1/22	NEW JERSEY	3-1 W	18-22-5/41	8, 17, 9	HEBERT	[^] 17,174
46	1/23	@ PHOENIX	3-6 L	18-23-5/41	9, 9, 9	HEBERT/SHTALENKOV	15,177
47	1/25	@ LOS ANGELES	2-2 T (OT)	18-23-6/42	20, 54	HEBERT	16,005
48	1/27	@ ST. LOUIS	4-1 W	19-23-6/44	8, 15, 8, 54	HEBERT	16,267
49	1/29	@ DALLAS	1-3 L	19-24-6/44	52	HEBERT	15,118
50	1/31	HARTFORD	6-3 W	20-24-6/46	9, 23, 8, 54, 54, 20	HEBERT	[^] 17,174
51	2/2	COLORADO	2-5 L	20-25-6/46	29, 9	HEBERT	[^] 17,174
52	2/4	@ N.Y. ISLANDERS	3-4 L	20-26-6/46	28, 9, 14	SHTALENKOV	13,134
53	2/5	@ TORONTO	2-4 L	20-27-6/46	9, 8	HEBERT	15,726
54	2/8	@ EDMONTON	2-1 W (OT)	21-27-6/48	2, 8	HEBERT	16,743
55	2/9	@ CALGARY	1-6 L	21-28-6/48	8	HEBERT/SHTALENKOV	16,219
56	2/12	TORONTO	5-2 W	22-28-6/50	15, 10, 9, 17, 23	HEBERT	[^] 17,174
57	2/15	@ VANCOUVER	2-4 L	22-29-6/50	8, 9	HEBERT	18,422
58	2/17	EDMONTON	5-1 W	23-29-6/52	34, 14, 9*, 8, 20	HEBERT	[^] 17,174
59	2/20	@ LOS ANGELES	1-3 L	23-30-6/52	18	HEBERT	12,184
60	2/22	PHOENIX	4-2 W	24-30-6/54	8, 20, 14, 9	HEBERT	[^] 17,174
61	2/23	VANCOUVER	5-2 W	25-30-6/56	17, 9, 8, 12, 9S	HEBERT	[^] 17,174
62	2/26	EDMONTON	3-3 T (OT)	25-30-7/57	29, 2, 54-	HEBERT	[^] 17,174
63	2/28	@ WASHINGTON	4-1 W	26-30-7/59	9, 8, 16, 15S	HEBERT	18,130
64	3/2	@ DETROIT	1-1 T (OT)	26-30-8/60	13-	HEBERT	19,983
65	3/5	OTTAWA	4-1 W	27-30-8/62	8, 8, 23, 9S	HEBERT	[^] 17,174
66	3/7	N.Y. RANGERS	5-2 W	28-30-8/64	8, 13, 13, 9, 8S	HEBERT	[^] 17,174
67	3/9	@ COLORADO	2-2 T (OT)	28-30-9/65	9, 8-	HEBERT	16,061
68	3/12	DETROIT	2-1 W	29-30-9/67	8, 17	HEBERT	[^] 17,174
69	3/14	ST. LOUIS	4-4 T (OT)	29-30-10/68	15, 23, 23, 20	HEBERT	[^] 17,174
70	3/16	CALGARY	2-2 T (OT)	29-30-11/69	14, 54	HEBERT	[^] 17,174
71	3/19	LOS ANGELES	6-2 W	30-30-11/71	13, 15, 8, 32, 29, 8	HEBERT	[^] 17,174
72	3/21	@ COLORADO	3-4 L	30-31-11/71	9, 9, 8	HEBERT	16,061
73	3/23	@ EDMONTON	4-1 W	31-31-11/73	8, 9, 54, 33	HEBERT/SHTALENKOV	17,099
74	3/25	@ CALGARY	2-3 L	31-32-11/73	9, 17	HEBERT	17,118
75	3/26	@ VANCOUVER	3-5 L	31-33-11/73	23, 20, 23	HEBERT/SHTALENKOV	16,050
76	3/28	@ CHICAGO	4-3 W	32-33-11/75	9, 36, 23, 27	SHTALENKOV	21,941
78	3/30	@ DETROIT	1-0 W (OT)	33-33-11/77	20	SHTALENKOV	19,983
77	4/1	CHICAGO	3-3 T (OT)	33-33-12/78	36, 9, 20	SHTALENKOV	[^] 17,174
79	4/2	@ SAN JOSE	5-5 T (OT)	33-33-13/79	9, 17, 23, 34, 8	HEBERT	17,442
80	4/4	DALLAS	3-2 W	34-33-13/81	20, 8, 9	SHTALENKOV	[^] 17,174
81	4/9	LOS ANGELES	4-1 W	35-33-13/83	15, 33, 23, 8S	HEBERT	[^] 17,174
82	4/11	@ SAN JOSE	4-3 W	36-33-13/85	8, 34, 9, 9	HEBERT	17,442

GOAL KEY: UNDERLINE = POWER PLAY GOAL, * = SHORTHANDED GOAL, BOLD = GAME-WINNING GOAL, + = GAME-TYING GOAL, \$ = EMPTY NET GOAL, ^ = SELLOUT AT THE ARROWHEAD POND OF ANAHEIM. WHEN TWO GOALTENDERS PLAY IN ONE GAME, ALL CAPS RECEIVED DECISION.

1995-96 MIGHTY DUCKS OF ANAHEIM



Front Row (sitting) L-R: Mikhail Shtalenkov, Head Coach Ron Wilson, Assistant General Manager David McNab, President Tony Tavares, Governor Michael Eisner, Vice President/General Manager Jack Ferreira, Vice President of Hockey Operations Kevin Gilmore, Captain Randy Ladouceur, Guy Hebert. **Second Row L-R:** Equipment Manager Mark O'Neil, Assistant Equipment Manager John Allaway, Alternate Captain Paul Kariya, Alternate Captain Bobby Dollas, Alternate Captain Todd Ewen, Assistant Coach Al Sims, Assistant Coach Tim Army, Head Athletic Trainer/Physical Therapist Paddy Jarit. **Third Row L-R:** Anatoli Semenov, David Karpa, Peter Douris, Teemu Selanne, Shaun Van Allen, Fredrik Olausson, Ken Baumgartner, Garry Valk, Joe Sacco. **Top Row L-R:** Valeri Karpov, J.F. Jomphe, Jason York, Roman Oksiuta, Steve Rucchin, Jason Marshall, Alex Hicks, Darren Van Impe. Not Pictured: Milos Holan.

1995-96 SEASON:

Final Record: 35-39-8, 78 points (fourth, Pacific)...nearly qualified for a Western Conference playoff spot (the Ducks actually finished tied-for-8th in the conference with Winnipeg, but lost the tie breaker because the Jets had more wins)...Anaheim's 35 wins and 78 points marked new club records for one season...the Mighty Ducks finished out the season strong, going 6-1-1 in their last eight games and 12-3-2 in their last 17 games...the Ducks did a lot of their late-season damage at home, going 11-1-2 in their last 14 home games...Anaheim also had a 15-6-3 record in the last 24 contests and a 17-8-3 record in the last 28...the Ducks went 33-31-8 over the last 72 games after starting the season 2-8-0...the Mighty Ducks' home record was 22-15-4 (22 home wins was a franchise record for one season)...Anaheim ended the season with a club-record nine-game home unbeaten streak (8-0-1)...the Ducks went 11-1-2 in their last 14 at the Arrowhead Pond and 13-5-3 in their last 21...road record was 13-23-4...Anaheim had one of the best records in the NHL since March 1 (12-4-3); the second-best in the Western Conference...the Mighty Ducks earned 34.6% of their points on the season in the team's 19 games after March 1...Paul Kariya became the first Mighty Duck to make First Team NHL All Star, earning a spot on the 1995-96 squad at left wing. He also won the Lady Byng Trophy for the first time in his career...Here are a few facts of how Anaheim's acquisition of Teemu Selanne affected the Mighty Ducks...after Feb. 7, the day the trade went down: Anaheim earned a record of 17-9-3

(11-1-2 at home, 6-8-1 on the road)...the team earned club-records in overall winning streak (six games, Mar. 8-22), home winning streak (five games, Mar. 8-Apr. 3), home unbeaten streak (Mar. 8-Apr. 14, 8-0-1) and overall unbeaten streak (seven games, 6-0-1, Mar. 10-24)...the Ducks' power play went 29-145 for a .200 success rate (team had only gone 31-281 for .110 before trade)...Anaheim had three hat tricks (two by Selanne, one by Garry Valk). The Ducks had only one in their history before the arrival of Selanne (Terry Yake - Oct. 19, 1993 @ NYR)...Selanne's offensive numbers with Anaheim were 16-20=36 points in 28 appearances (1.29 points-per-game)...Paul Kariya's offensive numbers were 21-23=44 points in 29 appearances (1.52 points-per-game) after Selanne joined Anaheim...The Mighty Ducks were one of only three NHL clubs (also Colorado and Pittsburgh) to finish with two players in the top eight scoring leaders in 1995-96 (Paul Kariya, 50-58=108 pts. and Teemu Selanne, 40-68=108 pts.)...Anaheim was one of only eight teams in the NHL with a .900-plus team save percentage (.906) and a team goals-against-average (GAA) below 3.00 (2.97)...Anaheim finished tied-for-fifth in the league in save percentage and 10th in the league in GAA...Anaheim goaltending combined for a .952 save percentage and 2.08 GAA in 19 games from March 1 to the end of the season...Individually, Guy Hebert finished fourth in the league in save percentage with .914 on the season and tied-for-fifth in the league in shutouts with four (three of which came in his last 14 games).

1995-96 GAME-BY-GAME

GAME	DATE	OPPONENT	RESULT	RECORD/PTS.	DUCKS GOALS (BY #)	ANA. GOALTENDER(S)	ATTENDANCE
1	10/9	@ WINNIPEG	3-4 L	0-1-0/0	9, 26, 20	HEBERT	7,856
2	10/11	@ HARTFORD	2-3 L	0-2-0/0	9, 9	HEBERT	8,635
3	10/13	@ BUFFALO	4-1 W	1-2-0/2	9, 16, 20, 20S	SHTALENKOV	16,087
4	10/14	@ PITTSBURGH	2-5 L	1-3-0/2	20, 11	HEBERT	15,809
5	10/18	VANCOUVER	1-5 L	1-4-0/2	9	SHTALENKOV	*17,174
6	10/20	PHILADELPHIA	2-4 L	1-5-0/2	3, 18	HEBERT	*17,174
7	10/22	WINNIPEG	6-2 W	2-5-0/4	16, 9, 8, 18, 25*, 18	HEBERT	17,003
8	10/23	@ COLORADO	1-3 L	2-6-0/4	26	HEBERT/SHTALENKOV	16,061
9	10/26	@ DALLAS	2-5 L	2-7-0/4	2, 9	SHTALENKOV	13,671
10	10/27	@ ST. LOUIS	2-4 L	2-8-0/4	25, 21	HEBERT	17,384
11	10/29	CALGARY	7-2 W	3-8-0/6	22, 9, 16, 9, 16, 21, 22	HEBERT	17,060
12	11/1	ST. LOUIS	3-0 W	4-8-0/8	36, 25, 9S	HEBERT	16,642
13	11/3	N.Y. RANGERS	7-4 W	5-8-0/10	19, 20, 14, 21, 20, 26, 22	HEBERT	*17,174
14	11/5	NEW JERSEY	6-1 W	6-8-0/12	9, 22, 18*, 10, 26, 8	HEBERT	*17,174
15	11/7	@ TORONTO	3-6 L	6-9-0/12	26, 19, 14	HEBERT	15,673
16	11/8	@ MONTREAL	3-2 W (OT)	7-9-0/14	26, 10, 9	HEBERT	16,524
17	11/11	@ OTTAWA	3-2 W	8-9-0/16	26, 10, 17	HEBERT	8,988
18	11/13	LOS ANGELES	2-4 L	8-10-0/16	21, 9	HEBERT	*17,174
19	11/15	COLORADO	7-3 W	9-10-0/18	9, 9, 32, 19, 25, 20, 32	SHTALENKOV	*17,174
20	11/17	NY ISLANDERS	2-1 W (OT)	10-10-0/20	21, 16	HEBERT	*17,174
21	11/19	FLORIDA	3-4 L	10-11-0/20	20, 14, 16	HEBERT	*17,174
22	11/21	@ CALGARY	3-2 W	11-11-0/22	10, 26, 20	HEBERT	17,584
23	11/22	@ EDMONTON	0-2 L	11-12-0/22	NONE	SHTALENKOV	9,052
24	11/24	CHICAGO	4-5 L (OT)	11-13-0/22	19, 26, 20, 20	HEBERT	*17,174
25	11/29	WASHINGTON	2-2 T (OT)	11-13-1/23	8, 9*	SHTALENKOV	*17,174
26	12/1	@ DETROIT	2-5 L	11-14-1/23	15, 8	SHTALENKOV	19,881
27	12/2	@ TORONTO	4-4 T (OT)	11-14-2/24	7, 9, 8, 9	SHTALENKOV	15,746
28	12/4	@ N.Y. RANGERS	1-5 L	11-15-2/24	26	SHTALENKOV	18,200
29	12/6	@ TAMPA BAY	1-2 L	11-16-2/24	7	HEBERT	17,260
30	12/7	@ FLORIDA	3-3 T (OT)	11-16-3/25	9*, 25, 25+	HEBERT	12,142
31	12/10	EDMONTON	1-3 L	11-17-3/25	26	SHTALENKOV	*17,174
32	12/13	PITTSBURGH	6-3 W	12-17-3/27	25, 9, 12, 9, 14, 18S	SHTALENKOV	*17,174
33	12/15	OTTAWA	4-2 W	13-17-3/29	9, 10, 2, 25*	SHTALENKOV	*17,174
34	12/17	TORONTO	2-3 L (OT)	13-18-3/29	10, 32	SHTALENKOV	*17,174
35	12/19	SAN JOSE	4-7 L	13-19-3/29	21, 16, 5, 2	HEBERT/SHTALENKOV	*17,174
36	12/20	DETROIT	1-6 L	13-20-3/29	16	HEBERT	*17,174
37	12/22	VANCOUVER	2-6 L	13-21-3/29	36, 9	SHTALENKOV	*17,174
38	12/27	@ LOS ANGELES	1-7 L	13-22-3/29	3	SHTALENKOV/HEBERT	16,005
39	12/29	SAN JOSE	4-2 W	14-22-3/31	32, 19, 18, 18S	HEBERT	*17,174
40	12/31	LOS ANGELES	2-2 T (OT)	14-22-4/32	17, 14	HEBERT	*17,174
41	1/5	@ CALGARY	3-1 W	15-22-4/34	32, 24, 32	HEBERT	16,821
42	1/7	@ EDMONTON	1-3 L	15-23-4/34	25	HEBERT	9,456
43	1/9	@ PHILADELPHIA	2-2 T (OT)	15-23-5/35	24, 9	HEBERT	17,380
44	1/11	@ BOSTON	2-7 L	15-24-5/35	36, 10	HEBERT/SHTALENKOV	17,332
45	1/12	@ CHICAGO	0-3 L	15-25-5/35	NONE	HEBERT	21,555
46	1/14	@ WINNIPEG	6-4 W	16-25-5/37	12, 18, 9, 22, 14, 22S	HEBERT	10,661
47	1/17	CALGARY	1-4 L	16-26-5/37	12	HEBERT/SHTALENKOV	*17,174
48	1/24	@ VANCOUVER	2-1 W (OT)	17-26-5/39	2, 32	HEBERT	16,825
49	1/27	@ LOS ANGELES	4-5 L	17-27-5/39	11, 9, 20, 22	HEBERT	15,629
50	1/31	COLORADO	2-1 W	18-27-5/41	17*, 9	HEBERT	*17,174
51	2/2	HARTFORD	3-4 L	18-28-5/41	14, 20, 11	HEBERT	*17,174
52	2/4	CHICAGO	1-4 L	18-29-5/41	9	HEBERT	*17,174
53	2/7	TORONTO	1-2 L	18-30-5/41	9	SHTALENKOV	*17,174
54	2/10	@ N.Y. ISLANDERS	3-4 L	18-31-5/41	8, 21, 3	SHTALENKOV	14,329
55	2/11	@ NEW JERSEY	4-2 W	19-31-5/43	36, 12, 9, 8S	HEBERT	17,690
56	2/14	@ EDMONTON	2-3 L	19-32-5/43	29, 46	HEBERT	10,342
57	2/15	@ VANCOUVER	3-5 L	19-33-5/43	4, 8, 8	HEBERT/SHTALENKOV	16,367
58	2/17	@ LOS ANGELES	2-1 W (OT)	20-33-5/45	4, 9	SHTALENKOV	16,005
59	2/21	BOSTON	4-3 W (OT)	21-33-5/47	9, 9, 32, 32	SHTALENKOV	*17,174
60	2/23	@ CALGARY	2-3 L	21-34-5/47	11, 9	SHTALENKOV	17,516
61	2/25	SAN JOSE	4-3 W	22-34-5/49	8, 8, 8, 26	HEBERT	*17,174
62	2/26	@ COLORADO	2-3 L	22-35-5/49	14*, 8	SHTALENKOV	16,061
63	2/28	MONTREAL	5-2 W	23-35-5/51	20, 9, 26, 2*, 9	SHTALENKOV	*17,174
64	3/3	TAMPA BAY	2-2 T (OT)	23-35-6/52	9, 14+	SHTALENKOV	*17,174
65	3/5	DALLAS	1-3 L	23-36-6/52	8	SHTALENKOV	*17,174
66	3/8	BUFFALO	3-2 W (OT)	24-36-6/54	20, 2, 9	HEBERT	*17,174
67	3/10	LOS ANGELES	3-2 W	25-36-6/56	14*, 9, 9	HEBERT	*17,174
68	3/13	COLORADO	4-0 W	26-36-6/58	11, 11, 18, 20*	HEBERT	*17,174
69	3/17	ST. LOUIS	5-1 W	27-36-6/60	8, 8, 2, 8, 21	HEBERT	*17,174
70	3/19	@ WASHINGTON	2-1 W	28-36-6/62	11, 20	HEBERT	15,212
71	3/22	@ ST. LOUIS	6-1 W	29-36-6/64	9, 18, 18, 18, 9, 28	HEBERT	20,760
72	3/24	@ CHICAGO	2-2 T (OT)	29-36-7/65	14, 32+	HEBERT	21,633
73	3/25	@ DETROIT	1-5 L	29-37-7/65	13	HEBERT/SHTALENKOV	19,983
74	3/28	@ DALLAS	1-3 L	29-38-7/65	28	HEBERT	15,989
75	3/31	@ SAN JOSE	4-2 W	30-38-7/67	14, 8, 9, 11	HEBERT	17,190
76	4/3	EDMONTON	1-0 W	31-38-7/69	9	HEBERT	*17,174
77	4/5	DETROIT	2-2 T (OT)	31-38-8/70	28, 9	HEBERT	*17,174
78	4/7	@ SAN JOSE	5-3 W	32-38-8/72	28, 8, 9, 48, 11	HEBERT	17,190
79	4/8	VANCOUVER	2-0 W	33-38-8/74	20, 28	HEBERT	*17,174
80	4/10	@ COLORADO	3-7 L	33-39-8/74	9*, 2, 9	HEBERT	16,061
81	4/12	DALLAS	5-3 W	34-39-8/76	28, 20, 8, 14, 8	HEBERT	*17,174
82	4/14	WINNIPEG	5-2 W	35-39-8/78	28, 46, 22, 9, 9	HEBERT	*17,174

GOAL KEY: UNDERLINE = POWER PLAY GOAL, * = SHORTHANDED GOAL, BOLD = GAME-WINNING GOAL, + = GAME-TYING GOAL, \$ = EMPTY NET GOAL, A = SELLOUT AT THE ARROWHEAD POND. WHEN TWO GOALTENDERS PLAY IN ONE GAME, ALL CAPS RECEIVED DECISION.

1994-95 MIGHTY DUCKS OF ANAHEIM



Front Row (sitting) L-R: Mikhail Shtalenkov, Head Coach Ron Wilson, Assistant General Manager Pierre Gauthier, President Tony Tavares, Governor Michael Eisner, Vice President/General Manager Jack Ferreira, Vice President of Hockey Operations Kevin Gilmore, Captain Randy Ladouceur, Guy Hebert. **Second Row L-R:** Trainer Blynn DeNiro, Equipment Manager Mark O'Neill, Assistant Coach Al Sims, Tom Kurvers, Bobby Dollas, Alternate Captain Todd Ewen, Alternate Captain Bob Corkum, Jim Thomson, Assistant Coach Tim Army, Goaltending Coach Brian Hayward, Assistant Equipment Manager John Allaway. **Third Row L-R:** Mike Sillinger, David Karpa, Todd Krygier, Garry Valk, Robert Dirk, Steve Rucchin, Peter Douris, Shaun Van Allen, Joe Sacco, Stephan Lebeau. **Top Row L-R:** Don McSween, Milos Holan, Patrik Carnback, Steven King, Jason York, Oleg Tverdokvsky, Paul Kariya, Denny Lambert, Valeri Karpov.

1994-95 SEASON:

Final Record: 16-27-5, 37 points (sixth, Pacific)... played a shortened schedule (48 games) due to NHL work stoppage...finished season strong, going 8-9-1 in last 18 games ...stayed in the hunt for a playoff spot until the last week of the season, being eliminated with only two games remaining...improved play at home (11-9-4 record, which ranked fifth in the Western Conference for home record and 14th in the NHL); went 8-4-0 in last 12 home contests and 9-5-3 in their last 17 on home ice...15 players on final game lineup were not with the club on the last day of the previous season; five were acquired in trades since Feb. 2, 1995. In addition, only 10 players on the 1995 final game lineup were on the Ducks' inaugural game lineup on Oct. 8, 1993...13 players in final lineup were 25-years-old or younger; only three were 30+ years old (average age = 26.29 years)...11 rookies in the lineup, Anaheim led the NHL in rookie man-games for the season with 238. In 1995 Anaheim rookies combined to score 36-73=109 points (32.2% of

338 total points scored by the team)...Ducks had a 13-5-2 record when scoring first goal of a game, including 10-3-2 at home...club went 7-4 (.636) in one-goal games, including 5-0 at home...team had 731 penalty minutes (15.2 avg.) - the lowest in the NHL...soldout all 24 games at the Arrowhead Pond, giving the club a string of 49-straight sellouts... Anaheim was the only team in the league to have three players on its NHL roster selected in the NHL Supplemental Draft (which no longer exists) - Todd Krygier (HFD), Steven King (NYR) & Steve Rucchin (ANA). All three were selected by Dir. of Player Personnel David McNab when he was with each respective team...the Ducks' record in California was 14-10-3 with 33 points (89.2% of the team's 1995 total). Record outside the state was 2-17-0...Anaheim went 15-6-3 (.688) in games that the team scored three-or-more goals, including going 10-2-1 (.808) when scoring four-or-more. Record when scoring less-than-three goals stood at 1-21-2 (.083).


1994-95 GAME-BY-GAME

GAME	DATE	OPPONENT	RESULT	RECORD/PTS.	DUCKS GOALS (BY #)	ANA. GOALTENDER(S)	ATTENDANCE
1	1/20	@ EDMONTON	1-2 L	0-1-0/0		HEBERT	14,967
2	1/21	@ WINNIPEG	4-3 W	1-1-0/2	14, 21, 9, 2*	SHTALENKOV	9,725
3	1/23	EDMONTON	5-4 W (OT)	2-1-0/4	9, 24, 24, 14, 16	HEBERT	^17,174
4	1/25	DALLAS	1-4 L	2-2-0/4		SHTALENKOV	^17,174
5	1/27	WINNIPEG	3-2 W	3-2-0/6		HEBERT	^17,174
6	1/31	@ ST. LOUIS	2-7 L	3-3-0/6		HEBERT/SHTALENKOV	17,281
7	2/1	@ DALLAS	2-9 L	3-4-0/6		SHTALENKOV/HEBERT	16,924
8	2/3	DETROIT	2-5 L	3-5-0/6		HEBERT	^17,174
9	2/5	@ LOS ANGELES	3-2 W	4-5-0/8		SHTALENKOV	16,005
10	2/7	CHICAGO	0-3 L	4-6-0/8		SHTALENKOV	^17,174
11	2/9	@ CALGARY	1-5 L	4-7-0/8		HEBERT	17,883
12	2/12	@ EDMONTON	0-2 L	4-8-0/8		HEBERT	12,487
13	2/17	VANCOUVER	2-2 T (OT)	4-8-1/9		HEBERT	^17,174
14	2/18	@ SAN JOSE	6-3 W	5-8-1/11		SHTALENKOV/HEBERT	17,190
15	2/23	@ TORONTO	1-3 L	5-9-1/11		HEBERT	15,746
16	2/24	@ WINNIPEG	2-4 L	5-10-1/11		SHTALENKOV	12,843
17	2/26	CALGARY	3-5 L	5-11-1/11		HEBERT	^17,174
18	3/1	CHICAGO	3-1 W	6-11-1/13		HEBERT	^17,174
19	3/3	@ DALLAS	0-4 L	6-12-1/13		HEBERT	16,924
20	3/5	@ CHICAGO	0-3 L	6-13-1/13		HEBERT	21,546
21	3/7	@ ST. LOUIS	3-6 L	6-14-1/13		SHTALENKOV/HEBERT	19,115
22	3/9	DETROIT	4-4 T (OT)	6-14-2/14		HEBERT	^17,174
23	3/11	@ VANCOUVER	3-5 L	6-15-2/14		HEBERT	14,414
24	3/15	@ CALGARY	5-0 W	7-15-2/16		HEBERT	18,321
25	3/17	TORONTO	3-3 T (OT)	7-15-3/17		HEBERT	^17,174
26	3/19	ST. LOUIS	2-4 L	7-16-3/17		HEBERT	^17,174
27	3/21	LOS ANGELES	3-3 T (OT)	7-16-4/18		SHTALENKOV	^17,174
28	3/23	@ SAN JOSE	6-3 W	8-16-4/20		HEBERT	17,190
29	3/26	@ CHICAGO	2-5 L	8-17-4/20		HEBERT/SHTALENKOV	21,351
30	3/28	@ DETROIT	4-6 L	8-18-4/20		SHTALENKOV/HEBERT	19,875
31	3/30	WINNIPEG	3-1 W	9-18-4/22		HEBERT	^17,174
32	3/31	@ VANCOUVER	1-6 L	9-19-4/22		HEBERT/SHTALENKOV	13,649
33	4/2	SAN JOSE	5-4 W	10-19-4/24		HEBERT	^17,174
34	4/5	EDMONTON	4-3 W (OT)	11-19-4/26		SHTALENKOV	^17,174
35	4/7	DALLAS	0-2 L	11-20-4/26		HEBERT	^17,174
36	4/9	LOS ANGELES	5-1 W	12-20-4/28		HEBERT	^17,174
37	4/11	@ VANCOUVER	0-5 L	12-21-4/28		HEBERT	13,031
38	4/13	CALGARY	4-2 W	13-21-4/30		HEBERT	^17,174
39	4/15	VANCOUVER	1-3 L	13-22-4/30		HEBERT	^17,174
40	4/17	SAN JOSE	3-0 W	14-22-4/32		HEBERT	^17,174
41	4/19	@ TORONTO	2-3 L	14-23-4/32		HEBERT	15,746
42	4/21	@ DETROIT	5-6 L	14-24-4/32		HEBERT/SHTALENKOV	19,875
43	4/23	@ LOS ANGELES	2-2 T (OT)	14-24-5/33		HEBERT	16,005
44	4/24	CALGARY	2-1 W	15-24-5/35		HEBERT	^17,174
45	4/26	SAN JOSE	2-5 L	15-25-5/35		HEBERT	^17,174
46	4/30	@ LOS ANGELES	1-2 L	15-26-5/35		HEBERT/SHTALENKOV	16,005
47	5/1	ST. LOUIS	3-5 L	15-27-5/35		SHTALENKOV	^17,174
48	5/3	TORONTO	6-1 W	16-27-5/37		SHTALENKOV	^17,174

GOAL KEY: UNDERLINE = POWER PLAY GOAL, * = SHORTHANDED GOAL, BOLD = GAME-WINNING GOAL, += GAME-TYING GOAL, \$ = EMPTY NET GOAL, ^ = SELLOUT AT THE ARROWHEAD POND.
WHEN TWO GOALTENDERS PLAY IN ONE GAME, ALL CAPS RECEIVED DECISION.

NOTE - BOB CORKUM CHANGED FROM #20 TO #19, STEVE RUCCHIN CHANGED FROM #15 TO #20, AND DAVID KARPA WAS ASSIGNED #15 BEGINNING ON 3/9/95. BEFORE 3/9/95, #19 WAS WORN BY ANATOLI SEMENOV.

1993-94 MIGHTY DUCKS OF ANAHEIM



Front Row (sitting) L-R: Mikhail Shtalenkov, Alternate Captain Randy Ladouceur, Head Coach Ron Wilson, Assistant General Manager Pierre Gauthier, President Tony Tavares, Governor Michael Eisner, Vice President/General Manager Jack Ferreira, Director of Hockey Operations Kevin Gilmore, Captain Troy Loney, Guy Hebert. **Second Row L-R:** Trainer Blynn DeNiro, Equipment Manager Mark O'Neill, Assistant Coach Al Sims, Terry Yake, Bobby Dollas, Alternate Captain Stu Grimson, Alternate Captain Todd Ewen, Stephan Lebeau, Assistant Coach Tim Army, Goaltending Coach Brian Hayward, Assistant Equipment Manager John Allaway. **Third Row L-R:** Bob Corkum, Peter Douris, Joe Sacco, David Williams, Bill Houlder, Anatoli Semenov, Jim Thomson, Shaun Van Allen, Tim Sweeney, Don McSween. **Top Row L-R:** Scott McKay, Sean Hill, Scott Chartier, Maxim Bets, Steven King, Garry Valk, Mark Ferner, Patrik Carnback, John Lilley.

1993-94:

THE INAUGURAL SEASON

Final Record: 33-46-5, 71 points (fourth, Pacific) ...set an NHL first-year team record with 33 wins, tying Florida for most wins in a season...had 19 road wins - the most-ever by a first-year club in the NHL... had three separate road winning streaks of three games or more, including a four-game sweep of a Western Canada swing in late November...71 points were the fourth-highest point total ever for a first-year NHL club...home attendance averaged 16,989 (98.9% of capacity) with 27 sellouts, including the last 25 games of the year...won seven season-series, including four sweeps (Hartford 2-0, Philadelphia 2-0, N.Y. Rangers 2-0, Winnipeg 4-0)...team was 10-4-1 in Canada, including an eight game unbeaten streak (8-0-1)...15 players set new individual career-highs

for points in an NHL season and 20 set new career-highs in games played...Anaheim's team 2.97 GAA and .907 save percentage made the Mighty Ducks one of only eight teams in the league to have a GAA under 3.00 and a save percentage over .900...21 of 46 losses were decided by one goal (45.7%)...43-of-71 points were earned away from the Arrowhead Pond (60.6%)...team's record was 19-15-3 outside of the state of California...team had a 5-5-1 record when scoring two-or-more power play goals in a game, including a 2-0-0 record when scoring three...penalty killing ranked sixth overall in the league at 82.7%... Anaheim had a 6-2-1 record in games that they scored a shorthanded goal...the Mighty Ducks were one of three teams not to be called for an instigation penalty (Florida & Quebec being the others)... Anaheim held a 19-3-1 record (.848) when scoring four-or-more goals in a game.

1993-94 GAME-BY-GAME

GAME	DATE	OPPONENT	RESULT	RECORD/PTS.	DUCKS GOALS (BY #)	ANA. GOALTENDER(S)	ATTENDANCE
1	10/8	DETROIT	2-7 L	0-1-0/0		HEBERT	^A 17,320
2	10/10	NY ISLANDERS	3-4 L (OT)	0-2-0/0	19, 25, 20	TUGNUTT	15,386
3	10/13	EDMONTON	4-3 W	1-2-0/2	24, 17, 14, 23	TUGNUTT	15,570
4	10/15	BOSTON	1-1 T (OT)	1-2-1/3		TUGNUTT	16,850
5	10/17	CALGARY	2-2 T (OT)	1-2-2/4		HEBERT	16,527
6	10/19	@ NY RANGERS	4-2 W	2-2-2/6	24, 25, 25, 25	HEBERT	17,643
7	10/20	@ NEW JERSEY	0-4 L	2-3-2/6		TUGNUTT	14,009
8	10/23	@ MONTREAL	1-4 L	2-4-2/6		HEBERT	16,861
9	10/25	@ OTTAWA	1-4 L	2-5-2/6		TUGNUTT	10,206
10	10/28	@ SAN JOSE	3-4 L	2-6-2/6	2, 8, 20	HEBERT	16,183
11	10/29	WASHINGTON	2-5 L	2-7-2/6		TUGNUTT	16,436
12	10/31	SAN JOSE	1-2 L (OT)	2-8-2/6		HEBERT	16,014
13	11/3	DALLAS	5-4 W	3-8-2/8	19, 23, 3, 18, 19	TUGNUTT	16,186
14	11/5	NEW JERSEY	3-6 L	3-9-2/8		TUGNUTT/HEBERT	16,666
15	11/7	PITTSBURGH	4-5 L	3-10-2/8	6, 25, 19, 21	HEBERT	17,083
16	11/9	DALLAS (AT PHX)	4-2 W	4-10-2/10	36, 18, 24, 20S	HEBERT	8,143
17	11/11	@ CALGARY	4-5 L	4-11-2/10	16, 20, 16, 7	HEBERT	19,811
18	11/14	@ VANCOUVER	2-3 L	4-12-2/10		SHTALENKOV	13,710
19	11/17	TORONTO	3-4 L	4-13-2/10	8, 19, 25	SHTALENKOV/HEBERT	17,083
20	11/19	@ VANCOUVER	6-3 W	5-13-2/12	36, 19, 29, 16, 18, 14	TUGNUTT	15,550
21	11/21	@ EDMONTON	4-2 W	6-13-2/14	36, 22, 6, 2	TUGNUTT	12,348
22	11/22	@ CALGARY	2-1 W	7-13-2/16		HEBERT	18,222
23	11/24	@ WINNIPEG	2-1 W	8-13-2/18		TUGNUTT	12,147
24	11/26	SAN JOSE	3-4 L	8-14-2/18	17, 21, 21	TUGNUTT	^A 17,199
25	11/27	@ SAN JOSE	0-1 L	8-15-2/18		HEBERT	17,190
26	12/1	WINNIPEG	5-2 W	9-15-2/20	14, 36, 19, 17, 25	TUGNUTT	17,003
27	12/2	@ LOS ANGELES	2-3 L	9-16-2/20		HEBERT	16,005
28	12/5	TAMPA BAY	2-4 L	9-17-2/20		TUGNUTT	16,480
29	12/7	FLORIDA	2-3 L	9-18-2/20		HEBERT	16,474
30	12/12	ST. LOUIS	2-1 W (OT)	10-18-2/22		HEBERT	17,017
31	12/14	@ DETROIT	2-5 L	10-19-2/22		TUGNUTT	19,687
32	12/15	@ TORONTO	1-0 W	11-19-2/24		HEBERT	15,728
33	12/17	@ DALLAS	3-2 W	12-19-2/26		HEBERT	16,801
34	12/19	@ CHICAGO	0-2 L	12-20-2/26		TUGNUTT	18,472
35	12/20	@ WINNIPEG	7-5 W	13-20-2/28	25, 17, 23, 20, 36, 25, 16	HEBERT	14,033
36	12/22	DALLAS	2-3 L (OT)	13-21-2/28		TUGNUTT	^A 17,232
37	12/26	LOS ANGELES	2-3 L	13-22-2/28		HEBERT	^A 17,296
38	12/28	@ NY ISLANDERS	3-0 W	14-22-2/30		TUGNUTT	16,297
39	12/30	@ WASHINGTON	0-3 L	14-23-2/30		TUGNUTT	17,616
40	1/1	@ FLORIDA	2-4 L	14-24-2/30		HEBERT	14,669
41	1/2	@ T. BAY (ORL.)	4-1 W	15-24-2/32	4, 18*, 25, 16S	TUGNUTT	10,871
42	1/6	@ CHICAGO	6-2 W	16-24-2/34	20, 8, 18, 20*, 23, 6	TUGNUTT	17,460
43	1/8	@ ST. LOUIS	5-3 W	17-24-2/36	24, 16, 23, 23, 16	HEBERT	18,143
44	1/10	DETROIT	4-6 L	17-25-2/36		TUGNUTT	^A 17,196
45	1/12	SAN JOSE	2-5 L	17-26-2/36		HEBERT/TUGNUTT	^A 17,176
46	1/14	HARTFORD	6-3 W	18-26-2/38	21, 20*, 8, 21, 8, 18S	HEBERT	^A 17,204
47	1/16	VANCOUVER	3-4 L	18-27-2/38		TUGNUTT/HEBERT	^A 17,203
48	1/18	@ TORONTO	3-3 T (OT)	18-27-3/39		HEBERT	15,728
49	1/19	@ DETROIT	4-4 T (OT)	18-27-4/40		HEBERT	19,875
50	1/24	ST. LOUIS	2-3 L (OT)	18-28-4/40		HEBERT	^A 17,178
51	1/26	WINNIPEG	3-1 W	19-28-4/42		HEBERT	^A 17,190
52	1/28	N.Y. RANGERS	3-2 W	20-28-4/44		HEBERT	^A 17,250
53	1/29	@ LOS ANGELES	1-5 L	20-29-4/44		HEBERT/TUGNUTT	16,005
54	2/2	CALGARY	2-4 L	20-30-4/44		TUGNUTT	17,214
55	2/4	VANCOUVER	3-0 W	21-30-4/46		HEBERT	^A 17,229
56	2/6	CHICAGO	2-3 L	21-31-4/46		HEBERT	17,265
57	2/11	LOS ANGELES	3-5 L	21-32-4/46		HEBERT	^A 17,345
58	2/13	@ EDMONTON	6-3 W	22-32-4/48	24, 14, 25, 14, 25, 18	TUGNUTT	13,453
59	2/16	PHILADELPHIA	6-3 W	23-32-4/50	22, 20, 7, 14, 14, 24	HEBERT	^A 17,268
60	2/18	QUEBEC	0-1 L	23-33-4/50		TUGNUTT	^A 17,263
61	2/20	@ ST. LOUIS	1-4 L	23-34-4/50		HEBERT	18,150
62	2/23	@ BUFFALO	2-4 L	23-35-4/50		HEBERT	15,651
63	2/24	@ PITTSBURGH	2-2 T (OT)	23-35-5/51	8, 14+*	SHTALENKOV	17,168
64	2/26	@ QUEBEC	6-3 W	24-35-5/53	2, 47, 3, 18, 23, 14	HEBERT	15,032
65	3/2	MONTREAL	2-5 L	24-36-5/53		HEBERT	^A 17,248
66	3/4	EDMONTON	4-1 W	25-36-5/55	2, 8, 4, 14	HEBERT	^A 17,278
67	3/6	@ SAN JOSE	0-6 L	25-37-5/55		HEBERT/SHTALENKOV	17,190
68	3/8	@ CHICAGO (@ PHX)	0-3 L	25-38-5/55		SHTALENKOV	13,847
69	3/9	BUFFALO	0-3 L	25-39-5/55		HEBERT	^A 17,256
70	3/11	CHICAGO	2-3 L	25-40-5/55		HEBERT	^A 17,265
71	3/13	OTTAWA	5-1 W	26-40-5/57	24, 36, 6, 18, 20	SHTALENKOV	^A 17,225
72	3/16	LOS ANGELES	5-2 W	27-40-5/59	14, 4, 47, 8, 8	SHTALENKOV	^A 17,325
73	3/22	@ DALLAS	3-4 L	27-41-5/59		SHTALENKOV	16,914
74	3/24	@ BOSTON	3-5 L	27-42-5/59		HEBERT	14,448
75	3/26	@ HARTFORD	3-2 W	28-42-5/61	22*, 22, 36	HEBERT	15,635
76	3/27	@ PHILADELPHIA	3-2 W (OT)	29-42-5/63		HEBERT	17,380
77	3/30	@ LOS ANGELES	5-2 W	30-42-5/65	23, 47, 39, 16, 14S	HEBERT	16,005
78	3/31	EDMONTON	2-3 L (OT)	30-43-5/65		HEBERT	^A 17,293
79	4/2	TORONTO	3-1 W	31-43-5/67		HEBERT	17,281
80	4/6	@ CALGARY	2-4 L	31-44-5/67		HEBERT	20,230
81	4/8	@ EDMONTON	3-1 W	32-44-5/69		HEBERT	15,701
82	4/9	@ VANCOUVER	3-1 W	33-44-5/71		SHTALENKOV	16,150
83	4/11	CALGARY	0-3 L	33-45-5/71		SHTALENKOV	^A 17,291
84	4/13	VANCOUVER	1-2 L	33-46-5/71		HEBERT	^A 17,295

GOAL KEY: UNDERLINE = POWER PLAY GOAL; * = SHORTHANDED GOAL; BOLD = GAME-WINNING GOAL; + = GAME-TYING GOAL; S = EMPTY NET GOAL. WHEN TWO GOALTENDERS PLAY IN ONE GAME, ALL CAPS RECEIVED DECISION. ^ = SELLOUT AT THE ARROWHEAD POND.

YEAR-BY-YEAR FINAL STATISTICS

2008-09 FINAL STATISTICS

POS	NO.	PLAYER	GP	TOI	G	A	PTS	+/-	PIM	PP	SH	GW	S	PCTG
C	15	RYAN GETZLAF	81	20:07	25	66	91	5	121	9	0	2	227	11.0
R	10	COREY PERRY	78	18:36	32	40	72	10	109	10	0	8	283	11.3
D	27	SCOTT NIEDERMAYER	82	26:55	14	45	59	-8	70	9	0	2	178	7.9
R	9	*BOBBY RYAN	64	15:26	31	26	57	13	33	12	0	3	174	17.8
R	8	TEEMU SELANNE	65	16:29	27	27	54	-3	36	16	0	5	186	14.5
D	25	CHRIS PRONGER	82	26:56	11	37	48	0	88	4	0	2	196	5.6
C	48	*ANDREW EBBETT	48	13:52	8	24	32	8	24	6	0	0	100	8.0
C	26	*ERIK CHRISTENSEN	64	13:38	7	21	28	-9	20	2	0	0	122	5.7
D	34	*JAMES WISNIEWSKI	48	19:51	3	21	24	9	30	1	0	0	89	3.4
D	19	*RYAN WHITNEY	48	23:51	2	21	23	-14	28	1	0	0	71	2.8
C	44	ROB NIEDERMAYER	79	15:34	14	7	21	-17	42	1	1	2	88	15.9
C	22	TODD MARCHANT	72	14:31	5	13	18	-2	34	0	2	0	101	5.0
R	16	GEORGE PARROS	74	6:15	5	5	10	8	135	0	0	0	47	10.6
L	18	DREW MILLER	27	12:59	4	6	10	0	17	0	0	0	45	8.9
C	17	*PETTERI NOKELAINEN	50	11:15	4	5	9	2	16	0	1	0	56	7.1
C	20	RYAN CARTER	48	9:05	3	6	9	3	52	0	0	1	40	7.5
D	3	BRET HEDICAN	51	16:18	1	5	6	-7	36	0	0	0	40	2.5
D	23	FRANCOIS BEAUCHEMIN	20	24:54	4	1	5	-3	12	0	0	2	45	8.9
D	53	*BRETT FESTERLING	40	16:40	0	5	5	5	18	0	0	0	15	0.0
R	13	**MIKE BROWN	48	8:08	2	2	4	-7	145	0	0	2	44	4.5
D	21	*SHELDON BROOKBANK	44	12:07	1	3	4	4	76	0	0	0	30	3.3
D	60	*BRENDAN MIKKELSON	34	13:56	0	2	2	0	17	0	0	0	19	0.0
D	55	*BRIAN SALCIDO	2	12:17	0	1	1	2	0	0	0	0	1	0.0
L	64	*MATT BELESKEY	2	11:09	0	0	0	0	0	0	0	0	0	0.0
R	50	*TROY BODIE	4	8:08	0	0	0	0	0	0	0	0	5	0.0

NO.	GOALTENDER	GPI	MINS	AVG	W	L	OT	EN	SO	GA	SA	SV%	G	A	PIM
1	JONAS HILLER	46	2486	2.39	23	15	1	6	4	99	1217	.919	0	0	0
35	J.S. GIGUERE	46	2458	3.10	19	18	6	3	2	127	1274	.900	0	0	4
ANA GOALTENDING TOTALS		82	4988	2.83	42	33	7	9	6	235	2500	.906			

* Rookie

^ Acquired Midseason

2007-08 FINAL STATISTICS

POS	NO.	PLAYER	GP	TOI	G	A	PTS	+/-	PIM	PP	SH	GW	S	PCTG
C	15	RYAN GETZLAF	77	19:38	24	58	82	32	94	4	1	2	185	13.0
R	10	COREY PERRY	70	17:57	29	25	54	12	108	11	0	4	200	14.5
L	14	CHRIS KUNITZ	82	16:54	21	29	50	8	80	7	1	6	196	10.7
D	25	CHRIS PRONGER	72	26:00	12	31	43	1-	128	8	0	4	182	6.6
R	4	TODD BERTUZZI	68	16:27	14	26	40	8	97	4	0	2	121	11.6
D	11	MATHIEU SCHNEIDER	65	22:17	12	27	39	22	50	5	0	2	139	8.6
C	39	^DOUG WEIGHT	67	14:36	10	15	25	4	32	2	0	1	96	10.4
D	27	SCOTT NIEDERMAYER	48	23:54	8	17	25	2-	16	7	0	3	87	9.2
R	8	TEEMU SELANNE	26	18:07	12	11	23	5	8	7	0	2	87	13.8
D	23	FRANCOIS BEAUCHEMIN	82	25:31	2	19	21	9-	59	0	0	2	144	1.4
D	7	*MARC-ANDRE BERGERON	55	17:23	9	10	19	16-	20	8	0	1	108	8.3
D	40	KENT HUSKINS	76	16:04	4	15	19	23	59	1	0	2	46	8.7
C	22	TODD MARCHANT	75	14:49	9	7	16	3-	48	0	0	0	93	9.7
C	44	ROB NIEDERMAYER	78	17:42	8	8	16	1	54	0	1	1	111	7.2
C	26	SAMUEL PAHLSSON	56	18:46	6	9	15	2-	34	0	3	3	94	6.4
R	54	*BOBBY RYAN	23	11:15	5	5	10	1-	6	3	0	0	37	13.5
D	21	SEAN O'DONNELL	82	17:14	2	7	9	9	84	0	1	0	25	8.0
C	20	*RYAN CARTER	34	10:29	4	4	8	2-	36	0	0	1	56	7.1
L	32	TRAVIS MOEN	77	15:49	3	5	8	10-	81	0	1	1	98	3.1
L	18	*DREW MILLER	26	11:11	2	3	5	1-	6	0	0	0	30	6.7
D	33	JOE DIPENTA	23	10:39	1	4	5	3	16	0	0	0	5	20.0
R	16	GEORGE PARROS	69	5:56	1	4	5	3	183	0	0	0	30	3.3
L	24	BRAD MAY	61	6:37	3	1	4	2	53	0	0	2	34	8.8
C	17	^BRIAN SUTHERBY	50	8:35	1	1	2	4-	64	0	0	0	49	2.0
C	56	*PETTERI WIRTANEN	3	4:11	1	0	1	1	2	0	0	1	1	100.0
R	28	MARK MOWERS	17	9:02	1	0	1	0	8	0	0	0	6	16.7
C	48	*ANDREW EBBETT	3	13:18	0	0	0	3	2	0	0	0	3	.0
D	20	MAXIM KONDRATIEV	4	7:30	0	0	0	2-	0	0	0	0	1	.0
R	42	JASON KING	4	10:56	0	0	0	3-	0	0	0	0	2	.0
C	20	GEOFF PLATT	5	11:17	0	0	0	2	2	0	0	0	4	.0

NO.	GOALTENDER	GPI	MINS	AVG	W	L	OT	EN	SO	GA	SA	SV%	G	A	PIM
1	*JONAS HILLER	23	1223	2.06	10	7	1	0	0	42	578	.927	0	1	0
35	J.S. GIGUERE	58	3310	2.12	35	17	6	5	4	117	1508	.922	0	0	4
ANA GOALTENDING TOTALS		82	5007	2.20	47	27	8	6	4	179	1930	.907			

* Rookie

^ Acquired Midseason

YEAR-BY-YEAR FINAL STATISTICS

2006-07 FINAL STATISTICS

POS	NO.	PLAYER	GP	TOI	G	A	PTS	+/-	PIM	PP	SH	GW	S	PCTG		
R	8	TEEMU SELANNE	82	17:41	48	46	94	26	82	25	0	10	257	18.7		
C	19	ANDY MCDONALD	82	17:35	27	51	78	16	46	8	0	3	252	10.7		
D	27	SCOTT NIEDERMAYER	79	27:30	15	54	69	6	86	9	0	3	172	8.7		
L	14	CHRIS KUNITZ	81	17:03	25	35	60	23	81	11	0	5	180	13.9		
C	25	CHRIS PRONGER	66	27:05	13	46	59	27	69	8	0	2	166	7.8		
D	15	RYAN GETZLAF	82	15:03	25	33	58	17	66	11	1	6	203	12.3		
R	17	*DUSTIN PENNER	82	13:59	29	16	45	2-	58	9	0	5	204	14.2		
R	10	COREY PERRY	82	12:28	17	27	44	12	55	4	0	3	194	8.8		
D	23	FRANCOIS BEAUCHEMIN	71	25:28	7	21	28	7	49	2	0	0	128	5.5		
C	26	SAMUEL PAHLSSON	82	17:21	8	18	26	4-	42	0	0	1	111	7.2		
C	22	TODD MARCHANT	56	15:10	8	15	23	7	44	0	3	2	115	7.0		
L	32	TRAVIS MOEN	82	14:48	11	10	21	4-	101	0	0	0	124	8.9		
D	21	SEAN O'DONNELL	79	19:55	2	15	17	9	92	0	0	1	47	4.3		
C	44	ROB NIEDERMAYER	82	16:38	5	11	16	8-	77	0	0	0	106	4.7		
D	5	^RIC JACKMAN	31	13:41	2	10	12	0	20	1	0	1	36	5.6		
R	38	*RYAN SHANNON	53	10:38	2	9	11	2-	10	0	0	0	77	2.6		
L	45	SHAWN THORNTON	48	8:26	2	7	9	3	88	0	0	0	60	3.3		
D	33	JOE DIPENTA	76	12:09	2	6	8	1	48	0	0	1	33	6.1		
L	24	^BRAD MAY	24	9:49	0	4	4	1-	21	0	0	0	22	.0		
C	13	^MARK HARTIGAN	12	10:46	1	2	3	1	6	1	0	0	15	6.7		
D	40	KENT HUSKINS	33	14:04	0	3	3	3-	14	0	0	0	16	.0		
G	35	J GIGUERE	56	57:56	0	2	2	0	0	0	0	0	0	.0		
R	16	^GEORGE PARROS	34	5:03	1	0	1	3-	102	0	0	0	19	5.3		
G	29	^SEBASTIEN CARON	2	44:05	0	0	0	0	0	0	0	0	0	.0		
G	30	ILYA BRYZGALOV	27	55:52	0	0	0	0	0	0	0	0	0	.0		
RNK	SW#	GOALTENDER	GPI	MINS	AVG	W	L	OT	EN	SO	GA	SA	SV %	G	A	PIM
29		SEBASTIEN CARON	1	28	2.14	0	0	0	1	0	1	6	.833	0	0	0
7	35	J GIGUERE	56	3245	2.26	36	10	8	1	4	122	1490	.918	0	2	0
19	30	ILYA BRYZGALOV	27	1509	2.47	10	8	6	0	1	62	668	.907	0	0	0
31		*MICHAEL WALL	4	202	2.97	2	2	0	1	0	10	81	.877	0	1	0
ANA GOALTENDING TOTALS			82	5010	2.37	48	20	14	3	5	198	2248	.912			

* Rookie

^ Acquired Midseason

2005-06 FINAL STATISTICS

POS	NO.	PLAYER	GP	TOI	G	A	PTS	+/-	PIM	PP	SH	GW	S	PCTG		
R	13	TEEMU SELANNE	80	17:47	40	50	90	28	44	18	0	5	267	15.0		
C	19	ANDY MCDONALD	82	16:48	34	51	85	24	32	13	0	7	229	14.8		
D	27	SCOTT NIEDERMAYER	82	25:30	13	50	63	8	96	9	0	3	181	7.2		
R	15	JOFFREY LUPUL	81	16:37	28	25	53	13-	48	12	2	2	296	9.5		
L	38	*CHRIS KUNITZ	69	13:53	19	22	41	16	71	5	1	2	149	12.8		
C	44	ROB NIEDERMAYER	76	17:52	15	24	39	5-	89	4	1	2	140	10.7		
C	51	*RYAN GETZLAF	57	12:34	14	25	39	6	22	10	0	1	116	12.1		
D	23	*FRANCOIS BEAUCHEMIN	72	23:09	8	28	36	2	52	4	0	3	137	5.8		
C	22	TODD MARCHANT	79	17:15	9	25	34	2	66	0	0	0	132	6.8		
R	17	JONATHAN HEDSTROM	79	16:16	13	14	27	2	48	2	2	5	99	13.1		
R	61	*COREY PERRY	56	11:34	13	12	25	1	50	4	0	2	98	13.3		
L	29	TODD FEDORUK	76	8:24	4	19	23	6	174	0	0	1	69	5.8		
C	26	SAMUEL PAHLSSON	82	16:30	11	10	21	1-	34	0	3	1	116	9.5		
D	24	RUSLAN SALEI	78	22:30	1	18	19	17	114	0	0	0	108	.9		
L	12	JEFF FRIESE	51	13:22	4	7	11	15-	32	0	0	1	75	5.3		
D	21	SEAN O'DONNELL	78	16:33	2	9	11	6	147	0	0	0	33	6.1		
D	33	JOE DIPENTA	72	13:31	2	6	8	8	46	0	0	0	27	7.4		
D	5	VITALY VISHNEVSKI	82	16:25	1	7	8	8	91	0	0	0	90	1.1		
L	32	TRAVIS MOEN	39	11:02	4	1	5	3-	72	0	0	0	28	14.3		
D	6	JASON MARSHALL	23	11:46	0	4	4	2	34	0	0	0	25	.0		
G	30	*ILYA BRYZGALOV	31	51:17	0	2	2	0	4	0	0	0	0	.0		
G	35	J GIGUERE	60	57:10	0	0	0	0	20	0	0	0	0	.0		
SW#	GOALTENDER	GPI	MINS	AVG	W	L	T	EN	SO	GA	SA	SV %	G	A	PIM	
12	30	*ILYA BRYZGALOV	31	1575	2.51	13	12	1	2	1	66	733	.910	0	2	4
21	35	J GIGUERE	60	3381	2.66	30	15	11	4	2	150	1692	.911	0	0	20
ANA GOALTENDING TOTALS			82	4987	2.67	43	27	12	6	3	222	2431	.909			

* Rookie

YEAR-BY-YEAR FINAL STATISTICS

2003-04 FINAL STATISTICS

POS	NO.	PLAYER	GP	TOI	G	A	PTS	+/-	PIM	PP	SH	GW	GT	S	PCTG
C	91	SERGEI FEDOROV	80	21:04	31	34	65	5-	42	9	2	6	1	268	11.6
L	40	VACLAV PROSPAL	82	18:37	19	35	54	9-	54	7	0	4	1	185	10.3
R	39	PETR SYKORA	81	17:57	23	29	52	9-	34	6	0	2	0	277	8.3
C	20	STEVE RUCCHIN	82	19:46	20	23	43	14-	12	9	1	1	0	148	13.5
C	15	*JOFFREY LUPUL	75	13:36	13	21	34	6-	28	4	0	2	1	137	9.5
C	19	ANDY MCDONALD	79	16:33	9	21	30	13-	24	2	1	1	1	162	5.6
C	44	ROB NIEDERMAYER	55	19:28	12	16	28	6-	34	6	0	2	1	111	10.8
D	28	NICLAS HAVELID	79	22:38	6	20	26	28-	28	5	0	3	0	122	4.9
D	14	MARTIN SKOULA	79	18:22	4	21	25	5	32	1	0	0	1	84	4.8
C	26	SAMUEL PAHLSSON	82	16:51	8	14	22	2-	52	1	0	2	0	134	6.0
L	10	JASON KROG	80	11:58	6	12	18	4-	16	1	0	1	0	111	5.4
L	23	STANISLAV CHISTOV	56	12:19	2	16	18	16-	26	2	0	0	0	70	2.9
D	5	VITALY VISHNEVSKI	73	17:09	6	10	16	0	51	0	0	0	0	86	7.0
D	8	SANDIS OZOLINSH	36	19:56	5	11	16	7-	24	1	0	2	1	58	8.6
D	24	RUSLAN SALEI	82	23:41	4	11	15	1-	110	0	1	2	0	145	2.8
L	27	PETR SCHASTLIVY	65	10:08	4	4	8	4-	18	1	0	2	0	85	4.7
D	3	KEITH CARNEY	69	21:42	2	5	7	5-	42	1	0	0	0	58	3.4
L	38	*CHRIS KUNITZ	21	9:07	0	6	6	1	12	0	0	0	0	31	.0
L	12	MIKE LECLERC	10	15:37	1	3	4	1-	4	0	0	0	0	19	5.3
D	4	LANCE WARD	46	8:40	0	4	4	1-	94	0	0	0	0	26	.0
L	17	*CAM SEVERSON	31	7:21	3	0	3	3-	50	1	0	0	0	24	12.5
L	55	GARRETT BURNETT	39	3:35	1	2	3	0	184	0	0	0	0	24	4.2
C	18	*MIKAEL HOLMQUIST	21	8:23	2	0	2	6-	25	0	0	0	0	18	11.1
C	46	*TONY MARTENSSON	6	6:58	1	1	2	2-	0	0	0	0	0	4	25.0
G	35	J GIGUERE	55	58:22	0	2	2	0	4	0	0	0	0	0	.0
D	41	CHRIS ARMSTRONG	4	12:32	0	1	1	1-	0	0	0	0	0	8	.0
L	22	ALEXEI SMIRNOV	8	7:17	0	1	1	0	2	0	0	0	0	8	.0
G	30	*ILYA BRYZGALOV	1	60:29	0	0	0	0	0	0	0	0	0	0	.0
D	33	*MARK POPOVIC	1	13:48	0	0	0	0	0	0	0	0	0	1	.0
L	48	CASEY HANKINSON	4	6:20	0	0	0	0	4	0	0	0	0	0	.0
R	21	DAN BYLSMA	11	7:04	0	0	0	3-	0	0	0	0	0	6	.0
G	29	MARTIN GERBER	32	53:04	0	0	0	0	4	0	0	0	0	0	.0
SW#	GOALTENDER	GPI	MINS	AVG	W	L	T	EN	SO	GA	SA	SV%	G	A	PIM
15	30 *ILYA BRYZGALOV	1	60	2.00	1	0	0	0	0	2	28	.929	0	0	0
	29 MARTIN GERBER	32	1698	2.26	11	12	4	3	2	64	785	.918	0	0	4
37	35 J GIGUERE	55	3210	2.62	17	31	6	4	3	140	1623	.914	0	2	4
ANA GOALTENDING TOTALS			82	5000	2.56	29	43	10	7	5	213	2443	.913		

2002-03 FINAL STATISTICS

POS	NO.	PLAYER	GP	TOI	G	A	PTS	+/-	PIM	PP	SH	GW	GT	S	PCTG
L	9	PAUL KARIYA	82	20:17	25	56	81	3-	48	11	1	2	1	257	9.7
R	39	PETR SYKORA	82	18:28	34	25	59	7-	24	15	1	5	1	299	11.4
C	20	STEVE RUCCHIN	82	21:05	20	38	58	14-	12	6	1	4	0	194	10.3
C	77	ADAM OATES	67	18:38	9	36	45	1-	16	4	0	2	0	67	13.4
D	8	SANDIS OZOLINSH	82	26:01	12	32	44	6-	56	6	0	3	0	137	8.8
D	28	NICLAS HAVELID	82	22:29	11	22	33	5	30	4	0	5	0	169	6.5
R	32	STEVE THOMAS	81	12:53	14	16	30	10	53	1	0	4	0	118	11.9
L	23	*STANISLAV CHISTOV	79	13:35	12	18	30	4	54	3	0	2	0	114	10.5
L	12	MIKE LECLERC	57	16:56	9	19	28	8-	34	1	0	4	0	122	7.4
L	10	JASON KROG	67	13:47	10	15	25	1	12	0	1	1	0	92	10.9
C	44	ROB NIEDERMAYER	66	17:05	10	12	22	10-	57	3	0	1	0	125	8.0
D	3	KEITH CARNEY	81	22:33	4	18	22	8	65	0	0	1	2	87	4.6
C	19	ANDY MCDONALD	46	18:30	10	11	21	1-	14	3	0	1	0	92	10.9
R	18	PATRIC KJELLBERG	76	15:37	8	11	19	9-	16	2	1	2	0	95	8.4
C	26	SAMUEL PAHLSSON	34	13:19	4	11	15	10	18	0	1	2	0	28	14.3
D	24	RUSLAN SALEI	61	21:53	4	8	12	2	78	0	0	0	0	93	4.3
D	2	FREDRIK OLAUSSON	44	14:26	2	6	8	0	22	2	0	1	0	38	5.3
D	5	VITALY VISHNEVSKI	80	14:10	2	6	8	8-	76	0	1	0	0	65	3.1
C	11	MARC CHOUINARD	70	9:24	3	4	7	9-	40	0	1	0	0	52	5.8
L	22	*ALEXEI SMIRNOV	44	8:49	3	2	5	1-	18	0	0	1	0	46	6.5
D	4	LANCE WARD	65	8:14	3	2	5	6-	121	0	0	1	0	52	5.8
R	21	DAN BYLSMA	39	9:28	1	4	5	1-	12	0	0	0	0	23	4.3
L	25	KEVIN SAWYER	31	6:05	2	1	3	2-	115	0	0	0	0	11	18.2
D	34	*KURT SAUER	80	18:32	1	2	3	23-	74	0	0	0	0	50	2.0
G	29	MARTIN GERBER	22	54:41	0	1	1	0	0	0	0	0	0	0	.0
G	35	J GIGUERE	65	58:04	0	0	0	0	8	0	0	0	0	0	.0

YEAR-BY-YEAR FINAL STATISTICS

SW#	GOALTENDER	GPI	MINS	AVG	W	L	T	EN	SO	GA	SA	SV%	G	A	PIM
29	MATT GERBER	22	1203	1.95	6	11	3	4	1	39	548	.929	0	1	0
35	J GIGUERE	65	3775	2.30	34	22	6	5	8	145	1820	.920	0	0	8

ANA GOALTENDING TOTALS 82 4997 2.32 40 33 9 9 9 193 2377 .919

* Rookie

2001-02 FINAL STATISTICS

POS	NO.	PLAYER	GP	G	A	PTS	+/-	PIM	PP	SH	GW	GT	SH	S%	SHFT	TOI
L	9	PAUL KARIYA	82	32	25	57	15-	28	11	0	8	1	289	11.1	24.9	22:12
C	17	MATT CULLEN	79	18	30	48	1-	24	3	1	4	0	164	11.0	21.4	17:00
L	12	MIKE LECLERC	82	20	24	44	12-	107	8	0	4	0	178	11.2	21.0	17:22
L	11	JEFF FRIESEN	81	17	26	43	1-	44	1	1	0	0	161	10.6	22.0	17:59
D	10	OLEG TVERDOVSKY	73	6	26	32	0	31	2	0	1	0	147	4.1	25.0	22:50
C	19	*ANDY MCDONALD	53	7	21	28	2	10	2	0	3	0	79	8.9	19.5	15:58
L	13	GERMAN TITOV	66	13	14	27	4	36	1	0	2	0	63	20.6	16.2	12:28
D	33	JASON YORK	74	5	20	25	11-	60	3	0	2	0	104	4.8	23.3	19:19
C	20	STEVE RUCCHIN	38	7	16	23	3-	6	4	0	1	0	57	12.3	24.0	19:17
C	26	SAMUEL PAHLSSON	80	6	14	20	16-	26	1	1	0	0	99	6.1	20.3	16:24
R	18	PATRIC KJELLBERG	77	8	11	19	12-	16	4	0	0	0	88	9.1	20.4	17:04
R	21	DAN BYLSMA	77	8	9	17	5	28	0	1	2	0	72	11.1	15.9	11:36
D	3	KEITH CARNEY	60	5	9	14	14	30	0	0	1	0	66	7.6	26.1	20:46
D	7	PAVEL TRNKA	71	2	11	13	5-	66	1	0	0	0	78	2.6	21.7	17:03
D	24	RUSLAN SALEI	82	4	7	11	10-	97	0	0	1	0	96	4.2	25.6	21:25
C	32	MARC CHOUINARD	45	4	5	9	2	10	0	0	0	0	40	10.0	15.4	10:35
L	27	DENNY LAMBERT	73	2	5	7	1	213	0	0	0	0	51	3.9	10.3	6:59
R	23	SERGEI KRIVOKRASOV	26	2	3	5	2-	36	0	0	1	0	51	3.9	16.5	12:07
D	28	NICLAS HAVELID	52	1	2	3	13-	40	0	0	0	0	45	2.2	21.3	17:00
L	29	*TIMO PARSINEN	17	0	3	3	0	2	0	0	0	0	16	.0	14.7	11:44
D	5	VITALY VISHNEVSKI	74	0	3	3	10-	60	0	0	0	0	54	.0	22.3	17:35
L	25	KEVIN SAWYER	57	1	1	2	4-	221	0	0	0	0	29	3.4	8.8	5:47
D	36	DREW BANNISTER	1	0	0	0	0	0	0	0	0	0	1	.0	19.0	13:19
D	4	ANTTI-JUSSI NIEMI	1	0	0	0	1-	0	0	0	0	0	0	.0	14.0	9:53
G	30	*ILYA BRYZGALOV	1	0	0	0	0	0	0	0	0	0	0	.0	2.0	32:02
D	37	ARIS BRIMANIS	5	0	0	0	1-	9	0	0	0	0	2	.0	13.4	9:31
G	31	STEVE SHIELDS	33	0	0	0	0	4	0	0	0	0	0	.0	3.4	53:51
G	35	J GIGUERE	53	0	0	0	0	28	0	0	0	0	0	.0	3.8	58:53

RNK	SW#	GOALTENDER	GPI	MINS	AVG	W-L-T	EN	SO	GA	SA	SV%	G	A	PIM
30	30	*ILYA BRYZGALOV	1	32	1.88	0-0-0	0	0	1	12	.917	0	0	0
5	35	J GIGUERE	53	3127	2.13	20-25-6	3	4	111	1384	.920	0	0	28
29	31	STEVE SHIELDS	33	1777	2.67	9-20-2	4	0	79	850	.907	0	0	4

ANA GOALTENDING TOTALS 82 4976 2.39 29-45-8 7 5 198 2253 .912

STEVE SHIELDS and J GIGUERE shared a shutout vs. CGY on Dec 8, 2001

* Rookie

2000-01 FINAL STATISTICS

POS	NO.	PLAYER	GP	G	A	PTS	+/-	PIM	PP	SH	GW	GT	SH	S%	SHFT	TOI
L	9	PAUL KARIYA	66	33	34	67	9-	20	18	3	3	0	230	14.3	24.8	23:01
D	10	OLEG TVERDOVSKY	82	14	39	53	11-	32	8	0	3	2	188	7.4	28.4	24:24
L	11	JEFF FRIESEN (SJ)	64	12	24	36	7+	56	2	0	1	0	120	10.0		
		(ANA)	15	2	10	12	2-	10	2	0	0	0	29	6.9		
		(TOTAL)	79	14	34	48	5	66	4	0	1	0	149	9.4	25.7	21:27
L	16	MARTY McINNIS	75	20	22	42	21-	40	10	0	1	0	136	14.7	23.5	18:29
C	17	MATT CULLEN	82	10	30	40	23-	38	4	0	1	0	159	6.3	23.5	18:14
C	15	TONY HRKAC	80	13	25	38	0	29	0	0	1	0	88	14.8	17.2	13:46
L	12	MIKE LECLERC	54	15	20	35	1-	26	3	0	3	2	130	11.5	22.8	17:35
C	13	GERMAN TITOV	71	9	11	20	21-	61	1	0	0	0	78	11.5	20.5	15:53
L	18	*PETR TENKRAT	46	5	9	14	11-	16	0	0	2	1	79	6.3	16.7	12:48
D	28	NICLAS HAVELID	47	4	10	14	6-	34	2	0	1	0	69	5.8	27.8	21:51
R	19	JIM CUMMINS	79	5	6	11	11-	167	0	0	1	0	45	11.1	10.1	7:14
D	25	MIKE CROWLEY	39	1	10	11	16-	20	0	0	1	0	45	2.2	23.2	17:21
D	5	VITALY VISHNEVSKI	76	1	10	11	1-	99	0	0	0	0	49	2.0	25.5	19:13
D	27	PASCAL TREPANIER	57	6	4	10	12-	73	3	0	0	1	86	7.0	22.2	16:47
L	21	DAN BYLSMA	82	1	9	10	12-	22	0	0	0	0	50	2.0	16.4	11:44
C	26	*SAMUEL PAHLSSON														
		(BOS)	17	1	1	2	5-	6	0	0	0	0	13	7.7		
		(ANA)	59	3	4	7	9-	13	1	1	1	0	46	6.5		
		(TOTAL)	76	4	5	9	14-	20	1	1	1	0	59	6.8	19.6	14:13
C	20	STEVE RUCCHIN	16	3	5	8	5-	0	2	0	0	0	19	15.8	23.3	18:47
D	7	PAVEL TRNKA	59	1	7	8	12-	42	0	0	0	0	59	1.7	26.8	20:06
C	32	*MARC CHOUINARD	44	3	4	7	5-	12	0	0	1	0	26	11.5	12.4	7:49

YEAR-BY-YEAR FINAL STATISTICS

2000-01 FINAL STATISTICS (CONTINUED)

D	24	RUSLAN SALEI	50	1	5	6	14-	70	0	0	0	0	73	1.4	27.0	20:39
C	22	JONAS RONNQVIST	38	0	4	4	7-	14	0	0	0	30	.0	14.7	10:37	
C	14	ANTTI AALTO	12	1	1	2	1	2	0	0	0	18	5.6	15.3	10:36	
D	40	*ANTTI-JUSSI NIEMI	28	1	1	2	6-	22	0	0	0	18	5.6	22.6	15:56	
G	35	J GIGUERE	34	0	2	2	0	8	0	0	0	0	.0	3.6	59:44	
C	11	*ANDY McDONALD	16	1	0	1	0	6	0	0	0	21	4.8	15.3	11:10	
L	46	KEVIN SAWYER	9	0	1	1	1-	27	0	0	0	6	.0	10.1	6:30	
L	37	*BOB WREN	1	0	0	0	1-	0	0	0	0	0	.0	15.0	11:41	
G	1	*GREGG NAUMENKO	2	0	0	0	0	2	0	0	0	0	.0	2.0	35:03	
RNK	SW#	GOALTENDER	GPI	MINS	AVG	W-L-T	EN	SO	GA	SA	SV%	G	A	PIM		
28	35	J GIGUERE	34	2031	2.57	11-17-5	3	4	87	976	.911	0	2	8		
40	30	DOMINIC ROUSSEL	13	653	2.85	2-5-2	2	0	31	295	.895	0	0	0		
43	31	GUY HEBERT	41	2215	3.12	12-23-4	0	2	115	1112	.897	0	0	0		
	1	*GREGG NAUMENKO	2	70	6.00	0-1-0	0	0	7	29	.759	0	0	2		
ANA GOALTENDING TOTALS			82	4995	2.94	25-46-11	5	6	245	2417	.899	0	2	10		

1999-00 FINAL STATISTICS

POS	NO.	PLAYER	GP	G	A	PTS	+/-	PIM	PP	SH	GW	GT	S	PGTG
LW	9	PAUL KARIYA	74	42	44	86	+22	24	11	3	3	0	324	13.0
RW	8	TEEMU SELANNE	79	33	52	85	6	12	8	0	6	2	236	14.0
C	20	STEVE RUCCHIN	71	19	38	57	9	16	10	0	2	2	131	14.5
D	10	OLEG TVERDOVSKY	82	15	36	51	5	30	5	0	5	0	153	9.8
C	11	KIP MILLER (PIT)	44	4	15	19	-1	10	0	0	1	0	50	8.0
		(ANA)	30	6	17	23	1	4	2	0	1	0	32	18.8
		(TOTAL)	74	10	32	42	0	14	2	0	2	0	82	12.2
C	17	MATT CULLEN	80	13	26	39	5	24	1	0	1	0	137	9.5
D	2	FREDRIK OLAUSSON	70	15	19	34	-13	28	8	0	1	1	120	12.5
C	22	JORGEN JONSSON (NYI)	68	11	17	28	-6	16	1	2	0	0	95	11.6
		(ANA)	13	1	2	3	-2	0	0	0	1	0	21	4.8
		(TOTAL)	81	12	19	31	-8	16	1	2	1	0	116	10.3
L	21	TED DONATO	81	11	19	30	-3	26	2	0	3	0	138	8.0
L	16	MARTY McINNIS	62	10	18	28	-4	26	2	1	2	0	129	7.8
R	29	LADISLAV KOHN*	77	5	16	21	-17	27	1	0	1	1	123	4.1
L	12	MIKE LEClerc	69	8	11	19	-15	70	0	0	2	0	105	7.6
R	19	JEFF NIELSEN	79	8	10	18	4	14	1	0	0	0	113	7.1
C	14	ANTTI AALTO	63	7	11	18	-13	26	1	0	1	0	102	6.9
D	7	PAVEL TRNKA	57	2	15	17	12	34	0	0	0	1	54	3.7
C	15	TONY HRKAC	67	4	9	13	-3	8	1	0	0	0	39	10.3
D	24	RUSLAN SALEI	71	5	5	10	3	94	1	0	0	0	116	4.3
D	28	NICLAS HAVELID	50	2	7	9	0	20	0	0	2	0	70	2.9
D	5	KEVIN HALLER	67	3	5	8	-8	61	0	0	2	0	50	6.0
RW	33	ED WARD (ATL)	44	5	1	6	-5	44	0	2	0	0	51	9.8
		(ANA)	8	1	0	1	-2	15	0	0	0	0	5	20.0
		(TOTAL)	52	6	1	7	-7	59	0	2	0	0	56	10.7
D	27	PASCAL TREPANIER	37	0	4	4	2	54	0	0	4	0	33	0.0
LW	32	STU GRIMSON	50	1	2	3	0	116	0	0	0	0	14	7.1
D	23	JASON MARSHALL	55	0	3	3	-10	88	0	0	0	0	41	0.0
D	6	VITALY VISHNEVSKI*	31	1	1	2	0	26	1	0	0	0	17	5.9
G	31	GUY HEBERT	68	0	2	2	0	2	0	0	0	0	0	0.0
LW	18	MAXIM BALMOCHNYKH*	6	0	1	1	2	2	0	0	0	0	6	0.0
LW	26	JEREMY STEVENSON	3	0	0	0	-1	7	0	0	0	0	2	0.0
RW	25	FRANK BANHAM*	3	0	0	0	0	2	0	0	0	0	4	0.0
G	30	DOMINIC ROUSSEL	20	0	0	0	0	6	0	0	0	0	0	0.0
NO.	GOALTENDER	GP	MIN	GAA	W-L-T	EN	SO	GA	SHOTS	SV%	G	A	PIM	
31	GUY HEBERT	68	3976	2.51	28-31-9	8	4	166	1805	.908	0	2	2	
30	DOMINIC ROUSSEL	20	988	3.16	6-5-3	1	1	52	445	.883	0	0	6	
TEAM TOTALS		82	4992	2.73	34-36-12	9	5	227	2259	.900	0	2	8	

* Rookie

1998-99 FINAL STATISTICS

POS	NO.	PLAYER	GP	G	A	PTS	+/-	PIM	PP	SH	GW	GT	S	PGTG
RW	8	TEEMU SELANNE	75	47	60	107	18	30	25	0	7	1	281	16.7
LW	9	PAUL KARIYA	82	39	62	101	17	40	11	2	4	0	429	9.1
C	20	STEVE RUCCHIN	69	23	39	62	11	22	5	1	5	1	145	15.9
D	2	FREDRIK OLAUSSON	74	16	40	56	17	30	10	0	2	0	121	13.2
LW	16	MARTY McINNIS (CGY)	6	1	1	2	-1	6	0	0	0	0	7	14.3
		(ANA)	75	18	34	52	-14	36	11	1	5	0	139	12.9
		(TOTAL)	81	19	35	54	-15	42	11	1	5	0	146	13.0

YEAR-BY-YEAR FINAL STATISTICS

RW	17	TOMAS SANDSTROM	58	15	17	32	-5	42	7	0	2	0	107	14.0
C	39	TRAVIS GREEN	79	13	17	30	-7	81	3	1	2	0	165	7.9
C	11	MATT CULLEN	75	11	14	25	-12	47	5	1	1	1	112	9.8
D	24	RUSLAN SALEI	74	2	14	16	1	65	1	0	0	0	123	1.6
C	18	TED DRURY	75	5	6	11	2	83	0	0	0	0	79	6.3
LW	33	JIM MCKENZIE	73	5	4	9	-18	99	1	0	1	0	59	8.5
RW	19	JEFF NIELSEN	80	5	4	9	-12	34	0	0	2	0	94	5.3
C	22	JOHAN DAVIDSSON*	64	3	5	8	-9	14	1	0	1	0	48	6.3
C	14	ANTTI AALTO*	73	3	5	8	-12	24	2	0	0	0	61	4.9
D	23	JASON MARSHALL	72	1	7	8	-5	142	0	0	0	0	63	1.6
D	5	KEVIN HALLER	82	1	6	7	-1	122	0	0	0	0	64	1.6
D	27	PASCAL TREPANIER*	45	2	4	6	0	48	0	0	1	0	49	4.1
D	25	MIKE CROWLEY*	20	2	3	5	-10	16	1	0	1	0	41	4.9
D	7	PAVEL TRNKA	63	0	4	4	-6	60	0	0	0	0	50	.0
LW	32	STU GRIMSON	73	3	0	3	0	158	0	0	1	0	10	30.0
D	4	JAMIE PUSHOR	70	1	2	3	-20	112	0	0	0	0	75	1.3
D	21	SCOTT FERGUSON*	2	0	1	1	0	0	0	0	0	0	1	.0
G	31	GUY HEBERT	69	0	1	1	0	0	0	0	0	0	0	.0
C	10	JOSEF MARHA	10	0	1	1	-4	0	0	0	0	0	13	.0
D	34	DANIEL TREBIL	6	0	0	0	-2	0	0	0	0	0	1	.0
LW	12	MIKE LECLERC*	7	0	0	0	-2	4	0	0	0	0	1	.0
G	30	DOMINIC ROUSSEL	18	0	0	0	0	0	0	0	0	0	0	.0

NO.	GOALTENDER	GP	MIN	GAA	W-L-T	EN	SO	GA	SHOTS	SV%	G	A	PIM
31	GUY HEBERT	69	4083	2.42	31-29-9	3	6	165	2114	.922	0	1	0
30	DOMINIC ROUSSEL	18	884	2.51	4-5-4	1	1	37	478	.923	0	0	0
TEAM TOTALS		82	4990	2.48	35-34-13	4	7	206	2596	.921	0	1	0

1997-98 FINAL STATISTICS

POS	NO.	PLAYER	GP	G	A	PTS	+/-	PIM	PP	SH	GW	GT	S	PCTG
RW	8	TEEMU SELANNE	73	52	34	86	12	30	10	1	10	3	268	19.4
C	20	STEVE RUCCHIN	72	17	36	53	8	13	8	1	3	0	131	13.0
C	39	TRAVIS GREEN (NYI)	54	14	12	26	-19	66	8	0	2	1	99	14.1
		(ANA)	22	5	11	16	-10	16	1	0	0	1	4	11.9
		(TOTAL)	76	19	23	42	-29	82	9	0	2	2	141	13.5
D	15	DMITRI MIRONOV	66	6	30	36	-7	115	2	0	1	0	142	4.2
RW	48	SCOTT YOUNG	73	13	20	33	-13	22	4	2	1	0	187	7.0
LW	9	PAUL KARIYA	22	17	14	31	12	23	3	0	2	1	103	16.5
C	45	MATT CULLEN*	61	6	21	27	-4	23	2	0	0	0	75	8.0
C	10	SEAN PRONGER	62	5	15	20	-9	30	1	0	2	0	68	7.4
RW	14	JOE SACCO	55	8	11	19	-1	24	0	2	2	0	90	8.9
C	10	JOSEF MARHA* (COL)	11	2	5	7	0	4	0	0	0	0	10	20.0
		(ANA)	12	7	4	11	4	0	3	0	0	0	21	33.3
		(TOTAL)	23	9	9	18	4	4	3	0	0	0	31	29.0
D	36	J.J. DAIGNEAULT	53	2	15	17	-10	28	1	0	1	0	74	2.7
RW	17	TOMAS SANDSTROM	77	9	8	17	-25	64	2	1	0	1	136	6.6
C	13	TED DRURY	73	6	10	16	-10	82	0	1	0	0	110	5.5
D	24	RUSLAN SALEI	66	5	10	15	7	70	1	0	0	1	104	4.8
D	33	DAVID KARPA	78	1	11	12	-3	217	0	0	0	0	64	1.6
RW	29	FRANK BANHAM*	21	9	2	11	-6	12	1	0	0	2	43	20.9
C	12	KEVIN TODD	27	4	7	11	-5	12	3	0	1	0	30	13.3
LW	16	WARREN RYCHEL	63	5	6	11	-10	198	1	0	0	0	62	8.1
RW	19	JEFF NIELSEN*	32	4	5	9	-1	16	0	0	0	0	36	11.1
C	18	MARK JANSSENS	55	4	5	9	-22	116	0	0	1	0	43	9.3
D	23	JASON MARSHALL	72	3	6	9	-8	189	1	0	0	0	68	4.4
D	4	JAMIE PUSHOR (DET)	54	2	5	7	2	71	0	0	0	0	43	4.7
		(ANA)	10	0	2	2	1	10	0	0	0	0	8	.0
		(TOTAL)	64	2	7	9	3	81	0	0	0	0	51	3.9
LW	40	JEREMY STEVENSON*	45	3	5	8	-4	101	0	0	1	0	43	7.0
D	5	DREW BANNISTER (EDM)	34	0	2	2	-7	42	0	0	0	0	27	.0
		(ANA)	27	0	6	6	-2	47	0	0	0	0	23	.0
		(TOTAL)	61	0	8	8	-9	89	0	0	0	0	50	.0
D	7	PAVEL TRNKA*	48	3	4	7	-4	40	1	0	0	1	46	6.5
D	6	DOUG HOUDA (NYI)	31	1	2	3	-6	47	0	0	0	0	15	6.7
		(ANA)	24	1	2	3	-5	52	0	1	0	0	9	11.1
		(TOTAL)	55	2	4	6	-11	99	0	1	0	0	24	8.3
D	38	MIKE CROWLEY*	8	2	2	4	0	8	0	0	1	0	17	11.8
RW	46	J.F. JOMPHE	9	1	3	4	1	8	0	0	0	0	8	12.5
D	29	DARREN VAN IMPE	19	1	3	4	-10	4	0	0	0	0	21	4.8
RW	22	BRENT SEVERYN	37	1	3	4	-3	133	0	0	0	0	27	3.7

YEAR-BY-YEAR FINAL STATISTICS

1997-98 FINAL STATISTICS (CONTINUED)

C	21	ESPEN KNUTSEN*	19	3	0	3	-10	6	1	0	0	1	21	14.3
RW	52	PETER LeBOUTILLIER*	12	1	1	2	-1	55	0	0	0	0	6	16.7
C	32	RICHARD PARK	15	0	2	2	-3	8	0	0	0	0	14	.0
LW	11	SHAWN ANTOSKI	9	1	0	1	1	18	0	0	0	0	6	16.7
D	34	DAN TREBIL	21	0	1	1	-8	2	0	0	0	0	11	.0
D	2	BOBBY DOLLAS	22	0	1	1	-12	27	0	0	0	0	11	.0
G	35	MIKHAIL SHTALENKOV	40	0	1	1	0	0	0	0	0	0	0	.0
G	31	GUY HEBERT	46	0	1	1	0	4	0	0	0	0	0	.0
LW	42	BARRY NIECKAR	1	0	0	0	0	2	0	0	0	0	0	.0
RW	36	TONY TUZZOLINO*	1	0	0	0	-2	2	0	0	0	0	0	.0
D	37	MARC MORO*	1	0	0	0	0	0	0	0	0	0	0	.0
LW	50	BOB WREN*	3	0	0	0	0	0	0	0	0	0	4	.0
C	44	ANTTI AALTO*	3	0	0	0	-1	0	0	0	0	0	1	.0
G	67	TOM ASKEY*	7	0	0	0	0	0	0	0	0	0	0	.0
LW	27	MIKE LECLERC*	7	0	0	0	-6	6	0	0	0	0	11	.0

NO.	GOALTENDER	GP	MIN	GAA	W-L-T	EN	SO	GA	SHOTS	SV%	G	A	PIM
67	TOM ASKEY*	7	273	2.64	0-1-2	2	0	12	113	.894	0	0	0
31	GUY HEBERT	46	2660	2.93	13-24-6	4	3	130	1339	.903	0	1	4
35	M. SHTALENKOV	40	2049	3.22	13-18-5	3	1	110	1031	.893	0	1	0

TEAM TOTALS	82	5007	3.13	26-43-13	9	4	261	2492	.895	0	2	4
--------------------	-----------	-------------	-------------	-----------------	----------	----------	------------	-------------	-------------	----------	----------	----------

* = Rookie

1996-97 FINAL STATISTICS

POS	NO.	PLAYER	GP	G	A	PTS	+/-	PIM	PP	SH	GW	GT	S	PCTG
RW	8	TEEMU SELANNE	78	51	58	109	28	34	11	1	8	2	273	18.7
LW	9	PAUL KARIYA	69	44	55	99	36	6	15	3	10	0	340	12.9
C	20	STEVE RUCCHIN	79	19	48	67	26	24	6	1	2	1	153	12.4
D	15	DMITRI MIRONOV (PIT)	15	1	5	6	-4	24	0	0	1	0	19	5.3
		(ANA)	62	12	34	46	20	77	3	1	1	0	158	7.6
		(TOTAL)	77	13	39	52	16	101	3	1	2	0	177	7.3
C	17	JARI KURRI	82	13	22	35	-13	12	3	0	3	0	109	11.9
LW	23	BRIAN BELLOWS (TB)	7	1	2	3	-4	0	0	0	0	0	17	5.9
		(ANA)	62	15	13	28	-11	22	8	0	1	0	151	9.9
		(TOTAL)	69	16	15	31	-15	22	8	0	1	0	168	9.5
C	12	KEVIN TODD	65	9	21	30	-7	44	0	0	1	0	95	9.5
RW	14	JOE SACCO	77	12	17	29	1	35	1	1	2	0	131	9.2
D	36	J.J. DAIGNEAULT (PIT)	53	3	14	17	-5	36	0	0	1	0	49	6.1
		(ANA)	13	2	9	11	5	22	0	0	0	0	13	15.4
		(TOTAL)	66	5	23	28	0	58	0	0	1	0	62	8.1
D	29	DARREN VAN IMPE*	74	4	19	23	3	90	2	0	0	0	107	3.7
RW	46	JEAN-FRANCOIS JOMPHE	64	7	14	21	-9	53	0	1	0	0	81	8.6
C	13	TED DRURY	73	9	9	18	-9	54	1	0	2	1	114	7.9
D	2	BOBBY DOLLAS	79	4	14	18	17	55	1	0	1	1	96	4.2
LW	16	WARREN RYCHEL	70	10	7	17	6	218	1	1	1	0	59	16.9
C	54	SEAN PRONGER*	39	7	7	14	6	20	1	0	1	1	43	16.3
LW	18	GARRY VALK	53	7	7	14	-2	53	0	0	1	0	68	10.3
D	33	DAVE KARPA	69	2	11	13	11	210	0	0	1	0	90	2.2
RW	10	ROMAN OKSIUTA	28	6	7	13	-12	22	2	0	0	1	48	12.5
LW	22	KEN BAUMGARTNER	67	0	11	11	0	182	0	0	0	0	20	.0
D	4	FREDRIK OLAUSSON	20	2	9	11	-5	8	1	0	0	0	35	5.7
D	28	JASON MARSHALL	73	1	9	10	6	140	0	0	0	0	34	2.9
C	24	MARK JANSSENS (HFD)	54	2	4	6	-10	90	0	0	0	0	30	6.7
		(ANA)	12	0	2	2	-3	47	0	0	0	0	9	.0
		(TOTAL)	66	2	6	8	-13	137	0	0	0	0	39	5.1
C	32	ALEX HICKS	18	2	6	8	1	14	0	0	0	0	21	9.5
D	34	DAN TREBIL*	29	3	3	6	5	23	0	0	0	0	30	10.0
LW	27	MIKE LECLERC*	5	1	1	2	2	0	0	0	1	0	3	33.3
C	32	RICHARD PARK (PIT)	1	0	0	0	-1	0	0	0	0	0	1	.0
		(ANA)	11	1	1	2	0	10	0	0	0	0	9	11.1
		(TOTAL)	12	1	1	2	-1	10	0	0	0	0	10	10.0
RW	11	VALERI KARPOV	9	1	0	1	-2	16	0	0	0	0	4	25.0
RW	52	PETER LeBOUTILLIER*	23	1	0	1	0	121	0	0	0	0	5	20.0
D	26	NIKOLAI TSULYGIN*	22	0	1	1	-5	8	0	0	0	0	10	.0
D	5	RUSLAN SALEI*	30	0	1	1	-8	37	0	0	0	0	14	.0
G	31	GUY HEBERT	67	0	1	1	0	4	0	0	0	0	0	.0

YEAR-BY-YEAR FINAL STATISTICS

LW	19	SHAWN ANTOSKI (PIT)	13	0	0	0	0	49	0	0	0	0	3	.0
		(ANA)	2	0	0	0	1	2	0	0	0	0	0	.0
		(TOTAL)	15	0	0	0	1	51	0	0	0	0	3	.0
LW	40	JEREMY STEVENSON*	5	0	0	0	-1	14	0	0	0	0	1	.0
LW	42	BARRY NIECKAR	2	0	0	0	0	5	0	0	0	0	0	.0
RW	39	FRANK BANHAM*	3	0	0	0	-2	0	0	0	0	0	1	.0
RW	51	CRAIG REICHERT*	3	0	0	0	-2	0	0	0	0	0	3	.0
D	25	ADRIAN PLYSVIC	6	0	0	0	-5	2	0	0	0	0	3	.0
G	35	MIKHAIL SHTALENKOV	24	0	0	0	0	4	0	0	0	0	0	.0
G	1	MICHAEL O'NEILL	1	0	0	0	0	0	0	0	0	0	0	.0

* = Rookie

NO.	GOALTENDER	GP	MIN	GAA	W-L-T	EN	SO	GA	SHOTS	SV%	G	A	PIM
31	GUY HEBERT	67	3863	2.67	29-25-12	2	4	172	2133	.919	0	1	4
35	M. SHTALENKOV	24	1079	2.89	7-8-1	4	2	52	539	.904	0	0	4
1	MICHAEL O'NEILL	1	31	5.81	0-0-0	0	0	3	10	.700	0	0	0
TOTALS		82	4994	2.80	36-33-13	6	6	233	2688	.913	0	1	8

1995-96 FINAL STATISTICS

POS	NO.	PLAYER	GP	G	A	PTS	+/-	PIM	PP	SH	GW	GT	S	PCTG
LW	9	PAUL KARIYA	82	50	58	108	9	20	20	3	9	0	349	14.3
RW	8	TEEMU SELANNE (WPG)	51	24	48	72	3	18	6	1	4	0	163	14.7
		(ANA)	28	16	20	36	2	4	3	0	1	0	104	15.4
		(TOTAL)	79	40	68	108	5	22	9	1	5	0	267	15.0
RW	28	ROMAN OKSIUTA (VAN)	56	16	23	39	2	42	5	0	1	0	92	17.4
		(ANA)	14	7	5	12	2	18	6	0	0	0	27	25.9
		(TOTAL)	70	23	28	51	4	60	11	0	1	0	119	19.3
C	20	STEVE RUCCHIN	64	19	25	44	3	12	8	1	4	0	113	16.8
LW	25	TODD KRYGIER	60	9	28	37	-9	70	2	1	0	1	153	5.9
C	26	MIKE SILLINGER	62	13	21	34	-20	32	7	0	2	0	143	9.1
D	2	BOBBY DOLLAS	82	8	22	30	9	64	0	1	1	0	117	6.8
RW	14	JOE SACCO	76	13	14	27	1	40	1	2	2	1	132	9.8
C	93	ANATOLI SEMENOV (PHI)	44	3	13	16	3	14	0	0	2	0	55	5.5
		(ANA)	12	1	9	10	-4	10	0	0	0	0	24	4.2
		(TOTAL)	56	4	22	26	-1	24	0	0	2	0	79	5.1
C	22	SHAUN VAN ALLEN	49	8	17	25	13	41	0	0	2	0	78	10.3
LW	18	GARRY VALK	79	12	12	24	8	125	1	1	2	0	108	11.1
D	3	JASON YORK	79	3	21	24	-7	88	0	0	0	0	106	2.8
D	4	FREDRIK OLAUSSON												
		(EDM)	20	0	6	6	-14	14	0	0	0	0	20	.0
		(ANA)	36	2	16	18	7	24	1	0	0	0	63	3.2
		(TOTAL)	56	2	22	24	-7	38	1	0	0	0	83	2.4
D	10	OLEG TVERDOVSKY	51	7	15	22	0	35	2	0	0	0	84	8.3
C	32	ALEX HICKS	64	10	11	21	11	37	0	0	2	1	83	12.0
D	17	DAVE KARPA	72	3	16	19	-3	270	0	1	1	0	62	4.8
RW	21	PATRIK CARNBACK	34	6	12	18	3	34	1	0	0	0	54	11.1
LW	11	VALERI KARPOV	37	9	8	17	-1	10	0	0	1	0	42	21.4
RW	16	PETER DOURIS	31	8	7	15	-3	9	2	0	3	0	45	17.8
LW	12	DAVID SACCO*	23	4	10	14	1	18	2	0	0	0	26	15.4
RW	46	J.F. JOMPHE*	31	2	12	14	7	39	2	0	0	0	46	4.3
C	19	BOB CORKUM	48	5	7	12	0	26	0	0	1	0	88	5.7
C	8	CHAD KILGER*	45	5	7	12	-2	22	0	0	1	0	38	13.2
LW	42	DENNY LAMBERT*	33	0	8	8	-2	55	0	0	0	0	28	.0
RW	36	TODD EWEN	53	4	3	7	-5	285	0	0	1	0	52	7.7
LW	24	KEN BAUMGARTNER												
		(TOR)	60	2	3	5	-5	152	0	0	1	0	27	7.4
		(ANA)	12	0	1	1	0	41	0	0	0	0	5	.0
		(TOTAL)	72	2	4	6	-5	193	0	0	1	0	32	6.3
C	21	JIM CAMPBELL*	16	2	3	5	0	36	1	0	0	0	25	8.0
D	7	MILOS HOLAN	16	2	2	4	-12	24	0	0	0	0	47	4.3
D	29	RANDY LADOUCEUR	63	1	3	4	5	47	0	0	0	0	48	2.1
D	5	ROBERT DIRK	44	1	2	3	8	42	0	0	0	0	20	5.0
D	48	DARREN VAN IMPE*	16	1	2	3	8	14	0	0	1	0	13	7.7
RW	24	STEVEN KING	7	2	0	2	-1	15	1	0	1	0	5	40.0
G	35	M. SHTALENKOV	30	0	2	2	0	2	0	0	0	0	0	.0
C	15	VIACHESLAV BUTSAYEV	7	1	0	1	-4	0	0	0	0	0	9	11.1
RW	28	DWAYNE NORRIS*	3	0	1	1	0	2	0	0	0	0	3	.6

YEAR-BY-YEAR FINAL STATISTICS

1995-96 FINAL STATISTICS (CONTINUED)

LW	40	JEREMY STEVENSON*	3	0	1	1	1	12	0	0	0	0	1	.0
C	54	SEAN PRONGER*	7	0	1	1	0	6	0	0	0	0	3	.0
D	23	JASON MARSHALL*	24	0	1	1	3	42	0	0	0	0	9	.0
C	27	JOHN LILLEY	1	0	0	0	-1	0	0	0	0	0	0	.0
D	6	DON MCSWEEN	4	0	0	0	0	4	0	0	0	0	1	.0
D	44	OLEG MIKULCHIK	8	0	0	0	-2	4	0	0	0	0	0	.0
G	31	GUY HEBERT	59	0	0	0	0	6	0	0	0	0	0	.0

NO.	GOALTENDER	GP	MIN	GAA	W-L-T	EN	SO	GA	SHOTS	SV%	G	A	PIM
31	GUY HEBERT	59	3326	2.83	28-23-5	3	4	157	1820	.914	0	0	6
35	M. SHTALENKOV	30	1637	3.12	7-16-3	2	0	85	814	.896	0	2	2
TOTALS		82	4982	2.97	35-39-8	5	4	247	2639	.906	0	2	8

1994-95 FINAL STATISTICS

POS	NO.	PLAYER	GP	G	A	PTS	+/-	PIM	PP	SH	GW	GT	S	PCFG
LW	9	PAUL KARIYA*	47	18	21	39	-17	4	7	1	3	1	134	13.4
C	22	SHAUN VAN ALLEN	45	8	21	29	-4	32	1	1	1	0	68	11.8
C	47	STEPHAN LEBEAU	38	8	16	24	6	12	1	0	2	0	70	11.4
LW	25	TODD KRYGIER	35	11	11	22	1	10	1	0	1	0	90	12.2
RW	16	PETER DOURIS	46	10	11	21	4	12	0	0	4	0	69	14.5
RW	21	PATRIK CARNBACK	41	6	15	21	-8	32	0	0	0	0	58	10.3
D	2	BOBBY DOLLAS	45	7	13	20	-3	12	3	1	1	0	70	10.0
C	19	BOB CORKUM	44	10	9	19	-7	25	0	0	1	1	100	10.0
RW	14	JOE SACCO	41	10	8	18	-8	23	2	0	0	0	77	13.0
C	20	STEVE RUCCHIN*	43	6	11	17	7	23	0	0	1	0	59	10.2
RW	26	MIKE SILLINGER (DET)	13	2	6	8	3	2	0	0	0	0	11	10.0
		(ANA)	15	2	5	7	1	6	2	0	0	0	28	7.1
		(TOTAL)	28	4	11	15	4	8	2	0	0	0	39	10.3
D	10	OLEG TVERDOVSKY*	36	3	9	12	-6	14	1	1	0	0	26	11.5
LW	11	VALERI KARPOV*	30	4	7	11	-4	6	0	0	0	0	48	8.3
D	3	JASON YORK* (DET)	10	1	2	3	0	2	0	0	0	0	6	16.7
		(ANA)	15	0	8	8	4	12	0	0	0	0	22	.0
		(TOTAL)	25	1	10	11	4	14	0	0	0	0	28	3.6
D	7	MILOS HOLAN*	25	2	8	10	4	14	1	0	1	0	93	2.2
LW	18	GARRY VALK	36	3	6	9	-4	34	0	0	0	0	53	5.7
D	24	TOM KURVERS	22	4	3	7	-13	6	1	0	1	0	44	9.1
C	19	ANATOLI SEMENOV	15	3	4	7	-10	4	2	0	0	0	33	9.1
D	29	RANDY LADOUCEUR	44	2	4	6	2	36	0	0	0	0	42	4.8
D	15	DAVE KARPA (QUE)	2	0	0	0	-1	0	0	0	0	0	1	.0
		(ANA)	26	1	5	6	0	91	0	0	0	0	32	3.1
		(TOTAL)	28	1	5	6	-1	91	0	0	0	0	33	3.0
C	27	JOHN LILLEY*	9	2	2	4	2	5	1	0	0	0	10	20.0
D	4	DAVID WILLIAMS	21	2	2	4	-5	26	0	0	0	1	30	6.7
LW	42	DENNY LAMBERT*	13	1	3	4	3	4	0	0	0	0	14	7.1
D	5	ROBERT DIRK	38	1	3	4	-3	56	0	0	0	0	15	6.7
LW	8	TIM SWEENEY	13	1	1	2	-3	2	0	0	0	0	11	9.1
LW	12	DAVID SACCO*	8	0	2	2	-3	0	0	0	0	0	5	.0
D	3	MARK FERNER	14	0	1	1	-4	6	0	0	0	0	15	.0
LW	32	STU GRIMSON	31	0	1	1	-7	110	0	0	0	0	14	.0
D	48	DARREN VAN IMPE*	1	0	1	1	0	4	0	0	0	0	0	.0
D	23	JASON MARSHALL*	1	0	0	0	-2	0	0	0	0	0	1	.0
D	6	DON MCSWEEN	2	0	0	0	0	0	0	0	0	0	1	.0
G	35	M. SHTALENKOV	18	0	0	0	0	2	0	0	0	0	0	.0
RW	36	TODD EWEN	24	0	0	0	-2	93	0	0	0	0	14	.0
G	31	GUY HEBERT	39	0	0	0	0	2	0	0	0	0	0	.0

* = Rookie

NO.	GOALTENDER	GP	MIN	GAA	W-L-T	EN	SO	GA	SHOTS	SV%	G	A	PIM
31	GUY HEBERT	39	2092	3.13	12-20-4	4	2	109	1132	.904	0	0	2
35	M. SHTALENKOV	18	810	3.63	4-7-1	2	0	49	448	.891	0	0	2
TOTALS		48	2913	3.38	16-27-5	6	2	164	1586	.897	0	0	4

YEAR-BY-YEAR FINAL STATISTICS

1993-94 FINAL STATISTICS

POS	NO.	PLAYER	GP	G	A	PTS	+/-	PIM	PP	SH	GW	GT	S	PCTG
R	25	TERRY YAKE	82	21	31	52	2	44	5	0	2	0	188	11.2
C	20	BOB CORKUM	76	23	28	51	4	18	3	3	0	1	180	12.8
L	18	GARRY VALK	78	18	27	45	8	100	4	1	5	0	165	10.9
L	8	TIM SWEENEY	78	16	27	43	3	49	6	1	2	0	114	14.0
D	23	BILL HOULDER	80	14	25	39	-18	40	3	0	3	0	187	7.5
R	14	JOE SACCO	84	19	18	37	-11	61	3	1	2	1	206	9.2
L	16	PETER DOURIS	74	12	22	34	-5	21	1	0	1	0	142	8.5
C	22	SHAUN VAN ALLEN	80	8	25	33	0	64	2	2	1	0	104	7.7
C	19	ANATOLI SEMENOV	49	11	19	30	-4	12	4	0	2	0	103	10.7
D	6	SEAN HILL	68	7	20	27	-12	78	2	1	1	0	165	4.2
C	47	STEPHAN LEBEAU (MTL)	34	9	7	16	1	8	4	0	2	1	61	14.8
		(ANA)	22	6	4	10	-5	14	2	0	1	0	37	16.2
		(TOTAL)	56	15	11	26	4	22	6	0	3	1	98	15.3
C	21	PATRIK CARNBACK*	73	12	11	23	-8	54	3	0	2	0	81	14.8
D	2	BOBBY DOLLAS	77	9	11	20	20	55	1	0	1	0	121	7.4
D	4	DAVID WILLIAMS	56	5	15	20	8	42	2	0	0	0	74	6.8
L	24	TROY LONEY	62	13	6	19	-5	88	6	0	1	0	93	14.0
R	36	TODD EWEN	76	9	9	18	-7	272	0	0	2	0	59	15.3
D	39	DON MCSWEEN*	32	3	9	12	4	39	1	0	2	0	43	7.0
R	17	STEVEN KING	36	8	3	11	-7	44	3	0	1	0	50	16.0
D	29	RANDY LADOUCEUR	81	1	9	10	7	74	0	0	0	0	66	1.5
C	10	JARROD SKALDE*	20	5	4	9	-3	10	2	0	2	0	25	20.0
D	3	MARK FERNER	50	3	5	8	-16	30	0	0	0	0	44	6.8
R	48	JOHN LILLEY*	13	1	6	7	1	8	0	0	1	0	20	5.0
L	32	STU GRIMSON	77	1	5	6	-6	199	0	0	0	0	34	2.9
D	44	MYLES O'CONNOR	5	0	1	1	0	6	0	0	0	0	7	.0
C	26	ROBIN BAWA	12	0	1	1	-3	7	0	0	0	0	1	.0
C	45	SCOTT MCKAY*	1	0	0	0	0	0	0	0	0	0	1	.0
L	27	LONNIE LOACH	3	0	0	0	-2	2	0	0	0	0	8	.0
D	34	ANATOLI FEDOTOV*	3	0	0	0	-1	0	0	0	0	0	1	.0
L	43	MAXIM BETS*	3	0	0	0	-3	0	0	0	0	0	1	.0
R	33	JIM THOMSON	6	0	0	0	0	5	0	0	0	0	1	.0
G	35	MIKHAIL SHTALENKOV	10	0	0	0	0	0	0	0	0	0	0	.0
G	1	RON TUGNUTT	28	0	0	0	0	2	0	0	0	0	0	.0
G	31	GUY HEBERT	52	0	0	0	0	2	0	0	0	0	0	.0
NO.	GOALTENDER	GP	MIN	GAA	W-L-T	EN	SO	GA	SHOTS	SV%	G	A	PIM	
35	MIKHAIL SHTALENKOV*	10	543	2.65	3-4-1	1	0	24	265	.909	0	0	0	
31	GUY HEBERT	52	2991	2.83	20-27-3	5	2	141	1513	.907	0	0	2	
1	RON TUGNUTT	28	1520	3.00	10-15-1	4	1	76	828	.908	0	0	2	
TOTALS		84	5079	2.97	33-46-5	10	3	251	2616	.904	0	0	4	

* = Rookie

FIRST GAME

Oct. 8, 1993 vs. the Detroit Red Wings at Honda Center

Result: Detroit 7, Anaheim 2

Attendance: 17,320 (sellout)

Coaches: Head Coach Ron Wilson, Asst. Coaches Al Sims & Tim Army

STARTING LINE-UP:

Goaltender - Guy Hebert

Defenseman - Alexei Kasatonov

Defenseman - Randy Ladouceur

Center - Anatoli Semenov

Left Wing - Troy Loney

Right Wing - Terry Yake



DUCKS FIRST-EVER REGULAR SEASON GAME AT HONDA CENTER

First Goal: Sean Hill (Second period, 4:13 - power play)

First Assists: Bill Houlder & Terry Yake

First Penalty: Sean Hill, holding (First period, 11:31)

First Shot: Sean Hill (First period, 7:50)

First Victory: Oct. 13, 1993 over Edmonton, 4-3, at the Arrowhead Pond, Ron Tugnutt in goal

First Tie: Oct. 15, 1993 vs. Boston, 1-1, at the Arrowhead Pond, Ron Tugnutt in goal

First Road Win: Oct. 19, 1993 @ N.Y. Rangers, 4-2, at Madison Square Garden, Guy Hebert in goal (first-ever road game)

First Road Tie: Jan. 18, 1994 @ Toronto, 3-3, at Maple Leaf Gardens, Guy Hebert in goal

First Overtime Game: Oct. 10, 1993 vs. N.Y. Islanders, 4-3 loss, Ron Tugnutt in goal

First Overtime Win: Dec. 12, 1993 over St. Louis, 2-1, at the Arrowhead Pond, Jarrod Skalde - game winner

First Shutout: Dec. 15, 1993 @ Toronto, 1-0, Guy Hebert in goal (stopped all 38 shots)

First Hat Trick: Oct. 19, 1993 @ N.Y. Rangers (4-2 win) by Terry Yake (3-1-4)

First Hat Trick Against: Apr. 11, 1995 @ Vancouver (5-0 loss) by Pavel Bure (3-0-3)

First Shorthanded Goal: Dec. 15, 1993 @ Toronto (1-0 win) by Tim Sweeney (6:15 third period, game winner)

First Power Play Goal: Oct. 8, 1993 vs. Detroit (7-2 loss) by Sean Hill (4:13 of the second period)

First Game-Winning Goal: Oct. 13, 1993 vs. Edmonton (4-3 win) by Bill Houlder (7:14 of the second period)

First Game-Tying Goal: Jan. 19, 1994 @ Detroit (4-4 tie) by Bob Corkum (12:05 of the second period)

First Empty-Net Goal: Nov. 9, 1993 vs. Dallas in Phoenix (4-2 win) by Bob Corkum (19:31 of the third period)

First 40+ Saves Game: Nov. 19, 1993 @ Vancouver (6-3 win) by Ron Tugnutt (44 saves)

First 40+ Shots Game: Dec. 5, 1993 vs. Tampa Bay (4-2 loss), 41 shots

First 20+ Saves Period: April 8, 1994 @ Edmonton (3-1 win) by Guy Hebert - stopped all 20 shots in the second

First 20+ Shots Period: Jan. 1, 1994 @ Florida (4-2 loss), 26 shots in the third period

First 20-Goal Scorer: Bob Corkum (reached 20 goals on Feb. 16, 1994 vs. Philadelphia)

First 30-Goal Scorer: Paul Kariya (reached 30 goals on Feb. 11, 1996 @ New Jersey)

First 40-Goal Scorer: Paul Kariya (reached 40 goals on Mar. 10, 1996 vs. Los Angeles)

First 50-Goal Scorer: Paul Kariya (reached 50 goals on Apr. 14, 1996 vs. Winnipeg)

First 50-Point Scorer: Bob Corkum (reached 50 points on Mar. 13, 1994 vs. Ottawa)

First 100-Point Scorer: Paul Kariya (reached 100 points on Apr. 7, 1996 @ San Jose)

First Entry Draft Pick: Paul Kariya, fourth overall in the 1993 NHL Entry Draft

First Trade: Acquired Todd Ewen & Patrik Carnback from Montreal in exchange for a 1994 third round Entry Draft Pick on Aug. 10, 1993

First Playoff Game: Apr. 16, 1997 vs. Phoenix (4-2 win)

First Playoff Goal: Teemu Selanne

First Playoff Series Win: 4 games to 3 over Phoenix, 1997 1st Round

First Team Captain: LW Troy Loney, 1993-94

First Player in All-Star Game: D Alexei Kasatonov, 1993-94

First 1st Team NHL All-Star Selection: Paul Kariya, 1995-96

First NHL Award Winner: Paul Kariya, 1995-96 Lady Byng Trophy

MAJOR TRANSACTIONS IN DUCKS HISTORY

MAJOR ANNOUNCEMENTS/BUSINESS TRANSACTIONS/FRONT OFFICE SIGNINGS

Dec. 10, 1992	The National Hockey League announces that The Walt Disney Company has been awarded a conditional expansion franchise to begin play in the 1993-94 season.
Mar. 1, 1993	Tony Tavares is named president of Anaheim Sports, Inc. The new NHL team is officially named the Mighty Ducks of Anaheim. Michael Eisner , Disney's chairman and chief executive officer, will act as governor of the NHL team.
Mar. 15, 1993	Announced that the Mighty Ducks will play in the new arena in Anaheim, now known as the Arrowhead Pond of Anaheim .
Mar. 23, 1993	Named Jack Ferreira vice president/general manager and Pierre Gauthier assistant general manager.
May 18, 1993	Named Kevin Gilmore director of hockey operations.
June 30, 1993	Named Ron Wilson as head coach.
July 7, 1993	Named David McNab director of player personnel.
July 19, 1993	Named Al Sims and Tim Army assistant coaches.
May 15, 1995	Announced an agreement with Baltimore of the AHL as Anaheim's primary developmental affiliate. Pierre Gauthier named general manager of Baltimore and Walt Kyle is named head coach.
Aug. 24, 1995	Named Paddy Jarit head athletic trainer/physical therapist.
Sept. 20, 1995	Announced the Raleigh IceCaps (ECHL) as a second minor league affiliate.
Dec. 11, 1995	Announced Assistant General Manager Pierre Gauthier has accepted the position of general manager for the Ottawa Senators.
Dec. 12, 1995	Named David McNab Assistant General Manager.
June 6, 1996	Announced assistant coach Al Sims was leaving the club to become head coach of the San Jose Sharks.
June 25, 1996	Named Angela Gorgone assistant to the general manager.
July 8, 1996	Named Walt Kyle assistant coach.
July 11, 1996	Named Alain Chainey chief amateur scout and Paul Fenton chief pro scout.
July 24, 1996	Named Moe Mantha head coach of the Baltimore Bandits, Anaheim's primary AHL affiliate.
July 31, 1996	Announced 1996-97 working agreements with the IHL's Ft. Wayne Komets and Long Beach Ice Dogs .
Oct. 14, 1996	Hired Francois Allaire as a goaltending consultant.
May 1, 1997	Signed a three-year working agreement with the AHL's Cincinnati Mighty Ducks to serve as Anaheim's primary development affiliate.
May 20, 1997	Announced that head coach Ron Wilson's contract was not being renewed. Also announced that assistant coach Tim Army's contract was not being renewed.
July 14, 1997	Announced that Anaheim Sports, Inc. has entered into a letter of intent regarding a five-year agreement with KRLA Radio (1110 AM) to broadcast Mighty Ducks games.
July 17, 1997	Named Don Hay assistant coach.
July 31, 1997	Named Greg Smith head athletic trainer.
Aug. 9, 1997	Named Pierre Pagé head coach.
May 28, 1998	Announced that Walt Kyle and Don Hay have been relieved of their duties as assistant coaches and have been offered different positions in the organization.
June 15, 1998	Announced that head coach Pierre Pagé has been relieved of his duties.
July 13, 1998	Announced 10-year agreement with Fox Sports West 2 to televise Mighty Ducks hockey.
July 16, 1998	Named Pierre Gauthier president of the club.
July 16, 1998	Agreed to a multi-year radio agreement with XTRA Sports (690 AM) to serve as the club's flagship station.
July 17, 1998	Established working agreement with the ECHL's Huntington Blizzard .
July 21, 1998	Named Craig Hartsburg head coach.
Aug. 6, 1998	Announced that Pierre Gauthier has also assumed the duties of general manager.
Aug. 10, 1998	Named Jack Ferreira vice president of hockey operations.
Aug. 12, 1998	Named Newell Brown assistant coach.
Aug. 18, 1998	Named George Burnett assistant coach.
Aug. 21, 1998	Named Lucien DeBlois pro scout.
Dec. 2, 1998	Announced a multi-year extension on the working agreement between the club and the Cincinnati Mighty Ducks (AHL).
Aug. 4, 1999	Named Chris Phillips as head trainer.
Jan. 13, 2000	Named Bob Murray as a scouting consultant.
Apr. 11, 2000	Announced that Cincinnati Mighty Ducks (AHL) head coach Moe Mantha was not being offered a new contract.
May 5, 2000	Announced that assistant coach George Burnett was leaving the organization to become the general manager/head coach of the Oshawa Generals of the Ontario Hockey League.
May 17, 2000	Announced that head coach Craig Hartsburg agreed to a two-year contract extension.
June 29, 2000	Named Guy Charron assistant coach.
July 11, 2000	Named Mike Babcock the head coach of the Cincinnati Mighty Ducks (AHL).
July 11, 2000	Named Terry Simpson assistant coach. Announced that assistant coach Newell Brown was leaving the organization to accept a job as associate coach with the Columbus Blue Jackets.
Sept. 7, 2000	Announced that Jack Ferreira was leaving the organization to become the director of player personnel with the Atlanta Thrashers.

MAJOR TRANSACTIONS IN DUCKS HISTORY

Sept. 19, 2000	Announced that Neil Smith would act as a consultant to President/GM Pierre Gauthier .
Dec. 14, 2000	Named Guy Charron head coach.
Dec. 22, 2000	Promoted Terry Simpson to associate coach, named Kelly Miller as an assistant coach.
Jan. 5, 2001	Announced that Tom Watt would serve as a special assignment scout for the team.
Apr. 9, 2001	Announced that Guy Charron would not return as head coach.
May 25, 2001	Named Bryan Murray head coach.
June 20, 2001	Announced that Guy Charron would return to the club as an assistant coach.
July 24, 2001	Named Tom Watt assistant coach.
Aug. 22, 2001	Named Floyd Smith pro scout.
Apr. 19, 2002	Announced that President/General Manager Pierre Gauthier was being relieved of his duties.
Apr. 23, 2002	Named Douglas Moss senior vice president of business operations.
Apr. 29, 2002	Announced a multi-year extension of an affiliation agreement with Cincinnati of the AHL.
May 2, 2002	Elevated Bryan Murray to senior vice president and general manager.
May 22, 2002	Named Mike Babcock head coach.
June 22, 2002	Named Chuck Fletcher director of hockey operations.
July 11, 2002	Named Lorne Henning and Paul MacLean assistant coaches.
July 19, 2002	Named Brad Shaw head coach of the Cincinnati Mighty Ducks.
Aug. 19, 2002	Named Tim Murray player personnel director, Wayne Meier amateur scout, Todd Hearty amateur scout, Tom Watt player development consultant, Greg Carvel video/scouting coordinator and Sean Skahan strength and conditioning coach.
Oct. 11, 2002	Named Guy Hebert to the newly created position of Alumni Association Director.
Apr. 7, 2003	Named Al Coates senior vice president of business operations.
Aug. 15, 2003	Extended the contracts of Head Coach Mike Babcock , assistant coaches Lorne Henning & Paul MacLean , as well as goaltending consultant Francois Allaire . In addition, the club promoted video/scouting coordinator Greg Carvel to assistant coach. All five signed one-year extensions.
Aug. 15, 2003	Named Brent Flahr amateur and professional scout. Also named Jeff Crisp and Pavel Routa amateur scouts.
May 25, 2004	Announced affiliation agreement extension with the Cincinnati Mighty Ducks of the AHL.
June 8, 2004	Named Al Coates Interim General Manager, replacing Senior Vice President/General Manager Bryan Murray , who accepted the head coaching position with the Ottawa Senators.
Sept. 14, 2004	Announced extension of affiliation agreement with San Diego of the ECHL.
Sept. 27, 2004	Named Dan Bylsma Cincinnati Mighty Ducks (AHL) assistant coach.
Sept. 29, 2004	Extended deal with Mighty 1090 AM (two years) as the club's radio flagship station.
May 16, 2005	Announced the end of affiliation agreement with Cincinnati of the AHL.
May 23, 2005	Announced five-year affiliation agreement with the Portland Pirates of the AHL.
Feb. 25, 2005	Henry and Susan Samuelli reach an agreement to buy the Mighty Ducks of Anaheim from the Walt Disney Company.
June 20, 2005	Henry and Susan Samuelli officially assume ownership of the Mighty Ducks of Anaheim.
June 20, 2005	Henry and Susan Samuelli name Michael Shulman Chief Executive Officer, Brian Burke Executive Vice President/General Manager, Tim Ryan Executive Vice President and Chief Operating Officer, Bob Wagner Senior Vice President and Chief Marketing Officer and Mike O'Donnell as Senior Vice President and General Manager of the Arrowhead Pond.
July 6, 2005	Named Steve Obert Vice President of Sales and Marketing.
July 14, 2005	Named Bob Murray Senior Vice President of Hockey Operations.
July 18, 2005	Named Kevin Dineen Portland Pirates Head Coach (AHL).
July 20, 2005	Named Rick Paterson Director of Professional Scouting.
Aug. 1, 2005	Named Randy Carlyle Head Coach.
Aug. 10, 2005	Named Dave Farrish Assistant Coach.
Aug. 17, 2005	Named Newell Brown Assistant Coach.
Oct. 3, 2005	Named D Scott Niedermayer captain.
June 22, 2006	Officially changed the franchise name to Anaheim Ducks and unveiled new team colors and logo.
July 11, 2006	Changed weekday game start times to 7:05 p.m.
Aug. 3, 2006	Reached an agreement with AM 830 on flagship partnership.
Dec. 5, 2006	Reached a multi-year contract extension with FSN Prime Ticket through the 2013-14 season.
July 13, 2007	Signed Head Coach Randy Carlyle to a one-year contract extension.
Sept. 4, 2007	Reached a multi-year contract extension with KDOC.
Sept. 12, 2007	Reached a multi-year contract extension with AM 830.
Sept. 28, 2007	Named D Chris Pronger captain.
May 21, 2008	Signed affiliation agreement with the Bakersfield Condors of the ECHL.
June 3, 2008	Signed multi-year affiliation agreement with the Iowa Chops of the AHL.
June 20, 2008	Named Dave Nonis Senior Advisor of Hockey Operations.
June 24, 2008	Named Chief Executive Officer Michael Schulman Club Governor.
July 23, 2008	Signed Head Coach Randy Carlyle to a two-year contract extension.
Aug. 19, 2008	Named Gord Dineen Head Coach of the Iowa Chops (AHL).
Oct. 7, 2008	Named D Scott Niedermayer captain.
Nov. 12, 2008	Named Bob Murray Executive Vice President/General Manager. Named Brian Burke Special Consultant to CEO Michael Schulman .
Nov. 18, 2008	Named David McNab Senior Vice President of Hockey Operations.
July 28, 2009	Named Pete Peeters Goaltending Consultant.

MAJOR TRANSACTIONS IN DUCKS HISTORY

PLAYER TRANSACTIONS/SIGNINGS/RELEASES

June 24, 1993	Selected 24 players from other NHL clubs in the 1993 NHL Expansion Draft
June 26, 1993	Selected 12 prospects in the 1993 NHL Entry Draft, including LW Paul Kariya with the fourth overall pick.
July 22, 1993	Signed LW Peter Douris , D Myles O'Connor and C Shaun Van Allen to free agent contracts.
July 30, 1993	Signed D Scott Chartier to a free agent contract.
Aug. 2, 1993	Signed C Scott McKay & D Mark DeSantis to free agent contracts.
Aug. 16, 1993	Signed LW Denny Lambert to a free agent contract.
Oct. 3, 1993	Selected LW Garry Valk from Vancouver in the 1993 NHL Waiver Draft.
Jan. 12, 1994	Signed D Don McSween to a one-year contract.
Jan. 25, 1994	Signed LW Dean Ewen to a one-year contract.
Jan. 28, 1994	Signed LW Mike Maneluk to a multi-year contract.
Mar. 9, 1994	Signed RW John Lilley to a multi-year contract.
Mar. 31, 1994	Signed Maxim Bets to a multi-year contract.
June 28, 1994	Selected Steve Rucchin with the second overall pick in the 1994 NHL Supplemental Draft. Selected 10 prospects in the 1994 NHL Entry Draft.
July 11, 1994	Signed D Nikolai Tsulygin & RW Valeri Karpov to multi-year contracts.
Aug. 15, 1994	Signed D Oleg Tverdovsky to a multi-year contract.
Sept. 1, 1994	Signed 1993 first round Entry Draft pick Paul Kariya to a multi-year contract.
Sept. 2, 1994	Signed free agent RW Brian Sullivan to a contract.
Sept. 2, 1994	Signed 1994 11th round Entry Draft pick Jeremy Stevenson to a multi-year contract.
Sept. 2, 1994	Signed D Darren Van Impe to a contract.
Sept. 17, 1994	Signed D Randy Ladouceur , D Don McSween , G John Tanner , LW Denny Lambert , LW Dean Ewen , and C Shaun Van Allen to multi-year contracts.
Jan. 18, 1995	Signed C Steve Rucchin to a multi-year contract.
Feb. 7, 1995	Signed C Patrik Carnback to a multi-year contract.
Feb. 14, 1995	Signed C Sean Pronger to a multi-year contract.
Feb. 15, 1995	Signed G Bill Horn to a contract.
Apr. 9, 1995	Released C/LW Tim Sweeney .
Apr. 28, 1995	Signed D Brian Corcoran to a multi-year contract.
May 31, 1995	Agreed to terms with C Jarrod Skalde on a one-year contract.
June 7, 1995	Signed C/RW Shaun Van Allen to a three-year contract.
July 7, 1995	Signed D Pavel Trnka to a multi-year contract.
July 8, 1995	Selected seven players in the 1995 NHL Entry Draft (Edmonton), including C Chad Kilger with the fourth overall pick.
July 24, 1995	Signed C Bob Corkum and LW Todd Krygier to multi-year contracts.
July 28, 1995	Agreed to terms with LW Denny Lambert , D Oleg Mikulchik , RW Igor Nikulin G Mike O'Neill and LW Garry Valk on multi-year contracts.
Aug. 1, 1995	Agreed to terms with RW Joe Sacco and D Jason Marshall on multi-year contracts.
Aug. 3, 1995	Agreed to terms with D Alain Deeks and G Byron Penstock on multi-year contracts.
Aug. 9, 1995	Agreed to terms with D Bobby Dollas on a multi-year contract.
Aug. 17, 1995	Agreed to terms with G Mikhail Shtalenkov on a multi-year contract.
Aug. 23, 1995	Signed free agent C/LW Alex Hicks to a multi-year contract.
Sept. 1, 1995	Agreed to terms with G Guy Hebert on a multi-year contract.
Sept. 7, 1995	Agreed to terms with RW Todd Ewen on a one-year contract.
Oct. 20, 1995	Signed C Viacheslav Butsayev to a free agent contract.
Nov. 3, 1995	Signed RW Dwayne Norris to a free agent contract.
Jan. 16, 1996	Claimed D Fredrik Olausson off of waivers from the Edmonton Oilers.
Jan. 22, 1996	Signed free agent RW Frank Banham to a multi-year contract.
Mar. 13, 1996	Signed D Fredrik Olausson to a two-year contract.
May 23, 1996	Signed D Dan Trebil to a two-year entry level contract.
May 30, 1996	Signed D Byron Briske to a three-year entry level contract.
June 22, 1996	Selected seven players in the 1996 NHL Entry Draft (St. Louis), including D Ruslan Salei with the ninth overall pick.
July 23, 1996	Signed free agent LW Warren Rychel to a three-year contract.
July 31, 1996	Agreed to terms with LW Mike Leclerc to an entry-level contract.
Aug. 8, 1996	Agreed to terms with D Jason Marshall on a three-year contract.
Aug. 14, 1996	Signed free agent C/RW Jari Kurri to a one-year contract with a club option year.
Aug. 15, 1996	Signed D Ruslan Salei to a three-year entry-level contract.
Aug. 20, 1996	Signed C Joe Day to a one-year contract.
Aug. 27, 1996	Signed D Adrien Plavsic to a one-year contract.
Sept. 11, 1996	Signed RW Roman Oksiuta to a two-year contract
Sept. 13, 1996	Signed C J.F. Jomphe to a one-year contract.
Sept. 27, 1996	Signed D David Karpa to a one-year contract.
Oct. 2, 1996	Signed RW Barry Nieckar to a one-year contract.
Oct. 23, 1996	Signed LW Bob Wren to a one-year contract.
Apr. 4, 1997	Signed centers Marc Chouinard and Matt Cullen to entry-level contracts.
May 30, 1997	Agreed to terms with D Marc Moro on a three-year entry level contract.

MAJOR TRANSACTIONS IN DUCKS HISTORY

June 21, 1997	Selected eight players in the 1997 NHL Entry Draft (Pittsburgh), including C Mikael Holmqvist with the 18th overall pick.
June 25, 1997	Signed C Antti Aalto , G Chris Mason and D Lloyd Shaw to entry level contracts.
July 15, 1997	Agreed to terms with C Espen Knutsen on a one-year contact with a club option year.
July 31, 1997	Signed D J.J. Daigneault to a three-year contract.
Aug. 1, 1997	Signed free agent RW Tomas Sandstrom to a two-year contract.
Aug. 4, 1997	Re-signed C Ted Drury , RW Craig Reichert , LW Jeremy Stevenson and LW Bob Wren to two-year contracts.
Sept. 9, 1997	Re-signed C J.F. Jomphe and C Richard Park to one-year contracts.
Sept. 16, 1997	Re-signed C Sean Pronger to a one-year contract.
Sept. 28, 1997	Selected LW/D Brent Severyn from the Colorado Avalanche in the 1997 NHL Waiver Draft.
Nov. 26, 1997	Boston Bruins claim D Darren Van Impe off NHL waivers from Anaheim.
Dec. 11, 1997	Signed LW Paul Kariya to a two-year contract.
Apr. 2, 1998	Re-signed RW Teemu Selanne to a two-year contract extension through 2001-2002.
May 7, 1998	Claimed LW Eric Lecompte of NHL waivers from Chicago.
May 27, 1998	Exercised the club's option on RW Jeff Nielsen for the 1998-99 season.
June 27, 1998	Selected eight players in the 1998 NHL Entry Draft (Buffalo), including D Vitaly Vishnevski with the fifth overall pick.
July 13, 1998	Signed C Johan Davidsson to a two-year contract.
July 14, 1998	Signed D Terran Sandwith to a one-year contract with an additional year at the club's option.
July 22, 1998	Signed D Scott Ferguson and G Jamie Ram each to one-year contracts with an additional year at the club's option.
July 29, 1998	Signed LW Jay Legault to a three-year entry level contract.
Aug. 7, 1998	Signed LW Jim McKenzie to a two-year contract.
Aug. 10, 1998	Signed RW Peter LeBoutillier to a two-year contract and LW Eric Lecompte to a one-year contract.
Aug. 27, 1998	Signed G Patrick Lalime to a one-year contract with an additional year at the club's option.
Aug. 28, 1998	Signed free agent D Fredrik Olausson to a two-year contract.
Aug. 31, 1998	Signed D Dan Trebil to a one-year contract with an additional year at the club's option.
Sept. 1, 1998	Signed C Steve Rucchin to a four-year contract.
Sept. 16, 1998	Signed D Pavel Trnka to a one-year contract.
Oct. 5, 1998	Selected D Pascal Trepanier in the 1998 NHL Waiver Draft from Colorado.
Feb. 3, 1999	Agreed to terms with D Pascal Trepanier on a multi-year contract extension.
Feb. 4, 1999	Agreed to terms with G Guy Hebert on a multi-year contract extension.
Mar. 31, 1999	Agreed to terms with G Gregg Naumenko on a multi-year contract.
Apr. 27, 1999	Signed LW Maxim Balmochnykh to an entry-level contract.
June 26, 1999	Selected seven prospects in the 1999 NHL Entry Draft, including D Jordan Leopold from Minnesota with the club's first pick in the second round.
June 29, 1999	Agreed to terms with C Torrey DiRoberto on an entry-level contract.
June 29, 1999	Agreed to terms with LW Ted Donato on a one-year contract.
June 30, 1999	Agreed to terms with LW Paul Kariya on a three-year contract.
July 1, 1999	Agreed to terms with C/LW Ted Drury and RW Jeff Nielsen on multi-year contracts.
July 9, 1999	Agreed to terms with G Dominic Roussel on a multi-year contract.
July 13, 1999	Agreed to terms with D Vitaly Vishnevski on an entry-level contract.
July 15, 1999	Agreed to terms with D Niclas Havelid on a one-year contract with an additional year at the club's option.
July 28, 1999	Agreed to terms with D Oleg Tverdovsky on a one-year contract.
July 29, 1999	Agreed to terms with C Antti Aalto , LW Mike Leclerc , and LW Jeremy Stevenson on one-year contracts.
July 30, 1999	Agreed to terms with RW Frank Banham on a one-year contract and C Bob Wren on a one-year contract with an additional year at the club's option.
Aug. 10, 1999	Agreed to terms with D Jason Marshall on a two-year contract.
Aug. 27, 1999	Agreed to terms with D Pavel Trnka on a three-year contract.
Sept. 4, 1999	Agreed to terms with G Tom Askey on a one-year contract with an additional year at the club's option.
Sept. 4, 1999	Agreed to terms with D Ruslan Salei on a three-year contract.
Sept. 27, 1999	Selected D Ladislav Benysek from the Edmonton Oilers in the 1999 NHL Waiver Draft.
Oct. 1, 1999	Agreed to terms with free-agent RW Chad Wagner .
Jan. 20, 2000	Washington Capitals claim LW Jim McKenzie off NHL waivers from Anaheim.
Apr. 3, 2000	Agreed to terms with free-agent C Andy McDonald of Colgate University.
May 1, 2000	Agreed to terms with RW Petr Tenkrat on a multi-year contract.
June 2, 2000	Agreed to terms with D Antti-Jussi Niemi on a two-year contract.
June 13, 2000	Agreed to terms with C Jarrett Smith on a multi-year contract.
June 24-25, 2000	Selected five players at the 2000 NHL Entry Draft (Calgary), including Alexei Smirnov with the 12 th overall pick.
July 1, 2000	Agreed to terms with free agent C German Titov on a multi-year contract.
July 5, 2000	Agreed to terms with free agent RW Jim Cummins on a one-year contract with an additional year at the club's option.
July 6, 2000	Agreed to terms with D Peter Podhradsky on a three-year contract.

MAJOR TRANSACTIONS IN DUCKS HISTORY

July 13, 2000	Agreed to terms on contracts with RW Dan Bylsma , D Dean Malkoc & LW Kevin Sawyer .
July 14, 2000	Agreed to terms with C Jonas Ronnqvist on a two-year contract.
July 20, 2000	Agreed to terms with D Chris O'Sullivan on a one-year contract.
July 25, 2000	Agreed to terms with LW Marty McInnis on a one-year contract.
July 25, 2000	Agreed to terms with C Marc Chouinard on a one-year contract.
July 27, 2000	Agreed to terms with LW Mike Leclerc on a one-year contract.
July 31, 2000	Agreed to terms with G Jean-Sebastien Giguere on a one-year contract.
Aug. 7, 2000	Agreed to terms with D Patrick Traverse on a one-year contract.
Aug. 11, 2000	Agreed to terms with RW Ladislav Kohn on a one-year contract.
Aug. 16, 2000	Agreed to terms with C Antti Aalto on a one-year contract.
Sept. 5, 2000	Agreed to terms with C Matt Cullen on a one-year contract.
Sept. 15, 2000	Agreed to terms with D Oleg Tverdovsky on a three-year contract.
Dec. 7, 2000	Agreed to terms with D Mike Crowley on a one-year contract with an additional year at the club's option.
Mar. 7, 2001	New York Rangers claim G Guy Hebert off NHL waivers from Anaheim.
Mar. 8, 2001	Agreed to terms with RW Marty McInnis on a three-year contract extension.
June 11, 2001	Exercised one-year contract options on LW Dan Bylsma & RW Jim Cummins .
June 14, 2001	Exercised one-year contract option on G Steve Shields .
June 23-24, 2001	Selected 11 players at the 2001 NHL Entry Draft (Florida), including C/W Stanislav Chistov with the fifth overall selection.
July 3, 2001	Agreed to terms with free agent D Jason York on a three-year contract.
July 12, 2001	Agreed to terms with LW Timo Parssinen on a one-year contract.
July 20, 2001	Agreed to terms with LW Mike Leclerc on a two-year contract.
July 27, 2001	Agreed to terms with free agent D Drew Bannister on a one-year contract.
July 30, 2001	Agreed to terms with C Marc Chouinard on a one-year contract with an additional year at the club's option.
July 31, 2001	Agreed to terms with C Matt Cullen and G Gregg Naumenko on one-year contracts.
Aug. 1, 2001	Agreed to terms with free agent D Aris Brimanis on a one-year contract.
Aug. 14, 2001	Agreed to terms with free agent D Brian White on a one-year contract with an additional year at the club's option.
Aug. 17, 2001	Agreed to terms with G Jean-Sebastien Giguere on a two-year contract.
Aug. 23, 2001	Agreed to terms with LW Jeff Friesen on a two-year contract.
Sept. 4, 2001	Agreed to terms with D Niclas Havelid on a two-year contract.
Dec. 20, 2001	Agreed to terms with RW Dan Bylsma on a two-year contract extension with an additional year at the club's option.
June 6, 2002	Agreed to terms with defensemen Mark Popovic and Kurt Sauer .
June 22-23, 2002	Selected eight players at the 2002 NHL Entry Draft (Toronto), including C/RW Joffrey Lupul with the seventh overall selection.
June 26, 2002	Exercised one-year contract options on C Marc Chouinard & LW Kevin Sawyer .
July 1, 2002	Agreed to terms with C Adam Oates on a one-year contract with an additional year at the club's option.
July 2, 2002	Agreed to terms with D Vitaly Vishnevski on a one-year contract.
July 8, 2002	Agreed to terms with RW Cory Pecker on a three-year entry level contract.
July 12, 2002	Agreed to terms with D Fredrik Olausson on a one-year contract, with an additional year at the club's option.
July 15, 2002	Agreed to terms on contracts with G Martin Gerber (one year with an additional year at the club's option), D Jan Tabacek and C Tony Martensson (both two-year entry level contracts).
July 17, 2002	Agreed to terms with D Todd Reirden and C Jason Krog on two-year entry level contracts.
July 19, 2002	Agreed to terms with D Pavel Trnka on a two-year contract.
July 22, 2002	Agreed to terms with C Samuel Pahlsson and D Chris O'Sullivan on one-year contracts.
July 24, 2002	Agreed to terms with RW Rob Valicevic and G Jean-Francois Damphousse on one-year contracts.
July 31, 2002	Agreed to terms with LW Paul Kariya on a one-year contract.
Aug. 1, 2002	Agreed to terms with C Andy McDonald on a two-year contract.
Aug. 3, 2002	Agreed to terms with C Matt Cullen on a two-year contract.
Aug. 6, 2002	Agreed to terms with D Ruslan Salei on a two-year contract.
Aug. 22, 2002	Agreed to terms on contracts with D Josh DeWolf (one-year), C Brian Gornick (two-year, entry level), C Nick Smith (one-year), LW Francis Belanger (one-year), and LW Cam Severson (one-year).
Aug. 26, 2002	Agreed to terms with C Steve Rucchin on a four-year contract.
Nov. 13, 2002	Agreed to terms with RW Joffrey Lupul on a three-year entry level contract.
Dec. 26, 2002	Agreed to terms with C Joel Perreault on a three-year entry level contract.
Apr. 1, 2003	Agreed to terms with LW Chris Kunitz on a two-year entry level contract.
Apr. 29, 2003	Agreed to terms with C Michael Holmqvist on a one-year entry level contract.
May 6, 2003	Agreed to terms with RW George Davis on a three-year entry level contract.
May 22, 2003	Agreed to terms with C Pierre Parenteau on a three-year entry level contract.
June 1, 2003	Agreed to terms with C Igor Pohanka and C Joel Stepp on three-year entry level contracts.
June 21-22, 2003	Selected nine players at the 2003 NHL Entry Draft, including C Ryan Getzlaf with the 19th overall selection.

MAJOR TRANSACTIONS IN DUCKS HISTORY

June 26, 2003	Signed D Chris Armstrong to a one-year contract with a second year at the club's option.
July 15, 2003	Agreed to terms with LW Mike Leclerc on a two-year contract, and LW Cam Severson on a one-year contract.
July 17, 2003	Agreed to terms with C Vaclav Prospal on a five-year contract.
July 19, 2003	Agreed to terms with C Sergei Fedorov on a five-year contract.
July 21, 2003	Agreed to terms with C Nick Smith on a one-year contract, and D Sheldon Brookbank on a two-year entry level contract.
July 22, 2003	Agreed to terms with D/LW Lance Ward and C Samuel Pahlsson on two-year contracts.
July 23, 2003	Agreed to terms on a one-year contract with D Vitaly Vishnevski , G Eddie Ferhi on a two-year entry level contract and D Juha Allen on a three-year entry level contract. Also announced it had picked up the one-year contract option on G Martin Gerber .
July 25, 2003	Agreed to terms with D Mike Mottau on a one-year contract, LW Casey Hankinson on a one-year contract and LW Garrett Burnett on a one-year contract.
Aug. 6, 2003	Agreed to terms with D Niclas Havelid on a three-year contract.
Aug. 29, 2003	Signed C Keith Aucoin to a one-year contract.
Sept. 9, 2003	Signed LW Craig Johnson to a one-year contract.
Sept. 10, 2003	Signed G Jean-Sebastien Guere to a four-year contract.
Sept. 14, 2003	Signed LW Petr Sykora to a three-year contract.
Oct. 3, 2003	Selected D Todd Simpson in the NHL Waiver Draft.
Oct. 8, 2003	Signed D Shane O'Brien to a three-year entry level contract.
Mar. 25, 2004	Agreed to terms with forward Curtis Glencross on a three-year entry level contract.
May 12, 2004	Agreed to terms with forward Dustin Penner on a three-year entry level contract.
June 7, 2004	Agreed to terms with D Aaron Rome on a three-year entry level contract.
June 26-27, 2004	Selected eight players at the 2004 NHL Entry Draft, including D Ladislav Smid with the ninth overall selection.
June 28, 2004	Agreed to terms with C Andy McDonald on a two-year contract.
June 30, 2004	Exercised two-year contract option on D Keith Carney .
July 8, 2004	Agreed to terms with G Ilya Bryzgalov on a one-year contract with an additional year at the club's option.
July 9, 2004	Agreed to terms with LW Garrett Burnett on a one-year contract with an additional year at the club's option.
July 12, 2004	Agreed to terms with D Vitaly Vishnevski on a two-year contract.
July 16, 2004	Agreed to terms with RW Michael Holmquist on a one-year contract.
July 31, 2004	Agreed to terms with C/RW Rob Niedermayer on a one-year contract.
Aug. 2, 2004	Agreed to terms with D Kurtis Foster on a one-year contract.
Aug. 9, 2004	Signed D Ruslan Salei to a one-year contract as a result of an arbitrator's decision.
Sept. 1, 2004	Signed C Zenon Konopka to a two-year contract.
Sept. 8, 2004	Signed C Tim Brent to a three-year contract.
Sept. 15, 2004	Signed C/RW Ryan Getzlaf and RW Corey Perry to three-year entry level contracts.
July 28, 2005	Exercised option (one year) on G Ilya Bryzgalov and agreed to terms with D Nathan Saunders on a three-year contract.
July 29, 2005	Signed D Sandis Ozolinsh to two-year contract.
July 30, 2005	Selected six players in the NHL Entry Draft, including RW Bobby Ryan with the second overall selection.
Aug. 4, 2005	Signed Rob Niedermayer and Scott Niedermayer to four-year contracts.
Aug. 8, 2005	Signed D Jason Marshall to one-year contract.
Aug. 11, 2005	Signed LW Mike Leclerc and D Joe DiPenta to one-year contracts.
Aug. 12, 2005	Signed LW Travis Moen and LW Chris Kunitz to one-year contracts.
Aug. 15, 2005	Signed D Mark Popovic to one-year contract.
Aug. 19, 2005	Signed RW Shane Hynes to three-year contract.
Aug. 22, 2005	Signed RW Teemu Selanne to one-year contract.
Aug. 24, 2005	Signed C Samuel Pahlsson to two-year contract and D Ladislav Smid to three-year contract.
Aug. 25, 2005	Agreed to terms with RW Craig Adams on one-year contract.
Aug. 26, 2005	Signed D Jordan Smith to three-year contract.
Aug. 30, 2005	Signed D Kent Huskins and C Geoff Peters to one-year contracts.
Sept. 7, 2005	Signed D Ruslan Salei to one-year contract.
Sept. 12, 2005	Signed C Aaron Gavey to one-year contract.
Sept. 14, 2005	Signed D Brett Festerling to a three-year entry-level contract.
Sept. 29, 2005	Signed G Michael Wall to a three-year entry-level contract.
Oct. 18, 2005	Claimed LW Chris Kunitz on waivers from Atlanta and assigned him to Portland (AHL).
Nov. 21, 2005	Claimed C Todd Marant on waivers from Columbus.
Nov. 28, 2005	Signed G Nathan Marsters (two year) and C Ryan Shannon (two-year entry level) to contracts.
Mar. 8, 2006	Signed RW Bobby Ryan to a three-year entry-level contract.
Apr. 1, 2006	Signed G David McKee to a two-year entry-level contract.
May 4, 2006	Signed LW Drew Miller to a two-year entry-level contract.
May 31, 2006	Signed LW Bjorn Melin to a one-year entry-level contract.
June 13, 2006	Signed RW Teemu Selanne to a one-year contract.
June 14, 2006	Signed LW Travis Moen to a one-year contract.
June 19, 2006	Signed D Joe DiPenta to a one-year contract.

MAJOR TRANSACTIONS IN DUCKS HISTORY

June 24, 2006	Selected five players at NHL Entry Draft, including D Mark Mitera at 19th overall.
June 30, 2006	Signed C Geoff Peters to a two-year contract.
July 5, 2006	Signed C Andy McDonald to a three-year contract.
July 10, 2006	Signed LW Stanislav Chistov to a two-year contract.
July 11, 2006	Signed RW Colby Genoway and D Clay Wilson to two-year entry-level contracts.
July 12, 2006	Signed C Ryan Carter to a two-year entry-level contract.
July 13, 2006	Signed G Michael Leighton to a one-year contract.
July 14, 2006	Signed RW Shawn Thornton and RW Pierre Parenteau to one-year contracts.
July 20, 2006	Signed LW Chris Kunitz to a two-year contract.
July 27, 2006	Signed D Kent Huskins to a one-year contract and C Petteri Wirtanen to a three-year entry-level contract.
July 27, 2006	Signed D Vitaly Vishnevski to a one-year contract.
Aug. 2, 2006	Signed D Brian Salcido to a three-year entry-level contract.
Aug. 3, 2006	Re-signed D Shane O'Brien to a one-year contract.
Aug. 10, 2006	Signed C Travis Green to a one-year contract.
Aug. 15, 2006	Signed D Ian Moran to a one-year contract.
Aug. 16, 2006	Signed D Francois Beauchemin to a two-year contract extension.
Aug. 28, 2006	Signed D Bruno St. Jacques to a one-year contract.
Sept. 6, 2006	Signed G Ilya Bryzgalov to a two-year contract.
Oct. 7, 2006	Signed C Zenon Konopka to a two-year contract.
Oct. 8, 2006	Signed C Samuel Pahlsson to a two-year contract extension.
Nov. 30, 2006	Signed D Brendan Mikkelsen to a three-year entry-level contract.
Dec. 19, 2006	Signed G J.P. Levasseur to a three-year entry-level contract.
Feb. 23, 2007	Signed RW Mike Hoffman to a two-year entry-level contract.
Mar. 16, 2007	Signed LW Bobby Bolt to a three-year entry-level contract.
Mar. 28, 2007	Signed C Ryan Dingle to a two-year entry-level contract.
May 16, 2007	Signed C Andrew Ebbett to a one-year entry level contract.
May 25, 2007	Signed G Jonas Hiller to a one-year entry level contract.
June 12, 2007	Signed LW Travis Moen and RW George Parros to two-year contract extensions.
June 21, 2007	Signed G Jean-Sebastien Giguere to a multi-year contract extension.
June 22-23, 2007	Selected eight players in the 2007 NHL Entry Draft, including C Logan MacMillan at 19th overall.
June 23, 2007	Signed D Sean O'Donnell and D Kent Huskins to two-year contract extensions.
July 1, 2007	Signed D Mathieu Schneider to a two-year contract.
July 2, 2007	Signed RW Todd Bertuzzi to a two-year contract.
July 3, 2007	Signed LW Brad May to a two-year contract.
July 4, 2007	Signed D Maxim Kondratiev to a one-year contract.
July 5, 2007	Signed D Shane Hnidy to a two-year contract.
July 12, 2007	Signed D Joe Callahan to a one-year contract.
July 12, 2007	Signed C Brandon Segal to a two-year contract.
July 16, 2007	Signed D Aaron Rome to a one-year contract.
July 18, 2007	Signed LW Jason King , LW Dan LaCouture and D Brett Skinner to one-year contracts.
Aug. 14, 2007	Signed D Joe DiPenta to a one-year contract.
Aug. 28, 2007	Signed LW Chris Kunitz to a four-year contract extension.
Nov. 20, 2007	Signed C Ryan Getzlaf to a five-year contract extension.
Dec. 10, 2007	Signed D Bruno St. Jacques to a one-year contract.
Jan. 28, 2008	Signed RW Teemu Selanne to a one-year contract.
Apr. 29, 2008	Signed C Ryan Carter to a three-year contract.
Apr. 30, 2008	Signed LW Matt Beleskey , RW Jason Bailey and D John de Gray to three-year entry-level contracts.
June 10, 2008	Acquired a third-round selection in the 2008 NHL Entry Draft from Minnesota in exchange for D Marc-Andre Bergeron .
June 11, 2008	Signed G Jonas Hiller and C Andrew Ebbett to two-year contract extensions.
June 20-21, 2008	Selected 10 players in the 2008 NHL Entry Draft, including D Jake Gardiner at 17th overall.
June 25, 2008	Signed C Brian Sutherby to a one-year contract extension.
July 1, 2008	Signed RW Corey Perry to a five-year contract.
July 2, 2008	Signed D Stu Bickel to a three-year entry-level contract.
July 7, 2008	Signed G David LeNeveu to a one-year contract.
July 8, 2008	Signed C Brendan Morrison to a one-year contract.
July 11, 2008	Signed D Steve Montador to a one-year contract and D Brennan Evans to a two-year contract.
July 15, 2008	Signed C Logan MacMillan to a three-year entry-level contract.
July 22, 2008	Signed LW Josh Green , C Eric Boguniecki and LW Troy Bodie to one-year contracts, and LW Ryan Donally to a two-year contract.
Aug. 27, 2008	Signed LW Joakim Lindstrom to a one-year contract.
Sept. 19, 2008	Signed LW Drew Miller to a two-year contract.
Sept. 22, 2008	Signed C Maxime Macenauer and D Eric Regan to three-year entry-level contracts.
Oct. 4, 2008	Claimed D Nathan McLver on waivers from Vancouver.
Oct. 7, 2008	Claimed LW Joakim Lindstrom on waivers from Chicago and assigned him to Iowa (AHL).
Oct. 23, 2008	Signed D Bret Hedican to a one-year contract.
Dec. 9, 2008	Signed LW Eric Tangradi to a three-year entry-level contract.
Dec. 30, 2008	Signed LW Matt McCue to a three-year entry-level contract.

MAJOR TRANSACTIONS IN DUCKS HISTORY

Jan. 29, 2009	Signed RW George Parros to a three-year contract extension.
Mar. 30, 2009	Signed D Mark Mitera to a three-year entry-level contract.
Mar. 31, 2009	Signed C MacGregor Sharp to a two-year entry-level contract.
Apr. 7, 2009	Signed RW Dan Sexton to a two-year entry-level contract.
June 8, 2009	Signed RW Mike Brown to a two-year contract extension.
June 26-27, 2009	Selected seven players in the 2009 NHL Entry Draft, including C Peter Holland at 15th overall and C Kyle Palmieri at 26th overall.
June 30, 2009	Signed RW Troy Bodie to a two-year contract extension. Signed C Erik Christensen to a one-year contract extension.
July 1, 2009	Signed D Scott Niedermayer to a one-year contract.
July 6, 2009	Signed D Brian Salcido to a one-year contract.
July 7, 2009	Signed C Todd Marchant to a two-year contract.
July 8, 2009	Signed C Saku Koivu to a one-year contract.
July 9, 2009	Signed D Nick Boynton to a one-year contract.
July 10, 2009	Signed D Steve McCarthy to a one-year contract.
July 13, 2009	Signed D James Wisniewski to a one-year contract.
July 15, 2009	Signed C Nicolas Deschamps to a three-year entry-level contract.
July 29, 2009	Signed C Petteri Nokelainen to a one-year contract extension.
Aug. 20, 2009	Signed D Brett Festerling to a two-year contract.
Sept. 4, 2009	Signed D Steve Eminger to a two-year contract.

ALL-TIME TRADES IN TEAM HISTORY

Aug. 10, 1993	Acquired RW Todd Ewen & C Patrik Carnback from the Montreal Canadiens in exchange for a third round pick in the 1994 NHL Entry Draft in the club's first-ever trade.
Feb. 20, 1994	Acquired C Stephan Lebeau from the Montreal Canadiens in exchange for G Ron Tugnutt .
Feb. 21, 1994	Acquired G John Tanner from the Quebec Nordiques in exchange for a fourth round pick in the 1995 NHL Entry Draft.
Mar. 21, 1994	Acquired LW Maxim Bets & a sixth round pick in the 1995 NHL Entry Draft from the St. Louis Blues in exchange for D Alexei Kasatonov .
June 29, 1994	Acquired the Ottawa Senators' 1994 third round selection in exchange for D Sean Hill . Anaheim then dealt that pick to Tampa Bay in exchange for the Lightning's fourth round pick in the 1995 NHL Entry Draft and a 1994 third round selection (originally Washington's).
June 29, 1994	Acquired D Tom Kurvers from the New York Islanders in exchange for LW Troy Loney .
July 12, 1994	Acquired D Robert Dirk from the Chicago Blackhawks in exchange for a fourth round 1995 NHL Entry Draft Pick originally obtained on June 29, 1994 from Tampa Bay.
Aug. 29, 1994	Acquired D Jason Marshall from the St. Louis Blues in exchange for D Bill Houlder .
Sept. 2, 1994	Acquired the rights to D Darren Van Impe from the New York Islanders in exchange for a conditional 1995 NHL Entry Draft pick.
Sept. 28, 1994	Acquired RW David Sacco from the Toronto Maple Leafs in exchange for RW Terry Yake .
Feb. 2, 1995	Acquired LW Todd Krygier from the Washington Capitals in exchange for a fourth round pick in the 1996 NHL Entry Draft.
Mar. 8, 1995	Acquired D Milos Holan from the Philadelphia Flyers in exchange for C Anatoli Semenov .
Mar. 8, 1995	Acquired D David Karpa from the Quebec Nordiques in exchange for a conditional pick in the 1997 NHL Entry Draft.
Apr. 4, 1995	Acquired C/RW Mike Sillinger and D Jason York from the Detroit Red Wings in exchange for LW Stu Grimson , D Mark Ferner and the Mighty Ducks' sixth round pick in the 1996 NHL Entry Draft.
July 8, 1995	Traded a 1995 sixth round pick in the NHL Entry Draft (originally belonged to St. Louis; acquired in the Alexei Kasatonov deal) back to the Blues in exchange for St. Louis' sixth round pick in the 1996 NHL Entry Draft.
Oct. 30, 1995	Acquired D Bobby Marshall from the Calgary Flames in exchange for C Jarro Skalde .
Jan. 21, 1996	Acquired C Jim Campbell from the Montreal Canadiens in exchange for D Robert Dirk .
Feb. 6, 1996	Acquired LW Chris Herperger and a seventh round pick in the 1997 NHL Entry Draft from the Philadelphia Flyers in exchange for C Bob Corkum .
Feb. 7, 1996	Acquired RW Teemu Selanne , the rights to C Marc Chouinard , and a fourth round pick in the 1996 NHL Entry Draft from the Winnipeg Jets in exchange for C Chad Kilger , D Oleg Tverdovsky , and a third round pick in the 1996 NHL Entry Draft.
Mar. 8, 1996	Acquired G Mike Torchia from the Washington Capitals in exchange for LW Todd Krygier .
Mar. 15, 1996	Acquired RW Roman Oksiota and the Vancouver Canucks in exchange for C Mike Sillinger .
Mar. 19, 1996	Acquired C Anatoli Semenov and the rights to D Mike Crowley from the Philadelphia Flyers in exchange for RW Brian Wesenberg .
Mar. 20, 1996	Acquired D Ken Baumgartner from the Toronto Maple Leafs in exchange for Winnipeg's fourth round pick in the 1996 NHL Entry Draft (originally acquired by Anaheim in the Teemu Selanne trade).
July 1, 1996	Acquired RW Kevin Brown from the Ottawa Senators in exchange for LW Mike Maneluk .
Oct. 1, 1996	Acquired the rights to C Espen Knutsen from the Hartford Whalers in exchange for RW Kevin Brown .
Oct. 1, 1996	Acquired C Ted Drury and the rights to D Marc Moro from the Ottawa Senators in exchange for C Shaun Van Allen and D Jason York .
Nov. 18, 1996	Acquired the rights to LW Brian Bellows from the Tampa Bay Lightning in exchange for a sixth round pick in the 1997 NHL Entry Draft.
Nov. 19, 1996	Acquired LW Shawn Antoski and D Dmitri Mironov from the Pittsburgh Penguins in exchange for LW Alex Hicks and D Fredrik Olausson .

MAJOR TRANSACTIONS IN DUCKS HISTORY

- Feb. 21, 1997 Acquired D **J.J. Daigneault** from the Pittsburgh Penguins in exchange for LW **Garry Valk**.
- Mar. 18, 1997 Acquired C **Richard Park** from the Pittsburgh Penguins in exchange for RW **Roman Oksuta**.
- Mar. 18, 1997 Acquired C **Mark Janssens** from the Hartford Whalers in exchange for the rights to LW **Bates Battaglia** and a fourth round pick in the 1998 NHL Entry Draft.
- Sept. 17, 1997 Acquired RW **Scott Young** from the Colorado Avalanche in exchange for a third round pick in the 1998 NHL Entry Draft.
- Jan. 9, 1998 Acquired D **Drew Bannister** from the Edmonton Oilers in exchange for D **Bobby Dollas**.
- Feb. 6, 1998 Acquired C **Travis Green**, D **Doug Houda** and RW **Tony Tuzzolino** from the New York Islanders in exchange for D **J.J. Daigneault**, C **Mark Janssens** and RW **Joe Sacco**.
- Mar. 24, 1998 Acquired D **Jamie Pushor** and a 1998 fourth round draft pick from the Detroit Red Wings in exchange for D **Dmitri Mironov**.
- Mar. 24, 1998 Acquired C **Josef Marha** from the Colorado Avalanche in exchange for LW **Warren Rychel** and a conditional 1999 Entry Draft Pick.
- Mar. 24, 1998 Acquired the rights to G **Patrick Lalime** from the Pittsburgh Penguins in exchange for C **Sean Pronger**.
- June 18, 1998 Acquired LW **Jim McKenzie** from the Phoenix Coyotes in exchange for C **J.F. Jomphe**.
- Aug. 11, 1998 Acquired LW **Stu Grimson** and D **Kevin Haller** from the Carolina Hurricanes in exchange for D **David Karpa** and a fourth round pick in the 2000 NHL Entry Draft.
- Oct. 5, 1998 Acquired G **Dominic Roussel** from the Nashville Predators in exchange for G **Chris Mason** and D **Marc Moro**.
- Oct. 8, 1998 Traded D **Doug Houda** to the Detroit Red Wings in exchange for future considerations.
- Oct. 27, 1998 Acquired LW **Marty McInnis** from Chicago in exchange for a fourth round Entry Draft pick in 2000.
- Dec. 10, 1998 Acquired Tampa Bay's fifth round pick in the 2000 NHL Entry Draft in exchange for D **Drew Bannister**.
- Jan. 28, 1999 Traded C **Josef Marha** to the Chicago Blackhawks in exchange for future considerations.
- Mar. 23, 1999 Acquired C **Peter Zezel** from the Vancouver Canucks in exchange for future considerations.
- Mar. 24, 1999 Announced that the trade for C **Peter Zezel** the previous day has been voided due to failure of player to report.
- June 18, 1999 Acquired LW **Ted Donato** and the rights to D **Antti-Jussi Niemi** from the Ottawa Senators in exchange for G **Patrick Lalime**.
- June 26, 1999 Acquired D **Oleg Tverdovsky** from the Phoenix Coyotes in exchange for C **Travis Green** and Anaheim's first round pick (15th overall) in the 1999 NHL Entry Draft.
- Sept. 27, 1999 Acquired RW **Ladislav Kohn** from the Atlanta Thrashers in exchange for an eighth-round draft pick in the 2000 NHL Entry Draft.
- Oct. 29, 1999 Acquired C **Tony Hrkac** and D **Dean Malkoc** from the New York Islanders in exchange for C **Ted Drury**.
- Jan. 29, 2000 Acquired C **Kip Miller** from the Pittsburgh Penguins in exchange for future considerations.
- Mar. 11, 2000 Acquired C **Jorgen Jonsson** from the New York Islanders in exchange for C **Johan Davidsson** and future considerations.
- Mar. 14, 2000 Acquired RW **Ed Ward** from the Atlanta Thrashers in exchange for future considerations.
- Acquired G **Corey Hirsch** from the Nashville Predators in exchange for future considerations.
- Acquired a fifth round draft pick in the 2000 NHL Entry Draft from the Pittsburgh Penguins in exchange for D **Dan Trebil**.
- May 23, 2000 Acquired a fourth round draft pick in the 2000 NHL Entry Draft from the New York Islanders in exchange for the rights to RW **Trent Hunter**.
- May 25, 2000 Acquired a fourth round draft pick in the 2001 NHL Entry Draft from the Columbus Blue Jackets in exchange for the rights to C **Espen Knutsen**.
- June 1, 2000 Acquired a fourth round draft pick in 2000 NHL Entry Draft from the Washington Capitals in exchange for defenseman D **Stephen Peat**.
- June 10, 2000 Acquired G **Jean-Sebastien Giguere** from the Calgary Flames in exchange for a second round draft pick in the 2000 NHL Entry Draft.
- June 12, 2000 Acquired D **Patrick Traverse** from the Ottawa Senators in exchange for D **Joel Kwiatkowski**.
- June 12, 2000 Acquired a seventh round draft pick in the 2001 NHL Entry Draft from the New Jersey Devils in exchange for RW **Ed Ward**.
- June 24, 2000 Acquired a second round draft pick in the 2000 NHL Entry Draft from the Montreal Canadiens in exchange for third, fourth and fifth round draft choices in the 2000 NHL Entry Draft.
- June 25, 2000 Acquired the rights to RW **Jonathan Hedstrom** from the Toronto Maple Leafs in exchange for sixth and seventh round draft picks in the 2000 NHL Entry Draft.
- Sept. 26, 2000 Acquired RW **Andrei Nazarov** and a second round pick in the 2001 NHL Entry Draft from the Calgary Flames in exchange for the rights to defenseman **Jordan Leopold**.
- Nov. 18, 2000 Acquired C **Samuel Pahlsson** from the Boston Bruins in exchange for RW **Andrei Nazarov** and D **Patrick Traverse**.
- Feb. 9, 2001 Acquired D **Sergei Vyshedkevich** and G **Scott Langkow** from the Atlanta Thrashers in exchange for RW **Ladislav Kohn**.
- Mar. 5, 2001 Acquired LW **Jeff Friesen**, G **Steve Shields** and future considerations from the San Jose Sharks in exchange for RW **Teemu Selanne**.
- Mar. 13, 2001 Acquired D **Alexei Tezikov** and a fourth round draft choice in the 2001 NHL Entry Draft from the Washington Capitals in exchange for D **Jason Marshall**.

MAJOR TRANSACTIONS IN DUCKS HISTORY

June 19, 2001	Acquired D Keith Carney from the Phoenix Coyotes in exchange for a second round pick in the 2001 NHL Entry Draft.
July 2, 2001	Acquired LW Denny Lambert from the Atlanta Thrashers in exchange for future considerations.
Nov. 1, 2001	Acquired RW Patric Kjellberg from the Nashville Predators in exchange for RW Petr Tenkrat . Also acquired RW Sergei Krivokrasov from the Minnesota Wild in exchange for a seventh round draft pick in 2002 and future considerations.
Jan. 14, 2002	Acquired C Dave Roche from the New York Islanders in exchange for RW Jim Cummins .
Mar. 5, 2002	Acquired a third round draft pick in the 2002 Entry Draft from the Boston Bruins in exchange for RW Marty McInnis .
Mar. 19, 2002	Acquired RW Ben Guite and RW Bjorn Melin from the New York Islanders in exchange for LW Dave Roche .
June 25, 2002	Acquired a third round draft pick in the 2003 Entry Draft from the Boston Bruins in exchange for G Steve Shields .
July 6, 2002	Acquired RW Petr Sykora , D Mike Commodore , G J.F. Damphousse and RW Igor Pohanka from the New Jersey Devils in exchange for D Oleg Tverdovsky , LW Jeff Friesen and RW Maxim Balmochnykh .
Oct. 23, 2002	Traded D Jason York to the Nashville Predators in exchange for future considerations.
Jan. 30, 2003	Acquired D Sandis Ozolinsh and LW/D Lance Ward from the Florida Panthers in exchange for C Matt Cullen , D Pavel Trnka and a fourth round selection in the 2003 NHL Entry Draft.
Mar. 11, 2003	Acquired RW Steve Thomas from the Chicago Blackhawks in exchange for a fifth round selection in the 2003 NHL Entry Draft.
Mar. 11, 2003	Acquired C Rob Niedermayer from the Calgary Flames in exchange for G J.F. Damphousse and D Mike Commodore .
June 21, 2003	Acquired the 28th overall selection in the 2003 NHL Entry Draft from the Dallas Stars in exchange for the 36th and 54th overall selections in the 2003 Draft.
June 22, 2003	Acquired a fourth round 2003 draft pick from the Nashville Predators in exchange for fourth and fifth round selections in the 2003 draft.
Aug. 12, 2003	Traded LW Travis Brigley to the Colorado Avalanche in exchange for future considerations.
Jan. 17, 2004	Traded D Todd Reirden to the Phoenix Coyotes for future considerations.
Feb. 4, 2004	Acquired LW Petr Skastlivy from the Ottawa Senators in exchange for D Todd Simpson .
Feb. 21, 2004	Acquired D Martin Skoula from the Colorado Avalanche in exchange for D Kurt Sauer .
June 18, 2004	Acquired D Tomas Malec and a third round pick in the 2004 Entry Draft from the Carolina Hurricanes in exchange for G Martin Gerber .
June 26, 2004	Acquired D Kurtis Foster from the Atlanta Thrashers in exchange for D Niclas Havelid .
Aug. 16, 2004	Acquired a second round pick in the 2005 draft from the Tampa Bay Lightning in exchange for LW Vaclav Prospal .
July 29, 2005	Acquired LW Todd Fedoruk from the Philadelphia Flyers in exchange for a second round draft pick in the 2005 draft.
July 30, 2005	Acquired LW Travis Moen from the Chicago Blackhawks in exchange for RW Michael Holmqvist .
July 30, 2005	Drafted six players, including RW Bobby Ryan with the #2 overall selection at the 2005 NHL Entry Draft.
Aug. 23, 2005	Acquired a conditional 2007 draft pick from the Phoenix Coyotes in exchange for LW Mike Leclerc .
Aug. 23, 2005	Acquired LW Trevor Gillies and a conditional pick in the 2007 draft from the New York Rangers in exchange for C Steve Rucchin .
Aug. 25, 2005	Acquired LW Kip Brennan from the Atlanta Thrashers in exchange for D Mark Popovic .
Oct. 3, 2005	Acquired D Bruno St. Jacques from Carolina in exchange for RW Craig Adams .
Nov. 15, 2005	Acquired C Tyler Wright and D Francois Beauchemin from Columbus in exchange for C Sergei Fedorov and a fifth-round draft choice in the 2006 NHL Entry Draft.
Jan. 8, 2006	Acquired D Maxim Kondratiev from New York Rangers in exchange for RW Petr Sykora and a conditional draft pick in the 2007 NHL Entry Draft.
Mar. 1, 2006	Acquired G Jani Hurne from Atlanta in exchange for C Joel Stepp .
Mar. 9, 2006	Acquired a third-round pick in the 2006 NHL Entry Draft from the New York Rangers in exchange for D Sandis Ozolinsh .
Mar. 9, 2006	Acquired D Brett Skinner and a second-round pick from Vancouver in exchange for D Keith Carney and D Juha Alen .
Mar. 9, 2006	Acquired LW Jeff Friesen from Washington in exchange for a second-round pick in the 2006 NHL Entry Draft.
Mar. 9, 2006	Acquired D Sean O'Donnell from Phoenix in exchange for C Joel Perrault .
July 3, 2006	Acquired D Chris Pronger from Edmonton in exchange for RW Joffrey Lupul , D Ladislav Smid , Anaheim's first-round pick in the 2007 NHL Entry Draft, Anaheim's second-round choice in the 2008 NHL Entry Draft and a conditional draft pick.
Aug. 17, 2006	Acquired a 2007 second-round draft pick, the rights to center Karl Stewart and a conditional draft pick from the Atlanta Thrashers in exchange for D Vitaly Vishnevski .
Nov. 13, 2006	Acquired a third-round draft choice in either the 2007 or 2008 NHL Entry Draft and the option of exchanging its fourth-round selection for the Boston Bruins fourth-round selection in the 2008 NHL Entry Draft from the Boston Bruins in exchange for LW Stanislav Chistov .
Nov. 13, 2006	Acquired a fourth-round draft choice in the 2007 NHL Entry Draft and the conditional right to exchange fifth-round selections with Philadelphia in the 2007 NHL Entry Draft from Philadelphia in exchange for LW Todd Fedoruk .

MAJOR TRANSACTIONS IN DUCKS HISTORY

- Nov. 13, 2006 Acquired RW **George Parros** and the option to exchange third-round selections with Colorado in the 2007 Entry Draft from the Colorado Avalanche in exchange for a second-round draft pick in the 2007 NHL Entry Draft (previously acquired from Atlanta for Vitaly Vishnevski).
- Dec. 28, 2006 Acquired G **Sebastien Caron**, RW **Matt Keith** and LW **Chris Durno** from Chicago in exchange for D **Bruno St. Jacques** and RW **Pierre Parenteau**.
- Jan. 2, 2007 Acquired D **Ric Jackman** from Florida in exchange for a conditional draft pick.
- Jan. 24, 2007 Acquired D **Joe Rullier** from Vancouver in exchange for RW **Colby Genoway**.
- Jan. 26, 2007 Acquired C **Mark Hartigan**, RW **Joe Motzko** and a 2007 fourth round draft pick from Columbus in exchange for LW **Curtis Glencross**, C **Zenon Konopka** and a seventh round draft pick in either 2007 or 2008.
- Jan. 26, 2007 Acquired C **Shane Endicott** from Nashville in exchange for LW **Chris Durno**.
- Feb. 23, 2007 Acquired future considerations from Dallas in exchange for C **Shane Endicott**.
- Feb. 24, 2007 Acquired G **Gerald Coleman** and a 2007 first-round draft pick from Tampa Bay in exchange for D **Shane O'Brien** and a 2007 third-round draft pick.
- Feb. 27, 2007 Acquired LW **Brad May** from Colorado in exchange for G **Michael Wall**.
- Feb. 27, 2007 Acquired D **Doug O'Brien** from Tampa Bay in exchange for D **Joe Rullier**.
- June 23, 2007 Acquired C **Stephen Dixon** from Pittsburgh in exchange for C **Tim Brent**.
- June 23, 2007 Acquired LW **Jason King** and a conditional third-round draft choice in the 2009 NHL Entry Draft from Vancouver in exchange for RW **Ryan Shannon**.
- June 25, 2007 Acquired C **Brandon Segal** from Nashville in exchange for future considerations.
- Sept. 24, 2007 Acquired C **Mark Mowers** from Boston in exchange for D **Brett Skinner** and D **Nathan Saunders**.
- Nov. 15, 2007 Acquired C **Geoff Platt** from Columbus in exchange for D **Aaron Rome** and LW **Clay Wilson**.
- Nov. 19, 2007 Acquired C **Brian Sutherby** from Washington in exchange for Anaheim's second-round selection in the 2009 NHL Entry Draft.
- Dec. 14, 2007 Acquired C **Doug Weight**, LW **Michal Birner** and a seventh-round selection in the 2008 NHL Entry Draft from St. Louis in exchange for C **Andy McDonald**.
- Jan. 2, 2008 Acquired RW **Brandon Bochenski** from Boston in exchange for D **Shane Hnidy** and a sixth-round selection in the 2008 NHL Entry Draft. The two clubs also relinquished their option to exchange fourth-round picks in the 2008 NHL Entry Draft (as part of the **Stanislav Chistov** deal, Nov. 12, 2006).
- Jan. 9, 2008 Acquired RW **Darryl Bootland** from the New York Islanders in exchange for RW **Matt Keith**.
- Feb. 26, 2008 Acquired D **Marc-Andre Bergeron** from the New York Islanders in exchange for a third-round selection in the 2008 NHL Draft. Acquired G **Jean-Sebastien Aubin** from Los Angeles in exchange for a seventh-round selection in the 2008 NHL Entry Draft. Acquired D **Jay Leach** from Tampa Bay in exchange for RW **Brandon Segal** and a seventh-round selection in the 2008 NHL Entry Draft. Traded RW **Brandon Bochenski** to Nashville for future considerations.
- June 10, 2008 Acquired a third-round selection in the 2008 NHL Entry Draft from Minnesota in exchange for defenseman **Marc-Andre Bergeron**.
- June 20, 2008 Acquired the 17th and 28th overall selections in the 2008 NHL Entry Draft from Los Angeles in exchange for the 12th overall selection in the 2008 Draft. Later acquired the 35th and 39th overall selections in the 2008 Draft from Phoenix in exchange for the 28th overall selection in the 2008 Draft.
- June 21, 2008 Acquired a seventh-round selection in the 2008 NHL Entry Draft from Philadelphia in exchange for Anaheim's seventh-round pick in the 2009 NHL Entry Draft.
- July 15, 2008 Acquired LW **Joakim Lindstrom** from Columbus in exchange for a conditional pick in the 2010 NHL Entry Draft.
- Sept. 26, 2008 Acquired D **Ken Klee** and LWs **Brad Larsen** and **Chad Painchaud** from Atlanta in exchange for defenseman **Mathieu Schneider**.
- Sept. 30, 2008 Acquired a conditional draft pick from Los Angeles in exchange for D **Sean O'Donnell**.
- Dec. 3, 2008 Acquired D **Logan Stephenson** from Phoenix in exchange for LW **Joakim Lindstrom**.
- Dec. 14, 2008 Acquired C **David McIntyre** and a conditional sixth-round selection in the 2010 NHL Entry Draft from Dallas in exchange for C **Brian Sutherby**.
- Jan. 7, 2009 Acquired a conditional sixth-round selection in the 2010 NHL Entry Draft from Toronto in exchange for LW **Bray May**.
- Feb. 3, 2009 Acquired D **Sheldon Brookbank** from New Jersey in exchange for C **David McIntyre**.
- Feb. 4, 2009 Acquired RW **Mike Brown** from Vancouver in exchange for D **Nathan McLver**.
- Feb. 26, 2009 Acquired D **Ryan Whitney** from Pittsburgh in exchange for LWs **Chris Kunitz** and **Eric Tangradi**.
- Mar. 4, 2009 Acquired C **Petteri Nokelainen** from Boston in exchange for D **Steve Montador**. Acquired C **Nick Bonino**, G **Timo Pielmeier** and a conditional fourth-round selection in the 2009 NHL Entry Draft from San Jose in exchange for LW **Travis Moen** and D **Kent Huskins**. Acquired D **James Wisniewski** and C **Petri Kontola** from Chicago in exchange for C **Samuel Pahlsson**, D **Logan Stephenson** and a conditional fourth-round selection in the 2009 NHL Entry Draft. Acquired C **Erik Christensen** from Atlanta in exchange for C **Eric O'Dell**.
- June 26, 2009 Acquired RW **Joffrey Lupul**, D **Luca Sbisa**, a first-round selection in the 2009 NHL Entry Draft, a first-round selection in the 2010 NHL Entry Draft, and a conditional third-round selection in the 2010 NHL Entry Draft from Philadelphia in exchange for D **Chris Pronger**.
- Aug. 10, 2009 Acquired G **Justin Pogge** from Toronto in exchange for a conditional selection in the 2011 NHL Entry Draft.
- Aug. 13, 2009 Acquired RW **Evgeny Artyukhin** from Tampa Bay in exchange for LW **Drew Miller** and a third-round selection in the 2010 NHL Entry Draft.
- Sept. 4, 2009 Acquired LW **Shawn Weller** from Ottawa in exchange for RW **Jason Bailey**.

CAPTAINS AND COACHES

SEASON	CAPTAIN	ALTERNATE CAPTAINS
1993-94	Troy Loney Randy Ladouceur	Randy Ladouceur, Stu Grimson, Todd Ewen Bob Corkum, Todd Ewen
1995-96	Randy Ladouceur	Paul Kariya, Bobby Dollas, Todd Ewen
1996-97	Paul Kariya	Bobby Dollas, Teemu Selanne
1997-98	Paul Kariya Teemu Selanne	Teemu Selanne, David Karpa J.J. Daigneault, Mark Janssens
1998-99	Paul Kariya	Teemu Selanne, Kevin Haller
1999-00	Paul Kariya	Teemu Selanne, Kevin Haller
2000-01	Paul Kariya	Teemu Selanne, Dan Bylsma, Steve Rucchin
2001-02	Paul Kariya	Oleg Tverdovsky, Steve Rucchin, Dan Bylsma
2002-03	Paul Kariya	Keith Carney, Steve Rucchin
2003-04	Steve Rucchin	Keith Carney, Sergei Fedorov
2005-06	Scott Niedermayer	Rob Niedermayer, Teemu Selanne, Keith Carney, Sergei Fedorov
2006-07	Scott Niedermayer	Rob Niedermayer, Chris Pronger
2007-08	Chris Pronger	Rob Niedermayer, Chris Kunitz
2008-09	Scott Niedermayer	Chris Pronger, Ryan Getzlaf

SEASON	HEAD COACH	ASSISTANT COACHES
1993-94	Ron Wilson	Al Sims, Tim Army, Brian Hayward
1994-95	Ron Wilson	Al Sims, Tim Army, Brian Hayward
1995-96	Ron Wilson	Al Sims, Tim Army
1996-97	Ron Wilson	Walt Kyle, Tim Army
1997-98	Pierre Page	Walt Kyle, Don Hay
1998-99	Craig Hartsburg	George Burnett, Newell Brown
1999-00	Craig Hartsburg	George Burnett, Newell Brown
2000-01	Craig Hartsburg Guy Charron	Guy Charron, Terry Simpson Terry Simpson, Kelly Miller
2001-02	Bryan Murray	Guy Charron, Tom Watt
2002-03	Mike Babcock	Lorne Henning, Paul MacLean
2003-04	Mike Babcock	Lorne Henning, Paul MacLean, Greg Carvel
2005-06	Randy Carlyle	Dave Farrish, Newell Brown
2006-07	Randy Carlyle	Dave Farrish, Newell Brown
2007-08	Randy Carlyle	Dave Farrish, Newell Brown
2008-09	Randy Carlyle	Dave Farrish, Newell Brown



Ron Wilson



Teemu Selanne

YEAR-BY-YEAR LEADERS

GAMES PLAYED

08-09	S. NIEDERMAYER, C. PRONGER	82
07-08	F. BEAUCHEMIN, C. KUNITZ, S. O'DONNELL	82
06-07	T. SELANNE, A. MCDONALD, R. GETZLAF, D. PENNER, C. PERRY, S. PAHLSSON, T. MOEN, R. NIEDERMAYER	82
	A. MCDONALD, S. NIEDERMAYER, S. PAHLSSON, V. VISHNEVSKI	82
02-03	S. PAHLSSON, V. PROSPAL, S. RUCCHIN, R. SALEI N. HAVELID, P. KARIYA, S. RUCCHIN, P. SYKORA	82
01-02	P. KARIYA, M. LECLERC, R. SALEI D. BYLSMA, M. CULLEN, O. TVERDOVSKY	82
99-00	OLEG TVERDOVSKY	82
98-99	KEVIN HALLER, PAUL KARIYA	82
97-98	DAVID KARPA	78
96-97	JARI KURRI	82
95-96	BOBBY DOLLAS, PAUL KARIYA	82
94-95	PAUL KARIYA	47
93-94	JOE SACCO	84

POINTS

08-09	RYAN GETZLAF	25-66-91
07-08	RYAN GETZLAF	24-58-82
06-07	TEEMU SELANNE	48-46-94
05-06	TEEMU SELANNE	40-50-90
03-04	SERGEI FEDOROV	31-34-65
02-03	PAUL KARIYA	25-56-81
01-02	PAUL KARIYA	32-25-57
00-01	PAUL KARIYA	33-34-67
99-00	PAUL KARIYA	42-44-86
98-99	TEEMU SELANNE	47-60-107
97-98	TEEMU SELANNE	52-34-86
96-97	TEEMU SELANNE	51-58-109
95-96	PAUL KARIYA	50-58-108
94-95	PAUL KARIYA	18-21-39
93-94	TERRY YAKE	21-31-52

GOALS

08-09	COREY PERRY	32
07-08	COREY PERRY	29
06-07	TEEMU SELANNE	48
05-06	TEEMU SELANNE	40
03-04	SERGEI FEDOROV	31
02-03	PETR SYKORA	34
01-02	PAUL KARIYA	32
00-01	PAUL KARIYA	33
99-00	PAUL KARIYA	42
98-99	TEEMU SELANNE	47
97-98	TEEMU SELANNE	52
96-97	TEEMU SELANNE	51
95-96	PAUL KARIYA	50
94-95	PAUL KARIYA	18
93-94	BOB CORKUM	23

ASSISTS

08-09	RYAN GETZLAF	66
07-08	RYAN GETZLAF	58
06-07	SCOTT NIEDERMAYER	54
05-06	ANDY MCDONALD	51
03-04	VACLAV PROSPAL	35
02-03	PAUL KARIYA	56
01-02	MATT CULLEN	30
00-01	OLEG TVERDOVSKY	39
99-00	TEEMU SELANNE	52
98-99	PAUL KARIYA	62
97-98	STEVE RUCCHIN	36
96-97	TEEMU SELANNE	58
95-96	PAUL KARIYA	58
94-95	PAUL KARIYA, SHAUN VAN ALLEN	21
93-94	TERRY YAKE	31

DEFENSIVE SCORING

08-09	SCOTT NIEDERMAYER	14-45-59
07-08	CHRIS PRONGER	12-31-43
06-07	SCOTT NIEDERMAYER	15-54-69*
05-06	SCOTT NIEDERMAYER	13-50-63
03-04	NICLAS HAVELID	6-20-26
02-03	NICLAS HAVELID	11-22-33
01-02	OLEG TVERDOVSKY	6-26-32
00-01	OLEG TVERDOVSKY	14-39-53
99-00	OLEG TVERDOVSKY	15-36-51
98-99	FREDRIK OLAUSSON	16-40-56
97-98	DMITRI MIRONOV	6-30-36
96-97	DMITRI MIRONOV	12-34-46
95-96	BOBBY DOLLAS	8-22-30
94-95	BOBBY DOLLAS	7-13-20
93-94	BILL HOULDER	14-25-39

PLUS/MINUS (+/-)

08-09	BOBBY RYAN	+13
07-08	RYAN GETZLAF	+32
06-07	CHRIS PRONGER	+27
05-06	TEEMU SELANNE	+28
03-04	MARTIN SKOULA	+3
02-03	SAMUEL PAHLSSON, STEVE THOMAS	+10
01-02	KEITH CARNEY	+14
00-01	TONY HRKAC	0
99-00	PAUL KARIYA	+22
98-99	TEEMU SELANNE	+18
97-98	PAUL KARIYA, TEEMU SELANNE	+12
96-97	PAUL KARIYA	+36
95-96	SHAUN VAN ALLEN	+13
94-95	STEVE RUCCHIN	+7
93-94	BOBBY DOLLAS	+20

PENALTY MINUTES

08-09	GEORGE PARROS	135
07-08	GEORGE PARROS	183
06-07	GEORGE PARROS	102
05-06	TODD FEDORUK	174
03-04	GARRETT BURNETT	184
02-03	KEVIN SAWYER	115
01-02	KEVIN SAWYER	221
00-01	JIM CUMMINS	167
99-00	STU GRIMSON	116
98-99	STU GRIMSON	158
97-98	DAVID KARPA	217
96-97	WARREN RYCHEL	218
95-96	TODD EWEN	285
94-95	STU GRIMSON	110
93-94	TODD EWEN	272

SHOTS

08-09	COREY PERRY	283
07-08	COREY PERRY	200
06-07	TEEMU SELANNE	257
05-06	JOFFREY LUPUL	296
03-04	PETR SYKORA	277
02-03	PETR SYKORA	299
01-02	PAUL KARIYA	289
00-01	PAUL KARIYA	230
99-00	PAUL KARIYA	324
98-99	PAUL KARIYA	429*
97-98	TEEMU SELANNE	288
96-97	PAUL KARIYA	340*
95-96	PAUL KARIYA	349
94-95	PAUL KARIYA	134
93-94	JOE SACCO	206

SHOOTING PERCENTAGE

08-09	BOBBY RYAN	17.8%
07-08	COREY PERRY	14.5%
06-07	TEEMU SELANNE	18.7%

YEAR-BY-YEAR LEADERS

05-06	TEEMU SELANNE.....	15.0%
03-04	STEVE RUCCHIN.....	13.5%
02-03	KEVIN SAWYER.....	18.2%
01-02	GERMAN TITOV.....	20.6%
00-01	STEVE RUCCHIN.....	15.8%
99-00	STEVE RUCCHIN.....	14.5%
98-99	STU GRIMSON.....	30.0%
97-98	TEEMU SELANNE.....	19.4%
96-97	TEEMU SELANNE.....	18.7%
95-96	VALERI KARPOV.....	21.4%
94-95	PETER DOURIS.....	14.5%
93-94	STEPHAN LEBEAU.....	16.2%

POWER PLAY GOALS

08-09	TEEMU SELANNE.....	16
07-08	COREY PERRY.....	11
06-07	TEEMU SELANNE.....	25*
05-06	TEEMU SELANNE.....	18
03-04	STEVE RUCCHIN, SERGEI FEDOROV.....	9
02-03	PETR SYKORA.....	15
01-02	PAUL KARIYA.....	11
00-01	PAUL KARIYA.....	18
99-00	PAUL KARIYA.....	11
98-99	TEEMU SELANNE.....	25*
97-98	TEEMU SELANNE.....	10
96-97	PAUL KARIYA.....	15
95-96	PAUL KARIYA.....	20
94-95	PAUL KARIYA.....	7
93-94	TROY LONEY, TIM SWEENEY.....	6

SHORTHANDED GOALS

08-09	TODD MARCHANT.....	2
07-08	SAMUEL PAHLSSON.....	3
06-07	TODD MARCHANT.....	3
05-06	SAMUEL PAHLSSON.....	3
03-04	SERGEI FEDOROV.....	2
02-03	EIGHT PLAYERS.....	1
01-02	FOUR PLAYERS.....	1
00-01	PAUL KARIYA.....	3
99-00	PAUL KARIYA.....	3
98-99	PAUL KARIYA.....	2
97-98	JOE SACCO, SCOTT YOUNG.....	2
96-97	PAUL KARIYA.....	3
95-96	PAUL KARIYA.....	3
94-95	B. DOLLAS, P. KARIYA, O. TVERDOVSKY, S. VAN ALLEN.....	1
93-94	BOB CORKUM.....	3

GAME-WINNING GOALS

08-09	COREY PERRY.....	8
07-08	CHRIS KUNITZ.....	6
05-06	ANDY MCDONALD.....	7
03-04	SERGEI FEDOROV.....	6
02-03	NICLAS HAVELID, PETR SYKORA.....	5
01-02	PAUL KARIYA.....	8
00-01	TEEMU SELANNE.....	5
99-00	TEEMU SELANNE.....	6
98-99	TEEMU SELANNE.....	7
97-98	TEEMU SELANNE.....	10
96-97	PAUL KARIYA.....	10*
95-96	PAUL KARIYA.....	9
94-95	PETER DOURIS.....	4
93-94	GARRY VALK.....	5

OVERTIME GOALS

08-09	S. NIEDERMAYER.....	2
07-08	F. BEAUCHEMIN, S. PAHLSSON C. PRONGER, M. SCHNEIDER.....	2
06-07	TEEMU SELANNE.....	2
05-06	S. NIEDERMAYER, J. HEDSTROM.....	1
03-04	FOUR PLAYERS.....	1

02-03	N. HAVELID, S. THOMAS.....	2
01-02	M. LECLERC, K. CARNEY, G. TITOV.....	1
00-01	M. CROWLEY, N. HAVELID, P. TENKRAT, O. TVERDOVSKY.....	1
99-00	OLEG TVERDOVSKY.....	2
98-99	STEVE RUCCHIN.....	1
97-98	J. SACCO, T. SELANNE, S. YOUNG.....	1
96-97	STEVE RUCCHIN.....	2
95-96	PAUL KARIYA.....	3
94-95	PETER DOURIS, STEPHAN LEBEAU.....	1
93-94	GARRY VALK, JARROD SKALDE.....	1

HAT TRICKS

08-09	TEEMU SELANNE, BOBBY RYAN.....	1
07-08	TEEMU SELANNE.....	1
06-07	CHRIS KUNITZ, TEEMU SELANNE.....	1
05-06	JONATHAN HEDSTROM.....	1
03-04	VACLAV PROSPAL.....	1
02-03	PAUL KARIYA.....	1
01-02	PAUL KARIYA.....	2
00-01	PAUL KARIYA.....	2
99-00	TEEMU SELANNE.....	1
98-99	TEEMU SELANNE.....	1
97-98	TEEMU SELANNE.....	3
96-97	PAUL KARIYA.....	2
95-96	TEEMU SELANNE.....	2
94-95	NONE RECORDED	
93-94	TERRY YAKE.....	1

SAVE PERCENTAGE

08-09	JONAS HILLER.....	.919%
07-08	JEAN-SEBASTIEN GIGUERE.....	.922%
06-07	JEAN-SEBASTIEN GIGUERE.....	.918%
05-06	JEAN-SEBASTIEN GIGUERE.....	.911%
03-04	MARTIN GERBER.....	.918%
02-03	MARTIN GERBER.....	.929%
01-02	JEAN-SEBASTIEN GIGUERE.....	.920%
00-01	JEAN-SEBASTIEN GIGUERE.....	.911%
99-00	GUY HEBERT.....	.908%
98-99	DOMINIC ROUSSEL.....	.923%
97-98	GUY HEBERT.....	.903%
96-97	GUY HEBERT.....	.919%
95-96	GUY HEBERT.....	.914%
94-95	GUY HEBERT.....	.904%
93-94	RON TUGNUTT.....	.908%

GOALS-AGAINST-AVERAGE

08-09	JONAS HILLER.....	2.39
07-08	JEAN-SEBASTIEN GIGUERE.....	2.12
06-07	JEAN-SEBASTIEN GIGUERE.....	2.26
05-06	ILYA BRYZGALOV.....	2.51
03-04	MARTIN GERBER.....	2.26
02-03	MARTIN GERBER.....	1.95
01-02	JEAN-SEBASTIEN GIGUERE.....	2.13
00-01	JEAN-SEBASTIEN GIGUERE.....	2.57
99-00	GUY HEBERT.....	2.51
98-99	GUY HEBERT.....	2.42
97-98	GUY HEBERT.....	2.93
96-97	GUY HEBERT.....	2.67
95-96	GUY HEBERT.....	2.83
94-95	GUY HEBERT.....	3.13
93-94	GUY HEBERT.....	2.83

WINS

08-09	JONAS HILLER.....	23
07-08	JEAN-SEBASTIEN GIGUERE.....	35
06-07	JEAN-SEBASTIEN GIGUERE.....	36
05-06	JEAN-SEBASTIEN GIGUERE.....	30
03-04	JEAN-SEBASTIEN GIGUERE.....	17
02-03	JEAN-SEBASTIEN GIGUERE.....	34
01-02	JEAN-SEBASTIEN GIGUERE.....	20

YEAR-BY-YEAR LEADERS

00-01	GUY HEBERT	12
99-00	GUY HEBERT	28
98-99	GUY HEBERT	29
97-98	GUY HEBERT, MIKHAIL SHTALENKOV	13
96-97	GUY HEBERT	29
95-96	GUY HEBERT	28
94-95	GUY HEBERT	12
93-94	GUY HEBERT	20

SHUTOUTS

08-09	JONAS HILLER	4
07-08	JEAN-SEBASTIEN GIGUERE	4
06-07	JEAN-SEBASTIEN GIGUERE	4
05-06	JEAN-SEBASTIEN GIGUERE	2
03-04	JEAN-SEBASTIEN GIGUERE	3
02-03	JEAN-SEBASTIEN GIGUERE	8
01-02	JEAN-SEBASTIEN GIGUERE	4
00-01	JEAN-SEBASTIEN GIGUERE	4
99-00	GUY HEBERT	4
98-99	GUY HEBERT	6
97-98	GUY HEBERT	3
96-97	GUY HEBERT	4
95-96	GUY HEBERT	4
94-95	GUY HEBERT	2
93-94	GUY HEBERT	2

DUCKS YEAR-BY-YEAR REAL TIME SCORING LEADERS

(OFFICIALLY KEPT SINCE THE START OF THE 1998-99 SEASON)

TIME ON ICE (MINUTES PER GAME)

08-09	CHRIS PRONGER	26:56
07-08	CHRIS PRONGER	26:00
06-07	SCOTT NIEDERMAYER	27:30
05-06	SCOTT NIEDERMAYER	25:30
03-04	RUSLAN SALEI	23:41
02-03	KEITH CARNEY	22:33
01-02	OLEG TVERDOVSKY	22:50
00-01	OLEG TVERDOVSKY	24:24
99-00	PAUL KARIYA	24:21
98-99	PAUL KARIYA	25:30

SHIFTS PER GAME

08-09	CHRIS PRONGER	28.9
07-08	CHRIS PRONGER	28.2
06-07	CHRIS PRONGER	27.8
05-06	SCOTT NIEDERMAYER	26.0
03-04	STEVE RUCCHIN	28.5
02-03	STEVE RUCCHIN	28.4
01-02	KEITH CARNEY	26.1
00-01	OLEG TVERDOVSKY	28.4
99-00	PAUL KARIYA	26.4
98-99	KEVIN HALLER	27.2

ALL-TIME 10 FASTEST GOALS SCORED BY ANAHEIM

(FROM THE START OF A GAME)

TIME	DATE	OPPONENT	GOAL
1. :08	3/9/97	@ COL	KARIYA (RUCCHIN)
2. :16	1/15/97	@ CGY	RUCCHIN (SELANNE, DOLLAS)
3. :16	1/4/08	VS. CHI	PERRY (O'DONNELL, GETZLAF)
4. :19	11/3/02	VS. SJ	CHISTOV (HAVEID, LECLERC)
5. :20	1/22/00	@ SJ	SELANNE (TRNKA)
6. :21	3/9/08	VS. MTL	MARCHANT (WEIGHT, BERTUZZI)
7. :22	4/9/95	VS. LA	HOLAN (CORKUM, SACCO)
:22	3/24/03	VS. CBJ	LECLERC (KARIYA, RUCCHIN)
9. :29	1/21/06	VS. FLA	KUNITZ (SALEI, SELANNE)
10. :31	3/31/06	VS. DAL	KUNITZ (SELANNE, BEAUCHEMIN)

FACEOFF WIN PERCENTAGE

08-09	RYAN GETZLAF, TODD MARCHANT	50.2%
07-08	SAMUEL PAHLSSON	55.0%
06-07	ANDY MCDONALD	55.4%
05-06	ANDY MCDONALD	56.2%
03-04	JASON KROG	58.5%
02-03	JASON KROG	60.4%
01-02	MARC CHOUINARD	54.9%
00-01	MARC CHOUINARD	60.9%
99-00	STEVE RUCCHIN	53.4%
98-99	TRAVIS GREEN	52.8%

TOTAL FACEOFFS TAKEN

08-09	RYAN GETZLAF	1,128
07-08	RYAN GETZLAF	1,152
06-07	SAMUEL PAHLSSON	1,523
05-06	SAMUEL PAHLSSON	1,517
03-04	SERGEI FEDOROV	1,558
02-03	STEVE RUCCHIN	1,613
01-02	MATT CULLEN	1,283
00-01	MATT CULLEN	1,478
99-00	STEVE RUCCHIN	1,996
98-99	STEVE RUCCHIN	1,845

TOTAL FACEOFF WINS

08-09	RYAN GETZLAF	566
07-08	SAMUEL PAHLSSON	586
06-07	SAMUEL PAHLSSON	802
05-06	SAMUEL PAHLSSON	801
03-04	SERGEI FEDOROV	882
02-03	STEVE RUCCHIN	874
01-02	MATT CULLEN	660
00-01	MATT CULLEN	710
99-00	STEVE RUCCHIN	1,066
98-99	STEVE RUCCHIN	965

TOTAL FACEOFF LOSSES

08-09	RYAN GETZLAF	562
07-08	RYAN GETZLAF	607
06-07	SAMUEL PAHLSSON	721
05-06	SAMUEL PAHLSSON	716
03-04	SERGEI FEDOROV	676
02-03	STEVE RUCCHIN	739
01-02	MATT CULLEN	623
00-01	MATT CULLEN	768
99-00	STEVE RUCCHIN	930
98-99	STEVE RUCCHIN	880

ALL-TIME 10 FASTEST GOALS SCORED BY ANAHEIM OPPONENTS

(FROM THE START OF A GAME)

TIME	DATE	OPPONENT	GOAL
:09	1/16/94	VS. VAN	LINDEN (NAMESTNIKOV, BABYCH)
:17	2/25/01	VS. CBJ	KNUTSEN (UNASSISTED)
:18	1/22/97	VS. NJ	ROLSTON (HOLIK, ANDRECHUK)
:21	4/15/06	@ SJ	J. THORNTON (EKMAN, CHEECHOO)
:23	12/31/05	@ STL	MAYERS (WIDEMAN)
:24	1/24/03	VS. NJ	FRIESE (RAFALSKI, STEVENS)
:29	1/14/94	VS. HFD	ZALAPSKI (STORM, CASSELS)
:31	2/18/95	@ SJ	WHITNEY (FALLOON, FRIESE)
:31	10/30/06	@ STL	BACKMAN (CAJANEK, TKACHUK)
:31	3/7/07	VS. PHX	DOAN (SJOOSTROM)

ALL-TIME NUMERICAL ROSTER

(ALL PLAYERS WHO HAVE APPEARED IN AT LEAST ONE GAME ENTERING 2008-09, INCLUDING WHICH SEASON THEY PLAYED IN)

- 1 Ron Tugnutt, 93-94
- Mike O'Neill, 96-97
- Gregg Naumenko, 99-02
- Jonas Hiller, 07-09
- 2 Bobby Dollas, 93-98
- Fredrik Olausson, 98-00, 02-03
- Todd Simpson, 03-04
- Ken Klee, 08-09
- 3 Mark Ferner, 93-94
- Jason York, 95-96
- Patrick Traverse, 00-01
- Keith Carney, 01-06
- Bret Hedican, 08-09
- 4 David Williams, 93-95
- Fredrik Olausson, 95-96
- Jamie Pushor, 97-99
- Antti-Jussi Niemi, 01-02
- Lance Ward, 02-04
- Todd Bertuzzi, 07-08
- 5 Robert Dirk, 94-96
- Ruslan Salei, 96-97
- Drew Bannister, 97-98
- Kevin Haller, 98-00
- Vitaly Vishnevski, 00-06
- Ric Jackman, 06-07
- Steve Montador, 08-09
- 6 Sean Hill, 93-94
- Don McSweeney, 94-96
- Doug Houda, 97-98
- Vitaly Vishnevski, 99-01
- Jason Marshall, 05-06
- Nathan McLver, 08-09
- 7 Alexei Kasatonov, 93-94
- Miles Holan, 95-96
- Pavel Trnka, 97-03
- Bruno St. Jacques, 05-06
- Shane Hnidy, 07-08
- Marc-Andre Bergeron, 07-08
- Brendan Morrison, 08-09
- 8 Tim Sweeney, 93-95
- Chad Kilger, 95-96
- Teemu Selanne, 96-01, 06-09
- Sandis Ozolins, 02-06
- 9 Paul Kariya, 94-03
- Bobby Ryan, 08-09
- 10 Jarrod Skalde, 93-94
- Oleg Tverdokvov, 94-96, 99-02
- Roman Oksita, 96-97
- Sean Pronger, 97-98
- Josef Marha, 97-99
- Jason Krog, 02-04
- Corey Perry, 06-09
- 11 Valeri Karpov, 94-97
- Shawn Antoski, 97-98
- Matt Cullen, 98-99
- Kip Miller, 99-00
- Jeff Friesen, 00-02
- Andy McDonald, 00-01
- Marc Chouinard, 02-03
- Mathieu Schneider, 07-08
- 12 David Sacco, 95-96
- Kevin Todd, 96-98
- Mike Leclerc, 98-04
- Jeff Friesen, 05-06
- Brandon Bochenski, 07-08
- Josh Green, 08-09
- 13 Ted Drury, 96-98
- German Titov, 00-02
- Teemu Selanne, 05-06
- Mark Hartigan, 06-07
- Mike Brown, 08-09
- 14 Joe Sacco, 93-98
- Antti Aalto, 98-01
- Cam Severson, 02-04
- Martin Skoula, 03-04
- Chris Kunitz, 06-09
- 15 Steve Rucchin, 94-95
- David Karpa, 94-95
- Viacheslav Butsayev, 95-96
- Dmitri Mironov, 96-98
- Tony Hrkac, 96-98
- Jim Cummins, 01-02
- Joffrey Lupul, 03-06
- Ryan Getzlaf, 06-09
- 16 Peter Douris, 93-96
- Warren Rychel, 96-98
- Marty McInnis, 98-02
- George Parros, 06-09
- 17 Steven King, 93-94
- David Karpa, 95-96
- Jari Kurri, 96-97
- Tomas Sandstrom, 97-99
- Matt Cullen, 99-03
- Cam Severson, 03-04
- Jonathan Hedstrom, 05-06
- Dustin Penner, 06-07
- Brian Sutherby, 07-09
- Petteri Nokelainen, 08-09
- 18 Garry Yalk, 93-97
- Mark Janssens, 97-98
- Ted Drury, 98-00
- Maxim Balmochnykh, 99-00
- Petr Tenkrat, 00-02
- Peter Kjelberg, 01-03
- Mikael Holmqvist, 03-04
- Drew Miller, 06-09
- 19 Anatoli Semenov, 93-95
- Bob Corkum, 95-96
- Shawn Antoski, 96-97
- Jeff Nielsen, 97-00
- Jim Cummins, 00-01
- Andy McDonald, 01-08
- Ryan Whitney, 08-09
- 20 Bob Corkum, 93-95
- Steve Rucchin, 94-04
- Maxim Kondratiev, 07-08
- Geoff Platt, 07-08
- Ryan Carter, 07-09
- 21 Patrick Carnback, 93-95
- Jim Campbell, 95-96
- Igor Nikulin, 96-97
- Espen Knutsen, 97-98
- Scott Ferguson, 98-99
- Ted Donato, 99-00
- Dan Bylsma, 00-04
- Sean O'Donnell, 05-08
- Sheldon Brookbank, 08-09
- 22 Shaun Van Allen, 93-96
- Ken Baumgartner, 96-97
- Brent Severyn, 97-98
- Johan Davidsson, 98-00
- Jorgen Jonsson, 99-00
- Jonas Ronnqvist, 00-01
- Alexei Smirnov, 02-04
- Todd Marchant, 05-09
- 23 Bill Houlder, 93-94
- Jason Marshall, 94-96, 97-01
- Brian Bellows, 96-97
- Sergei Krivokrasov, 01-02
- Stanislav Chistov, 02-04
- Francois Beauchemin, 05-09
- 24 Troy Loney, 93-94
- Tom Kurvers, 94-95
- Steven King, 95-96
- Ken Baumgartner, 95-96
- Cam Severson, 96-97
- Ruslan Salei, 97-06
- Stanislav Chistov, 06-07
- Brad May, 06-09
- 25 Terry Yake, 93-94
- Todd Krygier, 95-96
- Adrian Plavsic, 96-97
- Mike Crowley, 96-99, 00-01
- Frank Banham, 99-00
- Kevin Sawyer, 01-03
- Zenon Konopka, 05-06
- Chris Pronger, 06-09
- 26 Robin Bawa, 93-94
- Mike Sillinger, 95-96
- Nikolai Tsuygin, 96-97
- Jeremy Stevenson, 99-00
- Andrei Nazarov, 00-01
- Samuel Pahlsson, 00-09
- Erik Christensen, 08-09
- 27 Lonnie Loach, 93-94
- John Lilley, 93-95
- Mike Leclerc, 96-98
- Pascal Trepanier, 98-01
- Denny Lambert, 01-02
- Craig Johnson, 03-04
- Peter Schastlivy, 03-04
- Scott Niedermayer, 05-09
- 28 Dwayne Norris, 94-95
- Roman Oksita, 95-96
- Jason Marshall, 96-97
- Niclas Havelid, 99-04
- Tyler Wright, 05-06
- Mark Mowers, 07-08
- 29 Randy Ladouceur, 93-96
- Darren Van Impe, 96-98
- Frank Banham, 97-98
- Ladislav Kohn, 99-01
- Timo Parssinen, 01-02
- Martin Gerber, 02-04
- Todd Fedoruk, 05-07
- Sebastien Caron, 06-07
- 30 Dominic Roussel, 98-01
- Ilya Bryzgalov, 01-02, 03-08
- 31 Guy Hebert, 93-01
- Steve Shields, 01-02
- Michael Wall, 06-07
- 32 Stu Grimson, 93-95, 98-00
- Alex Hicks, 95-96
- Richard Park, 96-98
- Marc Chouinard, 00-03
- Steve Thomas, 02-03
- Travis Moen, 05-09
- 33 Jim Thomson, 93-95
- David Karpa, 96-98
- Jim McKenzie, 98-00
- Ed Ward, 99-00
- Jason York, 01-02
- Mark Popovich, 03-04
- Joe DiPenta, 05-08
- 34 Anatoli Fedotov, 93-94
- Dan Trebil, 96-99
- Kurt Sauer, 02-04
- Aaron Rome, 06-07
- James Wisniewski, 08-09
- 35 Mikhail Shtalenkov, 93-98
- Tom Askey, 98-99
- Jean-Sebastien Giguere, 00-09
- 36 Todd Ewen, 93-96
- J.J. Daigneault, 96-98
- Tony Tuzzolino, 97-98
- Drew Bannister, 91-02
- 37 Marc Moro, 97-98
- Bob Wren, 00-01
- Aris Brimann, 01-02
- Chris O'Sullivan, 02-03
- Kip Brennan, 05-06
- Shane O'Brien, 06-07
- 38 Mike Crowley, 97-98
- Rob Valicevic, 02-03
- Chris Kunitz, 03-06
- Ryan Shannon, 06-07
- 39 Don McSweeney, 93-94
- Frank Banham, 96-97
- Travis Green, 97-99, 06-07
- Petr Sykora, 02-06
- Doug Weight, 07-08
- 40 Jeremy Stevenson, 95-98
- Antti-Jussi Niemi, 00-01
- Vaclav Prospal, 03-04
- Aaron Gavey, 05-06
- Kent Huskins, 06-09
- 41 Chris Armstrong, 03-04
- David McKee, 06-07
- 42 Denny Lambert, 94-96
- Barry Nieckar, 96-98
- Trevor Gillies, 05-06
- Jason King, 07-08
- 43 Maxim Bets, 93-94
- Bjorn Melin, 06-07
- 44 Myles O'Connor, 93-94
- Oleg Mikulchik, 95-96
- Antti Aalto, 97-98
- Mike Brown, 02-03
- Rob Niedermayer, 02-09
- 45 Scott Young, 93-94
- Matt Cullen, 97-98
- Shawn Thornton, 06-07
- 46 J.F. Jomphe, 95-98
- Kevin Sawyer, 00-01
- Tony Martensson, 03-04
- Joe Motzko, 06-07
- 47 Stephan Lebeau, 94-95
- Tim Brent, 06-07
- 48 John Lilley, 93-94
- Darren Van Impe, 94-96
- Scott Young, 97-98
- Andy McDonald, 00-01
- Casey Hankinson, 03-04
- Mark Mowers, 07-08
- Andrew Ebbett, 07-09
- 50 Bob Wren, 97-98
- Troy Bodie, 08-09
- 51 Craig Reichert, 96-97
- Jonathan Hedstrom, 02-03
- Ryan Getzlaf, 05-06
- 52 Peter LeBoutillier, 96-98
- Ryan Carter, 06-08
- 53 Brett Festerling, 08-09
- 54 Sean Pronger, 95-97
- Bobby Ryan, 07-08
- Garrett Burnett, 03-04
- Brian Salcido, 08-09
- Petteri Wirtanen, 07-08
- 60 Brendan Mikkelsen, 08-09
- 61 Corey Perry, 05-06
- 64 Matt Belesky, 08-09
- 67 Tom Askey, 97-98
- 76 Dustin Penner, 05-06
- 77 Adam Oates, 02-03
- 91 Sergei Fedorov, 03-06
- 93 Anatoli Semenov, 95-96

ALL-TIME INDIVIDUAL TOP SCORING MONTHS

POINTS

Player	Month, Year	GP	Goals	Assists	Points	+/-
Teemu Selanne	February, 1999	13	12	13	25	+5
Teemu Selanne	March, 2006	16	8	16	24	+9
Teemu Selanne	November, 2006	15	10	13	23	+7
Teemu Selanne	January, 1999	14	8	15	23	+7
Paul Kariya	January, 1997	13	9	13	22	+13
Teemu Selanne	January, 1997	13	9	12	21	+12
Ryan Getzlaf	January, 2009	14	4	15	19	+5
Ryan Getzlaf	November, 2008	13	7	12	19	+8
Teemu Selanne	December, 2006	14	12	7	19	+10
Chris Pronger	November, 2006	15	3	16	19	+13
Paul Kariya	January, 2000	13	13	6	19	+1
Paul Kariya	January, 1999	14	6	13	19	+5
Paul Kariya	December, 1996	12	5	14	19	+4

GOALS

Player	Month, Year	GP	Goals	Player	Month, Year	GP	Assists
Paul Kariya	January, 2000	13	13	Scott Niedermayer	January, 2009	14	16
Teemu Selanne	November, 1997	15	13	Chris Pronger	November, 2006	15	16
Teemu Selanne	December, 2006	14	12	Teemu Selanne	March, 2006	16	16
Paul Kariya	March, 2001	13	12	Ryan Getzlaf	January, 2009	14	15
Teemu Selanne	February, 1999	13	12	Paul Kariya	March, 2003	14	15
				Teemu Selanne	January, 1999	14	15
				Paul Kariya	December, 1996	12	14
				Andy McDonald	January, 2006	13	14

YOUNGEST DUCKS TO APPEAR IN A GAME

Player	Born	First Game as a Duck	Age
Oleg Tverdovsky	5/8/76	1/21/95 @ Winnipeg	18 years, 8 months, 13 days
Stanislav Chistov	4/17/83	10/10/03 @ St. Louis	19 years, 5 months, 23 days
Vitaly Vishnevski	3/18/80	1/19/00 vs. Dallas	19 years, 10 months, 1 day
Chad Kilger	11/27/76	10/9/95 @ Winnipeg	19 years, 10 months, 12 days
Jeffrey Lupul	9/23/83	10/8/03 @ Dallas	20 years, 15 days
Maxim Bets	1/31/74	4/8/94 @ Edmonton	20 years, 2 months, 8 days
Paul Kariya	10/16/74	1/20/95 @ Edmonton	20 years, 3 months, 4 days
Matt Belesky	6/7/88	1/9/09 @ Tampa Bay	20 years, 7 months, 2 days

OLDEST DUCKS TO APPEAR IN A GAME

Player	Born	Last Ducks Appearance	Age
Adam Oates	8/27/62	6/9/03 @ New Jersey, Game 7 SCF	40 years, 9 months, 12 days
Steve Thomas	7/15/63	6/9/03 @ New Jersey, Game 7 SCF	39 years, 10 months, 24 days
Teemu Selanne	7/3/70	5/14/09 @ Detroit, Game 7 WCFS	38 years, 10 months, 11 days
Mathieu Schneider	6/12/69	4/20/08 @ Dallas, Game 6 WCDF	38 years, 9 months, 28 days
Bret Hedican	8/10/70	2/26/09 @ Boston	38 years, 6 months, 16 days
Ken Klee	4/24/71	10/14/08 @ Los Angeles	37 years, 5 months, 20 days
Doug Weight	1/21/71	4/20/08 @ Dallas, Game 6 WCDF	37 years, 2 months, 29 days
Fredrik Olausson	10/5/66	5/5/03 vs. Dallas, Game 6 WCSF	37 years, 7 months
Jari Kurri	5/18/60	4/11/97 @ San Jose	36 years, 10 months, 24 days
Sean O'Donnell	10/13/71	4/20/08 @ Dallas, Game 6 WCDF	36 years, 6 months, 7 days
Brad May	11/29/71	4/20/08 @ Dallas, Game 6 WCDF	36 years, 5 months, 23 days
German Titov	10/16/65	4/14/02 @ Los Angeles	36 years, 5 months, 19 days
Keith Carney	2/3/70	3/7/06 vs. San Jose	36 years, 1 month, 4 days

ATTENDANCE

Over the last four seasons, the Ducks have played to Honda Center crowds at 96.3% of capacity, selling out 123 games (average 16,539). The Ducks also had a club record 78-game (63 regular season, 15 playoff) sellout streak from 2006-08, and hosted the two largest crowds in club history in 2008-09...the club welcomed 17,601 fans in Game 4 vs. Detroit (Conference Semifinals) on May 7, 2009 and had a crowd of 17,597 vs. Philadelphia on Jan. 2, 2009...Anaheim sold out all 40 home games at Honda Center in 2007-08...it was just the second time a local NHL team (Southern California market) has sold out a full (non-lockout) regular season...the 1991-92 Los Angeles Kings were the only other such team to do so at the 16,005-seat Forum...the Ducks set franchise attendance records for sellouts (40), average attendance (17,195) and percent capacity (100.12%) in 2007-08...the Ducks broke the team record for consecutive regular season sellouts on Feb. 22, 2008 against the St. Louis Blues, when they surpassed the previous record of 51 straight regular season sellouts set from Dec. 22, 1993-Oct. 20, 1995.

Season	Games	Home Games		Sellouts	Road Games		
		Total Attendance (Avg.)	Percent		Total Attendance (Avg.)	Sellouts	
1993-94 ^A	41	696,560 (16,989)	98.9%	27	41	660,377 (16,107)	25
1994-95 [*]	24	412,176 (17,174)	100.0%	24	24	381,073 (15,878)	13
1995-96	41	703,347 (17,155)	99.9%	38	41	640,545 (15,623)	17
1996-97	41	695,867 (16,972)	98.8%	28	41	685,829 (16,728)	27
1997-98 ⁺	40	682,735 (17,068)	99.4%	25	40	671,251 (16,781)	24
1998-99	41	647,973 (15,804)	92.0%	9	41	666,278 (16,251)	22
1999-00	41	592,874 (14,460)	84.2%	8	41	684,337 (16,691)	24
2000-01	41	553,990 (13,512)	78.7%	3	41	682,857 (16,655)	21
2001-02	41	492,089 (12,002)	69.9%	3	41	698,804 (17,044)	21
2002-03	41	573,524 (13,988)	81.5%	7	41	681,221 (16,615)	18
2003-04	41	614,504 (14,988)	87.3%	11	41	683,214 (16,664)	17
2005-06	41	620,380 (15,131)	88.1%	12	41	708,042 (17,269)	22
2006-07	41	671,916 (16,377)	95.4%	25	41	688,019 (16,781)	20
2007-08 ^S	40	687,813 (17,195)	100.1%	40	40	686,639 (17,166)	22
2008-09	41	696,629 (16,991)	98.9%	20	41	717,563 (17,502)	26
Totals	596	9,342,377 (15,675)	91.3%	280	596	9,936,049 (16,671)	297

^A 1993-94 schedule included two neutral site games (1 home, 1 away--not included in totals)

^{*} 1994-95 season shortened to 48 games due to work stoppage

⁺ 1997-98 schedule included two games in Japan (1 home, 1 away--not included in totals)

^S 2007-08 schedule included two games in London, England (1 home, 1 away--not included in totals)

DUCKS SEASON TOTALS

DUCKS YEAR-BY-YEAR FINISH

SEASON	RECORD	PCTG.	GF	GA	STANDINGS	POWER PLAY	PENALTY KILL	GAA	HOME	ROAD	OT
1993-94	33-46-5, 71 PTS.	.423	229	251	4TH PAC./9TH WEST	54-376 (1.144)	67-388 (.827)	2.97	14-26-2	19-20-3	2-5-5
1994-95	16-27-5, 37 PTS.	.385	125	164	6TH PAC./12TH WEST	23-202 (.114)	47-193 (.756)	3.38	11-9-4	5-18-1	2-0-5
1995-96	35-39-8, 78 PTS.	.476	234	247	4TH PAC./7-8TH WEST	60-426 (1.141)	81-423 (.809)	2.97	22-15-4	13-24-4	6-2-8
1996-97	36-33-13, 85 PTS.	.518	245	233	2ND PAC./4TH WEST	56-333 (1.168)	62-336 (.815)	2.80	23-12-6	13-21-7	3-0-13
1997-98	26-43-13, 65 PTS.	.396	205	261	6TH PAC./12TH WEST	46-392 (1.177)	72-396 (.818)	3.13	12-23-6	14-20-7	3-4-13
1998-99	35-34-13, 83 PTS.	.506	215	206	3RD PAC./6TH WEST	83-378 (2.220)	60-387 (.845)	2.48	21-14-6	14-20-7	1-3-13
1999-00	34-33-12-3, 83 PTS.	.506	217	227	5TH PAC./9TH WEST	55-332 (1.166)	62-296 (.791)	2.73	19-13-7-2	15-20-5-1	3-3-12
2000-01	25-41-11-5, 66 PTS.	.402	188	245	5TH PAC./15TH WEST	66-373 (1.177)	71-390 (.818)	2.94	15-20-4-2	10-21-7-3	4-5-11
2001-02	29-42-8-3, 69 PTS.	.421	175	198	5TH PAC./13TH WEST	43-373 (1.115)	46-330 (.861)	2.39	15-19-5-2	14-23-3-1	3-3-8
2002-03	40-27-9-6, 95 PTS.	.579	203	193	2ND PAC./7TH WEST	56-348 (1.161)	43-373 (.885)	2.35	22-10-7-2	18-17-2-4	5-6-9
2003-04	29-35-10-8, 76 PTS.	.463	184	213	4TH PAC./12TH WEST	56-310 (1.181)	54-353 (.847)	2.60	19-11-7-4	10-24-3-4	4-8-10
2005-06	43-27-12, 98 PTS.	.598	251*	222*	3RD PAC./6TH WEST	87-480 (1.181)	84-510 (.835)	2.67	26-10-5	17-17-7	6-5-7
2006-07	48-20-14, 110 PTS.	.689	254*	198*	1ST PAC./2ND WEST	89-398 (.224)	61-410 (.851)	2.37	26-6-9	22-14-5	9-4-10
2007-08	47-27-8, 102 PTS.	.622	197*	184*	2ND PAC./4TH WEST	60-361 (1.166)	69-408 (.831)	2.24	28-9-4	19-18-4	12-1-7
2008-09	42-33-7, 91 PTS.	.562	238*	235*	2ND PAC./8TH WEST	73-309 (.236)	78-385 (.797)	2.87	20-18-3	22-15-4	12-4-3
TOTALS	518-507-173, 1209 PTS.	.503	3,160	3,277		907-5391 (1.168)	957-5578 (.828)	2.69	293-215-91	225-292-82	75-53-134

*DOES NOT INCLUDE "TEAM" GOALS AWARDED FOR SHOOTOUT WINS

ALL-TIME DUCKS RECORD BY MONTH

SEASON	OCTOBER	NOVEMBER	DECEMBER	JANUARY	FEBRUARY	MARCH	APRIL	MAY
1993-94	2-8-2	6-7-0	6-8-0	6-6-2	4-6-1	6-8-0	3-3-0	-----
1994-95	-----	-----	-----	3-3-0	2-8-1	4-8-3	6-7-1	1-1-0
1995-96	3-8-0	8-5-1	3-9-3	4-5-1	5-8-0	7-3-2	5-1-1	-----
1996-97	1-9-2	6-5-2	6-5-1	7-5-1	6-6-1	7-3-4	3-0-2	-----
1997-98	5-4-4	6-8-1	2-8-2	4-7-2	3-2-0	4-9-2	2-5-2	-----
1998-99	3-3-3	5-7-1	5-3-4	4-9-1	10-3-0	6-4-2	2-5-2	-----
1999-00	6-5-1-1	6-5-1-0	6-6-2-0	4-7-2-0	5-3-4-0	5-5-2-1	2-2-0-1	-----
2000-01	6-4-1-2	2-8-3-1	5-7-1-1	2-10-1-0	3-5-2-1	6-5-2-0	1-2-1-0	-----
2001-02	4-7-1-0	3-9-2-0	6-5-2-3	6-8-1-0	2-3-0-0	6-7-1-0	2-3-1-0	-----
2002-03	3-5-3-0	5-2-3-3	7-7-0-0	7-4-1-1	8-5-1-0	9-3-1-1	1-1-0-1	-----
2003-04	4-5-1-1	4-2-3-4	5-8-0-0	3-7-4-1	7-4-1-2	5-9-1-0	1-0-0-0	-----
2005-06	6-5-1	5-6-3	6-4-2	7-2-4	3-2-1	11-4-1	5-4-0	-----
2006-07	9-0-3	10-2-3	9-5-0	4-5-2	5-5-2	10-3-2	1-0-2	-----
2007-08	4-7-2	8-4-2	7-6-1	8-4-1	10-2-1	8-4-1	2-0-0	-----
2008-09	6-5-1	8-3-2	5-7-1	6-7-1	6-6-0	8-4-1	3-1-1	-----
TOTALS	62-75-29	82-75-35	78-88-23	75-89-26	79-68-18	102-79-27	39-34-15	1-1-0

ALL-TIME RECORDS AT THE ALL-STAR BREAK AND AT THE HALFWAY POINT

SEASON	DATE OF ALL-STAR GAME (HOST TEAM)	RECORD BEFORE	RECORD AFTER	FIRST HALF OF SEASON	SECOND HALF OF SEASON	OVERALL RECORD
1993-94	JAN. 22 (NYR)	18-27-4	15-19-1	16-24-2	17-22-3	33-46-5
1994-95	NONE	-----	-----	7-15-2	9-12-3	16-27-5
1995-96	JAN. 20 (BOS)	16-26-5	19-13-3	15-22-4	20-17-4	35-39-8
1996-97	JAN. 18 (SJ)	17-22-5	19-11-8	15-21-5	21-12-8	36-33-13
1997-98	JAN. 18 (VAN)	15-25-8	11-18-5	13-21-7	13-22-6	26-43-13
1998-99	JAN. 24 (TB)	17-19-9	18-15-4	16-17-8	19-17-5	35-34-13
1999-00	FEB. 6 (TOR)	22-23-8-1	12-10-4-2	18-17-5-1	16-16-7-2	34-33-12-3
2000-01	FEB. 4 (COL)	16-29-6-4	9-12-5-1	13-19-5-4	12-22-6-1	25-41-11-5
2001-02	FEB. 2 (LA)	19-29-6-3	10-13-2-0	13-20-5-3	16-22-3-0	29-42-8-3
2002-03	FEB. 2 (FLA)	22-18-7-4	18-9-2-2	15-16-7-3	25-11-2-3	40-27-9-6
2003-04	FEB. 8 (MIN)	17-23-8-7	12-12-2-1	13-17-6-5	16-18-4-3	29-35-10-8
2005-06	NONE	-----	-----	18-16-7	25-11-5	43-27-12
2006-07	JAN. 24 (DAL)	30-12-8	18-8-6	28-7-6	20-13-8	48-20-14
2007-08	JAN. 27 (ATL)	27-20-6	20-7-2	19-17-5	28-10-3	47-27-8
2008-09	JAN. 25 (MTL)	23-21-5	19-12-2	21-15-5	21-18-2	42-33-7
TOTALS		259-294-104	200-159-52	240-264-95	278-243-78	518-507-173

ALL-TIME DUCKS RECORD BY DAY OF THE WEEK

SEASON	SUNDAY	MONDAY	TUESDAY	WEDNESDAY	THURSDAY	FRIDAY	SATURDAY
1993-94	6-11-1	2-4-0	3-3-1	9-11-1	1-6-1	7-7-1	5-4-0
1994-95	3-6-1	3-1-0	0-5-1	4-4-0	3-2-1	1-7-2	2-2-0
1995-96	11-5-3	1-6-0	2-3-1	10-10-1	0-4-1	9-8-1	2-3-1
1996-97	6-5-4	4-3-1	0-3-1	11-9-3	0-3-1	12-5-2	3-5-1
1997-98	4-8-3	1-5-1	1-3-2	6-15-1	2-2-2	5-6-2	7-4-2
1998-99	7-4-1	4-3-1	1-1-1	9-10-3	2-3-1	8-9-3	4-4-3
1999-00	8-2-0-1	4-5-0-0	5-2-1-0	5-11-4-1	0-2-2-0	9-4-4-0	3-7-1-1
2000-01	8-8-2-0	2-2-0-1	2-2-0-0	5-14-3-1	1-2-1-1	5-8-4-2	2-5-1-0
2001-02	6-8-0-1	2-3-1-0	2-3-0-0	8-10-3-2	1-4-1-0	6-9-2-0	4-5-1-0
2002-03	12-4-3-0	1-1-1-1	3-3-1-2	12-5-1-0	6-3-1-1	4-7-2-2	2-4-0-0
2003-04	6-8-3-1	2-3-2-1	4-2-0-2	10-3-5-1	0-3-0-0	5-9-0-2	2-7-0-1
2005-06	9-3-2	5-2-3	4-5-0	6-10-0	2-3-1	8-2-4	9-2-2
2006-07	9-3-2	5-1-0	5-3-2	8-2-5	5-2-1	9-5-3	7-4-1
2007-08	9-4-2	4-1-0	5-2-1	10-5-2	6-3-0	7-6-2	6-6-1
2008-09	10-7-0	3-2-0	7-4-1	7-9-0	2-5-0	4-6-4	9-0-2
TOTALS	114-86-30	43-42-13	44-44-17	120-128-37	31-47-16	99-98-42	67-62-18

ALL-TIME DUCKS RECORD BY DIVISION/CONFERENCE

SEASON	PACIFIC	CENTRAL	NORTHWEST	WEST	NORTHEAST	ATLANTIC	SOUTHEAST	EAST	OVERALL
1993-94	11-18-1	12-12-2	-----	23-30-3	4-8-2	6-8-0	-----	10-16-2	33-46-5
1994-95	11-10-3	5-17-2	-----	16-27-5	-----	-----	-----	-----	16-27-5
1995-96	15-16-1	7-14-3	-----	22-30-4	8-4-0	5-5-4	-----	13-9-4	35-39-8
1996-97	13-12-7	11-10-3	-----	24-22-10	5-5-2	7-6-1	-----	12-11-3	36-33-13
1997-98	11-17-4	5-15-4	-----	16-32-8	3-8-1	7-3-4	-----	10-11-5	26-43-13
1998-99	12-7-5	7-8-1	6-9-2	25-24-8	2-4-2	4-3-3	4-3-0	10-10-5	35-34-13
1999-00	11-9-3-1	10-5-2-0	5-8-3-0	26-22-8-1	2-6-1-0	2-3-2-1	4-2-1-1	8-11-4-2	34-33-12-3
2000-01	5-10-2-3	4-13-2-1	6-9-5-0	15-32-9-4	1-3-1-1	5-3-0-0	4-3-1-0	10-9-2-1	25-41-11-5
2001-02	8-9-2-1	7-11-2-0	6-9-3-2	21-29-7-3	0-5-1-0	5-2-0-0	3-6-0-0	8-13-1-0	29-42-8-3
2002-03	8-9-3-0	15-3-0-2	8-7-3-2	31-19-6-4	3-3-1-0	1-3-1-2	5-2-1-0	9-8-3-2	40-27-9-6
2003-04	8-10-4-2	6-7-4-3	8-9-1-2	22-26-9-7	1-4-0-1	2-3-1-0	4-2-0-0	7-9-1-1	29-35-10-8
2005-06	18-9-5	13-5-2	7-11-2	38-25-9	2-1-2	-----	3-1-1	5-2-3	43-27-12
2006-07	19-8-5	12-5-3	11-5-4	42-18-12	-----	2-1-2	4-1-0	6-2-2	48-20-14
2007-08	17-10-5	13-5-2	9-1-0	38-25-8	5-0-0	3-2-0	-----	8-2-0	47-27-8
2008-09	12-10-2	10-7-3	13-6-1	35-23-6	5-1-0	1-4-1	1-5-0	7-10-1	42-33-7
TOTALS	179-164-59	137-137-41	79-83-31	394-384-131	41-52-15	50-46-22	32-25-5	123-123-42	518-507-173

*THE NHL EXPANDED TO SIX DIVISIONS FROM FOUR IN 1998-99

ALL-TIME DUCKS RECORD VS. GOALS SCORED & ALLOWED

Season	WHEN SCORING					WHEN ALLOWING						
	0 goals	1 goal	2 goals	3 goals	4 goals	5+ goals	0 goals	1 goal	2 goals	3 goals	4 goals	5+ goals
1993-94	0-9-0	1-6-1	3-19-2	10-9-1	6-3-1	13-0-0	3-0-0	10-2-1	11-3-2	7-13-1	1-15-1	1-13-0
1994-95	0-6-0	0-7-0	1-8-2	5-4-2	3-1-1	7-1-0	2-0-0	5-0-0	3-4-2	4-5-2	2-4-1	0-14-0
1995-96	0-2-0	1-14-0	6-13-6	7-7-1	8-3-1	13-0-0	4-0-0	10-0-0	13-3-6	6-11-1	2-9-1	0-16-0
1996-97	0-1-0	1-11-3	4-9-4	9-10-2	11-1-1	11-1-3	6-0-0	11-0-3	12-2-4	5-8-2	2-12-1	0-11-3
1997-98	0-11-0	0-6-1	4-17-3	6-8-8	9-1-0	7-0-1	4-0-0	6-0-1	8-4-3	6-12-8	2-10-0	0-17-1
1998-99	0-5-0	3-14-0	3-11-8	10-4-2	6-0-3	13-0-0	7-0-0	17-4-0	3-3-7	5-10-3	3-9-3	0-8-0
1999-00	0-5-0-0	2-12-2-0	5-10-3-1	9-5-3-2	10-1-3-0	8-0-1-0	5-0-0-0	13-0-2-0	10-8-3-0	5-5-3-1	0-10-3-2	1-10-1-0
2000-01	0-9-0-0	3-9-2-1	3-19-5-3	5-3-3-0	8-1-1-1	6-0-0-0	6-0-0-0	6-2-2-0	7-1-5-1	4-13-3-3	2-12-1-0	0-13-0-1
2001-02	0-4-0-1	1-19-3-0	8-16-4-2	7-3-1-0	7-0-0-0	6-0-0-0	5-0-0-0	14-2-3-1	8-8-4-0	1-15-1-2	1-10-0-0	0-7-0-0
2002-03	0-6-0-0	2-11-1-2	7-6-7-3	13-3-0-1	11-1-1-0	7-0-0-0	9-0-0-0	11-2-1-0	12-5-7-2	7-3-0-3	0-13-1-1	1-4-0-0
2003-04	0-5-0-0	1-18-4-3	7-11-3-1	7-0-2-4	8-1-1-0	6-0-0-0	5-0-0-0	10-1-4-0	7-10-3-3	6-10-2-1	0-5-1-4	1-9-0-0
2005-06	0-3-1	1-9-1	6-9-5	4-5-4	13-1-0	19-0-1	3-0-0	11-1-1	12-3-1	11-11-5	6-7-4	0-5-1
2006-07	0-6-0	0-4-1	7-5-5	12-4-5	13-1-3	16-0-0	5-0-0	15-2-0	16-4-2	7-5-5	4-6-4	1-3-3
2007-08	0-9-1	0-10-1	15-6-4	11-1-1	12-1-0	9-0-1	3-0-0	23-2-1	13-5-1	8-6-4	0-7-1	0-7-1
2008-09	0-5-0	3-7-0	5-11-2	9-8-2	14-2-2	11-0-1	6-0-0	7-1-0	15-4-0	11-10-2	2-11-3	1-7-2
Totals	0-86-3	19-157-26	84-170-73	124-74-44	139-18-19	152-2-8	73-0-0	169-19-20	150-67-56	93-137-52	27-140-32	6-144-13

GAME MARGINS AND STREAKS

ALL-TIME GAMES WITH LARGEST MARGINS

BIGGEST WINS

Date	Margin of Victory	Opponent	Score	Goaltenders (Ducks/Opp.)
12/20/96	7 goals	vs. Calgary	7-0	Hebert/Kidd
11/9/06	6 goals	@ Vancouver	6-0	Giguere/Luongo, Sabourin
1/29/00	6 goals	@ Pittsburgh	7-1	Hebert/Aubin, Skudra
10/19/99	6 goals	@ Washington	7-1	Hebert/Kolzig, Billington
3/25/09	5 goals	@ Colorado	7-2	Hiller/Budaj, Raycroft
1/9/08	5 goals	vs. Toronto	5-0	Giguere/Toskala
12/8/06	5 goals	@ Washington	6-1	Giguere/Kolzig
11/21/06	5 goals	vs. San Jose	5-0	Giguere/Nabokov
11/30/05	5 goals	vs. Phoenix	5-0	Bryzgalov/LeNeveu
3/24/03	5 goals	vs. Columbus	5-0	Giguere/Denis, Labbe
12/15/02	5 goals	vs. Pittsburgh	5-0	Giguere/Aubin
1/25/02	5 goals	@ Dallas	6-1	Giguere/Belfour, Turco
11/4/01	5 goals	vs. Atlanta	5-0	Giguere/Hnilicka
1/1/99	5 goals	@ Buffalo	7-2	Hebert/Hasek
12/16/98	5 goals	vs. Nashville	6-1	Hebert/Vokoun
1/21/98	5 goals	vs. Florida	8-3	Hebert/Vanbiesbrouck, Weekes
11/5/95	5 goals	vs. New Jersey	6-1	Hebert/Brodeur, Terreri
10/29/95	5 goals	vs. Calgary	7-2	Hebert/Kidd, Tabaracci
5/3/95	5 goals	vs. Toronto	6-1	Shtalenkov/Rhodes
3/15/95	5 goals	@ Calgary	5-0	Hebert/Trefilov, Kidd

Notes

Ducks score 3 shorthanded; P. Kariya - 2-3=5
 Getzlaf scores 2 goals; Giguere shutout
 Ties largest win ever on road; first win @ PIT
 Cullen-Kariya-Selanne line 10 pts.
 4 goals in 2nd period on 8 shots
 Giguere shutout; Perry, Bertuzzi 3 pts. each
 Marchant scores 1-2=3 pts. with a +3
 Selanne scores 2 goals; Giguere shutout
 Penner scores first 2 NHL goals
 Giguere shutout; Niedermayer two goals
 Giguere records third straight shutout
 Cullen two goals; Tverdovsky three assists
 D. Bylsma two goals; Giguere shutout
 T. Selanne scores 3-2=5 pts. with a +4
 T. Selanne & T. Green score 2 goals each
 P. Kariya scores 3-2=5 pts. with a +5
 Ducks score 6-straight after early 1-0 deficit
 Ducks score club-record 5 goals in the 1st
 Ducks' rookies combined for 3-8=11 pts
 P. Kariya & S. Rucchin score 2 goals each

BIGGEST LOSSES

Date	Margin of Defeat	Opponent	Score	Goaltenders (Ducks/Opp.)
3/21/01	8 goals	@ Dallas	8-0	Giguere, Naumenko/Belfour
3/24/00	7 goals	@ Vancouver	8-1	Hebert, Roussel/Potvin
2/1/95	7 goals	@ Dallas	9-2	Shtalenkov, Hebert/Moog
2/26/09	6 goals	@ Boston	6-0	Giguere, Hiller/Thomas
11/21/01	6 goals	@ Florida	6-0	Giguere/Luongo
12/22/99	6 goals	vs. Phoenix	8-2	Hebert, Roussel/Essensa
3/31/99	6 goals	@ New Jersey	7-1	Hebert, Roussel/Brodeur
12/27/95	6 goals	@ Los Angeles	7-1	Shtalenkov, Hebert/Hrudey
3/6/94	6 goals	@ San Jose	6-0	Hebert, Shtalenkov/Irbe

Notes

Brett Hull scores four goals
 Peter Schaefer - 2-2=4 points
 Mike Modano - 2-4=6 points
 Kobasew, Ryder - 2 goals each in 2nd
 Panthers net four in 2nd
 Phoenix scores five goals in 3rd
 Vadim Shrifjanov scores 2 goals
 Kings - 7 players with multiple-pt. games
 Sharks - 3 players with 3 points each



ALL-TIME RECORD STREAKS

WINNING STREAKS

Longest Winning Streaks

7 games (Feb. 20-Mar. 7, 1999)
 6 games (Feb. 17-Mar. 3, 2008)
 6 games (Jan. 7-Jan. 18, 2008)
 6 games (Mar. 17-Mar. 25, 2006)
 6 games (Jan. 23-Feb. 6, 2002)
 6 games (Mar. 8-Mar. 22, 1996)
 5 games (Mar. 18-Mar. 25, 2009)
 5 games (Oct. 21-Oct. 29, 2008)
 5 games (Feb. 5-Feb. 12, 2006)
 5 games (Mar. 2-Mar. 11, 2007)
 5 games (Dec. 6-Dec. 13, 2006)
 5 games (Nov. 24-Dec. 2, 2006)
 5 games (Dec. 6-Dec. 18, 2002)
 5 games (Mar. 4-Mar. 13, 2001)

Longest Home Winning Streaks

10 games (Feb. 17-Mar. 26, 2008)
 7 games (Dec. 19-Jan. 15, 2008)
 7 games (Mar. 7-Apr. 4, 2006)
 6 games (Feb. 25-Mar. 11, 2007)
 6 games (Dec. 1-Dec. 12, 2002)
 5 games (Nov. 24-Dec. 14, 2008)
 5 games (Jan. 30-Feb. 18, 2004)
 5 games (Mar. 4-Apr. 1, 2001)
 5 games (Mar. 8-Apr. 3, 1996)
 5 games (Oct. 22-Nov. 5, 1995)

Longest Road Winning Streaks

7 games (Nov. 28-Dec. 13, 2006)
 6 games (Mar. 19-Apr. 4, 2009)
 5 games (Oct. 21-Nov. 4, 2008)
 5 games (Feb. 5-Feb. 12, 2008)
 5 games (Nov. 26-Dec. 26, 2000)
 4 games (Dec. 10-Dec. 27, 2007)
 4 games (Mar. 17-Mar. 25, 2006)
 4 games (Feb. 5-Feb. 15, 1999)
 4 games (Nov. 19-Nov. 24, 1993)

LOSING STREAKS

Longest Losing Streaks

8 games (Nov. 3-Nov. 20, 2005)
 8 games (Oct. 12-30, 1996)
 7 games (Mar. 1-13, 1998)
 6 games (Jan. 20-Feb. 2, 2008)
 6 games (Nov. 14-24, 2001)
 6 games (Jan. 19-31, 2001)
 6 games (Oct. 20-31, 1993)

Longest Home Losing Streaks

8 games (Jan. 10-Feb. 9, 2001)
 6 games (Nov. 4-Nov. 20, 2005)
 6 games (Feb. 7-Mar. 11, 1998)
 5 games (Oct. 16-30, 1996)
 4 games (Feb. 15-Mar. 8, 2009)
 4 games (Dec. 17-Dec. 22, 1995)
 4 games (Dec. 22, 1993-Jan. 12, 1994)

Longest Road Losing Streaks

7 games (Oct. 8-Nov. 12, 2005)
 6 games (Sept. 29-Oct. 23, 2007)
 6 games (Dec. 2-Dec. 27, 2003)
 6 games (Mar. 26-Apr. 21, 1995)
 6 games (Feb. 23-Mar. 11, 1995)
 6 games (Oct. 20-Nov. 14, 1993)

UNBEATEN STREAKS

Longest Unbeaten Streaks

12 games (Feb. 22-Mar. 19, 1997; 7-0-5)
 8 games (Feb. 20-Mar. 10, 1999; 7-0-1)
 7 games (Mar. 28-Apr. 11, 1997; 5-0-2)
 7 games (Mar. 8-24, 1996; 6-0-1)
 6 games (Feb. 17-Mar. 3, 2008; 6-0-0)
 6 games (Jan. 7-Jan. 18, 2008; 6-0-0)
 6 games (Jan. 23-Feb. 6, 2002; 6-0-0)
 6 games (Dec. 6-18, 1998; 4-0-2)
 6 games (Oct. 15-31, 1998; 3-0-3)

Longest Home Unbeaten Streaks

14 games (Feb. 12-Apr. 9, 1997; 10-0-0)
 10 games (Feb. 17-Mar. 26, 2008; 10-0-0)
 9 games (Nov. 24-Dec. 22, 2002; 6-0-3-0)
 9 games (Mar. 8-Apr. 14, 1996; 8-0-1)
 7 games (Dec. 19-Jan. 15, 2008; 7-0-0)
 6 games (Feb. 25-Mar. 11, 2007; 6-0-0)
 6 games (Feb. 26-Mar. 17, 1999; 4-0-2)
 6 games (Nov. 22-Dec. 18, 1998; 4-0-2)
 5 games (Jan. 2-19, 1994; 3-0-2)

Longest Road Unbeaten Streaks

7 games (Nov. 28-Dec. 13, 2006; 7-0-0)
 6 games (Mar. 19-Apr. 4, 2009; 6-0-0)
 5 games (Oct. 21-Nov. 4, 2008; 5-0-0)
 5 games (Feb. 5-Feb. 12, 2008; 5-0-0)
 5 games (Jan. 29-Feb. 8, 2000; 3-0-2-0)
 5 games (Nov. 26-Dec. 26, 1999; 5-0-0)
 5 games (Mar. 19-26, 1998; 3-0-2)
 5 games (Oct. 21-30, 1997; 3-0-2)

WINLESS STREAKS

Longest Winless Streaks

9 games (Nov. 7-Nov. 24, 2001; 0-7-2-0)
 9 games (Oct. 10-30, 1996; 0-8-1)
 9 games (Nov. 21-Dec. 10, 1995; 0-6-3)
 8 games (Jan. 2, 2004-Jan. 15, 2004; 0-5-3-0)
 8 games (Dec. 27-Jan. 12, 2002; 0-6-2-0)
 8 games (Oct. 30-Nov. 15, 2000; 0-6-2-0)
 7 games (Dec. 26, 2002-Jan. 8, 2003; 0-6-1-0)
 7 games (Dec. 27-Jan. 12, 2000; 0-6-1-0)
 7 games (Mar. 1-13, 1998; 0-7-0)

Longest Home Winless Streaks

11 games (Jan. 5-Feb. 14, 2001; 0-8-3-0)
 7 games (Dec. 21-Jan. 21, 2003; 0-3-4-0)
 6 games (Nov. 7-Nov. 30, 2001; 0-4-2-0)
 6 games (Nov. 22-Dec. 10, 1999; 0-4-2)
 6 games (Feb. 7-Mar. 11, 1998; 0-6-0)
 5 games (Nov. 10-19, 1997; 0-4-1)
 5 games (Oct. 16-30, 1996; 0-5-0)

Longest Road Winless Streaks

13 games (Nov. 1-Dec. 27, 2003; 0-8-2-3)
 10 games (Mar. 26-Oct. 11, 1995; 0-9-1)
 8 games (Dec. 27, 2001-Jan. 19, 2002; 0-6-2-0)
 8 games (Nov. 29, 1997-Jan. 1, 1998; 0-6-2)
 7 games (Dec. 22-Jan. 15, 2001; 0-5-1-1)
 7 games (Dec. 27-Jan. 22, 2000; 0-6-1-0)
 7 games (Nov. 22-Dec. 27, 1995; 0-5-2)

SEASON-BY-SEASON STREAKS

Season

Longest Winning Streak

1993-94 4 games (11/19-11/24)
 1994-95 2 games (two times)
 1995-96 6 games (3/8-3/22)
 1996-97 3 games (two times)
 1997-98 3 games (two times)
 1998-99 7 games (2/20-3/7)
 1999-00 4 games (12/12-12/19)
 2000-01 5 games (3/4-3/13)
 2001-02 6 games (1/23-2/6)
 2002-03 5 games (12/6-12/18)
 2003-04 3 games (three times)

Longest Losing Streak

6 games (10/20-10/31)
 3 games (five times)
 5 games (12/17-12/27)
 8 games (10/12-10/30)
 7 games (3/1-3/13)
 3 games (four times)
 4 games (12/27-1/5)
 6 games (1/19-1/31)
 6 games (11/14-11/24)
 5 games (12/16-1/3)
 4 games (three times)

Longest Unbeaten Streak

4 games (twice; 2-0-2, 4-0-0)
 2 games (five times)
 7 games (3/8-3/24; 6-0-1)
 12 games (2/22-3/19; 7-0-5)
 5 games (3/19-3/26; 3-0-2)
 8 games (2/20-3/10; 7-0-1)
 5 games (1/29-2/8; 3-0-2-0)
 5 games (3/13-3/24; 5-0-0-0)
 6 games (1/23-3/6; 6-0-0-0)
 5 games (12/6-12/18; 5-0-0-0)
 3 games (three times)

Longest Winless Streak

6 games (10/20-10/31; 0-6-0)
 5 games (3/3-3/11; 0-4-1)
 9 games (11/22-12/10; 0-6-3)
 9 games (10/10-10/30; 0-8-1)
 7 games (3/1-3/13; 0-7-0)
 5 games (three times)
 7 games (12/17-1/12; 0-6-1-0)
 8 games (10/30-11/15; 0-6-2-0)
 9 games (11/7-11/24; 0-7-2-0)
 7 games (12/26-1/8; 0-6-1-0)
 8 games (1/2-1/15; 0-5-3-0)

Longest Point Streak

6 games (twice)
 16 games (10/6-11/9; 12-0-1-3)
 9 games (1/2-1/18; 8-0-0-1)
 9 games (10/21-11/5; 8-0-0-1)

2005-06

6 games (3/17-3/25)

2006-07

5 games (three times)

2007-08

6 games (two times)

2008-09

5 games (two times)

8 games (11/3-11/20)

4 games (two times)

6 games (1/20-2/2)

4 games (10/9-10/15)

ALL-TIME OVERTIME RECORDS

REGULAR SEASON

SEASON	OT GAMES	HOME	ROAD	TOTAL
1993-94	12	1-5-2	1-0-3	2-5-5
1994-95	7	2-0-4	0-0-1	2-0-5
1995-96	16	3-2-4	3-0-4	6-2-8
1996-97	16	0-0-6	3-0-7	3-0-13
1997-98	20	2-1-6	1-3-7	3-4-13
1998-99	17	1-2-6	0-1-7	1-3-13
1999-00	18	3-2-7	0-1-5	3-3-12
2000-01	20	3-2-4	1-3-7	4-5-11
2001-02	14	1-2-5	2-1-3	3-3-8
2002-03	21	3-2-7	3-4-2	6-6-9
2003-04	22	3-4-7	1-4-3	4-8-10
2005-06	18	4-2-3	2-3-4	6-5-7
2006-07	23	3-2-7	6-2-3	9-4-10
2007-08	20	10-1-3	2-0-4	12-1-7
2008-09	19	5-1-2	7-3-1	12-4-3
TOTALS	263	44-28-73	32-25-61	76-53-134

*Beginning with the 2005-06 season, the third number in the OT column is shootout losses

OVERTIME SUMMARY BY OPPONENT

OPPONENT	DATE	SITE	RESULT	GW/GT GOAL (time of goal)
Boston (1-3-2)	10/15/93	Anaheim	1-1 tie	Joe Juneau (8:42 of 3rd)
	2/21/96	Anaheim	4-3 win	Alex Hicks (1:35 of OT)
	10/11/00	Anaheim	3-2 loss	Joe Thornton (2:03 of OT)
	10/17/00	Anaheim	2-2 tie	Martin Lapointe (17:24 of 2nd)
	10/19/03	Anaheim	4-3 loss	Sergei Samonov (4:08 of OT)
Buffalo (1-2-3)	1/16/06	Boston	4-3 loss	Patrice Bergeron (1:55 of OT)
	3/8/96	Anaheim	3-2 win	Paul Kariya (2:03 of OT)
	12/6/96	Buffalo	1-1 tie	Derek Plante (17:53 of 1st)
	1/6/99	Anaheim	3-2 loss	Michael Peca (0:29 of OT)
	2/1/00	Buffalo	2-2 tie	Steve Rucchin (14:16 of 3rd)
	10/20/00	Buffalo	2-2 tie	Chris Gratton (19:52 of 3rd)
	12/8/05	Buffalo	3-2 loss	Maxim Afinogenov (2:11 of OT)
Calgary (4-1-7)	10/17/93	Anaheim	2-2 tie	Joe Nieuwendyk (19:41 of 3rd)
	3/16/97	Anaheim	2-2 tie	Dave Gagner (6:43 of 3rd)
	11/7/97	Calgary	4-3 win	Scott Young (3:34 of OT)
	11/29/97	Calgary	3-2 loss	Sandy McCarthy (1:36 of OT)
	4/5/98	Anaheim	3-3 tie	Travis Green (8:21 of 3rd)
	2/16/00	Anaheim	6-5 win	Oleg Tverдовский (1:40 of OT)
	11/24/00	Calgary	2-2 tie	Jarome Iginla (12:37 of 2nd)
	1/5/01	Anaheim	4-4 tie	Teemu Selanne (11:54 of 3rd)
	11/7/00	Anaheim	3-3 tie	Dave Lowry (15:58 of 3rd)
	2/12/03	Anaheim	4-3 win	Mike Leclerc (0:10 of OT)
Carolina (1-0-2)	3/16/03	Anaheim	2-2 tie	Petr Sykora (19:29 of 3rd)
	2/11/09	Anaheim	3-2 win	Scott Niedermayer (0:55 of OT)*
	11/11/98	Anaheim	5-4 win	Steve Rucchin (1:04 of OT)
	1/7/00	Carolina	4-4 tie	Glen Wesley (12:33 of 3rd)
	2/11/01	Anaheim	2-2 tie	Mike Leclerc (11:34 of 3rd)
Chicago (1-3-5)	11/24/95	Anaheim	5-4 loss	Brent Sutter (3:08 of OT)
	3/24/96	Chicago	2-2 tie	Alex Hicks (7:24 of 3rd)
	4/1/97	Anaheim	3-3 tie	Steve Rucchin (8:43 of 3rd)
	2/1/98	Anaheim	4-3 win	Teemu Selanne (2:51 of OT)
	10/21/99	Chicago	5-5 tie	Teemu Selanne (18:47 of 3rd)
	3/15/02	Anaheim	1-1 tie	Steve Sullivan (9:09 of 3rd)
	10/26/03	Chicago	1-1 tie	Joffrey Lupul (12:50 of 3rd)
	11/17/06	Anaheim	4-3 loss	Tuomo Ruutu (SO)
	3/3/09	Chicago	3-2 loss	Martin Havlat (1:40 of OT)
	10/10/96	Colorado	6-6 tie	Teemu Selanne (19:18 of 3rd)
Colorado (6-4-7)	11/3/96	Anaheim	1-1 tie	Roman Oksiuta (19:58 of 3rd)
	3/9/97	Colorado	2-2 tie	Teemu Selanne (16:42 of 3rd)
	4/13/98	Anaheim	2-2 tie	Frank Banham (13:44 of 3rd)
	1/21/00	Anaheim	3-3 tie	Teemu Selanne (18:20 of 3rd)
	4/4/01	Colorado	1-1 tie	Joe Sakic (16:28 of 2nd)
	12/10/01	Colorado	1-1 tie	Joe Sakic (19:54 of 2nd)
	10/20/02	Anaheim	3-2 win	Andy McDonald (4:49 of OT)
	11/8/02	Colorado	3-2 win	Niclas Havelid (0:20 of OT)
	4/4/03	Anaheim	4-3 loss	Milan Hejduk (4:50 of OT)
	11/18/03	Colorado	2-1 loss	Teemu Selanne (3:11 of OT)
	1/30/04	Anaheim	4-3 win	Niclas Havelid (3:39 of OT)
	3/22/06	Anaheim	5-4 win	Jonathan Hedstrom (3:22 of OT)

ALL-TIME OVERTIME RECORDS

OPPONENT	DATE	SITE	RESULT	GW/GT GOAL (time of goal)	
	11/22/06	Colorado	3-2 loss	Joe Sakic (SO)	
	1/13/07	Anaheim	3-2 loss	Milan Hejduk (SO)	
	12/19/07	Anaheim	2-1 win	Mathieu Schneider (3:31 of OT)	
	2/20/08	Anaheim	3-2 win	Corey Perry (SO)	
Columbus (3-2-1)	12/13/00	Anaheim	5-4 win	Niclas Havelid (2:13 of OT)	
	1/11/04	Anaheim	2-2 tie	Rick Nash (14:37 of 3rd)	
	3/5/06	Anaheim	3-2 loss	Rick Nash (SO)	
	3/14/07	Anaheim	5-4 loss	David Vyborny (SO)	
	11/1/07	Anaheim	2-1 win	Mathieu Schneider (SO)	
	12/10/07	Columbus	4-3 win	Chris Pronger (3:14 of OT)	
	12/22/93	Anaheim	3-2 loss	Dean Evason (3:20 of OT)	
	1/11/98	Anaheim	2-1 win	Joe Sacco (3:38 of OT)	
Dallas (6-6-4)	10/30/98	Dallas	3-3 tie	Teemu Selanne (19:49 of 3rd)	
	2/16/01	Dallas	3-2 loss	Derian Hatcher (1:35 of OT)	
	11/11/01	Anaheim	2-2 tie	Jere Lehtinen (15:00 of 3rd)	
	11/19/03	Dallas	3-3 tie	Andy McDonald (8:19 of 3rd)	
	1/5/04	Anaheim	2-2 tie	Rob Niedermayer (9:59 of 3rd)	
	1/6/06	Dallas	4-3 loss	Antti Miettinen (SO)	
	3/31/06	Anaheim	5-4 win	Rob Niedermayer (SO)	
	10/15/06	Anaheim	4-3 loss	Jussi Jokinen (SO)	
	3/22/07	Anaheim	3-2 win	Scott Niedermayer (2:28 of OT)	
	4/6/07	Dallas	2-1 loss	Ladislav Nagy (SO)	
	3/30/08	Anaheim	3-2 win	Chris Kunitz (SO)	
	11/22/08	Dallas	2-1 win	Ryan Getzlaf (SO)	
	12/27/08	Dallas	4-3 loss	Mike Modano (3:34 of OT)	
	4/10/09	Anaheim	4-3 win	Teemu Selanne (SO)	
	Detroit (2-3-7)	1/19/94	Detroit	4-4 tie	Bob Corkum (12:05 of 2nd)
		3/9/95	Anaheim	4-4 tie	Paul Kariya (10:04 of 3rd)
4/5/96		Anaheim	2-2 tie	Sergei Fedorov (16:52 of 3rd)	
3/2/97		Detroit	1-1 tie	Ted Drury (11:09 of 3rd)	
3/30/97		Detroit	1-0 win	Steve Rucchin (3:41 of OT)	
3/26/98		Detroit	3-3 tie	Pavel Trnka (6:29 of 3rd)	
12/22/00		Detroit	2-1 loss	Sergei Fedorov (0:19 of OT)	
4/3/02		Anaheim	1-1 tie	Luc Robitaille (11:48 of 2nd)	
11/15/02		Detroit	2-1 loss	Sergei Fedorov (4:39 of OT)	
1/21/04		Anaheim	2-2 tie	Vaclav Prospal (19:00 of 3rd)	
10/2/07		Detroit	3-2 loss	Jiri Hudler (SO)	
10/29/08		Anaheim	5-4 win	Francois Beauchemin (1:39 of OT)	
3/31/94		Anaheim	3-2 loss	Jason Arnott (1:44 of OT)	
1/23/95		Anaheim	5-4 win	Peter Douris (4:20 of OT)	
4/5/95	Anaheim	4-3 win	Stephan Lebeau (4:09 of OT)		
2/8/97	Edmonton	2-1 win	Teemu Selanne (0:45 of OT)		
2/26/97	Anaheim	3-3 tie	Sean Pronger (17:16 of 3rd)		
11/20/98	Anaheim	3-2 loss	Andrei Kovalenko (0:39 of OT)		
2/14/01	Anaheim	3-3 tie	Mike Leclerc (18:54 of 3rd)		
12/5/01	Edmonton	3-2 loss	Steve Staios (1:21 of OT)		
2/2/04	Edmonton	2-1 loss	Jarret Stoll (0:36 of OT)		
2/6/06	Edmonton	6-5 loss	Fernando Pisani (SO)		
11/28/06	Edmonton	3-2 win	Ryan Getzlaf (2:19 of OT)		
10/28/07	Anaheim	3-2 loss	Sam Gagner (SO)		
12/19/08	Edmonton	3-2 win	Corey Perry (SO)		
Florida (1-1-3)	12/7/95	Florida	3-3 tie	Todd Krygier (11:44 of 3rd)	
	1/4/98	Florida	3-3 tie	Teemu Selanne (19:20 or 3rd)	
	10/16/99	Florida	3-2 loss	Jaroslav Spacek (1:26 of OT)	
	1/3/01	Anaheim	3-2 win	Petr Tenkrat (4:01 of OT)	
Los Angeles (7-11-10)	11/24/02	Anaheim	4-4 tie	Kristian Huselius (19:46 of 3rd)	
	3/21/95	Anaheim	3-3 tie	Dan Quinn (18:53 of 3rd)	
	4/23/95	Los Angeles	2-2 tie	Marty McSorley (19:19 of 3rd)	
	12/31/95	Los Angeles	2-2 tie	Rick Tocchet (7:43 of 3rd)	
	2/17/96	Los Angeles	2-1 win	Paul Kariya (4:07 of OT)	
	1/25/97	Los Angeles	2-2 tie	Kai Nurminen (17:15 of 3rd)	
	1/12/98	Los Angeles	3-2 loss	Ray Ferraro (2:04 of OT)	
	1/24/98	Anaheim	3-3 tie	Paul Kariya (2:51 of 3rd)	
	3/9/98	Los Angeles	4-3 loss	Yanic Perreault (4:19 of OT)	
	4/15/99	Los Angeles	4-3 loss	Ray Ferraro (2:21 of OT)	
	12/3/99	Anaheim	1-1 tie	Pavel Trnka (15:30 of 1st)	
	3/15/00	Anaheim	2-2 tie	Bryan Smolinski (0:59 of 2nd)	
	4/9/00	Anaheim	4-3 loss	Glen Murray (1:06 of OT)	
	10/23/00	Anaheim	5-4 loss	Ziggy Palffy (1:04 of OT)	
	3/24/01	Los Angeles	3-3 tie	Oleg Tverdovsky (12:51 of 3rd)	
12/16/01	Anaheim	3-2 loss	Aaron Miller (0:14 of OT)		

ALL-TIME OVERTIME RECORDS

OPPONENT	DATE	SITE	RESULT	GW/GT GOAL (time of goal)
	11/29/02	Anaheim	2-2 tie	Keith Carney (3:28 of 3rd)
	1/7/04	Anaheim	4-4 tie	Todd Simpson (10:54 of 3rd)
	1/28/04	Anaheim	4-3 loss	Joseph Corvo (2:37 of OT)
	12/16/05	Anaheim	4-3 loss	Alexander Frolov (SO)
	1/23/06	Los Angeles	3-2 loss	Joe Corvo (SO)
	1/30/06	Anaheim	4-3 win	Scott Niedermayer (1:48 of OT)
	10/22/06	Los Angeles	3-2 win	Ryan Getzlaf (SO)
	2/17/07	Los Angeles	3-2 win	Corey Perry (SO)
	2/18/07	Anaheim	4-3 loss	Lubomir Visnovsky (SO)
	3/1/07	Los Angeles	4-3 loss	Michael Cammalleri (3:17 of OT)
	11/13/07	Anaheim	4-3 win	Corey Perry (SO)
	3/26/08	Anaheim	2-1 win	Mathieu Schneider (SO)
	11/04/08	Los Angeles	1-0 win	Chris Pronger (0:40 of OT)
Minnesota (2-3-2)	12/8/00	Minnesota	1-0 win	Oleg Tverdovsky (0:21 of OT)
	1/11/02	Minnesota	2-2 tie	Paul Kariya (11:34 of 2nd)
	1/23/02	Anaheim	3-2 win	Keith Carney (4:02 of OT)
	1/20/03	Anaheim	2-1 loss	Antti Laakssonen (2:53 of OT)
	11/30/03	Minnesota	1-1 tie	Sandis Ozolinsh (18:35 of 2nd)
	11/6/05	Anaheim	4-3 loss	Randy Robitaille (SO)
	10/27/06	Minnesota	3-2 loss	Mikko Koivu (SO)
Montreal (1-1-2)	11/8/95	Montreal	3-2 win	Paul Kariya (2:35 of OT)
	10/7/96	Montreal	6-6 tie	Bobby Dollas (14:09 of 3rd)
	11/12/97	Anaheim	4-3 loss	Valeri Bure (4:07 of OT)
	10/29/02	Montreal	2-2 tie	Keith Carney (15:08 of 3rd)
Nashville (5-5-2)	11/4/00	Nashville	3-3 tie	Pascal Trepanier (17:47 of 3rd)
	12/28/00	Nashville	2-2 tie	Petr Tenkrat (8:46 of 3rd)
	3/11/01	Anaheim	1-0 win	Mike Crowley (3:40 of OT)
	4/1/03	Nashville	2-1 win	Steve Thomas (4:07 of OT)
	11/21/03	Anaheim	4-3 loss	Scott Hartnell (1:31 of OT)
	2/20/04	Anaheim	3-2 loss	Scott Walker (3:34 of OT)
	10/8/05	Nashville	3-2 loss	Paul Kariya (SO)
	1/9/07	Nashville	5-4 loss	Steve Sullivan (3:12 of OT)
	3/4/07	Anaheim	3-2 win	Teemu Selanne (SO)
	11/14/08	Anaheim	4-3 loss	Dan Hamhuis (2:17 of OT)
	3/18/09	Anaheim	4-3 win	Teemu Selanne (0:34 of OT)
	3/24/09	Nashville	2-1 win	Teemu Selanne (SO)
New Jersey (0-1-1)	3/8/03	New Jersey	3-2 loss	Jamie Lagenbrunner (3:04 of OT)
	11/26/03	Anaheim	3-3 tie	Sergei Fedorov (18:11 of 3rd)
N.Y. Islanders (1-2-4)	10/10/93	Anaheim	4-3 loss	Pierre Turgeon (2:43 of OT)
	11/17/95	Anaheim	2-1 win	Peter Douris (4:59 of OT)
	11/20/96	Anaheim	2-2 tie	Bryan Smolinski (6:32 of 2nd)
	12/18/98	Anaheim	2-2 tie	Mariusz Czerkawski (10:32 of 3rd)
	4/3/99	New York	2-2 tie	Matt Cullen (17:34 of 3rd)
	2/17/03	New York	2-2 tie	Alexei Yashin (12:49 of 3rd)
	10/11/06	Anaheim	5-4 loss	Mike York (SO)
N.Y. Rangers (0-3-1)	10/26/97	New York	3-3 tie	Teemu Selanne (12:01 of the 3rd)
	3/8/00	Anaheim	4-3 loss	Brian Leetch (0:29 of OT)
	11/19/02	New York	3-2 loss	Pavel Bure (0:57 of OT)
	11/1/06	Anaheim	4-3 loss	Jaromir Jagr (3:09 of OT)
Ottawa (2-0-3)	12/30/96	Ottawa	4-3 win	Steve Rucchin (4:43 of OT)
	10/10/97	Anaheim	1-1 tie	Espen Knutsen (8:32 of 3rd)
	12/28/98	Ottawa	2-2 tie	Shawn McEachern (19:54 of 3rd)
	3/17/99	Anaheim	2-2 tie	Marian Hossa (17:47 of 2nd)
	1/19/06	Ottawa	4-3 win	Chris Kunitz (SO)
Philadelphia (2-0-6)	3/27/94	Philadelphia	3-2 win	Garry Valk (0:24 of OT)
	1/9/96	Philadelphia	2-2 tie	John LeClair (17:33 of 2nd)
	10/15/97	Anaheim	2-2 tie	Tomas Sandstrom (15:28 of 3rd)
	3/19/98	Philadelphia	3-3 tie	Frank Banham (19:32 of 2nd)
	11/3/99	Anaheim	3-3 tie	John LeClair (19:55 of 2nd)
	2/3/00	Philadelphia	3-3 tie	Eric Lindros (6:15 of 3rd)
	10/22/03	Anaheim	4-3 win	Rob Niedermayer (1:10 of OT)
	1/2/09	Anaheim	5-4 loss	Mike Richards (SO)
Phoenix (8-6-6)	10/25/98	Anaheim	2-2 tie	Steve Rucchin (15:22 of 3rd)
	1/21/99	Phoenix	3-3 tie	Teppo Numminen (9:44 of 3rd)
	3/26/00	Anaheim	4-3 win	Oleg Tverdovsky (3:47 of OT)
	11/1/00	Anaheim	1-1 tie	Oleg Tverdovsky (5:50 of 3rd)
	10/24/00	Phoenix	3-2 win	Mike Leclerc (1:49 of OT)
	3/28/02	Phoenix	2-1 win	German Titov (3:58 of OT)
	11/27/02	Anaheim	2-2 tie	Daniel Briere (19:15 of 3rd)
	11/8/03	Phoenix	4-3 loss	Radoslav Suchy (1:20 of OT)
	11/9/03	Anaheim	2-1 win	Petr Sykora (3:43 of OT)

ALL-TIME OVERTIME RECORDS

OPPONENT	DATE	SITE	RESULT	GW/GT GOAL (time of goal)
	2/23/04	Phoenix	1-1 tie	D. Langkow (18:38 of 2nd)
	3/16/04	Phoenix	3-2 win	Sergei Fedorov (0:29 of OT)
	11/12/05	Phoenix	2-1 loss	Zbynek Michalek (3:09 of OT)
	2/15/07	Phoenix	5-4 win	Teemu Selanne (1:53 of OT)
	11/7/07	Anaheim	6-5 loss	Shane Doan (4:29 of OT)
	11/23/07	Anaheim	4-3 loss	Shane Doan (SO)
	1/5/08	Phoenix	3-2 loss	Peter Mueller (SO)
	3/11/08	Phoenix	3-2 loss	Radim Vrbata (SO)
	4/6/08	Anaheim	3-2 win	Ryan Getzlaf (SO)
	3/19/09	Phoenix	3-2 win	Bobby Ryan (SO)
	4/11/09	Phoenix	5-4 loss	Viktor Tikhonov (SO)
Pittsburgh (2-0-2)	2/24/94	Pittsburgh	2-2 tie	Joe Sacco (17:16 of 2nd)
	12/1/98	Pittsburgh	4-4 tie	Martin Straka (11:59 of 3rd)
	10/27/99	Anaheim	2-1 win	Teemu Selanne (3:38 of OT)
	11/6/06	Anaheim	3-2 win	Teemu Selanne (0:44 of OT)
St. Louis (5-5-5)	12/12/93	Anaheim	2-1 win	Jarrod Skalde (2:56 of OT)
	1/24/94	Anaheim	3-2 loss	Kevin Miller (1:10 of OT)
	3/14/97	Anaheim	4-4 tie	Joe Murphy (16:18 of 3rd)
	12/27/97	St. Louis	5-5 tie	Jim Campbell (15:42 of 3rd)
	10/31/98	St. Louis	2-2 tie	Al MacInnis (8:24 of 3rd)
	3/11/00	St. Louis	1-1 tie	Fredrik Olausson (18:02 of 3rd)
	3/20/03	St. Louis	3-2 loss	Pavel Demitra (2:22 of OT)
	11/4/02	St. Louis	2-1 loss	Keith Tkachuk (4:29 of OT)
	3/17/03	Anaheim	1-1 tie	Matin Skoula (15:30 of 3rd)
	12/31/05	St. Louis	5-4 win	Chris Kunitz (SO)
	10/30/06	St. Louis	6-5 win	Ryan Getzlaf (SO)
	3/31/07	St. Louis	3-2 win	Andy McDonald (0:25 of OT)
	2/1/08	St. Louis	1-0 loss	Andy McDonald (SO)
	2/22/08	Anaheim	2-1 in	Samuel Pahlsson (0:32 of OT)
	11/21/08	St. Louis	3-2 loss	Lee Stempniak (2:39 of OT)
San Jose (6-5-4)	10/31/93	Anaheim	2-1 loss	Tom Pederson (1:47 of OT)
	4/2/97	San Jose	5-5 tie	Marty McSorley (19:38 of 3rd)
	11/6/98	Anaheim	2-2 tie	Dave Lowry (10:27 of 3rd)
	4/17/99	San Jose	3-3 tie	Owen Nolan (1:49 of 3rd)
	2/18/00	Anaheim	4-4 tie	N. Sundstrom (17:38 of 3rd)
	11/30/00	San Jose	3-2 loss	Scott Hannan (4:50 of OT)
	3/13/03	Anaheim	3-2 win	Steve Thomas (2:04 of OT)
	3/22/03	San Jose	3-2 win	Niclas Havelid (1:33 of OT)
	11/4/05	Anaheim	1-0 loss	Marcel Goc (0:51 of OT)
	3/7/06	Anaheim	5-4 win	Sandis Ozolinsh (0:58 of OT)
	4/4/07	Anaheim	3-2 loss	Ryan Clowe (SO)
	11/9/07	Anaheim	3-2 win	Ryan Getzlaf (SO)
	11/17/07	San Jose	2-1 win	Corey Perry (SO)
	12/16/07	Anaheim	2-1 loss	Joe Thornton (SO)
	1/13/08	Anaheim	4-3 win	Francois Beauchemin (0:33 of OT)
Tampa Bay (0-0-1)	3/3/96	Anaheim	2-2 tie	Joe Sacco (2:34 of 3rd)
Toronto (1-1-5)	1/18/94	Toronto	3-3 tie	Dmitri Mironov (17:36 of 3rd)
	3/17/95	Anaheim	3-3 tie	Bob Corkum (19:25 of 3rd)
	12/2/95	Toronto	4-4 tie	Mats Sundin (15:23 of 3rd)
	12/17/95	Anaheim	3-2 loss	Dave Andreychuk (2:05 of OT)
	10/28/97	Toronto	2-2 tie	Teemu Selanne (8:04 of 3rd)
	12/2/97	Toronto	3-3 tie	Ruslan Salei (15:54 or 3rd)
	10/21/08	Toronto	3-2 win	Teemu Selanne (SO)
Vancouver (3-2-10)	2/17/95	Anaheim	2-2 tie	David Williams (11:54 of 3rd)
	1/24/96	Vancouver	2-1 win	Alex Hicks (1:34 of OT)
	11/14/97	Anaheim	3-3 tie	Brian Noonan (14:04 of 2nd)
	12/9/98	Anaheim	4-4 tie	Bret Hedican (9:07 of 3rd)
	3/10/99	Anaheim	4-4 tie	Harry York (19:11 of 3rd)
	12/8/99	Anaheim	2-2 tie	Steve Rucchin (5:27 of 3rd)
	2/23/00	Anaheim	4-4 tie	Ladislav Kohn (15:43 of 2nd)
	3/30/01	Vancouver	2-2 tie	Ed Jovanovski (16:03 of 3rd)
	12/12/01	Anaheim	1-0 loss	Ed Jovanovski (4:06 of OT)
	10/18/02	Anaheim	2-2 tie	Todd Bertuzzi (14:54 of 3rd)
	10/24/02	Vancouver	2-2 tie	Paul Kariya (8:28 of 3rd)
	2/20/07	Anaheim	3-2 loss	Daniel Sedin (2:19 of OT)
	10/31/08	Anaheim	7-6 loss	Mattias Ohlund (SO)
	3/11/09	Anaheim	4-3 win	Scott Niedermayer (3:37 of OT)*
	4/2/09	Vancouver	6-5 win	Corey Perry (SO)
Washington (0-1-1)	11/29/95	Anaheim	2-2 tie	Peter Bondra (19:27 of 2nd)
	1/13/06	Anaheim	3-2 loss	Alexander Ovechkin (3:04 of OT)

*Overtime Goal scored during 3 on 3

ALL-TIME HAT TRICKS, PENALTY SHOTS AND SHUTOUTS

REGULAR SEASON

ALL-TIME HAT TRICKS

FOR (27)

Terry Yake @ NYR, 10/19/93 (M. Richter), 3-1=4 pts.
Teemu Selanne vs. SJ, 2/25/96 (C. Terrier), 1-4 pts.
Teemu Selanne vs. STL, 3/17/96 (G. Fuhr/J. Casey), 3-0=3 pts.
*Garry Valk @ STL, 3/22/96 (G. Fuhr), 3-0=3 pts.
Teemu Selanne vs. SJ, 11/1/96 (K. Hrudey), 3-0=3 pts.
Paul Kariya vs. BUF, 1/10/97 (D. Hasek), 3-1=4 pts.
Paul Kariya @ PHX, 1/23/97 (N. Khabibulin), 3-0=3 pts.
Teemu Selanne @ NYR, 10/26/97 (M. Richter), 3-0=3 pts.
Teemu Selanne vs. SJ, 11/10/97 (M. Vernon), 3-0=3 pts.
Paul Kariya vs. FLA, 1/21/98 (Vanbiesbrouck/Weekes), 3-2=5 pts.
Teemu Selanne @ OTT, 3/22/98 (R. Tugnutt), 3-0=3 pts.
Teemu Selanne @ BUF, 1/1/99 (D. Hasek), 3-2=5 pts.
*Teemu Selanne @ DAL, 11/26/99 (E. Belfour), 3-0=3 pts.
Marty McInnis vs. LA, 10/23/00 (J. Storr), 3-0=3 pts.
Teemu Selanne @ PHX, 2/1/01 (S. Burke), 3-0=3 pts.
Paul Kariya vs. CGY, 2/19/01 (F. Brathwaite), 3-1=4 pts.
Paul Kariya @ SJ, 3/29/01 (Nabokov/Kiprusoff), 3-0=3 pts.
Paul Kariya vs. NSH, 1/14/02 (Dunham/Vokoun), 3-0=3 pts.
Paul Kariya vs. PHI, 2/6/02 (B. Boucher), 3-0=3 pts.
Paul Kariya @ BOS, 10/31/02 (S. Shields), 3-1=4 pts.
Vaclav Prospal vs. MIN, 1/23/04 (D. Roloson), 3-1=4 pts.
Jonathan Hedstrom vs. LA, 1/9/06 (M. Garon), 3-0=3 pts.
Chris Kunitz vs. PHX, 11/19/06 (C. Joseph), 3-1=4 pts.
Teemu Selanne @ DAL, 1/11/07 (M. Turco), 3-0=3 pts.
Teemu Selanne vs. CHI, 2/24/08 (Lalime/Crawford), 3-2=5 pts.
Teemu Selanne vs. DET, 10/29/08 (C. Osgood), 3-0=3 pts.
*Bobby Ryan @ LA, 1/8/09 (J. Quick), 3-0=3 pts.

*Natural Hat Trick

ALL-TIME PENALTY SHOTS

FOR (9-22)

Joe Sacco vs. Jocelyn Thibault; goal, 11/12/97 vs. MTL
Paul Kariya vs. Kevin Weekes; goal, 1/21/98 vs. FLA
J.F. Jomphe vs. Curtis Joseph; goal, 4/15/98 @ EDM
Tomas Sandstrom vs. Stephane Fiset; goal, 2/15/99 @ LA
Paul Kariya vs. Corey Hirsch; goal, 2/20/99 @ VAN
Paul Kariya vs. Stephane Fiset; goal, 3/18/99 @ LA
Teemu Selanne vs. J-Sebastien Aubin; goal, 10/27/99 vs. PIT
Fredrik Olausson vs. Martin Brodeur; goal, 11/24/99 vs. NJ
Matt Cullen vs. Milan Hlicicka; goal, 11/4/01 vs. ATL
Dan Bylsma vs. Dan Cloutier; goal, 12/12/01 vs. VAN
Petr Sykora vs. Roman Turek; goal, 12/29/02 @ CGY
Paul Kariya vs. Jamie McLennan; goal, 3/16/03 vs. CGY
Steve Thomas vs. Tomas Vokoun; goal, 4/1/03 @ NSH
Scott Niedermayer vs. Pascal Leclaire; goal, 3/5/06 vs. CBJ
Jonathan Hedstrom vs. Peter Budaj; goal, 3/22/06 vs. COL
Andy McDonald vs. Curtis Joseph; goal, 11/3/06 vs. PHX
Teemu Selanne vs. Fredrik Norrena; goal, 1/5/07 vs. CBJ
Teemu Selanne vs. Mathieu Garon; goal, 3/18/07 vs. LA
Samuel Pahlsson vs. Fredrik Norrena; goal, 12/10/07 @ CBJ
Todd Bertuzzi vs. Evgeni Nabokov; goal, 12/22/07 @ SJ
Chris Kunitz vs. Marty Turco; goal, 1/15/08 vs. DAL
Corey Perry vs. Carey Price; goal, 10/25/08 @ MTL

ALL-TIME SHUTOUTS

BY THE DUCKS (74)

1993-94 (3)
12/15/93 @ Toronto, 1-0 (Guy Hebert - 38 saves)
12/28/93 @ N.Y. Islanders, 3-0 (Ron Tugnutt - 38 saves)
2/4/94 vs. Vancouver, 3-0 (Guy Hebert - 22 saves)
1994-95 (2)
3/15/95 @ Calgary, 5-0 (Guy Hebert - 29 saves)
4/17/95 vs. San Jose, 3-0 (Guy Hebert - 27 saves)
1995-96 (4)
11/1/95 vs. St. Louis, 3-0 (Guy Hebert - 28 saves)
3/13/96 vs. Colorado, 4-0 (Guy Hebert - 27 saves)
4/3/96 vs. Edmonton, 1-0 (Guy Hebert - 27 saves)
4/8/96 vs. Vancouver, 2-0 (Guy Hebert - 32 saves)
1996-97 (6)
10/9/96 @ Chicago, 2-0 (Mikhail Shtalenkov - 26 saves)
11/23/96 @ San Jose, 3-0 (Guy Hebert - 25 saves)
11/29/96 vs. Chicago, 2-0 (Guy Hebert - 27 saves)
12/20/96 vs. Calgary, 7-0 (Guy Hebert - 39 saves)
1/1/97 @ Florida, 3-0 (Guy Hebert - 28 saves)
3/30/97 @ Detroit, 1-0, OT (Mikhail Shtalenkov - 26 saves)

AGAINST (29)

Pavel Bure @ VAN, 4/11/95 (G. Hebert), 3-0=3 pts.
Owen Nolan vs. SJ, 12/19/95 (Hebert/Shtalenkov), 4-1=5 pts.
Alexander Mogilny vs. VAN, 12/22/95 (M. Shtalenkov), 3-1=4 pts.
Brian Savage @ MTL, 10/7/96 (G. Hebert), 3-0=3 pts.
Martin Rucinsky vs. MTL, 11/6/96 (G. Hebert), 3-0=3 pts.
Peter Bondra vs. WSH, 12/13/96 (M. Shtalenkov), 3-0=3 pts.
Jeff O'Neill vs. HFD, 1/31/97 (G. Hebert), 3-0=3 pts.
Joe Nieuwendyk @ DAL, 3/13/98 (Shtalenkov, Askey), 4-0=4 pts.
Keith Tkachuk @ PHX, 4/3/98 (M. Shtalenkov), 3-2=5 pts.
Alexander Selivanov vs. EDM, 2/17/99 (Hebert/Roussel), 3-0=3 pts.
Viktor Kozlov vs. FLA, 1/5/00 (Hebert/Roussel), 3-1=4 pts.
Pavol Demitra @ STL, 2/12/00 (G. Hebert), 3-0=3 pts.
Andrew Cassels vs. VAN, 11/8/00 (Hebert/Roussel), 3-0=3 pts.
Michal Handzus @ STL, 12/23/00 (G. Hebert), 3-0=3 pts.
Brett Hull @ DAL, 3/21/01 (Giguere/Naumenko), 4-0=4 pts.
Teemu Selanne @ SJ, 3/29/01 (J.S. Giguere), 3-0=3 pts.
Mark Parrish @ NYI, 11/24/01 (Shields/Giguere), 3-1=4 pts.
*Chris Brown @ BUF, 12/04/02 (M. Gerber), 3-0=3 pts.
Jason Arnott vs. DAL, 11/16/05 (I. Bryzgalov), 3-0=3 pts.
*Keven Adams vs. CAR, 12/6/05 (I. Bryzgalov), 3-0=3 pts.
Jonathan Cheechoo @ SJ, 12/20/05 (J.S. Giguere), 3-0=3 pts.
Alexander Ovechkin vs. WSH, 1/13/06 (J.S. Giguere), 3-0=3 pts.
Jonathan Cheechoo vs. SJ, 2/1/06 (I. Bryzgalov), 3-0=3 pts.
Jonathan Cheechoo @ SJ, 4/15/06 (J.S. Giguere), 3-2=5 pts.
Peter Mueller vs. PHX, 11/7/07 (Bryzgalov/Giguere), 3-0=3 pts.
*Mike Knuble @ PHI, 2/2/08 (Hiller), 3-0=3 pts.
Mark Parrish vs. DAL, 11/7/08 (J.S. Giguere), 3-0=3 pts.
*David Booth vs. FLA, 11/9/08 (J.S. Giguere), 3-0=3 pts.
Ilya Kovalchuk vs. ATL, 2/15/09 (Giguere/Hiller), 3-1=4 pts.

AGAINST (7-19)

Cam Neely vs. Ron Tugnutt; goal, 10/15/93 vs. BOS
Dan Quinn vs. Mikhail Shtalenkov; goal, 3/21/95 vs. LA
Peter Bondra vs. Mikhail Shtalenkov; goal, 12/13/96 vs. WSH
Alexandre Daigle vs. Guy Hebert; goal, 12/30/96 @ OTT
Tony Amonte vs. Guy Hebert; goal, 2/1/98 vs. CHI
Glen Murray vs. Guy Hebert; goal, 2/7/98 vs. LA
Ray Whitney vs. Guy Hebert; goal, 3/21/99 vs. FLA
Stan Drulia vs. Dominic Roussel; goal, 10/15/99 @ TB
Jarome Iginla vs. J.S. Giguere; goal, 12/8/01 @ CGY
Alexei Zhamnov vs. Steve Shields; goal, 12/30/01 @ CHI
Chris Drury vs. J.S. Giguere; goal, 4/12/02 vs. COL
Daniel Sedin vs. J.S. Giguere; goal, 1/17/04 @ VAN
Brett Clark vs. Ilya Bryzgalov; goal, 11/18/05 vs. COL
Trevor Linden vs. Ilya Bryzgalov; goal, 11/20/05 vs. VAN
Thomas Vanek vs. J.S. Giguere; goal, 12/8/05 @ BUF
Jonathan Cheechoo vs. J.S. Giguere; goal, 12/20/05 @ SJ
Jeri Lehtinen vs. J.S. Giguere; goal, 1/28/07 vs. DAL
Henrik Sedin vs. Jonas Hiller; goal, 11/27/07 @ VAN
Milan Michalek vs. J.S. Giguere; goal, 12/16/07 vs. SJ

BY OPPONENTS (87)

1993-94 (9)
10/20/93 @ New Jersey, 4-0 (Martin Brodeur - 17 saves)
11/27/93 @ San Jose, 1-0 (Arturs Irbe - 15 saves)
12/19/93 @ Chicago, 2-0 (Ed Belfour - 22 saves)
12/30/93 @ Washington, 3-0 (Rick Tabaracci - 26 saves)
2/18/94 vs. Quebec, 1-0 (Stephane Fiset - 28 saves)
3/6/94 @ San Jose, 6-0 (Arturs Irbe - 25 saves)
3/8/94 @ Chicago (in Phoenix), 3-0 (Ed Belfour - 31 saves)
3/9/94 vs. Buffalo, 3-0 (Dominik Hasek - 24 saves)
4/11/94 vs. Calgary, 3-0 (Mike Vernon - 27 saves)
1994-95 (6)
2/7/95 vs. Chicago, 3-0 (Ed Belfour - 16 saves)
2/12/95 @ Edmonton, 2-0 (Bill Ranford - 29 saves)
3/3/95 @ Dallas, 4-0 (Darcy Wakaluk - 27 saves)
3/5/95 @ Chicago, 3-0 (Ed Belfour - 16 saves)
4/7/95 vs. Dallas, 2-0 (Andy Moog - 18 saves)
4/11/95 @ Vancouver, 5-0 (Kirk McLean - 25 saves)
1995-96 (2)
11/22/95 @ Edmonton, 2-0 (Bill Ranford - 31 saves)

ALL-TIME HAT TRICKS, PENALTY SHOTS AND SHUTOUTS

1997-98 (4)

10/30/97 @ Boston, 3-0 (Guy Hebert - 25 saves)
 11/22/97 @ St. Louis, 2-0 (Guy Hebert - 23 saves)
 11/26/97 vs. New Jersey, 2-0 (Guy Hebert - 29 saves)
 2/30/98 @ Edmonton, 4-0 (Mikhail Shtalenkov - 26 saves)

1998-99 (7)

10/21/98 vs. Boston, 3-0 (Guy Hebert - 26 saves)
 11/14/98 @ Calgary, 1-0 (Guy Hebert - 24 saves)
 12/11/98 vs. Washington, 1-0 (Guy Hebert - 31 saves)
 12/13/98 vs. Los Angeles, 3-0 (Guy Hebert - 35 saves)
 12/22/98 @ Colorado, 1-0 (Dominic Roussel - 45 saves)
 2/3/99 vs. Chicago, 3-0 (Guy Hebert - 35 saves)
 4/11/99 vs. Phoenix, 3-0 (Guy Hebert - 40 saves)

1999-00 (5)

10/8/99 vs. Dallas, 3-0 (Guy Hebert - 37 saves)
 11/9/99 @ Toronto, 2-0 (Guy Hebert - 19 saves)
 12/17/99 vs. Chicago, 2-0 (Guy Hebert - 21 saves)
 12/26/99 @ San Jose, 1-0 (Dominic Roussel - 26 saves)
 3/5/00 vs. Nashville, 1-0 (Guy Hebert - 33 saves)

2000-01 (6)

12/3/00 vs. Los Angeles, 4-0 (Guy Hebert - 29 saves)
 12/8/00 @ Minnesota, 1-0 (Guy Hebert - 27 saves)
 2/21/01 vs. San Jose, 1-0 (J.S. Giguere - 24 saves)
 3/4/01 vs. Los Angeles, 4-0 (J.S. Giguere - 25 saves)
 3/11/01 vs. Nashville, 1-0 (J.S. Giguere - 31 saves)
 3/13/01 @ Nashville, 2-0 (J.S. Giguere - 33 saves)

2001-02 (5)

11/4/01 vs. Atlanta, 5-0 (J.S. Giguere - 24 saves)
 12/8/01 vs. Calgary, 4-0 (Giguere/Shields - 18 saves)
 12/23/01 @ Phoenix, 4-0 (J.S. Giguere - 24 saves)
 1/28/02 @ St. Louis, 1-0 (J.S. Giguere - 15 saves)
 4/5/02 vs. Edmonton, 2-0 (J.S. Giguere - 26 saves)

2002-03 (9)

11/10/02 vs. Minnesota, 1-0 (J.S. Giguere - 26 saves)
 12/8/02 vs. Nashville, 3-0 (J.S. Giguere - 20 saves)
 12/11/02 vs. Washington, 3-0 (J.S. Giguere - 26 saves)
 12/15/02 vs. Pittsburgh, 5-0 (J.S. Giguere - 19 saves)
 12/22/02 vs. Phoenix, 4-0 (J.S. Giguere - 24 saves)
 1/18/03 @ Minnesota, 1-0 (J.S. Giguere - 33 saves)
 2/19/03 vs. Columbus, 2-0 (J.S. Giguere - 26 saves)
 2/23/03 @ Carolina, 4-0 (Martin Gerber - 28 saves)
 3/24/03 vs. Columbus, 5-0 (J.S. Giguere - 29 saves)

2003-04 (5)

10/21/03 @ San Jose, 2-0 (Martin Gerber - 34 saves)
 12/7/03 vs. Dallas, 4-0 (Martin Gerber - 32 saves)
 12/19/03 vs. Colorado, 1-0 (J.S. Giguere - 38 saves)
 12/29/03 @ Tampa Bay, 2-0 (J.S. Giguere - 31 saves)
 3/3/04 vs. Minnesota, 2-0 (J.S. Giguere - 28 saves)
 2/25/03 @ Tampa Bay, 2-0 (Nikolai Khabibulin - 24 saves)

2005-06 (3)

1/21/06 vs. Florida, 1-0 (J.S. Giguere - 30 saves)
 1/26/06 @ San Jose, 2-0 (Ilya Bryzgalov - 24 saves)
 2/4/06 @ San Jose, 2-0 (J.S. Giguere - 35 saves)
 1/15/04 @ Edmonton, 1-0 (Tommy Salo - 28 saves)

2006-07 (5)

10/9/06 vs. St. Louis, 2-0 (J.S. Giguere - 34 saves)
 10/28/06 @ Chicago, 3-0 (Ilya Bryzgalov - 14 saves)
 11/9/06 @ Vancouver, 6-0 (J.S. Giguere - 20 saves)
 11/21/06 vs. San Jose, 5-0 (J.S. Giguere - 23 saves)
 12/6/06 vs. Nashville, 4-0 (J.S. Giguere - 21 saves)

2007-08 (4)

12/18/07 @ San Jose, 2-0 (J.S. Giguere - 20 saves)
 1/9/08 vs. Toronto, 5-0 (J.S. Giguere - 28 saves)
 2/1/08 @ St. Louis, 0-1* (J.S. Giguere - 20 saves) *SOL
 2/5/08 @ NY Islanders, 3-0 (J.S. Giguere - 25 saves)

2008-09 (6)

10/17/08 vs. San Jose, 4-0 (J.S. Giguere - 38 saves)
 11/4/08 @ Los Angeles, 1-0 (J.S. Giguere - 35 saves)
 11/16/08 vs. Los Angeles, 2-0 (Jonas Hiller - 29 saves)
 11/28/08 vs. Chicago, 1-0 (Jonas Hiller - 26 saves)
 1/4/09 vs. Phoenix, 2-0 (Jonas Hiller - 29 saves)
 1/17/09 @ Minnesota, 3-0 (Jonas Hiller - 30 saves)
 11/27/07 @ Vancouver, 4-0 (Roberto Luongo - 26 saves)
 12/2/07 vs. Edmonton, 4-0 (Mathieu Garon - 25 saves)
 2/1/08 @ St. Louis, 1-0 (Manny Legace - 30 saves)
 2/2/08 @ Philadelphia, 3-0 (Martin Biron - 27 saves)
 3/5/08 @ Chicago, 3-0 (Corey Crawford - 19 saves)
 3/6/08 @ Colorado, 1-0 (Jose Theodore - 27 saves)

2008-09 (5)

12/11/08 @ San Jose, 2-0 (Evgeni Nabokov - 31 saves)
 12/31/08 vs. Columbus, 2-0 (Steve Mason - 27 saves)
 2/4/09 @ Minnesota, 3-0 (Niklas Backstrom - 34 saves)
 2/26/09 @ Boston, 6-0 (Tim Thomas - 35 saves)
 3/15/09 vs. San Jose, 1-0 (Evgeni Nabokov - 34 saves)
 1/12/96 @ Chicago, 3-0 (Jeff Hackett - 13 saves)

1996-97 (1)

10/22/96 @ Philadelphia, 3-0 (Ron Hextall - 12 saves)

1997-98 (11)

10/13/97 vs. Boston, 3-0 (Jim Carey - 27 saves)
 11/16/97 vs. Dallas, 4-0 (Ed Belfour - 31 saves)
 11/19/97 vs. Chicago, 4-0 (Jeff Hackett - 27 saves)
 11/24/97 @ Dallas, 5-0 (Ed Belfour - 13 saves)
 12/3/97 @ Buffalo, 4-0 (Dominik Hasek - 29 saves)
 12/10/97 vs. PIT, 3-0 (Tom Barrasso - 28 saves)
 12/28/97 @ Chicago, 2-0 (Jeff Hackett - 27 saves)
 1/14/98 vs. Colorado, 2-0 (Patrick Roy - 33 saves)
 3/4/98 vs. Detroit, 2-0 (Kevin Hodson - 35 saves)
 3/6/98 vs. San Jose, 3-0 (Mike Vernon - 23 saves)
 3/18/98 @ New Jersey, 3-0 (Martin Brodeur - 25 saves)

1998-99 (5)

10/10/98 @ Washington, 1-0 (Olaf Kolzig - 29 saves)
 10/13/98 @ Montreal, 1-0 (Jocelyn Thibault - 30 saves)
 1/30/99 @ Edmonton, 1-0 (Mikhail Shtalenkov - 22 saves)
 3/12/99 @ Dallas, 4-0 (Ed Belfour - 27 saves)
 3/13/99 @ Phoenix, 1-0 (Nikolai Khabibulin - 27 saves)

1999-00 (5)

10/2/99 @ Dallas, 2-0 (Ed Belfour - 22 saves)
 10/5/99 @ Phoenix, 4-0 (Mikhail Shtalenkov - 21 saves)
 10/31/99 vs. Phoenix, 3-0 (Mikhail Shtalenkov - 33 saves)
 1/12/00 vs. Ottawa, 2-0 (Ron Tugnutt - 27 saves)
 1/17/00 vs. Buffalo, 5-0 (Martin Biron - 17 saves)

2000-01 (8)

11/15/00 vs. Colorado, 3-0 (Patrick Roy - 41 saves)
 12/5/00 @ St. Louis, 1-0 (Roman Turek - 19 saves)
 12/10/00 vs. Dallas, 1-0 (Ed Belfour - 29 saves)
 1/12/01 vs. Buffalo, 4-0 (Dominik Hasek - 21 saves)
 1/14/01 @ Carolina, 4-0 (Arturs Irbe - 27 saves)
 1/24/01 vs. Minnesota, 5-0 (Manny Fernandez - 20 saves)
 1/31/01 vs. Nashville, 2-0 (Mike Dunham - 28 saves)
 3/21/01 @ Dallas, 8-0 (Ed Belfour - 17 saves)

2001-02 (5)

11/9/01 vs. Detroit, 1-0 (Dominik Hasek - 19 saves)
 11/21/01 @ Florida, 6-0 (Roberto Luongo - 30 saves)
 11/28/01 vs. Edmonton, 2-0 (Jussi Markkanen - 27 saves)
 12/12/01 vs. Vancouver, 1-0 (Dan Cloutier - 26 saves)
 4/14/02 @ Los Angeles, 1-0 (Jamie Storr - 23 saves)

2002-03 (5)

11/22/02 vs. Dallas, 4-0 (Marty Turco - 31 saves)
 12/4/02 vs. Buffalo, 4-0 (Martin Biron - 22 saves)
 1/3/03 vs. Philadelphia, 1-0 (Robert Esche - 28 saves)
 1/8/03 vs. Edmonton, 1-0 (Jussi Markkanen - 32 saves)

2003-04 (5)

10/12/03 vs. Phoenix, 2-0 (Sean Burke - 31 saves)
 10/17/03 vs. Ottawa, 3-0 (Patrick Lalime - 27 saves)
 12/13/03 @ San Jose, 2-0 (Evgeni Nabokov - 28 saves)
 2/22/04 @ Dallas, 4-0 (Marty Turco - 14 saves)

2005-06 (4)

11/4/05 vs. San Jose, 1-0 (Nolan Schaefter - 21 saves)
 12/28/05 @ Columbus, 1-0 (Marc Denis - 40 saves)
 3/1/06 vs. Detroit, 2-0 (Chris Osgood - 24 saves)
 4/11/06 @ Calgary, 3-0 (Mikka Kiprusoff - 32 saves)

2006-07 (6)

11/10/06 @ Calgary, 3-0 (Mikka Kiprusoff - 37 saves)
 12/23/06 @ Phoenix, 2-0 (Mikael Tellqvist - 29 saves)
 2/3/07 @ Nashville, 3-0 (Tomas Vokoun - 36 saves)
 2/10/07 @ Dallas, 1-0 (Mike Smith - 32 saves)
 2/13/07 @ Colorado, 2-0 (Peter Budaj - 39 saves)
 3/26/07 @ Detroit, 1-0 (Dominik Hasek - 25 saves)

2007-08 (10)

10/5/07 @ Columbus, 4-0 (Pascal Leclaire - 28 saves)
 10/14/07 vs. Minnesota, 2-0 (Josh Harding - 37 saves)
 10/25/07 vs. Phoenix, 1-0 (Alexander Auld - 31 saves)
 11/5/07 vs. Dallas, 5-0 (Marty Turco - 19 saves)

ALL-TIME TOP GAMES BY DUCKS

REGULAR SEASON

FIVE-OR-MORE POINTS

Player	Date	Opponent	Goals	Assists	Points	+/-
Corey Perry	10/31/08	vs. Vancouver	1	4	5	+0
Ryan Getzlaf	10/29/08	vs. Detroit	0	5	5	+1
Teemu Selanne	2/24/08	vs. Chicago	3	2	5	+3
Teemu Selanne	11/19/06	vs. Phoenix	0	5	5	+2
Paul Kariya	12/18/02	vs. St. Louis	2	3	5	+2
Teemu Selanne	2/19/01	vs. Calgary	2	3	5	+3
Paul Kariya	2/16/00	vs. Calgary	1	4	5	+2
Teemu Selanne	1/1/99	@ Buffalo	3	2	5	+4
Paul Kariya	1/21/98	vs. Florida	3	2	5	+5
Dmitri Mironov	12/12/97	vs. Washington	0	5	5	+5
Paul Kariya	12/20/96	vs. Calgary	2	3	5	+5
Teemu Selanne	10/10/96	@ Colorado	2	3	5	+3

THREE-OR-MORE GOALS

FOUR-OR-MORE ASSISTS

Player	Date	Opponent	Goals	Player	Date	Opponent	Assists
Bobby Ryan	1/8/09	@ Los Angeles	3	Ryan Getzlaf	10/29/08	vs. Detroit	5
Teemu Selanne	10/29/08	vs. Detroit	3	Teemu Selanne	11/19/06	vs. Phoenix	5
Teemu Selanne	2/24/08	vs. Chicago	3	Dmitri Mironov	12/12/97	vs. Washington	5
Teemu Selanne	1/11/07	@ Dallas	3	Ryan Getzlaf	4/4/09	@ Vancouver	4
Chris Kunitz	11/19/06	vs. Phoenix	3	Corey Perry	10/31/08	vs. Vancouver	4
Jonathan Hestrom	1/9/06	vs. Los Angeles	3	Andy McDonald	1/11/07	@ Dallas	4
Vaclav Prospal	1/23/04	vs. Minnesota	3	Ryan Getzlaf	3/24/06	vs. Nashville	4
Paul Kariya	10/31/02	@ Boston	3	Rob Niedermayer	3/21/04	vs. Detroit	4
Paul Kariya	2/6/02	vs. Philadelphia	3	Niclas Havelid	1/23/04	vs. Minnesota	4
Paul Kariya	1/14/02	vs. Nashville	3	Matt Cullen	12/15/02	vs. Pittsburgh	4
Paul Kariya	3/29/01	@ San Jose	3	Paul Kariya	2/16/00	vs. Calgary	4
Paul Kariya	2/19/01	vs. Calgary	3	Fredrik Olausson	1/1/99	@ Buffalo	4
Teemu Selanne	2/1/01	@ Phoenix	3	Paul Kariya	12/16/98	vs. Nashville	4
Marty McInnis	10/23/00	vs. Los Angeles	3	Teemu Selanne	12/1/98	@ Pittsburgh	4
Teemu Selanne	11/26/99	@ Dallas	3	Shaun Van Allen	3/9/95	vs. Detroit	4
Teemu Selanne	1/1/99	@ Buffalo	3				
Teemu Selanne	3/22/98	@ Ottawa	3				
Paul Kariya	1/21/98	vs. Florida	3				
Teemu Selanne	11/10/97	vs. San Jose	3				
Teemu Selanne	10/26/97	@ N.Y. Rangers	3				
Paul Kariya	1/23/97	@ Phoenix	3				
Paul Kariya	1/10/97	vs. Buffalo	3				
Teemu Selanne	11/1/96	vs. San Jose	3				
Garry Valk	3/22/96	@ St. Louis	3				
Teemu Selanne	3/17/96	vs. St. Louis	3				
Teemu Selanne	2/25/96	vs. San Jose	3				
Terry Yake	10/19/93	@ N.Y. Rangers	3				

45-OR-MORE SAVES

Goaltender	Date	Opponent	Saves	Shots Faced	Final Score
Jonas Hiller	12/19/08	@ Edmonton	51	53	3-2 win (SO)
J.S. Giguere	3/21/04	vs. Detroit	51	57	8-6 win
Mikhail Shtalenkov	3/22/98	@ Ottawa	51	53	5-2 win
J.S. Giguere	10/25/08	@ Montreal	47	51	6-4 win
Guy Hebert	2/1/98	vs. Chicago	47	50	4-3 win (OT)
Ron Tugnutt	11/21/93	@ Edmonton	46	48	4-2 win
Guy Hebert	2/3/00	@ Philadelphia	45	48	3-3 tie (OT)
Dominic Roussel	12/22/98	@ Colorado	45	45	1-0 win
Guy Hebert	12/27/96	@ N.Y. Rangers	45	48	3-2 loss

ALL-TIME TOP INDIVIDUAL SCORING STREAKS BY DUCKS

POINT STREAKS

T. Selanne - 17 gms. (2/3/99-3/10/99), 15-14=29 pts.
 R. Getzlaf - 15 gms. (12/22/07-1/23/08), 6-16=22 pts.
 T. Selanne - 15 gms. (2/10/96-3/17/96), 12-12=24 pts.
 T. Selanne - 13 gms. (1/21/00-2/18/00), 8-14=22 pts.
 P. Kariya - 12 gms. (3/19/97-4/11/97), 10-9=19 pts.
 T. Selanne - 12 gms. (12/30/96-1/27/97), 9-10=19 pts.
 A. McDonald - 11 gms. (1/2306-2/12/06), 5-13=18 pts.
 P. Kariya - 11 gms. (11/6/98-11/27/98), 7-9=16 pts.
 T. Selanne - 11 gms. (10/21/97-11/10/97), 17=19 pts.

GOAL STREAKS

T. Selanne - 11 gms. (10/21/98-11/10/98), 17 goals
 T. Selanne - 8 gms. (2/17/99-3/5/99), 10 goals
 P. Kariya - 6 gms. (1/19/00-1/31/00), 10 goals
 B. Ryan - 5 gms. (1/17/09-1/28/09), 5 goals
 T. Selanne - 5 gms. (11/22/05-11/30/05) 5 goals
 T. Selanne - 5 gms. (1/21/00-1/31/00), 6 goals
 F. Olausson - 5 gms. (1/8/99-1/18/99), 5 goals
 T. Selanne - 5 gms. (1/3/97-1/12/97), 5 goals
 M. Sillinger - 5 gms. (11/3/95-11/11/95), 5 goals

ASSIST STREAKS

R. Getzlaf - 8 gms. (10/25/08-11/7/08), 12 asst.
 S. Niedermayer - 8 gms. (12/26/06-1/11/07), 10 asst.
 F. Beauchemin - 7 gms. (1/26/06-2/8/06), 8 asst.
 C. Perry - 7 gms. (10/21/08-11/2/08), 11 asst.
 T. Selanne - 7 gms. (3/26/99-4/7/99), 9 asst.
 P. Kariya - 7 gms. (12/6/98-12/21/98), 11 asst.
 G. Valk - 7 gms. (11/9/93-11/22/93), 7 asst.

ALL-TIME TOP GAMES BY OPPONENTS

REGULAR SEASON

FIVE-OR-MORE POINTS

Player	Date	Opponent	Goals	Assists	Points	+/-
Mike Modano	2/1/95	@ Dallas	2	4	6	+3
Jonathan Cheechoo	4/15/06	@ San Jose	3	2	5	+1
Mike Modano	2/10/02	vs. Dallas	1	4	5	+3
Keith Tkachuk	4/3/98	@ Phoenix	3	2	5	+3
Alexander Mogilny	2/15/96	@ Vancouver	2	3	5	+5
Cliff Ronning	2/15/96	@ Vancouver	1	4	5	+5
Owen Nolan	12/19/95	vs. San Jose	4	1	5	+1
Wayne Gretzky	2/11/95	vs. Los Angeles	2	3	5	+4

THREE-OR-MORE GOALS

FOUR-OR-MORE ASSISTS

Player	Date	Opponent	Goals	Player	Date	Opponent	Assists
Brett Hull	3/21/01	@ Dallas	4	Craig Conroy	1/19/04	vs. Calgary	4
Joe Nieuwendyk	3/13/98	@ Dallas	4	Mike Modano	2/10/02	vs. Dallas	4
Owen Nolan	12/19/95	vs. San Jose	4	Niklas Sundstrom	3/29/01	@ San Jose	4
Ilya Kovalchuk	2/15/09	vs. Atlanta	3	Igor Larionov	11/15/99	@ Detroit	4
David Booth	11/9/08	vs. Florida	3	Jeremy Roenick	12/19/97	vs. Phoenix	4
Mark Parrish	11/7/08	vs. Dallas	3	Cliff Ronning	2/15/96	@ Vancouver	4
Mike Knuble	2/2/08	@ Philadelphia	3	Doug Bodger	12/19/95	vs. San Jose	4
Peter Mueller	11/7/07	vs. Phoenix	3	Mike Modano	2/1/95	@ Dallas	4
Jonathan Cheechoo	4/15/06	@ San Jose	3	Adam Oates	3/24/94	@ Boston	4
Jonathan Cheechoo	2/1/06	vs. San Jose	3	Igor Larionov	3/6/94	@ San Jose	4
Alex Ovechkin	1/13/06	vs. Washington	3				
Jonathan Cheechoo	12/20/05	@ San Jose	3				
Kevyn Adams	12/06/05	vs. Carolina	3				
Jason Arnott	11/16/05	vs. Dallas	3				
Chris Brown	12/04/02	@ Buffalo	3				
Mark Parrish	11/24/01	@ NY Islanders	3				
Teemu Selanne	3/29/01	@ San Jose	3				
Michal Handzus	12/23/00	@ St. Louis	3				
Andrew Cassels	11/8/00	vs. Vancouver	3				
Pavol Demitra	2/12/00	@ St. Louis	3				
Viktor Kozlov	1/5/00	vs. Florida	3				
Keith Tkachuk	4/3/98	@ Phoenix	3				
Jeff O'Neill	1/31/97	vs. Hartford	3				
Peter Bondra	12/13/96	vs. Washington	3				
Martin Rucinsky	11/6/96	vs. Montreal	3				
Brian Savage	10/7/96	@ Montreal	3				
Alexander Mogilny	12/22/95	vs. Vancouver	3				
Pavel Bure	4/11/95	@ Vancouver	3				

45-OR-MORE SAVES

Goaltender	Date	Opponent	Saves	Shots Faced	Final Score
Dwayne Roloson	3/27/09	vs. Edmonton	51	54	5-3 loss
Dominik Hasek	1/10/97	vs. Buffalo	47	52	5-2 win
Mike Dunham	10/11/06	vs. NY Islanders	46	50	5-4 loss (SO)
Jamie McLennan	11/17/95	vs. NY Islanders	46	48	2-1 win (OT)
Kelly Hrudey	2/11/94	vs. Los Angeles	46	49	5-3 loss
Rick DiPietro	3/12/04	vs. NY Islanders	45	46	3-1 loss
Steve Shields	11/6/98	vs. San Jose	45	47	2-2 tie (OT)
Dominik Hasek	3/8/96	vs. Buffalo	45	48	3-2 win (OT)

DUCKS ALL-TIME LEADERS

POINTS

	G	A	PTS
Teemu Selanne	352	391	743
Paul Kariya	300	369	669
Steve Rucchin	153	279	432
Ryan Getzlaf	88	182	270
Andy McDonald	92	167	259
Scott Niedermayer	50	166	216
Matt Cullen	65	135	200
Corey Perry	91	104	195
Chris Kunitz	81	111	192
Oleg Tverdovsky	45	125	170

GOALS

Teemu Selanne	352
Paul Kariya	300
Steve Rucchin	153
Andy McDonald	92
Corey Perry	91
Ryan Getzlaf	88
Chris Kunitz	81
Matt Cullen	65
Petr Sykora	64
Joe Sacco	62

ASSISTS

Teemu Selanne	391
Paul Kariya	369
Steve Rucchin	279
Ryan Getzlaf	182
Andy McDonald	167
Scott Niedermayer	166
Matt Cullen	135
Oleg Tverdovsky	125
Chris Pronger	114
Chris Kunitz	111

GAMES PLAYED

Teemu Selanne	647
Steve Rucchin	616
Paul Kariya	606
Ruslan Salei	594
Samuel Pahlsson	527
Guy Hebert	441
Jean-Sebastien Giguere	427
Matt Cullen	427
Vitaly Vishnevski	416
Andy McDonald	391

PLUS-MINUS

Teemu Selanne	114
Ryan Getzlaf	60
Chris Kunitz	60
Paul Kariya	52
Corey Perry	35

Bobby Dollas	31
Keith Carney	30
Steve Rucchin	28
Chris Pronger	26
Kent Huskins	26

PIM

David Karpa	788
Jason Marshall	740
Ruslan Salei	735
Todd Ewen	650
Stu Grimson	583
George Parros	420
Warren Rychel	416
Vitaly Vishnevski	403
Kevin Sawyer	363
Travis Moen	331

POWERPLAY GOALS

Teemu Selanne	133
Paul Kariya	107
Steve Rucchin	58
Ryan Getzlaf	34
Scott Niedermayer	34
Corey Perry	29
Andy McDonald	28
Chris Kunitz	26
Marty McInnis	25
Petr Sykora	22
Fredrik Olsson	22

POWERPLAY POINTS

	G	A	PTS
Teemu Selanne	133	173	306
Paul Kariya	107	156	263
Steve Rucchin	58	84	142
Ryan Getzlaf	34	94	128
Scott Niedermayer	34	84	118
Andy McDonald	28	67	95
Chris Pronger	20	74	94
Fredrik Olsson	22	66	88
Oleg Tverdovsky	18	60	78
Corey Perry	29	43	72
Marty McInnis	25	39	64

SHORTHANDED GOALS

Paul Kariya	16
Samuel Pahlsson	9
Steve Rucchin	6
Joe Sacco	6
Todd Marchant	5
Bob Corkum	3
Travis Moen	3
Shaun Van Allen	3

(11 Players tied at 2)

SHORTHANDED POINTS

	G	A	PTS
Paul Kariya	16	5	21
Steve Rucchin	6	9	15
Samuel Pahlsson	9	4	13
Joe Sacco	6	3	9
Todd Marchant	5	3	8
Scott Niedermayer	0	7	7
Shaun Van Allen	3	2	6
Bob Corkum	3	2	5
Rob Niedermayer	3	2	5

(8 Players tied at 4 points)

GAME-WINNING GOALS

Teemu Selanne	59
Paul Kariya	44
Steve Rucchin	23
Corey Perry	17
Andy McDonald	15
Chris Kunitz	15
Mike Leclerc	14
Ryan Getzlaf	11
Scott Niedermayer	11
Samuel Pahlsson	11
Niclas Havelid	11

SHOTS

Paul Kariya	2455
Teemu Selanne	2161
Steve Rucchin	1150
Andy McDonald	914
Ruslan Salei	872
Corey Perry	775
Ryan Getzlaf	731
Matt Cullen	724
Samuel Pahlsson	702
Chris Kunitz	695

OVERTIME GOALS

Teemu Selanne	6
Scott Niedermayer	4
Niclas Havelid	4
Paul Kariya	3
Steve Rucchin	3
Oleg Tverdovsky	3
Francois Beauchemin	2
Peter Douris	2
Alex Hicks	2
Mike Leclerc	2
Andy McDonald	2
Chris Pronger	2
Steve Thomas	2

GOALIE STATS

GAMES PLAYED

Guy Hebert	441
Jean-Sebastien Giguere	427
Mikhail Shtalenkov	122
Jonas Hiller	69
Ilya Bryzgalov	69
Martin Gerber	54
Dominic Roussel	51
Steve Shields	33
Ron Tugnutt	28
Tom Askey	7

GOALS AGAINST AVERAGE

	GP	AVG
Sebastien Caron	1	2.12
Martin Gerber	54	2.13
Jonas Hiller	69	2.28
Jean-Sebastien Giguere	381	2.44
Ilya Bryzgalov	69	2.48
Tom Askey	7	2.64
Steve Shields	33	2.67
Guy Hebert	441	2.75
Dominic Roussel	51	2.85
Michael Wall	4	2.97
Ron Tugnutt	28	3.00
Mikhail Shtalenkov	122	3.14
Mike O'Neill	1	5.81
Gregg Naumenko	2	6.00

WINS

Jean-Sebastien Giguere	202
Guy Hebert	173
Mikhail Shtalenkov	34
Jonas Hiller	33
Ilya Bryzgalov	26
Martin Gerber	17
Dominic Roussel	17
Ron Tugnutt	10
Steve Shields	10
Michael Wall	2

LOSSES

Guy Hebert	202
Jean-Sebastien Giguere	155
Mikhail Shtalenkov	53
Ilya Bryzgalov	23
Martin Gerber	23
Jonas Hiller	22
Steve Shields	20
Dominic Roussel	15
Ron Tugnutt	15
Michael Wall	2
Tom Askey	1
Gregg Naumenko	1

STARTS

Guy Hebert	426
Jean-Sebastien Giguere	414
Mikhail Shtalenkov	100
Ilya Bryzgalov	57
Jonas Hiller	55
Martin Gerber	47
Dominic Roussel	37
Steve Shields	31
Ron Tugnutt	26
Tom Askey	3
Michael Wall	3
Gregg Naumenko	1

MINUTES

Guy Hebert	25205
Jean-Sebastien Giguere	24538
Mikhail Shtalenkov	6117
Jonas Hiller	3709
Ilya Bryzgalov	3623
Martin Gerber	2902
Dominic Roussel	2525
Steve Shields	1777
Ron Tugnutt	1520
Tom Askey	273
Michael Wall	202
Gregg Naumenko	70
Mike O'Neill	31
Sebastien Caron	28

SAVES

Guy Hebert	11813
Jean-Sebastien Giguere	10768
Mikhail Shtalenkov	2777
Jonas Hiller	1654
Ilya Bryzgalov	1439
Martin Gerber	1230
Dominic Roussel	1098
Steve Shields	771
Ron Tugnutt	752
Tom Askey	101
Michael Wall	71
Gregg Naumenko	22
Mike O'Neill	7
Sebastien Caron	5

SHOTS AGAINST

Guy Hebert	12968
Jean-Sebastien Giguere	11767
Mikhail Shtalenkov	3097
Jonas Hiller	1795
Ilya Bryzgalov	1649
Martin Gerber	1333
Dominic Roussel	1218
Steve Shields	850
Ron Tugnutt	828
Tom Askey	113
Michael Wall	81
Gregg Naumenko	29
Mike O'Neill	10
Sebastien Caron	6

SHUTOUTS

Jean-Sebastien Giguere	31
Guy Hebert	27
Jonas Hiller	4
Martin Gerber	3
Mikhail Shtalenkov	3
Dominic Roussel	3
Ilya Bryzgalov	2
Ron Tugnutt	1

SKATERS

GAMES PLAYED

Mike Modano	75
Shane Doan	70
Rob Blake	67
Darryl Sydor	67
Patrick Marleau	66
Sergei Zubov	63
Jere Lehtinen	60
Jeremy Roenick	59
Nicklas Lidstrom	59
Mattias Norstrom	59
Ian Laperriere	59

GOALS

	GP	G
Brett Hull	47	32
Keith Tkachuk	54	27
Mike Modano	75	25
Shane Doan	70	23
Brendan Shanahan	47	23
Jarome Iginla	48	21
Markus Naslund	52	21
Jonathan Cheechoo	34	20
Owen Nolan	52	20
Pavel Bure	27	19
Jere Lehtinen	60	19

ASSISTS

	GP	G
Mike Modano	75	53
Nicklas Lidstrom	59	36
Sergei Zubov	63	36
Doug Weight	54	35
Markus Naslund	52	30
Joe Sakic	44	29
Igor Larionov	35	29
Cliff Ronning	44	28
Theo Fleury	37	26
Owen Nolan	52	26
Luc Robitaille	50	26

POINTS

	GP	G	A	PTS
Mike Modano	75	25	53	78
Brett Hull	47	32	22	54
Markus Naslund	52	21	30	51
Keith Tkachuk	54	27	22	49
Joe Sakic	44	18	29	47
Owen Nolan	52	20	26	46
Sergei Zubov	63	10	36	46
Nicklas Lidstrom	59	10	36	46
Doug Weight	54	10	35	45
Shane Doan	70	23	22	45

PENALTY MINUTES

	GP	PIM
Shane Doan	70	147
Keith Tkachuk	54	120
Jeff Odgers	34	117
Rob Blake	67	110
Matthew Barnaby	23	110
Jeremy Roenick	59	98
Andrei Nazarov	30	87
Sean O'Donnell	46	87
Ian Laperriere	59	85
Owen Nolan	52	83

GOALTENDERS

GAMES PLAYED

Evgeni Nabokov	42
Marty Turco	39
Curtis Joseph	38
Ed Belfour	36
Nikolai Khabibulin	29
Patrick Roy	27
Felix Potvin	25
Mike Vernon	25
Jocelyn Thibault	24
Dominik Hasek	24

WINS

Ed Belfour	23
Evgeni Nabokov	21
Marty Turco	20
Curtis Joseph	15
Felix Potvin	15
Chris Osgood	14
Mike Vernon	14
Patrick Roy	13
Nikolai Khabibulin	12
Manny Legace	11
Sean Burke	11
Martin Brodeur	11
Dominik Hasek	11

GOALS AGAINST AVG.

(minimum: 10 games)	GP	GAA
Ed Belfour	36	1.89
Martin Brodeur	18	1.92
Manny Fernandez	15	1.93
David Aebischer	11	1.97
Roman Turek	15	1.97
Jeff Hackett	13	2.06
Manny Legace	19	2.06
Tommy Salo	19	2.13
Dominik Hasek	24	2.13
Kirk McLean	16	2.15

SAVE PERCENTAGE

(minimum: 10 games)	GP	SV%
Manny Fernandez	15	93.176
Kirk McLean	16	92.812
Roman Turek	15	92.647
Dominik Hasek	24	92.550
Martin Brodeur	18	92.517
Miikka Kiprusoff	17	92.480
Tommy Salo	19	92.427
Jeff Hackett	13	92.308
Patrick Roy	27	92.092
Ed Belfour	36	92.077

ALL-STAR GAME

Alexei Kasatonov - 1994 (New York)
Paul Kariya - 1996 (Boston)
Guy Hebert - 1997 (San Jose)
Paul Kariya - 1997 (San Jose)*
Teemu Selanne - 1997 (San Jose)
Dmitri Mironov - 1998 (Vancouver)
Teemu Selanne - 1998 (Vancouver)*
Paul Kariya - 1999 (Tampa Bay)*
Teemu Selanne - 1999 (Tampa Bay)*
Paul Kariya - 2000 (Toronto)*
Teemu Selanne - 2000 (Toronto)*
Paul Kariya - 2001 (Colorado)*
Paul Kariya - 2002 (Los Angeles)
Paul Kariya - 2003 (Florida)
Andy McDonald - 2007 (Dallas)
Scott Niedermayer (did not play) - 2007 (Dallas)*
Teemu Selanne - 2007 (Dallas)
Ryan Getzlaf - 2008 (Atlanta)
Scott Niedermayer - 2008 (Atlanta)
Corey Perry - 2008 (Atlanta)
Chris Pronger - 2008 (Atlanta)
Ryan Getzlaf - 2009 (Montreal)*
J.S. Giguere - 2009 (Montreal)*
Scott Niedermayer - 2009 (Montreal)*

**VOTED IN AS STARTER*

ALL-STAR GAME MVP

Teemu Selanne - 1998 (Vancouver)

FIRST TEAM NHL ALL-STAR

Paul Kariya - 1996
Teemu Selanne - 1996
Paul Kariya - 1997
Paul Kariya - 1999
Scott Niedermayer - 2006
Scott Niedermayer - 2007

SECOND TEAM NHL ALL-STAR

Teemu Selanne - 1998
Teemu Selanne - 1999
Paul Kariya - 2000
Paul Kariya - 2003
Chris Pronger - 2007

NHL ALL-ROOKIE TEAM

Bobby Ryan - 2009

LADY BYNG MEMORIAL TROPHY

Paul Kariya - 1996
Paul Kariya - 1997

**MAURICE "THE ROCKET"
RICHARD TROPHY**

Teemu Selanne - 1999

**BILL MASTERTON
MEMORIAL TROPHY**

Teemu Selanne - 2006

NHL PLAYER OF THE MONTH

Paul Kariya - April, 1996
Paul Kariya - January, 1997
Teemu Selanne - February, 1999
Teemu Selanne - November, 2006

NHL ROOKIE OF THE MONTH

Bobby Ryan - January, 2009

NHL PLAYER OF THE WEEK

Guy Hebert - Mar. 25, 1996
Paul Kariya - Apr. 8, 1996
Teemu Selanne - Oct. 27, 1997
Teemu Selanne - Jan. 19, 1998
Paul Kariya - Jan. 26, 1998
Teemu Selanne - Feb. 29, 1999
J.S. Giguere - Dec. 15, 2002
Teemu Selanne - Mar. 26, 2006
Ryan Getzlaf - Jan. 20, 2007
Teemu Selanne - Feb. 24, 2008
Ryan Getzlaf/Corey Perry/Teemu Selanne - Nov. 3, 2008

SKATERS

(AMONG PLAYERS THAT PLAYED IN AT LEAST ONE GAME WITH ANAHEIM)

PLAYER	SEASONS	POS-NO.	GP	G	A	PTS	PIM	+/-
Aalto, Antti	1997-01	C - 44/14	151	11	17	28	52	-25
Selected by Anaheim in the sixth round (134th overall) of the 1993 NHL Entry Draft. Became a free agent, July 1, 2001.								
Antoski, Shawn	1996-98	LW - 19/11	11	1	0	1	20	+2
Acquired from Pittsburgh with Dmitri Mironov in exchange for Alex Hicks and Fredrik Olausson, Nov. 19, 1996. Became a free agent, July 1, 1998.								
Armstrong, Chris	2003-04	D - 41	4	0	1	1	0	-1
Signed as a free agent, June 26, 2003. Became a free agent, July 1, 2004.								
Balmochnykh, Maxim	1999-00	RW - 18	6	0	1	1	2	+2
Selected by Anaheim in the second round (45th overall) of the 1997 NHL Entry Draft. Traded to New Jersey with Oleg Tverdokvov and Jeff Friesen for Petr Sykora, Mike Commodore, J.F. Dampousse and Igor Pohanka, July 6, 2002.								
Banham, Frank	1996-98	RW - 29	27	9	2	11	14	-8
Signed as a free agent, Jan. 22, 1996. Became a free agent, July 1, 2000.								
Bannister, Drew	1997-98 & 2001-02	D - 5/36	28	0	6	6	47	-2
Acquired from Edmonton in exchange for Bobby Dallas, Jan. 9, 1998. Traded to Tampa Bay in exchange for a fifth-round selection in the 2000 NHL Entry Draft, Dec. 10, 1998. Signed as a free agent, July 27, 2001. Became a free agent, July 1, 2002.								
Baumgartner, Ken	1996-97	LW/D - 24/22	79	0	12	12	223	0
Acquired from Toronto in exchange for Winnipeg's fourth-round selection (Kim Staal), Mar. 20, 1996. Became a free agent, July 1, 1997.								
Bawa, Robin	1993-94	RW - 26	12	0	1	1	7	-3
Acquired in the 1993 NHL Expansion Draft from San Jose. Became a free agent, July 1, 1994.								
Beauchemin, Francois	2005-09	D - 23	234	21	67	88	161	+3
Acquired from Columbus with Tyler Wright in exchange for Sergei Fedorov and a fifth-round selection in the 2006 NHL Entry Draft, Nov. 15, 2005. Became a free agent, July 1, 2009.								
Bellows, Brian	1996-97	LW - 23	62	15	13	28	22	-11
Acquired from Tampa Bay in exchange for a sixth-round selection in the 1997 NHL Entry Draft, Nov. 18, 1996. Became a free agent, July 1, 1997.								
Bergeron, Marc-Andre	2007-08	D - 7	9	0	1	1	4	-2
Acquired from NY Islanders in exchange for a third-round selection in the 2008 NHL Entry Draft, Feb. 26, 2008. Traded to Minnesota in exchange for a third-round selection in the 2008 NHL Entry Draft, June 10, 2008.								
Bertuzzi, Todd	2007-08	LW - 4	68	14	26	40	97	+8
Signed as a free agent, July 2, 2007. Became a free agent, June 28, 2008.								
Bets, Maxim	1993-94	LW - 43	3	0	0	0	0	-3
Acquired from St. Louis with a sixth-round selection in the 1995 NHL Entry Draft in exchange for Alexei Kasatonov on Mar. 21, 1994. Became a free agent, July 1, 1996.								
Bochenski, Brandon	2007-08	RW - 12	12	2	2	4	6	+2
Acquired from Boston in exchange for Shane Hnidy and a sixth-round selection in the 2008 NHL Entry Draft, Jan. 2, 2008. Traded to Nashville for future considerations, Feb. 26, 2008.								
Brennan, Kip	2005-06	LW - 37	12	0	1	1	35	-2
Acquired from Atlanta in exchange for Mark Popovic, Aug. 25, 2005. Became a free agent, July 1, 2006.								
Brimanis, Aris	2001-02	D - 37	5	0	0	0	9	-1
Signed as a free agent, Aug. 1, 2001. Became a free agent July 1, 2002.								
Brent, Tim	2006-07	C - 47	15	1	0	1	6	-5
Selected by Anaheim in the second round (37th overall) of the 2002 NHL Entry Draft. Re-entered NHL Draft. Selected again by Anaheim in the third round (75th overall) of the 2004 NHL Entry Draft. Traded to Pittsburgh in exchange for Stephen Dixon, July 20, 2007.								
Brown, Mike	2002-03	LW - 44	16	1	1	2	44	0
Claimed off waivers from Vancouver, Oct. 10, 2002. Became a free agent, July 1, 2003.								
Burnett, Garrett	2003-04	LW - 55	39	1	2	3	184	0
Signed as a free agent, July 25, 2003. Became a free agent, July 1, 2004.								
Butsayev, Viacheslav	1995-96	C - 15	7	1	0	1	0	-4
Signed as a free agent, Oct. 20, 1995. Became a free agent, July 1, 1996.								
Bylsma, Dan	2000-04	RW - 21	209	10	22	32	62	-11
Signed as a free agent, July 13, 2000. Became a free agent, July 1, 2004.								
Campbell, Jim	1995-96	C - 21	16	2	3	5	36	0
Acquired from Montreal in exchange for Robert Dirk, Jan. 21, 1996. Became a free agent, July 1, 1996.								
Carnback, Patrik	1993-96	LW/C - 21	148	24	38	62	120	-13
Acquired from Montreal with Todd Ewen in exchange for a third-round selection in the 1994 NHL Entry Draft, Aug. 10, 1993. Became a free agent, July 1, 1996.								

STATISTICS OF FORMER DUCKS

PLAYER	SEASONS	POS-NO.	GP	G	A	PTS	PIM	+/-
Carney, Keith	2001-06	D - 3	291	13	48	61	185	+30
Acquired from Phoenix in exchange for a second-round selection in the 2001 NHL Entry Draft, June 19, 2001. Traded to Vancouver with Juha Alen in exchange for Brett Skinner and a second-round selection in the 2006 NHL Entry Draft, Mar. 9, 2006.								
Chistov, Stanislav	2002-04 & 2006-07	LW - 23/24	136	14	34	48	80	-12
Selected by Anaheim in the first round (5th overall) of the 2001 NHL Entry Draft. Traded to Boston in exchange for a third-round selection in the 2008 NHL Entry Draft, Nov. 13, 2006.								
Chouinard, Marc	2000-03	C - 32/11	159	10	13	23	62	-12
Acquired from Winnipeg with Teemu Selanne and a fourth-round selection in the 1996 NHL Entry Draft in exchange for Chad Kilger, Oleg Tverdovsky and a third-round selection in the 1996 NHL Entry Draft, Feb. 7, 1996. Became a free agent, July 1, 2003.								
Corkum, Bob	1993-96	C - 20/19	168	38	44	82	69	-3
Acquired in the 1993 NHL Expansion Draft from Buffalo. Traded to Philadelphia in exchange for Chris Herperger and a seventh-round selection in the 1997 NHL Entry Draft, Feb. 6, 1996.								
Crowley, Mike	1997-01	D - 38/25	67	5	15	20	44	-26
Acquired from Philadelphia with Anatoli Semenov for Brian Wessenberg, Mar. 19, 1996. Became a free agent, July 1, 2001.								
Cullen, Matt	1997-03	C - 45/11/17	427	65	135	200	168	-39
Selected by Anaheim in the second round (35th overall) of the 1996 NHL Entry Draft. Traded to Florida with Pavel Trnka and a fourth-round selection in the 2003 NHL Entry Draft in exchange for Sandis Ozolins and Lance Ward, Jan. 30, 2003.								
Cummins, Jim	2000-02	RW - 19/15	81	5	6	11	167	-12
Signed as a free agent, July 5, 2000. Traded to the NY Islanders in exchange for Dave Roche, Jan. 14, 2002.								
Daigneault, J.J.	1997-98	D - 36	66	4	24	28	50	-5
Acquired from Pittsburgh in exchange for Garry Valk, Feb. 21, 1997. Traded to NY Islanders with Mark Janssens and Joe Sacco in exchange for Travis Green, Doug Houda and Tony Tuzzolino, Feb. 6, 1998.								
Davidsson, Johan	1998-00	C - 22	69	4	5	9	16	-9
Selected by Anaheim in the second round (28th overall) of the 1994 NHL Entry Draft. Traded to NY Islanders with future considerations in exchange for Jorgen Jonsson, Mar. 11, 2000.								
DiPenta, Joe	2005-08	D - 33	171	5	16	21	110	+12
Signed as a free agent, Aug. 11, 2005. Became a free agent, July 1, 2008.								
Dirk, Robert	1994-96	D - 5	82	2	5	7	98	+5
Acquired from Chicago in exchange for a fourth-round selection in the 1995 NHL Entry Draft, July 12, 1994. Traded to Montreal in exchange for Jim Campbell, Jan. 21, 1996.								
Dollas, Bobby	1993-98	D - 2	305	28	61	89	213	+31
Acquired in the 1993 NHL Expansion Draft from Detroit. Traded to Edmonton in exchange for Drew Bannister, Jan. 9, 1998.								
Donato, Ted	1999-00	LW - 21	81	11	19	30	26	-3
Acquired from Ottawa with the rights to Antti-Jussi Niemi in exchange for Patrick Lalime, June 18, 1999. Became a free agent, July 1, 2000.								
Douris, Peter	1993-96	RW - 16	151	30	40	70	42	-4
Signed as a free agent, July 22, 1993. Became a free agent, July 1, 1996.								
Drury, Ted	1996-99	C - 13/18	232	21	26	47	225	-18
Acquired from Ottawa with the rights to Marc Moro in exchange for Shaun Van Allen and Jason York, Oct. 1, 1996. Traded to NY Islanders in exchange for Tony Hrkac and Dean Malkoc, Oct. 29, 1999.								
Ewen, Todd	1993-96	RW - 36	153	13	12	25	650	-14
Acquired from Montreal with Patrik Carnback in exchange for a third-round selection in the 1994 NHL Entry Draft, Aug. 10, 1993. Became a free agent, July 1, 1996.								
Fedorov, Sergei	2003-05	C - 91	85	31	35	66	44	-6
Signed as a free agent, July 19, 2003. Traded to Columbus with a fifth-round selection in the 2006 NHL Entry Draft in exchange for Tyler Wright and Francois Beauchemin, Nov. 16, 2005.								
Fedoruk, Todd	2005-06	LW - 29	86	4	22	26	210	+8
Acquired from Philadelphia in exchange for a second-round selection in the 2005 NHL Entry Draft, July 29, 2005. Traded to Philadelphia in exchange for a fourth-round selection in the 2007 NHL Entry Draft, Nov. 13, 2006.								
Fedotov, Anatoli	1993-94	D - 34	3	0	0	0	0	-3
Selected by Anaheim in the 10th round (238th overall) of the 1993 NHL Entry Draft. Retired in Sept., 1994.								
Ferguson, Scott	1998-99	D - 21	2	0	1	1	0	0
Signed as a free agent, July 22, 1998. Became a free agent, July 1, 2000.								
Ferner, Mark	1993-95	D - 3	64	3	6	9	36	-20
Acquired in the 1993 NHL Expansion Draft from Ottawa. Traded to Detroit with Stu Grimson in exchange for Mike Sillinger and Jason York on Apr. 4, 1995.								
Friksen, Jeff	2000-02 & 2005-06	LW - 11/12	114	20	39	59	62	-7
Acquired from San Jose with Steve Shields and future considerations in exchange for Teemu Selanne, Mar. 5, 2001. Traded to New Jersey with Oleg Tverdovsky and Maxim Balmochnykh for Petr Sykora, Mike Commodore, J.F. Dampousse and Igor Pohanka, July 6, 2002. Acquired from Washington in exchange for a second-round selection in the 2006 NHL Entry Draft, Mar. 9, 2006. Became a free agent, July 1, 2006.								

STATISTICS OF FORMER DUCKS

PLAYER	SEASONS	POS-NO.	GP	G	A	PTS	PIM	+/-
Gavey, Aaron	2005-06	C - 40	5	0	0	0	2	0
Signed as a free agent, Sept. 12, 2005. Became a free agent, July 1, 2006.								
Glencross, Curtis	2006-07	C - 46	2	1	0	1	2	-1
Signed as a free agent, Mar. 25, 2004. Traded to Columbus with Zenon Konopka and a conditional seventh-round selection in 2007 or 2008 in exchange for Joe Motzko, Mark Hartigan and a fourth-round selection in the 2007 NHL Entry Draft, Jan. 26, 2007.								
Green, Travis	1998-99 & 2006-07	C - 39	108	19	29	48	103	-14
Acquired from NY Islanders with Doug Houda and Tony Tuzzolino in exchange for J.J. Daigneault, Mark Janssens and Joe Sacco, Feb. 6, 1998. Traded to Phoenix with a first-round selection (Scott Kelman) in the 1999 NHL Entry Draft in exchange for Oleg Tverdokvsky, June 26, 1999. Signed as a free agent, Aug. 10, 2006. Claimed off waivers by Toronto, Jan. 10, 2007.								
Grimson, Stu	1993-95 & 1998-00	LW - 32	231	5	8	13	583	-13
Acquired by Anaheim in the 1993 NHL Expansion Draft from Detroit. Traded to Detroit with Mark Ferner and a sixth-round selection in the 1996 NHL Entry Draft in exchange for Mike Sillinger and Jason York, Apr. 4, 1995. Acquired from Carolina with Kevin Haller in exchange for David Karpa and a fourth-round selection in the 2000 NHL Entry Draft, Aug. 11, 1998. Became a free agent, July 1, 2000.								
Haller, Kevin	1998-00	D - 5	149	4	11	15	183	-9
Acquired from Carolina with Stu Grimson for David Karpa and a fourth-round selection in the 2000 NHL Entry Draft, Aug. 11, 1998. Became a free agent July 1, 2000.								
Hankinson, Casey	2003-04	LW - 48	4	0	0	0	4	0
Signed as a free agent, June 25, 2003. Became a free agent, July 1, 2004.								
Hartigan, Mark	2007	C - 13	12	1	2	3	6	+1
Acquired from Columbus with Joe Motzko and a fourth-round selection in the 2007 NHL Entry Draft in exchange for Curtis Glencross, Zenon Konopka and a seventh-round selection in either the 2007 or 2008 NHL Entry Draft, Jan. 26, 2007. Became a free agent, July 1, 2007.								
Havelid, Niclas	1999-04	D - 28	310	24	61	85	152	-42
Selected by Anaheim in the third round (83rd overall) of the 1999 NHL Entry Draft. Traded to Atlanta in exchange for Kurtis Foster, June 26, 2004.								
Hedican, Bret	2008-09	D - 3	51	1	5	6	36	-7
Signed as a free agent, October 23, 2008. Became free agent, July 1, 2009.								
Hedstrom, Jonathan	2002-03 & 2005-06	RW - 51/17	83	13	14	27	48	+1
Acquired from Toronto in exchange for a sixth- and seventh-round selection in the 2000 NHL Entry Draft, June 25, 2000. Retired in Aug. 2006.								
Hicks, Alex	1995-96	LW - 32	82	12	17	29	51	+12
Signed as a free agent, Aug. 23, 1995. Traded to Pittsburgh with Fredrik Olausson in exchange for Shawn Antoski and Dmitri Mironov, Nov. 19, 1996.								
Hill, Sean	1993-94	D - 6	68	7	20	27	78	-12
Acquired in the 1993 NHL Expansion Draft from Montreal. Traded to Ottawa in exchange for a third-round selection in the 1994 NHL Entry Draft, June 29, 1994.								
Hnidy, Shane	2007-08	D - 7	33	1	2	3	30	+2
Signed as a free agent, July 5, 2007. Traded to Boston with a sixth-round selection in the 2008 NHL Entry Draft in exchange for Brandon Bochenski, Jan. 2, 2008.								
Holan, Milos	1995-96	D - 7	41	4	10	14	38	-8
Acquired from Philadelphia in exchange for Anatoli Semenov, Mar. 8, 1995. Retired due to illness after the 1995-96 season.								
Holmqvist, Michael	2003-04	C - 18	21	2	0	2	25	-6
Selected by Anaheim in the first round (18th overall) of the 1997 NHL Entry Draft. Traded to Chicago in exchange for Travis Moen on July 30, 2005.								
Houda, Doug	1997-98	D - 6	24	1	2	3	52	-5
Acquired from NY Islanders with Travis Green and Tony Tuzzolino in exchange for J.J. Daigneault, Mark Janssens and Joe Sacco, Feb. 6, 1998. Traded to Detroit in exchange for future considerations, Oct. 8, 1998.								
Houlder, Bill	1993-94	D - 23	80	14	25	39	40	-18
Acquired in the 1993 NHL Expansion Draft from Buffalo. Traded to St. Louis in exchange for Jason Marshall, Aug. 29, 1994.								
Hrkac, Tony	1999-01	C - 15	140	17	32	49	37	-2
Acquired from NY Islanders with Dean Malkoc in exchange for Ted Drury, Oct. 29, 1999. Became a free agent, July 1, 2001.								
Huskins, Kent	2005-09	D - 40	142	6	22	28	100	+26
Signed as a free agent, August 30, 2005. Traded to San Jose with Travis Moen in exchange for Nick Bonino, Timo Pielmeier and a conditional selection in the 2009 NHL Entry Draft, March 4, 2009.								
Jackman, Ric	2006-07	D - 5	24	1	10	11	10	+3
Acquired from Florida in exchange for a conditional selection in the 2007 NHL Entry Draft, January 3, 2007. Became free agent, July 1, 2007.								
Janssens, Mark	1997-98	C - 24/18	67	4	7	11	163	-25
Acquired from Hartford in exchange for Bates Battaglia and a fourth-round selection in the 1998 NHL Entry Draft, Mar. 18, 1997. Traded to NY Islanders with J.J. Daigneault and Joe Sacco in exchange for Travis Green, Doug Houda and Tony Tuzzolino, Feb. 6, 1998.								

STATISTICS OF FORMER DUCKS

PLAYER	SEASONS	POS-NO.	GP	G	A	PTS	PIM	+/-
Johnson, Craig	2003-04	LW - 27	39	1	2	3	14	-4
Signed as a free agent, Sept. 9, 2003. Claimed on waivers by Toronto, Jan. 9, 2004.								
Jomphe, J.F.	1995-98	C - 46	104	10	29	39	100	-1
Signed as a free agent, Sept. 27, 1993. Traded to Phoenix in exchange for Jim McKenzie, June 18, 1998.								
Jonsson, Jorgen	1999-00	C - 22	13	1	2	3	0	-2
Acquired from NY Islanders in exchange for Johan Davidsson and a conditional selection in the NHL Entry Draft, Mar. 11, 2000. Signed as a free agent with Farjestads (Swedish Elite League), May 24, 2000.								
Kariya, Paul	1995-03	LW - 9	606	300	369	669	213	+52
Selected by Anaheim in the first round (fourth overall) of the 1993 NHL Entry Draft. Became a free agent, July 1, 2003.								
Karpa, David	1995-98	D - 15/17/33	245	7	43	50	788	+5
Acquired from Quebec in exchange for a conditional selection in the 1997 NHL Entry Draft (fourth), Mar. 8, 1995. Traded to Carolina with a fourth-round selection in the 2000 NHL Entry Draft in exchange for Stu Grimson and Kevin Haller, Aug. 11, 1998.								
Karpov, Valeri	1994-97	RW - 11	76	14	15	29	32	-7
Selected by Anaheim in the third round (56th overall) of the 1993 NHL Entry Draft. Became a free agent, July 1, 1997.								
Kasatonov, Alexei	1993-94	D - 7	55	4	18	22	43	-8
Acquired in the 1993 NHL Expansion Draft from New Jersey. Traded to St. Louis in exchange for Maxim Bets and a sixth-round selection in the 1995 NHL Entry Draft, Mar. 21, 1994.								
Kilger, Chad	1995-96	C - 8	45	5	7	12	22	-2
Selected by Anaheim in the first round (fourth overall) of the 1995 NHL Entry Draft. Traded to Winnipeg with Oleg Tverdovsky and a third-round selection in the 1996 NHL Entry Draft in exchange for Teemu Selanne, Marc Chouinard and a fourth-round selection in the 1996 NHL Entry Draft, Feb. 7, 1996.								
King, Steven	1993-96	RW - 17/24	43	10	3	13	59	-8
Acquired in the 1993 NHL Expansion Draft from NY Rangers. Became a free agent, July 1, 1996.								
Kjellberg, Patric	2001-03	RW - 18	141	15	19	34	26	-18
Acquired from Nashville in exchange for Petr Tenkrat, Nov. 1, 2001. Became a free agent, July 1, 2003.								
Klee, Ken	2008	D - 2	3	0	0	0	4	+0
Acquired from Atlanta with Brad Larsen and Chad Painchaud in exchange for Mathieu Schneider, Sept. 26, 2008. Claimed off waivers by Phoenix on October 28, 2008.								
Knutson, Espen	1997-98	C - 47/21	19	3	0	3	6	-10
Acquired from Hartford in exchange for Kevin Brown, Oct. 1, 1996. Traded to Columbus in exchange for a fourth-round selection in the 2001 NHL Entry Draft, May 25, 2000.								
Kohn, Ladislav	1999-01	RW - 29	128	9	19	28	69	-32
Acquired from Atlanta in exchange for an eighth-round selection in the 2000 NHL Entry Draft, Sept. 27, 1999. Traded to Atlanta for Sergei Vyshedkevich and Scott Langkow, Feb. 9, 2001.								
Kondratiev, Maxim	2007-08	D - 20	4	0	0	0	0	-2
Acquired from NY Rangers in exchange for Petr Sykora and a fourth-round selection in the 2007 NHL Entry Draft, Jan. 8, 2006. Placed on waivers, Jan. 30, 2008.								
Konopka, Zenon	2005-06	C - 25	23	4	3	7	48	-4
Signed as a free agent, Sept. 1, 2004. Traded to Columbus with Curtis Glencross and a selection in either the 2007 or 2008 NHL Entry Draft in exchange for Mark Hartigan, Joe Motzko and a fourth-round selection in the 2007 NHL Entry Draft, Jan. 26, 2007.								
Krivokrasov, Sergei	2001-02	RW - 23	17	1	2	3	19	-1
Acquired from Minnesota in exchange for a seventh-round selection in the 2002 NHL Entry Draft and future considerations, Nov. 1, 2001. Became a free agent July 1, 2002.								
Krog, Jason	2002-04	C - 10	147	16	27	43	28	-3
Signed as a free agent, July 17, 2002. Became a free agent, July 1, 2004.								
Krygier, Todd	1994-96	LW - 25	95	20	39	59	80	-8
Acquired from Washington in exchange for a fourth-round selection in the 1996 NHL Entry Draft, Feb. 2, 1995. Traded to Washington in exchange for Mike Torchia, Mar. 8, 1996.								
Kunitz, Chris	2003-05 & 2005-09	LW - 38/14	313	81	111	192	297	+60
Signed as free agent, April 1, 2003. Claimed off waivers by Atlanta, October 4, 2005. Claimed off waivers from Atlanta October 18, 2005. Traded to Pittsburgh with Eric Tangradi in exchange for Ryan Whitney, February 26, 2009.								
Kurvers, Tom	1994-95	D - 24	22	4	3	7	6	-13
Acquired from NY Islanders in exchange for Troy Loney, June 29, 1994. Became a free agent, July 1, 1995.								
Kurri, Jari	1996-97	RW/C - 17	82	13	22	35	12	-13
Signed as a free agent, Aug. 14, 1996. Became a free agent, July 1, 1997.								
Ladouceur, Randy	1993-96	D - 29	188	4	16	20	157	+14
Acquired in the 1993 NHL Expansion Draft from Hartford. Retired from the NHL after the 1995-96 season.								
Lambert, Denny	1994-96 & 2001-02	LW - 42/27	119	3	16	19	272	+2
Signed as a free agent, Aug. 16, 1993. Became a free agent, July 1, 1996. Acquired from Atlanta in exchange for future considerations, July 2, 2001. Became a free agent, July 1, 2002.								
Lebeau, Stephan	1993-95	C - 47	60	14	20	34	26	+1
Acquired from Montreal in exchange for Ron Tugnutt, Feb. 20, 1994. Became a free agent, July 1, 1995.								

STATISTICS OF FORMER DUCKS

PLAYER	SEASONS	POS-NO.	GP	G	A	PTS	PIM	+/-
LeBoutillier, Peter	1996-98	RW - 52	35	2	1	3	176	-1
Selected by Anaheim in the sixth round (133rd overall) of the 1995 NHL Entry Draft. Became a free agent, July 1, 2000.								
LeClerc, Mike	1996-04	LW - 12	291	54	78	132	251	-43
Selected by Anaheim in the third round (55th overall) of the 1995 NHL Entry Draft. Traded to Phoenix in exchange for a conditional selection in the 2007 NHL Entry Draft, Aug. 23, 2005.								
Lilly, John	1993-96	RW - 48/27	23	3	8	11	13	+2
Signed as a free agent, Mar. 9, 1994. Became a free agent, July 1, 1996.								
Loach, Lonnie	1993-94	LW - 27	3	0	0	0	2	-2
Acquired in the 1993 NHL Expansion Draft from Los Angeles. Became a free agent, July 1, 1994.								
Loney, Troy	1993-94	LW - 24	62	13	6	19	88	-5
Acquired in the 1993 NHL Expansion Draft from Pittsburgh. Traded to the NY Islanders in exchange for Tom Kurvers, June 29, 1994.								
Marha, Josef	1997-99	C - 10	22	7	5	12	0	0
Acquired from Colorado in exchange for Warren Rychel and a conditional selection in the 1999 NHL Entry Draft, Mar. 24, 1998. Traded to Chicago in exchange for future considerations, Jan. 28, 1999.								
Marshall, Jason	1995-01 & 2005-06	D - 23/28/6	370	8	34	42	740	-26
Acquired from St. Louis in exchange for Bill Houlder, Aug. 29, 1994. Traded to Washington in exchange for Alexei Tezikov and a fourth-round selection in the 2001 NHL Entry Draft, Mar. 13, 2001. Signed as a free agent, Aug. 8, 2005. Became a free agent, July 1, 2006.								
Martensson, Tony	2003-04	C - 46	6	1	1	2	0	-2
Selected in the seventh round (224th overall) of the 2001 NHL Entry Draft. Signed as a free agent by Linkopings (Sweden), May 17, 2004.								
May, Brad	2007-09	LW - 24	95	3	7	10	94	+6
Acquired from Colorado in exchange Mike Wall, February 27, 2007. Traded to Toronto in exchange for a conditional sixth-round selection in the 2010 NHL Entry Draft, January 7, 2009.								
McDonald, Andy	2000-07	C - 11/19/48	391	92	167	259	162	+24
Signed as a free agent, Apr. 3, 2000. Traded to St. Louis in exchange for Doug Weight, Michel Birner and a seventh-round selection in the 2008 NHL Entry Draft, Dec. 14, 2007								
McInnis, Marty	1998-02	RW - 16	272	57	88	145	127	-53
Acquired from Chicago in exchange for a fourth-round selection in the 2000 NHL Entry Draft, Oct. 27, 1998. Traded to Boston in exchange for a third-round selection in the 2002 NHL Entry Draft, Mar. 5, 2002.								
McIver, Nathan	2008-09	D - 6	18	0	1	1	36	+2
Claimed off waivers from Vancouver, October 4, 2008. Traded to Vancouver in exchange for Mike Brown, Feb. 4, 2009.								
McKay, Scott	1993-94	C - 45	1	0	0	0	0	0
Signed as a free agent, Aug. 2, 1993. Became a free agent, July 1, 1995.								
McKenzie, Jim	1998-00	LW - 33	104	8	7	15	147	-23
Acquired from Phoenix in exchange for J.F. Jomphe, June 18, 1998. Claimed by Washington off NHL waivers Jan. 20, 2000.								
McSween, Don	1994-96	D - 39/6	37	3	9	12	43	+4
Signed as a free agent on Jan. 12, 1994. Became a free agent, July 1, 1996.								
Melin, Bjorn	2006-07	RW - 43	3	1	0	1	0	-1
Acquired from NY Islanders with Ben Guite in exchange for future Dave Roche, March 19, 2002. Signed with HV-71 of the Swedish Elite League, September 9, 2003. Signed as a free agent, May 31, 2006. Signed with HV-71 of the Swedish Elite League, April 27, 2007.								
Mikulchik, Oleg	1995-96	D - 44	8	0	0	0	4	-2
Signed as a free agent, July 28, 1995. Became a free agent, July 1, 1996.								
Miller, Drew	2006-09	LW - 18	53	6	9	15	23	-1
Selected by Anaheim in the sixth round (186th overall) of the 2003 NHL Entry Draft. Traded to Tampa Bay with a third-round selection in the 2010 NHL Entry Draft in exchange for Evgeny Artyukin, August 13, 2009.								
Miller, Kip	1999-00	C - 11	30	6	17	23	4	+1
Acquired from Pittsburgh in exchange for future considerations, Jan. 29, 2000. Became free agent on July 1, 2000.								
Mironov, Dmitri	1996-98	D - 15	128	18	64	82	192	+13
Acquired from Pittsburgh with Shawn Antoski in exchange for Alex Hicks and Fredrik Olausson, Nov. 19, 1996. Traded to Detroit in exchange for Jamie Pushor and a fourth-round selection in the 1998 NHL Entry Draft, Mar. 24, 1998.								
Moen, Travis	2005-09	LW - 32	261	22	23	45	331	-34
Acquired from Chicago in exchange for Mikael Holmqvist, July 30, 2005. Traded to San Jose with Kent Huskins in exchange for Nick Bonino, Timo Pielmeier and a conditional selection in the 2009 NHL Entry Draft, March 4, 2009.								
Montador, Steve	2008-09	D - 5	65	4	16	20	125	+14
Signed as a free agent, July 11, 2009. Traded to Boston for Petteri Nokelainen, March 4, 2009.								

STATISTICS OF FORMER DUCKS

PLAYER	SEASONS	POS-NO.	GP	G	A	PTS	PIM	+/-
Moran, Ian	2006-07	D - 18	1	0	0	0	0	-1
Signed as a free agent, Aug. 15, 2006. Signed with Eisbaren Berlin of the German Elite League, Jan. 25, 2007.								
Moro, Marc	1997-98	D - 37	1	0	0	0	0	0
Acquired from Ottawa with Ted Drury in exchange for Shaun Van Allen and Jason York, Oct. 1, 1996. Traded to Nashville with Chris Mason in exchange for Dominic Roussel, Oct. 5, 1998.								
Morrison, Brendan	2008-09	C/LW - 7	62	10	12	22	16	+0
Signed as a free agent, July 8, 2008. Claimed off waivers by Dallas, March 4, 2009.								
Motzko, Joe (playoffs only)	2006-07	RW - 46	3	0	0	0	0	+2
Acquired from Columbus with Mark Hartigan and a 2007 fourth-round selection in exchange for Curtis Glencross, Zenon Konopka and a seventh-round selection in the 2007 or 2008 NHL Entry Draft, Jan. 26, 2007. Became free agent, July 1, 2007.								
Mowers, Mark	2007	RW - 48/28	17	1	0	1	8	+0
Acquired from Boston in exchange for Nathan Saunders and Brett Skinner, Sept. 24, 2007. Became a free agent, Nov. 30, 2007.								
Nazarov, Andrei	2000-01	RW - 26	16	1	0	1	29	-9
Acquired from Calgary with a second-round selection in the 2001 NHL Entry Draft in exchange for Jordan Leopold, Sept. 26, 2000. Traded to Boston with Patrick Traverse in exchange for Samuel Pahlsson, Nov. 18, 2000.								
Niecker, Barry	1996-98	LW - 42	8	0	0	0	21	0
Signed as a free agent, Oct. 4, 1996. Became a free agent, July 1, 1998.								
Niedermayer, Rob	2003-09	LW/RW - 44	382	56	68	124	311	-32
Acquired from Calgary in exchange for Jean-Francois Dampousse and Mike Commodore, March 11, 2003. Became free agent on July 1, 2009.								
Nielsen, Jeff	1997-00	RW - 19	191	17	19	36	64	-9
Signed as a free agent, Aug. 11, 1997. Selected by Minnesota in the 2000 NHL Expansion Draft, June 23, 2000.								
Niemi, Antti-Jussi	2000-02	D - 4/40	29	1	1	2	22	-7
Acquired from Ottawa with Ted Donato in exchange for Patrick Lalime, June 18, 1999. Signed with Jokerit Helsinki (Finnish Elite League), August 13, 2002.								
Nikulin, Igor	1996-97	RW - 21	1	0	0	0	0	0
Selected by Anaheim in the fifth round (107th overall) of the 1995 NHL Entry Draft. Became a free agent, July 1, 1999.								
Norris, Dwayne	1995-96	RW - 28	3	0	1	1	2	0
Signed as a free agent, Nov. 3, 1995. Became a free agent, July 1, 1996.								
Oates, Adam	2002-03	C - 77	67	9	36	45	16	-1
Signed as a free agent, July 1, 2002. Became a free agent, July 1, 2003.								
O'Brien, Shane	2006-07	D - 37	62	2	12	14	140	+5
Selected by Anaheim in the eighth round (250th overall) of the 2003 NHL Entry Draft. Traded to Tampa Bay with a third-round selection in the 2007 NHL Entry Draft in exchange for Gerald Coleman and a first-round selection in the 2007 NHL Entry Draft, Feb. 24, 2007.								
O'Connor, Myles	1993-94	D - 44	5	0	1	1	6	0
Signed as a free agent, July 22, 1993. Became a free agent, July 1, 1995.								
Oksiuta, Roman	1995-97	RW - 28/10	42	13	12	25	31	-10
Acquired from Vancouver in exchange for Mike Sillinger, Mar. 15, 1996. Traded to Pittsburgh in exchange for Richard Park, Mar. 18, 1997.								
Olausson, Fredrik	1995-96, 1998-00 & 2002-03	D - 2/4 244		37	90	127	112	+6
Acquired from waivers from Edmonton, Jan. 16, 1996. Traded to Pittsburgh with Alex Hicks in exchange for Shawn Antoski and Dmitri Mironov, Nov. 19, 1996. Signed as a free agent, Aug. 28, 1998. Retired from the NHL, Apr. 10, 2000. Signed as a free agent, July 12, 2002. Became a free agent, July 1, 2003.								
O'Sullivan, Chris	2002-03	D - 37	2	0	1	1	0	0
Signed as a free agent, July 20, 2002. Became a free agent, July 1, 2003.								
Ozolinsh, Sandis	2003-06	D - 8	84	13	27	40	48	-1
Acquired from Florida with Lance Ward in exchange for Pavel Trnka, Matt Cullen and a fourth-round selection in the 2003 NHL Entry Draft, Jan. 30, 2003. Traded to NY Rangers in exchange for a third-round selection in the 2006 NHL Entry Draft, Mar. 9, 2006.								
Pahlsson, Samuel	2000-09	C - 26	527	51	90	141	252	-40
Acquired from Boston in exchange for Patrick Traverse and Andrei Nazarov, November 18, 2000. Traded to Chicago with Logan Stephenson and a conditional fourth-round selection in the 2009 NHL Entry Draft in exchange for James Wisniewski and Petri Kontiola, March 4, 2009.								
Park, Richard	1997-98	C - 32	26	1	3	4	18	-3
Acquired from Pittsburgh in exchange for Roman Oksiuta, Mar. 18, 1997. Became a free agent, July 1, 1998.								
Parssinen, Timo	2001-02	C - 29	17	0	3	3	2	0
Selected by Anaheim in the fourth round (102nd overall) of the 2001 NHL Entry Draft. Signed with HIFK Helsinki of the Finnish Elite League, April 25, 2002								
Penner, Dustin	2005-07	LW - 76/17	101	33	19	52	72	+1
Signed as a free agent, May 12, 2004. Signed as a restricted free agent by Edmonton, Aug. 2, 2007.								

STATISTICS OF FORMER DUCKS

PLAYER	SEASONS	POS-NO.	GP	G	A	PTS	PIM	+/-
Plavsic, Adrian	1996-97	D - 25	6	0	0	0	2	-5
Signed as a free agent, Aug. 27, 1996. Became a free agent, July 1, 1997.								
Popovic, Mark	2004	D - 33	1	0	0	0	0	0
Selected by Anaheim in the second round (35th overall) of the 2001 NHL Entry Draft. Traded to Atlanta in exchange for Kip Brennan, Aug. 25, 2005.								
Pronger, Chris	2006-09	D - 25	220	36	114	150	285	+26
Acquired from Edmonton in exchange for Joffrey Lupul, Ladislav Smid, a first-round selection in the 2007 NHL Entry Draft, a conditional first-round selection and a second-round selection in the 2008 NHL Entry Draft, July 3, 2006. Traded to Philadelphia with Ryan Dingle for Joffrey Lupul, Luca Sbisa, a first-round selection in the 2009 NHL Entry Draft, a first-round selection in the 2010 NHL Entry Draft, and a conditional third-round selection in the 2010 or 2011 NHL Entry Draft.								
Pronger, Sean	1996-98	C - 54/10	108	12	23	35	56	-3
Signed as a free agent, Jan. 14, 1995. Traded to Pittsburgh in exchange for Patrick Lalime, Mar. 24, 1998.								
Prospal, Vaclav	2003-04	LW - 40	82	19	35	54	54	-9
Signed as a free agent, July 17, 2003. Traded to Tampa Bay in exchange for a second-round selection in the 2005 NHL Entry Draft, Aug. 16, 2004.								
Pushor, Jamie	1997-99	D - 4	80	1	4	5	122	-19
Acquired from Detroit with a fourth-round selection in the 1998 NHL Entry Draft in exchange for Dmitri Mironov, Mar. 24, 1998. Selected by Atlanta in the 1999 NHL Expansion Draft, June 25, 1999.								
Reichert, Craig	1996-97	RW - 51	3	0	0	0	0	-2
Selected in the third round (67th overall) of the 1994 NHL Entry Draft. Became a free agent, July 1, 1999.								
Rome, Aaron	2006-07	D - 34	1	0	0	0	0	-1
Signed as a free agent, June 7, 2004. Traded to Columbus with Clay Wilson in exchange for Geoff Platt and Bruno St. Jacques, Nov. 15, 2007.								
Ronnqvist, Jonas	2000-01	RW - 22	38	0	4	4	14	-7
Selected in the fourth round (98th overall) of the 2000 NHL Entry Draft. Signed with Lulea HF of the Swedish Elite League, April 25, 2002.								
Rucchin, Steve	1994-04	C - 20	616	153	279	432	140	+28
Selected by Anaheim in the first round (second overall) of the 1994 NHL Supplemental Draft. Traded to NY Rangers in exchange for Trevor Gillies and a conditional selection in the 2007 NHL Entry Draft, Aug. 25, 2005.								
Rychel, Warren	1996-98	LW - 16	133	15	13	28	416	-4
Signed as a free agent, July 23, 1996. Traded to Colorado in exchange for Josef Marha and a conditional selection in the 1999 NHL Entry Draft, Mar. 24, 1998.								
Sacco, David	1994-96	LW/C - 12	31	4	12	16	18	-2
Acquired from Toronto in exchange for Terry Yake, Sept. 27, 1995. Became a free agent, July 1, 1996.								
Sacco, Joe	1993-98	RW - 14	333	62	68	130	183	-18
Acquired in the 1993 NHL Expansion Draft from Toronto. Traded to NY Islanders with J.J. Daigneault and Mark Janssens in exchange for Travis Green, Doug Houda and Tony Tuzzolino, Feb. 6, 1998.								
St. Jacques, Bruno	2005	D - 7	1	1	0	1	0	+1
Acquired from Carolina in exchange for Craig Adams, Oct. 5, 2005. Traded to Chicago with Pierre Parenteau in exchange for Sebastian Caron, Matt Keith and Chris Durno, Dec. 28, 2006.								
Salei, Ruslan	1996-2006	D - 24	594	26	79	105	735	-3
Selected by Anaheim in the first round (ninth overall) of the 1996 NHL Entry Draft. Became a free agent, July 1, 2006.								
Sandstrom, Tomas	1997-99	RW - 17	135	24	25	49	106	-30
Signed as a free agent, Aug. 1, 1997. Became a free agent, July 1, 1999.								
Sauer, Kurt	2002-04	D - 34	135	2	6	8	106	-31
Signed as a free agent, June 6, 2002. Traded to Colorado with a fourth-round selection in the 2005 NHL Entry Draft in exchange for Martin Skoula, Feb. 21, 2004.								
Sawyer, Kevin	2000-03	LW - 46/25	97	3	3	6	363	-11
Signed as a free agent, July 13, 2000. Became a free agent, July 1, 2003.								
Schastlivy, Petr	2004	LW - 27	22	2	0	2	4	-3
Acquired from Ottawa in exchange for Todd Simpson, Feb. 4, 2004. Became a free agent, July 1, 2004.								
Semenov, Anatoli	1993-95/96	C - 19/93	76	15	32	47	26	-18
Acquired in the 1993 NHL Expansion Draft from Vancouver. Traded to Philadelphia in exchange for Milos Holan, Mar. 5, 1995. Re-acquired from Philadelphia with the rights to Mike Crowley in exchange for the rights to Brian Wesenberg, Mar. 19, 1996. Became a free agent, July 1, 1996.								
Severson, Cam	2002-04	LW - 14/17	33	3	0	3	58	-3
Signed as a free agent, Aug. 22, 2002. Became a free agent, July 1, 2004.								
Severyn, Brent	1997-98	RW - 22	37	1	3	4	133	-3
Acquired in the 1997 NHL Waiver Draft from Colorado. Became a free agent, July 1, 1998.								
Shannon, Ryan	2006-07	C - 38	53	2	9	11	10	-2
Signed as a free agent, Nov. 28, 2005. Traded to Vancouver in exchange for Jason King and a conditional third-round selection in the 2009 NHL Entry Draft, June 23, 2007.								

STATISTICS OF FORMER DUCKS

PLAYER	SEASONS	POS-NO.	GP	G	A	PTS	PIM	+/-
Sillinger, Mike	1994-96	C - 26	77	15	26	41	38	-19
Acquired from Detroit with Jason York in exchange for Stu Grimson and Mark Ferner, Apr. 4, 1995. Traded to Vancouver in exchange for Roman Oksiuta, Mar. 15, 1996.								
Simpson, Todd	2003-04	D - 2	46	4	3	7	105	-6
Acquired in the 2003 NHL Waiver Draft from Phoenix. Traded to Ottawa in exchange for Petr Schastlivy, Feb. 5, 2004.								
Skalde, Jarrod	1993-94	C - 10	20	5	4	9	10	-3
Acquired in the 1993 NHL Expansion Draft from New Jersey. Traded to Calgary in exchange for Bobby Marshall, Oct. 30, 1995.								
Skoula, Martin	2003-04	D - 14	21	2	7	9	2	+2
Acquired from Colorado in exchange for Kurt Sauer and a fourth-round selection in the 2005 NHL Entry Draft, Feb. 21, 2004. Became a free agent, Aug. 1, 2005.								
Smirnov, Alexei	2002-03	LW - 22	52	3	3	6	20	-1
Selected by Anaheim in the first round (12th overall) of the 2000 NHL Entry Draft. Became a free agent, Aug. 1, 2005.								
Stevenson, Jeremy	1995-98	LW - 40	53	3	6	9	127	-4
Selected by Anaheim in the 11th round (262nd overall) of the 1994 NHL Entry Draft. Became a free agent on July 1, 2000.								
Sutherby, Brian	2007-08	C/LW - 17	62	3	4	7	76	+4
Acquired from Washington in exchange for a second-round selection in the 2009 NHL Entry Draft, November 19, 2007. Traded to Dallas in exchange for David McIntyre and a conditional sixth-round selection in the 2010 NHL Entry Draft, December 14, 2008.								
Sweeney, Tim	1993-95	C/LW - 8	91	17	28	45	51	0
Acquired in the 1993 NHL Expansion Draft from Boston. Released, Apr. 9, 1995.								
Sykora, Petr	2002-06	RW - 39	197	64	67	131	86	-15
Acquired from New Jersey with Mike Commodore, Jean-Francois Dampousse and Igor Pohanka in exchange for Jeff Friesen, Oleg Tverdovsky and Maxim Balmochnykh, July 6, 2002. Traded to NY Rangers with a fourth-round selection in the 2007 NHL Entry Draft in exchange for Maxim Kondratiev, Jan. 8, 2006.								
Tenkrat, Petr	2000-02	RW - 18	55	5	9	14	22	-17
Selected by Anaheim in the eighth round (230th overall) of the 1999 NHL Entry Draft. Traded to Nashville in exchange for Patric Kjellberg, Nov. 1, 2001.								
Thomas, Steve	2002-03	RW - 32	12	10	3	12	2	+10
Acquired from Chicago in exchange for a fifth-round selection in the 2003 NHL Entry Draft, Mar. 11, 2003. Became a free agent, July 1, 2003.								
Thomson, Jim	1993-95	RW - 33	6	0	0	0	5	0
Acquired in the 1993 NHL Expansion Draft from Los Angeles. Became a free agent, July 1, 1995.								
Thornton, Shawn	2006-07	RW - 45	48	2	7	9	88	+3
Signed as a free agent, July 12, 2006. Became a free agent, July 1, 2007.								
Titov, German	2000-02	LW - 13	137	22	25	47	97	-17
Signed as a free agent, July 1, 2000.								
Todd, Kevin	1996-98	C - 12	92	13	28	41	56	-12
Claimed on waivers from Pittsburgh, Oct. 4, 1996. Became a free agent, July 1, 1998.								
Traverse, Patrick	2000-01	D - 3	15	1	0	1	6	-6
Acquired from Ottawa in exchange for Joel Kwiatkowski, June 12, 2000. Traded to Boston with Andrei Nazarov in exchange for Samuel Pahlsson, Nov. 18, 2000.								
Trebil, Dan	1996-99	D - 34	56	3	4	7	25	-5
Signed as a free agent, Mar. 23, 1996. Traded to Pittsburgh in exchange for a fifth-round selection in the 2000 Entry Draft, Mar. 14, 2000.								
Trepanier, Pascal	1998-01	D - 27	139	8	12	20	175	-10
Acquired in the 1998 NHL Waiver Draft from Colorado. Became a free agent, July 1, 2001.								
Trnka, Pavel	1997-03	D - 7	322	11	47	58	248	-13
Selected by Anaheim in the fifth round (106th overall) of the 1994 NHL Entry Draft. Traded to Florida with Matt Cullen and a fourth-round selection in the 2003 NHL Entry Draft in exchange for Sandis Ozolins and Lance Ward, Jan. 30, 2003.								
Tsulygin, Nikolai	1996-97	D - 22	22	0	1	1	8	-5
Selected by Anaheim in the second round (30th overall) of the 1993 NHL Entry Draft. Signed with Salavat Yulayev (Russian Elite League), May, 1998.								
Tverdovsky, Oleg	1994-96 & 1999-02	D - 10	324	45	125	170	142	-12
Selected by Anaheim in the first round (second overall) of the 1994 NHL Entry Draft. Traded to Winnipeg with Chad Kilger and a third-round selection in exchange for Teemu Selanne, Marc Chouinard and a fourth-round selection, Feb. 7, 1996. Re-acquired from Phoenix in exchange for Travis Green and a first-round selection in the 1999 NHL Entry Draft, June 26, 1999. Traded to New Jersey with Jeff Friesen and Maxim Balmochnykh in exchange for Petr Sykora, Mike Commodore, J.F. Dampousse and Igor Pohanka, July 6, 2002.								
Tuzzolino, Tony	1997-98	RW - 36	1	0	0	0	2	-2
Acquired from NY Islanders with Doug Houda and Travis Green in exchange for J.J. Daigneault, Mark Janssens and Joe Sacco, Feb. 6, 1998. Became a free agent, July 1, 2000.								
Valk, Garry	1993-97	LW - 18	246	40	52	92	312	+10
Acquired in the 1993 NHL Waiver Draft from Vancouver. Traded to Pittsburgh in exchange for J.J. Daigneault, Feb. 21, 1997.								
Van Allen, Shaun	1993-96	C - 22	174	24	63	87	137	+9
Signed as a free agent, July 22, 1993. Traded to Ottawa with Jason York in exchange for Ted Drury and Marc Moro, Oct. 1, 1996.								

STATISTICS OF FORMER DUCKS

PLAYER	SEASONS	POS-NO.	GP	G	A	PTS	PIM	+/-
Valicevic, Rob	2002-03	RW - 38	10	1	0	1	2	+1
Signed as a free agent, July 24, 2002. Became a free agent, July 1, 2003.								
Van Impe, Darren	1994-97	D - 48/29	110	6	25	31	112	+1
Acquired from NY Islanders in exchange for a ninth-round selection in the 1995 NHL Entry Draft, Sept. 2, 1994. Claimed on waivers by Boston, Nov. 26, 1997.								
Vishnevski, Vitaly	1999-06	D - 5	416	11	37	48	403	-11
Selected in the first round (fifth overall) of the 1998 NHL Entry Draft. Traded to Atlanta in exchange for Karl Stewart, a second-round selection in the 2007 NHL Entry Draft and a conditional selection, Aug. 17, 2006.								
Ward, Ed	1999-00	RW - 33	8	1	0	1	15	-2
Acquired from Atlanta in exchange for future considerations, Mar. 14, 2000. Traded to New Jersey for a seventh-round selection in the 2001 NHL Entry Draft, June 12, 2000.								
Ward, Lance	2003-04	D - 4	75	0	5	5	137	-3
Acquired from Florida with Sandis Ozolinsh in exchange for Pavel Trnka, Matt Cullen and a fourth-round selection in the 2003 NHL Entry Draft, Jan. 30, 2003. Became a free agent, Aug. 1, 2005.								
Weight, Doug	2007-08	C - 39	38	6	8	14	20	0
Acquired from St. Louis with Michel Birner and a seventh-round selection in the 2008 NHL Entry Draft in exchange for Andy McDonald, Dec. 14, 2007. Became a free agent, July 1, 2008.								
Williams, David	1993-95	D - 4	77	7	17	24	68	+3
Acquired in the 1993 NHL Expansion Draft from San Jose. Became a free agent, July 1, 1995.								
Wren, Bob	1997-01	C - 50/37	4	0	0	0	0	-1
Signed as a free agent Oct. 23, 1996. Became a free agent, July 1, 2001								
Wright, Tyler	2005-06	C - 28	25	2	2	4	31	+2
Acquired from Columbus with Francois Beauchemin in exchange for Sergei Fedorov and a fifth-round selection in the 2006 NHL Entry Draft, Nov. 15, 2005. Bought out of contract in June 2006.								
Yake, Terry	1993-94	C - 25	82	21	31	52	44	+2
Acquired in the 1993 NHL Expansion Draft from Hartford. Traded to Toronto in exchange for David Sacco, Sept. 28, 1994.								
York Jason	1995-96 & 2001-02	D - 3/33	168	8	49	57	160	-14
Acquired from Detroit with Mike Sillinger in exchange for Stu Grimson and Mark Ferner, Apr. 4, 1995. Traded to Ottawa with Shaun Van Allen in exchange for Ted Drury and Marc Moro, Oct. 1, 1996. Signed as a free agent July 3, 2001. Traded to Nashville in exchange for future considerations, Oct. 23, 2002.								
Young, Scott	1997-98	RW - 48	73	13	20	33	22	-13
Acquired from Colorado in exchange for a third-round selection in the 1998 NHL Entry Draft, Sept. 17, 1997. Became a free agent, July 1, 1998.								

GOALTENDERS

PLAYER	SEASONS	POS-NO.	GP	MIN	GA	GAA	RECORD	SV%
Askey, Tom	1997-99	G - 35	7	273	12	2.64	0-1-2	.894
Selected by Anaheim in the eighth round (186th overall) of the 1993 NHL Entry Draft. Became a free agent on July 1, 2000.								
Bryzgalov, Ilya	2001-07	G - 30	69	3623	150	2.48	26-23-8	.909
Selected by Anaheim in the second round (44th overall) of the 2000 NHL Entry Draft. Placed on waivers on Nov. 16, 2007.								
Caron, Sebastien	2006-07	G - 29	2	88	2	1.36	1-0-0	.935
Acquired from Chicago with Matt Keith and Chris Durno in exchange for Bruno St. Jacques and Pierre Parenteau, Dec. 28, 2006. Became a free agent, July 1, 2007.								
Gerber, Martin	2002-04	G - 29	54	2901	103	2.13	17-23-7	.923
Selected by Anaheim in the eighth round (232nd overall) of the 2001 NHL Entry Draft. Traded to Carolina in exchange for Tomas Malec and a third-round selection, June 18, 2004.								
Hebert, Guy	1993-01	G - 31	441	25206	1155	2.75	173-202-53	.911
Acquired in the 1993 NHL Expansion Draft from St. Louis. Placed on waivers, Mar. 5, 2001.								
Naumenko, Gregg	2000-02	G - 1	2	70	7	6.00	0-1-0	.759
Signed as a free agent, Mar. 31, 1999. Became a free agent, July 1, 2002.								
O'Neill, Mike	1996-97	G - 1	1	31	3	5.81	0-0-0	.700
Signed as a free agent, July 28, 1995. Became a free agent, July 1, 1997.								
Roussel, Dominic	1998-01	G - 30	51	2525	120	2.85	12-15-9	.901
Acquired from Nashville in exchange for Chris Mason and Marc Moro, Oct. 5, 1998. Placed on waivers, Jan. 7, 2001.								
Shields, Steve	2001-02	G - 31	33	1777	79	2.67	9-20-2	.907
Acquired from San Jose with Jeff Friesen and future considerations for Teemu Selanne, Mar. 5, 2001. Traded to Boston in exchange for a third-round selection in the 2003 NHL Entry Draft, June 25, 2002.								
Shtalenkov, Mikhail	1993-98	G - 35	122	6119	320	3.14	34-53-11	.897
Selected by Anaheim in the fifth round (108th overall) of the 1993 NHL Entry Draft. Selected by Nashville in the 1998 NHL Expansion Draft.								
Tugnutt, Ron	1993-94	G - 1	28	1520	76	3.00	10-15-1	.908
Acquired in the 1993 NHL Expansion Draft from Edmonton. Traded to Montreal in exchange for Stephan Lebeau, Feb. 20, 1994.								
Wall, Michael	2006-07	G - 31	4	202	10	2.97	2-2-0	.877
Signed as a free agent, Sept. 29, 2005. Traded to Colorado in exchange for Brad May, Feb. 7, 2007.								



2009 first-round draft pick Peter Holland

ENTRY DRAFTS

2009 NHL ENTRY DRAFT (Montreal, Quebec)

Round	Overall	Selection	Pos.	Club
1	15	Peter Holland	C	Guelph (OHL)
1	26	Kyle Palmieri	C	U.S. National U-18 (USDP)
2	37	Matthew Clark	D	Brampton (OHL)
3	76	Igor Bobkov	G	Magnitogorsk 2 (Russia-3)
4	106	Sami Vatanen	D	Jyvaskyla Jr. (Finland-Jr.)
5	136	Radoslav Illo	RW	Tri-City (USHL)
6	166	Scott Valentine	D	Oshawa (OHL)

2008 NHL ENTRY DRAFT (Ottawa, Ontario)

Round	Overall	Selection	Pos.	Club
1	17	Jake Gardiner	D	Minnertonka (MSHSL)
2	35	Nicolas Deschamps	C	Chicoutimi (QMJHL)
2	39	Eric O'Dell	C	Sudbury (OHL)
2	43	Justin Schultz	D	Westside (BCHL)
3	71	Josh Brittain	LW	Kingston (OHL)
3	83	Marco Cousineau	G	Baie-Comeau (QMJHL)
3	85	Brandon McMillan	C	Kelowna (WHL)
4	113	Ryan Hegarty	C	U.S. National U-18 (USDP)
5	143	Stefan Warg	D	Vasteras Jr. (Sweden)
7	208	Nick Pryor	D	U.S. National U-18 (USDP)

2007 NHL ENTRY DRAFT (Columbus, Ohio)

Round	Overall	Selection	Pos.	Club
1	19	Logan MacMillan	C	Halifax (QMJHL)
2	42	Eric Tangradi	C	Belleville (OHL)
3	63	Maxime Macenauer	C	Rouyn-Noranda (QMJHL)
4	92	Justin Vaive	LW	U.S. Nat'l U-18 (USA)
4	93	Steven Kampffer	D	University of Michigan (CCHA)
4	98	Sebastien Stefaniszin	G	Eisbaren Berlin (Germany)
4	121	Mattias Modig	G	Lulea HF (Sweden)
5	151	Brett Morrison	C	Prince Edward Island (QMJHL)

2006 NHL ENTRY DRAFT (Vancouver, British Columbia)

Round	Overall	Selection	Pos.	Club
1	19	Mark Mitera	D	University of Michigan (CCHA)
2	38	Bryce Swan	C	Halifax (QMJHL)
3	83	John de Gray	D	Brampton (OHL)
4	112	Matt Beleskey	LW	Belleville (OHL)
6	172	Petteri Wirtanen	C	HPK (Finland)

2005 NHL ENTRY DRAFT (Ottawa, Ontario)

Round	Overall	Selection	Pos.	Club
1	2	Bobby Ryan	LW	Owen Sound (OHL)
2	31	Brendan Mikkelson	RW	Portland (WHL)
3	63	Jason Bailey	RW	U.S. National U-18 (USDP)
5	127	Bobby Bolt	LW	Kingston (OHL)
5	141	Brian Salcido	D	Colorado College (WCHA)
7	197	Jean-Philippe Levasseur	G	Rouyn Noranda (QMJHL)

2004 NHL ENTRY DRAFT (Raleigh, North Carolina)

Round	Overall	Selection	Pos.	Club
1	9	Ladislav Smid	D	HC Liberec (Czech)
2	39	Jordan Smith	D	Sault-Ste. Marie (OHL)
3	74	Kyle Klubertanz	D	Green Bay (USHL)
3	75	Tim Brent	C	Toronto St. Mike's (OHL)
6	172	Matt Auffrey	RW	U.S. National U-18 (USDP)
7	203	Gabriel Bouthillette	G	Gatineau (QMJHL)
8	236	Matt Christie	C	Miami University (CCHA)
9	269	Janne Pesonen	F	Karpat Oulu (Finland)

2003 NHL ENTRY DRAFT (Nashville, Tennessee)

Round	Overall	Selection	Pos.	Club
1	19	Ryan Getzlaf	C	Calgary (WHL)
1	28	Corey Perry	RW	London (OHL)
3	86	Shane Hynes	RW	Cornell (ECAC)
3	90	Juha Alen	D	Northern Michigan (CCHA)
4	119	Nathan Saunders	D	Moncton (QMJHL)
6	186	Drew Miller	LW	River City (USHL)
7	218	Dirk Southern	C	Northern Michigan (NCAA)
8	250	Shane O'Brien	D	Toronto St. Mike's (OHL)
9	280	Ville Mantymaa	D	Tappara Tampere (Finland)

DUCKS ALL-TIME DRAFT PICKS

2002 NHL ENTRY DRAFT (Toronto, Ontario)

Round	Overall	Selection	Pos.	Club
1	7	Joffrey Lupul	C/RW	Medicine Hat (WHL)
2	37	Tim Brent	C	Toronto-St. Mike's (OHL)
3	71	Brian Lee	D	Erie (OHL)
4	103	Joonas Vihko	C/W	HIFK Helsinki (Finland)
5	140	George Davis	RW	Cape Breton (QMJHL)
6	173	Luke Fritshaw	D	Prince Albert (WHL)
7		No selection - traded to Minnesota		
8		No selection - traded to Atlanta		
9	261	Francois Caron	D	Moncton (QMJHL)
9	267	Chris Petrow	D	Oshawa (OHL)

2001 NHL ENTRY DRAFT (Sunrise, Florida)

Round	Overall	Selection	Pos.	Club
1	5	Stanislav Chistov	LW	Omsk (Russia)
2	35	Mark Popovic	D	Toronto (OHL)
3	66	Joel Stepp	C	Red Deer (WHL)
4	102	Timo Parssinen	LW	HPK (Finland)
4	105	Vladimir Korsunov	D	Spartak (Russia)
4	118	Brandon Rodgers	D	Hotchkiss (H.S.)
5	137	Joel Perreault	C/LW	Baie-Comeau (QMJHL)
6	170	Jan Tabacek	D	HC Martin (Slovakia)
7	224	Tony Martensson	C	Brynas (Sweden)
8	232	Martin Gerber	G	Langnau (Switzerland)
9	264	Pierre Parenteau	C	Chicoutimi (QMJHL)

2000 NHL ENTRY DRAFT (Calgary, Alberta)

Round	Overall	Selection	Pos.	Club
1	12	Alexei Smirnov	LW/RW	Dynamo (Russia)
2	44	Ilya Bryzgalov	G	Lada Togliatti (Russia)
3		No Selection - traded to Montreal		
4	98	Jonas Ronnqvist	RW	Lulea HF (Sweden)
5	134	Peter Podhradsky	D	HC Slovan (Slovakia)
5	153	Bill Cass	D	Boston College (Hockey East)
6		No Selection - traded to Toronto		
7		No Selection - traded to Toronto		
8		No Selection - traded to Atlanta		
9		No Selection - traded to Pittsburgh		

1999 NHL ENTRY DRAFT (Boston, Massachusetts)

Round	Overall	Selection	Pos.	Club
1		No selection - traded to Phoenix		
2	44	Jordan Leopold	D	Univ. of Minn. (WCHA)
3	83	Niclas Havelid	D	Malmö (Sweden)
4	105	Alexandr Chagodayev	C	HC Moscow (Russia)
5	141	Maxim Rybin	LW	Spartak (Russia)
6	173	Jan Sandstrom	D	AIK Solna (Sweden)
7		No selection - traded to Ottawa		
8	230	Petr Tenkrat	RW	HC Velvana (Czech. Rep.)
9	258	Brian Gornick	C	USAFA (NCAA)

1998 NHL ENTRY DRAFT (Buffalo, New York)

Round	Overall	Selection	Pos.	Club
1	5	Vitaly Vishnevski	D	Yaroslavl 2 (Russia)
2	32	Stephen Peat	D	Red Deer (WHL)
3		No selection - traded to Colorado		
4	112	Viktor Wallin	D	HV-71 (Sweden)
5		No selection - compensation awarded to Calgary		
6	150	Trent Hunter	RW	Prince George (WHL)
7	178	Jesse Fibiger	D	Minn.-Duluth (WCHA)
8	205	David Bernier	RW	Quebec (QMJHL)
9	233	Pelle Prestberg	LW	Farjestad (Sweden)
9	245	Andreas Andersson	G	HV-71 (Sweden)

1997 NHL ENTRY DRAFT (Pittsburgh, Pennsylvania)

Round	Overall	Selection	Pos.	Club
1	18	Michael Holmqvist	C	Djugarden (Sweden)
2	45	Maxim Balmochnykh	LW	Lada Togliatti (Russia)
3	72	Jay Legault	LW	London (OHL)
4		No selection - traded to Colorado		
5	125	Luc Vaillancourt	G	Beauport (QMJHL)
6		No selection - traded to Tampa Bay		
7	178	Tony Mohagen	LW	Seattle (WHL)
7	181	Mat Snedrud	D	North Iowa (Jr. A)
8	209	Rene Stussi	C	Thurgau (Europe)
9	235	Tommi Degerman	C	Boston University (Hockey East)

1996 NHL ENTRY DRAFT (St. Louis, Missouri)

Round	Overall	Selection	Pos.	Club
1	9	Ruslan Salei	D	Las Vegas (IHL)
2	35	Matt Cullen	C	St. Cloud State (WCHA)
3		No selection - traded to Phoenix		
4		No selection - traded to Washington		
5	113	Brendan Buckley	D	Boston College (H.E.)
6	149	Blaine Russell	G	Prince Albert (WHL)
7	165	Timo Ahmaoja	D	Jyht (Finland)
8	198	Kevin Kellett	D	Prince Albert (WHL)
9	224	Tobias Johansson	W	Malmö (Sweden Jr.)

1995 NHL ENTRY DRAFT (Edmonton, Alberta)

Round	Overall	Selection	Pos.	Club
1	4	Chad Kilger	C	Kingston (OHL)
2	29	Brian Wesenberg	RW	Guelph (OHL)
3	55	Mike Leclerc	LW	Brandon (WHL)
4		No selection - traded to Quebec		
5	107	Igor Nikulin	RW	Cherepovets (CIS)
6	133	Peter Leboutillier	RW	Red Deer (WHL)
7	159	Mike LaPlante	D	Calgary (Tier II)
8	185	Igor Karpenko	G	Sokol (MHL)
9		No selection - traded to N.Y. Islanders		

DUCKS ALL-TIME DRAFT PICKS

1994 NHL ENTRY DRAFT (Hartford, Connecticut)

Round	Overall	Selection	Pos.	Club
1	2	Oleg Tverdovsky	D	Krylja (CIS)
2	28	Johan Davidsson	C/W	HV-71 Jonkoping (Sweden)
3	67	Craig Reichert	RW	Red Deer (WHL)
4	80	Byron Briske	D	Red Deer (WHL)
5	106	Pavel Trnka	D	Skoda Plzen (Czech)
6	132	Jon Battaglia	LW	Caledon (Jr. A)
7	158	Rocky Welsing	D	Wisconsin (USHL)
8	184	Brad Englehart	C	Kimball Union (H.S.)
9		No selection - traded to Ottawa		
10	236	Tommi Miettinen	C/W	Kalpa (Finland)
11	262	Jeremy Stevenson	LW	S. Ste. Marie (OHL)

1993 NHL ENTRY DRAFT (Quebec City, Quebec)

Round	Overall	Selection	Pos.	Club
1	4	Paul Kariya	LW	Maine (Hockey East)
2	30	Nikolai Tsulygin	D	Salavat Yulayev (CIS)
3	56	Valeri Karpov	RW	Traktor (CIS)
4	82	Joel Gagnon	G	Oshawa (OHL)
5	108	Mikhail Shtalenkov	G	Milwaukee (IHL)
6	134	Antti Aalto	C	TPS Turku (Finland)
7	160	Matt Peterson	D	Osseo (H.S.)
8	186	Tom Askey	G	Ohio State (CCHA)
9	212	Vitali Kozel	C	Dynamo (CIS)
10	238	Anatoli Fedotov	D	Moncton (AHL)
11	264	David Penney	LW	Worcester Acad. (H.S.)

SUPPLEMENTAL DRAFTS

1994 NHL SUPPLEMENTAL DRAFT (Hartford, Connecticut)

Round	Overall	Player	Pos.	Club
1	2	Steve Rucchin	C	W. Ontario (OUAA)

1993 NHL SUPPLEMENTAL DRAFT (Quebec City, Quebec)

Round	Overall	Player	Pos.	Club
1	5	Pat Thompson	D	Brown U. (ECAC)

EXPANSION DRAFT

1993 NHL EXPANSION DRAFT (Quebec City, Quebec)

Goaltenders

Pick	Player	NHL Club
2	Guy Hebert	St. Louis
3	Glenn Healy	N.Y. Islanders
6	Ron Tugnutt	Edmonton

Defensemen

Pick	Player	NHL Club
2	Alexei Kasatonov	New Jersey
3	Sean Hill	Montreal
5	Bill Houlder	Buffalo
8	Bobby Dollas	Detroit
10	Randy Ladouceur	Hartford
11	David Williams	San Jose
13	Dennis Vial	Tampa Bay
16	Mark Ferner	Ottawa

Forwards

Pick	Player	NHL Club
1	Steven King	N.Y. Rangers
4	Tim Sweeney	Boston
6	Troy Loney	Pittsburgh
7	Stu Grimson	Chicago
9	Terry Yake	Hartford
12	Jarrod Skalde	New Jersey
14	Bob Corkum	Buffalo
15	Anatoli Semenov	Vancouver
17	Joe Sacco	Toronto
20	Lonnie Loach	Los Angeles
22	Jim Thomson	Los Angeles
23	Trevor Halverson	Washington
25	Robin Bawa	San Jose

RECORDS



ANAHEIM DUCKS INDIVIDUAL RECORDS
MOST GOALS

Career.....	352	Teemu Selanne, 1995-96 through 2000-01, 2005-06 through 2008-09
Season.....	52	Teemu Selanne, 1997-98 (right wing position)
by a Left Wing.....	50	Paul Kariya, 1995-96
by a Center.....	34	Andy McDonald, 2005-06
by a Defenseman.....	16	Fredrik Olausson, 1998-99
Game.....	3	27 times, most: T. Selanne (12 times)
by a Right Wing.....	3	Teemu Selanne (12 times); Marty McInnis, Oct. 23, 2000 vs LA; Jonathan Hedstrom, Jan. 9, 2006 vs. LA; Bobby Ryan, Jan. 8, 2009 @ LA
by a Left Wing.....	3	Paul Kariya (8 times); Garry Valk, Mar. 22, 1996 @ STL; Vaclav Prospal, Jan. 23, 2004 vs. MIN; Chris Kunitz, Nov. 19, 2006 vs. PHX
by a Center.....	3	Terry Yake, Oct. 19, 1993 @ NYR
by a Defenseman.....	2	20 times, last: Scott Niedermayer, Feb. 11, 2009 vs. CGY
Period.....	3	Teemu Selanne, two times: Nov. 10, 1997 vs. SJ (first) & Feb 1, 2001 @ PHX (third); Vaclav Prospal, Jan. 23, 2004 vs. MIN (third)

MOST ASSISTS

Career.....	391	Teemu Selanne, 1995-96 through 2000-01, 2005-06 through 2008-09
Season.....	66	Ryan Getzlaf, 2008-09 (center position)
by a Right Wing.....	60	Teemu Selanne, 1998-99
by a Center.....	66	Ryan Getzlaf, 2008-09
by a Defenseman.....	54	Scott Niedermayer, 2006-07
Game.....	5	Three times: Dmitri Mironov, Dec. 12, 1997 vs. WSH; Teemu Selanne, Nov. 19, 2006 vs. PHX; Ryan Getzlaf, Oct. 29, 2008 vs. DET
by a Right Wing.....	5	Teemu Selanne, Nov. 19, 2006 vs. PHX
by a Left Wing.....	4	Two times: Paul Kariya, Dec. 16, 1998 vs. NSH; Feb. 16, 2000 vs. CGY
by a Center.....	5	Ryan Getzlaf, Oct. 29, 2008 vs. DET
by a Defenseman.....	5	Dmitri Mironov, Dec. 12, 1997 vs. WSH
Period.....	4	Paul Kariya, Dec. 16, 1998 vs. NSH (second)

MOST POINTS

Career.....	743	Teemu Selanne, 1995-96 through 2000-01, 2005 through 2009 (352-391=743)
Season.....	109	Teemu Selanne, 1996-97 (51-58=109; right wing position)
by a Left Wing.....	108	Paul Kariya, 1995-96 (50-58=108)
by a Center.....	91	Ryan Getzlaf, 2008-09 (25-66=91)
by a Defenseman.....	69	Scott Niedermayer, 2006-07 (15-54=69)
Game.....	5	12 times, last: Corey Perry, Nov. 31, 2008 vs. VAN (1-4=5)
by a Right Wing.....	5	Six times: Teemu Selanne (5 times), last: Feb. 24, 2008 vs. CHI; Corey Perry, Nov. 31, 2008 vs. VAN (1-4=5)
by a Left Wing.....	5	Four times, all by Paul Kariya; last: Dec. 18, 2002 vs. STL
by a Center.....	5	Ryan Getzlaf, Oct. 29, 2008 vs. DET (0-5=5)
by a Defenseman.....	5	Dmitri Mironov, Dec. 12, 1997 vs. WSH (0-5=5)
Period.....	4	Four times, last: Vaclav Prospal, Jan. 23, 2004 vs. MIN (3-1=4; third)

MOST POWER PLAY GOALS

Career.....	133	Teemu Selanne, 1995-96 through 2000-01, 2005-06 through 2008-09
Season.....	25	Teemu Selanne (two times), 1998-99 and 2006-07
Game.....	3	Twice: Paul Kariya, Mar. 29, 2001 @ SJ; Teemu Selanne, Oct. 29, 2008 vs. DET
Period.....	2	13 times, last: Ryan Getzlaf, Mar. 22, 2009 vs. PHX (third period)

MOST POWER PLAY ASSISTS

Career.....	173	Teemu Selanne, 1995-96 through 2000-01, 2005 through 2009
Season.....	33	Fredrik Olausson, 1998-99

MOST POWER PLAY POINTS

Career.....	306	Teemu Selanne, 1994-95 through 2000-01, 2005 through 2009 (133-173=306)
Season.....	54	Teemu Selanne, 1998-99 (25-29=54)

MOST SHORTHANDED GOALS

Career.....	16	Paul Kariya, 1994-95 through 2002-03
Season.....	3	Eight times: Paul Kariya ('95-96, '96-97, '99-00 & '00-01); Bob Corkum ('93-94); Samuel Pahlsson ('05-06 & '07-08); Todd Marchant ('06-07)
Game.....	1	101 times, last: Petteri Nokelainen, Apr. 5, 2009 vs. SJ
Period.....	1	101 times, last: Petteri Nokelainen, Apr. 5, 2009 vs. SJ (first)

MOST SHORTHANDED ASSISTS

Career.....	9	Steve Rucchin, 1994-95 through 2003-04
Season.....	4	Twice: Steve Rucchin, 1997-98; Scott Niedermayer, 2008-09

MOST SHORTHANDED POINTS

Career.....	21	Paul Kariya (16-5=21), 1994-95 through 2002-03
Season.....	6	Paul Kariya, 1995-96 (3-3=6)

MOST SHOTS

Career.....	2,455	Paul Kariya, 1994-95 through 2002-03
Season.....	429	Paul Kariya, 1998-99
Game.....	12	Three times, all by Paul Kariya, last: Mar. 10, 1999 vs. VAN
Period.....	9	Paul Kariya, Nov. 8, 1998 vs. DET (first)

MOST PENALTY MINUTES

Career.....	788	David Karpa, 1994-95 through 1997-98
Season.....	285	Todd Ewen, 1995-96
Game.....	37	Todd Ewen, Feb. 25, 1996 vs. SJ (6 penalties)
Period.....	30	Two times, last: Peter LeBoutillier, Mar. 13, 1998 @ DAL (3 penalties; third)

MOST GAMES PLAYED

Career.....	647	Teemu Selanne, 1995-96 through 2000-01, 2005-06 through 2008-09
Season.....	84	Joe Sacco, 1993-94 (the NHL changed from 84 to an 82-game season in 1995-96)

HIGHEST PLUS/MINUS (+/-)

Career.....	+114	Teemu Selanne, 1995-96 through 2000-01, 2005-06 through 2008-2009
Season.....	+36	Paul Kariya, 1996-97
Game.....	+5	Several times, last: Kent Huskins, Nov. 15, 2007 @ LA

HIGHEST SHOOTING PERCENTAGE

Career (min. 50 goals).....	16.3	Teemu Selanne, 1995-96 through 2000-01, 2005 through 2009
Season (min. 10 goals).....	20.6	German Titov, 2001-02
Game.....	100.0	Several times

MOST GAME-WINNING GOALS

Career.....	59	Teemu Selanne, 1995-96 through 2000-01, 2005 through 2009
Season.....	10	Three times: Teemu Selanne (two times), 1997-98 & 2006-07; Paul Kariya, 1996-97
Month.....	3	12 times - Teemu Selanne (four times); Paul Kariya (three times); Sergei Fedorov (once); Ryan Getzlaf (once); Chris Pronger (once); Scott Niedermayer (once); Corey Perry (once); last: C. Perry (Feb. 2009)

MOST GAME-TYING GOALS

Career.....	9	Teemu Selanne, 1995-96 through 2000-01
Season.....	3	Teemu Selanne, 1997-98

MOST OVERTIME GOALS

Career.....	6	Teemu Selanne, 1995-96 through 2000-01, 2005 through 2009
Season.....	3	Paul Kariya, 1995-96

LONGEST SCORING STREAKS

Point Streak.....	17 games	Teemu Selanne, Feb. 3, 1999-Mar. 10, 1999 (15-14=29)
Goal Streak.....	11 games	Teemu Selanne, Oct. 21, 1997-Nov. 10, 1997 (17-2=19)
Assist Streak.....	8 games	Twice: Scott Niedermayer, Dec. 26, 2006-Jan. 11, 2007 (2-10=12) Ryan Getzlaf, Oct. 25, 2008-Nov. 7, 2008 (5-12=17)
Multi-Point Game Streak....	6 games	Paul Kariya, Mar. 9, 1995-Mar. 21, 1995 (6-6=12)
Multi-Goal Game Streak....	3 games	Paul Kariya, Mar. 4, 2001-Mar. 9, 2001 (6-1=7)

LONGEST HOME/ROAD SCORING STREAKS

Home Point Streak...17 games	Paul Kariya, Nov. 6, 1999-Jan. 13, 1999 (8-23=31)
Road Point Streak...14 games	Andy McDonald, Jan. 6, 2006-Mar. 17, 2006 (7-14=21)
Home Goal Streak...8 games	Paul Kariya, Jan. 10, 1997-Feb. 23, 1997 (11-8=19)
Road Goal Streak...8 games	Teemu Selanne, Oct. 21, 1997-Nov. 8, 1997 (11-2=13)

DUCKS GOALTENDER RECORDS

MOST GAMES PLAYED

Career.....	441	Guy Hebert, 1993-94 through 2000-01
Season.....	69	Guy Hebert, 1998-99

MOST MINUTES PLAYED

Career.....	25,206	Guy Hebert, 1993-94 through 2000-01
Season.....	4,083	Guy Hebert, 1998-99
Game.....	65	Many times

MOST STARTS

Career.....	424	Guy Hebert, 1993-94 through 2000-01
Season.....	68	Guy Hebert, 1999-00

MOST WINS

Career.....	202	Jean-Sebastien Giguere, 2000-01 through 2008-09
Season.....	36	Jean-Sebastien Giguere, 2006-07

MOST LOSSES

Career.....	202	Guy Hebert, 1993-94 through 2000-01
Season.....	31	Two times: Guy Hebert, 1999-00; Jean-Sebastien Giguere, 2003-04

MOST TIES

Career.....	52	Guy Hebert, 1993-94 through 2000-01
Season.....	12	Guy Hebert, 1996-97

MOST SHUTOUTS

Career.....	31	Jean-Sebastien Giguere, 2000-01 through 2008-09
Season.....	8	Jean-Sebastien Giguere, 2002-03

MOST SAVES

Career.....	11,813	Guy Hebert, 1993-94 through 2000-01
Season.....	1,961	Guy Hebert, 1995-96
Game.....	51	Three times: Mikhail Shtalenkov, Mar. 22, 1998 @ OTT (51-of-53); Jean-Sebastien Giguere, Mar. 21, 2004 vs. DET (51-of-57); Jonas Hiller, Dec. 19, 2008 @ EDM (51-of-53)
Period.....	22	Five times: Guy Hebert (four times); J.S. Giguere, Oct. 6, 2006 vs. LA, first period, (22-of-22)
Overtime.....	10	Guy Hebert, Feb. 3, 2000 @ PHI (10-of-10)

MOST SHOTS FACED

Career.....	12,968	Guy Hebert, 1993-94 through 2000-01
Season.....	2,133	Guy Hebert, 1996-97
Game.....	57	Jean-Sebastien Giguere, Mar. 21, 2004 vs. DET (51-of-57)
Period.....	24	Guy Hebert, Feb. 3, 1995 vs. DET (22-of-24)
Overtime.....	10	Guy Hebert, Feb. 3, 2000 @ PHI (10-of-10)

MOST GOALS ALLOWED

Career.....	1,155	Guy Hebert, 1993-94 through 2000-01
Season.....	172	Guy Hebert, 1996-97
Game.....	7	Three times, all by Guy Hebert, last: Apr. 10, 1996 @ COL
Period.....	5	Five times, last: J.S. Giguere, Nov. 15, 2006 vs. PHI (first)

FEWEST GOALS ALLOWED

Season (minimum 25 GP)...	62	Ilya Bryzgalov, 2006-07
Game.....	0	74 times (31 by J.S. Giguere; 27 by G. Hebert; 4 by Jonas Hiller; 3 by M. Shtalenkov; 3 by M. Gerber; 2 by I. Bryzgalov; 2 by D. Rousset; 1 by R. Tugnutt); *J.S. Giguere and Steve Shields combined for a shutout on Dec. 8, 2001 vs. CGY*

LOWEST GOALS-AGAINST-AVERAGE

Career (minimum 100 GP)...	2.44	Jean-Sebastien Giguere, 2000-01 through 2008-09
Season (minimum 25 GP)...	2.12	Jean-Sebastien Giguere, 2007-08

HIGHEST GOALS-AGAINST-AVERAGE

Career (minimum 100 GP)...	3.14	Mikhail Shtalenkov, 1993-94 through 1997-98
Season (minimum 25 GP)...	3.22	Mikhail Shtalenkov, 1997-98

HIGHEST SAVE PERCENTAGE

Career (minimum 100 GP) . . .915	Jean-Sebastien Giguere, 2000-01 through 2008-09
Season (minimum 25 GP) . . .922	Guy Hebert, 1998-99; Jean-Sebastien Giguere, 2007-08

MOST PENALTY MINUTES

Career 76	Jean-Sebastien Giguere, 2000-01 through 2008-09
Season 28	Jean-Sebastien Giguere, 2001-02
Game 16	Jean-Sebastien Giguere, Jan. 25, 2006 vs. EDM

MOST ASSISTS

Career 5	Guy Hebert, 1993-94 through 1999-00
Season 2	Six times: Mikhail Shtalenkov, 1995-96; Guy Hebert, 1999-00; J.S. Giguere, 2000-01, 2003-04, 2006-07; Ilya Bryzgalov, 2005-06
Game 2	Ilya Bryzgalov, Feb. 18, 2006 vs. SJ

GOALTENDING STREAKS

Most consecutive games played . . .23	Two times: Guy Hebert, Feb. 5, 1997-Mar. 26, 1997 (11-7-5); Jean-Sebastien Giguere, Feb. 11, 2001-Apr. 4, 2001 (9-9-5)
Most consecutive starts23	Two times: Guy Hebert, Feb. 5, 1997-Mar. 26, 1997 (11-7-5); Jean-Sebastien Giguere, Feb. 11, 2001-Apr. 4, 2001 (9-9-5)
Most consecutive shutouts3	Jean-Sebastien Giguere, Dec. 8, 2002 vs. NSH, Dec. 11, 2002 vs. WSH, Dec. 15, 2002 vs. PIT
Longest winning streak7 games	Guy Hebert, Feb. 25, 1996-Mar. 22, 1996
Longest unbeaten streak . . .12 games	Guy Hebert, Feb. 22, 1997-Mar. 19, 1997 (7-0-5)
Longest losing streak7 games	Two times: Mikhail Shtalenkov, Dec. 17, 1995-Feb. 15, 1996; Guy Hebert, Jan, 10, 2001-Feb. 9, 2001
Longest winless streak13 games	Guy Hebert, Dec. 20, 2000-Feb. 9, 2001 (0-11-2)
Longest shutout sequence237:07	Jean-Sebastien Giguere, Dec. 6, 2002-Dec. 18, 2002 (spanning 5 games)

DUCKS TEAM HIGHS
MOST GOALS

Season 254	2006-07 (3.10 per-game avg., not including 4 team goals awarded for shootout wins)
Game 8	Two times: Jan. 21, 1998 vs. FLA; Mar. 21, 2004 vs. DET
First Period 5	Oct. 29, 1995 vs. CGY
Second Period 4	16 times, last: Mar. 25, 2009 @ COL
Third Period 5	Jan. 23, 2004 vs. MIN

MOST ASSISTS

Season 453	2006-07
Game 15	Mar. 21, 2004 vs. DET
Period 10	Jan 23, 2004 vs. MIN (third)

MOST POINTS (GOALS + ASSISTS)

Season 707	2006-07 (254-453=707)
Game 23	Mar. 21, 2004 vs. DET (8-15=23)
Period 15	Jan 23, 2004 vs. MIN, (third; 5-10=15)

MOST SHOTS

Season.....	2585	2005-06 (31.5 per-game average)
Game.....	54	Mar. 27, 2009 vs. EDM
First Period.....	23	Oct. 28, 2005 vs. STL
Second Period.....	22	Two times: last, Mar. 12, 2006 vs. PHX
Third Period.....	26	Jan. 1, 1994 @ FLA
Overtime.....	11	Jan. 11, 2004 vs. CBJ

MOST POWER PLAY GOALS

Season.....	89	2006-07 (89-398, 22.4%)
Game.....	4	Four times: Dec. 27, 1997 @ STL; Dec. 16, 1998 vs. NSH; Jan. 28, 2006 @ LA; Mar. 22, 2009 vs. PHX
Period.....	3	Three times: Dec. 16, 1998 vs. NSH (second); Oct. 18, 2006 vs. DET (second); Mar. 29, 2007 @ CBJ (third); Mar. 22, 2009 vs PHX (third)

MOST POWER PLAY OPPORTUNITIES

Season.....	480	2005-06 (87-480, 18.1%)
Game.....	13	Apr. 17, 2006 vs. CGY (3-13)
Period.....	6	Seven times: Mar. 4, 1994 vs. EDM (1-6; third); Dec. 8, 2001 @ CGY (0-6; third); Nov. 1, 2005 vs. NSH (2-6; second); Mar. 11, 2006 @ PHX (1-6; second); Apr. 17, 2006 vs. CGY (1-6; third); Nov. 17, 2006 vs. CHI (2-6; second); Jan. 5, 2007 vs. CBJ (1-6; second)

MOST SHORTHANDED GOALS

Season.....	13	1993-94
Game.....	3	Dec. 20, 1996 vs. CGY
Period.....	2	Dec. 20, 1996 vs. CGY (second)

MOST PENALTY MINUTES

Season.....	1843	1997-98 (22.5 per-game average)
Game.....	107	Dec. 8, 2001 @ CGY
Period.....	101	Dec. 8, 2001 @ CGY (third)

MOST STANDINGS POINTS

Season.....	110	2006-07 (48-20-14)
Month.....	23	Two times: Mar. 2006 (11-4-1); Nov. 2006 (10-2-3)

MOST WINS

Season.....	48	2006-07 (48-20-14)
Month.....	11	Mar. 2006 (11-4-1)

MOST LOSSES

Season.....	46	1993-94 (33-46-5)
Month.....	10	Jan. 2001 (2-10-1-0)

MOST TIES (2003-04 WAS THE LAST SEASON THE NHL HAD TIE GAMES)

Season.....	13	Three times: 1996-97; 1997-98; 1998-99
Month.....	4	Four times: Mar. 1997 (7-3-4); Oct. 1997 (5-4-4); Feb. 2000 (5-3-4); Dec. 2003 (3-7-4-1)

DUCKS TEAM LOWS

(season lows reflect full 80+ game seasons; 1994-95 included only 48 games due to work stoppage)

FEWEST GOALS

Season	175	2001-02 (2.1 per-game average)
Game	0	Several times

FEWEST ASSISTS

Season	295	2001-02
Game	0	Several times

FEWEST POINTS (GOALS + ASSISTS)

Season	470	2001-02 (175-295=470)
Game	0	Several times

FEWEST SHOTS

Season	2123	2000-01 (25.9 per-game average)
Game	12	Two times: Oct. 22, 1996 @ PHI; Apr. 6, 1994 @ CGY
First Period	0	Dec. 27, 2000 @ DAL
Second Period	2	Five times, last: Feb. 21, 2009 @ CBJ
Third Period	0	Two times: Mar. 21, 2008 @ SJ; Oct. 21, 2008 @ TOR
Overtime	0	Several times

FEWEST POWER PLAY GOALS

Season	43	2001-02
--------------	----	---------

FEWEST POWER PLAY OPPORTUNITIES

Season	309	2008-09
Game	0	Mar. 28, 1999 vs. CGY

FEWEST SHORTHANDED GOALS

Season	4	Three times: 1999-00; 2001-02; 2006-07
--------------	---	--

FEWEST PENALTY MINUTES

Season	926	1999-00 (11.3 per-game average)
Game	0	Three times: May 1, 1995 vs. STL; Oct. 15, 1999 @ TB; Mar. 2, 2000 @ VAN

FEWEST WINS

Season	25	2000-01 (25-41-11-5)
Month (minimum 5 GP)	1	Oct., 1996 (1-9-2)

FEWEST REGULATION LOSSES

Season	20	2006-07 (48-20-14)
Month (minimum 5 GP)	0	Twice: Apr. 1997 (3-0-2); Oct. 2006 (9-0-3)

FEWEST TIES (2003-04 WAS THE LAST SEASON THE NHL HAD TIE GAMES)

Season	5	Two times: 1993-94 (33-46-5); 1994-95 (16-27-5)
Month	0	Several times

DUCKS ROOKIE RECORDS

MOST GOALS

Season.....	31	Bobby Ryan, 2008-09
Game	3	Bobby Ryan, Jan. 8, 2009 @ LA

MOST ASSISTS

Season.....	26	Francois Beauchemin, 2005-06 ; Bobby Ryan, 2008-09
Game	4	Ryan Getzlaf, Mar. 24, 2006 vs. NSH (0-4=4)

MOST POINTS

Season.....	57	Bobby Ryan, 2008-09 (31-26=57)
Game	4	Two times: Stanislav Chistov, Oct. 10, 2002 @ STL (1-3=4); Ryan Getzlaf, Mar. 24, 2006 vs. NSH (0-4=4)

MOST POWER PLAY GOALS

Season.....	12	Bobby Ryan, 2008-09
Game	2	Two times: Paul Kariya, Mar. 9, 1995 vs. DET; Dustin Penner, Nov. 30, 2005 vs. PHX

MOST SHORTHANDED GOALS

Season.....	1	Four times: Paul Kariya, 1994-95; Oleg Tverdovsky, 1994-95; Samuel Pahlsson, 2000-01; Chris Kunitz, 2005-06
Game	1	Four times: Paul Kariya & Oleg Tverdovsky, both on Feb. 1, 1995 @ DAL; Samuel Pahlsson, Mar. 18, 2001 @ CHI; Chris Kunitz, Dec. 18, 2005 vs. SJ

MOST SHOTS

Season.....	204	Dustin Penner, 2006-07
Game	8	Five times: two times by Milos Holan, Mar. 17, 1995 vs. TOR & Apr. 5, 1995 vs. EDM; Chris Kunitz, Feb. 4, 2002 vs. CAR; Corey Perry, Oct. 14, 2005 vs. CBJ; Bobby Ryan, Mar. 29, 2009 @ COL

MOST PENALTY MINUTES

Season.....	121	Peter LeBoutillier, 1996-97
Game	30	Two times: Peter LeBoutillier, Feb. 20, 1997 @ LA & Mar. 13, 1998 @ DAL

MOST GAMES PLAYED

Season.....	82	Dustin Penner, 2006-07
-------------	----	------------------------

HIGHEST PLUS/MINUS (+/-)

Season (minimum 45 GP) ..	+19	Chris Kunitz, 2005-06
Game	+3	Several times

HIGHEST SHOOTING PERCENTAGE

Season (minimum 39 GP) ..	17.8	Bobby Ryan, 2008-09
Game	100.0	Several times

MOST GAME-WINNING GOALS

Season.....	5	Dustin Penner, 2006-07
-------------	---	------------------------

MOST GAME-TYING GOALS

Season 2 Frank Banham, 1997-98

LONGEST ROOKIE SCORING STREAKS

 Point Streak 8 games Paul Kariya (6-9=15), Mar. 7, 1995-Mar. 23, 1995
 Goal Streak 5 games Bobby Ryan (5-1=6), Jan. 17, 2009-Jan. 28, 2009
 Assist Streak 7 games Francois Beauchemin (0-8=8), Jan. 26, 2006-Feb. 8, 2006

MOST SAVES (GOALTENDERS)

 Season 667 Ilya Bryzgalov, 2005-06 (31 games)
 Game 36 Ilya Bryzgalov, Oct. 21, 2005 @ DET

MOST SHOTS FACED (GOALTENDERS)

 Season 733 Ilya Bryzgalov, 2005-06 (31 games)
 Game 39 Ilya Bryzgalov, Oct. 21, 2005 @ DET

MOST MINUTES (GOALTENDERS)

 Season 1575 Ilya Bryzgalov, 2005-06 (31 games)
 Game 65 Several times

MOST WINS (GOALTENDERS)

Season 13 Ilya Bryzgalov, 2005-06 (13-12-1)

LOWEST GOALS-AGAINST-AVERAGE (GOALTENDERS)

Season 2.51 Ilya Bryzgalov, 2005-06 (31 games)

DUCKS MISCELLANEOUS RECORDS

Longest Winning Streak	7 games	Feb. 20-1999-Mar. 7, 1999
Home	10 games	Feb. 17, 2008-Mar. 26, 2008
Road	7 games	Nov. 28, 2006-Dec. 13, 2006
Longest Losing Streak	8 games	Two times: Oct. 12, 1996-Oct. 30, 1996; Nov. 3, 2005-Nov. 20, 2005
Home	8 games	Jan. 10, 2001-Feb. 9, 2001
Road	7 games	Oct. 8, 2005-Nov. 12, 2005
Longest Unbeaten Streak ..	12 games	Feb. 22, 1997-Mar. 19, 1997 (7-0-5)
Home	14 games	Feb. 12, 1997-Apr. 9, 1997 (10-0-4)
Road	7 games	Nov. 28, 2006-Dec. 13, 2006
Longest Winless Streak	9 games	Three times: Nov. 21, 1995-Dec. 10, 1995 (0-6-3); Oct. 10, 1996-Oct. 30, 1996 (0-8-1); Nov. 7, 2001-Nov. 24, 2001 (0-7-2-0)
Home	11 games	Jan. 5, 2001-Feb. 14, 2001 (0-8-3-0)
Road	13 games	Nov. 1, 2003-Dec. 27, 2003 (0-8-2-3)
Longest Point Streak	16 games	Oct. 6, 2006-Nov. 9, 2006 (12-0-1-3, 28 points)
Home	14 games	Feb. 12, 1997-Apr. 9, 1997 (10-0-4, 24 points)
Road	9 games	Feb. 28, 2009-Apr. 11, 2009 (7-0-1-1, 16 points)

CONSECUTIVE POWER PLAY GOALS & ATTEMPTS

Most consecutive games scoring PP goal	11	Mar. 7, 1997-Mar. 28, 1997 (14-for-39, .359)
Most consecutive games not scoring PP goal	8	Four times, last: Jan. 7, 2004-Jan. 21, 2004 (0-for-26)
Most consecutive attempts scoring PP goal	5	Mar. 29, 2007 @ CBJ (3)-Mar. 31, 2007 @ STL (2) (spanning 2 games)
Most consecutive attempts without a PP goal	31	Two times: Jan. 31, 1995-Jan. 18, 1995 (spanning 9 games); Mar. 3, 2003-Mar. 19, 2003 (spanning 8 games)

CONSECUTIVE PENALTY KILLING & ATTEMPTS

Most consecutive games allowing PP goal	12	Oct. 5, 2005-Oct. 30, 2005 (69-for-89, .775)
Most consecutive games not allowing PP goal	7	Dec. 18, 2001-Dec. 30, 2001 (0-for-26)
Most consecutive shorthanded stops (no goal)	32	Nov. 8, 1998-Nov. 20, 1998 (spanning six games)
Most consecutive opponent PP attempts scoring goal	4	Two times: Dec. 19, 1997 vs. PHX (4); Oct. 13, 2000 @ OTT (3) & Nov. 15, 2000 @ DET (1) (spanning 2 games)

SINGLE GAME**EARLIEST GOALS SCORED**

Earliest goal scored from the start of a game	0:08	Paul Kariya, Mar. 9, 1997 @ COL
Earliest two goals scored from the start of a game	2:18	P. Kariya (1:54) & M. Chouinard (2:18), Dec. 1, 2002 vs. CHI
Earliest three goals scored from the start of a game	7:24	P. Kariya (1:54), M. Chouinard (2:18) & P. Kjellberg (7:24), Dec. 1, 2002 vs. CHI
Earliest four goals scored from the start of a game	11:09	T. Selanne (2:28), A. McDonald (7:59), S. Pahlsson (9:41) & T. Wright (11:09), Dec. 21, 2005 vs. STL
Earliest five goals scored from the start of a game	14:45	S. Van Allen (1:27), P. Kariya (8:32), P. Douris (9:22), P. Kariya (13:51) & Douris (14:45), Oct. 29, 1995 vs. CGY
Earliest goal scored from the start of a 2nd period	0:13	Corey Perry, Dec. 20, 2006 vs. DAL
Earliest goal scored from the start of a 3rd period	0:09	Bobby Dollas, Mar. 23, 1995 @ SJ
Earliest goal scored from the start of an overtime	0:10	Mike Leclerc, Feb. 12, 2003 vs. CGY

EARLIEST GOALS GIVEN UP

Earliest goal against from the start of a game	0:09	Trevor Linden, Jan. 16, 1994 vs. VAN
Earliest two goals against from the start of a game	1:11	S. Doan (0:41) & J. Ylonen (1:11), Jan. 19, 2001 vs. PHX
Earliest three goals against from the start of a game	4:44	V. Zelepukin (1:55), C. Millen (4:08) & B. Guerin (4:44), Nov. 5, 1993 vs. NJ
Earliest four goals against from the start of a game	6:32	V. Zelepukin (1:55), C. Millen (4:08), B. Guerin (4:44) & T. Chorske (6:32), Nov. 5, 1993 vs. NJ
Earliest five goals against from the start of a game	8:05	V. Zelepukin (1:55), C. Millen (4:08), B. Guerin (4:44), T. Chorske (6:32) & B. Guerin (8:05), Nov. 5, 1993 vs. NJ
Earliest goal against from the start of a 2nd period	0:15	Bryan Smolinski, Oct. 25, 2000 @ LA
Earliest goal against from the start of a 3rd period	0:05	Daymond Langkow, Apr. 11, 2006 @ CGY
Earliest goal against from the start of an overtime	0:14	Aaron Miller, Dec. 16, 2001 vs. LA

FASTEST GOALS SCORED (SHORTEST TIME SPAN BETWEEN GOALS)

Fastest two goals scored	0:08	T. Selanne (5:44) & C. Kunitz (5:52), Nov. 30, 2005 vs. PHX
Fastest three goals scored	0:51	A. McDonald, D. Lambert & M. Chouinard, Dec. 23, 2001 @ PHX
Fastest four goals scored	3:30	M. Ferner, G. Valk, B. Houlder & J. Sacco, Feb. 26, 1994 @ QUE
Fastest five goals scored	10:04	J. Lupul, S. Rucchin, S. Pahlsson, S. Fedorov & P. Sykora, Mar. 21, 2004 vs. DET
Fastest six goals scored	20:15	S. King, B. Houlder, B. Corkum, T. Ewen, T. Yake & P. Douris, Dec. 20, 1994 @ WPG

FASTEST OPPONENT GOALS SCORED (SHORTEST TIME SPAN BETWEEN GOALS)

Fastest two goals against	0:06	D. Bodger & L. Robitaille, Apr. 15, 1999 @ LA
Fastest three goals against	1:21	A. Selivanov, R. Murray & A. Selivanov, Feb. 17, 1999 vs. EDM
Fastest four goals against	2:55	A. Mogilny, J. Beranek, A. Mogilny & A. Mogilny, Dec. 22, 1995 vs. VAN
Fastest five goals against	5:05	B. Shanahan, I. Laperriere, E. Tikkanen, K. Miller & E. Tikkanen, Jan. 31, 1995 @ STL
Fastest six goals against	18:30	J. Roenick, S. Doan, G. Adams, T. Letowski, G. Adams & S. Neckar, Dec. 22, 1999 vs. PHX

CONSECUTIVE GOALS

Most consecutive (unanswered) goals scored	7	Dec. 20, 1996 vs. CGY (7-0 final)
Most consecutive (unanswered) goals by opponent	8	Mar. 21, 2001 @ DAL (8-0 final)

SHOOTING PERCENTAGE

Highest shooting percentage	38.5%	Feb. 21, 2009 @ CBJ (5 goals on 13 shots)
Opponent's highest shooting percentage	43.8%	Nov. 15, 2006 vs. PHI (7 goals on 16 shots)

POWER PLAY PERCENTAGE

Highest power play percentage	100%	10 times (most: Dec. 1, 1998 @ PIT & Mar. 26, 1999 vs. DAL, both 2-for-2)
Lowest power play percentage	0.0%	Several times (most chances w/o a PPG: 8, nine times)
Opponent's highest power play percentage	100%	Six times (most: Dec. 19, 1997 vs. PHX, 4-for-4)
Opponent's lowest power play percentage	0.0%	Several times (most chances w/o a PPG - 13, Feb. 27, 1998 @ EDM)

MARGIN OF VICTORY/DEFEAT

Largest Margin of Victory	7	Dec. 20, 1996 vs. CGY (7-0)
Largest Margin of Defeat	8	Mar. 21, 2001 @ DAL (8-0)

BIGGEST DIFFERENCES IN SHOTS/GOALS WITH WINS/LOSSES

Most shots in a loss	54	Mar. 27, 2009 vs. EDM (lost 5-3)
Fewest shots in a win	13	Three times: Mar. 24, 2002 @ DAL (won 2-1); Jan. 18, 2003 @ MIN (won 1-0); Feb. 21, 2009 @ CBJ (won 5-2)
Most goals in a loss	6	Oct. 31, 2008 vs. VAN (lost 7-6 in SO)
Fewest goals in a win	1	18 times (Last: Nov. 28, 2008 vs. CHI)

LARGEST DEFICITS/LEADS OVERCOME

Largest deficit overcome in a win	3 goals	Five times, last: Feb. 15, 2007 @ PHX (trailed 4-1 at 19:55 of the second, won 5-4 in OT)
Largest deficit overcome in a tie	4 goals	Oct. 10, 1996 @ COL (trailed 6-2 at 10:43 of the third, tied 6-6)

Largest lead relinquished in a loss ... 3 goals	Three times: Nov. 24, 1995 vs. CHI (led 4-1 at 2:12 of the third, lost 5-4 in OT); Jan. 6, 2006 @ DAL (led 3-0 at 3:53 in the second, lost 4-3 in a shootout); Jan. 5, 2007 vs. CBJ (led 3-0 at 9:58 in the third, lost 4-3 in reg.)
Largest lead relinquished in a tie 4 goals	Jan. 7, 2000 @ CAR (led 4-0 at 17:33 of the second, tied 4-4)

MULTIPLE PLAYERS WITH POINTS IN ONE GAME

Most players with at least one point in a game 13	Four times, last: Oct. 30, 2006 @ STL
Most players with multiple-points in a game 8	Apr. 4, 2006 vs. VAN
Most players with three-or-more points in a game ... 4	Two times: Jan. 1, 1999 @ BUF (Selmanne-5 pts., Olausson-4, Rucchin-4, Kariya-3); Nov. 3, 2007 @ PHX (Getzlaf-3, Perry-3, Pronger-3, Schneider-3)
Most players with four-or-more points in a game 3	Two times: Jan. 1, 1999 @ BUF (Selmanne-5, Olausson-4, Rucchin-4); Nov. 19, 2006 vs. PHX (Selmanne-5, Kunitz-4, McDonald-4)

SEASON

INDIVIDUAL

Most multiple-goal games..... 14	Teemu Selanne, 1997-98
Most hat tricks..... 3	Teemu Selanne, 1997-98
Highest percentage of team's total goals..... 25.4%	Teemu Selanne, 1997-98 (scored 52 of team's 205 goals)
Most multiple-assist games 16	Teemu Selanne, 1996-97
Most multiple-point games 33	Paul Kariya, 1996-97
Most three-or-more point games..... 16	Teemu Selanne, 1998-99
Most four-or-more point games 4	Two times, Paul Kariya, 1999-00; Teemu Selanne, 1998-99
Most 30+ save games (goalies) 33	Guy Hebert, 1996-97
Most 40+ save games (goalies) 7	Guy Hebert, 1998-99

TEAM

Most four-or-more goal games..... 34	2005-06
Most five-or-more goal games..... 20	2005-06
Most shutouts..... 9	2002-03 (8 by J.S. Giguere, 1 by M. Gerber)
Least shutouts 2	1994-95 (both by Guy Hebert)
Most times shutout..... 11	1997-98
Least times shutout..... 1	1996-97
Most overtime games..... 23	2006-07 (9-4-10 record)

CAREER

Most multiple-goal games..... 73	Teemu Selanne, 1996-2001 & 2005-09
Most hat tricks..... 12	Teemu Selanne, 1995-96 through 2000-01 & 2005-06 through 2008-09
Most multiple-assist games 87	Teemu Selanne, 1995-96 through 2000-01 & 2005-06 through 2008-09
Most multiple-point games 185	Paul Kariya, 1994-95 through 2002-03
Most three-or-more point games..... 75	Teemu Selanne, 1995-96 through 2000-01 & 2005-06 through 2008-09
Most four-or-more point games..... 17	Paul Kariya, 1994-95 through 2002-03
Most 30+ save games (goalies) 165	Guy Hebert, 1993-94 through 2000-01
Most 40+ save games (goalies) 23	Guy Hebert, 1993-94 through 2000-01
Most consecutive games played..... 276	Andy McDonald, Oct. 17, 2003-Dec. 12, 2007
Most seasons with the Ducks..... 10	Steve Rucchin, 1994-95 through 2003-04

OPPONENT INDIVIDUAL RECORDS
MOST GOALS

Career.....	32	Brett Hull, STL, DAL, DET
Season.....	10	Jonathan Cheechoo, SJ (2005-06)
Game.....	4	Three times: Owen Nolan, Dec. 19, 1995 vs. SJ; Joe Nieuwendyk, Mar. 13, 1998 @ DAL; Brett Hull, Mar. 21, 2001 @ DAL
Period.....	3	Five times: O. Nolan, Dec. 19, 1995 vs. SJ, (second); A. Mogilny, Dec. 22, 1995 vs. VAN (third); A. Selivanov, Feb. 17, 1999 vs. EDM (third); A. Cassels, Nov. 8, 2000 vs. VAN (second); I. Kovalchuk, Feb. 15, 2009 vs ATL (second)

MOST ASSISTS

Career.....	51	Mike Modano, DAL
Season.....	10	Igor Larionov, SJ (1993-94)
Game.....	4	10 times, last: Craig Conroy, Jan. 19, 2004 vs. CGY
Period.....	4	Adam Oates, Mar. 24, 1994 @ BOS (second)

MOST POINTS

Career.....	73	Mike Modano, DAL (22-50=72)
Season.....	13	Jonathan Cheechoo, SJ, 2005-06 (10-3=13)
Game.....	6	Mike Modano, Feb. 1, 1995 @ DAL (2-4=6)
Period.....	4	Two times: Owen Nolan, Dec. 19, 1995 vs. SJ, (3-1=4; second) & Adam Oates, Mar. 24, 1994 @ BOS (0-4=4; second)

MOST POWER PLAY GOALS

Season.....	4	Jonathan Cheechoo, SJ (2005-06)
Game.....	3	Owen Nolan, Dec. 19, 1995 vs. SJ
Period.....	3	Owen Nolan, Dec. 19, 1995 vs. SJ (second)

MOST SHORTHANDED GOALS

Season.....	2	Several times
Game.....	1	Many times
Period.....	1	Many times

MOST SHOTS

Season.....	34	Jonathan Cheechoo, SJ (2005-06)
Game.....	11	Pavel Bure, Oct. 3, 1997 vs. VAN (Tokyo, Japan)
Period.....	7	Two times: Dave Scatchard, Mar. 8, 2004 vs. NYI (first); Keith Tkachuk, Apr. 3, 1998 @ PHX (second)

MOST PENALTY MINUTES

Season.....	47	Craig Berube, CGY (2001-02)
Game.....	33	Craig Berube, Dec. 8, 2001 @ CGY (7 penalties)
Period.....	31	Craig Berube, Dec. 8, 2001 @ CGY (6 penalties; third)

HIGHEST PLUS/MINUS (+/-)

Game.....	+5	Several times
-----------	----	---------------

OPPONENTS GOALTENDER RECORDS

MOST GAMES PLAYED

Career..... 36 Ed Belfour, CHI, SJ, DAL, TOR

MOST MINUTES PLAYED

Career.....2,096 Ed Belfour, CHI, SJ, DAL, TOR
 Season..... 443 Marty Turco, DAL (2005-06; 8 games)
 Game 65 Many times

MOST WINS

Career..... 23 Ed Belfour, CHI, SJ, DAL, TOR (23-10-2)
 Season..... 6 Mike Vernon, SJ (1997-98; 6-0-0)

MOST LOSSES

Career..... 18 Curtis Joseph, STL, EDM, TOR, DET, PHX (15-18-1)
 Season..... 5 Curtis Joseph, PHX (2006-07)

MOST TIES

Career..... 6 Felix Potvin, TOR, VAN, LA (15-3-6); Patrick Roy, MTL, COL (13-7-6)
 Season..... 2 Several times

MOST SHUTOUTS

Career..... 10 Ed Belfour, CHI, SJ, DAL, TOR
 Season..... 2 Six times, last: Jussi Markkanen, EDM (2002-03)

MOST SAVES

Career..... 767 Ed Belfour, CHI, SJ, DAL, TOR
 Season..... 207 Mathieu Garon, LA (2005-06; 7 games)
 Game 47 Dominik Hasek, Jan. 10, 1997 vs. BUF (47-of-52; OT)
 Period..... 24 John Vanbiesbrouck, Jan. 1, 1994 @ FLA (24-of-26; third)
 Overtime..... 11 Marc Denis, Jan. 11, 2004 vs. CBJ (11-of-11)

MOST SHOTS FACED

Career..... 833 Ed Belfour - CHI, SJ, DAL, TOR
 Season..... 207 Mathieu Garon - LA, 2005-06 (7 games)
 Game 52 Dominik Hasek, Jan. 10, 1997 vs. BUF, OT (47-52)
 Period..... 26 John Vanbiesbrouck, Jan. 1, 1994 @ FLA, 3rd (24-26)
 Overtime..... 11 Marc Denis, Jan. 11, 2004 vs. CBJ (11-11)

MOST GOALS ALLOWED

Career..... 90 Curtis Joseph, STL, EDM, TOR, DET, PHX
 Season..... 29 Mathieu Garon, LA (2005-06; 7 games)
 Game 7 Four times, last: Dominic Hasek, Jan. 1, 1999 @ BUF
 Period..... 5 Dwayne Roloson, Jan. 23, 2004 vs. MIN (third)

LOWEST GOALS-AGAINST-AVERAGE (MINIMUM 200 MINUTES PLAYED)

Career.....1.16 Martin Biron, BUF
 Season (minimum 2 GP)...0.00 Jussi Markkanen, EDM (2002-03; 2 games)

HIGHEST GOALS-AGAINST-AVERAGE (MINIMUM 200 MINUTES PLAYED)

Career.....	4.58	Mathieu Garon, LA
Season (minimum 2 GP)...	6.29	Alexander Auld, VAN (2005-06; 3 games)

OPPONENT TEAM HIGHS
MOST GOALS

Game	9	Feb. 1, 1995 @ DAL
First Period	5	Two times: Nov. 5, 1993 vs. NJ; Nov. 15, 2006 vs. PHI
Second Period	5	Three times: Mar. 24, 1994 @ BOS, Jan. 31, 1995 @ STL; Apr. 1, 1998 vs. PHX
Third Period.....	5	Two times: Dec. 22, 1999 vs. PHX; Mar. 21, 2001 @ DAL

MOST ASSISTS

Game	17	Feb. 1, 1995 @ DAL
Period.....	10	Nov. 15, 2006 vs. PHI

MOST POINTS (GOALS + ASSISTS)

Game	26	Feb. 1, 1995 @ DAL (9-17=26)
Period.....	15	Nov. 15, 2006 vs. PHI

MOST SHOTS

Game	57	Mar. 21, 2004 vs. DET
First Period	23	Three times: Dec. 27, 1995 @ LA; Dec. 22, 2000 @ DET; Mar. 21, 2004 vs. DET
Second Period	24	Feb. 3, 1995 vs. DET
Third Period.....	23	Jan. 10, 1999 vs. EDM
Overtime.....	10	Feb. 3, 2000 @ PHI

MOST POWER PLAY GOALS

Game	4	Six times, last: Dec. 14, 2007 @ MIN (4-for-6)
Period.....	4	Dec. 14, 2007 @ MIN (4-for-4 in the second period)

MOST POWER PLAY OPPORTUNITIES

Game	13	Feb. 27, 1998 @ EDM (0-for-13)
Period.....	7	Two times: Dec. 2, 1993 @ LA (1-for-7); Dec. 8, 2000 @ MIN (0-for-7)

MOST SHORTHANDED GOALS

Game	3	Oct. 18, 1996 vs. SJ
Period.....	2	Three times: Feb. 1, 1995 @ DAL (second); Oct. 18, 1996 vs. SJ (third); Dec. 6, 2005 vs. CAR (second)

MOST PENALTY MINUTES

Game	202	Dec. 8, 2001 @ CGY
Period.....	190	Dec. 8, 2001 @ CGY (third)

OPPONENT TEAM LOWS
FEWEST SHOTS

Game	11	Jan. 23, 2004 vs. MIN
First Period	0	Apr. 1, 2000 @ LA
Second Period	1	Mar. 27, 2007 vs. PHX
Third Period.....	1	Twice: Dec. 12, 2007 vs. VAN; Jan. 21, 2009 @ NYI
Overtime.....	0	Several times

FEWEST POWER PLAY OPPORTUNITIES

Game 0 Six times, last: Nov. 12, 2006 vs. MIN

FEWEST PENALTY MINUTES

Game 2 Several times, last: Mar. 24, 2009 @ NSH

HONDA CENTER INDIVIDUAL HIGHS**MOST GOALS**

Game 4 Owen Nolan, SJ, Dec. 19, 1995
 Period..... 3 Several times: Last: I. Kovalchuk, ATL, Feb. 15, 2009 (second)

MOST ASSISTS

Game 5 Three times, Teemu Selanne, ANA, Nov. 19, 2006 vs. PHX; Dmitri Mironov, ANA, Dec. 12, 1997 vs. WSH; Ryan Getzlaf, ANA, Oct. 29, 2008 vs. DET
 Period..... 3 Several times

MOST POINTS

Game 5 Several times, last: Ryan Getzlaf, ANA, Oct. 29, 2008 vs. DET
 Period..... 4 Owen Nolan, SJ, Dec. 19, 1995 (second)

MOST POWER PLAY GOALS

Game 3 Owen Nolan, SJ, Dec. 19, 1995
 Period..... 3 Owen Nolan, SJ, Dec. 19, 1995 (second)

MOST SHORTHANDED GOALS

Game 2 ANA vs. DET, Oct. 15, 2007 (Pahlsson, O'Donnell)
 Period..... 2 ANA vs. DET, Oct. 15, 2007 (Pahlsson, O'Donnell; third)

MOST SHOTS

Game 12 Three times, all by Paul Kariya: Nov. 6, 1996 vs. MTL; Nov. 8, 1998 vs. DET; Mar. 10, 1999 vs. VAN
 Period..... 9 Paul Kariya, Nov. 8, 1998 vs. DET (first)

MOST PENALTY MINUTES

Game 37 Todd Ewen, Feb. 25, 1996 vs. SJ
 Period..... 29 George Burnett, Apr. 4, 2004 vs. CGY

HIGHEST PLUS/MINUS (+/-)

Game +5 Several times

HIGHEST SHOOTING PERCENTAGE

Game 100.0 Several times

MOST SAVES (GOALTENDERS)

Game 51 Twice: Jean-Sebastien Giguere, Mar. 21, 2004 vs. DET (51-for-57);
 Dwayne Roloson, Mar. 27, 2009 vs. EDM (51-for-54)
 Period..... 23 Dwayne Roloson, Mar. 27, 2009 vs. EDM (23-for-24; third)
 Overtime..... 11 Marc Denis, CBJ, Jan. 11, 2004 (11-of-11)

MOST SHOTS FACED (GOALTENDERS)

Game	57	Jean-Sebastien Giguere, Mar. 21, 2004 vs. DET (51-of-57)
Period	24	Three times: Guy Hebert, Feb. 3, 1995 vs. DET (22-of-24; second); Dwayne Roloson, MIN, Jan. 23, 2004 (19-of-24; third); Dwayne Roloson, Mar. 27, 2009 vs. EDM (23-for-24; third)
Overtime	11	Marc Denis, CBJ, Jan. 11, 2004 (11-of-11)

MOST GOALS ALLOWED (GOALTENDERS)

Game	7	Four times, last: Trevor Kidd, Dec. 20, 1997 vs. CGY
Period	5	Four times, last: Jean-Sebastien Giguere, Nov. 15, 2006 vs. PHI, (first); Dwayne Roloson, MIN, Jan. 23, 2004 (third); Dominic Roussel, Dec. 22, 1999 vs. PHX (third); Mikhail Shtalenkov, Apr. 1, 1998 vs. PHX (second)

HONDA CENTER TEAM HIGHS & LOWS
MOST GOALS

Game	8	Four times: ANA vs. FLA, Jan. 21, 1998; PHX, Dec. 22, 1999; ANA vs. DET, Mar. 21, 2004; ATL, Feb. 15, 2009
First Period	5	Three times: NJ, Nov. 5, 1993; ANA vs. CGY, Oct. 29, 1995; PHI, Nov. 15, 2006
Second Period	5	PHX, Apr. 1, 1998
Third Period	5	Two times: PHX, Dec. 22, 1999; ANA vs. MIN, Jan. 23, 2004

MOST SHOTS

Game	57	DET, Mar. 21, 2004
First Period	23	DET, Mar. 21, 2004
Second Period	24	DET, Feb. 3, 1995
Third Period	24	ANA vs. EDM, Mar. 27, 2009
Overtime	11	ANA vs. CBJ, Feb. 11, 2004

MOST POWER PLAY GOALS

Game	4	Five times, last: ANA vs. PHX, Mar. 22, 2009 (4-for-5)
Period	3	Six times, last: ANA vs. PHX, Mar. 22, 2009 (3-for-3; third)

MOST POWER PLAY OPPORTUNITIES

Game	13	ANA vs. CGY, Apr. 17, 2006 (3-for-13)
Period	6	Five times, last: ANA vs. CBJ, Jan. 15, 2007 (1-for-6; second)

MOST SHORTHANDED GOALS

Game	3	Two times: SJ, Oct. 18, 1996; ANA vs. CGY, Dec. 20, 1996
Period	2	Four times: SJ, Oct. 18, 1996 (third); ANA vs. CGY, Dec. 20, 1996 (second); CAR, Dec. 6, 2005 (second); ANA vs. DET, Oct. 15, 2007 (third)

MOST PENALTY MINUTES

Game	88	ANA vs. EDM, Feb. 17, 1997
Period	57	ANA vs. EDM, Feb. 17, 1997 (third)

FEWEST SHOTS

Game	11	MIN, Jan. 23, 2004
First Period	2	Six times, last: ANA vs. VAN, Mar. 31, 2004

Second Period	1	ANA vs. PHX, Mar. 22, 2007
Third Period.....	1	Three times: ANA vs. BOS, Oct. 15, 1993; ANA vs. OTT, Mar. 10, 2002; ANA vs. VAN, Dec. 12, 2007
Overtime.....	0	Several times

FEWEST POWER PLAY OPPORTUNITIES

Game	0	Four times, last: ANA vs. MIN, Nov. 12, 2006
------------	---	--

FEWEST PENALTY MINUTES

Game	0	ANA vs. STL, May, 1, 1995
------------	---	---------------------------

TWO-TEAM SINGLE-GAME HIGHS & LOWS**MOST GOALS**

Game	14	ANA (8) vs. DET (6), Mar. 21, 2004
Period.....	7	Three times: SJ (4) @ ANA (3), Dec. 19, 1995 (second); PHI (5) vs. ANA (2), Nov. 15, 2006 (first); VAN (4) @ ANA (3), Oct. 31, 2008 (second)

MOST SHOTS

Game	87	ANA (30) vs. DET (57), Mar. 21, 2004
Period.....	37	WPG (20) @ ANA (17), Oct. 22, 1995 (first)
Overtime.....	12	ANA (11) vs. CBJ (1), Jan. 11, 2004

MOST POWER PLAY GOALS

Game	6	Four times, last: ANA (4) @ LA (2), Jan. 28, 2006
Period.....	4	Three times: SJ (3) @ ANA (1), Dec. 19, 1995 (second); ANA (1) @ MIN (3), Dec. 31, 2006 (second); MIN (4) ANA (0), Dec. 14, 2007 (second)

MOST POWER PLAY OPPORTUNITIES

Game	21	ANA (13) vs. CGY (8), Apr. 17, 2006
Period.....	9	Four times: ANA (3) @ LA (6), Dec. 2, 1993 (first); ANA (4) @ NYR (5), Nov. 25, 2001 (second); ANA (6) vs. NSH (3), Nov. 1, 2005 (second); ANA (3) vs. CGY (6), Apr. 17, 2006 (second)

MOST SHORTHANDED GOALS

Game	4	ANA (2) @ DAL (2), Feb. 1, 1995
Period.....	2	Six times, last: DET (0) @ ANA (2), Oct. 15, 2007 (third)

MOST PENALTY MINUTES

Game	309	ANA (107) @ CGY (202), Dec. 8, 2001
Period.....	291	ANA (101) @ CGY (190), Dec. 8, 2001, (third)

FEWEST GOALS

Game	1	Many times
------------	---	------------

FEWEST SHOTS

Game	29	ANA (15) @ SJ (14), Nov. 27, 1993
Period.....	7	Three times: ANA (4) @ OTT (3), Dec. 28, 1998 (first); BUF (4) vs. ANA (3), Jan. 16, 2002 (third); OTT (6) vs. ANA (1), Mar. 10, 2002 (third)
Overtime.....	1	Many times

FEWEST POWER PLAY OPPORTUNITIES

Game 1 STL (0-0) @ ANA (0-1), May 1, 1995

FEWEST PENALTY MINUTES

Game 2 STL (2) @ ANA (0), May 1, 1995

REAL-TIME RECORDS

(officially kept since start of 1998-99 season)

TIME ON ICE

Game 35:51 Scott Niedermayer, Jan. 9, 2007 @ NSH
 Season Avg 27:30 Scott Niedermayer, 2006-07

SHIFTS

Game 40 Oleg Tverdovsky, Apr. 4, 2001 @ COL
 Season Avg 28.9 Chris Pronger, 2008-2009

TOTAL HITS

Game 11 Ruslan Salei, Mar. 21, 2001 @ DAL
 Season 286 Vitaly Vishnevski, 2000-01
 Career 808 Ruslan Salei

BLOCKED SHOTS

Game 7 Twice: Ruslan Salei, Oct. 14, 2000 @ NJ; Chris Pronger, Jan. 31, 2009 @ COL
 Season 153 Jamie Pushor, 1998-99
 Career 486 Ruslan Salei

FACEOFF WIN PERCENTAGE

Game (min. 10 faceoffs) ... 92.9 Todd Marchant, Jan. 19, 2006 @ OTT (won 13-of-14 faceoffs)
 Season (min. 300 faceoffs) 60.9 Marc Chouinard, 2000-01
 Career (min. 1500 faceoffs) 56.5 Sergei Fedorov

TOTAL FACEOFF WINS

Game 26 Steve Rucchin, Mar. 26, 2000 vs. PHX (won 26-of-41 faceoffs)
 Season 1066 Steve Rucchin, 1999-00
 Career 4251 Steve Rucchin

TOTAL FACEOFFS TAKEN

Game 42 Steve Rucchin, Oct. 28, 1998 vs. TB (24 faceoff wins)
 Season 1996 Steve Rucchin, 1999-00
 Career 7997 Steve Rucchin

PLAYOFFS



2009 DUCKS PLAYOFF STATS

POS	NO.	PLAYER	GP	AVG											
				TOI	G	A	PTS	+/-	PIM	PP	SH	GW	OT	S	PCTG
C	15	RYAN GETZLAF	13	24:08	4	14	18	3	25	1	0	0	0	25	16.0
R	10	COREY PERRY	13	21:59	8	6	14	2	36	2	0	1	0	41	19.5
D	27	SCOTT NIEDERMAYER	13	26:17	3	7	10	0	11	3	0	2	0	32	9.4
D	25	CHRIS PRONGER	13	27:12	2	8	10	4	12	1	0	0	0	27	7.4
R	9	BOBBY RYAN	13	19:40	5	2	7	0	0	2	0	1	0	49	10.2
R	8	TEEMU SELANNE	13	15:08	4	2	6	-2	4	2	0	1	0	31	12.9
D	19	RYAN WHITNEY	13	21:33	1	5	6	-1	9	1	0	0	0	9	11.1
C	20	RYAN CARTER	10	12:14	2	3	5	0	0	1	0	0	0	18	11.1
L	18	DREW MILLER	13	16:08	2	1	3	1	2	0	0	1	0	23	8.7
D	34	JAMES WISNIEWSKI	12	20:22	1	2	3	0	10	0	0	0	0	16	6.3
C	48	ANDREW EBBETT	13	13:11	1	2	3	-1	8	0	0	0	0	16	6.3
L	44	ROB NIEDERMAYER	13	16:13	0	3	3	1	12	0	0	0	0	7	.0
C	22	TODD MARCHANT	13	19:55	1	1	2	0	16	0	0	1	1	18	5.6
C	26	ERIK CHRISTENSEN	8	10:37	0	2	2	-1	0	0	0	0	0	10	.0
R	13	MIKE BROWN	13	8:27	0	2	2	0	25	0	0	0	0	6	.0
D	23	FRANCOIS BEAUCHEMIN	13	21:24	1	0	1	1	15	0	0	0	0	9	11.1
G	35	JEAN-SEBASTIEN GIGUERE	1	16:49	0	0	0	0	0	0	0	0	0	0	.0
D	53	BRETT FESTERLING	1	14:34	0	0	0	-1	0	0	0	0	0	0	.0
L	12	JOSH GREEN	5	5:53	0	0	0	0	0	0	0	0	0	2	.0
R	16	GEORGE PARROS	7	5:32	0	0	0	0	9	0	0	0	0	5	.0
C	17	PETTERI NOKELAINEN	9	8:42	0	0	0	-1	2	0	0	0	0	2	.0
D	21	SHELDON BROOKBANK	13	11:12	0	0	0	-1	18	0	0	0	0	3	.0
G	1	JONAS HILLER	13	62:03	0	0	0	0	0	0	0	0	0	0	.0
ANA GOALTENDING TOTALS			13	827	2.32	7	6	2	2	32	532	.940	0	0	0
SW#	GOALTENDER		GPI	MINS	AVG	W	L	EN	SO	GA	SA	SV%	G	A	PIM
35	JEAN-SEBASTIEN GIGUERE		1	17	.00	0	0	1	0	0	6	1,000	0	0	0
1	JONAS HILLER		13	807	2.23	7	6	1	2	30	524	.943	0	0	0

The Anaheim Ducks earned their franchise-record fourth consecutive trip to the Stanley Cup Playoffs in 2008-09, finishing second in the Pacific Division and eighth in the Western Conference with a 42-33-7 record for 91 points. The Ducks opened the postseason against the NHL's top team in the regular season, the San Jose Sharks. The series marked the just the second NHL playoff meeting between two California teams and the first since the 1969 Western Conference Quarterfinals when the Los Angeles Kings beat the Oakland Seals in seven games. With a 4-2 series win over San Jose, the Ducks became the fifth team to upset the NHL's best regular season team (by standings points) in the first round since the Expansion Era began (1967-68). The Ducks were also just the 11th team in NHL history to defeat a team who earned 110-or-more standings points during the regular season in the first round. With the series victory, Anaheim advanced to the second round to face Detroit for the fifth time in franchise history. The Ducks stretched the Western Conference Semifinals to seven games before falling short in Game 7 at Detroit. Center **Ryan Getzlaf** led the team in postseason scoring with 4-14=18 points while goaltender **Jonas Hiller** posted a 7-6 record with two shutouts, a 2.23 GAA and .943 SV% in his Stanley Cup Playoff debut.

WESTERN CONFERENCE QUARTERFINALS

GAME 1 (APRIL 16, 2009) - ANAHEIM 2 @ SAN JOSE 0

The Ducks were able to shut down the Sharks' potent power play (stopping all six attempts) and scored an extra-man marker of their own en route to 2-0 shutout in Game 1...it was the club's first postseason shutout since May 30, 2007 in Game 2 of the Stanley Cup Final vs. Ottawa (1-0)...it was also the club's first road shutout in the Stanley Cup Playoffs since May 3, 2006 in the series deciding Game 7 of the Conference Quarterfinal Series at Calgary (3-0)...defenseman **Scott Niedermayer** broke the scoreless tie at 5:18 of the third period on the club's third power play attempt of the game...center **Ryan Getzlaf** and defenseman **Ryan Whitney** (first playoff point as a Duck) picked up the assists...it was Niedermayer's seventh career postseason game-winning goal and his fourth with Anaheim...after coming out of the penalty box for elbowing, Getzlaf scored a goal on a pass from right wing **Mike Brown** to provide an insurance goal for the Ducks, making the score 2-0...it was Brown's first career postseason point...in his Stanley Cup Playoffs debut, goaltender **Jonas Hiller** stopped all 35 shots he faced for the shutout...he was first goalie in over five years to post a shutout in his postseason debut.

PP: 1-4 PK: 0-6 SF: 35 SA: 17

TOI: S. Niedermayer (24:42)

Three Stars: 1. Hiller 2. Getzlaf 3. Marchant

GAME 2 (APRIL 19, 2009) - ANAHEIM 3 @ SAN JOSE 2

The Ducks took a two games-to-none lead in their Western Conference Quarterfinal series against the San Jose Sharks with a 3-2 victory at HP Pavilion...with a six-for-six performance in Game 2, the Ducks improved to a perfect 12-for-12 on the penalty kill against the Sharks...all three Ducks goal scorers had begun the season in lowa (AHL)...right wing **Bobby Ryan** opened the scoring at the 3:45 mark of the first period, beating Evgeni Nabokov with a second-attempt effort on the power play...after Ryan Clowe scored San Jose's first goal of the postseason early in the second, the Ducks reclaimed the lead on center **Andrew Ebbett's** go-ahead goal at 9:44 of the third...left wing **Drew Miller** collected the game-winner at 13:17 of the third, making a winner out of starting goaltender **Jonas Hiller**, who stopped 42-of-44 shots for his second consecutive win...six Ducks recorded single assists in the victory, including right wing **Teemu Selanne**, center **Erik Christensen**, left wing **Rob Niedermayer**, and defensemen **Scott Niedermayer**, **James Wisniewski** and **Ryan Whitney**.

PP: 1-2 PK: 0-6 SF: 26 SA: 44

TOI: S. Niedermayer (26:51)

Three Stars: 1. Hiller 2. Cheechoo 3. S. Niedermayer

GAME 3 (APRIL 21, 2009) - ANAHEIM 3 VS. SAN JOSE 4

The Western Conference Quarterfinal series shifted to Southern California for Game 3 but despite the change of location, the visiting team came away with the win for the third consecutive game...the San Jose Sharks earned their first win of the series with a 4-3 victory over the Ducks at Honda Center, reducing Anaheim's lead in the series to two games to one...San Jose opened the scoring early in the first for its first lead of the series and never trailed in the game...Anaheim tied the game on three separate occasions before Patrick Marleau scored the game-winning goal at 10:33 of the third...the final score marked the first career playoff loss for goaltender **Jonas Hiller**, who turned away 31-of-35 shots...right wing **Bobby Ryan** and defensemen **Chris Pronger** and **James Wisniewski** all scored their first goals of the 2009 playoffs while center **Ryan Getzlaf** and defenseman **Ryan Whitney** each earned an assist.

PP: 1-4 PK: 2-3 SF: 30 SA: 35

TOI: S. Niedermayer (26:21)

Three Stars: 1. Boyle 2. Pronger 3. Blake

GAME 4 (APRIL 23, 2009) - ANAHEIM 4 VS. SAN JOSE 0

Right wing **Bobby Ryan** became the second rookie in franchise history to score two goals in a playoff game while goaltender **Jonas Hiller** posted his second career postseason shutout as the Ducks blanked the Sharks, 4-0...the shutout marked the Ducks' first home shutout in the postseason since May 30, 2007 in Game 2 of the SCF vs. OTL...Ryan scored the Ducks' opening two goals of the game, with the first accounting for the game-winner...the only other Ducks rookie to score two goals in a playoff game was defenseman **Francois Beauchemin** in Game 3 of the CQF, Apr. 25, 2006 vs. CGY...Ryan's linemates, center **Ryan Getzlaf** (0-2=2) and **Corey Perry** (1-1=2) also had multiple-point nights...defenseman **Ryan Whitney** collected an assist on Ryan's first goal, extending his point streak to four consecutive games, which co-lead the NHL at the conclusion of the game...defenseman **Chris Pronger**, left wing **Rob Niedermayer** and center **Todd Marchant** each tallied a helper in the game...left wing **Drew Miller** scored his second career playoff goal, an empty-netter with 41 seconds remaining on the clock...Hiller was perfect in net, stopping all 31 shots he faced...the Ducks were also perfect on the penalty kill for the third game of the series.

PP: 0-4 PK: 0-2 SF: 26 SA: 31

TOI: C. Pronger (25:00)

Three Stars: 1. Ryan 2. Hiller 3. Wisniewski

GAME 5 (APRIL 25, 2009) - ANAHEIM 2 @ SAN JOSE 3 OT

The San Jose Sharks reduced the Ducks' Western Conference Quarterfinal series lead to one game with a 3-2 overtime victory in Game 5 at HP Pavilion, the first overtime contest of the series...holding true to form, the team to score first improved to 5-0 while the home team won its second straight after the visitors took the first three games of the series...the Sharks jumped out to a 2-0 lead with goals by Joe Thornton and Devin Setoguchi in the first and second periods, respectively...the Ducks responded with a two-goal third period to force overtime...center **Ryan Carter** got Anaheim in the scoreboard with his first career playoff goal (Nabokov) 55 seconds in the third before right wing **Corey Perry** tied the game with his second of the playoffs at 4:42 of the third...defenseman **Scott Niedermayer** (0-2=2) and centers **Ryan Getzlaf** (0-1=1) and **Andrew Ebbett** (0-1=1) drew assists on the third-period goals...the teams went scoreless through the remainder of regulation, pushing the game to OT...Patrick Marleau held off elimination for the Sharks with his game-winner at 6:02 of OT...in a tough-luck loss, goaltender **Jonas Hiller** stopped 45-of-48 shots in his first career postseason overtime game.

PP: 0-3 PK: 1-3 SF: 25 SA: 48

TOI: R. Whitney (28:11)

Three Stars: 1. Marleau 2. Thornton 3. S. Niedermayer

GAME 6 (APRIL 27, 2009) - ANAHEIM 4 VS. SAN JOSE 1

The Ducks broke a scoreless tie at 13:03 of the second period, followed by two more unanswered goals to defeat the Sharks in Game 6 of the CQF and advance to the CSF...right wing **Corey Perry** put the Ducks on the board with a power play goal to tie the game at 12:33 of the first period...right wing **Teemu Selanne** scored a power play goal at 13:03 of the second, which would prove to be the game-winner...it was the 10th postseason game-winner of his career and first since May 20, 2007 in Game 5 of the WCF at Detroit...defenseman **Francois Beauchemin** scored his first goal of the postseason just 1:23 after Selanne's marker...center **Ryan Getzlaf** scored at 17:06 of the third to add another insurance goal...Getzlaf completed the "Gordie Howe hat trick," collecting an assist on Perry's goal while also squaring off against San Jose center Joe Thornton just two seconds into the contest...defenseman **Chris Pronger** added two assists while defenseman **Scott Niedermayer**, centers **Mike Brown** and **Ryan Carter** and left wingers **Rob Niedermayer** and **Drew Miller** each notched a single assist...the Ducks scored on the power play for the fourth game in the series...goaltender **Jonas Hiller** won his fourth career postseason game, stopping 36-of-37 shots.

PP: 2-5 PK: 1-4 SF: 32 SA: 37

TOI: S. Niedermayer (27:59)

Three Stars: 1. Hiller 2. Pronger 3. S. Niedermayer

WESTERN CONFERENCE SEMIFINALS

GAME 1 (MAY 1, 2009) - ANAHEIM 2 @ DETROIT 3

Detroit's Nicklas Lidstrom scored the second of his two goals with just 49 seconds remaining in the game, breaking the 2-2 tie and giving the Red Wings a 3-2 win and 1-0 series lead at Joe Louis Arena...the lost moved Anaheim's lifetime postseason record in Detroit to 4-6...right wing **Corey Perry** gave the Ducks an early one-goal lead, putting the club on the board at 7:28 of the first period...Perry extended his goal streak to four games...following two Detroit goals, right wing **Teemu Selanne** scored a power play goal for the Ducks with just 17 seconds remaining in the second, sending the two clubs into the dressing room with a 2-2 tie at intermission...in his 50th career postseason contest, center **Ryan Getzlaf** collected assists on both Anaheim goals, extending his assist streak to five games...he also led the club in TOI with 27:55...defenseman **Chris Pronger** also registered assists on both the Perry and Selanne goals...goaltender **Jonas Hiller** was handed the tough-luck loss, stopping 34-of-37 shots on net.

PP: 1-3 PK: 2-6 SF: 24 SA: 37
TOI: R. Getzlaf (27:55)

Three Stars: 1. Lidstrom 2. Franzen 3. Getzlaf

GAME 2 (MAY 3, 2009) - ANAHEIM 4 @ DETROIT 3 TOT

Center **Todd Marchant** broke a 3-3 tie in the third overtime period to propel the Ducks to a 4-3 victory over the Red Wings at Joe Louis Arena in Game 2 of the Western Conference Semifinals...Marchant's second career playoff overtime goal evened the series at a game apiece as Anaheim won its fifth consecutive overtime game against Detroit...the contest marked the longest game for Anaheim since Game 1 of the CSF at Dallas on Apr. 24, 2003 (W, 4-3 in 5 OT) and third triple overtime game against the Red Wings...goaltender **Jonas Hiller** stopped 59-of-62 shots, marking the most saves by an Anaheim netminder since J.S. Giguere made 63 stops in Game 1 of the CQF on Apr. 10, 2003 at Detroit...the game opened with Anaheim and Detroit scoring twice in the first period as center **Ryan Getzlaf** and defenseman **Chris Pronger** netted goals for the Ducks...center **Ryan Carter** gave Anaheim a 3-2 lead with a power play goal at 4:42 of the second before Detroit forced overtime with Johan Franzen's game-tying goal at 5:19 of the third...after two scoreless overtime periods, Marchant ended the drama at 1:15 of the third extra frame, the lone assist going to defenseman **James Wisniewski**...Getzlaf led all skaters with 1-2-3 points while right wing **Corey Perry** recorded the only other multiple-point game with a pair of assists (0-2=2)...defenseman **Scott Niedermayer** (0-1=1) and right wing **Bobby Ryan** (0-1=1) also earned assists in the victory...Pronger paced all skaters with 46:21 TOI.

PP: 2-4 PK: 1-3 SF: 46 SA: 62
TOI: C. Pronger (46:21)

Three Stars: 1. Hiller 2. Franzen 3. Pronger

GAME 3 (MAY 5, 2009) - ANAHEIM 2 VS. DETROIT 1

Returning to Honda Center for Game 3 of the Western Conference Semifinals, the Ducks edged the Red Wings, 2-1, to take a 2-1 lead in the best-of-7 series...goaltender **Jonas Hiller** turned in another strong playoff performance, stopping 45-of-46 shots for his second consecutive win and sixth of the playoffs...Hiller faced 11 shots in the first period, 17 in the second and 18 in the third, allowing only a Henrik Zetterberg power play goal at 14:20 of the middle frame...right wing **Teemu Selanne** opened the scoring at 12:49 of the first, converting on a breakaway pass from center **Ryan Carter**, who collected his second assist of the playoffs...defenseman **Scott Niedermayer's** power play goal at 8:16 of the second marked his eighth career playoff game-winner, tied for second all-time among defensemen in the postseason...center **Ryan Getzlaf** and defenseman **Chris Pronger** drew assists on the Niedermayer goal.

PP: 1-4 PK: 1-5 SF: 23 SA: 46
TOI: C. Pronger (26:55)

Three Stars: 1. Hiller 2. Pronger 3. Zetterberg

GAME 4 (MAY 7, 2009) - ANAHEIM 4 VS. DETROIT 6

Fueled by two-goal outings from center Johan Franzen and right wing Marian Hossa, the Red Wings defeated the Ducks, 6-3, at Honda Center to even the Western Conference Semifinals at two games apiece...Anaheim right wing **Corey Perry** opened the scoring at 0:42 of the first period, tying a franchise postseason record for the fastest goal scored to start a game

(Petr Sykora scored 42 seconds into Game 5 of the 2003 Stanley Cup Final, June 5, 2003 at New Jersey)...Franzen scored twice in the latter half of the period as Detroit would not trail for the remainder of the night...Perry, who scored his second goal of the game at 11:03 of the second period, finished with a playoff career-high 2-1=3 points and his first career postseason multiple-goal game...defenseman **Scott Niedermayer** also scored for Anaheim at 10:03 of the third, marking his team-leading third power play goal of the playoffs...center **Ryan Getzlaf** (0-2=2) had a pair of assists and defenseman **Chris Pronger** (0-1=1) added a single helper in the setback...goaltender **Jonas Hiller** turned away 28-of-33 shots before being relieved by **J.S. Giguere**, who stopped all six shots in his 2009 playoff debut...the game drew a club-record 17,601 fans, besting the previous mark of 17,597 set on Jan. 2, 2009 vs. Philadelphia.

PP: 1-3 PK: 1-5 SF: 28 SA: 40
TOI: S. Niedermayer (24:59)

Three Stars: 1. Franzen 2. Hossa 3. Perry

GAME 5 (MAY 10, 2009) - ANAHEIM 1 @ DETROIT 4

With a 4-1 defeat in Game 5 of the Western Conference Semifinals at Joe Louis Arena, the Ducks lost their second consecutive game to the Red Wings to fall behind in the best-of-7 series three games to two...after a scoreless first period, Detroit erupted for two goals 39 seconds apart in the second courtesy of Johan Franzen and Jiri Hudler...at 15:57 of the second, defenseman **Ryan Whitney** scored his first goal as a Duck on the power play to bring Anaheim back to within one of Detroit...centers **Eric Christensen** and **Andrew Ebbett** drew assists on Whitney's goal...the Ducks would not find the back of the net again despite several quality scoring chances against Detroit netminder Chris Osgood...Anaheim goaltender **Jonas Hiller** stopped 34-of-37 shots, including 15 in the second, in the tough-luck loss...the Ducks went a perfect three-for-three on the penalty kill for the first time in the series.

PP: 1-3 PK: 0-3 SF: 17 SA: 38
TOI: C. Pronger (26:30)

Three Stars: 1. Zetterberg 2. Ericsson 3. Datsyuk

GAME 6 (MAY 12, 2009) - ANAHEIM 2 VS. DETROIT 1

The Ducks forced the series to a decisive Game 7 with a 2-1 victory at Honda Center...top-liners **Ryan Getzlaf** and **Corey Perry** figured in on each of the goals...on the first goal, Getzlaf tipped in the puck off a deflection from Perry on the power play...on the second goal, Perry tipped the puck in the net off a shot by Getzlaf from the blue-line...defenseman **Scott Niedermayer** also registered an assist on the Getzlaf goal while right wing **Bobby Ryan** notched a helper on Perry's game-winner...it was Perry's second career GWG (also in Game 3 of the CSF, Apr. 29, 2007 @ VAN) and the first of 2009...the club held the Red Wings scoreless for 56:25 until Detroit's Johan Franzen scored a goal at 17:35 of the third period on the power play...**Jonas Hiller** stopped 38-of-39 shots for his fifth game of the postseason in which he allowed one-goal-or-less...the Ducks improved their lifetime Game 6 record to 7-1 and a perfect 6-0 at home.

PP: 1-5 PK: 1-4 SF: 28 SA: 39
TOI: C. Pronger (26:36)

Three Stars: 1. Hiller 2. Getzlaf 3. S. Niedermayer

GAME 7 (MAY 14, 2009) - ANAHEIM 3 @ DETROIT 4

Detroit's Dan Cleary scored the game- and series-winning goal with three minutes left in regulation as the Ducks were eliminated from the Stanley Cup Playoffs with a 4-3 loss to the Red Wings in Game 7 of the CSF at Joe Louis Arena...Anaheim rallied from 2-0 and 3-1 deficits with goals from right wingers **Teemu Selanne**, **Corey Perry** and **Bobby Ryan**...Ryan's goal at the 7:37 mark of the third period tied the game at 3-3, erasing a Detroit lead that had stood since 15:53 of the first...goaltender **Jonas Hiller** was once again strong in net for the Ducks with 36 saves on 40 shots, including 17 in the first period...Perry, Selanne, center **Ryan Carter** and defensemen **Scott Niedermayer**, **Chris Pronger** and **Ryan Whitney** all drew single assists in the setback, Anaheim's third Game 7 defeat in franchise history.

PP: 1-5 PK: 1-5 SF: 27 SA: 40
TOI: C. Pronger (28:23)

Three Stars: 1. Cleary 2. Helm 3. Selanne

2008 DUCKS PLAYOFF STATS

POS	NO.	PLAYER	GP	AVG											PCTG
				TOI	G	A	PTS	+/-	PIM	PP	SH	GW	OT	S	
D	25	CHRIS PRONGER	6	24:13	2	3	5	-1	12	2	0	1	0	12	16.7
C	15	RYAN GETZLAF	6	20:29	2	3	5	-2	6	1	0	0	0	14	14.3
R	8	TEEMU SELANNE	6	19:34	2	2	4	-1	6	2	0	1	0	20	10.0
R	10	COREY PERRY	3	14:54	2	1	3	1	8	0	0	0	0	7	28.6
C	22	TODD MARCHANT	6	17:39	2	0	2	1	0	0	0	0	0	8	25.0
D	21	SEAN O'DONNELL	6	15:31	1	1	2	3	2	0	0	0	0	3	33.3
L	32	TRAVIS MOEN	6	14:08	1	1	2	-1	2	0	0	0	0	4	25.0
D	27	SCOTT NIEDERMAYER	6	24:24	0	2	2	-2	4	0	0	0	0	7	.0
R	4	TODD BERTUZZI	6	14:14	0	2	2	-2	14	0	0	0	0	11	.0
L	14	CHRIS KUNITZ	6	18:30	0	2	2	-2	8	0	0	0	0	14	.0
D	11	MATHIEU SCHNEIDER	6	20:29	1	0	1	-3	8	0	0	0	0	7	14.3
C	39	DOUG WEIGHT	5	7:38	0	1	1	1	4	0	0	0	0	2	.0
G	35	JEAN-SEBASTIEN GIGUERE	6	59:38	0	1	1	0	0	0	0	0	0	0	.0
D	40	KENT HUSKINS	6	14:34	0	1	1	-3	2	0	0	0	0	2	.0
R	16	GEORGE PARROS	1	2:42	0	0	0	0	0	0	0	0	0	0	.0
C	44	ROB NIEDERMAYER	2	13:46	0	0	0	-1	0	0	0	0	0	1	.0
C	17	BRIAN SUTHERBY	5	5:28	0	0	0	0	2	0	0	0	0	3	.0
L	24	BRAD MAY	6	6:55	0	0	0	1	4	0	0	0	0	6	.0
C	26	SAMUEL PAHLSSON	6	18:18	0	0	0	1	0	0	0	0	0	5	.0
D	23	FRANCOIS BEAUQUEMIN	6	21:01	0	0	0	2	26	0	0	0	0	4	.0
C	20	*RYAN CARTER	6	11:02	0	0	0	-2	6	0	0	0	0	6	.0

SW#	GOALTENDER	GPI	MINS	AVG	W	L	EN	SO	GA	SA	SV%	G	A	PIM
35	JEAN-SEBASTIEN GIGUERE	6	358	3.18	2	4	1	0	19	187	.898	0	1	0
ANA GOALTENDING TOTALS		6	360	3.33	2	4	1	0	20	188	.894	0	1	0



The Anaheim Ducks completed the 2007-08 regular season with a mark of 47-27-8 record for 102 points, finishing second in the Pacific Division and fourth in the Western Conference. The Ducks advanced to the NHL Playoffs for a franchise-record third consecutive season and faced the fifth-seed Dallas Stars for the second time in club postseason history. Holding home ice advantage, Anaheim lost Games 1 and 2 at Honda Center before earning its first win in Game 3 at American Airlines Center. A Game 4 loss in Dallas forced the Ducks into a must-win situation for the remainder of the series. Anaheim responded with a convincing victory in Game 5 before the 77th consecutive sellout at Honda Center but was eventually eliminated with a Game 6 loss in Dallas. It was just the second first-round exit in six NHL Playoffs for the Ducks and the first since the 1999 postseason. Center **Ryan Getzlaf** and defenseman **Chris Pronger** finished tied for the team scoring lead with 2-3=5 points each while right wing **Teemu Selanne** finished third with 2-2=4 points.

GAME 1 (APRIL 10, 2008) - ANAHEIM 0 VS. DALLAS 4

Special teams won the game for Dallas, scoring four power play goals as the Ducks fell to the Stars, 4-0, in Game 1 of the Western Conference Quarterfinals...Dallas forwards Steve Ott, Loui Eriksson, Jere Lehtinen and Brenden Morrow scored a power play goal each...Morrow also picked up two assists for a three-point game...both Mike Ribeiro and Stephane Robidas each earned two assists...Stars goaltender Marty Turco stopped all 23 Ducks shots...**J.S. Giguere** turned away 33-of-37 shots in the loss...**Bobby Ryan** made his NHL career postseason debut, recording one shot with 13:13 TOI...**Scott Niedermayer** had a game-high 24:45 TOI.

PP: 0-3 PK: 4-7 SF: 23 SA: 37

TOI: S. Niedermayer (24:45)

Three Stars: 1. Ribeiro 2. May 3. Turco

GAME 2 (APRIL 12, 2008) - ANAHEIM 2 VS. DALLAS 5

The Stars jumped out to an early 2-0 lead, but the Ducks answered back as **Teemu Selanne** scored a power play goal at 3:41 of the first period...**Scott Niedermayer** and **Ryan Getzlaf** notched the assists on the Selanne goal...**Travis Moen** evened the score with an even-strength goal at 16:19 of the second with **Todd Bertuzzi** earning the single assist...the Ducks failed to capitalize on two early third-period power play attempts...Mike Modano scored the eventual game-winner for the Stars on the power play at 5:47 of the third...Brad Richards followed with another goal less than a minute later to extend the Stars lead to two goals...Loui Eriksson scored the Stars' fifth and final goal at 14:36 of the third...**J.S. Giguere** stopped 25-of-30 shots in the loss.

PP: 1-6 PK: 2-6 SF: 22 SA: 30

TOI: C. Pronger (25:02)

Three Stars: 1. Richards 2. Getzlaf 3. Ribeiro

GAME 3 (APRIL 15, 2008) - ANAHEIM 4 @ DALLAS 2

The Ducks became contenders in the series, cutting the Stars' lead to two games to one with a 4-2 victory in Game 3 of the CQF...**Todd Marchant** opened the scoring for the Ducks with a goal at 6:39 of the first period for his first postseason goal since Game 3 of the WCF, May 23, 2006 at Edmonton...**Travis Moen** and **Chris Pronger** assisted on Marchant's goal...**Ryan Getzlaf** scored an unassisted goal, his first of the 2008 postseason, at 10:09 of the first...Pronger scored his first of two goals on the power play at 14:31 of the first, giving the Ducks a 3-0 lead...**Todd Bertuzzi** and **Doug Weight** each earned assists...Pronger pushed the score to 4-0 with another power play tally at 5:34 of the second...**Teemu Selanne** and Getzlaf provided the helpers...it was the first multi-goal game of Pronger's postseason career and tied the club record for points in a playoff game by a defenseman (also a career high)...in addition, his two goals tied a club record for most goals by a defenseman in a postseason contest...**J.S. Giguere** stopped 31-of-33 shots in the victory.

PP: 2-4 PK: 2-7 SF: 15 SA: 33

TOI: S. Niedermayer (26:56)

Three Stars: 1. Pronger 2. Morrow 3. Giguere

GAME 4 (APRIL 17, 2008) - ANAHEIM 1 @ DALLAS 3

All four of the game's goals were scored at even strength, as the Stars bested the Ducks, 3-1, in Game 4 of the CQF at American Airlines Center...after giving up a goal at 16:39 of the first period to Dallas' Joel Lundqvist, the score remained the same until 9:01 of the third period when Dallas' Stu Barnes put the Stars up, 2-0...Steve Ott added another Dallas goal at 17:17 of the third...**Mathieu Schneider** spoiled the Dallas shutout, scoring with 0:08 seconds remaining in the game...**Corey Perry**, returning for his first postseason contest after missing six weeks with a lacerated right quadriceps tendon, collected an assist on Schneider's goal...**Kent Huskins** also picked up an assist on the Ducks' lone goal, his second career postseason point...**J.S. Giguere** stopped 17-of-20 shots in the loss.

PP: 0-5 PK: 0-6 SF: 28 SA: 20

TOI: S. Niedermayer (25:32)

Three Stars: 1. Turco 2. Barnes 3. Modano

GAME 5 (APRIL 18, 2008) - ANAHEIM 5 VS. DALLAS 2

Anaheim extended the series to a sixth game with a 5-2 victory at Honda Center...**Corey Perry** scored his first goal of the postseason at 8:25 of the first period, with **Sean O'Donnell** collecting the assist...the Ducks' next two goals were scored on the power play, with **Ryan Getzlaf** scoring at 11:03 of the second and **Teemu Selanne** (GWG) scoring at 0:48 of the third...O'Donnell added an insurance goal at 12:05 of the third, his first goal in the postseason since Game 3 of the WCF, May 23, 2006 at Edmonton...he also established a career high for points in a postseason contest (1-1-2)...**Chris Pronger** and **Chris Kunitz** each had a two-assist night while Getzlaf and Selanne also collected single assists...**Todd Marchant** scored his second goal of the postseason with an empty-netter at 18:36 of the third...**J.S. Giguere** earned his second victory of the 2008 playoffs, stopping 40-of-42 shots...the Ducks were perfect on the penalty kill, going 7-for-7...the club scored two power play goals for the second time in the series.

PP: 2-3 PK: 0-7 SF: 42 SA: 32

TOI: C. Pronger (27:14)

Three Stars: 1. Giguere 2. Selanne 3. Ribeiro

GAME 6 (APRIL 20, 2008) - ANAHEIM 1 VS. DALLAS 4

The Ducks were eliminated from the 2008 NHL Playoffs with a 4-1 loss to the Stars in Game 6 of the CQF at American Airlines Center...**Corey Perry** opened the scoring with his second goal in as many games, successfully converting at the 2:11 mark of the second period...assists went to **Scott Niedermayer** and **J.S. Giguere**, who collected his first playoff point since the 2003 postseason...Dallas clinched the series victory with four goals in the third period, including tallies from Stephane Robidas, Stu Barnes, Loui Eriksson and Mike Modano...Giguere finished with 22 saves on 26 shots...the setback marked Anaheim's first opening-round loss since 1999.

PP: 0-3 PK: 2-5 SF: 18 SA: 26

TOI: S. Niedermayer (25:23)

Three Stars: 1. Robidas 2. Morrow 3. Barnes

2007 DUCKS PLAYOFF STATS

POS	NO.	PLAYER	GP	AVG		G	A	PTS	+/-	PIM	PP	SH	GW	OT	S	PCTG
				TOI												
C	15	RYAN GETZLAF	21	21:43	7	10	17	1	32	3	1	3	0	57	12.3	
R	10	COREY PERRY	21	16:29	6	9	15	5	37	1	0	1	0	58	10.3	
R	8	TEEMU SELANNE	21	19:07	5	10	15	1	10	0	0	2	1	60	8.3	
D	25	CHRIS PRONGER	19	30:11	3	12	15	10	26	1	0	0	0	58	5.2	
C	19	ANDY MCDONALD	21	18:37	10	4	14	6	10	5	0	0	0	64	15.6	
L	32	TRAVIS MOEN	21	17:18	7	5	12	5	22	0	0	3	1	34	20.6	
C	26	SAMUEL PAHLSSON	21	19:25	3	9	12	10	20	0	0	2	0	30	10.0	
D	27	SCOTT NIEDERMAYER	21	29:50	3	8	11	2	26	1	0	2	2	42	7.1	
C	44	ROB NIEDERMAYER	21	18:34	5	5	10	9	39	0	1	1	0	42	11.9	
D	23	FRANCOIS BEAUCHEMIN	20	30:33	4	4	8	2	16	4	0	0	0	58	6.9	
R	17	*DUSTIN PENNER	21	14:04	3	5	8	4	2	0	0	2	0	37	8.1	
L	14	CHRIS KUNITZ	13	17:47	1	5	6	1	19	0	0	0	0	28	3.6	
C	22	TODD MARCHANT	11	15:44	0	3	3	1-	12	0	0	0	0	19	.0	
D	5	RIC JACKMAN	7	6:04	1	1	2	2	2	1	0	0	0	2	50.0	
D	21	SEAN O'DONNELL	21	20:20	0	2	2	8	10	0	0	0	0	13	.0	
L	24	BRAD MAY	18	7:21	0	1	1	1-	28	0	0	0	0	14	.0	
D	40	KENT HUSKINS	21	11:44	0	1	1	4	11	0	0	0	0	5	.0	
C	13	MARK HARTIGAN	1	3:34	0	0	0	0	0	0	0	0	0	0	.0	
D	34	*AARON ROME	1	11:01	0	0	0	2-	0	0	0	0	0	0	.0	
R	46	JOE MOTZKO	3	3:54	0	0	0	0	2	0	0	0	0	2	.0	
L	18	*ANDREW MILLER	3	6:59	0	0	0	1	2	0	0	0	0	3	.0	
C	52	*RYAN CARTER	4	3:12	0	0	0	1-	0	0	0	0	0	0	.0	
R	16	GEORGE PARROS	5	3:49	0	0	0	0	10	0	0	0	0	1	.0	
G	30	ILYA BRYZGALOV	5	53:22	0	0	0	0	0	0	0	0	0	0	.0	
R	38	*RYAN SHANNON	11	4:03	0	0	0	0	6	0	0	0	0	5	.0	
L	45	SHAWN THORNTON	15	3:57	0	0	0	3-	19	0	0	0	0	5	.0	
D	33	JOE DIPENTA	16	8:12	0	0	0	0	4	0	0	0	0	3	.0	
G	35	J GIGUERE	18	59:16	0	0	0	0	0	0	0	0	0	0	.0	

SW#	GOALTENDER	GPI	MINS	AVG	W	L	T	EN	SO	GA	SA	SV %	G	A	PIM
35	J GIGUERE	18	1067	1.97	13	4		0	1	35	451	.922	0	0	0
30	ILYA BRYZGALOV	5	267	2.25	3	1		0	0	10	128	.922	0	0	0
ANA GOALTENDING TOTALS		21	1341	2.01	16	5		0	1	45	579	.922			



CUP IN CALIFORNIA:

By securing their first Stanley Cup championship in franchise history, the Anaheim Ducks also became the first team from California to win the Stanley Cup...their appearance in the Final marked just the fifth time since 1926 that a West Coast team competed for the Stanley Cup (also Vancouver (1982 & 1994), Los Angeles (1993) & Anaheim (2003))...the Ducks were the first West Coast team to win the Stanley Cup since the 1925 Victoria Cougars and the first U.S. team to win it since the 1917 Seattle Metropolitans.

KEEPING IT IN THE FAMILY:

Rob and **Scott Niedermayer** were the first set of brothers to win the Stanley Cup together since Brent and Duane Sutter won with the 1983 New York Islanders (they also won Cup with Islanders in 1982)...they were the first set of brothers to compete on the same team in the Stanley Cup Final since **Rich** and **Ron Sutter** played for the Philadelphia Flyers in the 1985 Final vs. the Edmonton Oilers (lost)...the Niedermayers were also the first brother combination on opposing clubs to appear in the Stanley Cup Final since 1946 when they met in the 2003 Stanley Cup Final.

YOUTH RAISE THE CUP:

The 2007 Champions had the largest contingency of players (11) in their first or second NHL year on one Stanley Cup roster...the 1986 Montreal Canadiens are the only team that comes close to the Ducks number of first or second year players on a Stanley Cup winning roster with 10...below is a list of Ducks that were in their first or second NHL season that played in at least one game with the club during their playoff run:

Ilya Bryzgalov	Drew Miller
Francois Beauchemin	Dustin Penner
Ryan Carter	Corey Perry
Ryan Getzlaf	Aaron Rome
Kent Huskins	Ryan Shannon
Chris Kunitz	

FOUR SCORE:

The Ducks were the first team since the 1989 Calgary Flames to have one player or fewer to have previously won the Stanley Cup...Scott Niedermayer was the only Ducks player who has previously won the Cup with the 1995, 2000 and 2003 New Jersey Devils...the 1989 Flames entered the Stanley Cup Final without a single player who had previously won a Cup.

ROOKIES CHIP IN:

The Ducks had five rookie players on their roster who competed in at least three 2007 playoff games...the last Stanley Cup championship team to have more than five rookies compete in at least three playoff games during a postseason run were the 1986 Montreal Canadiens, who had eight...below is a list of the rookies on the Ducks Stanley Cup winning roster that competed in at least three playoff games in 2007:

Ryan Carter
Kent Huskins
Drew Miller
Dustin Penner
Ryan Shannon

WASTING LITTLE TIME:

The Anaheim Ducks secured the Stanley Cup in just 21 games...with the 1992 Pittsburgh Penguins, the Ducks were the 5th (tied) fastest run to winning the Stanley Cup in NHL history since the best-of-seven series was implemented in 1987.

Year	Team	Record	Win Percentage
1988	Edmonton Oilers	16-2	.889
1993	Montreal Canadiens	16-4	.800
1997	Detroit Red Wings	16-4	.800
1995	New Jersey Devils	16-4	.800
2007	Anaheim Ducks	16-5	.762
1992	Pittsburgh Penguins	16-5	.762

TOP FLIGHT OVER LAST FOUR YEARS:

The Ducks advanced to the Conference Finals for the third time in the last four NHL seasons...no other team has advanced to the Conference Finals more than once over that span (since 2003 playoffs)...the Sabres and Senators advanced to the Conference Finals for the second time in four years...the Ducks were the ONLY team in the NHL to advance to the Stanley Cup Final twice in the previous four years.

YEAR	EASTERN CONFERENCE FINALS		WESTERN CONFERENCE FINALS		STANLEY CUP FINAL	
	Team	Team	Team	Team	Team	Team
2003	Ottawa	New Jersey	Anaheim	Minnesota	New Jersey	Anaheim
2004	Tampa Bay	Philadelphia	Calgary	San Jose	Tampa Bay	Calgary
2006	Carolina	Buffalo	Anaheim	Edmonton	Carolina	Edmonton
2007	Ottawa	Buffalo	Anaheim	Detroit	Ottawa	Anaheim

FEELING AT HOME IN THE FINAL:

The Ducks remain undefeated at home (7-0) in Stanley Cup Final contests and are 8-0 at home in series-clinching games (4-0 in 2007, 3-0 in 2003 and 1-0 in 1997).

DUCKS IN THE POSTSEASON:

For the first time in franchise history, the Ducks qualified for the Stanley Cup Playoffs in consecutive seasons...the club also qualified in 2006, 2003, 1999 and 1997...the Ducks have a win percentage of .603 in the Stanley Cup Playoffs with a 44-29 overall record.

WINNING THE CLOSE ONES:

The Ducks posted a 12-2 record in games decided by one goal...the club tied the NHL playoff record for the most one-goal victories in one postseason...the 2003 Mighty Ducks of Anaheim had 12 one-goal victories during their Stanley Cup Final run...the 1993 Montreal Canadiens also accomplished this feat as they went on to win the Stanley Cup...in addition, the Ducks were T-2nd in lead-changing, game-winning goals that occurred in the third period or overtime:

GAME-WINNING GOALS IN THE THIRD PERIOD OR OVERTIME

Year	Team	3rd Period/OT Wins
1993	Montreal Canadiens	12
2007	Anaheim Ducks	10
1994	Vancouver Canucks	10
1999	Dallas Stars	10
2003	Mighty Ducks of Anaheim	10

GETTING IT DONE AT HOME:

With their win vs. OTT in Game Five of the Stanley Cup Final, the Ducks won their 10th (10-2) game at home in the postseason and have an overall home record of 23-7 since the start of the 2003 Stanley Cup Playoffs...in addition, Anaheim is 8-0 in series-clinching games at home, including 4-0 in 2007 (3-0 in 2003, 1-0 in 1997).

DUCKS AT PEAK PLAYOFF SPOT SINCE 2003:

The Ducks have the most playoff wins (40) AND best playoff winning percentage (.690) in the NHL since the start of the 2003 post-season...below is a look at the top 10 playoff win totals in the NHL since 2003:

	GP	W	L	Win %
Anaheim Ducks	58	40	18	.690
Ottawa Senators	53	30	23	.566
New Jersey Devils	49	27	22	.551
Tampa Bay Lightning	45	24	21	.533
San Jose Sharks	39	22	17	.564
Calgary Flames	39	20	19	.512
Buffalo Sabres	33	20	13	.606
Philadelphia Flyers	37	19	18	.513
Edmonton Oilers	30	17	13	.566
Carolina Hurricanes	25	16	9	.640

OVERTIME ON DUCKS SIDE:

Since the 2003 Stanley Cup Playoffs, the Ducks have appeared in 15 postseason contests that have been decided in overtime...the club is 13-2 in those games, the most by any team since 2003...below is a look at the top six teams in the NHL with the most overtime playoff wins:

Team	GP	W	L	Win %
Anaheim	15	13	2	.867
Ottawa	11	7	4	.636
Colorado	9	6	3	.667
Calgary	9	6	3	.667
Buffalo	10	6	4	.600
Vancouver	11	6	5	.545

GIGUERE OUTSTANDING IN OVERTIME:

With the Ducks' overtime loss April 27 vs. VAN in Game Two of the Western Conference Semifinals, J.S. Giguere snapped his OT shutout streak at 197:52, which is the longest OT playoff minute shutout streak in NHL history...Giguere's streak began on April 10, 2003 in the CQF vs. DET when the Ducks edged the Red Wings, 2-1 in triple overtime...in 250:47 career postseason OT minutes, Giguere has a 0.24 GAA and .990 SV% (101-for-102)...with two OT wins in the CSF vs. VAN (May 1 and May 3) and two in the WCF vs. DET (May 13 and May 20), he is now 12-1 in his career in overtime (7-0 in 2003, 1-0 in 2006 and 4-1 in 2007)...Giguere is the only player to post a 12-1 record in OT in his first 13 career playoff OT games...in addition, Giguere's OT winning percentage (.923) is the highest for any goaltender with 10-plus OT decisions:

BEST POST SEASON OVERTIME RECORDS

(minimum of 10 overtime appearances)

PLAYER	Team	GP	W	L	WIN %
Jean-Sebastien Giguere	ANA	13	12	1	.923
Billy Smith	NYI	21	16	5	.762
Felix Potvin	TOR/LA	20	15	5	.750
Arturs Irbe	SJ/CAR	12	9	3	.750
Johnny Bower	TOR	11	8	3	.727

GIGUERE TOUGH TO BEAT:

J.S. Giguere allowed two goals or less in 13 of his 18 appearances in the 2007 Stanley Cup Playoffs...he recorded a shutout on May 30 vs. OTT in Game Two of the SCF when he stopped all 16 shots he faced...it was his sixth career postseason shutout, with the previous five coming in the 2003 playoff campaign (most recent: June 2, 2003 vs. NJ in Game Four of the SCF, also a 1-0 victory)...he finished the postseason 4th in the NHL with a 1.97 GAA and T-5th in the NHL with a .922 SV%, stopping 416-of-451 shots...in addition, he successfully stopped the only penalty shot he faced during the 2007 postseason on June 6 vs. OTT (A. Vermette @ 7:23 of the third period)...he won 13 of his 17 starts, including four OT victories (May 3 vs. VAN, May 1 @ VAN, May 13 @ DET and May 20 @ DET) and stopped all shots he faced coming on in relief of **Ilya Bryzgalov** on April 17 @ MIN...Giguere has appeared in 45 career postseason contests, posting a 31-13 record, with a 1.96 GAA and .929 SV%.

SWEDE SUCCESS FOR PAHLSSON:

Center **Samuel Pahlsson**, not usually known as a scorer (8-18=26 in 2006-07 regular season) became a major contributor to the Ducks offense during the postseason...Pahlsson recorded 3-9=12 points in 21 playoff games and was T-6th on the team in scoring...he recorded the GWG in two of the Ducks last five wins of the postseason...he scored the lone goal for the Ducks in their Game Two victory of the SCF on May 30 vs. OTT...in addition, Pahlsson scored the game-winner in the Ducks' series-clinching Game Six of the WCF vs. DET on May 22...he also led the league in postseason faceoff wins (249) and hits (79).

GETZLAF BREAKS THROUGH:

In just his second season, center **Ryan Getzlaf** was one of the more prolific scorers throughout the Ducks postseason run...he earned 7-10=17 points in 21 postseason contests, eclipsing his point total in the 2006 Stanley Cup Playoffs by 10 points (3-4=7)...Getzlaf led the club in scoring, was 2nd in goal scoring and 5th in the NHL in postseason scoring...in addition, he was T-2nd in the NHL in game-winning goals (3) and short-handed goals (1)...he also had a two-game goal streak (2-0=2) May 22-28 and scored three goals in the last six games (3-3=6)...Getzlaf collected 4-4=8 points in the last eight playoff games and 4-6=10 points in the last 11 games.

S. NIEDERMAYER SHINES IN OT:

On May 3 in the CSF, defenseman **Scott Niedermayer** scored the series-clinching OT goal against the Vancouver Canucks in the CSF...it was the first OT goal of his postseason career, while also holding the all-time regular season OT goal record among defensemen with 10...he added a second postseason OT goal, just 10 days after the first, on May 13 at Detroit in Game Two of the WCF (4-3 victory)...in addition, on May 20 in Game 5 of the WCF at Detroit, Niedermayer scored the game-tying goal with 48 seconds left before **Teemu Selanne** scored in OT to give the Ducks a crucial 2-1 victory...Niedermayer tied the record for most OT goals by a defenseman in one playoff year:

MOST OVERTIME GOALS BY DEFENSEMAN IN ONE PLAYOFF YEAR

Year	Player	Team	Goals
2007	Scott Niedermayer	Anaheim	2
2002	Nichlas Wallin	Carolina	2
1995	Chris Chelios	Chicago	2
1950	Leo Reise, Jr.	Detroit	2

CHECKING LINE BECOMES SCORING LINE:

The Ducks line combination of **Samuel Pahlsson-Rob Niedermayer-Travis Moen** was the Ducks checking line all season, but in addition to their defensive responsibilities, all three became prolific scorers in the postseason...the line combined for 15-19=31 points in 21 postseason games, including six GWGs...Moen recorded the game-winner in Game Five of the SCF on June 6 vs. OTT (also recorded the first two-goal game of his postseason career) and the OT goal in Game Four of the CSF on May 1 @ VAN...in addition, he also scored the game-winner in Game One of the SCF vs. OTT...Pahlsson had two game-winners (May 30 vs. OTT in Game Two of the SCF, 1-0 victory and May 22 vs. DET in Game Six of the WCF, 5-3 victory) and R. Niedermayer had one game-winner (Apr. 15 vs. MIN in Game Three of the CQF)...the trio recorded a combined +24 rating throughout the 2007 Stanley Cup Playoffs.

PRONGER AT THE TOP OF HIS GAME:

In 19 postseason contests, **Chris Pronger** scored 3-11=14 points, which tied for 2nd on the team and 2nd in the NHL among defensemen...he was also T-7th in overall scoring, T-4th in overall assists and T-3rd in power play assists...the 2007 Stanley Cup Playoffs marked the 11th year he appeared in the postseason and recorded his second-highest career point total (5-16=21 points with EDM in 2005-06)...in addition, he was 4th in the NHL in avg. TOI with 30:11/g.

BATTLING BACK:

On May 1 @ VAN, the Ducks rallied from a 2-0 deficit in the third period, to eventually take the game in overtime...it marked the first time the club had successfully battled back from a two-goal deficit to win in postseason history...Travis Moen scored the game-winner, just over two minutes into the first overtime, marking his first career OT goal in the playoffs...with the Ducks' OT win, teams in the 2007 playoffs with a two-goal lead at any point in the game went 42-4...the only teams to come back from a two-goal deficit in the postseason are Detroit and Ottawa...Detroit rallied from two goals down twice to eventually beat San Jose 3-2 on both occasions (April 28 @ DET and May 2 @ SJ)...Ottawa came back from a two-goal deficit to win in double OT, 4-3 against Buffalo (May 12 @ BUF).

BROTHERS TEAMING UP WHEN IT COUNTS:

Brothers **Scott** and **Rob Niedermayer** both had vital roles in three of the Ducks' playoff victories...on May 3 in their series-clinching game vs. Vancouver in the CSF, Rob's hit on Jannik Hansen helped to turn the puck over for Scott's OT goal against Roberto Luongo...on May 13 at Detroit in the WCF, Rob had the first assist on Scott's second OT goal in as many games...in Game One of the Stanley Cup Final on May 28 vs. Ottawa, both Rob and Scott assisted on **Travis Moen's** game-winning goal as the Ducks held onto a 3-2 victory.

DEFENSE FIRST:

The Ducks allowed just 45 goals in 21 2007 Stanley Cup Playoff games...the club allowed an average of 2.14 goals-per-game, good for 3rd in the NHL in the postseason.

SHUTTING THE DOOR:

The Ducks 2007 Stanley Cup Playoff record when...

Category	Record
When scoring two or more goals in a game	15-1
When opponents are held to less than 35 shots	14-3
When not allowing a power play goal	9-1
When scoring first	10-2

SHARING THE LOAD:

Defensemen **Francois Beauchemin** (30:33/g), **Chris Pronger** (30:11/g) and **Scott Niedermayer** (29:50/g) were 3rd, 4th and 5th, respectively, in the NHL in avg. TOI... the only other playoff team that had three players in the top 10 in avg. TOI was Vancouver (Ohlund, 6th; Bieksa, 9th; Kesler, 10th), which was eliminated by Anaheim in the CSF on May 3.

MAC'S BIG NIGHT:

On April 25 vs. VAN, Ducks center **Andy McDonald** recorded his first career hat trick (regular or postseason)...in addition, it was the club's second playoff hat trick in franchise history...McDonald also added an assist for 3-1=4 points, tying the most points recorded by a Duck in playoff history...**Joffrey Lupul** scored 4-0=4 points on May 9, 2006 in the CSF vs. COL, recording the club's first-ever postseason hat trick and four-point game.

KUNITZ PROVIDES SUPPORT:

On April 25 vs. VAN, the Ducks scored three goals in the first period, the most in the opening session by the club in the 2007 postseason...left wing **Chris Kunitz** provided the assists on all three goals (0-3=3), marking the first time in club history a player has collected three assists in a single period in the playoffs.

SELANNE BREAKS YET ANOTHER CLUB RECORD:

On April 13 vs. MIN in Game Two of the CQF, **Teemu Selanne's** assist broke Paul Kariya's franchise record for career points in the postseason...he broke the club's playoff goals record May 23, 2006 @ EDM, scoring his 15th career postseason goal as a Duck.

BEAUCHEMIN REPEATS FEAT:

Francois Beauchemin's two goals April 13 vs. MIN marked the third time in club history a Ducks defenseman had scored two goals in a playoff game...Beauchemin has done it twice, also scoring two goals on April 25, 2006 vs. CGY (Game 3)...the only other Ducks defenseman to score two goals in a playoff game was **J.J. Daigneault**, who did so in Game Two of the CQF on April 18, 1997 vs. PHX.

NIGHT OWLS:

The Ducks' double-overtime, series-clinching win on May 3 vs. VAN in Game Five of the CSF was the club's seventh multiple-overtime game in club history...the Ducks have gone 4-3 in those seven games...the club's last multiple overtime game before May 3 came on April 27 in Game Two of the CSF vs. VAN (3-2, Cowan GWG).

HATCHING HEAD COACHES IN ANAHEIM:

Of the four teams that competed in the Western Conference Semifinals, three were led by coaches who received their NHL head coaching start in Anaheim...**Ron Wilson** (SJ) served as Anaheim's head coach from 1993-97, while **Mike Babcock** made his head coaching debut with the Ducks from 2002-04...**Randy Carlyle** has coached the Ducks for the past two seasons, helping the team advance to the Stanley Cup Playoffs in consecutive seasons for the first time in franchise history...Vancouver's head coach, **Alain Vigneault**, the only CSF coach to have not served in Anaheim, succeeded Carlyle as the head coach of the Manitoba Moose (AHL) in 2005...in addition, another Anaheim connection existed in the Stanley Cup Final...Ottawa head coach **Bryan Murray** was the head coach of the Ducks in 2001-2002, before taking over as GM of the club (2002-2004).

PLAYOFF DEBUTS:

On April 11 vs. MIN in Game 1 of the CQF, three Ducks made their career postseason debuts...**Mark Hartigan**, **George Parros** and **Kent Huskins** all took the ice for the first time in NHL postseason competition...the three players recorded a combined 17:42 of TOI and maintained an even plus/minus rating...**Ryan Shannon** made his postseason debut on April 13 vs. MIN...after two games as a healthy scratch, **Shawn Thornton** played in a postseason contest for the first time on April 15 @ MIN and went on to play in 15 games going scoreless with 19 PIM...after his recall on April 8, **Aaron Rome** made his postseason debut on April 17 @ MIN, logging 11:01 of ice time...**Drew Miller** appeared in his first playoff contest April 19 vs. MIN (2:15 TOI), which also happened to be his NHL debut, in addition, **Miller** played in Games One and Two of the SCF, going scoreless with a +1 rating and two PIM...**Ryan Carter** made his NHL career debut on May 17 vs. DET in Game Four of the WCF...he also appeared in Game Four of the SCF...**Joe Motzko** logged 6:16 of ice time and recorded three hits in his first career NHL playoff game on May 20 @ DET.

2006 DUCKS PLAYOFF STATS

POS	NO.	PLAYER	GP	AVG											
				TOI	G	A	PTS	+/-	PIM	PP	SH	GW	OT	S	PCTG
R	13	TEEMU SELANNE	16	17:55	6	8	14	0	6	1	0	2	0	53	11.3
C	22	TODD MARCHANT	16	17:33	3	10	13	14	14	0	0	0	0	26	11.5
R	15	JOFFREY LUPUL	16	16:43	9	2	11	9	31	1	0	1	1	62	14.5
D	27	SCOTT NIEDERMAYER	16	28:53	2	9	11	1	14	1	1	1	0	48	4.2
R	76	*DUSTIN PENNER	13	13:15	3	6	9	10	12	0	0	0	0	41	7.3
D	23	*FRANCOIS BEAUCHEMIN	16	27:26	3	6	9	0	11	3	0	0	0	35	8.6
C	19	ANDY MCDONALD	16	16:33	2	7	9	0	10	2	0	0	0	48	4.2
L	38	*CHRIS KUNITZ	16	12:30	3	5	8	1-	8	0	0	0	0	34	8.8
C	51	*RYAN GETZLAF	16	15:49	3	4	7	3-	13	2	0	1	0	38	7.9
D	24	RUSLAN SALEI	16	22:08	3	2	5	10	18	0	0	1	0	27	11.1
D	21	SEAN O'DONNELL	16	16:43	2	3	5	8	23	0	0	1	1	10	20.0
C	26	SAMUEL PAHLSSON	16	17:06	2	3	5	2	18	0	0	2	0	22	9.1
L	12	JEFF FRIESEN	16	11:14	3	1	4	1-	6	0	0	0	0	15	20.0
C	44	ROB NIEDERMAYER	16	19:35	1	3	4	1-	10	1	0	0	0	24	4.2
D	5	VITALY VISHNEVSKI	16	13:40	0	4	4	2	10	0	0	0	0	8	.0
R	61	*COREY PERRY	11	9:32	0	3	3	4-	16	0	0	0	0	14	.0
L	32	TRAVIS MOEN	9	8:25	1	0	1	1	10	0	0	0	0	5	20.0
R	17	JONATHAN HEDSTROM	3	16:57	0	1	1	0	2	0	0	0	0	1	.0
G	35	J GIGUERE	6	53:03	0	0	0	0	0	0	0	0	0	0	.0
G	30	*ILYA BRYZGalOV	11	59:54	0	0	0	0	2	0	0	0	0	0	.0
L	29	TODD FEDORUK	12	8:19	0	0	0	1-	16	0	0	0	0	12	.0
D	33	JOE DIPENTA	16	11:34	0	0	0	1	13	0	0	0	0	5	.0

SW#	GOALTENDER	GPI	MINS	AVG	W	L	T	EN	SO	GA	SA	SV %	G	A	PIM
30	*ILYA BRYZGalOV	11	659	1.46	6	4		2	3	16	285	.944	0	0	2
35	J GIGUERE	6	318	3.40	3	3		0	0	18	132	.864	0	0	0
ANA GOALTENDING TOTALS		16	988	2.19	9	7		2	3	36	419	.914			



DUCKS SET PLAYOFF TEAM MARKS:

The Ducks set a club record for goals in a playoff season, scoring 46 times in 2006...other notable team records set in 2006, were most goals in a playoff game (6 @ EDM on 5/25), goals in a period (4, twice in 2006), penalty minutes in a playoff season (267) and penalty minutes in a series (vs. CGY)...the club also tied the mark for playoff goals in a series (17, vs. CGY; also vs. PHX in 1997).

ROOKIES MAKE THEIR MARK:

Of the 128 team points (48-80=128) the Ducks scored during the postseason, Anaheim rookies accounted for 12-25=37 of them (28.9%)...the 37 rookie points were the most in one playoff year since the 1993 Los Angeles Kings had 40 rookie points...of the 16 goals the Ducks scored in the Western Conference Semifinals series versus Colorado, three were scored by rookies and all but three figured a rookie on the score sheet...the last time a team had six rookies play a game in the Conference Finals was the 1991 Boston Bruins (although only one, Jeff Lazaro, played all six games of the series).

TWO STILL PLAYING:

Anaheim was the only NHL organization to have both their NHL team and AHL affiliate reach each respective league's conference final...The Portland Pirates clinched the Atlantic Division Final Series, defeating the Hartford Wolfpack four games to two to advance to the Eastern Conference Final, where they fell to the Hershey Bears 4-3.

SIX IN A ROW:

With their Western Conference Semifinal series-clinching win in Game 4 (May 11) versus COL, the Ducks tied the franchise record for consecutive playoff victories with six...the record was set during the 2003 postseason from 4/10/03-4/26/03...the Ducks swept Detroit in the conference quarterfinals and won their first two games at Dallas in the conference semifinals.

13 UNANSWERED:

The Ducks scored 13 unanswered goals, from Game 6 (May 1) versus Calgary in the Western Conference Quarterfinals to Game 3 (May 9) versus Colorado in the Western Conference Semifinals...the Flames scored at 10:18 of the first period and the Ducks scored 13 goals without allowing a goal against until Dan Hinote scored at 19:33 of the first period in Game 3...The last team to score 13 or more unanswered goals in the postseason was Detroit with 14 from 5/15/95-5/23/95.

MARCHANT TIES RECORD:

Ducks center **Todd Marchant** tied the club record for most assists in a playoff game with three in Game 4 (May 25) of the Western Conference Finals at Edmonton...the feat had been accomplished three times previously (Dustin Penner, 5/9/06 @ COL, Steve Rucchin, 4/21/99 @ DET and Petr Sykora, 4/26/03 @ DAL).

NOBODY BEATS THE BRYZ:

Ilya Bryzgalov tied an NHL record with three consecutive shutouts (done five times previously) in Game 7 of the Conference Quarterfinals versus Calgary (May 3), Game 1 (May 5) and Game 2 (May 7) of the Conference Semifinal versus Colorado...In addition Bryzgalov's shutout sequence of 249:15, is the second-longest in NHL postseason history and is the longest ever by a rookie. Gerry McNeil previously held the rookie record at 218:42...Bryzgalov stopped 98 consecutive shots.

LONGEST SHUTOUT SEQUENCE BY A GOALTENDER IN ONE PLAYOFF YEAR:

Streak	Goaltender	Team	Dates
270:08	George Hainsworth	Canadiens	3/28-4/3, 1930
249:15	Ilya Bryzgalov	Ducks	5/3-5/7, 2006
248:35	Dave Kerr	Rangers	3/25-4/6, 1937
248:32	Normie Smith	Red Wings	3/24-28, 1936
218:42	Gerry McNeil	Canadiens	3/27-31, 1951
217:54	J.S. Giguere	Ducks	5/5-16, 2003

FIRST IN 61 YEARS:

In Game 1 (May 5) versus COL, Ducks goaltender **Ilya Bryzgalov** became the first rookie to record consecutive shutouts in the playoffs since 1945...the last rookie goaltender to post consecutive shutouts in the postseason was Toronto's Frank McCool in April of 1945...McCool had three consecutive shutouts versus Detroit on April 6, 8 and 12...Bryzgalov tied him for the rookie record.

ANOTHER ONE FOR BRYZ:

Ilya Bryzgalov is only the fourth rookie goaltender to win all four games of a playoff series sweep...the others are Chicago's Tony Esposito in 1970 vs. Detroit; Montreal's Jacques Plante in 1954 vs. Boston; Montreal's Bill Durnan in the 1944 Stanley Cup Finals versus Chicago.

BRYZ SHUTS THE DOOR:

Ilya Bryzgalov's shutout in Game 7 (May 3) of the Western Conference Quarterfinals at Calgary was the first shutout by a rookie in a Game 7 since May 15, 1993, when Felix Potvin of Toronto shutout St. Louis...in addition, it was only the third shutout in a Game 7 by a rookie in NHL history as the New York Islanders' Chico Resch was the first goalie to do so in 1975 at Pittsburgh...**Bryzgalov led the NHL in GAA (1.46), SV% (.944) and shutouts (3).**

SELANNE WITH ANOTHER DUCK RECORD:

Ducks right wing **Teemu Selanne** had points in seven straight playoff games (Apr. 23-May 5), scoring 4-5=9 points, tying a club record for longest playoff point streak (also, Dmitri Mironov (0-8=8 points), Apr. 24-May 8, 1997).

PENNER IN THE FRANCHISE RECORD BOOK:

With three assists in Game 3 (May 9) of the Conference Semifinals versus Colorado, Ducks left wing **Dustin Penner** tied the franchise record for most assists in a playoff game (done twice previously, Steve Rucchin, 4/21/99 @ DET and Petr Sykora, 4/26/03 @ DAL)...his three assists are the first ever recorded by a rookie in a single playoff game in team history.

RALLY:

Anaheim's Western Conference Quarterfinal win versus Calgary marked the second time the club has ever rallied from a series deficit to win (also 1997, down 3-2 vs. PHX, won series 4-3).

DECIDING RECORD:

With their 3-0 victory in Game 7 (May 3) of the Western Conference Quarterfinal at Calgary, the Ducks improved their record in Game 7s to 2-1...the win at Calgary was the Ducks' first series clinching game on the road...in their first ever Game 7 (April 29) versus Phoenix in the 1997 Conference Quarterfinals, the Ducks won 3-0...in Game 7 (June 9) of the 2003 Stanley Cup Finals, the Ducks dropped a 3-0 decision to the New Jersey Devils.

PERFECT IN GAME 6:

With a 2-1 victory in Game 6 (May 1) in Anaheim, the Ducks extended their perfect record in Game 6s to four games...below is a list:

Date	Series	Opponent Score
May 1, 2006	CQF vs. CGY	W, 2-1
June 7, 2003	SCF vs. NJ	W, 5-2
May 5, 2003	CSF vs. DAL	W, 4-3
April 27, 1997	CQF @ PHX	W, 3-2 (OT)

TWO FOR THE ROOKIES:

Mighty Ducks defenseman **Francois Beauchemin's** two goals (both PPGs) in Game 3 of the Western Conference Quarterfinals set a club record for goals in a playoff game by a rookie...in addition, he tied the club record for most goals in a playoff game (eight times previously), most goals by a defenseman in a playoff game (J.J. Daigneault, Game 2 of CQF, April 18, 1997) and most power play goals in a playoff game (Adam Oates, Game 4 of WCFF, May 16, 2003)...**Dustin Penner** tied the record with two goals in Game 4 (May 25) of the Western Conference Finals.

OH WHAT A NIGHT:

In Game 3 (May 9) at Colorado in the Western Conference Semifinals, Joffrey Lupul scored all four of the Ducks goals, including the game-winner in overtime...in doing so, he became the first player in NHL playoff history to score four goals, including the overtime winner...the four-goal game was the first ever by a Ducks player in the postseason or regular season...he's the first player to account for all four of his team's goals in a win since Maurice "Rocket" Richard did so on March 23, 1944...the feat had been accomplished twice previously...prior to Lupul's four goals, the last player to score four goals in a playoff game was Theo Fleury on May 13, 1995 for the Flames in a 6-4 win over San Jose...below is a list of players to account for all four of their teams goals:

PLAYERS TO SCORE 4+ GOALS, ACCOUNTING

FOR ALL HIS TEAM'S GOALS (NHL PLAYOFF HISTORY)

Date	Teams	Goals
05/09/2006	ANA 4 vs COL 3	Joffrey Lupul 4 (win)
04/26/1993	NYI 4 at WAS 6	Ray Ferraro 4 (loss)
04/10/1986	CHI 4 vs TOR 6	Denis Savard 4 (loss)
03/23/1944	MTL 5 vs TOR 1	Rocket Richard 5 (win)
03/22/1919	MTL 4 at SEA 2	Newsy Lalonde 4 (win)

LUPUL'S BIG NIGHT:

Ducks right wing **Joffrey Lupul** became the first Ducks player to score four goals in a playoff or regular season game...in addition, Lupul broke the playoff record for goals in a series; he had six in four games in the Western Conference Semifinal series versus Colorado (Paul Kariya and Teemu Selanne each had five goals in the 1997 Conference Quarterfinals versus Phoenix, seven games)...he has also eclipsed the record for goals in a playoff season with nine (seven was the previous record, done three times: Paul Kariya and Teemu Selanne in 1997, 11 games; and Steve Rucchin, 2003, 21 games)...his three-game goal streak (6-0=6) from May 7-11, is the longest goal streak in club playoff history.

2003 DUCKS PLAYOFF STATS

POS	NO.	PLAYER	GP	AVG											S	PCTG
				TOI	G	A	PTS	+/-	PIM	PP	SH	GW	OT			
C	77	ADAM OATES	21	19:15	4	9	13	2	6	3	0	1	0	18	22.2	
R	39	PETR SYKORA	21	18:38	4	9	13	3	12	1	0	2	2	58	6.9	
L	9	PAUL KARIYA	21	21:14	6	6	12	0	6	0	0	1	1	53	11.3	
L	12	MIKE LECLERC	21	19:01	2	9	11	3	12	1	0	2	1	55	3.6	
C	20	STEVE RUCCHIN	21	23:34	7	3	10	2-	2	1	0	2	1	46	15.2	
C	44	ROB NIEDERMAYER	21	23:34	3	7	10	5-	18	0	2	0	0	41	7.3	
R	32	STEVE THOMAS	21	15:12	4	4	8	2	8	2	0	3	1	40	10.0	
D	8	SANDIS OZOLINSH	21	23:37	2	6	8	8	10	0	0	1	0	39	5.1	
L	23	*STANISLAV CHISTOV	21	13:21	4	2	6	4	8	0	0	1	0	33	12.1	
C	26	SAMUEL PAHLSSON	21	16:40	2	4	6	1	12	0	0	0	0	24	8.3	
D	24	RUSLAN SALEI	21	26:05	2	3	5	3	26	0	0	1	1	33	6.1	
L	10	JASON KROG	21	12:10	3	1	4	3	4	0	0	0	0	23	13.0	
D	3	KEITH CARNEY	21	26:39	0	4	4	3	16	0	0	0	0	26	.0	
D	28	NICLAS HAVELID	21	25:41	0	4	4	0	2	0	0	0	0	29	.0	
D	34	*KURT SAUER	21	20:44	1	1	2	3	6	0	1	1	0	8	12.5	
C	11	MARC CHOQUINARD	15	7:16	1	0	1	1	0	0	0	0	0	11	9.1	
R	21	DAN BYLSMA	11	9:44	0	1	1	3	2	0	0	0	0	12	.0	
G	35	J GIGUERE	21	67:00	0	1	1	0	0	0	0	0	0	0	.0	
D	5	VITALY VISHNEVSKI	21	10:01	0	1	1	3-	6	0	0	0	0	8	.0	
D	2	FREDRIK OLAUSSON	1	3:19	0	0	0	0	0	0	0	0	0	0	.0	
L	14	*CAM SEVERSON	1	2:24	0	0	0	0	0	0	0	0	0	0	.0	
G	29	MARTIN GERBER	2	10:01	0	0	0	0	0	0	0	0	0	0	.0	
L	22	*ALEXEI SMIRNOV	4	4:21	0	0	0	0	2	0	0	0	0	3	.0	
R	18	PATRIC KJELLBERG	10	10:30	0	0	0	2-	0	0	0	0	0	6	.0	

SW#	GOALTENDER	GPI	MINS	AVG	W	L	T	EN	SO	GA	SA	SV %	G	A	PIM
35	J GIGUERE	21	1407	1.62	15	6		1	5	38	697	.945	0	1	0
29	MARTIN GERBER	2	20	3.00	0	0		0	0	1	6	.833	0	0	0
ANA GOALTENDING TOTALS		21	1428	1.68	15	6		1	5	40	704	.943			



DUCKS CAPTURE FIRST WESTERN CONFERENCE CHAMPIONSHIP:

The Ducks finished the 2003 playoffs with a record of 15-6, recording the highest winning percentage in the NHL (.714)...the Ducks had a 9-1 record at home during the playoffs, second only to New Jersey's 12-1 mark...Anaheim swept the Minnesota Wild to win the Western Conference Championship, advancing to the Stanley Cup Finals for the first time in club history...the Ducks became the second post 1990's expansion team to reach the Finals, following the Florida Panthers in 1996 (vs. Colorado)...since the NHL assumed control of the Stanley Cup Finals after the 1926 season, the Ducks were only the fourth team in league history from the Pacific Time Zone to reach the Finals (Vancouver in 1994 and 1982, Los Angeles in 1993).

TEAM DEFENSE LEADS TO NHL RECORD:

The Ducks set an NHL record in their Western Conference Finals series vs. Minnesota, allowing the fewest goals against in a best-of-7 series by allowing just a single marker to the Wild...Andrew Brunette scored at 4:37 of the first period in Game Four to notch the first Minnesota goal...the 1935 Toronto Maple Leafs and 1952 Detroit Red Wings each surrendered two goals in four-game series.

OVERTIME MAGIC FOR DUCKS IN 2003:

The Ducks went 7-0 in overtime in the 2003 playoffs, becoming the first team in NHL playoff history to go undefeated in OT when playing in at least six such contests...the seven consecutive overtime wins was second only to the 1993 Canadiens (10) for consecutive OT wins during one playoff season (Montreal finished 10-1 in OT)... Anaheim was the first team in NHL history to win four games in overtime in their first six postseason contests (Ducks were also the sixth team in NHL history to PLAY in four OT games in the first six playoff contests...the Ducks also became the first team since the 1994 Vancouver Canucks (April 26-30) to win three straight playoff games in overtime (no team has ever won four straight)...the Ducks won three straight spanning Game 4 of the conference Quarter-Finals (Apr. 16) and Games 1 & 2 of the conference Semi-Finals (Apr. 24-26)...the Ducks had six different goal scorers in the seven overtime games (Sykora had two; Kariya, Rucchin, Leclerc, Thomas and Salei had one).

DUCKS TAKE CARE OF BUSINESS AT HOME:

The Ducks finished 9-1 at home in the playoffs, including seven-straight home wins to end the postseason (second longest of '03 playoffs, behind New Jersey's eight)...the club's only loss was a 2-1 setback to Dallas in Game 3 of the Conf. Semifinals...the Ducks earned a record of 3-1 in Game 3, 4-0 in Game Four and 2-0 in Game 6...the club out-scored the opposition 26-to-13 at home this postseason...the Ducks allowed one-goal-or-fewer on five occasions.

WINNING THE CLOSE ONES:

The Ducks had a remarkable 12-1 record in the 2003 playoffs in games decided by one goal-or-less...the 12 one-goal wins tied the most in league history during one playoff year (also 1993 Canadiens)... The Ducks two-goal win in Game 1 of the Western Conference Finals broke a string of nine consecutive wins by a one-goal margin (4/10/03 - 5/10/03), which broke the record for one playoff year...the previous record was seven, done twice before (1989 Canadiens and 2001 Kings)... five of the games needed overtime to be decided... the Ducks eight consecutive one-goal decisions to start the playoffs tied the record for one playoff year (1989 Canadiens).

MOST 1-GOAL WINS IN A SINGLE POST SEASON:

Year	W	L
1993 Montreal Canadiens	12	1
2003 Mighty Ducks of Anaheim	12	1
2000 Dallas Stars	10	4
2000 New Jersey Devils	9	5
2002 Carolina Hurricanes	9	4

PLAYOFF SPECIAL TEAMS:

The Ducks went 8-for-70 (11.4%) overall on the power play in the postseason (ranking 13th)...the club was 61-for-70 (87.1%) on the penalty kill (ranking fifth)...Anaheim scored its first-ever shorthanded goal in a playoff game in Game 1 @ DAL (4/24/03 - Rob Niedermayer) and had three in the playoffs (tied for most in NHL with Ottawa).

OFF AND RUNNING:

The Ducks began the playoffs on a six-game winning streak, which was the longest of the 2003 playoffs...by going 6-0 vs. Detroit and Dallas, Anaheim became the first team in NHL history to win six-straight games to start the playoffs vs. teams that had over 100+ points in the regular season...in addition, the Ducks joined the former Minnesota North Stars (now Dallas Stars) as the only teams in NHL history to start the postseason as a road team and win six-straight...the North Stars won six straight from April 8-19, 1981.

CONSECUTIVE WINS FROM START OF A POST SEASON - FIRST OF WHICH WAS ON THE ROAD

6	Mighty Ducks of Anaheim	4/10/03 - 4/26/03
6	Minnesota North Stars	4/08/81 - 4/19/81
5	Detroit Red Wings	3/24/36 - 4/7/36
5	New York Rangers	3/23/37 - 4/6/37
5	Toronto Maple Leafs	4/13/01 - 4/26/01

FIGUERE MAKES HISTORY IN OT:

J.S. Giguere owns the longest scoreless OT minutes streak in NHL playoff history...he surpassed Patrick Roy to set an NHL record in Game 3 vs. New Jersey and has a current streak of 168:27...with three shutouts vs. Minnesota in the Conference Finals, Giguere was the sixth netminder in NHL history to record three consecutive playoff shutouts and the first to do so in the Conference Finals or NHL Semifinals...Giguere joined Clint Benedict (Montreal Maroons, 1926), John Ross Roach (New York Rangers, 1929), Frank McCool (Toronto, 1945), Brent Johnson (St. Louis, 2002) and Patrick Lalime (Ottawa, 2002) for that record...he also tied an NHL Playoff Record for most shutouts in a series, set eight times previously, including twice last season by Brent Johnson (St. Louis) and Patrick Lalime (Ottawa)...below is closer look:

LONGEST OVERTIME SHUTOUT STREAKS (PLAYOFFS)

Jean-Sebastien Giguere	168:27 (4/10/2003 - 5/31/2003) Active Streak
Patrick Roy	162:56 (5/ 8/1996 - 4/20/1997)
Charlie Gardiner	149:15 (3/26/1931 - 4/10/1934)
Ed Belfour	141:42 (6/19/1999 - 6/10/2000)
Gerry McNeil	124:39 (4/ 4/1950 - 4/11/1951)

GOALIES WITH CONSECUTIVE SHUTOUTS

IN NEXT-TO-LAST ROUND OF STANLEY CUP PLAYOFFS

3	05/10/2003 05/14/2003	Giguere, Jean-Sebastien, Ana.
2	04/08/1950 04/09/1950	Lumley, Harry, Det.
2	03/25/1952 03/27/1952	Sawchuk, Terry, Det.
2	03/29/1960 03/31/1960	Plante, Jacques, Mtl.
2	04/01/1961 04/04/1961	Hall, Glenn, Chi.
2	05/20/1994 05/22/1994	McLean, Kirk, Van.
2	05/17/2001 05/19/2001	Brodeur, Martin, N.J.
2	05/29/2002 05/31/2002	Hasek, Dominik, Det.

- No goalie previous to Giguere had ever had **THREE** consecutive shutouts in the next-to-last round of the playoffs (SINCE 1943-44 - Modern Era)

DUCKS AND STARS PLAYED AN INSTANT CLASSIC:

The Ducks and Stars five overtime match in Game 1 (Apr. 24) was the fourth longest in NHL history with a total of 140 minutes and 48 seconds of hockey played that night...It was deemed an "Instant Classic" by ESPN Classic network...Keith Carney played a game-high 83 shifts and posted a team-high 56:20 TOI...below is a look at the top 10 longest games in NHL history:

LONGEST GAMES IN NHL HISTORY

Date	Score	Scorer	OT	Series
Mar. 24/36	Detroit 1 at Montreal Maroons 0	Mud Bruneteau	116:30	SF
Apr. 3/33	Boston 0 at Toronto 1	Ken Doraty	104:46	SF
May 4/00	Philadelphia 2 at Pittsburgh 1	Keith Primeau	92:01	CSF
Apr. 25/03	Anaheim 4 at Dallas 3	Petr Sykora	80:48	CSF
Apr. 24/96	Pittsburgh 3 at Washington 2	Petr Nedved	79:15	CQF
Mar. 23/43	Toronto 3 at Detroit 2	Jack McLean	70:18	SF
Mar. 28/30	NY Rangers 1 at Montreal 2	Gus Rivers	68:52	SF
Apr. 18/87	NY Islanders 3 at Washington 2	Pat LaFontaine	68:47	DSF
Apr. 27/94	New Jersey 0 at Buffalo 1	Dave Hannan	65:43	CQF
Mar. 27/51	Montreal 3 at Detroit 2	Maurice Richard	61:09	SF
Mar. 27/38	NY Americans 3 at NY Rangers 2	Lorne Carr	60:40	QF

1999 DUCKS PLAYOFF STATS

POS	NO.	PLAYER	GP	G	A	PTS	+/-	PIM	PP	SH	GW	GT	S	PCTG
RW	8	TEEMU SELANNE	4	2	2	4	-1	2	1	0	0	0	7	28.6
LW	9	PAUL KARIYA	3	1	3	4	0	0	0	0	0	0	11	9.1
C	20	STEVE RUCCHIN	4	0	3	3	0	0	0	0	0	0	10	.0
LW	16	MARTY McINNIS	4	2	0	2	-1	2	2	0	0	0	12	16.7
D	2	FREDRIK OLAUSSON	4	0	2	2	-4	4	0	0	0	0	6	.0
D	23	JASON MARSHALL	4	1	0	1	-1	10	1	0	0	0	5	20.0
C	39	TRAVIS GREEN	4	0	1	1	-4	4	0	0	0	0	12	.0
D	7	PAVEL TRNKA	4	0	1	1	-3	2	0	0	0	0	2	.0
D	34	DAN TREBIL	1	0	0	0	0	2	0	0	0	0	0	.0
G	35	*TOM ASKEY	1	0	0	0	0	0	0	0	0	0	0	.0
C	22	*JOHAN DAVIDSSON	1	0	0	0	0	0	0	0	0	0	0	.0
LW	12	*MIKE LECLERC	1	0	0	0	0	0	0	0	0	0	1	.0
LW	32	STU GRIMSON	3	0	0	0	0	30	0	0	0	0	0	.0
D	24	RUSLAN SALEI	3	0	0	0	-4	4	0	0	0	0	5	.0
D	5	KEVIN HALLER	4	0	0	0	-1	2	0	0	0	0	7	.0
G	31	GUY HEBERT	4	0	0	0	0	0	0	0	0	0	0	.0
LW	33	JIM McKENZIE	4	0	0	0	-2	4	0	0	0	0	5	.0
RW	17	TOMAS SANDSTROM	4	0	0	0	-2	4	0	0	0	0	9	.0
C	18	TED DRURY	4	0	0	0	-6	0	0	0	0	0	4	.0
RW	19	JEFF NIELSEN	4	0	0	0	-6	2	0	0	0	0	7	.0
D	4	JAMIE PUSHOR	4	0	0	0	-3	6	0	0	0	0	6	.0
C	14	*ANTTI AALTO	4	0	0	0	0	2	0	0	0	0	0	.0
C	11	MATT CULLEN	4	0	0	0	-2	0	0	0	0	0	6	.0

NO.	GOALTENDER	GP	MIN	GAA	W-L	EN	SO	GA	SHOTS	SV%	G	A	PIM
35	*TOM ASKEY	1	30	4.00	0-1	0	0	2	11	.818	0	0	0
31	GUY HEBERT	4	208	4.33	0-3	0	0	15	124	.879	0	0	2
ANA GOALTENDING TOTALS		4	240	4.25	0-4	0	0	17	135	.874	0	0	2

* = Rookie



BACK IN THE PLAYOFFS:

The Mighty Ducks finished the regular season with a 35-34-13 mark for 83 points, finishing sixth in the Western Conference. The Detroit Red Wings finished 43-32-7 for 93 points in the regular season, finishing third in the Western Conference. The two clubs met in the first round of the 1999 NHL Playoffs; the Ducks' second appearance in the post-season and the second playoff meeting in three years between Anaheim and Detroit. The Red Wings won the series four games to none, ending the Ducks' season with a 3-0 win @ Anaheim on Apr. 27. Teemu Selanne (2-2=4) and Paul Kariya (1-3=4) led Anaheim in playoff scoring. Marty McInnis co-led the team in goals with two power play tallies (tying with Selanne). Steve Yzerman led the Red Wings with 5-2=7 points in the series, including three power play goals. Brendan Shanahan (3-3=6), Sergei Fedorov (1-5=6) and Nicklas Lidstrom (0-6=6) all had six points in the four games. Chris Osgood was 4-0 with a 1.50 GAA in the series.

GAME ONE @ DETROIT (APRIL 21, 1999),**RED WINGS 5, MIGHTY DUCKS 3:**

Steve Yzerman scored three goals (Anaheim's first-ever opponent hat trick in the playoffs) while Paul Kariya (1-2=3) and Steve Rucchin (0-3=3) earned three-point games each for the Ducks in a 5-3 Detroit win. Marty McInnis (first career playoff goal) scored the first goal of the game on the power play and Teemu Selanne netted a goal in the third. Rucchin's three assists were a Ducks playoff record. Wendel Clark and Doug Brown scored the other goals for Detroit. Guy Hebert left the game midway through the second period after getting hit in the head and was relieved by Tom Askey, who stopped nine-of-11 shots in his NHL playoff debut.

GAME TWO @ DETROIT (APRIL 23, 1999),**RED WINGS 5, MIGHTY DUCKS 1:**

Brendan Shanahan scored 2-1=3 points in the first period to lead Detroit to a 4-0 lead at the first intermission and eventually a 5-1 win. Teemu Selanne scored Anaheim's lone goal on the power play from Paul Kariya and Fredrik Olausson. Three of Detroit's five scores came with the man-advantage, going 3-of-9 on the evening. Guy Hebert stopped 31-of-36 shots.

GAME THREE @ ANAHEIM (APRIL 25, 1999),**RED WINGS 4, MIGHTY DUCKS 2:**

Steve Yzerman scored the game-winning goal on a 5-on-3 power play early in the second period and Detroit went on to a 4-2 win. Sergei Fedorov scored the first goal of the game early in the first period before Marty McInnis and Jason Marshall (first career playoff goal) scored to put the Ducks ahead by a 2-1 score. Tomas Holmstrom tied the game early in the second period before Yzerman's game-winner. Both clubs went 2-for-6 on the power play and finished with 24 shots on goal.

GAME FOUR @ ANAHEIM (APRIL 27, 1999),**RED WINGS 3, MIGHTY DUCKS: 0:**

Chris Osgood stopped all 31 shots he faced in a 3-0 win, clinching the series for the Red Wings. Tomas Holmstrom scored late in the second period on the power play to put the Wings ahead 1-0. Brendan Shanahan and Vyacheslav Kozlov added third period goals for Detroit to seal the win. The Red Wings went 1-for-2 on the power play, while the Ducks were 0-for-4. Detroit outshot Anaheim 38-31. Paul Kariya missed the contest with a broken left foot, suffered late in Game Three.

PLAYOFF SPECIAL TEAMS:

Anaheim went 4-20 (.200) on the power play in the series vs. Detroit and 16-23 (.696) on the penalty kill...the Ducks scored a power play goal in three-of-four games vs. Detroit in '99...Anaheim has never scored a short-handed goal in a playoff game.

1997 DUCKS PLAYOFF STATS

POS	NO.	PLAYER	GP	G	A	PTS	+/-	PIM	PP	SH	GW	GT	S	PCTG
LW	9	PAUL KARIYA	11	7	6	13	-2	4	4	0	1	1	61	11.5
D	15	DMITRI MIRONOV	11	1	10	11	0	10	1	0	0	0	36	2.8
RW	8	TEEMU SELANNE	11	7	3	10	-3	4	3	0	1	0	38	18.4
D	36	J.J. DAIGNEAULT	11	2	7	9	-6	16	1	0	1	0	24	8.3
LW	23	BRIAN BELLOWS	11	2	4	6	-7	2	1	0	0	0	36	5.6
C	20	STEVE RUCCHIN	8	1	2	3	-2	10	0	0	0	0	8	12.5
C	17	JARI KURRI	11	1	2	3	2	4	0	0	0	0	18	5.6
RW	14	JOE SACCO	11	2	0	2	-4	2	0	0	0	0	20	10.0
D	33	DAVE KARPA	8	1	1	2	-2	20	0	0	1	0	13	7.7
C	54	*SEAN PRONGER	9	0	2	2	0	4	0	0	0	0	7	.0
D	29	*DARREN VAN IMPE	9	0	2	2	-3	16	0	0	0	0	11	.0
LW	16	WARREN RYCHEL	11	0	2	2	-2	19	0	0	0	0	16	.0
C	13	TED DRURY	10	1	0	1	-2	4	0	0	0	0	17	5.9
D	28	JASON MARSHALL	7	0	1	1	1	4	0	0	0	0	3	.0
D	34	*DANIEL TREBIL	9	0	1	1	-6	6	0	0	0	0	10	.0
LW	22	KEN BAUMGARTNER	11	0	1	1	0	11	0	0	0	0	0	.0
C	32	RICHARD PARK	11	0	1	1	-2	2	0	0	0	0	10	.0
LW	27	*MIKE LECLERC	1	0	0	0	0	0	0	0	0	0	0	.0
RW	21	*IGOR NIKULIN	1	0	0	0	0	0	0	0	0	0	1	.0
C	12	KEVIN TODD	4	0	0	0	-3	2	0	0	0	0	3	.0
G	35	MIKHAIL SHTALENKOV	4	0	0	0	0	2	0	0	0	0	0	.0
G	31	GUY HEBERT	9	0	0	0	0	0	0	0	0	0	0	.0
D	2	BOBBY DOLLAS	11	0	0	0	-2	4	0	0	0	0	10	.0
C	24	MARK JANSSENS	11	0	0	0	-3	15	0	0	0	0	13	.0
NO.	GOALTENDER	GP	MIN	GAA	W-L	EN	SO	GA	SHOTS	SV%	G	A	PIM	
31	GUY HEBERT	9	534	2.02	4-4	1	1	18	255	.929	0	0	0	
35	MIKHAIL SHTALENKOV	4	211	2.84	0-3	1	0	10	162	.938	0	0	2	
ANA GOALTENDING TOTALS		11	747	2.41	4-7	2	1	30	419	.928	0	0	2	

* = Rookie



FRANCHISE FIRSTS:

A few of the Mighty Ducks playoff "firsts" from the club's first-ever playoff game on April 16, 1997 vs. Phoenix: 1st Playoff Goal - Teemu Selanne (8:57 of 1st - pp); 1st Assists - J.J. Daigneault & Paul Kariya; 1st Win - Guy Hebert; 1st Penalty - Warren Rychel (x-check)...Guy Hebert recorded the club's first-ever playoff shutout in Game 7 (Apr. 29, 1997), giving Anaheim its first-ever playoff series win.

PLAYOFF LEAGUE LEADERS:

Paul Kariya ranked T-12th in playoff scoring and T-12th in goals with 7-6=13 pts. Kariya also ranked T-2nd in power play goals with 4; Dmitri Mironov ranked T-3rd among defensemen scoring with 1-10=11 pts. Mironov's 10 assists ranked T-9th in overall assists; J.J. Daigneault ranked T-8th among defensemen scoring with 2-7=9 pts; Teemu Selanne ranked T-12th in goals with 7.

PLAYING THE EVENTUAL CHAMPS TOUGH:

Anaheim was eliminated from the 1997 Playoffs by the eventual Stanley Cup Champion Detroit Red Wings in the Western Conference Semifinals, 4-0. The Mighty Ducks extended the Red Wings to overtime in three of those contests, including one double overtime game and one triple overtime game. Two of those overtime games came at Detroit. Guy Hebert and Mikhail Shtalenkov combined for a 2.45 GAA and .942 SV%. Only St. Louis had a better GAA (2.18) vs. Detroit in the postseason, while Anaheim was tops in save percentage vs. the Wings. The Mighty Ducks converted 36.4% of their power plays in the series - highest vs. Detroit in the playoffs.

PLAYOFF SPECIAL TEAMS:

The Ducks finished 10-40 on the power play in the 1997 playoffs (.250)...Anaheim finished the Phoenix series with a 6-29 conversion on the power play (.207), scoring a pp goal in all but two of the seven games...Anaheim was 4-for-11 on the power play vs. Detroit (.364) and recorded a pp goal in eight of its 11 total playoff games... Anaheim gave up only six power play goals in 44 situations in the playoffs (.864)...Anaheim held Phoenix to only three goals in 25 shorthanded situations (.880) in their first round playoff series, including stopping 16-of-17 over the last five games of the series...The Mighty Ducks stopped Detroit on 16-of-19 shorthanded situations in the series (.842) and stopped 32 of the last 36 shorthanded situations in the playoffs (.889).

PLAYOFF OVERTIME:

Anaheim finished 1-3 in overtime playoff games, including a 3-2 win @ Phoenix in Game Six on Apr. 27, 1997 (Paul Kariya)...the Mighty Ducks' 2-1 overtime loss on May 2, 1997 @ Detroit marked the club's first OT loss since Dec. 17, 1995 vs. Toronto, a span of 26 OT games without a loss, including playoffs (8-0-18 in that streak). That game also represented Anaheim's first-ever road overtime loss (Ducks were 8-0-15 all-time in road overtime games prior to Game One's 2-1 loss @ Detroit on May 2).

The Mighty Ducks became just the seventh team in NHL history to win its inaugural playoff series, defeating the Coyotes, four games to three. Anaheim came back from a 3-2 deficit in the series, becoming only the 29th of 82 teams (35.4%) to win a series after being down 3-2 since 1968...Anaheim jumped out to a 2-0 series lead, winning the first two games at the Arrowhead Pond by identical 4-2 scores. Teemu Selanne (3-2=5) and J.J. Daigneault (3-2=5) led the Ducks' attack, helping Anaheim to a two-game lead in the series...Phoenix won the next two games at America West Arena to even the series at 2-2. The series shifted back to Anaheim for Game Five where Phoenix won its third-straight game to take a 3-2 series lead...In Game Six, the Mighty Ducks defeated Phoenix at America West Arena, 3-2, in overtime to even the series at 3-3. Paul Kariya scored two goals, including the game-winner in OT...The Mighty Ducks won their first-ever playoff series, defeating Phoenix, 3-0, in Game Seven. David Karpa scored the series-winning goal early in the first period of Game Seven. Guy Hebert stopped all 31 shots faced to earn his first career playoff shutout...Paul Kariya finished as the leading scorer in the series (5-4=9). Teemu Selanne (5-3=8), Dmitri Mironov (1-6=7), and J.J. Daigneault (2-5=7) finished among the top scorers versus Phoenix. Cliff Ronning (0-7=7), Keith Tkachuk (6-0=6), Teppo Numminen (3-3=6), and Jeremy Roenick (2-4=6) led Phoenix scorers in the series.

GAME ONE @ ANAHEIM (APRIL 16), ANAHEIM 4, PHOENIX 2:

The first playoff game in Mighty Ducks history saw Anaheim take a 1-0 lead in their best-of-seven series vs. Phoenix, defeating the Coyotes @ the Arrowhead Pond. Teemu Selanne and Paul Kariya each netted first period goals to give Anaheim a 2-0 lead. Jeremy Roenick cut the deficit in half with his 36th career playoff goal early in the second period. Anaheim and Phoenix traded goals later in the period as Selanne scored his second goal of the game and Keith Tkachuk scored on the powerplay for the Coyotes. Kariya scored his second goal of the game (empty net) at the 19:13 mark of the third period to put the game away for the Ducks. Selanne (2-1=3), Kariya (2-1=3) and J.J. Daigneault (0-2=2) each finished with multiple-points for Anaheim, while Cliff Ronning and Teppo Numminen chipped in two assists a-piece for Phoenix. The game was broadcast nationally on ESPN.

GAME TWO @ ANAHEIM (APRIL 18), ANAHEIM 4, PHOENIX 2:

The Mighty Ducks defeated Phoenix to take a 2-0 advantage in the best-of-seven series. J.J. Daigneault was the offensive star for the Ducks, earning his second-straight multiple-point game (2-1=3). Daigneault's second goal of the contest (13:26 of the third period) turned out to be the game-winner, giving Anaheim a 3-2 lead. Teemu Selanne scored an empty net goal with seven seconds remaining to give the Ducks the 4-2 victory. Selanne earned his second-straight multiple-point game of the playoffs (1-1=2), giving him five points (3-2=5) in two games, tying Daigneault (2-3=5) as the leading scorers in the series. Dmitri Mironov also recorded multiple-points (1-1=2) for Anaheim. Guy Hebert stopped 36-of-38 shots to earn the win.

GAME THREE @ PHOENIX (APRIL 20), PHOENIX 4, ANAHEIM 1:

The Coyotes cut Anaheim's lead in half, winning the first game back @ America West Arena. Phoenix scored the first three goals of the game before Paul Kariya scored on the power play, cutting the deficit to 3-1 after one period. The game remained 3-1 until late in the third period when Mike Gartner put the game away with his first goal of the series. J.J. Daigneault earned his sixth point in the series, assisting on Kariya's goal. Darrin Shannon led the Phoenix attack, scoring his first two goals of the playoffs and Cliff Ronning recorded three assists, giving him 0-6=6 points in the series.

GAME FOUR @ PHOENIX (APRIL 22), PHOENIX 2, ANAHEIM 0:

The series is tied, 2-2, after Anaheim was shutout by the Coyotes @ America West Arena. The Mighty Ducks had an apparent third period goal by Steve Rucchin disallowed after video replay found an Anaheim skater in the crease. The game remained scoreless until the 12:45 mark of the third period when Bob Corkum gave Phoenix the lead. Teppo Numminen added an empty net goal to give the Coyotes a 2-0 win. Guy Hebert stopped 23-of-24 shots faced, taking the loss.

GAME FIVE @ ANAHEIM (APRIL 24), PHOENIX 5, ANAHEIM 2:

The Mighty Ducks fell to the Coyotes, @ the Arrowhead Pond to trail the best-of-seven series, 3-2. Phoenix took a 1-0 lead late in the first period on Keith Tkachuk's fourth goal of the series. Anaheim tied the score at the 17:37 mark of the first period when Teemu Selanne netted his fourth goal of the playoffs. Selanne's goal ended a drought in which the Mighty Ducks had not scored in 118:48 (previous Anaheim goal was by Paul Kariya at the 18:49 mark of the first period in Game Three). The Coyotes scored the next two goals before Selanne earned his second goal of the game to cut the deficit to 3-2. Bob Corkum scored his second goal of the series and Keith Tkachuk added an empty net goal to give Phoenix the 5-2 decision. Guy Hebert stopped 19-of-23 shots, taking the loss.

GAME SIX @ PHOENIX (APRIL 27), ANAHEIM 3, PHOENIX 2 (OT):

The Mighty Ducks defeated Phoenix in overtime to even the series at 3-3. Paul Kariya scored his fourth goal of the playoffs and Brian Bellows added his first of the series to give Anaheim a 2-0 lead after two periods. Darrin Shannon scored midway through the third period to cut the Ducks' lead to 2-1, followed by Keith Tkachuk's sixth goal of the playoffs tying the score at 2-2 and sending the game into overtime. In the extra period, Teemu Selanne lofted a long, high pass that Kariya controlled and fired past Nikolai Khabibulin at the 7:29 mark of overtime to give Anaheim the 3-2 victory. Dmitri Mironov added two assists for the Mighty Ducks and Steve Rucchin earned his first-ever playoff point, assisting on Kariya's game-winner.

GAME SEVEN @ ANAHEIM (APRIL 29), ANAHEIM 3, PHOENIX 0:

Guy Hebert stopped all 31 shots he faced in earning his first-ever playoff shutout. David Karpa scored the series-winning goal just 3:11 into the game while Steve Rucchin and Joe Sacco added goals in the second period to lead the Ducks' offense. All three scores marked each player's first goals of the playoffs. Karpa finished the game with 1-1=2 points in a game that saw only three penalties called. Anaheim became only the seventh team in NHL history to win its first-ever playoff series.



Paul Kariya celebrates his OT game-winning goal in Game Six

After defeating Phoenix in the first round, Anaheim was matched up with the number three seed in the West, the Detroit Red Wings. The Mighty Ducks had defeated the Red Wings, 3-0-1, in the regular season series. The playoff series between the two would have a different result, with Detroit winning the first four games, eliminating Anaheim from the 1997 Stanley Cup Playoffs. Though Detroit officially earned a sweep in the series, it was a lot closer than the numbers would indicate. Three of the games went into overtime, including one that went into double overtime and one that went into triple overtime. The goaltenders were the stars of the series, with Guy Hebert, Mikhail Shtalenkov and Mike Vernon combining for 333 total saves on 354 total shots (.941 SV%). Paul Kariya (2-2=4) and Dmitri Mironov (0-4=4) led Anaheim in scoring for the playoff series while Sergei Fedorov (2-3=5), Vyacheslav Kozlov (3-1=4), and Vladimir Konstantinov (0-4=4) led Detroit in scoring.

GAME ONE @ DETROIT (MAY 2), DETROIT 2, ANAHEIM 1 (OT):

The Mighty Ducks were defeated by Detroit in Game One @ Joe Louis Arena, giving the Red Wings a 1-0 lead in the best-of-seven series. The game was scoreless until the 19:00 mark of the second period, when Paul Kariya scored his sixth goal of the playoffs to give Anaheim a 1-0 lead. Detroit evened the score midway through the third period, with Sergei Fedorov scoring his first goal of the post-season, sending the game into overtime. Fedorov's goal was Detroit's first goal vs. Anaheim since March 12 @ the Arrowhead Pond, snapping the Mighty Ducks' shutout streak vs. the Red Wings at 145:13. The goal was also the first allowed by Hebert in the playoffs since Game 6 of the Quarterfinals @ Phoenix (a span of 120:46). In the extra period, Martin Lapointe scored on a two-on-one break just 59 seconds into overtime to give the Red Wings the 2-1 win. Guy Hebert stopped 28-of-30 shots, taking the loss.

GAME TWO @ DETROIT (MAY 4), DETROIT 3, ANAHEIM 2 (3 OT):

The Mighty Ducks played the longest game in team history (since surpassed), going into three overtime periods before dropping a 3-2 decision to the Red Wings. Vyacheslav Kozlov scored a power play goal at the 1:31 mark of the third overtime to give Detroit the win. There were 101:31 minutes of hockey played in the game that began at 2:08 p.m. and ended at 7:39 p.m. The two clubs combined for 122 shots (Wings - 71, Ducks - 51), the third-most shots by two teams in NHL playoff history. Detroit's 71 shots rank third all-time for one team. These rankings are since 1963 - the earliest year Elias Sports Bureau can research the stat. Kozlov's power play goal marked Detroit's first goal with a man-advantage vs. Anaheim this season (the Ducks had stopped all 22 Wings power plays faced this season before Kozlov's score). Mikhail Shtalenkov stopped 38-of-40 shots in relief of Guy Hebert, who left the game due to injury (Shtalenkov entered the game at the 7:02 mark of the third period). Jari Kurri scored his first goal of the playoffs while Teemu Selanne added his sixth of the post-season with just 3:07 left in regulation to send the game into overtime.

GAME THREE @ ANAHEIM (MAY 6), DETROIT 5, ANAHEIM 3:

The Red Wings came back from deficits of 2-0 and 3-1 to take a 5-3 win in Game Three @ the Arrowhead Pond. Anaheim took an early 2-0 lead on power play goals from Paul Kariya and Teemu Selanne in the first period. Ted Drury scored early in the second to give Anaheim a 3-1 lead, but the Red Wings scored two goals to knot the score at three entering the third period. Detroit outshot Anaheim, 23-6, in the second period and 49-23 in the game. Sergei Fedorov and Vyacheslav Kozlov scored two goals just 24 seconds apart at the beginning of the third to give the Wings their third win of the series. Kariya (1-1=2) and J.J. Daigneault (0-2=2) had multiple-point games for the Mighty Ducks. Mikhail Shtalenkov, starting in place of injured Guy Hebert, stopped 44-of-49 shots in the loss (career-highs in both saves and shots until Game Four).

GAME FOUR @ ANAHEIM (MAY 8), DETROIT 3, ANAHEIM 2 (2 OT):

The Red Wings defeated the Mighty Ducks, 3-2 in double overtime, to sweep the best-of-seven series, 4-0. Joe Sacco and Brian Bellows each scored their first goals of the series to give Anaheim a 2-1 lead after two periods. Nicklas Lidstrom scored for Detroit at the 9:09 mark of the third period, sending the game into overtime. After a scoreless first overtime, Brendan Shanahan scored the game-winner for the Red Wings at the 17:05 mark of the second overtime, sending Detroit to the Western Conference Finals for the third-straight season. Paul Kariya picked up an assist, giving him 2-2=4 points in the series and 7-6=13 points in the playoffs to lead the Mighty Ducks. Dmitri Mironov assisted on Brian Bellows' goal, finishing second on the club with 1-10=11 points. Ken Baumgartner assisted on Sacco's goal, earning his first point of the post-season. Mikhail Shtalenkov stopped 70-of-73 shots in the loss. The 70 saves rank tied-for-second for saves in one NHL playoff game (record is 73) while Detroit's 73 shots rank second all-time for one NHL playoff game (record is 75). These rankings are since 1963 - the earliest year Elias Sports Bureau can research the stat. Over the final three games of the series, Shtalenkov faced 162 shots (54 shots per game), stopping 152 (.938 SV%).

ALL-TIME PLAYOFF GAME-BY-GAME

2009 ANAHEIM DUCKS PLAYOFF GAME-BY-GAME

Date	Team	W/L/OT	Record	GF-GA	Scorers	W Goal	PP	PK	SF-SA	W - L Gtldr	Attend.
04/16/2009	@ SAN JOSE	W	01-00	2-0	27P,15	27	1-4	0-6	17-35	1-20	17,496
04/19/2009	@ SAN JOSE	W	02-00	3-2	9P,48,18	18	1-2	0-6	26-44	1-20	17,496
04/21/2009	SAN JOSE	L	02-01	3-4	9P,34,25	12	1-4	2-3	30-35	20-1	16,277
04/23/2009	SAN JOSE	W	03-01	4-0	9,9,10,18	9	0-4	0-2	26-31	1-20	16,830
04/25/2009	@ SAN JOSE	L*	03-02	2-3	20,10	12	0-3	1-3	25-48	20-1	17,496
04/27/2009	SAN JOSE	W	04-02	4-1	10P,8P,23,15	8	2-5	1-4	32-37	1-20	17,174
05/01/2009	@ DETROIT	L	04-03	2-3	10,8P	5	1-3	2-6	24-37	30-1	20,066
05/03/2009	@ DETROIT	W*	05-03	4-3	15,25P,20P,22	22	2-4	1-3	46-62	1-30	20,066
05/05/2009	DETROIT	W	06-03	2-1	8,27P	27	1-4	1-5	23-46	1-30	17,174
05/07/2009	DETROIT	L	06-04	3-6	10,10,27P	81	1-3	1-5	28-40	30-1	17,601
05/10/2009	@ DETROIT	L	06-05	1-4	19P	26	1-3	0-3	17-38	30-1	20,066
05/12/2009	DETROIT	W	07-05	2-1	15P,10	10	1-5	1-4	28-39	1-30	17,174
05/14/2009	@ DETROIT	L	07-06	3-4	8,10P,9	11	1-5	1-5	27-40	20-1	20,066

2008 DUCKS PLAYOFF GAME-BY-GAME

Date	Team	W/L/T/O	Record	GF-GA	Scorers	W Goal	PP	PK	SF-SA	W - L Gtldr	Attend.
04/10/2008	DALLAS	L	00-01	0-4	-	29	0-3	4-7	23-37	35-35	17191+
04/12/2008	DALLAS	L	00-02	2-5	8P,32	9	1-6	2-6	22-30	35-35	17181+
04/15/2008	@ DALLAS	W	01-02	4-2	22,15,25P,25P	25	2-4	2-7	15-33	35-35	18532
04/17/2008	@ DALLAS	L	01-03	1-3	11	14	0-5	0-6	28-20	28-20	18532
04/18/2008	DALLAS	W	02-03	5-2	10,15P,8P,21,22	8	2-3	0-7	32-42	35-35	17199+
04/20/2008	@ DALLAS	L	02-04	1-4	10	14	0-3	2-5	18-26	35-35	18532



ALL-TIME PLAYOFF GAME-BY-GAME

2007 DUCKS PLAYOFF GAME-BY-GAME

Date	Team	W/L/T/O	Record	GF- GA	Scorers	W Goal	PP	PK	SF - SA	W - L Gldtr	Attend.
04/11/2007	MINNESOTA	W	01-00	2-1	8,17	17	0-3	0-4	34-25	30-32	17180+
04/13/2007	MINNESOTA	W	02-00	3-2	23P,23P,15S	15	2-4	0-6	25-32	30-32	17324+
04/15/2007	@ MINNESOTA	W	03-00	2-1	19P,44	44	1-4	1-5	19-20	30-32	19224
04/17/2007	@ MINNESOTA	L	03-01	1-4	25P	10	1-4	1-7	29-40	32-30	19174
04/19/2007	MINNESOTA	W	04-01	4-1	25,15P,10,32	15	1-4	0-5	39-27	35-32	17318+
04/25/2007	VANCOUVER	W	05-01	5-1	19P,8,19,15,19P	8	2-9	0-7	37-27	35-1	17250+
04/27/2007	VANCOUVER	L*	05-02	1-2	32	20	0-7	0-5	44-49	1-35	17392+
04/29/2007	@ VANCOUVER	W	06-02	3-2	17,23P,10P	10	2-5	1-8	24-26	35-1	18630
05/01/2007	@ VANCOUVER	W*	07-02	3-2	25,8,32	32	0-8	0-3	30-26	35-1	18630
05/03/2007	VANCOUVER	W*	08-02	2-1	26,27	27	0-7	0-6	63-27	35-1	17407+
05/11/2007	@ DETROIT	L	08-03	1-2	14	96	0-7	2-4	32-19	39-35	19939
05/13/2007	@ DETROIT	W*	09-03	4-3	44,19,32,27	27	0-5	2-7	33-27	35-39	19620
05/15/2007	DETROIT	L	09-04	0-5	-	93	0-4	8-9	29-28	39-35	17358+
05/17/2007	DETROIT	W	10-04	5-3	10,5P,8,15P,44	15	2-5	2-6	23-39	35-39	17375+
05/20/2007	@ DETROIT	W*	11-04	2-1	27P,8	8	1-5	0-7	26-37	35-39	20003
05/22/2007	DETROIT	W	12-04	4-3	44S,10,15P,26	26	1-4	2-7	29-29	35-39	17380+
05/28/2007	OTTAWA	W	13-04	3-2	19,15,32	32	0-4	2-7	32-20	35-1	17274+
05/30/2007	OTTAWA	W	14-04	1-0	26	26	0-4	0-4	31-16	35-1	17258+
06/02/2007	@ OTTAWA	L	14-05	3-5	19P,10,15	37	1-3	1-7	22-29	1-35	20500
06/04/2007	@ OTTAWA	W	15-05	3-2	19,19,17	17	0-3	1-4	21-23	35-1	20500
06/06/2007	OTTAWA	W	16-05	6-2	19P,44,32,23P,32,10	32	2-6	0-3	18-13	35-1	17372+

2006 DUCKS PLAYOFF GAME-BY-GAME

Date	Team	W/L/T/O	Record	GF- GA	Scorers	W Goal	PP	PK	SF - SA	W - L Gldtr	Attend.
04/21/2006	@ CALGARY	L*	00-01	1-2	12	25	0-5	0-5	34-40	34-30	19289
04/23/2006	@ CALGARY	W	01-01	4-3	38,27S,15,26	26	0-6	2-12	20-25	35-34	19289
04/25/2006	CALGARY	L	01-02	2-5	23P,23P	19	2-9	3-7	29-24	34-35	17174+
04/27/2006	CALGARY	W*	02-02	3-2	51,13P,21	21	1-7	0-6	30-27	35-34	17174+
04/29/2006	@ CALGARY	L	02-03	2-3	19P,44P	12	2-6	1-4	28-27	34-35	19289
05/01/2006	CALGARY	W	03-03	2-1	13,27P	27	1-9	0-5	30-22	30-34	16594
05/03/2006	@ CALGARY	W	04-03	3-0	13,24,12	13	0-2	0-4	32-22	30-34	19289
05/05/2006	COLORADO	W	05-03	5-0	26,38,13,15P,32	26	1-5	0-5	34-29	30-60	17174+
05/07/2006	COLORADO	W	06-03	3-0	51P,24,15	51	1-6	0-6	35-22	30-60	17294+
05/09/2006	@ COLORADO	W	07-03	4-3	15,15,15,15	15	0-5	0-8	39-29	30-60	18007
05/11/2006	@ COLORADO	W	08-03	4-1	22,13,76,22	13	0-3	0-5	34-41	30-60	18007
05/19/2006	EDMONTON	L	08-04	1-3	19P	83	1-8	1-5	32-26	35-30	17174+
05/21/2006	EDMONTON	L	08-05	1-3	12	34	0-5	2-3	34-25	35-30	17264+
05/23/2006	@ EDMONTON	L	08-06	4-5	21,13,38,22	34	0-7	2-8	38-22	35-30	16839
05/25/2006	@ EDMONTON	W	09-06	6-3	76,76,51P,24,15,15	24	1-8	1-7	46-23	35-35	16839
05/27/2006	EDMONTON	L	09-07	1-2	23P	14	1-11	0-6	33-25	35-35	17174+

ALL-TIME PLAYOFF GAME-BY-GAME

2003 DUCKS PLAYOFF GAME-BY-GAME

Date	Team	W/L/T/O	Record	GF- GA	Scorers	W Goal	PP	PK	SF - SA	W - L Glt dr	Attend.
04/10/2003	@ DETROIT	W*	01-00	2-1	77,9	9	0-4	1-4	44-64	35-31	20058
04/12/2003	@ DETROIT	W	02-00	3-2	23,10,32	32	0-3	0-2	23-36	35-31	20058
04/14/2003	DETROIT	W	03-00	2-1	26,23	23	0-3	1-4	26-37	35-31	17174+
04/16/2003	DETROIT	W*	04-00	3-2	9,10,20	20	0-4	0-4	27-34	35-31	17174+
04/24/2003	@ DALLAS	W*	05-00	4-3	10,44S,20,39	39	0-3	0-3	54-63	35-35	18532
04/26/2003	@ DALLAS	W*	06-00	3-2	77P,44,12	12	1-6	1-2	27-31	35-35	18532
04/28/2003	DALLAS	L	06-01	1-2	20P	26	1-4	1-4	32-32	35-35	17174+
04/30/2003	DALLAS	W	07-01	1-0	12P	12	1-5	0-5	22-28	35-35	17174+
05/03/2003	@ DALLAS	L	07-02	1-4	9	14	0-6	0-2	15-25	35-35	18532
05/05/2003	DALLAS	W	08-02	4-3	32P,23,24,8	8	1-3	1-3	26-29	35-35	17174+
05/10/2003	@ MINNESOTA	W*	09-02	1-0	39	39	0-1	0-5	26-39	35-35	19350
05/12/2003	@ MINNESOTA	W	10-02	2-0	34S,44S	34	0-3	0-3	22-24	35-30	19344
05/14/2003	MINNESOTA	W	11-02	4-0	20,9,23,9	20	0-4	0-4	32-35	35-30	17174+
05/16/2003	MINNESOTA	W	12-02	2-1	77P,77P	77	2-3	1-4	28-25	35-30	17174+
05/27/2003	@ NEW JERSEY	L	12-03	0-3	-	12	0-2	0-1	16-30	30-35	19040
05/29/2003	@ NEW JERSEY	L	12-04	0-3	-	26	0-3	1-4	16-25	30-35	19040
05/31/2003	NEW JERSEY	W*	13-04	3-2	11,8,24	24	0-2	0-4	33-31	35-30	17174+
06/02/2003	NEW JERSEY	W*	14-04	1-0	32	32	0-1	0-3	26-26	35-30	17174+
06/05/2003	@ NEW JERSEY	L	14-05	3-6	39,20,26	20	0-1	0-4	23-37	30-35	19040
06/07/2003	NEW JERSEY	W	15-05	5-2	20,20,32P,9,39	32	2-8	1-3	24-28	35-30	17174+
06/09/2003	@ NEW JERSEY	L	15-06	0-3	-	16	0-1	0-2	24-25	30-35	19040

1999 DUCKS PLAYOFF GAME-BY-GAME

Date	Team	W/L/T/O	Record	GF- GA	Scorers	W Goal	PP	PK	SF - SA	W - L Glt dr	Attend.
04/21/1999	@ DETROIT	L	00-01	3-5	16P,9,8	17	1-5	1-6	29-37	30-35	19983
04/23/1999	@ DETROIT	L	00-02	1-5	8P	14	1-5	3-9	31-36	30-31	19983
04/25/1999	DETROIT	L	00-03	2-4	16P,23P	19	2-6	2-6	24-24	30-31	17,174+
04/27/1999	DETROIT	L	00-04	0-3	-	96	0-4	1-2	31-38	30-31	17,174+

1997 DUCKS PLAYOFF GAME-BY-GAME

Date	Team	W/L/T/O	Record	GF- GA	Scorers	W Goal	PP	PK	SF - SA	W - L Glt dr	Attend.
04/16/1997	PHOENIX	W	01-00	4-2	8P,9,8,9	8	1-3	1-5	29-31	31-35	17,174+
04/18/1997	PHOENIX	W	02-00	4-2	15P,36P,36,8	36	2-7	1-3	35-38	31-35	17,174+
04/20/1997	@ PHOENIX	L	02-01	1-4	9P	34	1-7	0-6	31-26	35-31	16210
04/22/1997	@ PHOENIX	L	02-02	0-2	-	21	0-4	0-3	32-25	35-31	16210
04/24/1997	PHOENIX	L	02-03	2-5	8,8P	27	1-2	0-2	32-24	35-31	17,174+
04/27/1997	@ PHOENIX	W*	03-03	3-2	9P,23,9	9	1-4	1-5	39-21	35-31	16210
04/29/1997	PHOENIX	W	04-03	3-0	33,20,14	33	0-2	0-1	26-31	35-31	17,174+
05/02/1997	@ DETROIT	L	04-04	1-2	9P	20	1-3	0-5	20-30	29-31	19983
05/04/1997	@ DETROIT	L	04-05	2-3	17,8	13	0-2	1-5	22-34	29-35	19983
05/05/1997	DETROIT	L	04-06	3-5	9P,8P,13	91	2-3	2-5	23-49	29-35	17,174+
05/08/1997	DETROIT	L	04-07	2-3	14,23P	14	1-3	0-4	37-73	29-35	17,174+

INDIVIDUAL

MOST GOALS

Career.....	26	Teemu Selanne, 1996-01 & 2005-09 (71 games)
Playoff Season.....	10	Andy McDonald, 2007 (21 games)
Series.....	6	Joffrey Lupul, 2006 CSF vs. COL (4 games)
Game.....	4	Joffrey Lupul, Game 3 of CSF on May 9, 2006 @ COL
Period.....	2	Six times: Paul Kariya, second period of Game 3 of WCF, May 14, 2003 vs. MIN; Steve Rucchin, first period of Game 6 of SCF, June 7, 2003 vs. NJ; Joffrey Lupul, second period of Game 3 of CSF, May 9, 2006 @ COL; Andy McDonald (twice) first period of Game 1 of CSF on Apr. 25, 2007 vs. VAN & first period of Game 4 of SCF on June, 4, 2007 @ OTT; Bobby Ryan, second period of Game 4 of CQF, April 23, 2009

MOST ASSISTS

Career.....	31	Ryan Getzlaf, 2005-09 (56 games)
Playoff Season.....	14	Ryan Getzlaf, 2009 (13 games)
Series.....	8	Ryan Getzlaf, 2009 CSF vs. DET (7 games)
Game.....	3	Four times: Steve Rucchin, Game 1 of CQF, Apr. 21, 1999 @ DET; Petr Sykora, Game 2 of CSF, Apr. 26, 2003 @ DAL; Dustin Penner, Game 3 of CSF, May 9, 2006 @ COL; Chris Kunitz, Game 1 of CSF, Apr. 25, 2007 vs. VAN
Period.....	3	Chris Kunitz, first period of Game 1 of CSF, Apr. 25, 2007 vs. VAN

MOST POINTS

Career.....	53	Teemu Selanne (26-27=53), 1996-01 & 2005-09 (71 games)
Playoff Season.....	18	Ryan Getzlaf (4-14=18), 2009 (13 games)
Series.....	10	Two times: Corey Perry (5-5=10), 2009 CSF vs. DET (7 games); Ryan Getzlaf (2-8=10), 2009 CSF vs. DET (7 games)
Game.....	4	Two times: Joffrey Lupul (4-0=4), Game 3 of CSF on May 9, 2006 @ COL; Andy McDonald (3-1=4), Game 1 of CSF on Apr. 25, 2007 vs. VAN
Period.....	3	Three times: Teemu Selanne (1-2=3), second period of Game 1 of CSF, May 5, 2006 vs. COL; Chris Kunitz (0-3=3), first period of Game 1 of CSF, Apr. 25, 2007 vs. VAN; Andy McDonald (2-1=3), first period of Game 1 of CSF, Apr. 25, 2007 vs. VAN

MOST GAMES

Career.....	73	Rob Niedermayer, 2002-09
Playoff Season.....	21	17 players in 2003 & 11 players in 2007

MOST SHOTS

Career.....	209	Teemu Selanne, 1996-01 & 2005-09 (71 games)
Playoff Season.....	64	Andy McDonald, 2007 (21 games)
Series.....	40	Paul Kariya, 1997 CQF vs. PHX (7 games)
Game.....	11	Paul Kariya, Game 2 of CSF, May 4, 1997 @ DET
Period.....	5	Three times: last, Andy McDonald, in second period of Game 4 of CQF on Apr. 27, 2006 vs. CGY

MOST PENALTY MINUTES

Career.....	97	Corey Perry, 2005-09 (48 games)
Playoff Season.....	39	Rob Niedermayer, 2007 (21 games)
Series.....	30	Stu Grimson, 1999 CQF vs. DET (3 games)
Game.....	20	Brad May, Game 4 of CQF, Apr. 17, 2007 @ MIN
Period.....	20	Brad May, third period of Game 4 of CQF on Apr. 17, 2007 @ MIN

LONGEST PLAYOFF SCORING STREAKS

Point Streak.....	8 games	Ryan Getzlaf (2-12=14), Apr. 21-May 7, 2009
Goal Streak.....	4 games	Corey Perry (4-1=5), Apr. 23-May 1, 2009
Assist Streak.....	8 games	Ryan Getzlaf (2-12=14), Apr. 21-May 7, 2009

MOST MINUTES PLAYED (GOALIES)

Career.....	3167	Jean-Sebastien Giguere, 2003-09 (52 games)
Playoff Season.....	1407	Jean-Sebastien Giguere, 2003 (21 games)
Series.....	442	Jonas Hiller, 2009 CSF vs. DET (7 games)
Game.....	140:48	Jean-Sebastien Giguere, Game 1 of CSF on Apr. 24, 2003 vs. DAL (5 OT)

MOST SHUTOUTS

Career.....	6	Jean-Sebastien Giguere, 2003-09 (51 games)
Playoff Season.....	5	Jean-Sebastien Giguere, 2003 (21 games)
Series.....	3	Jean-Sebastien Giguere, 2003 WCF vs. MIN (4 games)

MOST SAVES

Career.....	1363	Jean-Sebastien Giguere, 2003-09 (52 games)
Playoff Season.....	659	Jean-Sebastien Giguere, 2003 (21 games)
Series.....	274	Jonas Hiller, 2009 CSF vs. DET (7 games)
Game.....	70	Mikhail Shtalenkov, Game 4 of CSF, May 8, 1997 vs. DET (2 OT)
Period.....	21	Mikhail Shtalenkov, second period of Game 3 of CSF, May 6, 1997 vs. DET
Overtime.....	20	Jean-Sebastien Giguere, first OT period of Game 1 of CQF, Apr. 10, 2003 @ DET

MOST SHOTS FACED

Career.....	1473	Jean-Sebastien Giguere, 2003-09 (52 games)
Playoff Season.....	697	Jean-Sebastien Giguere, 2003 (21 games)
Series.....	294	Jonas Hiller, 2009 CSF vs. DET (7 games)
Game.....	73	Mikhail Shtalenkov, Game 4 of CSF, May 8, 1997 vs. DET (2 OT)
Period.....	23	Mikhail Shtalenkov, second period of Game 3 of CSF, May 6, 1997 vs. DET
Overtime.....	20	Jean-Sebastien Giguere, first OT period of Game 1 of CQF, Apr. 10, 2003 @ DET

LOWEST GOALS-AGAINST-AVERAGE

Career.....	1.68	Ilya Bryzgalov, 2006-07 (16 games)
Playoff Season.....	1.46	Ilya Bryzgalov, 2006 (11 games)
Series.....	0.22	Jean-Sebastien Giguere, 2003 WCF vs. MIN (4 games)

HIGHEST SAVE PERCENTAGE

Career.....	.943	Jonas Hiller, 2009 (13 games)
Playoff Season.....	.945	Jean-Sebastien Giguere, 2003 (21 games)
Series.....	.992	Jean-Sebastien Giguere, 2003 WCF vs. MIN (4 games), stopped 122-of-123 shots

GOALTENDING STREAKS

Most consecutive games played.....	21	Jean-Sebastien Giguere, Apr. 10, 2003-June 9, 2003
Most consecutive starts.....	21	Jean-Sebastien Giguere, Apr. 10, 2003-June 9, 2003
Most consecutive shutouts.....	3	Two times: Jean-Sebastien Giguere, Game 1 of WCF on May 10, 2003 @ MIN, Game 2 of WCF on May 12, 2003 @ MIN, Game 3 of WCF on May 14, 2003 vs. MIN; Ilya Bryzgalov, Game 7 of CQF on May 3, 2006 vs. CGY, Game 1 of CSF on May 5, 2006 vs. COL, Game 2 of CSF on May 7, 2006 vs. COL
Longest winning streak.....	6 games	Two times: Jean-Sebastien Giguere, Apr. 10, 2003-Apr. 26, 2003; Ilya Bryzgalov, May 1, 2006-May 11, 2006
Longest losing streak.....	3 games	Four times: last, Ilya Bryzgalov, May 19, 2006-May 23, 2006
Longest shutout sequence.....	249:15	Ilya Bryzgalov, Game 7 of CQF on May 3, 2006 vs. CGY through Game 2 of CSF on May 7, 2006 vs. COL, spanning 5 games

TEAM

MOST GOALS

Playoff Season	58	2007 (21 games)
Series	18	2009 CQF vs. SJ (6 games)
Game	6	Two times: Game 4 of WCF, May 25, 2006 @ EDM; Game 5 of SCF, June 6, 2007 vs. OTT
Period	4	Two times: second period of Game 1 of CSF, May 5, 2006 vs. COL; third period of Game 3 of WCF, May 23, 2006 @ EDM

MOST SHOTS

Playoff Season	698	2007 (21 games)
Series	222	1997 CQF vs. PHX (7 games)
Game	63	Game 5 of CSF, May 3, 2007 vs. VAN
Period	25	First period of Game 4 of WCF, May 25, 2006 @ EDM
Overtime Period	13	First OT period of Game 2 of CSF, May 4, 1997 @ DET

MOST PENALTY MINUTES

Playoff Season	399	2007 (21 games)
Series	125	2006 CQF vs. CGY (7 games)
Game	54	Game 4 of CQF, Apr. 17, 2007 @ MIN
Period	48	Third period of Game 4 of CQF, Apr. 17, 2007 @ MIN

FEWEST SHOTS

Playoff Season	115	1999 (4 games)
Series	108	2003 WCF vs. MIN (4 games)
Game	15	Two times: Game 5 of CSF, May 3, 2003 @ DAL; Game 3 of CQF, Apr. 15, 2008 @ DAL
Period	2	Three times: second period of Game 2 of SCF, May 29, 2003 @ NJ; second period of Game 3 of WCF, May 15, 2007 vs. DET; first period of Game 4 of SCF, June 4, 2007 @ OTT
Overtime Period	0	First OT period of Game 1 of CSF, May 2, 1997 @ DET

OPPONENTS INDIVIDUAL PLAYOFF RECORDS

MOST GOALS

Series	6	Two times: Keith Tkachuk, 1997 CQF vs. PHX (7 games), Johan Franzen, 2009 CSF vs. DET (7 games)
Game	3	Steve Yzerman, Game 1 of CQF on Apr. 21, 1999 @ DET
Period	2	Nine times: last, Marian Hossa, second period of Game 4 of CSF on May 7, 2009 vs. DET

MOST ASSISTS

Series	7	Two times: Cliff Ronning, 1997 CQF vs. PHX (7 games) Henrik Zetterberg, 2009 CSF vs. DET (7 games)
Game	3	Three times: last, Mikael Samuelsson, Game 6 of WCF on May 22, 2007 vs. DET
Period	3	Mikael Samuelsson, Game 6 of WCF on May 22, 2007 vs. DET

MOST POINTS

Series	10	Henrik Zetterberg (3-7=10), 2009 CSF vs. DET (7 games)
Game	3	Several times
Period	3	Two times: last, Mikael Samuelsson (0-3=3), third period of Game 6 of WCF on May 22, 2007 vs. DET

MOST SHOTS

Series	37	Keith Tkachuk, 1997 CQF vs. PHX (7 games)
Game	13	Nicklas Lidstrom, Game 4 of CSF, May 8, 1997 vs. DET (2 OT)
Period	6	Nicklas Lidstrom, second period of Game 3 of CSF, May 6, 1997 vs. DET

MOST PENALTY MINUTES

Series	29	Dan Hinote, 2006 CSF vs. COL (4 games)
Game	27	Dan Hinote, Game 1 of CST, May 5, 2006 vs. COL
Period	27	Dan Hinote, third period of Game 1 of CSF, May 5, 2006 vs. COL

MOST MINUTES PLAYED (GOALIES)

Series	459	Chris Osgood, 2007 CSF vs. DET (7 games)
Game	140:48	Marty Turco, Game 1 of CSF, Apr. 24, 2003 @ DAL (5 OT)

MOST SHUTOUTS

Series	3	Martin Brodeur, 2003 SCF vs. NJ
--------------	---	---------------------------------

MOST SAVES

Series	207	Nikolai Khabibulin, 1997 CQF vs. PHX (7 games)
Game	56	Roberto Luongo, Game 5 of CSF, May 3, 2007 vs. VAN (2 OT)
Period	22	Dwayne Roloson, first period of Game 4 of WCF, May 25, 2006 @ EDM
Overtime Period	13	Mike Vernon, first OT period of Game 2 of CSF, May 4, 1997

MOST SHOTS FACED

Series	222	Nikolai Khabibulin, 1997 CQF vs. PHX (7 games)
Game	58	Roberto Luongo, Game 5 of CSF, May 3, 2007 vs. VAN (2 OT)
Period	25	Dwayne Roloson, first period of Game 4 of WCF, May 25, 2006 @ EDM
Overtime Period	13	Mike Vernon, first OT period of Game 2 of CSF, May 4, 1997

LOWEST GOALS-AGAINST-AVERAGE

Series	1.37	Manny Fernandez, 2003 WCF vs. MIN (3 games)
--------------	------	---

OPPONENTS TEAM RECORDS

MOST GOALS

Series	22	2009 CSF vs. DET (7 games)
Game	6	Two times: Game 5 of SCF, June 5, 2003 @ NJ; Game 4 of CSF, May 7, 2009 vs. DET
Period	4	Three times: first period of Game 2 of CQF, Apr. 23, 1999 @ DET; third period of Game 3 of WCF, May 23, 2006 @ EDM; third period of Game 6 of CQF, Apr. 20, 2008 @ DAL

MOST SHOTS

Series	294	2009 CSF vs. DET (7 games)
Game	73	Game 4 of CSF, May 8, 1997 vs. DET (2 OT)
Period	23	Second period of Game 3 of CSF, May 6, 1997 vs. DET
Overtime Period	20	First OT period of Game 1 of CQF, Apr. 10, 2003 @ DET

MOST PENALTY MINUTES

Series	127	2006 CQF vs. CGY (7 games)
Game	52	Game 1 of CSF, May 5, 2006 vs. COL
Period	27	Third period of Game 1 of CSF, May 5, 2006 vs. COL

FEWEST SHOTS

Series	101	2007 SCF vs. OTT (5 games)
Game	13	Game 5 of SCF, June 6, 2007 vs. OTT
Period	3	Four times: last, first period of Game 5 of SCF, June 6, 2007 vs. OTT
Overtime Period	0	Three times: Game 4 of CQF, Apr. 27, 2006 vs. CGY; Game 4 of CSF, May 1, 2007 @ VAN; Game 2 of CSF, May 3, 2009 @ DET (3OT)

TWO-TEAM SINGLE-GAME HIGHS & LOWS

MOST GOALS

Game	9	Four times: Game 5 of SCF, ANA (3) @ NJ (6), June 5, 2003; Game 3 of WCF, ANA (4) @ EDM (5), May 23, 2006; Game 4 of WCF, ANA (6) @ EDM (3), May 25, 2006; Game 4 of CSF, DET (6) @ ANA (3), May 7, 2009
Period	8	Third period of Game 4 of WCF, ANA (4) @ EDM (4), May 23, 2006

MOST SHOTS

Game	122	Game 2 of CSF, ANA (51) vs. DET (71), May 4, 1997 (3 OT)
Period	33	Three times: second period of Game 5 of CQF, ANA (22) vs. MIN (11), Apr. 19, 2007; second period of Game 2 of CSF, ANA (17) vs. VAN (16), Apr. 27, 2007; second period of Game 4 of CSF, DET (20) vs. ANA (13), May 7, 2009
Overtime Period	26	Two times: first and second periods of Game 2 of CSF, May 4, 1997 @ DET

MOST PENALTY MINUTES

Game	90	Game 3 of CQF, ANA (45) @ PHX (45), Apr. 20, 1997
Period	62	Third period of Game 4 of CQF, ANA (48) @ MIN (14), Apr. 17, 2007

FEWEST GOALS

Game	1	Four times: Game 4 of CSF, ANA (1) vs. DAL (0), Apr. 30, 2003; Game 1 of WCF, ANA (1) @ MIN (0), May 10, 2003 (2 OT); Game 4 of SCF, ANA (1) vs. NJ (0), June 2, 2003 (OT); Game 2 of SCF, ANA (1) vs. OTT (0), May 30, 2007
------------	---	--

FEWEST SHOTS

Game	31	Game 5 of SCF, ANA (18) vs. OTT (13), June 6, 2007
Period	8	Two times: second period of Game 2 of SCF, ANA (2) @ NJ (6), May 29, 2003; first period of Game 5 of SCF, ANA (5) vs. OTT (3), June 6, 2007
Overtime Period	1	Three times: first OT period of Game 2 of CSF, ANA (0) @ DET (1), May 2, 1997; fifth OT period of Game 1 of CSF, ANA (1) @ DAL (0), Apr. 24, 2003; first OT period in Game 2 of CSF, ANA (1) @ DAL (0), Apr. 26, 2003; first OT period of Game 4 of CQF, ANA (3) vs. CGY (2), Apr. 27, 2006

FEWEST POWER PLAY OPPORTUNITIES

Game	3	Three times: Game 7 of CQF, ANA (0-2) vs. PHX (0-1), Apr. 29, 1997; Game 1 of SCF, ANA (0-2) @ NJ (1-1), May 27, 2003; Game 7 of SCF, ANA (0-1) @ NJ (0-2), June 9, 2003
------------	---	--

FEWEST PENALTY MINUTES

Game	6	Three times: Game 7 of CQF, ANA (2) vs. PHX (4), Apr. 29, 1997; Game 1 of SCF, ANA (2) @ NJ (4), May 27, 2003; Game 7 of SCF, ANA (4) @ NJ (2), June 9, 2003
------------	---	--

NHL





JOHN ANDERSON



ILYA KOVALCHUK

Philips Arena
 One Philips Drive
 Atlanta, GA 30303
 TEL: (404) 878-3800
 FAX: (404) 878-3765
 atlantathrashers.com



Founded: 1999-00
 Home Ice: Philips Arena (18,545, 1999)
 Stanley Cup Titles: None
 Television: SportSouth
 Radio: The Fan (680 AM)
 Colors: Navy, Blue, Copper, Bronze and Gold

Directory

Executive Vice President & General Manager..... Don Waddell
 Head Coach..... John Anderson
 Assistant Coach..... Steve Weeks
 Assistant Coach..... Todd Nelson
 Assistant Coach..... Randy Cunneynworth
 Senior Director of Public Relations..... Rob Koch

2008-09 THRASHERS LEADERS

Goals..... Ilya Kovalchuk 43
 Assists..... Todd White..... 51
 Points..... Kovalchuk..... 91
 Shots..... Kovalchuk..... 275
 GAA..... Kari Lehtonen..... 3.06
 Wins..... Lehtonen..... 19
 Losses..... Lehtonen..... 22
 Shutouts..... Lehtonen..... 3
 Save %..... Lehtonen..... 911

2008-09 Record: 35-41-6, 76 points, 4th in the Southeast Division; 13th in the Eastern Conference
2009 Playoffs: Did not qualify
Anaheim's All-Time Leading Scorer vs. Atlanta: Teemu Selanne, 7-2=9 points in six games
Atlanta's All-Time Leading Scorer vs. Anaheim: Slava Kozlov, 4-4=8 points in six games
Last Trade Between Anaheim and Atlanta: Anaheim acquired C Erik Christensen from Atlanta in exchange for C Eric O'Dell (Mar. 4, 2009)

2008-09 SERIES SUMMARY: 0-1-0

At Anaheim				Goaltenders	GW Goal	Attn.
Feb. 15, 2009	Atlanta-8	Anaheim-4		Giguere (Hiller)/Lehtonen	I. Kovalchuk	17,228

TOTALS	Scoring by Period				Shots by Period				Power Plays	Penalties/ Minutes	Goalie (Saves - Shots)
	1	2	3	OT F	1	2	3	OT Tot.			
ANAHEIM	1	1	2	- 4	11	6	18	- 35	2-6	7-17	Giguere (20-25), Hiller (15-17)
Atlanta	2	4	2	- 8	19	16	8	- 43	0-3	4-11	Lehtonen (31-35)

ALL-TIME SERIES NOTES

Hat Tricks

Ilya Kovalchuk - Feb. 15, 2009 at Anaheim (3-1=4)

Overtime Games

None

Penalty Shots

None


ALL-TIME SERIES SUMMARY

Season	Series Results	GF	GA	SF	SA	Power Play	Penalty Killing
1999-00	1-0-0-0 (1-0-0-0 in ANA)	4 (4.0)	1 (1.0)	36 (36.0)	28 (28.0)	1-4 (25.0)	3-3 (100)
2000-01	1-1-0-0 (0-1-0-0 in ANA)	7 (3.5)	6 (3.0)	59 (29.5)	72 (36.0)	4-8 (50.0)	6-8 (75.0)
2001-02	2-0-0-0 (1-0-0-0 in ANA)	9 (4.5)	1 (1.0)	74 (37.0)	46 (23.0)	1-9 (11.1)	6-6 (100)
2002-03	1-1-0-0 (0-1-0-0 in ANA)	6 (3.0)	5 (2.5)	63 (31.5)	53 (26.5)	1-5 (20.0)	6-8 (75.0)
2003-04	0-1-0-0 (0-0-0-0 in ANA)	2 (2.0)	6 (6.0)	37 (37.0)	37 (37.0)	0-3 (00.0)	3-4 (75.0)
2005-06	1-0-0 (1-0-0 in ANA)	2 (2.0)	1 (1.0)	28 (28.0)	21 (21.0)	1-4 (25.0)	4-4 (100)
2006-07	1-0-0 (0-0-0 in ANA)	2 (2.0)	1 (1.0)	32 (32.0)	35 (35.0)	1-5 (20.0)	6-7 (85.7)
2007-08	Did not play						
2008-09	0-1-0 (0-1-0 in ANA)	4 (4.0)	8 (8.0)	35 (35.0)	43 (43.0)	0-3 (00.0)	4-6 (66.7)
Totals	7-4-0 (3-3-0 in ANA)	36 (3.3)	29 (2.6)	364 (33.1)	335 (30.5)	9-41 (22.0)	38-46 (82.6)

ALL-TIME SERIES FAST FACTS

	Overall	@ Anaheim	@ Atlanta
All-Time Series:	7-3-0	3-2-0	4-1-0
All-Time Series:	7-4-0	3-3-0	4-1-0
Current Streak:	One Atlanta win	One Atlanta win	One Anaheim win
Last Win by Anaheim:	Dec. 13, 2006 (2-1)	Dec. 3, 2005 (2-1)	Dec. 13, 2006 (2-1)
Last Win by Atlanta:	Feb. 15, 2009 (8-4)	Feb. 15, 2009 (8-4)	Dec. 5, 2003 (6-2)
Last 10 games:	6-4-0	3-2-0	4-1-0
Overtime Record:	None	None	None
Longest Winning Streak:	Four games Jan. 17, 2001-Nov. 17, 2002	One game, three times Last: Dec. 3, 2005	Three games Jan. 17, 2001-Nov. 17, 2002
Longest Losing Streak:	Two games Mar. 2, 2003-Dec. 5, 2003	One game, three times Last: Feb. 15, 2009	One game Dec. 5, 2003
Last Shutout by Anaheim:	Nov. 14, 2001 (5-0)	Nov. 14, 2001 (5-0)	None
Last Shutout by Atlanta:	None	None	None
Biggest Anaheim win:	Nov. 14, 2001 (5-0)	Nov. 14, 2001 (5-0)	Nov. 17, 2002 (5-1)
Biggest Atlanta win:	Two wins by four goals	Feb. 15, 2009 (8-4)	Dec. 5, 2003 (6-2)




CLAUDE JULIEN

ZDENO CHARA

TD Garden
100 Legends Way
Boston, MA 02114
TEL: (617) 624-2327
FAX: (617) 523-7184
bostonbruins.com



Founded: 1924-25
Home Ice: TD Garden (17,565, 1995)
Stanley Cup Titles: Five (1928-29, 1938-39, 1940-41, 1969-70, 1971-72)
Television: New England Sports Network
Radio: The Sports Hub (98.5 FM)
Colors: Gold, Black and White

Directory

Vice President and General Manager Peter Chiarelli
Head Coach Claude Julien
Assistant Coach Craig Ramsay
Assistant Coach Doug Houda
Assistant Coach Geoff Ward
Director of Communications Matthew Chmura

2008-09 BRUINS LEADERS

Goals	Phil Kessel	36
Assists	Marc Savard	63
Points	Savard	88
Shots	Kessel	232
GAA	Tim Thomas	2.10
Wins	Thomas	36
Losses	Thomas	11
Shutouts	Thomas	5
Save %	Thomas	.933

2008-09 Record: 53-19-10, 116 points, 1st in the Northeast Division; 1st in the Eastern Conference
2009 Playoffs: Beat Montreal, 4-0; Lost to Carolina, 4-3
Anaheim's All-Time Leading Scorer vs. Boston: Paul Kariya, 9-9=18 points in 11 games
Boston's All-Time Leading Scorer vs. Anaheim: Adam Oates, 2-11=13 points in six games
Last Trade Between Anaheim and Boston: Anaheim acquired C Petteri Nokelainen from Boston in exchange for D Steve Montador (Mar. 4, 2009)

2008-09 SERIES SUMMARY: 0-1-0

At Boston			Goaltenders	GW Goal	Attn.
Feb. 26, 2009	Anaheim-0	Boston-6	Hiller (Giguere)/Thomas	M. Hunwick	17,565

TOTALS Opp.	Scoring by Period					Shots by Period					Power Plays	Penalties/ Minutes	Goalie (Saves - Shots)
	1	2	3	OT	F	1	2	3	OT	Tot.			
ANAHEIM	0	0	0	-	0	10	12	13	-	35	0-3	9-40	Hiller (16-19), Giguere (5-8)
Boston	1	4	1	-	6	5	13	9	-	27	2-4	6-18	Thomas (28-30)

ALL-TIME SERIES NOTES

Hat Tricks

Paul Kariya - Oct. 31, 2002 at Boston (3-1=4)

Overtime Games

Oct. 15, 1993 1-1 tie at Anaheim (J. Juneau-GT goal)
 Feb. 21, 1996 4-3 win at Anaheim (A. Hicks-GW goal)
 Oct. 11, 2000 3-2 loss at Anaheim (J. Thornton-GW goal)

Penalty Shots

Cam Neely vs. Ron Tugnutt - Oct. 15, 1993 at Anaheim (no goal)

Oct. 17, 2001 2-2 tie at Anaheim (M. Lapointe-GT goal)
 Oct. 19, 2003 4-3 loss at Anaheim (S. Samsanov-GW goal)
 Jan. 16, 2006 4-3 loss at Boston (P. Bergeron-GW goal)

ALL-TIME SERIES SUMMARY

Season	Series Results	GF	GA	SF	SA	Power Play	Penalty Killing
1993-94	0-1-1 (0-0-1 in ANA)	4 (2.0)	6 (3.0)	35 (17.5)	79 (39.5)	0-9 (00.0)	8-9 (88.8)
1994-95	Did not play - NHL work stoppage						
1995-96	1-1-0 (1-0-0 in ANA)	6 (3.0)	10 (5.0)	51 (25.5)	67 (33.5)	0-6 (00.0)	5-6 (83.3)
1996-97	1-1-0 (0-1-0 in ANA)	6 (3.0)	7 (3.5)	52 (26.0)	75 (37.5)	1-7 (14.2)	9-9 (100)
1997-98	1-1-0 (0-1-0 in ANA)	3 (1.5)	3 (1.5)	49 (24.5)	60 (30.0)	1-6 (16.6)	10-10 (100)
1998-99	1-1-0 (1-0-0 in ANA)	4 (2.0)	2 (1.0)	60 (30.0)	52 (26.0)	3-7 (42.9)	7-8 (87.5)
1999-00	1-1-0-0 (0-1-0-0 in ANA)	6 (3.0)	5 (2.5)	56 (28.0)	50 (25.0)	2-7 (28.6)	9-10 (90.0)
2000-01	0-0-0-1 (0-0-0-1 in ANA)	2 (3.0)	3 (2.0)	30 (30.0)	28 (28.0)	1-7 (14.3)	5-8 (62.5)
2001-02	0-1-1-0 (0-0-1-0 in ANA)	4 (2.0)	6 (3.0)	54 (27.0)	78 (39.0)	1-12 (08.3)	4-6 (66.7)
2002-03	1-0-0-0 (0-0-0-0 in ANA)	4 (4.0)	1 (1.0)	23 (23.0)	27 (27.0)	2-6 (33.3)	7-7 (100)
2003-04	0-0-0-1 (0-0-0-1 in ANA)	3 (3.0)	4 (4.0)	29 (29.0)	30 (30.0)	2-3 (66.6)	0-1 (00.0)
2005-06	0-0-1 (0-0-0 in ANA)	3 (3.0)	4 (4.0)	28(28.0)	24 (24.0)	2-9 (22.2)	4-4 (100)
2006-07	Did not play						
2007-08	1-0-0 (1-0-0 in ANA)	2 (2.0)	1 (1.0)	30 (30.0)	19 (19.0)	0-2 (0.0)	6-7 (85.7)
2008-09	0-1-0 (0-0-0 in ANA)	0 (0.0)	6 (6.0)	35 (35.0)	27 (27.0)	0-3 (0.0)	2-4 (50.0)
Totals	7-8-5 (3-3-4 in ANA)	47 (2.4)	58 (2.9)	532 (26.6)	616 (30.8)	15-84 (17.9)	76-89 (85.4)

ALL-TIME SERIES FAST FACTS

	Overall	@ Anaheim	@ Boston
All-Time Series:	7-8-5	3-3-4	4-5-1
Current Streak:	One Boston win	One Anaheim win	Two Boston wins
Last Win by Anaheim:	Oct. 10, 2007 (2-1)	Oct. 10, 2007 (2-1)	Oct. 31, 2002 (4-1)
Last Win by Boston:	Feb. 26, 2009 (6-0)	Oct. 19, 2003 (4-3 OT)	Feb. 26, 2009 (6-0)
Last 10 games:	3-3-4	3-3-4	4-5-1
Overtime Record:	1-3-2	1-2-2	0-1-0
Longest Winning Streak:	Two games Jan. 30, 1997-Oct. 21, 1998	One game, three times Last: Oct. 10, 2007	Two games Dec. 9, 1996-Oct. 30, 1997
Longest Losing Streak:	Two games, three times Last: Oct. 19, 2003-Jan. 16, 2006	Two games Oct. 20, 1996-Oct. 13, 1997	Two games, two times Last: Jan. 16, 2006-present
Last Shutout by Anaheim:	Oct. 21, 1998 (3-0)	Oct. 21, 1998 (3-0)	Oct. 30, 1997 (3-0)
Last Shutout by Boston:	Feb. 26, 2009 (6-0)	Oct. 13, 1997 (3-0)	Feb. 26, 2009 (6-0)
Biggest Anaheim win:	Four wins by three goals Feb. 26, 2009 (6-0)	Two wins by three goals Oct. 30, 1997 (3-0)	Two wins by three goals Feb. 26, 2009 (6-0)
Biggest Boston win:			





LINDY RUFF



CRAIG RIVET

HSBC Arena
 One Seymour H. Knox III Plaza
 Buffalo, NY 14203
 TEL: (716) 855-4100
 FAX: (716) 855-4110
 sabres.com



Founded: 1970-71
Home Ice: HSBC Arena (18,690, 1996)
Stanley Cup Titles: None
Television: MSG Network
Radio: WGR (550 AM)
Colors: Midnight Blue, Maize, Silver and White

Directory

General Manager Darcy Regier
Head Coach.....Lindy Ruff
Associate Coach..... Brian McCutcheon
Assistant Coach James Patrick
Goaltender Coach Jim Corsi
Director of Public Relations..... Michael Gilbert

2008-09 SABRES LEADERS

Goals.....Thomas Vanek **40**
Assists Jason Pominville **46**
Points Derek Roy **70**
Shots.....Pominville **239**
GAA Ryan Miller.....**2.53**
Wins.....Miller **34**
Losses.....Miller **18**
Shutouts.....Miller **5**
Save %.....Miller**.918**

2008-09 Record: 41-32-9, 91 points, 3rd in the Northeast Division; 10th in the Eastern Conference
2009 Playoffs: Did not qualify
Anaheim's All-Time Leading Scorer vs. Buffalo: Teemu Selanne, 6-12=18 points in 14 games
Buffalo's All-Time Leading Scorer vs. Anaheim: Miroslav Satan, 8-6=14 points in 12 games
Last Trade Between Anaheim and Buffalo: None

2008-09 SERIES SUMMARY: 2-0-0

At Anaheim			Goaltenders	GW Goal	Attn.
Dec. 5, 2007	Buffalo-1	Anaheim-4	Giguere/Miller	M. Schneider	17,174
At Buffalo			Goaltenders	GW Goal	Attn.
Feb. 24, 2009	Anaheim-3	Buffalo-2	Giguere/Lalime	M. Brown	18,690

TOTALS Opp.	Scoring by Period					Shots by Period					Power Plays	Penalties/ Minutes	Goalie (Saves - Shots)
	1	2	3	OT	F	1	2	3	OT	Tot.			
ANAHEIM	1	3	2	-	6	9	33	17	-	59	2-6	14-48	Giguere (34-36), Hiller (21-23)
Buffalo	2	0	2	-	4	22	21	16	-	59	1-6	14-48	Lalime (19-22)

ALL-TIME SERIES NOTES

Hat Tricks

Paul Kariya - Jan. 10, 1997 at Anaheim (3-1-4)
 Teemu Selanne - Jan. 1, 1999 at Buffalo (3-2-5)
 Curtis Brown - Dec. 4, 2002 at Buffalo (3-0-3)

Penalty Shots

Thomas Vanek vs. J.S. Giguere - Dec. 8, 2005 at Buffalo (goal)

Overtime Games

Mar. 8, 1996	3-2 win at Anaheim	(P. Kariya-GW goal)	Feb. 1, 2000	2-2 tie at Buffalo	(S. Rucchin-GT goal)
Dec. 6, 1996	1-1 tie at Buffalo	(D. Plante-GT goal)	Oct. 20, 2000	2-2 tie at Buffalo	(C. Gratton-GT goal)
Jan. 6, 1999	3-2 loss at Anaheim	(M. Pecca-GW goal)	Dec. 8, 2005	3-2 loss at Buffalo	(M. Afinogenov-GW goal)

ALL-TIME SERIES SUMMARY

Season	Series Results	GF	GA	SF	SA	Power Play	Penalty Killing
1993-94	0-2-0 (0-1-0 in ANA)	2 (1.0)	7 (3.5)	45 (22.5)	41 (20.5)	1-7 (14.3)	11-12 (91.7)
1994-95	Did not play - NHL work stoppage						
1995-96	2-0-0 (1-0-0 in ANA)	7 (3.5)	3 (1.5)	81 (40.5)	62 (31.0)	3-12 (25.0)	13-13 (100)
1996-97	1-0-1 (1-0-0 in ANA)	6 (3.0)	3 (1.5)	92 (46.0)	44 (22.0)	1-10 (10.0)	10-12 (83.3)
1997-98	0-2-0 (0-1-0 in ANA)	2 (1.0)	7 (3.5)	61 (30.5)	54 (27.0)	0-7 (00.0)	8-10 (80.0)
1998-99	1-1-0 (0-1-0 in ANA)	9 (4.5)	5 (2.5)	56 (28.0)	52 (26.0)	2-6 (33.3)	7-9 (77.8)
1999-00	0-1-1-0 (0-1-0-0 in ANA)	2 (1.0)	7 (3.5)	48 (24.0)	72 (36.0)	2-9 (22.2)	8-9 (88.9)
2000-01	0-1-1-0 (0-1-0-0 in ANA)	2 (1.0)	6 (3.0)	40 (20.0)	62 (31.0)	0-5 (00.0)	8-8 (100)
2001-02	0-1-0-0 (0-1-0-0 in ANA)	1 (1.0)	3 (3.0)	17 (17.0)	18 (18.0)	1-4 (25.0)	3-4 (75.0)
2002-03	0-1-0-0 (0-0-0-0 in ANA)	0 (0.0)	4 (4.0)	22 (22.0)	36 (36.0)	0-5 (00.0)	4-5 (80.0)
2003-04	0-2-0-0 (0-1-0-0 in ANA)	4 (2.0)	10 (5.0)	62 (31.0)	70 (35.0)	2-5 (40.0)	4-6 (66.6)
2005-06	0-0-1 (0-0-0 in ANA)	2 (2.0)	3 (3.0)	30 (30.0)	31 (31.0)	0-4 (00.0)	1-2 (50.0)
2006-07	Did not play						
2007-08	1-0-0 (1-0-0 in ANA)	4 (4.0)	1 (1.0)	33 (33.0)	23 (23.0)	2-3 (66.7)	4-4 (100)
2008-09	2-0-0 (1-0-0 in ANA)	6 (3.0)	4 (2.0)	59 (29.5)	59 (29.5)	2-6 (33.3)	5-6 (83.3)
Totals	7-11-4 (4-7-0 in ANA)	47 (2.1)	63 (2.9)	646 (29.4)	624 (28.4)	16-83 (19.3)	86-100 (86.0)


ALL-TIME SERIES FAST FACTS

	Overall	@ Anaheim	@ Buffalo
All-Time Series:	7-11-4	4-7-0	3-4-4
Current Streak:	Three Anaheim wins	Two Anaheim wins	One Anaheim win
Last Win by Anaheim:	Feb. 24, 2009 (3-2)	Feb. 2, 2009 (3-2)	Feb. 24, 2009 (3-2)
Last Win by Buffalo:	Dec. 8, 2005 (3-2 OT)	Oct. 24, 2003 (5-2)	Dec. 8, 2005 (3-2 OT)
Last 10 games:	3-5-2	4-6-0	3-3-4
Overtime Record:	1-2-3	1-1-0	0-1-3
Longest Winning Streak:	Three games Dec. 5, 2007-present	Two games, two times Last: Dec. 5, 2007-present	One game, three times Last: Feb. 24, 2009
Longest Losing Streak:	Five games Jan. 16, 2002-Dec. 8, 2005	Six games Jan. 7, 1998-Oct. 24, 2003	Three games Dec. 4, 2002-Dec. 8, 2005
Last Shutout by Anaheim:	None	None	None
Last Shutout by Buffalo:	Dec. 4, 2002 (4-0)	Jan. 12, 2001 (4-0)	Dec. 4, 2002 (4-0)
Biggest Anaheim win:	Jan. 1, 1999 (7-2)	Two wins by three goals	Jan. 1, 1999 (7-2)
Biggest Buffalo win:	Jan. 17, 2000 (5-0)	Jan. 17, 2000 (5-0)	Two wins by four goals





BRENT SUTTER



JAROME IGINLA

Pengrowth Saddledome
 555 Saddledome Rise SE
 Calgary, Alberta T2G 2W1
 TEL: (403) 777-2177
 FAX: (403) 777-2195
 calgaryflames.com



Founded: 1972-73 (Relocated from Atlanta in 1980)
Home Ice: Pengrowth Saddledome (19,289, 1983)
Stanley Cup Titles: One (1988-89)
Television: Rogers Sportsnet, TSN & Flames PPV
Radio: The Fan (960 AM)
Colors: Red, White, Black and Gold

Directory

General Manager Darryl Sutter
Head Coach Brent Sutter
Associate Coach Dave Lowry
Assistant Coach Ryan McGill
Assistant Coach Jamie McLennan
Assistant Coach Rob Cookson
Vice President of Communications Peter Hanlon

2008-09 FLAMES LEADERS

Goals Mike Cammalleri **39**
Assists Iginla **54**
Points Iginla **89**
Shots Iginla **289**
GAA Miikka Kiprusoff **2.84**
Wins Kiprusoff **45**
Losses Kiprusoff **24**
Shutouts Kiprusoff **4**
Save % Kiprusoff **903**

2008-09 Record: 46-30-6, 98 points, 2nd in the Northwest Division; 5th in the Western Conference
2009 Playoffs: Lost to Chicago, 4-2
Anaheim's All-Time Leading Scorer vs. Calgary: Paul Kariya, 19-33=52 points in 35 games
Calgary's All-Time Leading Scorer vs. Anaheim: Jarome Iginla, 21-20=41 points in 48 games
Last Trade Between Anaheim and Calgary: Anaheim acquired C Rob Niedermayer from Calgary in exchange for D Mike Comodore and G J.F. Dampousse (Mar. 11, 2003)

2008-09 SERIES SUMMARY: 3-1-0

At Anaheim			Goaltenders	GW Goal	Attn.
Nov. 2, 2008	Calgary-2	Anaheim-3	Giguere/Kiprusoff	R. Carter	16,965
Feb. 11, 2009	Calgary-2	Anaheim-3 (OT)	Giguere/Kiprusoff	S. Niedermayer	17,270

At Calgary			Goaltenders	GW Goal	Attn.
Dec. 23, 2008	Anaheim-3	Calgary-4	Giguere/Kiprusoff	M. Cammalleri	19,289
Feb. 7, 2009	Anaheim-2	Calgary-1	Giguere/McElhinney	C. Perry	19,289

TOTALS	Scoring by Period					Shots by Period				Power Plays	Penalties/ Minutes	Goalie (Saves - Shots)	
	1	2	3	OT	F	1	2	3	OT				Tot.
ANAHEIM	2	5	3	1	11	42	48	44	1	135	1-9	25-75	Giguere (109-118)
Calgary	2	3	4	0	9	29	47	42	0	118	2-18	13-47	Kiprusoff (101-110), McElhinney (23-25)

ALL-TIME SERIES NOTES

Hat Tricks

Paul Kariya - Feb. 19, 2001 at Anaheim (3-1=4)

Penalty Shots

Jarome Iginla vs. J.S. Giguere - Dec. 8, 2001 at Calgary (no goal)

Petr Sykora vs. Roman Turek - Dec. 29, 2002 at Calgary (no goal)

Paul Kariya vs. Jamie McLennan - Mar. 16, 2003 at Anaheim (no goal)

Overtime Games

Oct. 17, 1993 2-2 tie at Anaheim

Mar. 16, 1997 2-2 tie at Anaheim

Nov. 7, 1997 4-3 win at Calgary

Nov. 29, 1997 3-2 loss at Calgary

Apr. 5, 1998 3-3 tie at Anaheim

Feb. 16, 2000 6-5 win at Anaheim

(J. Nieuwendyk-GT goal)

(D. Gagner-GT goal)

(S. Young-GW goal)

(S. McCarthy-GW goal)

(T. Green-GT goal)

(O. Tverdovsky-GW goal)

Nov. 24, 2000 2-2 tie at Calgary

Jan. 5, 2001 4-4 tie at Calgary

Nov. 11, 2001 3-3 tie at Anaheim

Feb. 12, 2003 4-3 win at Anaheim

Mar. 16, 2003 2-2 tie at Anaheim

Feb. 11, 2009 3-2 win at Calgary

(J. Iginla-GT goal)

(T. Selanne-GT goal)

(D. Lowry-GT goal)

(M. Leclerc-GW goal)

(P. Sykora-GT goal)

(S. Niedermayer-GW goal)

ALL-TIME SERIES SUMMARY

Season	Series Results	GF	GA	SF	SA	Power Play	Penalty Killing
1993-94	1-4-1 (0-2-1 in ANA)	12 (2.0)	19 (3.2)	160 (26.7)	197 (32.8)	3-28 (10.7)	19-22 (86.4)
1994-95	3-2-0 (2-1-0 in ANA)	15 (3.0)	13 (2.6)	136 (27.2)	157 (31.4)	2-28 (07.1)	17-20 (85.0)
1995-96	3-2-0 (1-1-0 in ANA)	16 (3.2)	12 (2.4)	129 (25.8)	160 (32.0)	6-30 (20.0)	24-28 (85.7)
1996-97	1-4-1 (1-1-1 in ANA)	14 (2.3)	17 (2.8)	171 (28.5)	190 (31.7)	2-24 (08.3)	15-22 (68.1)
1997-98	2-2-1 (1-1-1 in ANA)	16 (3.2)	15 (3.0)	132 (26.4)	168 (33.6)	3-24 (12.5)	14-18 (77.8)
1998-99	2-2-0 (1-1-0 in ANA)	10 (2.5)	9 (2.3)	124 (31.0)	111 (27.8)	4-17 (23.5)	17-19 (89.5)
1999-00	2-2-0-0 (2-0-0-0 in ANA)	10 (2.5)	13 (3.3)	120 (30.0)	113 (28.3)	4-22 (18.2)	11-17 (64.7)
2000-01	2-0-2-0 (1-0-1-0 in ANA)	18 (4.5)	11 (2.8)	108 (27.0)	106 (26.5)	8-20 (40.0)	16-19 (84.2)
2001-02	2-1-1-0 (1-0-1-0 in ANA)	11 (2.8)	7 (1.8)	112 (28.0)	93 (23.25)	4-22 (18.1)	12-13 (93.2)
2002-03	2-1-1-0 (1-0-1-0 in ANA)	11 (2.8)	11 (2.8)	109 (27.3)	129 (32.3)	2-16 (12.5)	13-17 (76.5)
2003-04	1-3-0-0 (1-1-0-0 in ANA)	8 (2.0)	14 (3.5)	113 (28.3)	96 (24.0)	4-18 (22.2)	16-22 (72.7)
2005-06	2-2-0 (2-0-0 in ANA)	9 (2.3)	10 (2.5)	129 (32.3)	107 (26.8)	7-29 (24.1)	16-22 (72.7)
2006-07	2-2-0 (2-0-0 in ANA)	11 (2.8)	10 (2.5)	141 (35.3)	90 (22.5)	4-18 (22.2)	15-17 (88.2)
2007-08	3-1-0 (2-0-0 in ANA)	14 (3.5)	9 (2.3)	119 (29.8)	122 (30.5)	7-15 (46.7)	15-19 (78.9)
2008-09	3-1-0 (2-0-0 in ANA)	11 (2.8)	9 (2.3)	135 (33.8)	118 (29.5)	1-9 (11.1)	16-18 (88.9)
Totals	31-29-7 (20-8-6 in ANA)	186 (2.8)	179 (2.7)	1938 (28.9)	1957 (29.2)	61-322 (18.9)	236-293 (80.6)


ALL-TIME SERIES FAST FACTS

	Overall	@ Anaheim	@ Calgary
All-Time Series:	31-29-7	20-8-6	11-21-1
Current Streak:	Two Anaheim wins	Nine Anaheim wins	One Anaheim win
Last Win by Anaheim:	Feb. 11, 2009 (3-2 OT)	Feb. 11, 2009 (3-2 OT)	Feb. 7, 2009 (2-1)
Last Win by Calgary:	Dec. 23, 2008 (4-3)	Jan. 19, 2004 (5-1)	Dec. 23, 2008 (4-3)
Last 10 games:	7-3-0	9-1-0	2-8-0
Overtime Record:	4-1-7	3-0-6	1-1-1
Longest Winning Streak:	Six games	Nine games	Three games
	Mar. 15, 1995-Jan. 5, 1996	Oct. 26, 2006-present	Mar. 15, 1995-Jan. 5, 1996
Longest Losing Streak:	Five games	Three games	Six games
	Feb. 2, 1994-Feb. 26, 1995	Feb. 2, 1994-Feb. 26, 1995	Feb. 1, 2004-Jan. 19, 2007
Last Shutout by Anaheim:	Dec. 8, 2001 (4-0)	Dec. 20, 1996 (7-0)	Dec. 8, 2001 (4-0)
Last Shutout by Calgary:	Nov. 10, 2006 (3-0)	Apr. 11, 1994 (3-0)	Nov. 10, 2006 (3-0)
Biggest Anaheim win:	Dec. 20, 1996 (7-0)	Dec. 20, 1996 (7-0)	Feb. 9, 1995 (5-0)
Biggest Calgary win:	Feb. 9, 1997 (6-1)	Feb. 19, 2004 (5-1)	Feb. 9, 1997 (6-1)





PAUL MAURICE



ROD BRIND'AMOUR

RBC Center
1400 Edwards Mill Road
Raleigh, NC 27607
TEL: (919) 467-7825
FAX: (919) 462-0123
carolinahurricanes.com



Founded: 1972-73 (Relocated from Hartford in 1997)
Home Ice: RBC Center (18,680, 1999)
Stanley Cup Titles: One (2005-06)
Television: FSN South
Radio: WCMC (99.9 FM)
Colors: Red, White, Black and Silver

Directory

President /General Manager Jim Rutherford
Head Coach Paul Maurice
Associate Head Coach Ron Francis
Assistant Coach Kevin McCarthy
Assistant Coach Tom Rowe
Goaltending Coach Tom Barrasso
Director of Media Relations Mike Sundheim

2008-09 HURRICANES LEADERS

Goals Eric Staal 40
Assists Ray Whitney 53
Points Whitney 77
Shots Staal 372
GAA Cam Ward 2.44
Wins Ward 39
Losses Ward 23
Shutouts Ward 6
Save % Ward 916

2008-09 Record: 45-30-7, 97 points, 2nd in the Southeast Division; 6th in the Eastern Conference
2009 Playoffs: Beat New Jersey, 4-3; Beat Boston, 4-3; Lost to Pittsburgh, 4-0
Anaheim's All-Time Leading Scorer vs. Carolina: Paul Kariya, 6-9=15 points in 11 games
Carolina's All-Time Leading Scorer vs. Anaheim: Jeff O'Neill, 9-5=14 points in 15 games
Last Trade Between Anaheim and Carolina: Anaheim acquired D Bruno St. Jacques in exchange for RW Craig Adams (Oct. 4, 2005)

2008-09 SERIES SUMMARY: 1-1-0

At Anaheim			Goaltenders		GW Goal	Attn.
Oct. 19, 2008	Carolina-3	Anaheim-1	Giguere/Leighton		R. Brind'Amour	16,847
At Carolina			Goaltenders		GW Goal	Attn.
Nov. 30, 2008	Anaheim-4	Carolina-1	Hiller/Ward		T. Selanne	14,191

TOTALS Opp.	Scoring by Period					Shots by Period					Power Plays	Penalties/ Minutes	Goalie (Saves - Shots)
	1	2	3	OT	F	1	2	3	OT	Tot.			
ANAHEIM	1	1	3	-	5	24	15	21	-	60	1-8	9-21	Hiller (36-37), Giguere (21-23)
Carolina	2	1	1	-	4	24	23	14	-	61	0-8	9-21	Leighton (43-47), Ward (12-13)

ALL-TIME SERIES NOTES

Hat Tricks

Jeff O'Neill - Jan. 31, 1997 at Anaheim (3-0-3)

Keven Adams - Dec. 6, 2005 at Anaheim (3-0-3)

Overtime Games

Nov. 11, 1998 5-4 win at Anaheim (S. Rucchin-GW goal)

Jan. 7, 2000 4-4 tie at Carolina (G. Wesley-GT goal)

Feb. 11, 2001 2-2 tie at Anaheim (M. Leclerc-GT goal)

Penalty Shots

None

ALL-TIME SERIES SUMMARY

Season	Series Results	GF	GA	SF	SA	Power Play	Penalty Killing
1993-94	2-0-0 (1-0-0 in ANA)	9 (4.5)	5 (2.5)	72 (36.0)	67 (33.5)	1-8 (12.5)	10-11 (90.9)
1994-95	Did not play - NHL work stoppage						
1995-96	0-2-0 (0-1-0 in ANA)	5 (2.5)	7 (3.5)	61 (30.5)	59 (29.5)	2-17 (11.8)	14-15 (93.3)
1996-97	1-1-0 (1-0-0 in ANA)	7 (3.5)	7 (3.5)	67 (33.5)	74 (37.0)	1-5 (20.0)	4-7 (57.1)
1997-98	0-2-0 (0-1-0 in ANA)	2 (1.0)	5 (2.5)	48 (24.0)	58 (29.0)	0-8 (00.0)	12-12 (100)
1998-99	1-1-0 (1-0-0 in ANA)	6 (3.0)	7 (3.5)	72 (36.0)	65 (32.5)	1-8 (12.5)	6-7 (85.7)
1999-00	0-0-1-0 (0-0-0-0 in ANA)	4 (4.0)	4 (4.0)	26 (26.0)	43 (43.0)	1-2 (50.0)	5-5 (100)
2000-01	0-1-1-0 (0-0-1-0 in ANA)	2 (1.0)	6 (3.0)	61 (30.5)	48 (24.0)	0-10 (00.0)	9-12 (25.0)
2001-02	0-1-0-0 (0-1-0-0 in ANA)	1 (1.0)	4 (4.0)	20 (20.0)	28 (28.0)	0-5 (00.0)	5-5 (100)
2002-03	2-0-0-0 (1-0-0-0 in ANA)	6 (3.0)	1 (5.0)	44 (22.0)	57 (28.5)	1-8 (12.5)	9-9 (100)
2003-04	2-0-0-0 (1-0-0-0 in ANA)	6 (3.0)	3 (1.5)	74 (37.0)	42 (21.0)	2-11 (18.2)	7-8 (87.5)
2005-06	0-1-0 (0-1-0 in ANA)	2 (2.0)	6 (6.0)	37 (37.0)	31 (31.0)	0-4 (00.0)	4-5 (80.0)
2006-07	0-1-0 (0-0-0 in ANA)	2 (2.0)	4 (4.0)	27 (27.0)	27 (27.0)	1-6 (16.7)	3-6 (50.0)
2007-08	Did not play						
2008-09	1-1-0 (0-1-0 in ANA)	5 (2.5)	4 (2.0)	60 (30.0)	61 (30.50)	1-8 (12.5)	8-8 (100.0)
Totals	9-11-2 (5-5-1 in ANA)	57 (2.6)	63 (1.9)	669 (30.4)	660 (30.0)	11-100 (11.0)	96-110 (87.3)

ALL-TIME SERIES FAST FACTS

	Overall	@ Anaheim	@ Carolina/Hartford
All-Time Series:	9-11-2	5-5-1	4-6-1
Current Streak:	One Anaheim win	Two Carolina wins	One Anaheim win
Last Win by Anaheim:	Nov. 30, 2008 (4-1)	Feb. 4, 2004 (2-1)	Nov. 30, 2008 (4-1)
Last Win by Carolina:	Oct. 19, 2008 (3-1)	Oct. 19, 2008 (3-1)	Dec. 29, 2006 (4-2)
Last 10 games:	5-4-1	4-5-1	3-6-1
Overtime Record:	1-0-2	1-0-1	0-0-1
Longest Winning Streak:	Four games Feb. 9, 2003-Feb. 4, 2004	Two games Feb. 9, 2003-Feb. 4, 2004	Two games Feb. 23, 2003-Dec. 31, 2003
Longest Losing Streak:	Three games, two times Last: Dec. 6, 2005-Oct. 19, 2008	Two games Dec. 6, 2005-Oct. 19, 2008	Five games Oct. 11, 1995-Jan. 14, 2001
Last Shutout by Anaheim:	Feb. 23, 2003 (4-0)	None	Feb. 23, 2003 (4-0)
Last Shutout by Carolina:	Jan. 14, 2001 (4-0)	None	Jan. 14, 2001 (4-0)
Biggest Anaheim win:	Feb. 23, 2003 (4-0)	Two wins by three goals Dec. 6, 2005 (6-2)	Feb. 23, 2003 (4-0)
Carolina win:	Two wins by four goals		Jan. 14, 2001 (4-0)



Eric Staal



JOEL QUENNEVILLE



JONATHAN TOEWS

United Center
 1901 W. Madison Street
 Chicago, IL 60612
 TEL: (312) 455-7000
 FAX: (312) 455-7041
 chicagoblackhawks.com



Founded: 1926-27
Home Ice: United Center (17,717, 1994)
Stanley Cup Titles: Three (1933-34, 1937-38, 1960-61)
Television: Comcast SportsNet & WGN-TV
Radio: WGN Radio (720 AM)
Colors: Red, Black and White

Directory

General Manager Stan Bowman
Head Coach Joel Quenneville
Assistant Coach John Torchetti
Assistant Coach Mike Haviland
Goaltending Coach Stephane Waite
Director of Media Relations Brandon Faber

2008-09 BLACKHAWKS LEADERS

Goals Jonathan Toews **34**
Assists Martin Havlat **48**
Points Havlat **77**
Shots Patrick Kane **254**
GAA Nikolai Khabibulin **2.33**
Wins Khabibulin **25**
Losses Cristobal Huet **15**
Shutouts Huet, Khabibulin **2**
Save % Khabibulin **.919**

2008-09 Record: 46-24-12, 104 points, 2nd in the Central Division; 4th in the Western Conference
2009 Playoffs: Beat Calgary, 4-2; Beat Vancouver, 4-2; Lost to Detroit, 4-1
Anaheim's All-Time Leading Scorer vs. Chicago: Paul Kariya, 17-18=35 points in 34 games
Chicago's All-Time Leading Scorer vs. Anaheim: Tony Amonte, 12-15=27 points in 33 games
Last Trade Between Anaheim and Chicago: Anaheim acquired D James Wisniewski and C Petri Kontola from Chicago in exchange for C Samuel Pahlsson, D Logan Stephenson and a conditional fourth-round selection in the 2009 NHL Entry Draft (Mar. 4, 2009)

2008-09 SERIES SUMMARY: 1-2-1

At Anaheim			Goaltenders		GW Goal	Attn.
Nov. 28, 2008	Chicago-0	Anaheim-1	Hiller/Huet		R. Getzlaf	16,994
Jan. 28, 2009	Chicago-3	Anaheim-2	Hiller/Khabibulin		J. Toews	17,193
At Chicago			Goaltenders		GW Goal	Attn.
Dec. 3, 2008	Anaheim-2	Chicago-4	Hiller/Huet		J. Toews	21,574
Mar. 3, 2009	Anaheim-2	Chicago-3 (OT)	Giguere/Huet		M. Havlat	21,619

TOTALS	Scoring by Period					Shots by Period					Power Plays	Penalties/ Minutes	Goalie (Saves - Shots)
	1	2	3	OT	F	1	2	3	OT	Tot.			
ANAHEIM	1	5	1	0	7	40	49	30	0	119	2-9	15-36	Hiller (87-93), Giguere (34-37)
Chicago	5	1	3	1	10	49	44	37	1	131	2-12	12-30	Huet (76-81), Khabibulin (36-38)

ALL-TIME SERIES NOTES

Hat Tricks

Teemu Selanne - Feb. 24, 2008 at Anaheim (3-2=5)

Penalty Shots

Tony Amonte vs. Guy Hebert - Feb. 1, 1998 at Anaheim (no goal)
Alexei Zhovnov vs. Steve Shields - Dec. 30, 2001 at Chicago (no goal)

Overtime Games

Nov. 24, 1995	5-4 loss at Anaheim	(B. Sutter-GW goal)
Mar. 24, 1996	2-2 tie at Chicago	(A. Hicks-GT goal)
Apr. 1, 1997	3-3 tie at Anaheim	(S. Rucchin-GT goal)
Feb. 1, 1998	4-3 win at Anaheim	(T. Selanne-GW goal)
Oct. 21, 1999	5-5 tie at Chicago	(T. Selanne-GT goal)
Mar. 15, 2002	1-1 tie at Anaheim	(S. Sullivan-GT goal)
Oct. 26, 2003	1-1 tie at Anaheim	(J. Lupul-GT goal)
Nov. 17, 2006	4-3 loss at Anaheim (SO)	(T. Ruutu-SO winner)
Mar. 3, 2009	3-2 loss at Chicago	(M. Havlat-GW goal)

ALL-TIME SERIES SUMMARY

Season	Series Results	GF	GA	SF	SA	Power Play	Penalty Killing
1993-94	1-4-0 (0-2-0 in ANA)	10 (0.7)	13 (2.6)	129 (25.8)	146 (29.2)	2-20 (10.0)	14-16 (87.5)
1994-95	1-3-0 (1-1-0 in ANA)	5 (1.3)	12 (3.0)	84 (21.0)	126 (31.5)	0-19 (00.0)	12-16 (75.0)
1995-96	0-3-1 (0-2-0 in ANA)	7 (1.8)	14 (3.5)	81 (20.3)	138 (34.5)	3-23 (13.0)	17-22 (77.3)
1996-97	3-0-1 (1-0-1 in ANA)	11 (2.8)	6 (1.5)	104 (26.0)	111 (27.8)	4-17 (23.5)	13-15 (86.7)
1997-98	2-2-0 (1-1-0 in ANA)	7 (1.8)	11 (2.8)	113 (28.3)	128 (32.0)	0-24 (00.0)	15-18 (83.3)
1998-99	3-1-0 (2-0-0 in ANA)	13 (3.3)	8 (2.0)	102 (25.5)	106 (26.5)	3-17 (17.6)	18-21 (85.7)
1999-00	3-1-1-0 (2-0-0-0 in ANA)	17 (3.4)	15 (3.0)	139 (27.8)	130 (26.0)	5-20 (25.0)	16-19 (84.2)
2000-01	2-2-0-0 (1-1-0-0 in ANA)	11 (2.8)	9 (2.3)	86 (21.5)	137 (34.3)	3-10 (30.0)	17-19 (89.4)
2001-02	1-2-1-0 (1-0-1-0 in ANA)	8 (2.0)	7 (1.8)	110 (27.5)	129 (32.3)	2-19 (10.5)	11-13 (84.6)
2002-03	4-0-0-0 (2-0-0-0 in ANA)	16 (4.0)	10 (2.5)	112 (28.0)	128 (32.0)	4-15 (26.6)	12-12 (100.0)
2003-04	2-1-1-0 (1-0-1-0 in ANA)	11(2.8)	9 (2.3)	123 (30.1)	124 (31.0)	3-17 (17.6)	17-20 (85.0)
2005-06	4-0-0 (2-0-0 in ANA)	14 (3.5)	6 (1.5)	111 (27.8)	121 (30.3)	3-30 (10.0)	23-24 (95.8)
2006-07	3-0-1 (1-0-1 in ANA)	14 (3.5)	7 (1.8)	116 (29.0)	92 (23.0)	6-28 (21.4)	14-17 (82.4)
2007-08	3-1-0 (2-0-0 in ANA)	13 (3.3)	10 (2.5)	101 (25.3)	123 (30.8)	4-25 (16.0)	19-22 (86.4)
2008-09	1-2-1 (1-1-0 in ANA)	7 (1.8)	10 (2.5)	119 (29.8)	131 (32.8)	2-9 (22.2)	10-12 (83.3)
Totals	33-22-7 (18-8-4 in ANA)	164 (2.7)	147 (2.4)	1630 (26.3)	1870 (30.2)	44-293 (15.0)	228-266 (85.7)

ALL-TIME SERIES FAST FACTS

	Overall	@ Anaheim	@ Chicago
All-Time Series:	33-22-7	18-8-4	15-14-3
Current Streak:	Three Chicago wins	One Chicago win	Three Chicago wins
Last Win by Anaheim:	Nov. 28, 2008 (1-0)	Nov. 28, 2008 (1-0)	Dec. 7, 2007 (5-3)
Last Win by Chicago:	Mar. 3, 2009 (3-2 OT)	Jan. 28, 2009 (3-2)	Mar. 3, 2009 (3-2 OT)
Last 10 games:	6-3-1	7-1-2	6-3-1
Overtime Record:	1-1-5	1-1-4	0-0-3
Longest Winning Streak:	Nine games Nov. 28, 2003-Feb. 24, 2008	Five games Feb. 1, 1998-Dec. 17, 2000	Six games Mar. 5, 2004-Dec. 7, 2007
Longest Losing Streak:	Five games Mar. 5, 1995-Feb. 4, 1996	Three games, two times Last: Apr. 5, 2000-Feb. 7, 2001	Four games Mar. 8, 1994-Feb. 4, 1996
Last Shutout by Anaheim:	Nov. 28, 2008 (1-0)	Nov. 28, 2008 (1-0)	Oct. 28, 2006 (3-0)
Last Shutout by Chicago:	Mar. 5, 2008 (3-0)	Nov. 19, 1997 (4-0)	Mar. 5, 2008 (3-0)
Biggest Anaheim win:	Jan. 6, 1994 (6-2)	Five wins by three goals Nov. 19, 1997 (4-0)	Jan. 6, 1994 (6-2)
Biggest Chicago win:	Nov. 19, 1997 (4-0)	Six wins by three goals	Six wins by three goals





JOE SACCO



ADAM FOOTE

Pepsi Center
1000 Chopper Circle
Denver, CO 80204
TEL: (303) 405-1100
FAX: (303) 893-0614
coloradoavalanche.com



Founded: 1979-80 (Relocated from Quebec in 1995)
Home Ice: Pepsi Center (18,007, 1999)
Stanley Cup Titles: Two (1995-96, 2000-01)
Television: Altitude Sports and Entertainment
Radio: KCKK (1510 AM)
Colors: Burgundy, Silver, Blue, and Black

Directory

Executive Vice President & General Manager.....Greg Sherman
Head Coach.....Joe Sacco
Assistant Coach.....Sylvain Lefebvre
Assistant Coach.....Steve Konowalchuk
Senior Vice President,
Communications & Business Operations.....Jean Martineau

2008-09 AVALANCHE LEADERS

Goals.....	Milan Hejduk.....	27
Assists.....	Ryan Smyth.....	33
Points.....	Hejduk, Smyth.....	59
Shots.....	Smyth.....	257
GAA.....	Peter Budaj.....	2.86
Wins.....	Budaj.....	20
Losses.....	Budaj.....	29
Shutouts.....	Budaj.....	2
Save %.....	Budaj.....	.899

2008-09 Record: 32-45-5, 69 pts., 5th in the Northwest Division; 15th in the Western Conference
2009 Playoffs: Did not qualify
Anaheim's All-Time Leading Scorer vs. Colorado: Teemu Selanne, 19-21=40 points in 38 games
Colorado's All-Time Leading Scorer vs. Anaheim: Joe Sakic, 18-29=47 points in 44 games
Last Trade Between Anaheim and Colorado: Anaheim acquired LW Brad May from Colorado in exchange for G Michael Wall (Feb. 27, 2007)

2008-09 SERIES SUMMARY: 4-0-0

At Anaheim			Goaltenders			GW Goal		Attn.
Nov. 24, 2008	Colorado-1	Anaheim-4	Giguere/Budaj (Raycroft)			C. Kunitz	16,632	
Mar. 29, 2009	Colorado-1	Anaheim-4	Hiller/Budaj			B. Ryan	17,182	
At Colorado			Goaltenders			GW Goal		Attn.
Jan. 31, 2009	Anaheim-4	Colorado-3	Hiller/Budaj			T. Selanne	17,652	
Mar. 25, 2009	Anaheim-7	Colorado-2	Hiller/Budaj (Raycroft)			C. Perry	16,279	

TOTALS	Scoring by Period					Shots by Period					Power Plays	Penalties/ Minutes	Goalie (Saves - Shots)
	Opp.	1	2	3	OT	F	1	2	3	OT			
ANAHEIM	8	7	4	-	19	44	39	32	-	115	6-18	21-56	Hiller (94-100), Giguere (29-30)
Colorado	2	3	2	-	7	46	39	45	-	130	3-15	24-60	Budaj (88-102), Raycroft (8-13)

ALL-TIME SERIES NOTES

Hat Tricks

None

Penalty Shots

Brett Clark vs. Ilya Bryzgalov - Nov. 18, 2005 at Anaheim (no goal)
Jonathan Hedstrom vs. Peter Budaj - Mar. 22, 2006 at Anaheim (goal)
Jonathan Hedstrom vs. Peter Budaj - Mar. 22, 2006 at Anaheim (goal)

Overtime Games

Oct. 10, 1996	6-6 tie at Colorado	(T. Selanne-GT goal)	April 4, 2003	4-3 loss at Anaheim	(M. Hejduk GW goal)
Nov. 3, 1996	1-1 tie at Anaheim	(R. Oksita-GT goal)	Nov. 18, 2003	2-1 loss at Colorado	(T. Selanne GW goal)
Mar. 9, 1997	2-2 tie at Colorado	(T. Selanne-GT goal)	Jan. 30, 2004	4-3 win at Anaheim	(N. Havelid GW goal)
Apr. 13, 1998	2-2 tie at Anaheim	(F. Banham-GT goal)	Mar. 22, 2006	5-4 win at Anaheim	(J. Hedstrom GW goal)
Jan. 21, 2000	3-3 tie at Anaheim	(T. Selanne-GT goal)	Nov. 22, 2006	3-2 loss at Colorado	(J. Sakic GW goal)
Apr. 4, 2001	1-1 tie at Colorado	(J. Sakic-GT goal)	Jan. 13, 2007	3-2 loss at Anaheim (SO)	(M. Hejduk SO winner)
Dec. 10, 2001	1-1 tie at Colorado	(J. Sakic-GT goal)	Dec. 19, 2007	2-1 win at Anaheim	(M. Schneider GW goal)
Oct. 10, 2002	3-2 win at Anaheim	(A. McDonald GW goal)	Feb. 20, 2008	3-2 win at Anaheim (SO)	(C. Perry SO winner)
Nov. 8, 2002	3-2 win at Colorado	(N. Havelid GW goal)			

ALL-TIME SERIES SUMMARY

Season	Series Results	GF	GA	SF	SA	Power Play	Penalty Killing
1993-94	1-1-0 (0-1-0 in ANA)	6 (3.0)	4 (2.0)	58 (29.0)	58 (29.0)	0-11 (00.0)	10-12 (16.7)
1994-95	Did not play - NHL work stoppage						
1995-96	3-3-0 (3-0-0 in ANA)	19 (3.2)	17 (2.8)	162 (27.0)	178 (29.7)	3-28 (10.7)	20-26 (23.1)
1996-97	0-2-3 (0-1-1 in ANA)	14 (2.8)	18 (3.6)	140 (28.0)	183 (36.6)	3-20 (15.0)	21-26 (80.8)
1997-98	2-2-1 (1-1-1 in ANA)	14 (2.8)	14 (2.8)	151 (30.2)	139 (27.8)	3-27 (11.1)	30-35 (85.7)
1998-99	1-3-0 (0-2-0 in ANA)	8 (2.0)	14 (3.5)	117 (29.3)	138 (34.5)	3-22 (13.6)	12-16 (75.0)
1999-00	1-2-1-0 (0-1-1-0 in ANA)	10 (2.5)	11 (2.8)	123 (30.8)	77 (19.3)	2-20 (10.0)	9-15 (60.0)
2000-01	0-3-1-0 (0-2-0-0 in ANA)	4 (1.0)	11 (2.8)	107 (26.8)	93 (23.3)	1-14 (07.1)	11-13 (84.6)
2001-02	0-3-1-0 (0-2-0-0 in ANA)	5 (1.25)	9(2.25)	90 (22.5)	119 (29.75)	1-16 (06.3)	16-18 (88.9)
2002-03	3-0-0-1 (1-0-0-1 in ANA)	14 (3.5)	11 (2.8)	110 (27.5)	126 (31.5)	5-19 (26.3)	16-21 (76.2)
2003-04	2-1-0-1 (2-0-0-0 in ANA)	7 (1.8)	8 (2.0)	109 (27.3)	128 (32.0)	3-16 (18.7)	18-22 (81.8)
2005-06	1-3-0 (1-1-0 in ANA)	13 (3.3)	15 (3.8)	123 (30.8)	127 (31.8)	5-19 (26.3)	18-20 (90.0)
2006-07	1-1-2 (1-0-1 in ANA)	9 (2.3)	11 (2.8)	152 (38.0)	115 (28.8)	3-20 (15.0)	13-16 (81.3)
2007-08	3-1-0 (2-0-0 in ANA)	7 (1.8)	5 (1.3)	116 (29.0)	103 (25.8)	2-14 (14.3)	15-15 (100.0)
2008-09	4-0-0 (2-0-0 in ANA)	19 (4.8)	7 (1.8)	115 (28.8)	130 (32.5)	6-18 (33.3)	12-15 (80.0)
Totals	22-25-11 (13-11-5 in ANA)	149 (2.6)	155 (2.7)	1673 (28.9)	1714 (29.6)	40-264 (15.2)	221-270 (81.9)

ALL-TIME SERIES FAST FACTS

	Overall	@ Anaheim	@ Colorado (Quebec)
All-Time Series:	22-25-11	13-11-5	9-14-6
Current Streak:	Four Anaheim wins	Five Anaheim wins	Two Anaheim wins
Last Win by Anaheim:	Mar. 29, 2009 (4-1)	Mar. 29, 2009 (4-1)	Mar. 25, 2009 (7-2)
Last Win by Colorado:	Mar. 6, 2008 (1-0)	Jan. 13, 2007 (3-2 SO)	Mar. 6, 2008 (1-0)
Last 10 games:	8-2-0	8-1-1	3-5-2
Overtime Record:	6-4-7	5-2-3	1-2-4
Longest Winning Streak:	Four games, two times Last: Nov. 24, 2008-Mar. 29, 2009	Five games Feb. 25, 2007-present	Two games, two times Last: Jan. 31, 2009-present
Longest Losing Streak:	Three games Jan. 27, 1999-Dec. 10, 1999	Four games Nov. 15, 2000-Apr. 12, 2002	Six games Nov. 18, 2003-Feb. 13, 2007
Last Shutout by Anaheim:	Dec. 19, 2003 (1-0)	Dec. 19, 2003 (1-0)	Dec. 22, 1998 (1-0)
Last Shutout by Colorado:	Mar. 6, 2008 (1-0)	Nov. 15, 2000 (3-0)	Mar. 6, 2008 (1-0)
Biggest Anaheim win:	Mar. 25, 2009 (7-2)	Two wins by four goals Feb. 2, 1997 (5-2)	Mar. 25, 2009 (7-2)
Biggest Colorado win:	Apr. 10, 1996 (7-3)		Two wins by four goals





KEN HITCHCOCK



RICK NASH

Nationwide Arena
200 W. Nationwide Blvd.
Columbus, OH 43215
TEL: (614) 246-4625
FAX: (614) 246-4007
bluejackets.com



Founded: 2000-01
Home Ice: Nationwide Arena (18,144, 2000)
Stanley Cup Titles: None
Television: FSN Ohio
Radio: WBNS (1460 AM), WWCD (101.1 FM)
Colors: Union Blue, Goal Red and Capital Silver

Directory

General Manager Scott Howson
Head Coach Ken Hitchcock
Assistant Coach Gary Agnew
Assistant Coach Gord Murphy
Assistant Coach Claude Noel
Vice President of Public Relations Todd Sharrock

2008-09 BLUE JACKETS LEADERS

Goals Rick Nash 40
Assists Nash 39
Points Nash 79
Shots Nash 263
GAA Steve Mason 2.29
Wins Mason 33
Losses Mason 20
Shutouts Mason 10
Save % Mason916

2008-09 Record: 41-31-10, 92 points, 4th in the Central Division; 7th in the Western Conference
2009 Playoffs: Lost to Detroit, 4-0
Anaheim's All-Time Leading Scorer vs. Columbus: Ryan Getzlaf, 7-10=17 points in 15 games
Columbus' All-Time Leading Scorer vs. Anaheim: Rick Nash, 8-12=20 points in 23 games
Last Trade Between Anaheim and Columbus: Anaheim acquired LW Joakim Lindstrom from Columbus in exchange for a conditional pick in the 2010 NHL Entry Draft (July 15, 2008)

2008-09 SERIES SUMMARY: 3-1-0

At Anaheim			Goaltenders	GW Goal	Attn.
Dec. 7, 2008	Columbus-3	Anaheim-5	Giguere/Leclaire	B. Ryan	16,914
Dec. 31, 2008	Columbus-2	Anaheim-0	Giguere/Mason	C. MacDonald	16,758

At Columbus			Goaltenders	GW Goal	Attn.
Oct. 27, 2008	Anaheim-3	Columbus-2	Giguere/Norrena	T. Selanne	10,494
Feb. 21, 2009	Anaheim-5	Columbus-2	Giguere/Mason	C. Perry	18,628

TOTALS	Scoring by Period					Shots by Period					Power Plays	Penalties/ Minutes	Goalie (Saves - Shots)
	Opp.	1	2	3	OT	F	1	2	3	OT			
ANAHEIM	3	5	5	-	13	34	29	35	-	98	2-15	44-103	Giguere (112-121)
Columbus	1	3	5	-	9	31	44	46	-	131	3-24	28-85	Mason (35-40), Leclaire (31-34), Norrena (21-24)

ALL-TIME SERIES NOTES

Hat Tricks

None

Penalty Shots

Scott Niedermayer vs. Pascal Leclaire - Mar. 5, 2006 at Anaheim (goal)
Teemu Selanne vs. Fredrik Norrena - Jan. 5, 2007 at Anaheim (no goal)
Samuel Pahlsson vs. Pascal Leclaire - Dec. 10, 2007 at Columbus (goal)

Overtime Games

Dec. 13, 2001 5-4 win at Anaheim (N. Havelid-GW goal)
Jan. 11, 2004 2-2 tie at Anaheim (R. Nash-GT goal)
Mar. 5, 2006 3-2 loss at Anaheim (SO) (R. Nash-SO winner)
Mar. 14, 2007 5-4 loss at Anaheim (SO) (D. Vyborny-SO winner)
Nov. 1, 2007 2-1 win at Anaheim (SO) (M. Schneider-SO winner)
Dec. 10, 2007 4-3 win at Columbus (C. Pronger-GW goal)

ALL-TIME SERIES SUMMARY

Season	Series Results	GF	GA	SF	SA	Power Play	Penalty Killing
2000-01	1-3-0-0 (1-1-0-0 in ANA)	10 (2.5)	16 (4.0)	121 (30.3)	84 (21.0)	3-16 (18.8)	11-19 (57.9)
2001-02	1-3-0-0 (1-1-0-0 in ANA)	8 (2.0)	10 (2.5)	123 (30.8)	115 (28.8)	1-19 (05.3)	9-12 (75.0)
2002-03	4-0-0-0 (2-0-0-0 in ANA)	14 (3.5)	5 (1.3)	125 (31.3)	112(28.0)	3-15 (20.0)	17-18 (94.4)
2003-04	1-2-1-0 (1-0-1-0 in ANA)	7 (1.8)	8 (2.0)	148 (37.0)	118 (29.5)	1-20 (05.0)	18-20 (90.0)
2005-06	2-1-1 (1-0-1 in ANA)	10 (2.0)	10 (2.3)	150 (40.3)	123 (31.7)	3-22 (12.5)	32-37 (85.7)
2006-07	2-1-1 (0-1-1 in ANA)	16 (4.0)	14 (3.5)	130 (32.5)	130 (32.5)	6-21 (28.6)	21-22 (95.5)
2007-08	3-1-0 (2-0-0 in ANA)	8 (2.0)	9 (2.3)	124 (31.0)	119 (29.8)	4-24 (16.7)	25-31 (80.6)
2008-09	3-1-0 (1-1-0 in ANA)	13 (3.3)	9 (2.3)	98 (24.5)	121 (30.3)	1-11 (09.1)	21-24 (87.5)
Totals	17-12-3 (9-4-3 in ANA)	86 (2.7)	81 (2.5)	1019 (31.8)	922 (28.8)	22-148 (14.2)	154-182 (84.6)

ALL-TIME SERIES FAST FACTS

	Overall	@ Anaheim	@ Columbus
All-Time Series:	17-12-3	9-4-3	8-8-0
Current Streak:	One Anaheim win	One Columbus win	Three Anaheim wins
Last Win by Anaheim:	Feb. 21, 2009 (5-2)	Dec. 7, 2008 (5-3)	Feb. 21, 2009 (5-2)
Last Win by Columbus:	Dec. 31, 2008 (2-0)	Dec. 31, 2008 (2-0)	Oct. 5, 2007 (4-0)
Last 10 games:	8-2-0	5-2-3	6-4-0
Overtime Record:	1-2-1	1-1-1	0-1-0
Longest Winning Streak:	Five games, two times Last: Nov. 1, 2007-Dec. 7, 2008	Three games, two times Last: Nov. 1, 2007-Dec. 7, 2008	Three games, two times Last: Dec. 10, 2007-present
Longest Losing Streak:	Five games Jan. 27, 2001-Dec. 31, 2001	Three games Mar. 5, 2006-Mar. 14, 2007	Four games Dec. 6, 2000-Dec. 31, 2001
Last Shutout by Anaheim:	Mar. 24, 2003 (5-0)	Mar. 24, 2003 (5-0)	None
Last Shutout by Columbus:	Dec. 31, 2008 (2-0)	Dec. 31, 2008 (2-0)	Oct. 5, 2007 (4-0)
Biggest Anaheim win:	Mar. 24, 2003 (5-0)	Mar. 24, 2003 (5-0)	Two wins by three goals
Biggest Columbus win:	Oct. 5, 2007 (4-0)	Feb. 25, 2001 (5-2)	Oct. 5, 2007 (4-0)




MARC CRAWFORD

BRENDEN MORROW

American Airlines Center
2500 Victory Avenue
Dallas, TX 75219
TEL: (214)-387-5500
FAX: (214)-387-5564
dallasstars.com



Founded: 1967-68 (Relocated from Minnesota in 1993)
Home Ice: American Airlines Center (18,532, 2001)
Stanley Cup Titles: One (1998-99)
Television: KDFI My 27 & FSN Southwest
Radio: The Ticket (1310 AM/104.1 FM)
Colors: Green, Gold and Black

Directory

General Manager Joe Nieuwendyk
Head Coach Marc Crawford
Assistant Coach Charlie Huddy
Assistant Coach Stu Barnes
Goaltending Coach Andy Moog
Assistant Vice President, Communications Rob Scichili

2008-09 STARS LEADERS

Goals	Loui Eriksson	36
Assists	Mike Ribeiro	56
Points	Ribeiro	78
Shots	Mike Modano	197
GAA	Marty Turco	2.81
Wins	Turco	33
Losses	Turco	31
Shutouts	Turco	3
Save %	Turco	.898

2008-09 Record: 36-35-11, 83 points, 3rd in the Pacific Division; 12th in the Western Conference
2009 Playoffs: Did not qualify
Anaheim's All-Time Leading Scorer vs. Dallas: Teemu Selanne, 21-23=44 points in 49 games
Dallas' All-Time Leading Scorer vs. Anaheim: Mike Modano, 25-53=78 points in 75 games
Last Trade Between Anaheim and Dallas: Anaheim acquired C David McIntyre and a conditional sixth-round selection in the 2010 NHL Entry Draft from Dallas in exchange for C Brian Sutherby (Dec. 14, 2008)

2008-09 SERIES SUMMARY: 3-2-1

At Anaheim			Goaltenders			GW Goal		Attn.
Nov. 7, 2008	Dallas-5	Anaheim-2	Giguere (Hiller)/Turco			M. Parrish		17,048
Mar. 6, 2009	Dallas-3	Anaheim-2	Giguere/Turco			L. Eriksson		17,380
Apr. 10, 2009	Dallas-3	Anaheim-4 (SO)	Hiller/Turco			T. Selanne		17,531
At Dallas			Goaltenders			GW Goal		Attn.
Nov. 22, 2008	Anaheim-2	Dallas-1 (SO)	Hiller/Turco			R. Getzlaf		17,734
Dec. 27, 2008	Anaheim-3	Dallas-4 (OT)	Giguere/Turco			M. Modano		18,532
Feb. 28, 2009	Anaheim-4	Dallas-3	Giguere/Turco			T. Selanne		18,171

TOTALS	Scoring by Period						Shots by Period					Power Plays	Penalties/ Minutes	Goalie (Saves - Shots)
	Opp.	1	2	3	OT	SO	F	1	2	3	OT			
ANAHEIM	6	0	9	0	2	17	48	61	56	6	171	4-21	43-107	Giguere (86-100), Hiller (85-90)
Dallas	3	8	7	1	0	19	63	57	55	15	190	6-29	37-111	Turco (156-171)

ALL-TIME SERIES NOTES

Hat Tricks

Joe Nieuwendyk - Mar. 13, 1998 at Dallas (4-0-4)
 Teemu Selanne - Nov. 26, 1999 at Dallas (3-0-3)
 Brett Hull - Mar. 21, 2001 at Dallas (4-0-4)
 Jason Arnott - Nov. 16, 2005 at Anaheim (3-0-3)
 Teemu Selanne - Jan. 11, 2007 at Dallas (3-0-3)
 Mark Parrish - Nov. 7, 2008 at Anaheim (3-0-3)

Overtime Games

Dec. 22, 1993 3-2 loss at Anaheim (D. Evanson-GW goal)
 Jan. 11, 1998 2-1 win at Anaheim (J. Sacco-GW goal)
 Oct. 30, 1998 3-3 tie at Dallas (S. Rucchin-GT goal)
 Feb. 16, 2001 3-2 loss at Dallas (D. Hatcher-GW goal)
 Nov. 11, 2001 2-2 tie at Anaheim (J. Lehtinen-GT goal)
 Jan. 5, 2003 1-1 tie at Anaheim (P. Turgeon-GT goal)
 Nov. 20, 2003 3-3 tie at Dallas (A. McDonald-GT goal)
 Jan. 5, 2004 2-2 tie at Anaheim (R. Niedermayer-GT goal)

Penalty Shots

Jere Lehtinen vs. J.S. Giguere - Jan. 28, 2007 at Anaheim (goal)
 Chris Kunitz vs. Marty Turco - Jan. 15, 2008 at Anaheim (no goal)

Jan. 6, 2006 4-3 loss at Dallas (SO) (A. Miettinen-SO winner)
 Mar. 31, 2006 5-4 win at Anaheim (SO) (R. Niedermayer-SO winner)
 Oct. 15, 2006 4-3 loss at Anaheim (SO) (J. Jokinen-SO winner)
 Mar. 23, 2007 3-2 win at Anaheim (S. Niedermayer-GW goal)
 Apr. 6, 2007 2-1 loss at Dallas (SO) (L. Nagy-SO winner)
 Mar. 30, 2008 3-2 win at Anaheim (SO) (C. Kunitz-SO winner)
 Nov. 22, 2008 2-1 win at Dallas (SO) (R. Getzlaf-SO winner)
 Dec. 27, 2008 4-3 loss at Dallas (M. Modano-GW goal)
 Apr. 10, 2009 4-3 win at Anaheim (SO) (T. Selanne-SO winner)

ALL-TIME SERIES SUMMARY

Season	Series Results	GF	GA	SF	SA	Power Play	Penalty Killing
1993-94	3-2-0 (2-1-0 in ANA)	17 (3.4)	15 (3.0)	128 (25.6)	156 (31.2)	6-24 (25.0)	21-26 (80.8)
1994-95	0-4-0 (0-2-0 in ANA)	3 (0.8)	19 (4.8)	96 (24.0)	148 (37.0)	0-14 (0.0)	14-18 (77.7)
1995-96	1-3-0 (1-1-0 in ANA)	9 (2.3)	14 (3.5)	132 (33.0)	119 (29.8)	3-20 (15.0)	18-23 (78.3)
1996-97	1-3-0 (1-1-0 in ANA)	9 (2.3)	12 (3.0)	96 (24.0)	135 (33.8)	0-8 (0.0)	9-14 (64.3)
1997-98	1-3-0 (1-1-0 in ANA)	5 (1.3)	16 (4.0)	98 (24.5)	115 (28.8)	0-15 (0.0)	9-11 (81.8)
1998-99	1-4-1 (1-2-0 in ANA)	12 (2.0)	19 (3.2)	172 (28.7)	171 (28.5)	5-22 (22.7)	20-26 (76.9)
1999-00	3-3-0-0 (2-1-0-0 in ANA)	17 (2.8)	15 (2.5)	153 (25.5)	150 (25.0)	2-25 (8.0)	28-35 (80.0)
2000-01	0-4-0-1 (0-2-0-0 in ANA)	5 (1.0)	20 (4.0)	115 (23.0)	131 (26.2)	2-21 (9.5)	13-17 (76.5)
2001-02	3-1-1-0 (1-1-1-0 in ANA)	15 (3.0)	10 (2.0)	123 (24.6)	156 (31.2)	5-23 (21.7)	19-22 (86.4)
2002-03	1-3-1-0 (0-1-1-0 in ANA)	8 (1.6)	13 (2.6)	138 (27.6)	144 (28.8)	3-24 (12.5)	13-17 (76.5)
2003-04	2-2-2-0 (2-0-1-0 in ANA)	13 (2.2)	14 (2.3)	149 (24.8)	172 (28.7)	6-22 (27.3)	26-31 (83.9)
2005-06	2-5-1 (1-3-0 in ANA)	18 (2.3)	26 (3.3)	225 (28.1)	222 (27.8)	4-41 (9.8)	41-52 (78.8)
2006-07	4-2-2 (3-0-1 in ANA)	21 (2.6)	15 (1.9)	232 (29.0)	219 (27.4)	7-39 (17.9)	36-41 (87.8)
2007-08	3-5-0 (2-2-0 in ANA)	15 (1.9)	24 (3.0)	185 (23.1)	189 (23.6)	8-50 (16.0)	28-37 (75.7)
2008-09	3-2-1 (1-2-0 in ANA)	15 (2.5)	19 (3.2)	171 (28.5)	190 (31.7)	4-21 (19.1)	23-29 (79.3)
Totals	28-46-10 (18-20-4 in ANA)	182 (2.2)	251 (3.0)	2213 (26.4)	2417 (28.8)	55-369 (14.9)	318-399 (79.7)

ALL-TIME SERIES FAST FACTS

	Overall	@ Anaheim	@ Dallas
All-Time Series:	28-46-10	18-20-4	10-26-6
Current Streak:	One Anaheim win	One Anaheim win	One Anaheim win
Last Win by Anaheim:	Apr. 10, 2009 (4-3 SO)	Apr. 10, 2009 (4-3 SO)	Feb. 28, 2009 (4-3)
Last Win by Dallas:	Mar. 6, 2009 (3-2)	Mar. 6, 2009 (3-2)	Dec. 27, 2008 (4-3 OT)
Last 10 games:	5-4-1	6-4-0	3-5-2
Overtime Record:	5-6-6	4-2-3	1-4-3
Longest Winning Streak:	Three games, two times Last: Dec. 20, 2006-Jan. 28, 2007	Three games, two times Last: Dec. 20, 2006-Mar. 23, 2007	Two games, two times Last: Mar. 19, 2008-Nov. 22, 2008
Longest Losing Streak:	Nine games Dec. 22, 1993-Mar. 28, 1996	Four games Dec. 22, 1993-Mar. 5, 1996	Nine games Mar. 22, 1994-Mar. 13, 1998
Last Shutout by Anaheim:	Dec. 7, 2003 (4-0)	Dec. 7, 2003 (4-0)	None
Last Shutout by Dallas:	Nov. 5, 2007 (5-0)	Nov. 5, 2007 (5-0)	Feb. 10, 2007 (1-0)
Biggest Anaheim win:	Jan. 25, 2002 (6-1)	Dec. 7, 2003 (4-0)	Jan. 25, 2002 (6-1)
Biggest Dallas win:	Mar. 21, 2001 (8-0)	Nov. 5, 2007 (5-0)	Mar. 21, 2001 (8-0)





MIKE BABCOCK



NICKLAS LIDSTROM

Joe Louis Arena
19 Steve Yzerman Drive
Detroit, MI 48226
TEL: (313) 394-7000
FAX: (313) 567-0296
detroitredwings.com



Founded: 1926-27
Home Ice: Joe Louis Arena (20,066, 1979)
Stanley Cup Titles: 11 (1935-36, 1936-37, 1942-43, 1949-50, 1951-52, 1953-54, 1954-55, 1996-97, 1997-98, 2001-02, 2007-08)
Television: FSN Detroit
Radio: WXYT (1270 AM/97.1 FM)
Colors: Red and White

Directory

Executive Vice President/General Manager Ken Holland
Head Coach Mike Babcock
Assistant Coach Paul MacLean
Assistant Coach Brad McCrimmon
Goaltending Coach Jim Bedard
Senior Director of Communications John Hahn

2008-09 RED WINGS LEADERS

Goals Marian Hossa 40
Assists Pavel Datsyuk 65
Points Datsyuk 97
Shots Henrik Zetterberg 309
GAA Ty Conklin 2.51
Wins Chris Osgood 26
Losses Conklin 11
Shutouts Conklin 6
Save % Conklin 909

2008-09 Record: 51-21-10, 112 points, 1st in the Central Division; 2nd in the Western Conference
2009 Playoffs: Beat Columbus, 4-0; Beat Anaheim, 4-3; Beat Chicago, 4-1; Lost to Pittsburgh, 4-3
Anaheim's All-Time Leading Scorer vs. Detroit: Teemu Selanne, 10-19=29 points in 30 games
Detroit's All-Time Leading Scorer vs. Anaheim: Nicklas Lidstrom, 10-36=46 points in 59 games
Last Trade Between Anaheim and Detroit: Anaheim acquired future considerations from Detroit in exchange for D Doug Houda (Oct. 9, 1998)

2008-09 SERIES SUMMARY: 1-3-0

At Anaheim			Goaltenders	GW Goal	Attn.
Oct. 29, 2008	Detroit-4	Anaheim-5 (OT)	Giguere/Osgood	F. Beauchemin	17,174
Jan. 14, 2009	Detroit-4	Anaheim-3	Giguere/Osgood	J. Franzen	17,525

At Detroit			Goaltenders	GW Goal	Attn.
Dec. 1, 2008	Anaheim-1	Detroit-2	Giguere (Hiller)/Osgood	M. Hossa	18,862
Feb. 20, 2009	Anaheim-2	Detroit-5	Giguere/Conklin	H. Zetterberg	20,066

TOTALS	Scoring by Period					Shots by Period					Power Plays	Penalties/ Minutes	Goalie (Saves - Shots)
	Opp.	1	2	3	OT	F	1	2	3	OT			
ANAHEIM	5	2	3	1	11	39	23	40	2	104	5-18	22-47	Giguere (129-143), Hiller (8-9)
Detroit	4	5	6	0	15	49	55	46	2	152	5-20	20-43	Osgood (69-78), Conklin (24-26)

ALL-TIME SERIES NOTES

Hat Tricks

Teemu Selanne - Oct. 29, 2008 at Anaheim (3-0-3)

Overtime Games

Jan. 19, 1994	4-4 tie at Detroit	(B. Corkum-GT goal)
Mar. 9, 1995	4-4 tie at Anaheim	(P. Kariya-GT goal)
Apr. 5, 1996	2-2 tie at Anaheim	(S. Fedorov-GT goal)
Mar. 2, 1997	1-1 tie at Detroit	(T. Drury-GT goal)
Mar. 30, 1997	1-0 win at Detroit	(S. Rucchin-GW goal)
Mar. 26, 1998	3-3 tie at Detroit	(P. Trnka-GT goal)

Penalty Shots

None

Dec. 22, 2000	2-1 loss at Detroit	(S. Fedorov-GW goal)
Apr. 3, 2002	1-1 tie at Anaheim	(L. Robitaille-GT goal)
Nov. 15, 2002	2-1 loss at Detroit	(S. Fedorov-GW goal)
Jan. 21, 2004	2-2 tie at Anaheim	(V. Prospal-GT goal)
Oct. 3, 2007	3-2 loss at Detroit (SO)	(J. Hudler-SO winner)
Oct. 29, 2008	5-4 win at Anaheim	(F. Beauchemin-GW goal)

ALL-TIME SERIES SUMMARY

Season	Series Results	GF	GA	SF	SA	Power Play	Penalty Killing
1993-94	0-3-1 (0-2-0 in ANA)	12 (3.0)	22 (5.5)	110 (27.5)	151 (37.8)	7-18 (38.8)	10-15 (66.6)
1994-95	0-3-1 (0-1-1 in ANA)	15 (3.8)	21 (5.3)	109 (27.3)	152 (38.0)	5-18 (27.7)	9-12 (75.0)
1995-96	0-3-1 (0-1-1 in ANA)	6 (1.5)	18 (4.5)	98 (24.5)	145 (36.3)	3-18 (11.6)	11-20 (55.0)
1996-97	3-0-1 (2-0-0 in ANA)	7 (1.8)	3 (.08)	99 (24.8)	134 (33.0)	1-11 (09.0)	13-13 (100)
1997-98	0-3-1 (0-2-0 in ANA)	7 (1.8)	13 (3.3)	102 (25.5)	151 (37.8)	1-19 (05.3)	10-16 (62.5)
1998-99	1-3-0 (1-1-0 in ANA)	9 (2.3)	12 (3.0)	110 (27.5)	136 (34.0)	5-23 (21.7)	19-23 (82.6)
1999-00	2-2-0-0 (2-0-0-0 in ANA)	12 (3.0)	13 (3.3)	103 (25.8)	123 (30.8)	4-19 (21.1)	13-18 (72.2)
2000-01	0-3-0-1 (0-2-0-0 in ANA)	6 (1.5)	11 (2.7)	85 (21.2)	149 (37.2)	1-18 (05.6)	16-23 (69.6)
2001-02	1-2-1-0 (0-1-1-0 in ANA)	6 (1.5)	8 (2.0)	103 (25.7)	107 (26.7)	1-18 (05.6)	12-18 (66.6)
2002-03	1-2-0-1 (1-1-0-0 in ANA)	8 (2.0)	9 (2.3)	112 (28.0)	139 (34.8)	2-24 (08.3)	13-15 (86.7)
2003-04	1-2-1-0 (1-0-1-0 in ANA)	13 (3.3)	18 (4.5)	115 (28.8)	160 (40.0)	2-11 (18.2)	13-15 (86.6)
2005-06	1-3-0 (1-1-0 in ANA)	6 (1.5)	9 (2.3)	104 (26.0)	130 (32.5)	3-18 (16.7)	19-25 (76.0)
2006-07	2-2-0 (2-0-0 in ANA)	9 (2.3)	6 (1.5)	105 (26.3)	115 (28.8)	4-21 (19.0)	19-22 (86.4)
2007-08	2-1-1 (1-1-0 in ANA)	12 (3.0)	10 (2.5)	88 (22.0)	139 (34.8)	4-24 (16.7)	23-27 (85.2)
2008-09	1-3-0 (1-1-0 in ANA)	11 (2.8)	15 (3.8)	104 (26.0)	152 (38.0)	5-18 (27.8)	15-20 (75.0)
Totals	15-35-10 (12-14-4 in ANA)	139 (2.3)	188 (3.1)	1547 (25.8)	2083 (34.7)	48-278 (17.3)	215-282 (76.2)

ALL-TIME SERIES FAST FACTS

	Overall	@ Anaheim	@ Detroit
All-Time Series:	15-35-10	12-14-4	3-21-6
Current Streak:	Three Detroit wins	One Detroit win	Two Detroit wins
Last Win by Anaheim:	Oct. 29, 2008 (5-4 OT)	Oct. 29, 2008 (5-4 OT)	Feb. 10, 2008 (3-2)
Last Win by Detroit:	Feb. 20, 2009 (5-2)	Jan. 14, 2009 (4-3)	Feb. 20, 2009 (5-2)
Last 10 games:	4-5-1	6-3-1	1-7-2
Overtime Record:	2-2-8	1-0-4	1-2-4
Longest Winning Streak:	Two games Feb. 10, 2008-Oct. 29, 2008	Three games Mar. 7, 1999-Mar. 19, 2000	One game, three times Last: Feb. 10, 2008
Longest Losing Streak:	Five games Mar. 28, 1995-Mar. 25, 1996	Three games Oct. 8, 1993-Feb. 3, 1995	Nine games Feb. 15, 2002-Oct. 3, 2007
Last Shutout by Anaheim:	Mar. 30, 1997 (1-0 OT)	None	Mar. 30, 1997 (1-0 OT)
Last Shutout by Detroit:	Mar. 26, 2007 (1-0)	Mar. 1, 2006 (2-0 OT)	Mar. 26, 2007 (1-0)
Biggest Anaheim win:	Two wins by three goals	Two wins by three goals	Three wins by one goal
Biggest Detroit win:	Two wins by five goals	Two wins by five goals	Dec. 3, 2003 (7-2)





PAT QUINN



ETHAN MOREAU

Rexall Place
 11230 - 110 Street
 Edmonton, Alberta T5G 3H7
 TEL: (780) 414-4000
 FAX: (780) 409-5848
 edmontonoilers.com



Founded: 1979-80
Home Ice: Rexall Place (16,839, 1974)
Stanley Cup Titles: Five (1983-84, 1984-85, 1986-87, 1987-88, 1989-90)
Television: Rogers SportsNet, CBXT & TSN
Radio: CHED (630 AM)
Colors: Midnight Blue, Metallic Copper, Red and White

Directory

General Manager Steve Tambellini
Head Coach Pat Quinn
Associate Coach Tom Renney
Assistant Coach Kelly Buchberger
Goaltending Coach Frederic Chabot
Vice President, Communications & Broadcast Allan Watt

2008-09 OILERS LEADERS

Goals Ales Hemsky **23**
Assists Hemsky **43**
Points Hemsky **66**
Shots Sheldon Souray **268**
GAA Dwayne Roloson **2.77**
Wins Roloson **28**
Losses Roloson **24**
Shutouts Roloson **1**
Save % Roloson **.915**

2008-09 Record: 38-35-9, 85 points, 4th in the Northwest Division; 11th in the Western Conference
2009 Playoffs: Did not qualify
Anaheim's All-Time Leading Scorer vs. Edmonton: Teemu Selanne, 18-14=32 points in 35 games
Edmonton's All-Time Leading Scorer vs. Anaheim: Doug Weight, 4-23=27 points in 36 games
Last Trade Between Anaheim and Edmonton: Anaheim acquired D Chris Pronger in exchange for RW Joffrey Lupul, D Ladislav Smid, a first-round selection in the 2007 NHL Entry Draft, a second-round selection in the 2008 NHL Entry Draft and a conditional draft pick (July 3, 2006)

2008-09 SERIES SUMMARY: 2-2-0

At Anaheim			Goaltenders			GW Goal		Attn.
Oct. 15, 2008	Edmonton-3	Anaheim-2	Giguere/Garon			L. Visnovsky		16,604
Mar. 27, 2009	Edmonton-5	Anaheim-3	Giguere (Hiller)/Roloson			K. Brodziaik		17,257
At Edmonton			Goaltenders			GW Goal		Attn.
Dec. 19, 2008	Anaheim-3	Edmonton-2 (SO)	Hiller/Roloson			C. Perry		16,839
Mar. 31, 2009	Anaheim-5	Edmonton-3	Hiller/Roloson			R. Niedermayer		16,839

TOTALS	Scoring by Period					Shots by Period				Power Plays	Penalties/ Minutes	Goalie (Saves - Shots)		
	Opp.	1	2	3	OT SO	F	1	2	3				OT Tot.	
ANAHEIM	4	6	2	0	1	13	50	61	45	4	150	5-23	32-79	Hiller (91-96), Giguere (28-35)
Edmonton	4	3	6	0	0	13	30	52	49	1	132	4-23	33-85	Roloson (105-114), Garon (33-35)

ALL-TIME SERIES NOTES

Hat Tricks

Alex Selivanov - Feb. 17, 1999 at Anaheim (3-0-3)

Overtime Games

Mar. 31, 1994	3-2 loss at Anaheim	(J. Arnott-GW goal)
Jan. 23, 1995	5-4 win at Anaheim	(P. Douris-GW goal)
Apr. 5, 1995	4-3 win at Anaheim	(S. Lebeau-GW goal)
Feb. 8, 1997	2-1 win at Edmonton	(T. Selanne-GW goal)
Feb. 26, 1997	3-3 tie at Anaheim	(S. Pronger-GT goal)
Nov. 20, 1998	3-2 loss at Anaheim	(A. Kovalenko-GW goal)
Feb. 14, 2001	3-3 tie at Anaheim	(M. Leclerc-GT goal)

Penalty Shots

J.F. Jomphe vs. Curtis Joseph - Apr. 5, 1998 at Edmonton (no goal)

Dec. 5, 2001	3-2 loss at Edmonton	(S. Staios-GW goal)
Feb. 24, 2004	2-1 loss at Edmonton	(J. Stoll-GW goal)
Feb. 6, 2006	6-5 loss at Edmonton (SO)	(F. Pisani-SO winner)
Nov. 28, 2006	3-2 win at Edmonton	(R. Getzlaf-GW goal)
Oct. 28, 2007	3-2 loss at Anaheim (SO)	(S. Gagner-SO winner)
Dec. 19, 2008	3-2 win at Edmonton (SO)	(C. Perry-SO winner)

ALL-TIME SERIES SUMMARY

Season	Series Results	GF	GA	SF	SA	Power Play	Penalty Killing
1993-94	5-1-0 (2-1-0 in ANA)	23 (3.8)	13 (2.2)	179 (29.8)	202 (33.7)	4-25 (16.0)	21-26 (80.8)
1994-95	2-2-0 (2-0-0 in ANA)	10 (2.5)	11 (2.8)	125 (31.3)	142 (35.5)	2-18 (11.1)	16-21 (76.2)
1995-96	1-4-0 (1-1-0 in ANA)	5 (1.0)	11 (2.2)	150 (30.0)	157 (31.4)	3-25 (12.0)	19-23 (82.6)
1996-97	4-0-1 (2-0-1 in ANA)	18 (3.6)	8 (1.6)	155 (31.0)	166 (33.2)	3-18 (16.7)	19-22 (86.4)
1997-98	4-2-0 (2-1-0 in ANA)	17 (2.8)	14 (2.3)	126 (21.0)	186 (31.0)	4-31 (12.9)	37-42 (88.1)
1998-99	2-3-0 (1-2-0 in ANA)	12 (2.4)	15 (3.0)	128 (25.6)	163 (32.6)	5-28 (17.9)	24-27 (88.9)
1999-00	2-2-0-0 (2-0-0-0 in ANA)	8 (2.0)	9 (2.3)	105 (26.3)	130 (32.5)	0-13 (00.0)	13-15 (86.7)
2000-01	1-2-1-0 (1-0-1-0 in ANA)	11 (2.8)	13 (3.3)	94 (23.5)	126 (31.5)	5-25 (20.0)	18-19 (94.7)
2001-02	1-2-0-1 (1-1-0-0 in ANA)	5 (1.25)	8 (2.0)	121 (30.3)	121 (30.3)	2-18 (11.1)	13-14 (92.9)
2002-03	0-4-0-0 (0-2-0-0 in ANA)	5 (1.25)	11 (2.8)	106 (26.5)	95 (23.8)	2-18 (11.1)	15-18 (83.3)
2003-04	1-2-0-1 (1-1-0-0 in ANA)	7 (1.8)	8 (2.0)	110 (27.5)	99 (24.8)	3-10 (30.0)	13-13 (100)
2005-06	0-3-1 (0-2-0 in ANA)	11 (2.8)	18 (4.5)	119 (29.8)	125 (31.3)	2-22 (9.1)	21-28 (75.0)
2006-07	3-1-0 (2-0-0 in ANA)	15 (3.8)	9 (2.3)	102 (25.5)	102 (25.5)	3-13 (23.1)	14-15 (93.3)
2007-08	1-2-1 (0-1-1 in ANA)	5 (1.3)	13 (3.3)	102 (25.5)	96 (24.0)	0-15 (00.0)	17-20 (85.0)
2008-09	2-2-0 (0-2-0 in ANA)	12 (3.0)	13 (3.3)	150 (37.5)	132 (33.0)	5-23 (21.7)	19-23 (82.6)
Totals	29-32-6 (17-14-3 in ANA)	164 (2.5)	174 (2.6)	1872 (27.9)	2042 (30.5)	43-302 (14.2)	279-326 (85.6)


ALL-TIME SERIES FAST FACTS

	Overall	@ Anaheim	@ Edmonton
All-Time Series:	29-32-6	17-14-3	12-18-3
Current Streak:	One Anaheim win	Four Edmonton wins	Three Anaheim wins
Last Win by Anaheim:	Mar. 31, 2009 (5-3)	Mar. 9, 2007 (5-1)	Mar. 31, 2009 (5-3)
Last Win by Edmonton:	Mar. 27, 2009 (5-3)	Mar. 27, 2009 (5-3)	Nov. 30, 2007 (5-1)
Last 10 games:	4-5-1	3-6-1	4-4-2
Overtime Record:	5-4-4	3-2-3	2-2-1
Longest Winning Streak:	Four games, two times Last: Apr. 3, 1996-Feb. 17, 1997	Four games Apr. 3, 1996-Feb. 17, 1997	Three games, three times Last: Dec. 27, 2007-present
Longest Losing Streak:	Seven games Oct. 26, 2003-Feb. 2, 2004	Four games Nov. 30, 2007-present	12 games Dec. 27, 1999-Apr. 13, 2006
Last Shutout by Anaheim:	Apr. 5, 2002 (2-0)	Apr. 5, 2002 (2-0)	Feb. 27, 1998 (4-0)
Last Shutout by Edmonton:	Dec. 2, 2007 (4-0)	Dec. 2, 2007 (4-0)	Jan. 15, 2003 (1-0)
Biggest Anaheim win:	Three wins by four goals	Two wins by four goals	Feb. 27, 1998 (4-0)
Biggest Edmonton win:	Four wins by four goals	Three wins by four goals	Nov. 30, 2007 (5-1)





PETER DEBOER



BRYAN MCCABE

BankAtlantic Center
 One Panther Parkway
 Sunrise, FL 33323
 TEL: (954) 835-7000
 FAX: (954) 835-7700
 floridapanthers.com



Founded: 1993-94
 Home Ice: BankAtlantic Center (19,250, 1998)
 Stanley Cup Titles: None
 Television: FSN Florida
 Radio: The Ticket (790 AM)
 Colors: Red, Navy, Yellow and Gold

Directory

Assistant General Manager Randy Sexton
 Head Coach Peter DeBoer
 Assistant Coach Mike Kitchen
 Assistant Coach Jim Hulton
 Director, Communications Justin Copertino

2008-09 PANTHERS LEADERS

Goals David Booth 31
 Assists Stephen Weiss 32
 Points Weiss 61
 Shots Booth 246
 GAA Tomas Vokoun 2.49
 Wins Vokoun 26
 Losses Vokoun 23
 Shutouts Vokoun 6
 Save % Vokoun 926

2008-09 Record: 41-30-11, 93 points, 3rd in the Southeast Division; 9th in the Eastern Conference
2009 Playoffs: Did not qualify
Anaheim's All-Time Leading Scorer vs. Florida: Paul Kariya, 6-9=15 points in 13 games
Florida's All-Time Leading Scorer vs. Anaheim: Bill Lindsay 1-8=9 points in 11 games
Last Trade Between Anaheim and Florida: Anaheim acquired D Ric Jackman from Florida in exchange for a conditional draft pick (Jan. 2, 2007)

2008-09 SERIES SUMMARY: 0-1-0

At Anaheim
 Nov. 9, 2008 Florida-3 Anaheim-1
Goaltenders Giguere/Anderson
GW Goal D. Booth
Attr. 16,951

TOTALS Opp.	Scoring by Period					Shots by Period				Power Plays	Penalties/ Minutes	Goalie (Saves - Shots)	
	1	2	3	OT	F	1	2	3	Tot.				
ANAHEIM	1	0	0	-	1	2	13	20	-	45	0-4	5-10	Giguere (23-26)
Florida	1	2	0	-	3	13	9	4	-	26	1-4	5-10	Anderson (45-46)

ALL-TIME SERIES NOTES

Hat Tricks

Paul Kariya - Jan. 21, 1998 at Anaheim (3-2=5)
 Viktor Kozlov - Jan. 5, 2000 at Anaheim (3-1=4)
 David Booth - Nov. 9, 2008 at Anaheim (3-0=3)

Overtime Games

Dec. 7, 1997 3-3 tie at Florida (T. Krygier-GT goal)
 Jan. 4, 1998 3-3 tie at Florida (T. Selanne-GT goal)
 Oct. 16, 1999 3-2 loss at Florida (J. Spacek-GW goal)
 Jan. 3, 2001 3-2 win at Anaheim (P. Tenkrat-GW goal)
 Nov. 24, 2003 4-4 tie at Anaheim (K. Huselius-GT goal)

Penalty Shots

Paul Kariya vs. Kevin Weekes - Jan. 21, 1998 at Anaheim (goal)
 Ray Whitney vs. Guy Hebert - Mar. 21, 1999 at Anaheim (goal)

ALL-TIME SERIES SUMMARY

Season	Series Results	GF	GA	SF	SA	Power Play	Penalty Killing
1993-94	0-2-0 (0-1-0 in ANA)	4 (2.0)	7 (3.5)	67 (33.5)	41(20.5)	1-11 (09.1)	9-11 (81.8)
1994-95	Did not play - NHL work stoppage						
1995-96	0-1-1 (0-1-0 in ANA)	6 (3.0)	7 (3.5)	53 (26.5)	58 (29.0)	1-5 (20.0)	10-11 (90.9)
1996-97	2-0-0 (1-0-0 in ANA)	6 (3.0)	2 (1.0)	49 (24.5)	60 (30.0)	2-6 (33.3)	9-9 (100)
1997-98	1-0-1 (1-0-0 in ANA)	11 (5.5)	6 (3.0)	58 (29.0)	84 (42.0)	2-7 (28.6)	12-13 (92.3)
1998-99	0-1-0 (0-1-0 in ANA)	2 (2.0)	5 (5.0)	27 (27.0)	41 (41.0)	1-2 (50.0)	3-4 (75.0)
1999-00	0-1-0-1 (0-1-0-0 in ANA)	3 (1.5)	8 (4.0)	58 (29.0)	58 (29.0)	0-11 (00.0)	5-9 (55.5)
2000-01	1-0-0-0 (1-0-0-0 in ANA)	3 (3.0)	2 (2.0)	31 (31.0)	25 (25.0)	1-8 (12.5)	4-4 (100)
2001-02	0-2-0-0 (0-1-0-0 in ANA)	1 (0.5)	8 (4.0)	57 (28.5)	52 (26.0)	0-7 (00.0)	4-5 (80.0)
2002-03	1-0-1-0 (0-0-1-0 in ANA)	6 (3.0)	5 (2.5)	29 (14.5)	32 (16.0)	1-8 (12.5)	4-7 (57.1)
2003-04	0-1-0-0 (0-0-0-0 in ANA)	2 (2.0)	3 (3.0)	34 (34.0)	40 (40.0)	0-1 (00.0)	1-2 (50.0)
2005-06	1-0-0 (1-0-0 in ANA)	1 (1.0)	0 (0.0)	31 (31.0)	30 (30.0)	0-7 (00.0)	7-7 (100)
2006-07	1-0-0 (0-0-0 in ANA)	5 (5.0)	4 (4.0)	36 (36.0)	31 (31.0)	1-4 (25.0)	4-4 (100.0)
2007-08	Did not play						
2008-09	0-1-0 (0-1-0 in ANA)	1 (1.0)	3 (3.0)	45 (45.0)	26 (26.0)	0-4 (00.0)	3-4 (75.0)
Totals	7-9-4 (4-6-1 in ANA)	51 (2.6)	60 (3.0)	575 (28.8)	578 (28.9)	10-81 (12.4)	75-90 (83.3)


ALL-TIME SERIES FAST FACTS

	Overall	@ Anaheim	@ Florida
All-Time Series:	7-9-4	4-6-1	3-3-3
Current Streak:	One Florida win	One Florida win	One Anaheim win
Last Win by Anaheim:	Dec. 12, 2006 (5-4)	Jan. 21, 2006 (1-0)	Dec. 12, 2006 (5-4)
Last Win by Florida:	Nov. 9, 2008 (3-1)	Nov. 9, 2008 (3-1)	Dec. 27, 2003 (3-2)
Last 10 games:	4-5-1	4-5-1	3-3-3
Overtime Record:	1-1-3	1-0-1	0-1-2
Longest Winning Streak:	Two games, three times Last: Jan. 21, 2006-Dec. 12, 2006	Two games Jan. 8, 1997-Jan. 21, 1998	One game, three times Last: Dec. 12, 2006
Longest Losing Streak:	Three games, two times Last: Mar. 21, 1999-Jan. 5, 2000	Two games, two times Last: Mar. 21, 1999-Jan. 5, 2000	One game, three times Last: Dec. 27, 2003-Dec. 12, 2006
Last Shutout by Anaheim:	Jan. 21, 2006 (1-0)	Jan. 21, 2006 (1-0)	Jan. 1, 1997 (3-0)
Last Shutout by Florida:	Nov. 21, 2001 (6-0)	None	Nov. 21, 2001 (6-0)
Biggest Anaheim win:	Jan. 4, 1998 (8-3)	Jan. 4, 1998 (8-3)	Jan. 1, 1997 (3-0)
Biggest Florida win:	Nov. 21, 2001 (6-0)	Jan. 5, 2000 (5-1)	Nov. 21, 2001 (6-0)





TERRY MURRAY



DUSTIN BROWN

STAPLES Center
 1111 S. Figueroa Street
 Los Angeles, CA 90015
 TEL: 310-535-4500
 FAX: 310-535-4507
 lakings.com



Founded: 1967-68
Home Ice: STAPLES Center (18,118, 1999)
Stanley Cup Titles: None
Television: FSN West
Radio: KTLK (1150 AM)
Colors: Purple, Silver, Black and White

Directory

President/General Manager Dean Lombardi
Head Coach Terry Murray
Assistant Coach Mark Hardy
Assistant Coach Jamie Kompon
Goaltending Coach Bill Ranford
Vice President, Communications and Broadcasting ... Michael Altieri

2008-09 KINGS LEADERS

Goals Alexander Frolov **32**
Assists Anze Kopitar **39**
Points Kopitar **66**
Shots Patrick O'Sullivan **292**
GAA Jonathan Quick **2.48**
Wins Quick **21**
Losses Quick **18**
Shutouts Quick **4**
Save % Quick **.914**

2008-09 Record: 34-37-11, 79 points, 5th in the Pacific Division; 14th in the Western Conference
2009 Playoffs: Did not qualify
Anaheim's All-Time Leading Scorer vs. Los Angeles: Teemu Selanne, 29-39=68 points in 48 games
Los Angeles' All-Time Leading Scorer vs. Anaheim: Luc Robitaille, 9-18=27 points in 38 games; Lubomir Visnovsky, 4-23=27 points in 40 games
Last Trade Between Anaheim and Los Angeles: Anaheim acquired a conditional pick in the 2009 NHL Entry Draft from Los Angeles in exchange defenseman Sean O'Donnell (Sept. 30, 2008)

2008-09 SERIES SUMMARY: 3-3-0

At Anaheim
 Nov. 16, 2008 Los Angeles-0 Anaheim-2
 Jan. 6, 2009 Los Angeles-1 Anaheim-3
 Feb. 18, 2009 Los Angeles-4 Anaheim-3

Goaltenders
 Hiller/Ersberg
 Hiller/Ersberg
 Hiller/Quick

GW Goal **Attn.**
 C. Perry 17,174
 S. Pahlsson 17,174
 A. Kopitar 17,089

At Los Angeles
 Oct. 14, 2008 Anaheim-3 Los Angeles-6
 Nov. 4, 2008 Anaheim-1 Los Angeles-0 (OT)
 Jan. 8, 2009 Anaheim-3 Los Angeles-4

Goaltenders
 Giguere/LaBarbera
 Giguere/Ersberg
 Giguere (Hiller)/Quick

GW Goal **Attn.**
 M. Moulson 14,451
 C. Pronger 14,327
 A. Frolov 18,118

TOTALS	Scoring by Period					Shots by Period					Power Plays	Penalties/ Minutes	Goalie (Saves - Shots)
	Opp.	1	2	3	OT	F	1	2	3	OT			
ANAHEIM	3	3	8	1	15	40	62	60	1	163	5-29	42-98	Hiller (82-89), Giguere (60-67)
Los Angeles	3	6	6	0	15	53	59	45	0	157	7-33	40-92	Ersberg (73-78), Quick (52-58), LaBarbera (23-26)

ALL-TIME SERIES NOTES

Hat Tricks

Marty McInnis - Oct. 23, 2000 at Anaheim (3-0=3)
Jonathan Hedstrom - Jan. 9, 2006 at Anaheim (3-0=3)
Bobby Ryan - Jan. 8, 2009 at Los Angeles (3-0=3)

Overtime Games

Mar. 21, 1995 3-3 tie at Anaheim (D. Quinn-GT goal)
Apr. 23, 1995 2-2 tie at Los Angeles (M. McSorley-GT goal)
Dec. 31, 1995 2-2 tie at Los Angeles (R. Tocchet-GT goal)
Feb. 17, 1997 2-1 win at Los Angeles (P. Kariya-GW goal)
Jan. 25, 1997 2-2 tie at Los Angeles (K. Nurminen-GT goal)
Jan. 12, 1998 3-2 loss at Los Angeles (R. Ferraro-GW goal)
Jan. 24, 1998 3-3 tie at Anaheim (P. Kariya-GT goal)
Mar. 9, 1998 4-3 loss at Los Angeles (Y. Perreault-GW goal)
Apr. 15, 1999 4-3 loss at Los Angeles (R. Ferraro-GW goal)
Dec. 3, 1999 1-1 tie at Anaheim (P. Trnka-GT goal)
Mar. 15, 2000 2-2 tie at Anaheim (B. Smolinski-GT goal)
Apr. 9, 2000 4-3 loss at Anaheim (G. Murray-GW goal)
Oct. 23, 2000 5-4 loss at Anaheim (Z. Palffy-GW goal)
Mar. 24, 2001 3-3 tie at Los Angeles (O. Tverdokvov-GT goal)
Dec. 16, 2001 3-2 loss at Anaheim (A. Miller-GW goal)

Penalty Shots

Dan Quinn vs. M. Shtalenkov - Mar. 21, 1995 at Anaheim (goal)
Glen Murray vs. Guy Hebert - Feb. 7, 1998 at Anaheim (no goal)
Tomas Sandstrom vs. Stephane Fiset - Feb. 15, 1999 at LA (goal)
Paul Kariya vs. Stephane Fiset - Mar. 18, 1999 at LA (no goal)
Teemu Selanne vs. Mathieu Garon - Mar. 18, 2007 at Anaheim (no goal)

Dec. 27, 2001 2-2 tie at Los Angeles (B. Smolinski-GT goal)
Nov. 29, 2002 2-2 tie at Anaheim (K. Carney-GT goal)
Jan. 7, 2004 4-4 tie at Anaheim (T. Simpson-GT goal)
Jan. 28, 2004 4-3 loss at Anaheim (J. Corvo-GW goal)
Dec. 16, 2005 4-3 loss at Anaheim (SO) (A. Frolov-SO winner)
Jan. 23, 2006 3-2 loss at Los Angeles (SO) (J. Corvo-SO winner)
Jan. 30, 2006 4-3 win at Anaheim (S. Niedermayer-GW goal)
Oct. 22, 2006 3-2 win at Los Angeles (SO) (R. Getzlaf-SO winner)
Feb. 17, 2007 3-2 win at Los Angeles (SO) (C. Perry-SO winner)
Feb. 18, 2007 4-3 loss at Anaheim (SO) (L. Visnovsky-SO winner)
Mar. 1, 2007 4-3 loss at Los Angeles (M. Cammalleri-GW goal)
Nov. 13, 2007 4-3 win at Anaheim (SO) (C. Perry-SO winner)
Mar. 26, 2008 2-1 win at Anaheim (SO) (M. Schneider-SO winner)
Nov. 4, 2008 1-0 win at Los Angeles (C. Pronger-GW goal)

ALL-TIME SERIES SUMMARY

Season	Series Results	GF	GA	SF	SA	Power Play	Penalty Killing
1993-94	2-4-0 (1-2-0 in ANA)	18 (3.0)	20 (3.3)	212 (35.3)	192 (32.0)	8-33 (24.2)	32-38 (94.2)
1994-95	2-1-2 (1-0-1 in ANA)	14 (2.8)	10 (2.0)	162 (32.4)	149 (29.8)	1-15 (06.6)	13-17 (76.4)
1995-96	2-3-1 (1-1-1 in ANA)	14 (2.3)	21 (3.5)	208 (34.7)	213 (35.5)	3-27 (11.1)	26-34 (76.5)
1996-97	3-1-1 (3-0-0 in ANA)	17 (3.4)	13 (2.6)	150 (30.0)	159 (31.8)	4-22 (18.2)	26-27 (96.3)
1997-98	1-3-1 (0-1-1 in ANA)	14 (2.8)	16 (3.2)	133 (26.6)	140 (28.0)	2-24 (08.3)	20-25 (80.0)
1998-99	5-1-0 (3-0-0 in ANA)	18 (3.0)	9 (1.5)	154 (25.7)	115 (35.8)	6-19 (31.6)	25-29 (86.2)
1999-00	2-1-2-1 (0-0-2-1 in ANA)	17 (2.8)	14 (2.3)	176 (29.3)	150 (25.0)	6-25 (24.0)	17-20 (85.0)
2000-01	2-1-1-1 (2-0-0-1 in ANA)	17 (3.4)	14 (2.8)	121 (24.2)	163 (32.6)	6-26 (23.1)	22-26 (84.6)
2001-02	0-3-1-1 (0-1-0-1 in ANA)	7 (1.4)	14 (2.8)	140 (28.0)	103 (20.6)	1-27 (03.7)	17-22 (77.3)
2002-03	2-2-1-0 (1-1-1-0 in ANA)	16 (3.2)	17 (3.4)	133 (26.6)	141 (28.2)	6-23 (26.0)	21-23 (91.3)
2003-04	1-3-1-1 (1-0-1-1 in ANA)	17 (2.8)	22 (3.6)	175 (29.2)	200 (33.3)	4-20 (20.0)	26-30 (86.6)
2005-06	5-1-2 (3-0-1 in ANA)	32 (4.0)	21 (2.6)	279 (34.9)	256 (32.0)	15-44 (34.1)	45-53 (84.9)
2006-07	4-2-2 (1-2-1 in ANA)	24 (3.0)	25 (3.1)	227 (28.4)	271 (33.9)	8-33 (24.2)	35-44 (79.5)
2007-08	6-2-0 (3-0-0 in ANA)	25 (3.1)	20 (2.5)	247 (30.9)	214 (26.8)	5-36 (13.9)	33-42 (78.6)
2008-09	3-3-0 (2-1-0 in ANA)	15 (2.5)	15(2.5)	163 (27.2)	157 (26.2)	5-29 (17.2)	27-33 (81.8)
Totals	40-31-19 (22-9-13 in ANA)	268 (3.0)	257 (2.9)	2706 (30.1)	2746 (30.5)	80-403 (19.9)	385-463 (83.2)

ALL-TIME SERIES FAST FACTS

	Overall	@ Anaheim	@ Los Angeles
All-Time Series:	40-31-19	22-9-13	18-22-6
Current Streak:	Two Los Angeles wins	One Los Angeles win	One Los Angeles win
Last Win by Anaheim:	Jan. 6, 2009 (3-1)	Jan. 6, 2009 (3-1)	Nov. 4, 2008 (1-0 OT)
Last Win by Los Angeles:	Feb. 18, 2009 (4-3)	Feb. 18, 2009 (4-3)	Jan. 8, 2009 (4-3)
Last 10 games:	6-4-0	6-3-1	6-3-1
Overtime Record:	7-11-11	3-6-6	4-5-5
Longest Winning Streak:	Six games	Five games	Five games
	Apr. 18, 1998-Mar. 18, 1999	Nov. 13, 2007-Jan. 6, 2009	Jan. 28, 2006-Feb. 17, 2007
Longest Losing Streak:	Four games	Three games	Three games, three times
	Dec. 2, 1993-Feb. 11, 1994	Dec. 16, 2001-Oct. 16, 2002	Last: Jan. 24, 2004-Mar. 14, 2004
Last Shutout by Anaheim:	Nov. 16, 2008 (2-0)	Nov. 16, 2008 (2-0)	Nov. 4, 2008 (1-0 OT)
Last Shutout by Los Angeles:	Apr. 14, 2002 (1-0)	None	Apr. 14, 2002 (1-0)
Biggest Anaheim win:	Four goals, seven times	Four goals, six times	Three goals, three times
Biggest Los Angeles win:	Dec. 27, 1995 (7-1)	Feb. 7, 1998 (5-2)	Dec. 27, 1995 (7-1)





TODD RICHARDS



MIKKO KOIVU

Xcel Energy Center
317 Washington St.
St. Paul, MN 55102
TEL: (651) 602-6000
FAX: (651) 222-1055
wild.com



Founded: 2000-01
Home Ice: Xcel Energy Center (18,064, 2000)
Stanley Cup Titles: None
Television: FSN North, KSTC TV (Ch. 45)
Radio: WCCO (830 AM), KBGY (107.5 FM) & BOB (106.1 FM)
Colors: Red, Green, Gold and Wheat

Directory

General Manager Chuck Fletcher
Head Coach Todd Richards
Assistant Coach Mike Ramsey
Assistant Coach Dave Barr
Goaltending Coach Bob Mason
Vice President, Communications and Broadcasting ... Bill Robertson

2008-09 WILD LEADERS

Goals Owen Nolan 25
Assists Mikko Koivu 47
Points Koivu 67
Shots Koivu 236
GAA Niklas Backstrom 2.33
Wins Backstrom 37
Losses Backstrom 24
Shutouts Backstrom 8
Save % Backstrom 923

2008-09 Record: 40-33-9, 89 points, 3rd in the Northwest Division; 9th in the Western Conference
2009 Playoffs: Did not qualify
Anaheim's All-Time Leading Scorer vs. Minnesota: Ryan Getzlaf, 3-10=13 points in 15 games
Minnesota's All-Time Leading Scorer vs. Anaheim: Pierre-Marc Bouchard, 8-7=15 points in 21 games
Last Trade Between Anaheim and Minnesota: Anaheim acquired a third-round selection in the 2008 NHL Entry Draft from Minnesota in exchange for D Marc-Andre Bergeron (Jun. 10, 2008)

2008-09 SERIES SUMMARY: 2-2-0

At Anaheim			Goaltenders		GW Goal	Attn.
Dec. 14, 2008	Minnesota-2	Anaheim-4	Giguere/Harding	B. Morrison	16,577	
Mar. 8, 2009	Minnesota-3	Anaheim-2	Hiller/Backstrom	A. Brunette	17,300	
At Minnesota			Goaltenders		GW Goal	Attn.
Jan. 17, 2009	Anaheim-3	Minnesota-0	Hiller/Backstrom	C. Perry	18,568	
Feb. 4, 2009	Anaheim-0	Minnesota-3	Hiller/Backstrom	A. Brunette	18,568	

TOTALS	Scoring by Period					Shots by Period					Power Plays	Penalties/ Minutes	Goalie (Saves - Shots)
	Opp.	1	2	3	OT	F	1	2	3	OT			
ANAHEIM	2	4	3	-	9	43	50	47	-	140	1-14	17-40	Hiller (74-79), Giguere (26-28)
Minnesota	3	3	2	-	8	37	37	34	-	108	2-15	15-38	Backstrom (101-106), Harding (30-34)

ALL-TIME SERIES NOTES

Hat Tricks

Vaclav Prospal - Jan. 23, 2004 at Anaheim (3-1=4)

Overtime Games

Dec. 8, 2000	1-0 win at Minnesota	(O. Tverdovsky-GW goal)
Jan. 11, 2002	2-2 tie at Minnesota	(P. Kariya-GT goal)
Jan. 23, 2002	3-2 win at Anaheim	(K. Carney-GW goal)
Jan. 20, 2003	2-1 loss at Minnesota	(A. Laaoksonen-GW goal)
Nov. 30, 2003	1-1 tie at Minnesota	(S. Ozolinsh-GT goal)
Nov. 6, 2005	4-3 loss at Anaheim (SO)	(R. Robitaille-SO winner)
Oct. 27, 2006	3-2 loss at Minnesota (SO)	(M. Koivu-SO winner)

Penalty Shots

None

ALL-TIME SERIES SUMMARY

Season	Series Results	GF	GA	SF	SA	Power Play	Penalty Killing
2000-01	2-2-0-0 (1-1-0-0 in ANA)	6 (1.5)	9 (2.3)	112 (28.0)	115 (28.8)	2-17 (11.8)	22-24 (91.7)
2001-02	2-1-1-0 (1-1-0-0 in ANA)	13 (3.3)	10 (2.5)	91 (22.8)	109 (27.3)	4-16 (25.0)	18-19 (94.7)
2002-03	2-1-0-1 (1-0-0-1 in ANA)	4 (1.0)	6 (1.5)	102 (25.5)	107 (27.8)	0-10 (00.0)	12-12 (10.0)
2003-04	2-1-1-0 (2-0-0-0 in ANA)	10 (2.5)	5 (1.3)	121 (30.3)	87 (21.8)	4-13 (30.8)	13-15 (86.7)
2005-06	1-2-1 (1-0-1 in ANA)	9 (2.3)	14 (3.5)	126 (31.5)	117 (29.3)	2-25 (08.0)	20-23 (87.0)
2006-07	2-1-1 (2-0-0 in ANA)	10 (2.5)	10 (2.5)	131 (32.8)	116 (29.0)	3-20 (15.0)	21-24 (87.5)
2007-08	1-3-0 (0-2-0 in ANA)	7 (1.8)	14 (3.5)	115 (28.8)	94 (23.5)	2-15 (13.3)	11-15 (73.3)
2008-09	2-2-0 (1-1-0 in ANA)	9 (2.3)	8 (2.0)	140 (35.0)	108 (27.0)	1-14 (7.1)	13-15 (86.7)
Totals	14-13-5 (9-5-2 in ANA)	68 (2.1)	76 (2.4)	938 (29.3)	853 (26.7)	18-130 (13.9)	130-147 (88.4)

ALL-TIME SERIES FAST FACTS

	Overall	@ Anaheim	@ Minnesota
All-Time Series:	14-13-5	9-5-2	5-8-3
Current Streak:	Two Minnesota wins	One Minnesota win	One Minnesota win
Last Win by Anaheim:	Jan. 17, 2009 (3-0)	Dec. 14, 2009 (4-2)	Jan. 17, 2009 (3-0)
Last Win by Minnesota:	Mar. 8, 2009 (3-2)	Mar. 8, 2009 (3-2)	Feb. 4, 2009 (3-0)
Last 10 games:	4-6-0	6-3-1	2-6-2
Overtime Record:	2-3-2	1-1-0	1-2-2
Longest Winning Streak:	Two games, three times Last: Dec. 14, 2008-Jan. 17, 2009	Three games Mar. 3, 2006-Nov. 12, 2006	One game, four times Last: Jan. 17, 2009
Longest Losing Streak:	Four games Mar. 28, 2004-Jan. 7, 2006	Two games Oct. 14, 2007-Dec. 14, 2007	Five games Mar. 28, 2004-Dec. 31, 2006
Last Shutout by Anaheim:	Jan. 17, 2009 (3-0)	Mar. 3, 2004 (2-0)	Jan. 17, 2009 (3-0)
Last Shutout by Minnesota:	Feb. 4, 2009 (3-0)	Oct. 14, 2007 (2-0)	Feb. 4, 2009 (3-0)
Biggest Anaheim win:	Dec. 18, 2001 (5-1)	Oct. 6, 2000 (8-3)	Dec. 18, 2001 (5-1)
Biggest Minnesota win:	Jan. 24, 2001 (5-0)	Jan. 24, 2001 (5-0)	Jan. 30, 2008 (5-1)





JACQUES MARTIN



CAREY PRICE

Bell Centre
 1260 de La Gauchetière Street West
 Montreal, Quebec H3B 5E8
 TEL: (514) 932-2582
 FAX: (514) 932-8285
 canadiens.com



Founded: 1909-10
Home Ice: Bell Centre (21,273, 1996)
NHL Stanley Cup Titles: 24 (1915-16, 1923-24, 1929-30, 1930-31, 1943-44, 1945-46, 1952-53, 1955-56, 1956-57, 1957-58, 1958-59, 1959-60, 1964-65, 1965-66, 1967-68, 1968-69, 1970-71, 1972-73, 1975-76, 1976-77, 1977-78, 1978-79, 1985-86, 1992-93)
Radio: CKAC (730 AM), CJAD (800 AM)
Television: RDS-TV (Cable 33)
Colors: Red, White and Blue

Directory

Executive Vice President/General Manager Bob Gainey
Head Coach Jacques Martin
Associate Coach Perry Pearn
Assistant Coach Kirk Muller
Goaltending Coach Pierre Groulx
Director of Media Relations Dominick Saillant

2008-09 CANADIENS LEADERS

Goals	Alex Kovalev	26
Assists	Andre Markov	52
Points	Kovalev	65
Shots	Kovalev	209
GAA	Carey Price	2.83
Wins	Price	23
Losses	Price	16
Shutouts	Price, Jaroslav Halak	1
Save %	Halak915

2008-09 Record: 41-30-11, 93 points, 2nd in the Northeast Division; 8th in the Eastern Conference
2009 Playoffs: Lost to Boston, 4-0
Anaheim's All-Time Leading Scorer vs. Montreal: Teemu Selanne, 4-9=13 points in 11 games
Montreal's All-Time Leading Scorer vs. Anaheim: Saku Koivu, 4-10=14 points in 13 games
Last Trade Between Anaheim and Montreal: Anaheim acquired a second-round draft pick in the 2000 NHL Entry Draft (44th overall); used to select G Ilya Bryzgalov) in exchange for third, fourth and fifth-round selections in the 2000 NHL Entry Draft (Jun. 24, 2000)

2008-09 SERIES SUMMARY: 1-0-0

At Montreal			Goaltenders	GW Goal	Attn.
Oct. 25, 2008	Anaheim-6	Montreal-4	Giguere/Halak (Price)	T. Moen	21,273

TOTALS	Scoring by Period					Shots by Period					Power Plays	Penalties/ Minutes	Goalie (Saves - Shots)
	1	2	3	OT	F	1	2	3	OT	Tot.			
ANAHEIM	2	3	1	-	6	9	6	10	-	25	2-3	9-21	Giguere (47-51)
Montreal	2	1	1	-	4	17	12	22	-	51	1-6	6-15	Price (11-13), Halak (8-12)

ALL-TIME SERIES NOTES

Hat Tricks

Brian Savage - Oct. 7, 1996 at Montreal (3-0-3)
 Martin Rucinsky - Nov. 6, 1996 at Anaheim (3-0-3)

Overtime Games

Nov. 8, 1995	3-2 win at Montreal	(P. Kariya-GW goal)
Oct. 7, 1996	6-6 tie at Montreal	(B. Dolas-GT goal)
Nov. 12, 1997	4-3 loss at Anaheim	(V. Bure-GW goal)
Oct. 9, 2002	2-2 tie at Montreal	(K. Carney-GT goal)

Penalty Shots

Joe Sacco vs. Jocelyn Thibault - Nov. 12, 1998 at Anaheim (goal)
 Corey Perry vs. Carey Price - Oct. 25, 2008 at Montreal (no goal)

ALL-TIME SERIES SUMMARY

Season	Series Results	GF	GA	SF	SA	Power Play	Penalty Killing
1993-94	0-2-0 (0-1-0 in ANA)	3 (1.5)	9 (4.5)	59 (29.5)	60 (30.0)	0-10 (00.0)	2-6 (33.3)
1994-95	Did not play - NHL work stoppage						
1995-96	2-0-0 (1-0-0 in ANA)	8 (4.0)	4 (2.0)	67 (33.5)	56 (28.0)	3-10 (30.0)	11-12 (91.7)
1996-97	0-1-1 (0-1-0 in ANA)	11 (5.5)	12 (6.0)	67 (33.5)	71 (35.5)	4-12 (33.3)	4-9 (44.4)
1997-98	1-1-0 (0-1-0 in ANA)	8 (4.0)	8 (4.0)	52 (26.0)	58 (29.0)	4-13 (30.8)	7-11 (63.6)
1998-99	0-1-0 (0-0-0 in ANA)	0 (0.0)	1 (1.0)	24 (24.0)	30 (30.0)	0-3 (00.0)	2-3 (66.7)
1999-00	0-2-0-0 (0-1-0-0 in ANA)	2 (1.0)	4 (2.0)	56 (28.0)	46 (23.0)	0-7 (00.0)	5-6 (83.3)
2000-01	1-0-0-0 (1-0-0-0 in ANA)	4 (4.0)	2 (2.0)	23 (23.0)	29 (29.0)	1-6 (16.7)	4-5 (80.0)
2001-02	0-1-0-0 (0-0-0-0 in ANA)	1 (1.0)	3 (3.0)	25 (25.0)	18 (18.0)	0-7 (00.0)	4-4 (100)
2002-03	1-0-1-0 (1-0-0-0 in ANA)	5 (2.5)	3 (1.5)	56 (28.0)	49 (24.5)	0-5 (00.0)	4-5 (80.0)
2003-04	0-1-0-0 (0-1-0-0 in ANA)	2 (2.0)	5 (5.0)	38 (38.0)	24 (24.0)	0-3 (00.0)	1-2 (50.0)
2005-06	1-0-0 (0-0-0 in ANA)	5 (5.0)	3 (3.0)	37 (37.0)	24 (24.0)	1-6 (16.7)	5-7 (71.4)
2006-07	Did not play						
2007-08	1-0-0 (1-0-0 in ANA)	3 (3.0)	1 (1.0)	37 (37.0)	21 (21.0)	0-8 (00.0)	4-4 (100)
2008-09	1-0-0 (0-0-0 in ANA)	6 (6.0)	4 (4.0)	25 (25.0)	51 (51.0)	2-3 (66.7)	5-6 (83.3)
Totals	8-9-2 (4-5-0 in ANA)	58 (3.1)	59 (3.1)	566 (29.8)	537 (28.3)	15-93 (16.1)	58-80 (72.5)

ALL-TIME SERIES FAST FACTS

	Overall	@ Anaheim	@ Montreal
All-Time Series:	8-9-2	4-5-0	4-4-2
Current Streak:	Three Anaheim wins	One Anaheim win	Two Anaheim wins
Last Win by Anaheim:	Oct. 25, 2008 (6-4)	Mar. 9, 2008 (3-1)	Oct. 25, 2008 (6-4)
Last Win by Montreal:	Mar. 8, 2004 (5-2)	Mar. 8, 2004 (5-2)	Oct. 9, 2001 (3-1)
Last 10 games:	5-4-1	4-5-0	4-4-2
Overtime Record:	1-1-2	0-1-0	1-0-2
Longest Winning Streak:	Three games	Two games	Two games
	Dec. 10, 2005-present	Mar. 7, 2001-Mar. 5, 2003	Dec. 10, 2005-present
Longest Losing Streak:	Three games	Three games	Three games
	Oct. 13, 1998-Nov. 22, 1999	Nov. 6, 1996-Nov. 22, 1999	Oct. 13, 1998-Oct. 9, 2002
Last Shutout by Anaheim:	None	None	None
Last Shutout by Montreal:	Oct. 13, 1998 (1-0)	None	Oct. 13, 1998 (1-0)
Biggest Anaheim win:	Mar. 2, 1994 (5-2)	Mar. 2, 1994 (5-2)	Two wins by two goals
Biggest Montreal win:	Three wins by three goals	Two wins by three goals	Oct. 23, 1993 (4-1)





BARRY TROTZ



JASON ARNOTT

Sommet Center
501 Broadway
Nashville, TN 37203
TEL: (615) 770-2300
FAX: (615) 770-2309
nashvillepredators.com



Founded: 1998-99
Home Ice: Sommet Center (17,113, 1998)
NHL Stanley Cup Titles: None
Television: FSN Tennessee
Radio: WGFX (104.5 FM) & WRQQ (97.1 FM)
Colors: Orange, Yellow, Blue, Metallic Silver, Steel

Directory

President of Hockey Operations/General Manager David Poile
Head Coach Barry Trotz
Associate Coach Brent Peterson
Assistant Coach Peter Horacheck
Goaltending Coach Mitch Korn
Director of Communications Tim Darling

2008-09 PREDATORS LEADERS

Goals	Jason Arnott	33
Assists	J.P. Dumont	49
Points	Dumont	65
Shots	Shea Weber	251
GAA	Pekka Rinne	2.38
Wins	Rinne	29
Losses	Dan Ellis	19
Shutouts	Rinne	7
Save %	Rinne	.917

2008-09 Record: 40-34-8, 88 points, 5th in the Central Division; 10th in the Western Conference
2009 Playoffs: Did not qualify
Anaheim's All-Time Leading Scorer vs. Nashville: Teemu Selanne, 10-21=31 points in 23 games
Nashville's All-Time Leading Scorer vs. Anaheim: Cliff Ronning, 7-6=13 points in 16 games
Last Trade Between Anaheim and Nashville: Anaheim acquired future considerations from Nashville in exchange for RW Brandon Bochenski (Feb. 26, 2008)

2008-09 SERIES SUMMARY: 2-1-1

At Anaheim			Goaltenders		GW Goal	Attn.
Nov. 14, 2008	Nashville-4	Anaheim-3 (OT)	Giguere/Ellis		D. Hamhuis	16,485
Mar. 18, 2009	Nashville-3	Anaheim-4 (OT)	Giguere/Rinne		T. Selanne	16,181
At Nashville			Goaltenders		GW Goal	Attn.
Feb. 5, 2009	Anaheim-2	Nashville-4	Giguere/Rinne		M. Erat	14,877
Mar. 24, 2009	Anaheim-2	Nashville-1 (SO)	Giguere/Rinne		T. Selanne	16,418

TOTALS	Scoring by Period						Shots by Period					Power Plays	Penalties/ Minutes	Goalie (Saves - Shots)
	Opp.	1	2	3	OT	SO	F	1	2	3	OT			
ANAHEIM	4	3	2	1	1	11	35	41	32	7	115	5-12	16-41	Giguere (113-124)
Nashville	4	3	4	1	0	12	34	40	45	6	125	5-13	15-39	Rinne (73-80), Ellis (32-35)

ALL-TIME SERIES NOTES

Hat Tricks

None

Overtime Games

Nov. 4, 2000	3-3 tie at Nashville	(P. Trepanier-GT goal)
Dec. 28, 2000	2-2 tie at Nashville	(P. Tenkrat-GT goal)
Mar. 11, 2001	1-0 win at Anaheim	(M. Crowley-GW goal)
Apr. 1, 2003	2-1 win at Nashville	(S. Thomas-GW goal)
Nov. 21, 2003	4-3 loss at Anaheim	(S. Hartnell-GW goal)
Feb. 20, 2004	3-2 loss at Anaheim	(S. Walker-GW goal)
Oct. 8, 2005	3-2 loss at Nashville (SO)	(P. Kariya-SO winner)
Jan. 9, 2007	5-4 loss at Nashville	(S. Sullivan-GW goal)
Mar. 4, 2007	3-2 win at Anaheim (SO)	(T. Selanne-SO winner)
Nov. 14, 2008	4-3 loss at Nashville	(D. Hamhuis-GW goal)
Mar. 18, 2009	4-3 win at Anaheim	(T. Selanne-GW goal)
Mar. 24, 2009	2-1 win at Nashville	(T. Selanne-SO winner)

Penalty Shots

Steve Thomas vs. Tomas Vokoun - Apr. 1, 2003 at NSH (goal)

ALL-TIME SERIES SUMMARY

Season	Series Results	GF	GA	SF	SA	Power Play	Penalty Killing
1998-99	2-2-0 (2-0-0 in ANA)	11 (2.8)	8 (2.0)	127 (31.8)	114 (28.5)	7-23 (30.4)	12-15 (80.0)
1999-00	4-0-0-0 (2-0-0-0 in ANA)	12 (3.0)	5 (1.3)	121 (30.3)	109 (27.3)	2-11 (18.2)	13-14 (92.9)
2000-01	1-1-2-0 (1-1-0-0 in ANA)	6 (1.5)	8 (2.0)	104 (26.0)	115 (28.8)	1-17 (05.9)	13-15 (86.7)
2001-02	3-1-0-0 (2-0-0-0 in ANA)	13 (3.3)	8 (2.0)	101 (25.3)	90 (22.5)	3-16 (18.8)	11-11 (100)
2002-03	3-1-0-0 (2-0-0-0 in ANA)	8 (2.0)	4 (1.0)	118 (29.5)	120 (30.0)	3-18 (16.7)	19-20 (95.0)
2003-04	1-1-0-2 (0-0-0-2 in ANA)	10 (2.0)	11 (3.3)	134 (35.0)	118 (30.6)	4-16 (18.2)	19-23 (78.6)
2005-06	3-0-1 (2-0-0 in ANA)	16 (4.0)	9 (2.3)	136 (34.0)	130 (32.5)	6-28 (21.4)	19-21 (90.5)
2006-07	2-1-1 (2-0-0 in ANA)	11 (2.8)	10 (2.5)	134 (33.5)	79 (19.8)	4-19 (21.1)	19-21 (90.5)
2007-08	3-1-0 (2-0-0 in ANA)	12 (3.0)	8 (2.0)	107 (26.8)	118 (29.5)	3-16 (18.8)	14-23 (60.87)
2008-09	2-1-1 (1-0-1 in ANA)	10 (2.5)	12 (3.0)	115 (28.8)	125 (31.3)	5-12 (41.7)	8-13 (61.5)
Totals	24-9-7 (16-1-3 in ANA)	109 (2.7)	83 (2.1)	1197 (29.9)	1118 (28.0)	38-176 (21.6)	152-176 (86.4)

ALL-TIME SERIES FAST FACTS

	Overall	@ Anaheim	@ Nashville
All-Time Series:	24-9-7	16-1-3	8-8-4
Current Streak:	Two Anaheim wins	One Anaheim win	One Anaheim win
Last Win by Anaheim:	Mar. 24, 2009 (2-1 SO)	Mar. 18, 2009 (4-3 OT)	Mar. 24, 2009 (2-1 SO)
Last Win by Nashville:	Feb. 5, 2009 (4-2)	Nov. 14, 2008 (4-3 OT)	Feb. 5, 2009 (4-2)
Last 10 games:	6-3-1	7-0-3	4-4-2
Overtime Record:	5-4-3	3-2-1	2-2-2
Longest Winning Streak:	Five games Mar. 5, 1999-Apr. 7, 2000	Six games Nov. 1, 2005-Jan. 7, 2008	Two games Nov. 27, 1999-Apr. 7, 2000
Longest Losing Streak:	Three games Oct. 9, 2003-Feb. 20, 2004	Two games Nov. 21, 2003-Feb. 20, 2004	Three games Nov. 27, 1998-Jan. 4, 1999
Last Shutout by Anaheim:	Dec. 6, 2006 (4-0)	Dec. 6, 2006 (4-0)	None
Last Shutout by Nashville:	Feb. 3, 2007 (3-0)	Jan. 31, 2001 (3-0)	Feb. 3, 2007 (3-0)
Biggest Anaheim win:	Dec. 16, 1998 (6-1)	Dec. 16, 1998 (6-1)	Apr. 7, 2000 (5-1)
Biggest Nashville win:	Jan. 31, 2001 (3-0)	Jan. 31, 2001 (3-0)	Three wins by three goals





JACQUES LEMAIRE



JAMIE LANGENBRUNNER

Prudential Center
165 Mulberry St.
Newark, NJ 07102
TEL: (973) 757-6100
FAX: (973) 757-6399
newjerseydevils.com



Founded: 1974-75
(Relocated from Colorado in 1982)
Home Ice: Prudential Center (17,625, 2007)
Stanley Cup Titles: Three (1994-95, 1999-00, 2002-03)
Television: MSG Plus
Radio: WFAN (660 AM)
Colors: Red, Black and White

Directory

President/CEO/General Manager Lou Lamoriello
Head Coach Jacques Lemaire
Assistant Coach Mario Tremblay
Assistant Coach Tommy Albelin
Goaltending Coach Jacques Caron
Senior Vice President, Communications Mike Levine

2008-09 DEVILS LEADERS

Goals Zach Parise **45**
Assists Parise **49**
Points Parise **94**
Shots Parise **364**
GAA Scott Clemmensen **2.39**
Wins Clemmensen **25**
Losses Clemmensen **13**
Shutouts Martin Brodeur **5**
Save % Clemmensen **.917**

2008-09 Record: 51-27-4, 106 points, 1st in the Atlantic Division; 3rd in the Eastern Conference
2009 Playoffs: Lost to Carolina, 4-3
Anaheim's All-Time Leading Scorer vs. New Jersey: Paul Kariya, 7-6=13 points in 13 games
New Jersey's All-Time Leading Scorer vs. Anaheim: Bobby Holik, 7-9=16 points in 16 games
Last Trade Between Anaheim and New Jersey: Anaheim acquired D Sheldon Brookbank from New Jersey in exchange for C David McIntyre (Feb. 3, 2009)

2008-09 SERIES SUMMARY: 1-0-0

At Anaheim
Jan. 11, 2009 New Jersey-3 Anaheim-4 **Goaltenders** Giguere/Clemmensen **GW Goal** C. Kunitz **Attn.** 17,331

TOTALS Opp.	Scoring by Period				Shots by Period				Power Plays	Penalties/ Minutes	Goalie (Saves - Shots)		
	1	2	3	OT	F	1	2	3				OT	Tot.
ANAHEIM	2	0	2	-	4	11	14	9	-	34	0-4	2-4	Giguere (18-21)
New Jersey	1	1	1	-	3	4	6	11	-	21	1-2	4-8	Clemmensen (30-34)

ALL-TIME SERIES NOTES

Hat Tricks

None

Overtime Games

Nov. 12, 2002 3-2 loss at New Jersey

(J. Langenbrunner-GW goal)

Nov. 26, 2003 3-3 tie at Anaheim

(S. Fedorov-GT goal)

Penalty Shots

Fredrik Olausson vs. Martin Brodeur - Nov. 24, 1999 vs. NJ (goal)

ALL-TIME SERIES SUMMARY

Season	Series Results	GF	GA	SF	SA	Power Play	Penalty Killing
1993-94	0-2-0 (0-1-0 in ANA)	3 (1.5)	10 (5.0)	41 (20.5)	67 (33.5)	1-8 (12.5)	9-12 (75.0)
1994-95	Did not play - NHL work stoppage						
1995-96	2-0-0 (1-0-0 in ANA)	10 (5.0)	3 (1.5)	50 (25.0)	56 (28.0)	1-5 (20.0)	6-6 (100)
1996-97	1-1-0 (1-0-0 in ANA)	6 (3.0)	6 (3.0)	64 (32.0)	64 (32.0)	0-8 (00.0)	7-8 (87.5)
1997-98	1-1-0 (1-0-0 in ANA)	2 (1.0)	3 (1.5)	44 (22.0)	57 (28.5)	0-8 (00.0)	5-5 (100)
1998-99	0-2-0 (0-1-0 in ANA)	4 (2.0)	11 (5.5)	49 (24.5)	64 (32.0)	1-8 (12.5)	5-8 (62.5)
1999-00	0-2-0-0 (0-1-0-0 in ANA)	3 (1.5)	5 (2.5)	54 (27.0)	59 (29.5)	0-4 (00.0)	2-4 (50.0)
2000-01	0-2-0-0 (0-1-0-0 in ANA)	4 (2.0)	9 (4.5)	52 (26.0)	64 (32.0)	2-6 (33.3)	4-8 (50.0)
2001-02	1-0-0-0 (1-0-0-0 in ANA)	2 (2.0)	1 (1.0)	19 (19.0)	45 (45.0)	1-1 (100)	3-4 (75.0)
2002-03	0-1-0-1 (0-1-0-0 in ANA)	3 (1.5)	6 (3.0)	55 (27.5)	61 (30.5)	0-6 (00.0)	5-5 (100)
2003-04	0-0-1-0 (0-0-1-0 in ANA)	3 (3.0)	3 (3.0)	36 (36.0)	36 (36.0)	1-7 (14.3)	3-4 (75.0)
2005-06	Did not play						
2006-07	1-0-0 (1-0-0 in ANA)	4 (4.0)	2 (2.0)	37 (37.0)	25 (25.0)	0-6 (00.0)	5-6 (83.3)
2007-08	1-0-0 (0-0-0 in ANA)	2 (2.0)	1 (1.0)	24 (24.0)	35 (35.0)	0-2 (00.0)	5-5 (100.0)
2008-09	1-0-0 (1-0-0 in ANA)	4 (4.0)	3 (3.0)	34 (34.0)	21 (21.0)	0-4 (00.0)	1-2 (50.0)
Totals	8-11-2 (6-5-1 in ANA)	50 (2.4)	63 (3.0)	559 (26.6)	654 (31.1)	7-73 (9.6)	60-77 (77.9)


ALL-TIME SERIES FAST FACTS

	Overall	@ Anaheim	@ New Jersey
All-Time Series:	8-11-2	6-5-1	2-6-1
Current Streak:	Three Anaheim wins	Two Anaheim wins	One Anaheim win
Last Win by Anaheim:	Jan. 11, 2009 (4-3)	Jan. 11, 2009 (4-3)	Feb. 8, 2008 (2-1)
Last Win by New Jersey:	Jan. 24, 2003 (3-1)	Jan. 24, 2003 (3-1)	Nov. 12, 2002 (3-2 OT)
Last 10 games:	4-4-2	5-4-1	2-6-1
Overtime Record:	0-1-1	0-0-1	0-1-0
Longest Winning Streak:	Three games Nov. 24, 2006-present	Three games Nov. 5, 1995-Nov. 26, 1997	One game, two times Last: Feb. 8, 2008
Longest Losing Streak:	Seven games Mar. 18, 1998-Nov. 22, 2000	Three games Jan. 20, 1999-Nov. 22, 2000	Six games Dec. 28, 1996-Nov. 12, 2003
Last Shutout by Anaheim:	Nov. 26, 1997 (2-0)	Nov. 26, 1997 (2-0)	None
Last Shutout by New Jersey:	Mar. 18, 1998 (3-0)	None	Mar. 18, 1998 (3-0)
Biggest Anaheim win:	Nov. 5, 1995 (6-1)	Nov. 5, 1995 (6-1)	Feb. 11, 1996 (4-2)
Biggest New Jersey win:	Mar. 31, 1999 (7-1)	Three goals, two times	Mar. 31, 1999 (7-1)





SCOTT GORDON



MARK STREIT

Nassau Veterans Memorial Coliseum
1255 Hempstead Turnpike
Uniondale, NY 11553
TEL: (516) 501-6700
FAX: (516) 501-6850
newyorkislanders.com



Founded: 1972-73
Home Ice: Nassau Veterans Memorial Coliseum
Stanley Cup Titles: Four (1979-80, 1980-81, 1981-82, 1982-83)
Television: MSG Plus
Radio: WMJC (94.3 FM)
Colors: Blue, Orange and White

Directory

General Manager & Alternate Governor Garth Snow
Head Coach Scott Gordon
Assistant Coach Dean Chynoweth
Assistant Coach Scott Allen
Goaltending Coach Mike Dunham
Director of Communications Seth Sylvan

2008-09 ISLANDERS LEADERS

Goals	Kyle Okposo	18
Assists	Mark Streit	40
Points	Streit	56
Shots	Andy Hilbert	167
GAA	Yann Danis	2.86
Wins	Joey MacDonald	14
Losses	MacDonald	26
Shutouts	Danis	2
Save %	Danis	.910

2008-09 Record: 26-47-9, 61 points, 5th in the Atlantic Division; 15th in the Eastern Conference
2009 Playoffs: Did not qualify
Anaheim's All-Time Leading Scorer vs. NY Islanders: Paul Kariya, 5-7=12 points in 11 games
NY Islanders' All-Time Leading Scorer vs. Anaheim: Mariusz Czerkawski, 2-9=11 points in 10 games
Last Trade Between Anaheim and NY Islanders: Anaheim acquired D Marc-Andre Bergeron from New York in exchange for a third-round selection in the 2008 NHL Entry Draft (Feb. 26, 2008)

2008-09 SERIES SUMMARY: 0-1-0

At New York Islanders			Goaltenders	GW Goal	Attn.
Jan. 21, 2009	Anaheim-1	New York-2	Giguere (Hiller)/Danis	K. McLean	11,853

TOTALS	Scoring by Period					Shots by Period					Power Plays	Penalties/ Minutes	Goalie (Saves - Shots)
	1	2	3	OT	F	1	2	3	OT	Tot.			
ANAHEIM	2	0	2	-	4	11	14	9	-	34	0-4	2-4	Giguere (18-21)
New Jersey	1	1	1	-	3	4	6	11	-	21	1-2	4-8	Clemmensen (30-34)

ALL-TIME SERIES NOTES

Hat Tricks

None

Overtime Games

Oct. 10, 1993	4-3 loss at Anaheim	(P. Turgeon-GW goal)
Nov. 17, 1995	2-1 win at Anaheim	(P. Douris-GW goal)
Nov. 20, 1996	2-2 tie at Anaheim	(B. Smolinski-GT goal)
Dec. 18, 1998	2-2 tie at Anaheim	(M. Czerkawski-GT goal)
April 3, 1999	2-2 tie at New York	(M. Cullen-GT goal)
Feb. 17, 2003	2-2 tie at New York	(A. Yashin-GT goal)
Oct. 11, 2006	5-4 loss at New York (SO)	(M. York-SO winner)

Penalty Shots

None

ALL-TIME SERIES SUMMARY

Season	Series Results	GF	GA	SF	SA	Power Play	Penalty Killing
1993-94	1-1-0 (0-1-0 in ANA)	6 (3.0)	4 (2.0)	53 (26.5)	67 (33.5)	1-5 (20.0)	5-6 (83.3)
1994-95	Did not play - NHL work stoppage						
1995-96	1-1-0 (1-0-0 in ANA)	5 (2.5)	5 (2.5)	72 (36.0)	58 (29.0)	1-11 (09.0)	9-11 (81.8)
1996-97	0-1-1 (0-0-1 in ANA)	5 (2.5)	6 (3.0)	57 (28.5)	52 (26.0)	0-6 (00.0)	5-6 (83.3)
1997-98	1-1-0 (0-1-0 in ANA)	6 (3.0)	7 (3.5)	56 (28.0)	70 (35.0)	2-10 (20.0)	10-10 (100)
1998-99	0-0-2 (0-0-1 in ANA)	4 (2.0)	4 (2.0)	67 (33.5)	65 (32.5)	2-7 (28.6)	6-6 (100)
1999-00	0-1-0-0 (0-1-0-0 in ANA)	2 (2.0)	4 (4.0)	32 (32.0)	27 (27.0)	0-5 (00.0)	2-2 (100)
2000-01	2-0-0-0 (1-0-0-0 in ANA)	6 (3.0)	4 (2.0)	63 (31.5)	49 (24.5)	3-9 (33.3)	6-6 (100)
2001-02	0-1-0-0 (0-0-0-0 in ANA)	3 (3.0)	5 (5.0)	37 (37.0)	26 (26.0)	0-5 (00.0)	2-2 (100)
2002-03	0-0-1-0 (0-0-1-0 in ANA)	2 (2.0)	2 (2.0)	31 (31.0)	33 (33.0)	0-5 (00.0)	4-4 (100)
2003-04	0-2-0-0 (0-1-0-0 in ANA)	2 (1.0)	7 (3.5)	64 (32.0)	49 (24.5)	2-11 (18.2)	8-10 (80.0)
2005-06	Did not play						
2006-07	0-0-1 (0-0-1 in ANA)	4 (4.0)	5 (5.0)	50 (50.0)	24 (24.0)	2-6 (33.3)	2-3 (66.7)
2007-08	1-0-0 (0-0-0 in ANA)	3 (3.0)	0 (0.0)	26 (26.0)	25 (25.0)	1-6 (16.7)	1-1 (100.0)
2008-09	0-1-0 (0-0-0 in ANA)	1 (1.0)	2 (2.0)	40 (40.0)	14 (14.0)	1-5 (20.0)	0-1 (00.0)
Totals	6-9-5 (2-4-4 in ANA)	49 (2.5)	55 (2.8)	648 (32.4)	559 (28.0)	15-91 (16.5)	60-68 (88.2)

ALL-TIME SERIES FAST FACTS

	Overall	@ Anaheim	@ New York
All-Time Series:	6-9-5	2-4-4	4-5-1
Current Streak:	One New York win	One New York win	One New York win
Last Win by Anaheim:	Feb. 5, 2008 (3-0)	Nov. 19, 2000 (2-1)	Feb. 5, 2008 (3-0)
Last Win by New York:	Jan. 21, 2009 (2-1)	Nov. 1, 2003 (3-1)	Jan. 21, 2009 (2-1)
Last 10 games:	3-5-2	2-4-4	4-5-1
Overtime Record:	1-2-4	1-1-2	0-2-2
Longest Winning Streak:	Two games, two times Last: Oct. 17, 2000-Nov. 19, 2000	One game, two times Last: Oct. 17, 2000	One game, four times Last: Feb. 5, 2008
Longest Losing Streak:	Three games Last: Nov. 1, 2003-Oct. 11, 2006	Two games Mar. 12, 2004-present	Two games, two times Last: Nov. 24, 2001-Nov. 1, 2003
Last Shutout by Anaheim:	Feb. 5, 2008 (3-0)	None	Feb. 5, 2008 (3-0)
Last Shutout by New York:	None	None	None
Biggest Anaheim win:	Two games by two goals	Two games by one goal	Two games by two goals
Biggest New York win:	Two games by three goals	Oct. 19, 1997 (5-2)	Nov. 1, 2003 (4-1)





JOHN TORTORELLA



CHRIS DRURY

Madison Square Garden
2 Pennsylvania Plaza
New York, NY 10121
TEL: (212) 465-6486
FAX: (212) 465-6494
newyorkrangers.com



Founded: 1926-27
Home Ice: Madison Square Garden (18,200, 1968)
Stanley Cup Titles: Four (1927-28, 1932-33, 1939-40, 1993-94)
Television: MSG Network
Radio: MSG Radio
Colors: Blue, Red and White

Directory

President/General Manager Glen Sather
Head Coach John Tortorella
Assistant Coach Mike Sullivan
Assistant Coach Benoit Allaire
Vice President, Public Relations and Player Recruitment... John Rosasco

2008-09 RANGERS LEADERS

Goals Marcus Naslund 24
Assists Scott Gomez 42
Points Nikolai Zherdev 58
Shots Gomez 271
GAA Henrik Lundqvist 2.43
Wins Lundqvist 38
Losses Lundqvist 25
Shutouts Lundqvist 3
Save % Lundqvist 916

2008-09 Record: 43-30-9, 95 points, 4th in the Atlantic Division; 7th in the Eastern Conference
2009 Playoffs: Lost to Washington, 4-3
Anaheim's All-Time Leading Scorer vs. NY Rangers: Teemu Selanne, 12-5=17 points in 10 games
NY Rangers' All-Time Leading Scorer vs. Anaheim: Mark Messier, 6-6=12 points in 12 games
Last Trade Between Anaheim and NY Rangers: Anaheim acquired a third-round selection in the 2006 NHL Entry Draft from New York in exchange for D Sandis Ozolinsh (Mar. 9, 2006)

2008-09 SERIES SUMMARY: 0-2-0

At Anaheim			Goaltenders	GW Goal	Attn.
Dec. 16, 2008	New York-3	Anaheim-1	Hiller/Lundqvist	N. Dawes	16,921

At New York Rangers			Goaltenders	GW Goal	Attn.
Jan. 20, 2009	Anaheim-2	New York-4	Hiller/Lundqvist	S. Gomez	18,200

TOTALS Opp.	Scoring by Period					Shots by Period					Power Plays	Penalties/ Minutes	Goalie (Saves - Shots)
	1	2	3	OT	F	1	2	3	OT	Tot.			
ANAHEIM	1	2	0	-	3	20	14	20	-	54	1-8	15-41	Hiller (53-58)
NY Rangers	1	2	4	-	7	16	26	17	-	59	3-11	12-33	Lundqvist (51-54)

ALL-TIME SERIES NOTES

Hat Tricks

Terry Yake - Oct. 19, 1993 at New York (3-1-4)
Teemu Selanne - Oct. 26, 1997 at New York (3-0-3)

Overtime Games

Oct. 26, 1997 3-3 tie at New York (T. Selanne-GT goal)
Mar. 8, 2000 4-3 loss at Anaheim (B. Leetch-GW goal)
Nov. 19, 2002 3-2 loss at New York (P. Bure-GW goal)
Nov. 1, 2006 4-3 loss at New York (J. Jagr-GW goal)

Penalty Shots

None

ALL-TIME SERIES SUMMARY

Season	Series Results	GF	GA	SF	SA	Power Play	Penalty Killing
1993-94	2-0-0 (1-0-0 in ANA)	7 (3.5)	4 (2.0)	73 (36.5)	72 (36.0)	3-11 (27.3)	10-11 (90.9)
1994-95	Did not play - NHL work stoppage						
1995-96	1-1-0 (1-0-0 in ANA)	8 (4.0)	9 (4.5)	47 (23.5)	76 (38.0)	2-16 (12.5)	7-12 (58.3)
1996-97	1-1-0 (1-0-0 in ANA)	7 (3.5)	5 (2.5)	57 (23.5)	76 (38.0)	1-8 (12.5)	5-8 (62.5)
1997-98	1-0-1 (1-0-0 in ANA)	6 (3.0)	5 (2.5)	50 (25.0)	69 (34.5)	0-4 (00.0)	9-10 (90.0)
1998-99	2-0-0 (1-0-0 in ANA)	7 (3.5)	2 (1.0)	44 (22.0)	43 (21.5)	2-12 (16.7)	14-14 (100)
1999-00	0-0-0-1 (0-0-0-1 in ANA)	3 (3.0)	4 (4.0)	39 (39.0)	22 (22.0)	1-2 (50.0)	3-4 (75.0)
2000-01	2-0-0-0 (1-0-0-0 in ANA)	10 (5.0)	7 (3.5)	71 (35.5)	58 (29.0)	2-11 (18.2)	7-10 (70.0)
2001-02	1-0-0-0 (0-0-0-0 in ANA)	3 (3.0)	2 (2.0)	35 (35.0)	15 (15.0)	2-11 (18.2)	8-8 (100)
2002-03	0-1-0-1 (0-1-0-0 in ANA)	4 (2.0)	9 (4.5)	68 (34.0)	56 (28.0)	0-8 (00.0)	6-7 (85.7)
2003-04	1-0-0-0 (0-0-0-0 in ANA)	3 (3.0)	1 (1.0)	23 (23.0)	39 (39.0)	2-5 (40.0)	4-4 (100)
2005-06	Did not play						
2006-07	0-0-1 (0-0-1 in ANA)	3 (3.0)	4 (4.0)	33 (33.0)	34 (34.0)	0-6 (00.0)	7-9 (77.8)
2007-08	1-0-0 (0-0-0 in ANA)	4 (4.0)	1 (1.0)	19 (19.0)	33 (33.0)	1-2 (50.0)	4-4 (100.0)
2008-09	0-2-0 (0-1-0 in ANA)	3 (2.5)	7 (3.5)	54 (27.0)	59 (29.5)	1-8 (12.50)	8-11 (72.7)
Totals	12-5-4 (6-2-2 in ANA)	68 (3.2)	60 (2.9)	613 (29.2)	652 (31.1)	17-104 (16.4)	92-112 (82.1)

ALL-TIME SERIES FAST FACTS

	Overall	@ Anaheim	@ New York
All-Time Series:	12-5-4	6-2-2	6-3-2
Current Streak:	Two New York wins	Three New York wins	One New York win
Last Win by Anaheim:	Feb. 7, 2008 (4-1)	Dec. 15, 2000 (6-4)	Feb. 7, 2008 (4-1)
Last Win by New York:	Jan. 20, 2009 (4-2)	Dec. 16, 2008 (3-1)	Jan. 20, 2009 (4-2)
Last 10 games:	5-3-2	6-2-2	5-3-2
Overtime Record:	0-2-1	0-1-0	0-1-1
Longest Winning Streak:	Three games, two times Last: Oct. 16, 2000-Nov. 25, 2001	Five games Jan. 28, 1994-Nov. 18, 1998	Three games Apr. 2, 1999-Nov. 25, 2001
Longest Losing Streak:	Two games, two times Last: Dec. 16, 2008-present	Three games Nov. 1, 2006-present	Two games Dec. 4, 1995-Dec. 27, 1996
Last Shutout by Anaheim:	None	None	None
Last Shutout by New York:	None	None	None
Biggest Anaheim win:	Four wins by three goals	Two wins by three goals	Two wins by three goals
Biggest New York win:	Two wins by four goals	Feb. 21, 2003 (6-2)	Dec. 4, 1995 (5-1)





CORY CLOUSTON



DANIEL ALFREDSSON

Scotiabank Place
1000 Palladium Drive
Ottawa, Ontario K2V 1A5
TEL: (613) 599-0250
FAX: (613) 599-0358
ottawasenators.com



Founded: 1992-93
Home Ice: Scotiabank Place (19,153, 1996)
Stanley Cup Titles: None
Television: Rogers Sportnet & RDS
Radio: The Team (1200 AM) and Le Nouveau (104.7 FM)
Colors: Black, Red, White and Gold

Directory

General Manager Bryan Murray
Head Coach Cory Clouston
Assistant Coach Greg Carvel
Assistant Coach Brad Lauer
Goaltending Coach Luke Richardson
Vice President of Communications Phil Legault

2008-09 SENATORS LEADERS

Goals Dany Heatley 39
Assists Daniel Alfredsson 41
Points Alfredsson 74
Shots Heatley 258
GAA Alex Auld 2.47
Wins Auld, Brian Elliott 16
Losses Auld 18
Shutouts Auld, Elliott 1
Save % Auld 911

2008-09 Record: 36-35-11, 83 points, 4th in the Northeast Division; 12th in the Eastern Conference
2009 Playoffs: Did not qualify
Anaheim's All-Time Leading Scorer vs. Ottawa: Paul Kariya, 4-8=12 points in 12 games
Ottawa's All-Time Leading Scorer vs. Anaheim: Daniel Alfredsson, 5-9=14 points in 16 games
Last Trade Between Anaheim and Ottawa: Anaheim acquired LW Shawn Weller from Ottawa in exchange for RW Jason Bailey (Sept. 4, 2009)

2008-09 SERIES SUMMARY: 1-0-0

At Ottawa Senators
Oct. 24, 2008 Anaheim-4 Ottawa-3 Goaltenders: Hiller/Auld GW Goal: R. Getzlaf Attn.: 19,762

TOTALS Opp.	Scoring by Period					Shots by Period					Power Plays	Penalties/ Minutes	Goalie (Saves - Shots)
	1	2	3	OT	F	1	2	3	OT	Tot.			
ANAHEIM	1	3	0	-	4	11	15	6	-	32	1-3	8-19	Hiller (27-30)
Ottawa	0	0	3	-	3	11	11	8	-	30	2-7	4-11	Auld (28-32)

ALL-TIME SERIES NOTES

Hat Tricks

Teemu Selanne - Mar. 22, 1998 at Ottawa (3-0-3)

Overtime Games

Dec. 30, 1996 4-3 win at Ottawa (S. Rucchin-GW goal)
 Oct. 10, 1997 1-1 tie at Anaheim (E. Knutsen-GT goal)
 Dec. 28, 1998 2-2 tie at Ottawa (S. McEachern-GT goal)
 Mar. 17, 1999 2-2 tie at Anaheim (M. Hossa-GT goal)
 Jan. 19, 2006 4-3 win at Ottawa (SO) (C. Kunitz-SO winner)

Penalty Shots

Alexandre Daigle vs. Guy Hebert - Dec. 30, 1996 at Ottawa (no goal)

ALL-TIME SERIES SUMMARY

Season	Series Results	GF	GA	SF	SA	Power Play	Penalty Killing
1993-94	1-1-0 (1-0-0 in ANA)	6 (3.0)	5 (2.5)	47 (23.5)	56 (28.0)	1-8 (12.5)	8-8 (100)
1994-95	Did not play - NHL work stoppage						
1995-96	2-0-0 (1-0-0 in ANA)	7 (3.5)	4 (2.0)	49 (24.5)	54 (27.0)	1-11 (09.0)	7-9 (77.7)
1996-97	2-0-0 (1-0-0 in ANA)	8 (4.0)	4 (2.0)	44 (22.0)	68 (34.0)	1-6 (16.7)	7-8 (87.5)
1997-98	1-0-1 (0-0-1in ANA)	6 (3.0)	3 (1.5)	42 (21.0)	77 (38.5)	3-8 (37.5)	11-12 (91.7)
1998-99	0-0-2 (0-0-1 in ANA)	4 (2.0)	4 (2.0)	37 (18.5)	82 (41.0)	0-4 (00.0)	8-9 (88.9)
1999-00	0-2-0-0 (0-1-0 in ANA)	2 (1.0)	6 (3.0)	53 (26.5)	65 (32.5)	2-5 (40.0)	2-5 (40.0)
2000-01	0-1-0-0 (0-0-0-0 in ANA)	1 (1.0)	4 (4.0)	31 (31.0)	31 (31.0)	0-4 (00.0)	5-5 (100)
2001-02	0-1-0-0 (0-1-0-0 in ANA)	2 (2.0)	4 (4.0)	18 (18.0)	19 (19.0)	0-4 (00.0)	3-5 (60.0)
2002-03	1-1-0-0 (1-0-0-0 in ANA)	4 (2.0)	5 (2.5)	52 (26.0)	53 (26.5)	1-7 (14.3)	6-7 (85.7)
2003-04	0-1-0-0 (0-1-0-0 in ANA)	0 (0.0)	3 (3.0)	27 (27.0)	27 (27.0)	0-3 (00.0)	3-3 (100)
2005-06	1-0-0-0 (0-0-0 in ANA)	4 (4.0)	3 (3.0)	39 (39.0)	33 (33.0)	1-4 (25.0)	3-4 (75.0)
2006-07	Did not play						
2007-08	1-0-0 (1-0-0 in ANA)	3 (3.0)	1 (1.0)	31 (31.0)	25 (25.0)	2-6 (33.3)	4-4 (100)
2008-09	1-0-0 (0-0-0 in ANA)	4 (4.0)	3 (3.0)	32 (32.0)	30 (30.0)	1-3 (33.3)	5-7 (71.4)
Totals	10-7-3 (5-3-2 in ANA)	51 (2.6)	49 (2.5)	502 (25.1)	620 (31.0)	13-73 (17.8)	72-86 (83.7)

ALL-TIME SERIES FAST FACTS

	Overall	@ Anaheim	@ Ottawa
All-Time Series:	10-7-3	5-3-2	5-4-1
Current Streak:	Three Anaheim wins	One Anaheim win	Two Anaheim wins
Last Win by Anaheim:	Oct. 24, 2008 (4-3)	Mar. 3, 2008 (3-1)	Oct. 24, 2008 (4-3)
Last Win by Ottawa:	Oct. 17, 2003 (3-0)	Oct. 17, 2003 (3-0)	Jan. 16, 2003 (3-1)
Last 10 games:	4-6-0	5-3-2	5-4-1
Overtime Record:	2-0-3	0-0-2	2-0-1
Longest Winning Streak:	Five games Mar. 13, 1994-Mar. 5, 1997	Three games Mar. 13, 1994-Mar. 5, 1997	Three games Nov. 11, 1995-Mar. 22, 1998
Longest Losing Streak:	Five games Nov. 13, 1999-Jan. 16, 2003	Two games Jan. 12, 2000-Jan. 29, 2003	Three games Nov. 13, 1999-Jan. 16, 2003
Last Shutout by Anaheim:	None	None	None
Last Shutout by Ottawa:	Oct. 17, 2003 (3-0)	Oct. 17, 2003 (3-0)	None
Biggest Anaheim win:	Mar. 13, 1994 (5-1)	Mar. 13, 1994 (5-1)	Mar. 22, 1998 (5-2)
Biggest Ottawa win:	Three wins by three goals	Oct. 17, 2003 (3-0)	Two wins by three goals





JOHN STEVENS



MIKE RICHARDS

Wachovia Center
3601 South Broad Street
Philadelphia, PA 19148
TEL: (215) 465-4500
FAX: (215) 389-9403
philadelphiaflyers.com



Founded: 1967-68
Home Ice: Wachovia Center (19,537, 1996)
Stanley Cup Titles: Two (1973-74 and 1974-75)
Television: Comcast SportsNet & The CW Philly 57 (WPSG-TV)
Radio: WIP (610 AM)
Colors: Orange, Black and White

Directory

General Manager Paul Holmgren
Head Coach John Stevens
Assistant Coach Craig Berube
Assistant Coach Jack McIlhargey
Assistant Coach Joe Mullen
Goaltending Coach Jeff Reese
Senior Director, Communications Zack Hill

2008-09 FLYERS LEADERS

Goals Jeff Carter 46
Assists Mike Richards 50
Points Carter 84
Shots Carter 342
GAA Martin Biron, Antero Niittymaki 2.76
Wins Biron 29
Losses Biron 19
Shutouts Biron 2
Save % Biron 915

2008-09 Record: 44-27-11, 99 points, 3rd in the Atlantic Division; 5th in the Eastern Conference
2009 Playoffs: Lost to Pittsburgh, 4-2
Anaheim's All-Time Leading Scorer vs. Philadelphia: Teemu Selanne, 7-5=12 points in 10 games
Philadelphia's All-Time Leading Scorer vs. Anaheim: John LeClair, 12-8=20 points in 12 games; Eric Lindros, 8-12=20 points in nine games
Last Trade Between Anaheim and Philadelphia: Anaheim acquired RW Joffrey Lupul, D Luca Sbisa, a first-round selection in the 2009 NHL Entry Draft, a first-round selection in the 2010 NHL Entry Draft and a conditional 2010 pick with exchange for Chris Pronger (June 26, 2009)

2008-09 SERIES SUMMARY: 0-0-1

At Anaheim Jan. 2, 2008 Philadelphia-5 Anaheim-4 (SO) Goaltenders Giguere/Biron GW Goal M. Richards Attn. 17,597

TOTALS	Scoring by Period						Shots by Period					Power Plays	Penalties/ Minutes	Goalie (Saves - Shots)
	1	2	3	OT	SO	F	1	2	3	OT	Tot.			
ANAHEIM	1	3	0	0	0	4	9	11	6	1	27	2-4	8-24	Giguere (28-32)
Philadelphia	1	3	0	0	1	5	11	10	7	4	32	1-6	7-20	Biron (23-27)

ALL-TIME SERIES NOTES

Hat Tricks

Paul Kariya - Feb. 6, 2002 at Anaheim (3-0-3)
 Mike Knuble - Feb. 2, 2008 at Philadelphia (3-0-3)

Penalty Shots

None

Overtime Games

Mar. 27, 1994	3-2 win at Philadelphia	(G. Valk-GW goal)
Jan. 9, 1996	2-2 tie at Philadelphia	(J. LeClair-GT goal)
Oct. 15, 1997	2-2 tie at Anaheim	(T. Sandstrom-GT goal)
Mar. 19, 1998	3-3 tie at Philadelphia	(F. Banham-GT goal)
Nov. 3, 1999	3-3 tie at Anaheim	(J. Leclair-GT goal)
Feb. 3, 2000	3-3 tie at Philadelphia	(E. Lindros-GT goal)
Oct. 22, 2003	4-3 win at Anaheim	(R. Neidermayer-GW goal)
Jan. 2, 2009	5-4 loss at Anaheim (SO)	(M. Richards-SO winner)

ALL-TIME SERIES SUMMARY

Season	Series Results	GF	GA	SF	SA	Power Play	Penalty Killing
1993-94	2-0-0 (1-0-0 in ANA)	9 (4.5)	5 (2.5)	61 (30.5)	60 (30.0)	0-11 (00.0)	5-8 (62.5)
1994-95	Did not play - NHL work stoppage						
1995-96	0-1-1 (0-1-0 in ANA)	4 (2.0)	6 (3.0)	40 (20.0)	66 (33.0)	1-10 (10.0)	9-11 (81.8)
1996-97	0-2-0 (0-1-0 in ANA)	3 (1.5)	7 (3.5)	39 (19.5)	67 (33.5)	1-5 (20.0)	4-6 (66.7)
1997-98	0-0-2 (0-0-1 in ANA)	5 (2.5)	5 (2.5)	55 (27.5)	62 (31.0)	1-9 (11.1)	6-8 (75.0)
1998-99	1-1-0 (1-0-0 in ANA)	6 (3.0)	8 (4.0)	46 (23.0)	64 (32.0)	4-13 (30.8)	11-16 (68.8)
1999-00	0-0-2-0 (0-0-1-0 in ANA)	6 (3.0)	6 (3.0)	52 (26.0)	81 (40.5)	2-6 (33.3)	5-8 (62.5)
2000-01	1-0-0-0 (0-0-0-0 in ANA)	4 (4.0)	3 (3.0)	31 (31.0)	31 (31.0)	0-4 (00.0)	5-5 (100)
2001-02	1-1-0-0 (1-0-0-0 in ANA)	6 (3.0)	6 (3.0)	47 (23.5)	55 (27.5)	1-6 (00.0)	6-7 (100)
2002-03	0-1-0-0 (0-1-0-0 in ANA)	0 (0.0)	1 (1.0)	28 (28.0)	25 (25.0)	0-7 (00.0)	4-5 (80.0)
2003-04	1-0-0-0 (1-0-0-0 in ANA)	4 (4.0)	3 (3.0)	29 (29.0)	34 (34.0)	1-8 (12.5)	4-4 (100)
2005-06	Did not play						
2006-07	0-1-0 (0-1-0 in ANA)	4 (4.0)	7 (7.0)	41 (41.0)	16 (16.0)	2-6 (33.3)	2-5 (40.0)
2007-08	0-1-0 (0-0-0 in ANA)	0 (0.0)	3 (3.0)	27 (27.0)	25 (25.0)	0-3 (00.0)	2-3 (66.7)
2008-09	0-0-1 (0-0-1 in ANA)	4 (4.0)	4 (4.0)	27 (27.0)	32 (32.0)	2-4 (50.0)	5-6 (83.3)
Totals	6-8-6 (4-4-3 in ANA)	55 (2.8)	64 (3.2)	523 (26.2)	618 (30.9)	15-92 (16.3)	68-92 (73.9)

ALL-TIME SERIES FAST FACTS

	Overall	@ Anaheim	@ Philadelphia
All-Time Series:	6-8-6	4-4-3	2-4-3
Current Streak:	Three Philadelphia wins	Two Philadelphia wins	Two Philadelphia wins
Last Win by Anaheim:	Oct. 22, 2003 (4-3 OT)	Oct. 22, 2003 (4-3 OT)	Oct. 21, 2000 (4-3)
Last Win by Philadelphia:	Jan. 2, 2009 (5-4 SO)	Jan. 2, 2009 (5-4 SO)	Feb. 2, 2008 (3-0)
Last 10 games:	3-4-3	3-4-3	2-4-3
Overtime Record:	2-0-6	1-0-3	1-0-3
Longest Winning Streak:	Two games	One game, four times	One game, two times
	Feb. 16, 1994-Mar. 27, 1994	Last: Oct. 22, 2003	Last: Oct. 21, 2000
Longest Losing Streak:	Three games	Two games, two times	Two games
	Last: Nov. 15, 2006-present	Last: Nov. 15, 2006-present	Mar. 21, 2002-present
Last Shutout by Anaheim:	None	None	None
Last Shutout by Philadelphia:	Feb. 2, 2008 (3-0)	Jan. 3, 2003 (1-0)	Feb. 2, 2008 (3-0)
Biggest Anaheim win:	Feb. 16, 1994 (6-3)	Feb. 16, 1994 (6-3)	Two wins by one goal
Biggest Philadelphia win:	Four wins by three goals	Nov. 15, 2006 (7-4)	Three wins by three goals





WAYNE GRETZKY



SHANE DOAN

Jobing.com Arena
 9400 West Maryland Ave.
 Glendale, AZ 85305
 TEL: (623) 772-3200
 FAX: (623) 872-2000
 phoenixcoyotes.com



Founded: 1979-80 (Relocated from Winnipeg in 1996)
 Home Ice: Jobing.com Arena (17,125, 2003)
 Stanley Cup Titles: None
 Television: FSN Arizona & KAZT-TV (Ch. 27)
 Radio: XTRA Sports (910 AM)
 Colors: Brick Red, Desert Sand, Black and White

Directory

General Manager Don Maloney
 Head Coach Wayne Gretzky
 Associate Coach Ulf Samuelsson
 Assistant Coach Doug Sulliman
 Goaltending Coach Grant Fuhr
 Director of Media Relations Sergey Kocharov

2008-09 COYOTES LEADERS

Goals	Shane Doan	31
Assists	Doan	42
Points	Doan	73
Shots	Doan	230
GAA	Ilya Bryzgalov	2.98
Wins	Bryzgalov	26
Losses	Bryzgalov	31
Shutouts	Bryzgalov	3
Save %	Bryzgalov	.906

2008-09 Record: 36-39-7, 79 points, 4th in the Pacific Division; 13th in the Western Conference
2009 Playoffs: Did not qualify
Anaheim's All-Time Leading Scorer vs. Phoenix: Teemu Selanne, 26-34=60 points in 48 games
Phoenix's All-Time Leading Scorer vs. Anaheim: Shane Doan, 23-22=45 points in 70 games
Last Trade Between Anaheim and Phoenix: Anaheim acquired D Logan Stephenson from Phoenix in exchange for LW Joakim Lindstrom (Dec. 3, 2009)

2008-09 SERIES SUMMARY: 4-1-1

At Anaheim			Goaltenders		GW Goal	Attn.
Oct. 12, 2008	Phoenix-4	Anaheim-2	Giguere/Bryzgalov	K. Turris	17,174	
Jan. 4, 2009	Phoenix-0	Anaheim-2	Hiller/Bryzgalov	C. Pronger	16,878	
Mar. 22, 2009	Phoenix-2	Anaheim-6	Hiller/Bryzgalov	C. Perry	17,215	
At Phoenix			Goaltenders		GW Goal	Attn.
Jan. 27, 2009	Anaheim-7	Phoenix-3	Hiller/Bryzgalov	R. Niedermayer	15,383	
Mar. 19, 2009	Anaheim-3	Phoenix-2 (SO)	Hiller/Bryzgalov	B. Ryan	12,739	
Apr. 11, 2009	Anaheim-4	Phoenix-5 (SO)	Hiller (Giguere)/Bryzgalov	V. Tikhonov	16,438	

TOTALS	Scoring by Period						Shots by Period					Power Plays	Penalties/ Minutes	Goalie (Saves - Shots)
	1	2	3	OT	SO	F	1	2	3	OT	Tot.			
ANAHEIM	4	9	10	0	1	24	63	74	51	10	198	10-20	40-113	Hiller (124-135), Giguere (29-33)
Phoenix	4	9	2	0	1	16	45	58	60	5	168	4-29	36-87	Bryzgalov (175-198)

ALL-TIME SERIES NOTES

Hat Tricks

Paul Kariya - Jan. 23, 1997 at Phoenix (3-0-3)
 Keith Tkachuk - Apr. 3, 1998 at Phoenix (3-2-5)
 Teemu Selanne - Feb. 1, 2001 at Phoenix (3-0-3)
 Chris Kunitz - Nov. 19, 2006 at Anaheim (3-1-4)
 Peter Mueller - Nov. 7, 2007 at Anaheim (3-0-3)

Overtime Games

Oct. 25, 1998 2-2 tie at Anaheim (S. Rucchin-GT goal)
 Jan. 21, 1999 3-3 tie at Phoenix (T. Numminen-GT goal)
 Mar. 26, 2000 4-3 win at Anaheim (O. Tverdoevsky-GW goal)
 Nov. 1, 2000 1-1 tie at Anaheim (O. Tverdoevsky-GT goal)
 Oct. 24, 2001 3-2 win at Phoenix (M. Leclerc-GW goal)
 Mar. 28, 2002 2-1 win at Phoenix (G. Titov-GW goal)
 Nov. 27, 2002 2-2 tie at Anaheim (D. Briere-GT goal)
 Nov. 8, 2003 4-3 loss at Phoenix (R. Suchy-GW goal)
 Nov. 9, 2003 2-1 win at Anaheim (P. Sykora-GW goal)
 Feb. 23, 2004 1-1 tie at Phoenix (D. Langkow-GT goal)

Penalty Shots

Andy McDonald vs. Curtis Joseph - Nov. 2, 2006 at Anaheim (goal)

Mar. 16, 2004 3-2 win at Phoenix (S. Fedorov-GW goal)
 Nov. 12, 2005 2-1 loss at Phoenix (Z. Michalek-GW goal)
 Feb. 15, 2007 5-4 win at Phoenix (T. Selanne-GW goal)
 Nov. 7, 2007 6-5 loss at Anaheim (S. Doan-GW goal)
 Nov. 23, 2007 4-3 loss at Anaheim (SO) (S. Doan-SO winner)
 Jan. 5, 2008 3-2 loss at Phoenix (SO) (P. Mueller-SO winner)
 Mar. 11, 2008 3-2 loss at Phoenix (SO) (R. Vrbata-SO winner)
 Apr. 6, 2008 3-2 win at Anaheim (SO) (R. Getzlaf-SO winner)
 Mar. 19, 2009 3-2 win at Phoenix (SO) (B. Ryan-SO winner)
 Apr. 11, 2009 5-4 loss at Anaheim (SO) (V. Tikhonov-SO winner)

ALL-TIME SERIES SUMMARY

Season	Series Results	GF	GA	SF	SA	Power Play	Penalty Killing
1993-94	4-0-0 (2-0-0 in ANA)	17 (4.3)	9 (2.3)	102 (25.5)	129 (32.3)	3-21 (14.3)	17-22 (77.3)
1994-95	3-1-0 (2-0-0 in ANA)	12 (3.0)	10 (2.5)	111 (27.8)	139 (34.8)	1-13 (07.7)	15-20 (75.0)
1995-96	3-1-0 (2-0-0 in ANA)	20 (5.0)	12 (3.0)	137 (34.3)	141 (35.3)	5-23 (21.7)	21-23 (91.3)
1996-97	1-3-0 (1-1-0 in ANA)	10 (2.5)	14 (3.5)	119 (29.8)	119 (29.8)	2-17 (11.8)	13-17 (76.5)
1997-98	1-3-0 (0-2-0 in ANA)	10 (2.5)	20 (5.0)	109 (27.2)	126 (31.5)	7-31 (22.6)	12-21 (57.1)
1998-99	3-1-2 (2-0-1 in ANA)	17 (2.8)	8 (1.3)	174 (29.0)	202 (33.7)	2-31 (06.5)	27-28 (96.4)
1999-00	2-4-0-0 (1-2-0-0 in ANA)	10 (1.7)	23 (3.8)	194 (32.3)	171 (28.5)	2-25 (08.0)	14-16 (87.5)
2000-01	2-2-1-0 (0-2-1-0 in ANA)	16 (3.2)	14 (2.8)	143 (28.6)	128 (25.6)	4-34 (11.8)	21-21 (81.0)
2001-02	4-1-0-0 (1-1-0-0 in ANA)	13 (2.6)	8 (1.6)	140 (28.0)	126 (25.2)	2-14 (11.8)	17-19 (81.0)
2002-03	2-2-1-0 (2-0-1-0 in ANA)	12 (2.4)	11(2.2)	159 (31.8)	137 (27.4)	4-27 (14.8)	14-16 (87.5)
2003-04	3-1-1-1 (2-1-0-0 in ANA)	14 (2.3)	13 (2.2)	183 (30.5)	182 (30.3)	5-33 (15.2)	28-32 (87.5)
2005-06	7-0-1 (4-0-0 in ANA)	32 (4.0)	16 (2.0)	262 (32.8)	203 (25.4)	11-47 (23.4)	47-51 (92.2)
2006-07	6-2-0 (4-0-0 in ANA)	24 (3.0)	17 (2.1)	248 (31.0)	219 (27.4)	12-36 (33.3)	32-36 (88.8)
2007-08	3-1-4 (1-1-2 in ANA)	22 (2.8)	22 (2.8)	248 (31.0)	258 (32.3)	6-33 (18.2)	29-37 (78.4)
2008-09	4-1-1 (2-1-0 in ANA)	23 (3.8)	15 (2.5)	198 (33.0)	168 (28.0)	10-20 (50.0)	25-29 (86.2)
Totals	48-23-12 (25-12-4 in ANA)	252 (3.1)	212 (2.6)	2539 (31.0)	2448 (29.9)	76-405 (18.8)	328-388 (84.5)


ALL-TIME SERIES FAST FACTS

	Overall	@ Anaheim	@ Phoenix/Winnipeg
All-Time Series:	48-23-12	26-11-5	22-12-7
Current Streak:	One Phoenix win	Two Anaheim wins	One Phoenix win
Last Win by Anaheim:	Mar. 22, 2009 (6-2)	Mar. 22, 2009 (6-2)	Mar. 19, 2009 (3-2 SO)
Last Win by Phoenix:	Apr. 11, 2009 (5-4)	Oct. 12, 2008 (4-2)	Apr. 11, 2009 (5-4)
Last 10 games:	6-1-3	6-2-2	5-2-3
Overtime Record:	6-3-10	3-1-5	3-2-5
Longest Winning Streak:	Six games	10 games	Five games
	Nov. 24, 1993-Jan. 27, 1995	Nov. 9, 2003-Mar. 7, 2007	Nov. 18, 2000-Mar. 28, 2002
Longest Losing Streak:	Four games, two times	Three games	Three games
	Last: Nov. 7, 2007-Mar. 11, 2008	Oct. 25, 2007- Nov. 23, 2007 Feb. 28, 2003-Nov. 8, 2003	Nov. 23, 2001 (4-0)
Last Shutout by Anaheim:	Jan. 4, 2009 (2-0)	Jan. 4, 2009 (2-0)	Dec. 23, 2006 (2-0)
Last Shutout by Phoenix:	Oct. 25, 2007 (1-0)	Oct. 25, 2007 (1-0)	
Biggest Anaheim win:	Nov. 30, 2005 (6-1)	Nov. 30, 2005 (6-1)	Four wins by four goals
Biggest Phoenix win:	Nov. 22, 1999 (8-2)	Nov. 22, 1999 (8-2)	Two wins by three goals





DAN BYLSMA



SIDNEY CROSBY

Mellon Arena
66 Mario Lemieux Place
Pittsburgh, PA 15219
TEL: (412) 642-1300
FAX: (412) 642-1859
pittsburghpenguins.com



Founded: 1967-68
Home Ice: Mellon Arena (16,940, 1961)
Stanley Cup Titles: Three (1990-91, 1991-92, 2008-09)
Television: FSN Pittsburgh
Radio: The X (105.9 FM)
Colors: Black, Gold and White

Directory

Executive Vice President/General Manager Ray Shero
Head Coach Dan Bylsma
Assistant Coach Tom Fitzgerald
Assistant Coach Mike Yeo
Assistant Coach Tony Granato
Goaltending Coach Gilles Meloche
Senior Director of Team Services and Communications .. Frank Buonomo

2008-09 PENGUINS LEADERS

Goals Evgeni Malkin 35	2008-09 Record: 45-28-9, 99 points, 2nd in the Atlantic Division; 4th in the Eastern Conference
Assists Malkin 78	2009 Playoffs: Beat Philadelphia, 4-2; Beat Washington, 4-3; Beat Carolina, 4-0; Beat Detroit, 4-3
Points Malkin 113	Anaheim's All-Time Leading Scorer vs. Pittsburgh: Teemu Selanne, 5-15=20 points in 10 games
Shots Malkin 290	Pittsburgh's All-Time Leading Scorer vs. Anaheim: Jaromir Jagr, 11-11=22 points in 13 games
GAA Marc-Andre Fleury 2.67	Last Trade Between Anaheim and Pittsburgh: Anaheim acquired D Ryan Whitney from Pittsburgh in exchange for LWs Chris Kunitz and Eric Tangradi (Feb. 26, 2009)
Wins Fleury 35	
Losses Fleury 18	
Shutouts Fleury 4	
Save % Fleury912	

2008-09 SERIES SUMMARY: 0-1-0

At Pittsburgh		Goaltenders		GW Goal	Attn.								
Jan. 16, 2009	Anaheim-1	Pittsburgh-3	Giguere/Fleury	M. Cooke	17,005								
TOTALS	Scoring by Period				Shots by Period	Power	Penalties/	Goalie					
Opp.	1	2	3	OT	F	1	2	3	OT	Tot.	Plays	Minutes	(Saves - Shots)
ANAHEIM	0	1	0	-	1	9	7	6	-	22	1-4	5-13	Giguere (21-24)
Pittsburgh	1	1	1	-	3	5	10	9	-	24	0-3	6-15	Fleury (21-22)

ALL-TIME SERIES NOTES

Hat Tricks

None

Penalty Shots

Teemu Selanne vs. J.S. Aubin - Oct. 27, 1999 at Anaheim (no goal)

Overtime Games

Feb. 24, 1994	2-2 tie at Pittsburgh	(J. Sacco-GT goal)
Dec. 1, 1998	4-4 tie at Pittsburgh	(M. Straka-GT goal)
Oct. 27, 1999	2-1 win at Anaheim	(T. Selanne-GW goal)
Nov. 6, 2007	3-2 win at Anaheim	(T. Selanne-GW goal)

ALL-TIME SERIES SUMMARY

Season	Series Results	GF	GA	SF	SA	Power Play	Penalty Killing
1993-94	0-1-1 (0-1-0 in ANA)	6 (3.0)	7 (3.5)	71 (35.5)	61 (30.5)	2-7 (28.6)	7-9 (77.7)
1994-95	Did not play - NHL work stoppage						
1995-96	1-1-0 (1-0-0 in ANA)	8 (4.0)	8 (4.0)	56 (28.0)	74 (37.0)	1-11 (09.0)	8-12 (66.6)
1996-97	0-2-0 (0-1-0 in ANA)	6 (3.0)	12 (6.0)	58 (29.0)	56 (28.0)	2-7 (28.6)	8-11 (72.7)
1997-98	0-2-0 (0-1-0 in ANA)	2 (1.0)	8 (4.0)	55 (27.5)	40 (20.0)	1-12 (08.3)	8-9 (88.9)
1998-99	1-0-1 (1-0-0 in ANA)	9 (4.5)	7 (3.5)	64 (32.0)	83 (41.5)	4-9 (44.4)	9-11 (81.8)
1999-00	2-0-0-0 (1-0-0-0 in ANA)	9 (4.5)	2 (1.0)	67 (33.5)	45 (22.5)	3-11 (27.3)	7-7 (100)
2000-01	0-1-0-0 (0-0-0-0 in ANA)	2 (2.0)	3 (3.0)	25 (25.0)	27 (27.0)	0-3 (00.0)	3-4 (75.0)
2001-02	2-0-0-0 (1-0-0-0 in ANA)	8 (4.0)	4 (2.0)	48 (24.0)	74 (37.0)	2-9 (00.0)	7-8 (75.0)
2002-03	1-0-0-0 (1-0-0-0 in ANA)	5 (5.0)	0 (0.0)	47 (47.0)	19 (19.0)	1-5 (20.0)	3-3 (100.0)
2003-04	0-1-0-0 (0-0-0-0 in ANA)	1 (1.0)	2 (2.0)	27 (27.0)	28 (28.0)	0-3 (00.0)	2-3 (66.6)
2005-06	Did not play						
2006-07	1-0-0 (1-0-0 in ANA)	3 (3.0)	2 (2.0)	40 (40.0)	17 (17.0)	2-9 (22.2)	2-2 (100.0)
2007-08	0-1-0 (0-0-0 in ANA)	4 (4.0)	5 (5.0)	23 (23.0)	29 (29.0)	1-5 (20.0)	4-5 (80.0)
2008-09	0-1-0 (0-0-0 in ANA)	1(1.0)	3 (3.0)	22 (22.0)	24 (24.0)	1-4 (25.0)	3-3 (100.0)
Totals	8-10-2 (6-3-0 in ANA)	64 (3.2)	63 (3.2)	603 (30.2)	577 (28.9)	20-95 (21.1)	71-87 (81.6)

ALL-TIME SERIES FAST FACTS

	Overall	@ Anaheim	@ Pittsburgh
All-Time Series:	8-10-2	6-3-0	2-7-2
Current Streak:	Two Pittsburgh wins	Five Anaheim wins	Three Pittsburgh wins
Last Win by Anaheim:	Nov. 6, 2006 (3-2 OT)	Nov. 6, 2006 (3-2 OT)	Oct. 6, 2001 (4-2)
Last Win by Pittsburgh:	Jan. 16, 2009 (3-1)	Dec. 6, 1997 (5-2)	Jan. 16, 2009 (3-1)
Last 10 games:	6-4-0	6-3-0	2-7-1
Overtime Record:	2-0-2	2-0-0	0-0-2
Longest Winning Streak:	Three games, two times Last: Oct. 27, 1999-Dec. 15, 2002	Four games Jan. 18, 1999-present	One game, two times Last: Oct. 6, 2001
Longest Losing Streak:	Four games Dec. 7, 1996-Dec. 10, 1997	Two games Dec. 11, 1996-Dec. 10, 1997	Three games, two times Last: Mar. 6, 2004-present
Last Shutout by Anaheim:	Dec. 15, 2002 (5-0)	Dec. 15, 2002 (5-0)	None
Last Shutout by Pittsburgh:	Dec. 10, 1997 (3-0)	None	Dec. 10, 1997 (3-0)
Biggest Anaheim win:	Jan. 29, 2000 (7-1)	Dec. 15, 2002 (5-0)	Jan. 29, 2000 (7-1)
Biggest Pittsburgh win:	Dec. 11, 1996 (7-3)	Two wins by three goals	Dec. 11, 1996 (7-3)





TODD MCLELLAN



DAN BOYLE

HP Pavilion at San Jose
525 West Santa Clara Street
San Jose, CA 95113
TEL: (408) 287-7070
FAX: (408) 999-5797
sjsharks.com



Founded: 1991-92
Home Ice: HP Pavilion at San Jose (17,562, 1993)
Stanley Cup Titles: None
Television: Comcast SportsNet California
Radio: KFOX (98.5 FM)
Colors: Deep Pacific Teal, Burnt Orange and Black

Directory

Executive Vice President & General Manager..... Doug Wilson
Head Coach..... Todd McLellan
Assistant Coach..... Trent Yawney
Assistant Coach..... Matt Shaw
Assistant Coach..... Jay Woodcroft
Goaltending Coach..... Corey Schwab
Director of Media Relations..... Scott Emmert

2008-09 SHARKS LEADERS

Goals.....	Patrick Marleau.....	38
Assists.....	Joe Thornton.....	61
Points.....	Thornton.....	86
Shots.....	Joe Pavelski.....	266
GAA.....	Evgeni Nabokov.....	2.44
Wins.....	Nabokov.....	41
Losses.....	Nabokov.....	12
Shutouts.....	Nabokov.....	7
Save %.....	Nabokov.....	910

2008-09 Record: 53-18-11, 117 points, 1st in the Pacific Division; 1st in the Western Conference
2009 Playoffs: Lost to Anaheim, 4-2
Anaheim's All-Time Leading Scorer vs. San Jose: Teemu Selanne, 32-27=59 points in 51 games
San Jose's All-Time Leading Scorer vs. Anaheim: Owen Nolan, 19-20=39 points in 38 games
Last Trade Between Anaheim and San Jose: Anaheim acquired C Nick Bonino, G Timo Pielmeier and a conditional fourth-round selection in the 2009 NHL Entry Draft from San Jose in exchange for LW Travis Moen and D Kent Huskins (Mar. 4, 2009)

2008-09 SERIES SUMMARY: 2-4-0

At Anaheim			Goaltenders	GW Goal	Attn.
Oct. 17, 2008	San Jose-0	Anaheim-4	Giguere/Nabokov	F. Beauchemin	17,174
Mar. 15, 2009	San Jose-1	Anaheim-0	Hiller/Nabokov	T. Moen	17,511
Apr. 5, 2009	San Jose-3	Anaheim-2	Hiller/Boucher	J. Cheechoo	17,398

At San Jose			Goaltenders	GW Goal	Attn.
Oct. 9, 2008	Anaheim-1	San Jose-4	Giguere/Nabokov	J. Cheechoo	17,496
Dec. 11, 2008	Anaheim-0	San Jose-2	Hiller/Nabokov	P. Marleau	17,496
Apr. 4, 2009	Anaheim-5	San Jose-2	Hiller/Nabokov	M. Brown	17,496

TOTALS	Scoring by Period					Shots by Period					Power Plays	Penalties/ Minutes	Goalie (Saves - Shots)
	Opp.	1	2	3	OT F	1	2	3	OT Tot.				
ANAHEIM	4	4	4	-	12	47	49	67	-	163	3-21	49-145	Hiller (105-113), Giguere (75-79)
San Jose	2	7	3	-	12	55	79	58	-	192	5-31	34-110	Nabokov (132-142), Boucher (19-21)

ALL-TIME SERIES NOTES

Hat Tricks

Owen Nolan - Dec. 19, 1995 at Anaheim (4-1=5)
 Teemu Selanne - Feb. 25, 1996 at Anaheim (3-1=4)
 Teemu Selanne - Nov. 11, 1996 at Anaheim (3-0=3)
 Teemu Selanne - Nov. 10, 1996 at Anaheim (3-0=3)
 Paul Kariya - Mar. 29, 2001 at San Jose (3-0=3)
 Teemu Selanne - Mar. 29, 2001 at San Jose (3-0=3)
 Jonathan Cheechoo - Dec. 20, 2005 at San Jose (3-0=3)
 Jonathan Cheechoo - Feb. 1, 2006 at Anaheim (3-0=3)
 Jonathan Cheechoo - Apr. 15, 2006 at San Jose (3-2=5)

Overtime Games

Oct. 31, 1993 2-1 loss at Anaheim (T. Penderson-GW goal)
 Apr. 2, 1997 5-5 tie at San Jose (M. McSorley-GT goal)
 Nov. 6, 1998 2-2 tie at Anaheim (D. Lowry-GT goal)
 Apr. 17, 1999 3-3 tie at San Jose (O. Nolan-GT goal)
 Feb. 18, 2000 4-4 tie at Anaheim (N. Sundstrom-GT goal)
 Nov. 30, 2000 3-2 loss at San Jose (S. Hannan-GW goal)
 Mar. 13, 2003 3-2 win at Anaheim (S. Thomas-GW goal)
 Mar. 22, 2003 3-2 win at San Jose (N. Havelid-GW goal)
 Nov. 4, 2005 1-0 loss at Anaheim (M. Goc-GW goal)

Penalty Shots

Jonathan Cheechoo vs. J.S. Giguere - Dec. 20, 2005 at San Jose (goal)
 Milan Michalek vs. J.S. Giguere - Dec. 16, 2007 at Anaheim (no goal)
 Todd Bertuzzi vs. Evgeni Nabokov - Dec. 22, 2007 at San Jose (no goal)

Mar. 7, 2006 5-4 win at Anaheim (S. Ozolins-GW goal)
 Apr. 4, 2007 3-2 loss at Anaheim (SO) (R. Clowe-SO winner)
 Nov. 9, 2007 3-2 win at Anaheim (SO) (A. McDonald-SO winner)
 Nov. 17, 2007 2-1 win at San Jose (SO) (C. Perry-SO winner)
 Dec. 16, 2007 2-1 loss at Anaheim (SO) (J. Thornton-SO winner)
 Jan. 13, 2008 4-3 win at Anaheim (F. Beauchemin-GW goal)

ALL-TIME SERIES SUMMARY

Season	Series Results	GF	GA	SF	SA	Power Play	Penalty Killing
1993-94	0-6-0 (0-3-0 in ANA)	9 (1.5)	22 (3.6)	155 (25.8)	137 (22.8)	3-22 (13.6)	24-28 (85.7)
1994-95	4-1-0 (2-1-0 in ANA)	22 (4.4)	15 (3.0)	154 (30.8)	120 (24.0)	3-20 (15.0)	17-20 (85.0)
1995-96	4-1-0 (2-1-0 in ANA)	21 (4.2)	17 (3.4)	152 (30.4)	180 (36.0)	5-22 (22.7)	22-28 (78.6)
1996-97	3-1-1 (1-1-0 in ANA)	17 (3.4)	15 (3.0)	147 (29.4)	154 (30.8)	5-31 (16.1)	20-22 (90.9)
1997-98	0-6-0 (0-3-0 in ANA)	12 (2.0)	25 (4.1)	145 (24.1)	175 (29.1)	2-28 (07.1)	21-30 (70.0)
1998-99	3-1-2 (1-1-1 in ANA)	15 (2.5)	12 (2.0)	189 (31.5)	174 (29.0)	10-38 (26.3)	31-34 (91.2)
1999-00	4-1-1-0 (2-0-1-0 in ANA)	21 (3.5)	15 (2.5)	187 (31.2)	156 (26.0)	7-30 (23.3)	17-22 (77.3)
2000-01	1-3-0-1 (1-1-0-0 in ANA)	9 (1.8)	17 (3.4)	119 (23.8)	148 (29.6)	6-23 (26.1)	22-25 (88.0)
2001-02	1-4-0-0 (0-3-0-0 in ANA)	9 (1.8)	17 (3.4)	147 (29.4)	132 (26.4)	3-27 (11.1)	20-22 (90.9)
2002-03	3-2-0-0 (1-1-0-0 in ANA)	14 (2.8)	15 (3.0)	126 (25.2)	133(26.6)	4-20 (20.0)	15-19 (78.9)
2003-04	2-4-0-0 (1-2-0-0 in ANA)	9 (1.5)	12 (2.0)	135 (22.5)	171 (28.5)	2-23 (08.7)	22-24 (91.7)
2005-06	4-3-1 (2-1-1 in ANA)	23 (2.9)	25 (3.1)	246 (30.8)	251 (31.4)	8-49 (16.3)	40-50 (80.0)
2006-07	5-2-1 (2-1-1 in ANA)	29 (3.6)	20 (2.5)	246 (30.8)	244 (30.5)	7-32 (21.9)	32-39 (82.1)
2007-08	5-2-1 (2-1-1 in ANA)	19 (2.4)	15 (1.9)	192 (24.0)	238 (29.8)	3-27 (11.1)	36-41 (87.8)
2008-09	2-4-0 (1-2-0 in ANA)	12 (2.0)	12 (2.0)	163 (27.2)	192 (32.0)	3-21 (14.3)	26-31 (83.9)
Totals	41-41-8 (18-22-5 in ANA)	241 (2.7)	254 (2.8)	2503 (27.8)	2605 (28.9)	71-413 (17.2)	365-435 (83.9)

ALL-TIME SERIES FAST FACTS

	Overall	@ Anaheim	@ San Jose
All-Time Series:	41-41-8	18-22-5	23-19-3
Current Streak:	One San Jose win	One San Jose win	One Anaheim win
Last Win by Anaheim:	Apr. 4, 2009 (5-2)	Oct. 17, 2008 (4-0)	Apr. 4, 2009 (5-2)
Last Win by San Jose:	Apr. 5, 2009 (3-2)	Apr. 5, 2009 (3-2)	Dec. 11, 2008 (2-0)
Last 10 games:	5-4-1	4-4-2	7-3-0
Overtime Record:	6-4-5	4-3-3	2-1-2
Longest Winning Streak:	Five games	Three games	Six games
	Jan. 30, 2003-Dec. 10, 2003	Dec. 21, 2003-Nov. 4, 2005	Dec. 26, 2006-Dec. 22, 2007
Longest Losing Streak:	Six games, two times	Five games	Three games, four times
	Last: Nov. 10, 1997-Apr. 9, 1998	Apr. 8, 2001-Nov. 3, 2002	Last: Mar. 21, 2008-Dec. 11, 2008
Last Shutout by Anaheim:	Oct. 17, 2008 (4-0)	Oct. 17, 2008 (4-0)	Dec. 18, 2007 (2-0)
Last Shutout by San Jose:	Mar. 15, 2009 (1-0)	Mar. 15, 2009 (1-0)	Dec. 11, 2008 (2-0)
Biggest Anaheim win:	Nov. 21, 2006 (5-0)	Nov. 21, 2006 (5-0)	Six wins by three goals
Biggest San Jose win:	Mar. 6, 1994 (6-0)	Mar. 6, 1994 (6-0)	Eight wins by three goals





ANDY MURRAY



ERIC BREWER

Scottrade Center
1401 Clark Avenue
St. Louis, MO 63103
TEL: (314) 622-2500
FAX: (314) 622-2582
stlouisblues.com



Founded: 1967-68
Home Ice: Scottrade Center (19,150, 1994)
Stanley Cup Titles: None
Television: FSN Midwest
Radio: KMOX (1120 AM)
Colors: Navy, Blue, Yellow and White

Directory

Senior Vice President and General Manger Larry Pleau
Head Coach Andy Murray
Assistant Coach Ray Bennett
Assistant Coach Brad Shaw
Goaltending Coach Rick Wamsley
Vice President, Public Relations Mike Caruso

2008-09 BLUES LEADERS

Goals	Brad Boyes	33
Assists	Brad Boyes	39
Points	Boyes	72
Shots	Boyes	220
GAA	Chris Mason	.241
Wins	Mason	27
Losses	Mason	21
Shutouts	Mason	6
Save %	Mason	.916

2008-09 Record: 41-31-10, 92 points, 3rd in the Central Division; 6th in the Western Conference
2009 Playoffs: Lost to Vancouver, 4-0
Anaheim's All-Time Leading Scorer vs. St. Louis: Teemu Selanne, 16-20=36 points in 32 games
St. Louis' All-Time Leading Scorer vs. Anaheim: Al MacInnis 10-20=30 points in 31 games
Last Trade Between Anaheim and St. Louis: Anaheim acquired C Doug Weight, LW Michal Birner and a seventh-round selection in the 2008 NHL Entry Draft in exchange for C Andy McDonald (Dec. 14, 2007)

2008-09 SERIES SUMMARY: 3-0-1

At Anaheim			Goaltenders		GW Goal	Attn.
Nov. 5, 2008	St. Louis-2	Anaheim-5	Hiller/Mason		C. Perry	16,144
Dec. 10, 2008	St. Louis-2	Anaheim-4	Giguere/Legace (Mason)		B. Morrison	16,058
At St. Louis			Goaltenders		GW Goal	Attn.
Nov. 21, 2008	Anaheim-2	St. Louis-3 (OT)	Giguere/Legace		L. Stempniak	19,150
Dec. 28, 2008	Anaheim-4	St. Louis-3	Hiller/Mason		B. Ryan	19,150

TOTALS	Scoring by Period					Shots by Period					Power Plays	Penalties/ Minutes	Goalie (Saves - Shots)
	1	2	3	OT	F	1	2	3	OT	Tot.			
ANAHEIM	3	5	7	0	15	41	46	37	1	125	5-14	33-95	Hiller (57-62), Giguere (51-56)
St. Louis	4	2	3	1	10	36	34	40	3	113	6-21	26-81	Mason (69-79), Legace (36-39)

ALL-TIME SERIES NOTES

Hat Tricks

Teemu Selanne - Mar. 17, 1996 at St. Louis (3-0=3)
 Garry Valk - Mar. 22, 1996 at St. Louis (3-0=3)
 Pavol Demitra - Feb. 12, 2000 at St. Louis (3-0=3)
 Michal Handzus - Dec. 23, 2000 at St. Louis (3-0=3)

Overtime Games

Dec. 12, 1993 2-1 win at Anaheim (J. Skalde-GW goal)
 Mar. 14, 1997 4-4 tie at Anaheim (J. Murphy-GT goal)
 Dec. 27, 1997 5-5 tie at St. Louis (J. Campbell-GT goal)
 Oct. 31, 1998 2-2 tie at St. Louis (A. MacInnis-GT goal)
 Mar. 11, 2000 1-1 tie at St. Louis (F. Olausson-GT goal)
 Mar. 20, 2003 3-2 loss at St. Louis (P. Demitra-GW goal)
 Nov. 4, 2003 2-1 loss at St. Louis (K. Tkachuck-GW goal)

Penalty Shots

None

Mar. 25, 2004 1-1 tie at Anaheim (M. Skoula-GT goal)
 Dec. 31, 2005 5-4 win at St. Louis (SO) (C. Kunitz-SO winner)
 Oct. 30, 2006 6-5 win at St. Louis (SO) (R. Getzlaf-SO winner)
 Mar. 31, 2007 3-2 win at St. Louis (A. McDonald-GW goal)
 Feb. 1, 2008 1-0 loss at St. Louis (SO) (A. McDonald-SO winner)
 Feb. 22, 2008 2-1 win at Anaheim (S. Pahlsson-GW goal)
 Nov. 21, 2008 3-2 loss at St. Louis (L. Stempniak-GW goal)

ALL-TIME SERIES SUMMARY

Season	Series Results	GF	GA	SF	SA	Power Play	Penalty Killing
1993-94	2-2-0 (1-1-0 in ANA)	10 (2.5)	11 (2.8)	154 (38.5)	151 (37.8)	1-17 (05.9)	17-20 (85.0)
1994-95	0-4-0 (0-2-0 in ANA)	10 (2.5)	22 (5.5)	103 (25.8)	131 (32.8)	5-16 (31.3)	8-13 (61.5)
1995-96	3-1-0 (2-0-0 in ANA)	16 (4.0)	6 (1.5)	110 (27.5)	138 (34.5)	6-26 (23.1)	23-26 (88.5)
1996-97	1-2-1 (0-1-1 in ANA)	12 (3.0)	12 (3.0)	94 (23.5)	135 (33.8)	4-13 (30.8)	13-16 (81.3)
1997-98	1-2-1 (0-2-0 in ANA)	12 (3.0)	16 (4.0)	98 (24.5)	104 (26.0)	5-19 (26.3)	14-15 (93.3)
1998-99	1-2-1 (0-2-0 in ANA)	8 (2.0)	11 (2.8)	107 (26.8)	131 (32.8)	2-18 (11.1)	9-12 (75.0)
1999-00	1-2-1-0 (1-1-0-0 in ANA)	9 (2.3)	12 (3.0)	111 (27.8)	126 (31.5)	3-19 (15.8)	9-12 (75.0)
2000-01	0-4-0-0 (0-2-0-0 in ANA)	5 (1.3)	15 (3.8)	90 (22.5)	151 (37.8)	3-25 (12.0)	17-23 (73.9)
2001-02	1-3-0-0 (0-2-0-0 in ANA)	7 (1.8)	9 (2.3)	76 (19.0)	89 (22.3)	1-20 (05.0)	13-13 (100)
2002-03	3-0-0-1 (2-0-0-0 in ANA)	13 (3.3)	10 (2.5)	89 (22.3)	121 (30.3)	7-17 (41.2)	13-16 (81.3)
2003-04	1-1-1-1 (1-0-1-0 in ANA)	8 (2.0)	9 (2.3)	101 (25.3)	116 (29.0)	2-12 (16.7)	6-9 (66.7)
2005-06	3-1-0 (2-0-0 in ANA)	19 (4.8)	14 (3.5)	138 (34.5)	121 (30.3)	5-24 (20.8)	22-29 (75.9)
2006-07	3-1-0 (1-1-0 in ANA)	13 (3.3)	13 (3.3)	126 (31.5)	100 (25.0)	7-19 (36.8)	19-22 (86.4)
2007-08	2-1-1 (2-0-0 in ANA)	9 (2.3)	8 (2.0)	108 (27.0)	110 (27.5)	1-17 (05.9)	11-13 (84.6)
2008-09	3-0-1 (2-0-0 in ANA)	15 (3.8)	10 (2.5)	120 (30.0)	118 (29.5)	5-11 (45.5)	15-21 (71.4)
Totals	25-26-9 (14-14-2 in ANA)	156 (2.6)	185 (3.1)	1625 (27.1)	1842 (30.7)	57-276 (20.7)	209-260 (80.4)

ALL-TIME SERIES FAST FACTS

	Overall	@ Anaheim	@ St. Louis
All-Time Series:	25-26-9	15-15-2	10-11-7
Current Streak:	Two Anaheim wins	Four Anaheim wins	One Anaheim win
Last Win by Anaheim:	Dec. 28, 2008 (4-3)	Dec. 10, 2008 (4-2)	Dec. 28, 2008 (4-3)
Last Win by St. Louis:	Nov. 21, 2008 (3-2 OT)	Jan. 16, 2007 (6-2)	Nov. 21, 2008 (3-2 OT)
Last 10 games:	6-2-2	8-1-1	4-3-3
Overtime Record:	5-2-7	2-0-2	2-2-5
Longest Winning Streak:	Three games, four times Last: Feb. 1, 2008-Nov. 5, 2008	Four games Feb. 22, 2008-present	Two games Jan. 27, 1997-Nov. 22, 1997
Longest Losing Streak:	Six games Jan. 24, 1994-Oct. 27, 1995	Five games Feb. 21, 2000-Dec. 18, 2002	Four games Feb. 20, 1994-Oct. 27, 1995
Last Shutout by Anaheim:	Feb. 1, 2008 (0-1 SO)	Nov. 1, 1995 (3-0)	Feb. 1, 2008 (0-1 SO)
Last Shutout by St. Louis:	Feb. 1, 2008 (1-0 SO)	None	Feb. 1, 2008 (1-0 SO)
Biggest Anaheim win:	Mar. 22, 1996 (6-1)	Mar. 17, 1996 (5-1)	Mar. 22, 1996 (6-1)
Biggest St. Louis win:	Jan. 31, 1995 (7-2)	Jan. 31, 1995 (7-2)	Mar. 1, 1998 (6-2)





RICK TOCCHET



VINCENT LECAVALIER

St. Pete Times Forum
401 Channelside Drive
Tampa, FL 33602
TEL: (813) 301-6500
FAX: (813) 301-1480
tampabaylightning.com



Founded: 1992-93
Home Ice: St. Pete Times Forum (19,758, 1996)
Stanley Cup Titles: One (2003-04)
Television: Sun Sports Network
Radio: WDAE (620 AM)
Colors: Black, Blue, Silver and White

Directory

Executive Vice President and General Manager..... Brian Lawton
Head Coach..... Rick Tocchet
Associate Coach..... Rick Wilson
Assistant Coach..... Wes Walz
Goaltending Coach..... Cap Raeder
Executive Vice President of Communications..... Bill Wickett

2008-09 LIGHTNING LEADERS

Goals..... Martin St. Louis..... 30
Assists..... St. Louis..... 50
Points..... St. Louis..... 80
Shots..... Vincent Lecavalier..... 291
GAA..... Mike Smith..... 2.62
Wins..... Smith..... 14
Losses..... Smith..... 18
Shutouts..... Smith..... 2
Save %..... Smith..... 916

2008-09 Record: 24-40-18, 66 points, 5th in the Southeast Division; 14th in the Eastern Conference
2009 Playoffs: Did not qualify
Anaheim's All-Time Leading Scorer vs. Tampa Bay: Paul Kariya, 9-8=17 points in 13 games
Tampa Bay's All-Time Leading Scorer vs. Anaheim: Vincent Lecavalier, 1-9=10 points in 12 games
Last Trade Between Anaheim and Tampa Bay: Anaheim acquired RW Evgeny Artyukhin from Tampa Bay in exchange for LW Drew Miller and a third-round selection in the 2010 NHL Entry Draft (Aug. 13, 2009)

2008-09 SERIES SUMMARY: 0-1-0

At Anaheim			Goaltenders		GW Goal	Attn.
Jan. 9, 2009	Tampa Bay-3	Anaheim-3	Hiller/Ramo		R. Malone	17,174

TOTALS Opp.	Scoring by Period					Shots by Period					Power Plays	Penalties/ Minutes	Goalie (Saves - Shots)
	1	2	3	OT	F	1	2	3	OT	Tot.			
ANAHEIM	0	3	0	-	3	7	17	8	-	32	1-4	4-11	Hiller (15-19)
Tampa Bay	1	2	1	-	4	6	6	7	-	19	1-3	5-13	Ramo (29-32)

ALL-TIME SERIES NOTES

Hat Tricks

None

Overtime Games

Mar. 3, 1996 2-2 tie at Anaheim (J. Sacco-GT goal)

Penalty Shots

Stan Drulia vs. Dominic Roussel - Oct. 15, 1999 (no goal)

ALL-TIME SERIES SUMMARY

Season	Series Results	GF	GA	SF	SA	Power Play	Penalty Killing
1993-94	1-1-0 (0-1-0 in ANA)	6 (3.0)	5 (2.5)	60 (30.0)	55 (27.5)	0-13 (00.0)	8-10 (80.0)
1994-95	Did not play - NHL work stoppage						
1995-96	0-1-1 (0-0-1 in ANA)	3 (1.5)	4 (2.0)	41 (20.5)	66 (33.0)	1-12 (08.3)	7-11 (63.6)
1996-97	1-1-0 (1-0-0 in ANA)	5 (2.5)	4 (2.0)	50 (25.0)	76 (38.0)	0-6 (00.0)	4-5 (80.0)
1997-98	2-0-0 (1-0-0 in ANA)	9 (4.5)	3 (1.5)	57 (28.5)	59 (29.5)	0-9 (00.0)	6-7 (85.7)
1998-99	2-0-0 (1-0-0 in ANA)	10 (5.0)	6 (3.0)	64 (32.0)	76 (38.0)	3-9 (33.3)	10-13 (76.9)
1999-00	1-1-0-0 (0-1-0-0 in ANA)	5 (2.5)	6 (3.0)	64 (32.0)	49 (24.5)	0-4 (00.0)	4-4 (100)
2000-01	1-0-0-0 (1-0-0-0 in ANA)	3 (3.0)	1 (1.0)	27 (27.0)	26 (26.0)	1-2 (50.0)	6-6 (100)
2001-02	0-2-0-0 (0-1-0-0 in ANA)	4 (2.0)	6 (3.0)	64 (32.0)	48 (24.0)	2-7 (28.5)	7-11 (63.6)
2002-03	0-1-0-0 (0-0-0-0 in ANA)	0 (0.0)	2 (2.0)	24 (24.0)	26 (26.0)	0-1 (00.0)	4-4 (100)
2003-04	1-0-0-0 (0-0-0-0 in ANA)	2 (2.0)	0 (0.0)	25 (25.0)	31 (31.0)	0-3 (00.0)	7-7 (100)
2005-06	1-0-0 (1-0-0 in ANA)	4 (4.0)	2 (2.0)	33 (33.0)	24 (24.0)	2-7 (28.6)	6-7 (85.7)
2006-07	1-0-0 (0-0-0 in ANA)	4 (4.0)	3 (3.0)	25 (25.0)	27 (27.0)	1-2 (50.0)	5-5 (100.0)
2007-08	Did not play						
2008-09	0-1-0 (0-1-0 in ANA)	3 (3.0)	4 (4.0)	32 (32.0)	19 (19.0)	1-4 (25.0)	2-3 (66.7)
Totals	11-8-1 (5-4-1 in ANA)	58 (2.9)	46 (2.3)	566 (28.3)	582 (29.1)	11-79 (13.9)	76-93 (81.7)

ALL-TIME SERIES FAST FACTS

	Overall	@ Anaheim	@ Tampa Bay
All-Time Series:	11-8-1	5-4-1	6-4-0
Current Streak:	One Tampa Bay win	One Tampa Bay win	Two Anaheim wins
Last Win by Anaheim:	Dec. 9, 2006 (4-3)	Dec. 14, 2005 (4-2)	Dec. 9, 2006 (4-3)
Last Win by Tampa Bay:	Jan. 9, 2009 (4-3)	Jan. 9, 2009 (4-3)	Feb. 25, 2003 (2-0)
Last 10 games:	5-5-0	5-4-1	6-4-0
Overtime Record:	0-0-1	0-0-1	None
Longest Winning Streak:	Five games Nov. 5, 1997-Oct. 15, 1999	Three games Dec. 4, 1996-Oct. 28, 1998	Three games Jan. 3, 1998-Oct. 15, 1999
Longest Losing Streak:	Three games Oct. 14, 2001-Feb. 25, 2003	One game, four times Last: Jan. 9, 2009	Two games, two times Nov. 20, 2001-Feb. 25, 2003
Last Shutout by Anaheim:	Dec. 29, 2003 (2-0)	None	Dec. 29, 2003 (2-0)
Last Shutout by Tampa Bay:	Feb. 25, 2003 (2-0)	None	Feb. 25, 2003 (2-0)
Biggest Anaheim win:	Three wins by three goals	Nov. 5, 1997 (5-2)	Two wins by three goals
Biggest Tampa Bay win:	Two wins by two goals	Dec. 1, 1999 (4-2)	Two wins by two goals





RON WILSON



TOMAS KABERLE

Air Canada Centre
40 Bay Street, Suite 400
Toronto, Ontario M5J 2X2
TEL: (416) 815-5700
FAX: (416) 359-9331
mapleleafs.com



Founded: 1926-27
Home Ice: Air Canada Centre (18,819, 1999)
Stanley Cup Titles: 11 (1931-32, 1941-42, 1944-45, 1946-47, 1947-48, 1948-49, 1950-51, 1961-62, 1962-63, 1963-64, 1966-67)
Television: Rogers Sportsnet, TSN & Leafs TV
Radio: CFMJ (640 AM)
Colors: Blue and White

Directory

President & General Manager..... Brian Burke
Head Coach..... Ron Wilson
Assistant Coach..... Keith Acton
Assistant Coach..... Tim Hunter
Assistant Coach..... Rob Zettler
Goaltending Consultant..... Francois Allaire
Director, Media Relations..... Pat Park

2008-09 MAPLE LEAFS LEADERS

Goals..... Jason Blake..... 25
Assists..... Matt Stajan..... 40
Points..... Blake..... 63
Shots..... Blake..... 302
GAA..... Martin Gerber..... 3.03
Wins..... Toskala..... 22
Losses..... Toskala..... 17
Shutouts..... Gerber, Toskala..... 1
Save %..... Gerber..... 902

2008-09 Record: 34-35-13, 81 points, 5th in the Northeast Division; 12th in the Eastern Conference
2009 Playoffs: Did not qualify
Anaheim's All-Time Leading Scorer vs. Toronto: Paul Kariya, 10-10=20 points in 17 games
Toronto's All-Time Leading Scorer vs. Anaheim: Mats Sundin, 14-16=30 points in 24 games
Last Trade Between Anaheim and Toronto: Anaheim acquired G Justin Pogge from Toronto in exchange for a conditional selection in the 2011 NHL Entry Draft (Aug. 10, 2009)

2008-09 SERIES SUMMARY: 1-0-0

At Anaheim **Goaltenders** **GW Goal** **Attn.**
Oct. 21, 2008 Anaheim-3 Toronto-2 (SO) Giguere/Toskala (Joseph) T. Selanne 19,222

TOTALS Opp.	Scoring by Period					Shots by Period					Power Plays	Penalties/ Minutes	Goalie (Saves - Shots)	
	1	2	3	OT	SO	F	1	2	3	OT				Tot.
ANAHEIM	2	0	0	0	1	3	14	4	0	3	21	0-1	4-8	Giguere (36-38)
Toronto	0	1	1	0	0	2	10	15	13	0	28	0-4	1-2	Toskala (19-21), Joseph (0-0)

ALL-TIME SERIES NOTES

Hat Tricks

None

Penalty Shots

None

Overtime Games

Jan. 18, 1994	3-3 tie at Toronto	(D. Mironov-GT goal)
Mar. 17, 1995	3-3 tie at Anaheim	(B. Corkum-GT goal)
Dec. 2, 1995	4-4 tie at Toronto	(M. Sundin-GT goal)
Dec. 17, 1995	3-2 loss at Anaheim	(D. Andreychuk-GW goal)
Oct. 28, 1997	2-2 tie at Toronto	(T. Selanne-GT goal)
Dec. 2, 1997	3-3 tie at Toronto	(R. Salei-GT goal)
Oct. 21, 2008	3-2 win at Toronto	(T. Selanne-GW goal)

ALL-TIME SERIES SUMMARY

Season	Series Results	GF	GA	SF	SA	Power Play	Penalty Killing
1993-94	2-1-1 (1-1-0 in ANA)	10 (2.5)	8 (2.0)	105 (26.3)	120 (30.0)	3-15 (20.0)	22-24 (91.6)
1994-95	1-2-1 (1-0-1 in ANA)	12 (3.0)	10 (2.5)	124 (31.0)	148 (37.0)	4-15 (26.6)	12-15 (80.0)
1995-96	0-3-1 (0-2-0 in ANA)	10 (2.5)	15 (3.8)	119 (29.8)	136 (34.0)	2-21 (09.5)	15-16 (93.8)
1996-97	2-2-0 (2-0-0 in ANA)	11 (2.8)	12 (3.0)	128 (32.0)	131 (32.8)	4-19 (21.0)	15-16 (93.8)
1997-98	0-2-2 (0-2-0 in ANA)	8 (2.0)	14 (3.5)	109 (27.3)	113 (28.3)	0-19 (00.0)	10-11 (90.9)
1998-99	0-1-0 (0-0-0 in ANA)	1 (1.0)	4 (4.0)	31 (31.0)	39 (39.0)	0-3 (00.0)	3-3 (100)
1999-00	1-0-0-0 (0-0-0-0 in ANA)	2 (2.0)	0 (0.0)	24 (24.0)	19 (19.0)	0-3 (00.0)	2-2 (100)
2000-01	0-1-0-0 (0-0-0-0 in ANA)	2 (2.0)	3 (3.0)	22 (22.0)	29 (29.0)	1-4 (25.0)	7-8 (87.5)
2001-02	0-1-0-0 (0-0-0-0 in ANA)	1 (1.0)	6 (6.0)	22 (22.0)	31 (31.0)	0-5 (00.0)	5-5 (100)
2002-03	0-1-0-0 (0-0-0-0 in ANA)	2 (2.0)	5 (5.0)	23 (23.0)	19 (19.0)	0-3 (00.0)	6-6 (100)
2003-04	1-0-0-0 (1-0-0-0 in ANA)	5 (5.0)	1 (1.0)	27 (27.0)	30(30.0)	1-2 (50.0)	2-2 (100)
2005-06	0-1-0 (0-0-0 in ANA)	2 (2.0)	3 (3.0)	29 (29.0)	27 (27.0)	0-8 (00.0)	4-6 (66.7)
2006-07	Did not play						
2007-08	1-0-0 (1-0-0 in ANA)	5 (5.0)	0 (0.0)	24 (24.0)	28 (28.0)	2-4 (50.0)	6-6 (100.0)
2008-09	1-0-0 (0-0-0 in ANA)	2 (2.0)	2 (2.0)	21 (24.0)	38 (38.0)	0-1 (0.0)	4-4 (100.0)
Totals	9-15-5 (6-5-1 in ANA)	73 (2.5)	83 (2.9)	808 (27.9)	908 (31.3)	17-122 (13.9)	113-124 (91.1)

ALL-TIME SERIES FAST FACTS

	Overall	@ Anaheim	@ Toronto
All-Time Series:	9-15-5	6-5-1	3-10-4
Current Streak:	Two Anaheim wins	Two Anaheim wins	One Anaheim win
Last Win by Anaheim:	Oct. 21, 2008 (3-2 SO)	Jan. 9, 2008 (5-0)	Oct. 21, 2008 (3-2 SO)
Last Win by Toronto:	Dec. 12, 2005 (3-2)	Mar. 11, 1998 (3-1)	Dec. 12, 2005 (3-2)
Last 10 games:	4-6-0	5-4-1	2-6-2
Overtime Record:	1-1-5	0-1-1	1-0-4
Longest Winning Streak:	Two games Jan. 9, 2008-present	Two games, two times Nov. 12, 2003-present	One game, three times Last: Oct. 21, 2008
Longest Losing Streak:	Three games, three times Last: Mar. 14, 2001-Oct. 28, 2002	Two games, two times Last: Dec. 17, 1997-Mar. 11, 1998	Three games, two times Last: Mar. 14, 2001-Dec. 12, 2005
Last Shutout by Anaheim:	Jan. 9, 2008 (5-0)	Jan. 9, 2008 (5-0)	Nov. 9, 1999 (2-0)
Last Shutout by Toronto:	None	None	None
Biggest Anaheim win:	Two wins by five goals Oct. 8, 2001 (6-1)	Two wins by five goals	Nov. 9, 1999 (2-0)
Biggest Toronto win:		Two wins by three goals	Oct. 8, 2001 (6-1)





ALAIN VIGNEAULT



ROBERTO LUONGO

General Motors Place
800 Griffiths Way
Vancouver, British Columbia V6B 6G1
TEL: (604) 899-4600
FAX: (604) 899-4640
canucks.com



Founded: 1970-71
Home Ice: General Motors Place (18,630, 1995)
Stanley Cup Titles: None
Television: Rogers Sportsnet, TSN & Canucks PPV
Radio: Team 1040
Colors: Blue, White, Green

Directory

President & General Manager.....Mike Gillis
Head Coach.....Alain Vigneault
Associate Coach.....Rick Bowness
Assistant Coach.....Ryan Walter
Goaltending Consultant.....Ian Clark
Director, Media Relations & Team Operations.....TC Carling

2008-09 CANUCKS LEADERS

Goals.....Daniel Sedin.....31
Assists.....Henrik Sedin.....60
Points.....D. Sedin, H. Sedin.....82
Shots.....D. Sedin.....285
GAA.....Roberto Luongo.....2.34
Wins.....Luongo.....33
Losses.....Luongo.....13
Shutouts.....Luongo.....9
Save %.....Luongo......920

2008-09 Record: 45-27-10, 100 points, 1st in the Northwest Division; 3rd in the Western Conference
2009 Playoffs: Beat St. Louis, 4-0; Lost to Chicago, 4-2
Anaheim's All-Time Leading Scorer vs. Vancouver: Teemu Selanne, 24-23=47 points in 32 games
Vancouver's All-Time Leading Scorer vs. Anaheim: Markus Naslund, 19-27=46 points in 46 games
Last Trade Between Anaheim and Vancouver: Anaheim acquired RW Mike Brown from Vancouver in exchange for D Nathan McLver (Feb. 4, 2009)

2008-09 SERIES SUMMARY: 2-1-1

At Anaheim			Goaltenders		GW Goal	Attn.
Oct. 31, 2008	Vancouver-7	Anaheim-6 (SO)	Giguere (Hiller)/Luongo	M. Ohlund	16,704	
Mar. 11, 2009	Vancouver-3	Anaheim-4	Hiller/Luongo	S. Niedermayer	16,967	
At Vancouver			Goaltenders		GW Goal	Attn.
Dec. 22, 2008	Anaheim-3	Vancouver-4	Hiller/Sanford	D. Sedin	18,630	
Apr. 2, 2009	Anaheim-6	Vancouver-5 (SO)		Hiller/Luongo	C. Perry	
18,630						

TOTALS	Scoring by Period					Shots by Period				Power Plays	Penalties/Minutes	Goalie (Saves - Shots)	
	1	2	3	OT	F	1	2	3	OT				Tot.
ANAHEIM	6	8	3	1	19	35	50	44	8	137	6-21	35-88	Hiller (93-107), Giguere (9-13)
Vancouver	5	10	3	0	19	39	43	34	4	120	5-22	34-96	Luongo (95-110), Sanford (24-27)

ALL-TIME SERIES NOTES

Hat Tricks

Pavel Bure - Apr. 11, 1995 at Vancouver (3-0-3)
 Alexander Mogilny - Dec. 22, 1995 at Anaheim (3-1-4)
 Andrew Cassels - Nov. 8, 2000 at Anaheim (3-0-3)

Overtime Games

Feb. 17, 1995 2-2 tie at Anaheim (D. Williams-GT goal)
 Jan. 24, 1996 2-1 win at Vancouver (A. Hicks-GW goal)
 Nov. 14, 1997 3-3 tie at Anaheim (B. Noonan-GT goal)
 Dec. 9, 1998 4-4 tie at Anaheim (B. Hedican-GT goal)
 Mar. 10, 1999 4-4 tie at Anaheim (H. York-GT goal)
 Dec. 8, 1999 2-2 tie at Anaheim (S. Rucchin-GT goal)
 Feb. 23, 2000 4-4 tie at Anaheim (L. Kohn-GT goal)

Penalty Shots

Paul Kariya vs. Corey Hirsch - Feb. 20, 1999 at Vancouver (goal)
 Dan Bylsma vs. Dan Cloutier - Dec. 12, 2001 at Anaheim (no goal)
 Daniel Sedin vs. J.S. Giguere - Jan. 17, 2004 at Vancouver (no goal)
 Trevor Linden vs. Ilya Bryzgalov - Nov. 20, 2005 at Anaheim (goal)

Mar. 30, 2001 2-2 tie at Vancouver (E. Jovanovski-GT goal)
 Dec. 12, 2001 1-0 loss at Anaheim (E. Jovanovski-GW goal)
 Oct. 18, 2002 2-2 tie at Anaheim (T. Bertuzzi-GT goal)
 Oct. 24, 2002 2-2 tie at Vancouver (P. Kariya-GT goal)
 Feb. 20, 2007 3-2 loss at Anaheim (D. Sedin-GW goal)
 Oct. 31, 2008 7-6 loss at Anaheim (M. Ohlund-SO winner)
 Apr. 2, 2009 6-5 win at Vancouver (C. Perry-SO winner)

ALL-TIME SERIES SUMMARY

Season	Series Results	GF	GA	SF	SA	Power Play	Penalty Killing
1993-94	3-3-0 (1-2-0 in ANA)	18 (3.0)	13 (2.2)	173 (28.3)	186 (31.0)	3-25 (12.0)	19-22 (86.4)
1994-95	0-4-1 (0-1-1 in ANA)	7 (1.4)	21 (4.2)	142 (28.4)	174 (34.8)	0-26 (00.0)	14-21 (66.6)
1995-96	2-3-0 (1-2-0 in ANA)	10 (2.0)	17 (3.4)	154 (30.8)	149 (29.8)	1-22 (04.5)	15-16 (93.8)
1996-97	2-4-0 (1-2-0 in ANA)	17 (2.8)	24 (4.0)	180 (30.0)	205 (34.2)	8-33 (24.2)	19-24 (79.2)
1997-98	2-2-1 (1-0-1 in ANA)	13 (2.6)	15 (3.0)	151 (30.2)	134 (26.8)	3-23 (13.0)	24-30 (80.0)
1998-99	1-1-2 (0-0-2 in ANA)	15 (3.8)	14 (3.5)	127 (31.8)	120 (30.0)	7-19 (36.8)	15-18 (83.3)
1999-00	0-2-2-0 (0-0-2-0 in ANA)	8 (2.0)	17 (4.3)	104 (26.0)	101 (25.3)	6-16 (37.5)	8-10 (80.0)
2000-01	1-2-1-0 (1-1-0-0 in ANA)	7 (1.8)	14 (3.5)	109 (27.3)	132 (33.0)	4-23 (17.4)	11-15 (73.3)
2001-02	1-2-0-1 (1-0-0-1 in ANA)	6 (1.5)	9 (2.3)	91 (22.8)	130 (32.5)	1-16 (06.3)	20-23 (86.9)
2002-03	1-1-2-0 (1-0-1-0 in ANA)	10 (2.5)	12 (3.0)	89 (22.3)	129 (32.3)	4-15 (26.7)	21-23 (91.3)
2003-04	2-2-0-0 (0-2-0-0 in ANA)	7 (2.0)	9 (2.3)	133 (33.3)	128 (32.0)	0-8 (00.0)	12-12 (100)
2005-06	3-1-0 (1-1-0 in ANA)	15 (3.8)	8 (2.0)	111 (27.8)	127 (31.8)	6-24 (25.0)	24-27 (88.9)
2006-07	3-0-1 (1-0-1 in ANA)	14 (3.5)	6 (1.5)	121 (30.3)	101 (25.3)	4-25 (16.0)	16-18 (88.9)
2007-08	1-3-0 (1-1-0 in ANA)	7 (1.8)	10 (2.5)	116 (29.0)	106 (26.5)	1-9 (11.1)	19-23 (82.6)
2008-09	2-1-1 (1-0-1 in ANA)	18 (4.5)	18 (4.5)	137 (34.3)	120 (30.0)	6-21 (28.6)	17-22 (77.3)
Totals	24-31-12 (11-12-10 in ANA)	172 (2.6)	207 (3.1)	1938 (28.9)	2042 (30.5)	54-305 (17.7)	254-304 (83.6)

ALL-TIME SERIES FAST FACTS

	Overall	@ Anaheim	@ Vancouver
All-Time Series:	24-31-12	11-12-10	13-19-2
Current Streak:	Two Anaheim wins	One Anaheim win	One Anaheim win
Last Win by Anaheim:	Apr. 2, 2009 (6-5 SO)	Mar. 11, 2009 (4-3)	Apr. 2, 2009 (6-5 SO)
Last Win by Vancouver:	Dec. 22, 2008 (4-3)	Oct. 31, 2008 (7-6 SO)	Dec. 22, 2008 (4-3)
Last 10 games:	4-4-2	4-4-2	7-3-0
Overtime Record:	2-2-10	0-2-8	2-0-2
Longest Winning Streak:	Three games	Two games	Six games
	Feb. 10, 2006-Apr. 10, 2006	Feb. 23, 1997-Oct. 4, 1997	Jan. 17, 2004-Nov. 30, 2006
Longest Losing Streak:	Six games	Three games	Three games, four times
	Mar. 11, 1995-Dec. 22, 1995	Apr. 15, 1995-Dec. 22, 1995	Last: Nov. 27, 2007-Dec. 22, 2008
Last Shutout by Anaheim:	Nov. 9, 2006 (6-0)	Apr. 8, 1996 (2-0)	Nov. 9, 2006 (6-0)
Last Shutout by Vancouver:	Nov. 27, 2007 (4-0)	Dec. 12, 2001 (1-0)	Nov. 27, 2007 (4-0)
Biggest Anaheim win:	Nov. 9, 2006 (6-0)	Apr. 2, 2006 (6-2)	Nov. 9, 2006 (6-0)
Biggest Vancouver win:	Mar. 24, 2000 (8-1)	Four wins by five goals	Mar. 24, 2000 (8-1)





BRUCE BOUDREAU



ALEX OVECHKIN

Verizon Center
601 F Street, NW
Washington, DC 20004
TEL: (202) 266-2200
FAX: (202) 266-2360
washingtoncaps.com



Founded: 1974-75
Home Ice: Verizon Center (18,277, 1997)
Stanley Cup Titles: None
Television: Comcast SportsNet
Radio: WWWT (1500 AM & 107.7 FM)
Colors: Red, White and Blue

Directory

Vice President & General Manager.....George McPhee
Head Coach.....Bruce Boudreau
Assistant Coach.....Dean Evason
Assistant Coach.....Blaine Forsythe
Assistant Coach.....Bob Woods
Goaltending Coach.....Arturs Irbe
Vice President of Communications, COO.....Kurt Kehl

2008-09 CAPITALS LEADERS

Goals..... Alex Ovechkin..... **56**
Assists..... Nicklas Backstrom..... **66**
Points..... Ovechkin..... **110**
Shots..... Ovechkin..... **528**
GAA..... Jose Theodore..... **2.87**
Wins..... Theodore..... **32**
Losses..... Theodore..... **17**
Shutouts..... Theodore..... **2**
Save %..... Theodore..... **.900**

2008-09 Record: 50-24-8, 108 points, 1st in the Southeast Division; 2nd in the Eastern Conference
2009 Playoffs: Beat New York Rangers, 4-3; Lost to Pittsburgh, 4-3
Anaheim's All-Time Leading Scorer vs. Washington: Paul Kariya, 8-13=21 points in 15 games
Washington's All-Time Leading Scorer vs. Anaheim: Peter Bondra, 9-4=13 points in 18 games
Last Trade Between Anaheim and Washington: Anaheim acquired C Brian Sutherby in exchange for a second-round selection in the 2009 NHL Entry Draft (Nov. 19, 2007)

2008-09 SERIES SUMMARY: 0-1-0

At Anaheim			Goaltenders	GW Goal	Attn.
Nov. 19, 2008	Washington-6	Anaheim-4	Hiller (Giguere)/Theodore	M. Bradley	16,076

TOTALS Opp.	Scoring by Period					Shots by Period					Power Plays	Penalties/ Minutes	Goalie (Saves - Shots)
	1	2	3	OT	F	1	2	3	OT	Tot.			
ANAHEIM	2	0	2	-	4	5	11	16	-	32	1-5	11-25	Giguere (24-27), Hiller (3-6)
Washington	3	2	1	-	6	14	14	5	-	33	3-8	9-21	Theodore (28-32)

ALL-TIME SERIES NOTES

Hat Tricks

Peter Bondra - Dec. 13, 1996 at Anaheim (3-0-3)
 Alex Ovechkin - Jan. 13, 2006 at Anaheim (3-0-3)

Overtime Games

Nov. 29, 1995 2-2 tie at Anaheim (P. Bondra-GT goal)
 Jan. 13, 2006 3-2 loss at Anaheim (A. Ovechkin-GW goal)

Penalty Shots

Peter Bondra vs. Mikhail Shtalenkov - Dec. 13, 1996 at Washington (no goal)

ALL-TIME SERIES SUMMARY

Season	Series Results	GF	GA	SF	SA	Power Play	Penalty Killing
1993-94	0-2-0 (0-1-0 in ANA)	2 (1.0)	8 (4.0)	53 (26.5)	65 (32.5)	0-7 (00.0)	4-5 (80.0)
1994-95	Did not play - NHL work stoppage						
1995-96	1-0-1 (0-0-1 in ANA)	4 (2.0)	3 (1.5)	41 (20.5)	73 (36.5)	0-9 (00.0)	8-9 (88.8)
1996-97	2-0-0 (1-0-0 in ANA)	9 (4.5)	5 (2.5)	59 (29.5)	62 (31.0)	2-10 (20.0)	7-8 (87.5)
1997-98	1-1-0 (1-0-0 in ANA)	8 (4.0)	7 (3.5)	73 (36.5)	57 (28.5)	2-7 (28.6)	5-8 (62.5)
1998-99	1-1-0 (1-0-0 in ANA)	1 (0.5)	1 (0.5)	53 (26.5)	65 (32.5)	1-10 (10.0)	7-8 (87.5)
1999-00	2-0-0 (1-0-0-0 in ANA)	12 (6.0)	3 (1.5)	51 (25.5)	59 (29.5)	0-6 (00.0)	4-5 (80.0)
2000-01	1-1-0-0 (0-1-0-0 in ANA)	5 (2.5)	4 (2.0)	51 (25.5)	59 (29.5)	0-6 (00.0)	8-9 (88.9)
2001-02	1-1-0-0 (1-0-0-0 in ANA)	3 (1.5)	5 (2.5)	57 (28.5)	61 (30.5)	1-10 (10.0)	9-11 (81.8)
2002-03	1-0-0-0 (1-0-0-0 in ANA)	3 (3.0)	0 (0.0)	30 (30.0)	26 (26.0)	1-5 (20.0)	7-7 (100)
2003-04	1-0-0-0 (0-0-0-0 in ANA)	4 (4.0)	2 (2.0)	31 (31.0)	25 (25.0)	1-1 (100)	6-7 (85.7)
2005-06	0-0-1 (0-0-1 in ANA)	2 (2.0)	3 (3.0)	34 (34.0)	26 (26.0)	0-3 (00.0)	2-2 (100)
2006-07	1-0-0 (0-0-0 in ANA)	6 (6.0)	1 (1.0)	34 (34.0)	27 (27.0)	0-3 (00.0)	6-7 (85.7)
2007-08	Did not play						
2008-09	0-1-0 (0-1-0 in ANA)	3 (3.0)	6 (6.0)	32 (32.0)	33 (33.0)	1-5 (20.0)	5-8 (62.5)
Totals	12-7-2 (6-3-2 in ANA)	62 (3.0)	48 (2.3)	599 (28.5)	638 (30.4)	9-82 (11.0)	78-94 (83.0)

ALL-TIME SERIES FAST FACTS

	Overall	@ Anaheim	@ Washington
All-Time Series:	12-7-2	6-3-2	6-4-0
Current Streak:	One Washington win	Two Washington wins	Two Anaheim wins
Last Win by Anaheim:	Dec. 8, 2006 (6-1)	Dec. 11, 2002 (3-0)	Dec. 8, 2006 (6-1)
Last Win by Washington:	Nov. 19, 2008	Nov. 19, 2008	Nov. 17, 2001 (4-1)
Last 10 games:	6-3-1	6-2-2	6-4-0
Overtime Record:	0-1-1	0-1-0	0-0-1
Longest Winning Streak:	Four games	Four games	Two games, three times
	Mar. 19, 1996-Dec. 12, 1997	Dec. 13, 1996-Oct. 19, 1999	Last: Jan. 13, 2005-present
Longest Losing Streak:	Two games	Two games	Two games
	Oct. 29, 1993-Dec. 30, 1993	Jan. 13, 2006-present	Jan. 1, 1998-Oct. 10, 1998
Last Shutout by Anaheim:	Dec. 11, 2002 (3-0)	Dec. 11, 2002 (3-0)	Mar. 13, 2001 (2-0)
Last Shutout by Washington:	Oct. 10, 1998 (1-0)	Dec. 10, 1993 (3-0)	Oct. 10, 1998 (1-0)
Biggest Anaheim win:	Oct. 19, 1999 (7-1)	Two wins by three goals	Oct. 19, 1999 (7-1)
Biggest Washington win:	Two wins by three goals	Dec. 30, 1993 (3-0)	Oct. 29, 1993 (5-2)



NEW YORK

1185 Avenue of the Americas, New York, NY 10036
 212-789-2000, Fax: 212-789-2020, PR Fax: 212-789-2080

MONTREAL

1800 McGill College Avenue, Suite 2600, Montréal, Québec, H3A 3J6
 514-841-9220, Fax: 514-841-1070

TORONTO

50 Bay Street, 11th Floor, Toronto, Ontario, M5J 2X8
 416-359-7900, Fax: 416-981-2779, PR Fax: 416-981-2769

EXECUTIVE

Commissioner..... Gary B. Bettman
 Deputy Commissioner..... William Daly
 Chief Operating Officer John Collins
 Senior Executive Vice President of Hockey Operations Colin Campbell

COMMUNICATIONS

Senior Vice President, Public Relations & Media (Toronto) Gary Meagher
 Senior Vice President, Corporate Communications..... Bernadette Mansour
 Group Vice President, Media Relations Frank Brown
 Vice President, Public Relations & Player Development..... Jamey Horan
 Statistician and Information Officer (Toronto)..... Benny Ercolani



GARY BETTMAN



The 2009 Bridgestone/NHL Winter Classic between the Chicago Blackhawks and Detroit Red Wings at Wrigley Field on Jan. 1, 2009.

REFEREES

NAME	SWEATER #	NAME	SWEATER #	NAME	SWEATER #
Auger, Stephane	15	Kowal, Tom	32	O'Rourke, Dan	9
*Banfield, David	44	Kozari, Steve	40	Peel, Tim	20
*Charron, Frances	46	*L'ecuyer, Frederick	48	Pochmara, Brian	43
*Ciamaga, Chris	41	Larue, Dennis	14	Pollock, Kevin	33
Devorski, Paul	10	Lee, Chris	28	*Rehman, Kyle	37
Dwyer, Gord	19	Leggo, Mike	3	Rooney, Chris	5
Fraser, Kerry	2	Marouelli, Dan	6	St. Laurent, Francois	38
Furlatt, Eric	27	Martell, Rob	26	St. Pierre, Justin	45
Hasenfratz, Mike	30	McCauley, Wes	4	Sutherland, Kelly	11
*Hebert, Ghislain	49	McCreary, Bill	7	Van Massenhoven, Don	21
Jackson, Dave	8	Meier, Brad	34	Walsh, Ian	29
Joannette, Marc	25	Morton, Dean	36	Watson, Brad	23
Kimmerly, Greg	18	O'Halloran, Dan	13	Walkom, Stephen	24

* minor league official

LINESMEN

NAME	SWEATER #	NAME	SWEATER #	NAME	SWEATER #
Amell, Derek	75	Henderson, Don	91	Nowak, Tim	77
Barton, Steve	59	Heyer, Shane	55	*Pancich, Bryan	94
Brisebois, David	96	Kovachik, Brad	71	Paré, Mark	79
Cameron, Lonnie	74	Lazarowich, Brad	86	Racicot, Pierre	65
Champoux, Pierre	67	Mach, Brian	78	Rody, Vaughan	73
Cherrey, Scott	50	McElman, Andy	90	Schachte, Dan	52
Cormier, Michel	76	Miller, Steve	89	Seitz, Lyle	61
Cvik, Mike	88	Morin, Jean	97	Sericolo, Anthony	84
Devorski, Greg	54	Murphy, Brian	93	Sharrers, Jay	57
Driscoll, Scott	68	Murray, Jonny	95	Shewchuk, Mark	92
Galloway, Ryan	82	Nansen, Derek	70	Wheler, Mark	56
Gibbs, Darren	66	Nelson, Thor	80		



2008-09 NHL STANDINGS

WESTERN CONFERENCE

PACIFIC DIVISION

	GP	W	L	OT	GF	GA	PTS	
San Jose	(1)	82	53	18	11	257	204	117
Anaheim	(8)	82	42	33	7	245	238	91
Dallas	(12)	82	36	35	11	230	257	83
Phoenix	(13)	82	36	39	7	208	252	79
Los Angeles	(14)	82	34	37	11	207	234	79

CENTRAL DIVISION

	GP	W	L	OT	GF	GA	PTS	
Detroit	(2)	82	51	21	10	295	244	112
Chicago	(4)	82	46	24	12	264	216	104
St. Louis	(6)	82	41	31	10	233	233	92
Columbus	(7)	82	41	31	10	226	230	92
Nashville	(10)	82	40	34	8	213	233	88

NORTHWEST DIVISION

	GP	W	L	OT	GF	GA	PTS	
Vancouver	(3)	82	45	27	10	246	220	100
Calgary	(5)	82	46	30	6	254	248	98
Minnesota	(9)	82	40	33	9	219	200	89
Edmonton	(11)	82	38	35	9	234	248	85
Colorado	(15)	82	32	45	5	199	257	69

EASTERN CONFERENCE

NORTHEAST DIVISION

	GP	W	L	OT	GF	GA	PTS	
Boston	(1)	82	53	19	10	274	196	116
Montreal	(8)	82	42	41	30	11	249	93
Buffalo	(10)	82	41	32	9	250	234	91
Ottawa	(11)	82	36	35	11	217	237	83
Toronto	(12)	82	34	35	13	250	293	81

ATLANTIC DIVISION

	GP	W	L	OT	GF	GA	PTS	
New Jersey	(3)	82	51	27	4	244	209	106
Pittsburgh	(4)	82	45	28	9	264	239	99
Philadelphia	(5)	82	44	27	11	264	238	99
NY Rangers	(7)	82	43	30	9	210	218	95
NY Islanders	(15)	82	26	47	9	201	279	61

SOUTHEAST DIVISION

	GP	W	L	OT	GF	GA	PTS	
Washington	(2)	82	50	24	8	272	245	108
Carolina	(6)	82	45	30	7	239	226	97
Florida	(9)	82	41	30	11	234	231	93
Atlanta	(13)	82	35	41	6	257	280	76
Tampa Bay	(14)	82	24	40	18	210	279	66

2008-09 SCORING LEADERS

PLAYER	TEAM	GP	G	A	PTS	+/-	PIM	PP	SH	GW	S	PCTG
Evgeni Malkin	Pittsburgh	82	35	78	113	+17	80	14	2	4	290	12.1
Alex Ovechkin	Washington	79	56	54	110	+8	72	19	1	10	528	10.6
Sidney Crosby	Pittsburgh	77	33	70	103	+3	76	7	0	3	238	13.9
Pavel Datsyuk	Detroit	81	32	65	97	+34	22	11	1	3	248	12.9
Zach Parise	New Jersey	82	45	49	94	-30	24	14	0	8	364	12.4
Ilya Kovalchuk	Atlanta	79	43	48	91	-12	50	12	0	6	275	15.6
Ryan Getzlaf	Anaheim	81	25	66	91	+5	121	9	0	2	227	11.0
Jarome Iginla	Calgary	82	35	54	89	-2	37	10	0	4	289	12.1
Marc Savard	Boston	82	25	63	88	+25	70	9	0	5	213	11.7
Nicklas Backstrom	Washington	82	22	66	88	+16	46	14	0	1	174	12.6
Joe Thornton	San Jose	82	25	61	86	+16	56	11	0	3	139	18.0
Jeff Carter	Philadelphia	82	46	38	84	+23	68	13	4	12	342	13.5
Mike Cammalleri	Calgary	81	39	43	82	-2	44	19	0	6	255	15.3
Daniel Sedin	Vancouver	82	31	51	82	+24	36	9	0	7	285	10.9
Henrik Sedin	Vancouver	82	22	60	82	+22	48	4	0	8	143	15.4
Mike Richards	Philadelphia	79	30	50	80	+22	63	8	7	4	238	12.6
Martin St. Louis	Tampa Bay	82	30	50	80	+4	14	7	2	3	262	11.5
Rick Nash	Columbus	78	40	39	79	+11	52	6	5	5	263	15.2
Alexander Semin	Washington	62	34	45	79	+25	77	8	0	8	223	15.2
Patrik Elias	New Jersey	77	31	47	78	+18	32	12	2	6	247	12.6
Mike Ribeiro	Dallas	82	22	56	78	-4	52	7	0	1	163	13.5
Martin Havlat	Chicago	81	29	48	77	+29	30	5	0	5	249	11.6
Ray Whitney	Carolina	82	24	53	77	+2	32	7	0	2	219	11.0
Vyacheslav Kozlov	Atlanta	82	26	50	76	-14	44	12	0	3	165	15.8
Eric Staal	Carolina	82	40	35	75	+15	50	14	1	8	372	10.8

DEFENSEMEN SCORING LEADERS

PLAYER	TEAM	GP	G	A	PTS	+/-	PIM	PP	SH	GW	S	PCTG
Mike Green	Washington	68	31	42	73	+24	68	18	1	4	243	12.8
Andrei Markov	Montreal	78	12	52	64	-2	36	7	0	3	165	7.3
Nicklas Lidstrom	Detroit	78	16	43	59	+31	30	10	0	4	180	8.9
Scott Niedermayer	Anaheim	82	14	45	59	-8	70	9	0	2	178	7.9
Brian Rafalski	Detroit	78	10	49	59	+17	20	5	0	1	141	7.1
Dan Boyle	San Jose	77	16	41	57	+6	52	8	0	4	213	7.5
Mark Streit	NY Islanders	74	16	40	56	+6	62	10	1	1	150	10.7
Sheldon Souray	Edmonton	81	23	30	53	+1	98	12	1	5	268	8.6
Shea Weber	Nashville	81	23	30	53	+1	80	10	1	4	251	9.2
Brian Campbell	Chicago	82	7	45	52	+5	22	4	0	1	108	6.5
Niklas Kronvall	Detroit	80	6	45	51	+2	50	4	0	1	121	5.0
Zdeno Chara	Boston	80	19	31	50	+23	95	11	0	3	216	8.8
Dennis Wideman	Boston	79	13	35	50	+32	34	6	1	2	169	7.7
Chris Pronger	Anaheim	82	11	37	48	0	88	4	0	2	196	5.6

INDIVIDUAL LEADERS

GOAL SCORING

NAME	TEAM	GP	G	NAME	TEAM	GP	A
Alex Ovechkin	Washington	79	56	Evgeni Malkin	Pittsburgh	82	78
Jeff Carter	Philadelphia	82	46	Sidney Crosby	Pittsburgh	77	70
Zach Parise	New Jersey	82	45	Ryan Getzlaf	Anaheim	81	66
Ilya Kovalchuk	Atlanta	79	43	Nicklas Backstrom	Washington	82	66
Thomas Vanek	Buffalo	73	40	Pavel Datsyuk	Detroit	81	65
Marian Hossa	Detroit	74	40				
Rick Nash	Columbus	78	40				
Eric Staal	Carolina	82	40				

POWER PLAY GOALS

NAME	TEAM	GP	PPG
Thomas Vanek	Buffalo	73	20
Alex Ovechkin	Washington	79	19
Mike Cammalleri	Calgary	81	19
Mike Green	Washington	68	18
Teemu Selanne	Anaheim	65	16
Brad Boyes	St. Louis	82	16

SHORT HAND GOALS

NAME	TEAM	GP	SHG
Mike Richards	Philadelphia	79	7
Patrick Marleau	San Jose	76	5
Rick Nash	Columbus	80	5
Sean Bergenheim	NY Islanders	59	4
Kris Versteeg	Chicago	78	4
Simon Gagne	Philadelphia	79	4
Mikko Koivu	Minnesota	79	4
Radek Dvorak	Florida	81	4
Alexandre Burrows	Vancouver	82	4
Jeff Carter	Philadelphia	82	4

POWER PLAY ASSISTS

NAME	TEAM	GP	PPA
Sidney Crosby	Pittsburgh	77	33
Andrei Markov	Montreal	78	32
Vyacheslav Kozlov	Atlanta	82	31
Ryan Getzlaf	Anaheim	81	28
Nicklas Backstrom	Washington	82	28

SHORT HAND ASSISTS

NAME	TEAM	GP	SHA
Marty Reasoner	Atlanta	79	5
Simon Gagne	Philadelphia	79	4
Scott Niedermayer	Anaheim	82	4
Scott Nichol	Nashville	43	3
T.J. Oshie	St. Louis	57	3
Mike Grier	San Jose	62	3
Matt Cullen	Carolina	69	3
Colin White	New Jersey	71	3
Patrik Elias	New Jersey	77	3
Eric Perrin	Atlanta	78	3
Kris Versteeg	Chicago	78	3
Daniel Alfredsson	Ottawa	79	3
Roman Hamrik	Montreal	81	3
Zach Parise	New Jersey	82	3
Travis Zajac	New Jersey	82	3
Jordan Staal	Pittsburgh	82	3

POWER PLAY POINTS

NAME	TEAM	GP	PPP
Alex Ovechkin	Washington	79	46
Vyacheslav Kozlov	Atlanta	82	43
Nicklas Backstrom	Washington	82	42
Evgeni Malkin	Pittsburgh	82	41
Sidney Crosby	Pittsburgh	77	40

SHORT HAND POINTS

NAME	TEAM	GP	SHP
Mike Richards	Philadelphia	79	9
Simon Gagne	Philadelphia	79	8
Patrick Marleau	San Jose	76	7
Kris Versteeg	Chicago	78	7
Rick Nash	Columbus	80	6
Marty Reasoner	Atlanta	79	6
Mikko Koivu	Minnesota	79	6

GAME WINNING GOALS

NAME	TEAM	GP	GWG
Jeff Carter	Philadelphia	82	12
Brad Boyes	St. Louis	82	11
Petr Sykora	Pittsburgh	76	10
Patrick Marleau	San Jose	76	10
Alex Ovechkin	Washington	79	10

SHOTS

NAME	TEAM	GP	S
Alex Ovechkin	Washington	79	528
Erik Staal	Carolina	82	372
Zach Parise	New Jersey	82	364
Jeff Carter	Philadelphia	82	342
Henrik Zetterberg	Detroit	77	309

SHOOTING PERCENTAGE (min. 82 shots)

NAME	TEAM	GP	G	S	PCTG
Ryan Malone	Tampa Bay	70	26	124	21.0
Loui Eriksson	Dallas	82	36	178	20.2
Kyle Wellwood	Vancouver	74	18	94	19.1
Thomas Vanek	Buffalo	73	40	211	19.0
Andrew Brunette	Minnesota	80	22	118	18.6

PLUS/MINUS

NAME	TEAM	GP	SHA
David Krejci	Boston	37	37
Blake Wheeler	Boston	81	36
Pavel Datsyuk	Detroit	81	34
Duncan Keith	Chicago	77	33
Travis Zajac	New Jersey	82	33

NHL POSTSEASON AWARD WINNERS

HART MEMORIAL TROPHY (SINCE 1980)

2008-09 – Alex Ovechkin, Washington
 2007-08 – Alex Ovechkin, Washington
 2006-07 – Sidney Crosby, Pittsburgh
 2005-06 – Joe Thornton, San Jose
 2003-04 – Martin St. Louis, Tampa Bay
 2002-03 – Peter Forsberg, Colorado
 2001-02 – Jose Theodore, Montreal
 2000-01 – Joe Sakic, Colorado
 1999-00 – Chris Pronger, St. Louis

(Most Valuable Player)

1998-99 – Jaromir Jagr, Pittsburgh
 1997-98 – Dominik Hasek, Buffalo
 1996-97 – Dominik Hasek, Buffalo
 1995-96 – Mario Lemieux, Pittsburgh
 1994-95 – Eric Lindros, Philadelphia
 1993-94 – Sergei Fedorov, Detroit
 1992-93 – Mario Lemieux, Pittsburgh
 1991-92 – Mark Messier, Edmonton
 1990-91 – Brett Hull, St. Louis

1989-90 – Mark Messier, Edmonton
 1988-89 – Wayne Gretzky, Los Angeles
 1987-88 – Mario Lemieux, Pittsburgh
 1986-87 – Wayne Gretzky, Edmonton
 1985-86 – Wayne Gretzky, Edmonton
 1984-85 – Wayne Gretzky, Edmonton
 1983-84 – Wayne Gretzky, Edmonton
 1982-83 – Wayne Gretzky, Edmonton
 1981-82 – Wayne Gretzky, Edmonton
 1980-81 – Wayne Gretzky, Edmonton

ART ROSS TROPHY

2008-09 – Evgeni Malkin, Pittsburgh
 2007-08 – Alex Ovechkin, Washington
 2006-07 – Sidney Crosby, Pittsburgh
 2005-06 – Joe Thornton, San Jose
 2003-04 – Martin St. Louis, Tampa Bay
 2002-03 – Peter Forsberg, Colorado
 2001-02 – Jarome Iginla, Calgary
 2000-01 – Jaromir Jagr, Pittsburgh
 1999-00 – Jaromir Jagr, Pittsburgh

(Scoring Leader)

1998-99 – Jaromir Jagr, Pittsburgh
 1997-98 – Jaromir Jagr, Pittsburgh
 1996-97 – Mario Lemieux, Pittsburgh
 1995-96 – Mario Lemieux, Pittsburgh
 1994-95 – Jaromir Jagr, Pittsburgh
 1993-94 – Wayne Gretzky, Los Angeles
 1992-93 – Mario Lemieux, Pittsburgh
 1991-92 – Mario Lemieux, Pittsburgh
 1990-91 – Wayne Gretzky, Los Angeles

1989-90 – Wayne Gretzky, Los Angeles
 1988-89 – Mario Lemieux, Pittsburgh
 1987-88 – Mario Lemieux, Pittsburgh
 1986-87 – Wayne Gretzky, Edmonton
 1985-86 – Wayne Gretzky, Edmonton
 1984-85 – Wayne Gretzky, Edmonton
 1983-84 – Wayne Gretzky, Edmonton
 1982-83 – Wayne Gretzky, Edmonton
 1981-82 – Wayne Gretzky, Edmonton
 1980-81 – Wayne Gretzky, Edmonton

MAURICE "ROCKET" RICHARD TROPHY

2008-09 – Alex Ovechkin, Washington
 2007-08 – Alex Ovechkin, Washington
 2006-07 – Vincent Lecavalier, Tampa Bay
 2005-06 – Jonathan Cheechoo, San Jose

(Leading Goal Scorer)

2003-04 – Jarome Iginla, Calgary,
 Rick Nash, Columbus &
 Ilya Kovalchuk, Atlanta
 2002-03 – Milan Hejduk, Colorado
 2001-02 – Jarome Iginla, Calgary

2000-01 – Pavel Bure, Florida
 1999-00 – Pavel Bure, Florida
1998-99 – Teemu Selanne, Anaheim
 (First Awarded in 1999)

CALDER MEMORIAL TROPHY

2008-09 – Steve Mason, Columbus
 2007-08 – Patrick Kane, Chicago
 2006-07 – Evgeni Malkin, Pittsburgh
 2005-06 – Alexander Ovechkin, Washington
 2003-04 – Andrew Raycroft, Boston
 2002-03 – Barret Jackman, St. Louis
 2001-02 – Dany Heatley, Atlanta
 2000-01 – Evgeni Nabokov, San Jose
 1999-00 – Scott Gomez, New Jersey

(Rookie of the Year)

1998-99 – Chris Drury, Colorado
 1997-98 – Sergei Samsonov, Boston
 1996-97 – Bryan Berard, NY Islanders
 1995-96 – Daniel Alfredsson, Ottawa
 1994-95 – Peter Forsberg, Quebec
 1993-94 – Martin Brodeur, New Jersey
 1992-93 – Teemu Selanne, Winnipeg
 1991-92 – Pavel Bure, Vancouver
 1990-91 – Ed Belfour, Chicago

1989-90 – Sergei Makarov, Calgary
 1988-89 – Brian Leetch, NY Rangers
 1987-88 – Joe Nieuwendyk, Calgary
 1986-87 – Luc Robitaille, Los Angeles
 1985-86 – Gary Suter, Calgary
 1984-85 – Mario Lemieux, Pittsburgh
 1983-84 – Tom Barrasso, Chicago
 1982-83 – Steve Larmer, Chicago
 1981-82 – Dale Hawerchuk, Winnipeg
 1980-81 – Peter Stastny, Quebec

JAMES NORRIS MEMORIAL TROPHY

2008-09 – Zdeno Chara, Boston
 2007-08 – Nicklas Lidstrom, Detroit
 2006-07 – Nicklas Lidstrom, Detroit
 2005-06 – Nicklas Lidstrom, Detroit
 2003-04 – Scott Niedermayer, New Jersey
 2002-03 – Nicklas Lidstrom, Detroit
 2001-02 – Nicklas Lidstrom, Detroit
 2000-01 – Nicklas Lidstrom, Detroit
 1999-00 – Chris Pronger, St. Louis

(Defensive Player of the Year)

1998-99 – Al MacInnis, St. Louis
 1997-98 – Rob Blake, Los Angeles
 1996-97 – Brian Leetch, NY Rangers
 1995-96 – Chris Chelios, Chicago
 1994-95 – Paul Coffey, Detroit
 1993-94 – Ray Bourque, Boston
 1992-93 – Chris Chelios, Chicago
 1991-92 – Brian Leetch, NY Rangers
 1990-91 – Ray Bourque, Boston

1989-90 – Ray Bourque, Boston
 1988-89 – Chris Chelios, Montreal
 1987-88 – Ray Bourque, Boston
 1986-87 – Ray Bourque, Boston
 1985-86 – Paul Coffey, Edmonton
 1984-85 – Paul Coffey, Edmonton
 1983-84 – Rod Langway, Washington
 1982-83 – Rod Langway, Washington
 1981-82 – Doug Wilson, Chicago
 1980-81 – Randy Carlyle, Pittsburgh

VEZINA TROPHY

2008-09 – Tim Thomas, Boston
 2007-08 – Martin Brodeur, New Jersey
 2006-07 – Martin Brodeur, New Jersey
 2005-06 – Miikka Kiprusoff, Calgary
 2003-04 – Martin Brodeur, New Jersey
 2002-03 – Martin Brodeur, New Jersey
 2001-02 – Jose Theodore, Montreal
 2000-01 – Dominik Hasek, Buffalo
 1999-00 – Olaf Kolzig, Washington

(Most Valuable Goaltender)

1998-99 – Dominik Hasek, Buffalo
 1997-98 – Dominik Hasek, Buffalo
 1996-97 – Dominik Hasek, Buffalo
 1995-96 – Jim Carey, Washington
 1994-95 – Dominik Hasek, Buffalo
 1993-94 – Dominik Hasek, Buffalo
 1992-93 – Ed Belfour, Chicago
 1991-92 – Patrick Roy, Montreal
 1990-91 – Ed Belfour, Chicago

1989-90 – Patrick Roy, Montreal
 1988-89 – Patrick Roy, Montreal
 1987-88 – Grant Fuhr, Edmonton
 1986-87 – Ron Hextall, Philadelphia
 1985-86 – John Vanbiesbrouck, NY Rangers
 1984-85 – Pelle Lindbergh, Philadelphia
 1983-84 – Tom Langway, Buffalo
 1982-83 – Pete Peeters, Boston
 1981-82 – Bill Smith, NY Islanders
 1980-81 – R. Sevigny, D. Herron, M. Larocque, MTL

LADY BYNG MEMORIAL TROPHY

2008-09 – Pavel Datsyuk, Detroit
 2007-08 – Pavel Datsyuk, Detroit
 2006-07 – Pavel Datsyuk, Detroit
 2005-06 – Pavel Datsyuk, Detroit
 2003-04 – Brad Richards, Tampa Bay
 2002-03 – Alexander Mogilny, Toronto
 2001-02 – Ron Francis, Carolina
 2000-01 – Joe Sakic, Colorado
 1999-00 – Pavol Demitra, St. Louis

(Sportsmanship Award)

1998-99 – Wayne Gretzky, NY Rangers
 1997-98 – Ron Francis, Pittsburgh
1996-97 – Paul Kariya, Anaheim
1995-96 – Paul Kariya, Anaheim
 1994-95 – Ron Francis, Pittsburgh
 1993-94 – Wayne Gretzky, Los Angeles
 1992-93 – Pierre Turgeon, NY Islanders
 1991-92 – Wayne Gretzky, Los Angeles
 1990-91 – Wayne Gretzky, Los Angeles

1989-90 – Brett Hull, St. Louis
 1988-89 – Joe Mullen, Calgary
 1987-88 – Mats Naslund, Montreal
 1986-87 – Joe Mullen, Calgary
 1985-86 – Mike Bossy, NY Islanders
 1984-85 – Jari Kurri, Edmonton
 1983-84 – Mike Bossy, NY Islanders
 1982-83 – Mike Bossy, NY Islanders
 1981-82 – Rick Middleton, Boston
 1980-81 – Rick Kehoe, Pittsburgh

NHL POSTSEASON AWARD WINNERS

FRANK J. SELKE TROPHY (SINCE 1980)

2008-09 – Pavel Datsyuk, Detroit
 2007-08 – Pavel Datsyuk, Detroit
 2006-07 – Rod Brind'Amour, Carolina
 2005-06 – Rod Brind'Amour, Carolina
 2003-04 – Kris Draper, Detroit
 2002-03 – Jere Lehtinen, Dallas
 2001-02 – Michael Peca, NY Islanders
 2000-01 – John Madden, New Jersey
 1999-00 – Steve Yzerman, Detroit

(Most Valuable Defensive Forward)

1998-99 – Jere Lehtinen, Dallas
 1997-98 – Jere Lehtinen, Dallas
 1996-97 – Michael Peca, Buffalo
 1995-96 – Sergei Fedorov, Detroit
 1994-95 – Ron Francis, Pittsburgh
 1993-94 – Sergei Fedorov, Detroit
 1992-93 – Doug Gilmour, Toronto
 1991-92 – Guy Carbonneau, Montreal
 1990-91 – Dirk Graham, Chicago

1989-90 – Rick Meagher, St. Louis
 1988-89 – Guy Carbonneau, Montreal
 1987-88 – Guy Carbonneau, Montreal
 1986-87 – Dave Poulin, Philadelphia
 1985-86 – Troy Murray, Chicago
 1984-85 – Craig Ramsey, Buffalo
 1983-84 – Doug Jarvis, Washington
 1982-83 – Bobby Clarke, Philadelphia
 1981-82 – Steve Kasper, Boston
 1980-81 – Bob Gainey, Montreal

CONN SMYTHE TROPHY

2008-09 – Evgeni Malkin, Pittsburgh
 2007-08 – Henrik Zetterberg, Detroit
2006-07 – Scott Niedermayer, Anaheim
 2005-06 – Cam Ward, Carolina
 2003-04 – Brad Richards, Tampa Bay
2002-03 – Jean-Sebastien Giguere, Anaheim
 2001-02 – Nicklas Lidstrom, Detroit
 2000-01 – Patrick Roy, Colorado
 1999-00 – Scott Stevens, New Jersey

(Playoff Most Valuable Player)

1998-99 – Joe Nieuwendyk, Dallas
 1997-98 – Steve Yzerman, Detroit
 1996-97 – Mike Vernon, Detroit
 1995-96 – Joe Sakic, Colorado
 1994-95 – Claude Lemieux, New Jersey
 1993-94 – Brian Leetch, NY Rangers
 1992-93 – Patrick Roy, Montreal
 1991-92 – Mario Lemieux, Pittsburgh
 1990-91 – Mario Lemieux, Pittsburgh

1989-90 – Bill Ranford, Edmonton
 1988-89 – Al MacInnis, Calgary
 1987-88 – Wayne Gretzky, Edmonton
 1986-87 – Ron Hextall, Philadelphia
 1985-86 – Patrick Roy, Montreal
 1984-85 – Wayne Gretzky, Edmonton
 1983-84 – Mark Messier, Edmonton
 1982-83 – Bill Smith, NY Islanders
 1981-82 – Mike Bossy, NY Islanders
 1980-81 – Butch Goring, NY Islanders

WILLIAM M. JENNINGS TROPHY

2008-09 – Tim Thomas, Manny Fernandez, Boston
 2007-08 – Chris Osgood and Dominik Hasek, Detroit
 2006-07 – Nicklas Backstrom and Manny Fernandez, Minnesota
 2005-06 – Miikka Kiprusoff, Calgary
 2003-04 – Martin Brodeur, New Jersey
 2002-03 – Martin Brodeur (N.J.), Roman Cechmanek & Robert Esche (PHI)
 2001-02 – Patrick Roy, Colorado
 2000-01 – Ed Belfour, Dallas

(Team Goaltending Defense)

1999-00 – Roman Turek, Jaime McLennan, St. Louis
 1998-99 – Ed Belfour, Roman Turek, Dallas
 1997-98 – Martin Brodeur, New Jersey
 1996-97 – Martin Brodeur, Michael Dunham, New Jersey
 1995-96 – Chris Osgood, Mike Vernon, Detroit
 1994-95 – Ed Belfour, Chicago
 1993-94 – Dominik Hasek, Grant Fuhr, Buffalo
 1992-93 – Ed Belfour, Chicago
 1991-92 – Patrick Roy, Montreal
 1990-91 – Ed Belfour, Chicago

1989-90 – Andy Moog, Rejean Lemelin, Boston
 1988-89 – Patrick Roy, Brian Hayward, Montreal
 1987-88 – Patrick Roy, Brian Hayward, Montreal
 1986-87 – Patrick Roy, Brian Hayward, Montreal
 1985-86 – Bob Froese, Darren Jensen, Philadelphia
 1984-85 – Tom Barrasso, Bob Sauve, Buffalo
 1983-84 – Al Jensen, Pat Riggan, Washington
 1982-83 – Roland Melanson, Bill Smith, NY Islanders
 1981-82 – Rick Wamsley, Denis Herron, Montreal (First awarded in 1982)

JACK ADAMS AWARD

2008-09 – Claude Julien, Boston
 2007-09 – Bruce Boudreau, Washington
 2006-07 – Alain Vigneault, Vancouver
 2005-06 – Lindy Ruff, Buffalo Sabres
 2003-04 – John Tortorella, Tampa Bay
 2002-03 – Jacques Lemaire, Minnesota
 2001-02 – Bob Francis, Phoenix
 2000-01 – Bill Barber, Philadelphia
 1999-00 – Joel Quenneville, St. Louis

(Coach of the Year)

1998-99 – Jacques Martin, Ottawa
 1997-98 – Pat Burns, Montreal
 1996-97 – Ted Nolan, Buffalo
 1995-96 – Scott Bowman, Detroit
 1994-95 – Marc Crawford, Quebec
 1993-94 – Jacques Lemaire, New Jersey
 1992-93 – Pat Burns, Toronto
 1991-92 – Pat Quinn, Vancouver
 1990-91 – Brian Sutter, St. Louis

1989-90 – Bob Murdoch, Winnipeg
 1988-89 – Pat Burns, Montreal
 1987-88 – Jacques Demers, Detroit
 1986-87 – Jacques Demers, Detroit
 1985-86 – Glen Sather, Edmonton
 1984-85 – Mike Keenan, Philadelphia
 1983-84 – Bryan Murray, Washington
 1982-83 – Orval Tessier, Chicago
 1981-82 – Tom Watt, Winnipeg
 1980-81 – Red Berenson, St. Louis

BILL MASTERTON MEMORIAL TROPHY

2008-09 – Steve Sullivan, Nashville
 2007-08 – Jason Blake, Toronto
 2006-07 – Phil Kessel, Boston
2005-06 – Teemu Selanne, Anaheim
 2003-04 – Bryan Berard, Chicago
 2002-03 – Steve Yzerman, Detroit
 2001-02 – Saku Koivu, Montreal
 2000-01 – Adam Graves, NY Rangers
 1999-00 – Ken Daneyko, New Jersey

(Perseverance and Dedication Award)

1998-99 – John Cullen, Tampa Bay
 1997-98 – Jamie McLennan, St. Louis
 1996-97 – Tony Granato, San Jose
 1995-96 – Gary Roberts, Calgary
 1994-95 – Pat LaFontaine, Buffalo
 1993-94 – Cam Neely, Boston
 1992-93 – Mario Lemieux, Pittsburgh
 1991-92 – Mark Fitzpatrick, NY Islanders
 1990-91 – Dave Taylor, Los Angeles

1989-90 – Gord Kluzak, Boston
 1988-89 – Tim Kerr, Philadelphia
 1987-88 – Bob Bourne, Los Angeles
 1986-87 – Doug Jarvis, Boston
 1985-86 – Charlie Simmer, Boston
 1984-85 – Anders Hedberg, NY Rangers
 1983-84 – Brad Park, Detroit
 1982-83 – Lanny McDonald, Calgary
 1981-82 – Glenn Resch, Colorado
 1980-81 – Blake Dunlop, St. Louis

KING CLANCY MEMORIAL TROPHY

2008-09 – Ethan Moreau, Edmonton
 2007-08 – Vincent Lecavalier, Tampa Bay
 2006-07 – Saku Koivu, Montreal
 2005-06 – Olaf Kolzig, Washington
 2003-04 – Jarome Iginla, Calgary
 2002-03 – Brendan Shanahan, Detroit
 2001-02 – Ron Francis, Carolina

(Leadership and Humanitarian Award)

2000-01 – Shjon Podein, Colorado
 1999-00 – Curtis Joseph, Toronto
 1998-99 – Rob Ray, Buffalo
 1997-98 – Kelly Chase, St. Louis
 1996-97 – Trevor Linden, Vancouver
 1995-96 – Kris King, Winnipeg
 1994-95 – Joe Nieuwendyk, Calgary
 1993-94 – Adam Graves, NY Rangers

1992-93 – Dave Poulin, Boston
 1991-92 – Ray Bourque, Boston
 1990-91 – Dave Taylor, Los Angeles
 1989-90 – Kevin Lowe, Edmonton
 1988-89 – Bryan Trottier, NY Islanders
 1987-88 – Lanny McDonald, Calgary (First awarded in 1988)

NHL STANLEY CUP CHAMPIONS

SEASON	WINNING TEAM	COACH	RUNNER UP	SERIES
2008-09	Pittsburgh Penguins	Dan Bylsma	Detroit Red Wings	4-3
2007-08	Detroit Red Wings	Mike Babcock	Pittsburgh Penguins	4-2
2006-07	Anaheim Ducks	Randy Carlyle	Ottawa Senators	4-1
2005-06	Carolina Hurricanes	Peter Laviolette	Edmonton Oilers	4-3
2003-04	Tampa Bay Lightning	John Tortorella	Calgary Flames	4-3
2002-03	New Jersey Devils	Pat Burns	Mighty Ducks of Anaheim	4-3
2001-22	Detroit Red Wings	Scotty Bowman	Carolina Hurricanes	4-1
2000-01	Colorado Avalanche	Bob Hartley	New Jersey Devils	4-3
1999-00	New Jersey Devils	Larry Robinson	Dallas Stars	4-2
1998-99	Dallas Stars	Ken Hitchcock	Buffalo Sabres	4-2
1997-98	Detroit Red Wings	Scotty Bowman	Washington Capitals	4-0
1996-97	Detroit Red Wings	Scotty Bowman	Philadelphia Flyers	4-0
1995-96	Colorado Avalanche	Marc Crawford	Florida Panthers	4-0
1994-95	New Jersey Devils	Jacques Lemaire	Detroit Red Wings	4-0
1993-94	New York Rangers	Mike Keenan	Vancouver Canucks	4-3
1992-93	Montreal Canadiens	Jacques Demers	Los Angeles Kings	4-1
1991-92	Pittsburgh Penguins	Scotty Bowman	Chicago Blackhawks	4-0
1990-91	Pittsburgh Penguins	Bob Johnson	Minnesota North Stars	4-2
1989-90	Edmonton Oilers	John Muckler	Boston Bruins	4-2
1988-89	Calgary Flames	Terry Crisp	Montreal Canadiens	4-2
1987-88	Edmonton Oilers	Glen Sather	Boston Bruins	4-0
1986-87	Edmonton Oilers	Glen Sather	Philadelphia Flyers	4-3
1985-86	Montreal Canadiens	Jean Perron	Calgary Flames	4-1
1984-85	Edmonton Oilers	Glen Sather	Philadelphia Flyers	4-1
1983-84	Edmonton Oilers	Glen Sather	New York Islanders	4-1
1982-83	New York Islanders	Al Arbour	Edmonton Oilers	4-0
1981-82	New York Islanders	Al Arbour	Vancouver Canucks	4-0
1980-81	New York Islanders	Al Arbour	Minnesota North Stars	4-1
1979-80	New York Islanders	Al Arbour	Philadelphia Flyers	4-2
1978-79	Montreal Canadiens	Scotty Bowman	New York Rangers	4-1
1977-78	Montreal Canadiens	Scotty Bowman	Boston Bruins	4-2
1976-77	Montreal Canadiens	Scotty Bowman	Boston Bruins	4-0
1975-76	Montreal Canadiens	Scotty Bowman	Philadelphia Flyers	4-0
1974-75	Philadelphia Flyers	Fred Shero	Buffalo Sabres	4-2
1973-74	Philadelphia Flyers	Fred Shero	Boston Bruins	4-2
1972-73	Montreal Canadiens	Scotty Bowman	Chicago Blackhawks	4-2
1971-72	Boston Bruins	Tom Johnson	New York Rangers	4-2
1970-71	Montreal Canadiens	Al MacNeil	Chicago Blackhawks	4-3
1969-70	Boston Bruins	Harry Sinden	St. Louis Blues	4-0
1968-69	Montreal Canadiens	Claude Ruel	St. Louis Blues	4-0
1967-68	Montreal Canadiens	Toe Blake	St. Louis Blues	4-0
1966-67	Toronto Maple Leafs	Punch Imlach	Montreal Canadiens	4-2
1965-66	Montreal Canadiens	Toe Blake	Detroit Red Wings	4-2
1964-65	Montreal Canadiens	Toe Blake	Chicago Blackhawks	4-3
1963-64	Toronto Maple Leafs	Punch Imlach	Detroit Red Wings	4-3
1962-63	Toronto Maple Leafs	Punch Imlach	Detroit Red Wings	4-1

NHL STANLEY CUP CHAMPIONS

SEASON	WINNING TEAM	COACH	RUNNER UP	SERIES
1961-62	Toronto Maple Leafs	Punch Imlach	Chicago Blackhawks	4-2
1960-61	Chicago Blackhawks	Rudy Pilous	Detroit Red Wings	4-2
1959-60	Montreal Canadiens	Toe Blake	Toronto Maple Leafs	4-0
1958-59	Montreal Canadiens	Toe Blake	Toronto Maple Leafs	4-1
1957-58	Montreal Canadiens	Toe Blake	Boston Bruins	4-2
1956-57	Montreal Canadiens	Toe Blake	Boston Bruins	4-1
1955-56	Montreal Canadiens	Toe Blake	Detroit Red Wings	4-1
1954-55	Detroit Red Wings	Jimmy Skinner	Montreal Canadiens	4-3
1953-54	Detroit Red Wings	Tommy Ivan	Montreal Canadiens	4-3
1952-53	Montreal Canadiens	Dick Irvin	Boston Bruins	4-1
1951-52	Detroit Red Wings	Tommy Ivan	Montreal Canadiens	4-0
1950-51	Toronto Maple Leafs	Joe Primeau	Montreal Canadiens	4-1
1949-50	Detroit Red Wings	Tommy Ivan	New York Rangers	4-3
1948-49	Toronto Maple Leafs	Hap Day	Detroit Red Wings	4-0
1947-48	Toronto Maple Leafs	Hap Day	Detroit Red Wings	4-0
1946-47	Toronto Maple Leafs	Hap Day	Montreal Canadiens	4-2
1945-46	Montreal Canadiens	Dick Irvin	Boston Bruins	4-1
1944-45	Toronto Maple Leafs	Hap Day	Detroit Red Wings	4-3
1943-44	Montreal Canadiens	Dick Irvin	Chicago Blackhawks	4-0
1942-43	Detroit Red Wings	Jack Adams	Boston Bruins	4-0
1941-42	Toronto Maple Leafs	Hap Day	Detroit Red Wings	4-3
1940-41	Boston Bruins	Cooney Weiland	Detroit Red Wings	4-0
1939-40	New York Rangers	Frank Boucher	Toronto Maple Leafs	4-0
1938-39	Boston Bruins	Art Ross	Toronto Maple Leafs	4-1
1937-38	Chicago Blackhawks	Bill Stewart	Toronto Maple Leafs	3-1
1936-37	Detroit Red Wings	Jack Adams	New York Rangers	3-2
1935-36	Detroit Red Wings	Jack Adams	Toronto Maple Leafs	3-1
1934-35	Montreal Maroons	Tommy Gorman	Toronto Maple Leafs	3-0
1933-34	Chicago Blackhawks	Tommy Gorman	Detroit Red Wings	3-1
1932-33	New York Rangers	Lester Patrick	Toronto Maple Leafs	3-1
1931-32	Toronto Maple Leafs	Dick Irvin	New York Rangers	3-0
1930-31	Montreal Canadiens	Cecil Hart	Chicago Blackhawks	3-2
1929-30	Montreal Canadiens	Cecil Hart	Boston Bruins	2-0
1928-29	Boston Bruins	Cy Denneny	New York Rangers	2-0
1927-28	New York Rangers	Lester Patrick	Montreal Maroons	3-2
1926-27	Ottawa Senators	Dave Gill	Boston Bruins	2-0
1925-26	Montreal Maroons	Eddie Gerard	Victoria Cougars	3-1
1924-25	Victoria Cougars	Lester Patrick	Montreal Canadiens	3-1
1923-24	Montreal Canadiens	Leo Dandurand	Calgary Tigers	2-0
1922-23	Ottawa Senators	Pete Greene	Edmonton Eskimos	2-0
1921-22	Toronto St. Pats	Eddie Powers	Vancouver Millionaires	3-2
1920-21	Ottawa Senators	Pete Greene	Vancouver Millionaires	3-2
1919-20	Ottawa Senators	Pete Greene	Seattle Metropolitans	3-2
1918-19	No Decision-The 1919 Final between the Seattle Metropolitans and Montreal Canadiens was cancelled due to an influenza epidemic.			
1917-18	Toronto Arenas	Dick Carroll	Vancouver Millionaires	3-2

BACKCHECKING: Forwards in the enemy zone skate back to their own end of the ice to protect their goal and prevent the opponent from shooting.

BOARDING: Violently checking an opponent into the boards. Illegal and calls for a penalty.

BODY CHECK: Slowing or stopping an opponent with the puck by using hip or shoulder. This is legal.

BREAKAWAY: No opponent between the puck carrier and the opposition's goal except the goalie.

BUTT-ENDING: To hit an opponent with the end of the stick farthest from the blade. Illegal and calls for a penalty.

CHARGING: Taking more than three strides before checking an opponent constitutes charging. Illegal and calls for a penalty.

CROSS-CHECKING: To hit an opponent with both hands on the stick and no part of the stick on the ice. Illegal and calls for a penalty.

DEKE: A quick move or feint by the puck carrier, who attempts to evade and fake out the opponent.

DROP PASS: Puck carrier leaves the puck behind to be picked up by a trailing teammate.

FORECHECKING: Hustling in the opponent's defensive zone by the forwards who want to keep the puck there and hopefully take it away.

HEAD-MANNING: When a player passes the puck forward to an attacking teammate.

FIVE-HOLE: The path the puck travels in a goal scored between the goalie's legs.
(e.g. "He went for the five hole on that shot.")

FREEZE THE PUCK: Pinning the puck against the boards with either the stick and/or skates.

GAME MISCONDUCT: A penalty called on an individual that disqualifies him for the rest of the game.

HAT TRICK: Three goals by a single player in a game.

HIGH STICKING: Carrying the stick above the shoulder level. If used against an opponent, it calls for a penalty. No goal can be scored with a high stick hit above shoulder level.

HOLDING: To use your hands on an opponent or his equipment. Illegal and calls for a penalty.

ICING THE PUCK: Shooting the puck from behind the center red line across the opponent's red line. Legal only when icing team is shorthanded. Otherwise a face-off is called deep in offender's zone.

INTERFERENCE: Body contact with opponent who doesn't have the puck (or the last man to have touched the puck). Also called for knocking an opponent's fallen stick out of his reach. Illegal and calls for a penalty.

MAJOR PENALTY: A five-minute penalty. A major penalty is assessed for fighting as well as flagrant minor infractions, such as high-sticking, that result in injury.

MINOR PENALTY: A two-minute penalty. Minor penalties include holding, hooking, interference, delay of game, cross-checking and highsticking.

MISCONDUCT PENALTY: A 10-minute penalty called against an individual. Substitutes are permitted. Called for insubordination or when a player incurs second major penalty in a game.

NEUTRAL ZONE: Center ice area between defending and attacking zones.

ONE-TIMER: An offensive player accepts a pass from a teammate and attempts a slap shot in the same motion.

OFF-SIDE: Called when an attacking player precedes the puck across the opponent's blue line. Illegal and calls for stoppage of play and a face-off.

PENALTY SHOT: A penalty shot is a one-on-one showdown between an offensive player and the goalie. Penalty shots are called when a player is fouled from behind and denied a breakaway scoring opportunity. They are also called for deliberately displacing the goal post during a breakaway, or when a defending player other than the goalie falls on the puck.

POINT: A position just inside the opposition blue line usually manned by defenseman when their team is in control of the puck in the opposition's zone.

POKE CHECK: To dislodge the puck from an opponent by stabbing at it with the blade of a stick. This is legal.

POWER PLAY: Occurs when a team has a one-or-two-man advantage because of penalties. Teams often use four forwards and one defenseman in this situation.

SCREEN SHOT: A shot the goalie has difficulty seeing because one or more players are between him and the shooter.

SLASHING: To swing stick at an opponent. Illegal and calls for a penalty, even if contact isn't made.

SLOT: The area directly in front of the goal crease where many offensive opportunities take place.

SPEARING: To use the stick like a spear. Illegal and calls for a five-minute major penalty.

SWEEP CHECK: To use the entire length of the stick with a sweeping motion while laying it flat on the ice in order to dislodge the puck from an opponent. This is legal.

TOP-SHELF: Placing the puck above either shoulder of the goalie in a scoring attempt. (e.g. "He went top-shelf in scoring that goal.")

** NOTE: No individual skater/goaltender statistics apply for the shootout

- ASSIST** An assist is awarded to the player or players (maximum of two) who touched the puck prior to the goal, provided no defender plays or possesses the puck in between.
- GAME PLAYED** A player receives credit for playing in a game if: i) he steps on the ice during time played or; ii) serves any penalty.
- GAME-WINNING GOAL** After the final score has been determined, the goal which leaves the winning Club one goal ahead of its opponent is the game-winning goal (example: if Team A beats Team B 8-3, the player scoring the fourth goal for Team A receives credit for the game-winning goal).
- GOAL** A goal is awarded to the last player on the scoring Club to touch the puck prior to the puck entering the net.
- GOALS-AGAINST AVERAGE** ... Multiply goals allowed (GA) by 60 and divide by minutes played (MINS).
- GOALTENDER** A goaltender receives a "W" for a win in regulation, overtime or shootout; an "L" for a loss in regulation; or an "OT" for a loss in overtime or shootout.
- PENALTY-KILLING PCT.** Subtract total number of power-play goals allowed from total number of shorthanded situations to get total number of power-plays killed. Divide the total number of power-plays killed by the total number of shorthanded situations.
- PLUS-MINUS** A player receives a "plus" if he is on the ice when his Club scores an even-strength or shorthand goal. He receives a "minus" if he is on the ice for an even-strength or shorthand goal scored by the opposing Club. The difference in these numbers is considered the player's plus-minus statistic.
- POWER-PLAY GOAL** A goal scored by a Club while it has a manpower advantage due to an opponent's penalty. Following are some examples of what is and is not considered a power-play goal:
- if a Club has an advantage on a minor penalty starting at 2:02 of the period and it scores at 4:02, the goal is not a power-play goal.
 - if a Club scores on a delayed penalty, the goal is not a power-play goal.
 - if a Club has an advantage due to a five-minute major or match penalty, that Club is always credited with having one more advantage than the number of power-play goals it scores during that advantage, because the penalty does not expire. A new advantage begins after each power-play goal. For example, if Team A scores three goals during a major penalty, it is credited with four advantages.
 - if a Club is on a power-play for any length of time, it is considered to have had an advantage.
 - if a minor penalty is incurred by a Club on a power-play due to a major penalty, a new advantage is given to that Club when its minor penalty expires, provided the opponent's major penalty is still in effect.
- POWER-PLAY PERCENTAGE** ... Total number of power-play goals divided by total number of power-play opportunities.
- SAVE PERCENTAGE** Subtract goals allowed (GA) from shots against (SA) to determine saves. Then divide saves by shots-against.
- SHOOTING PERCENTAGE** Divide the number of goals scored by the number of shots taken.
- SHORTHAND GOAL** A goal scored by a Club while it is at a manpower disadvantage. The same cases apply for shorthand as for power-play goals, but in the opposite manner.
- SHOT ON GOAL** If a player shoots the puck with the intention of scoring and if that shot would have gone in the net had the goaltender not stopped it, the shot is recorded as a "shot on goal".
- SHUTOUT** If two goaltenders combine for a shutout, neither receives credit for the shutout. Instead it is recorded as a Club shutout.
- TENTHS OF A SECOND** If a penalty or goal occurs in the last minute, the time is rounded off to the previous second (ex: if a penalty is called with 12.4 seconds left in a period, the time is indicated as 19:47 and not 19:48.)
- COACHES RECORD** A coach receives a "W" for a win in regulation, overtime or shootout; an "L" for a loss in regulation; or an "OT" for a loss in overtime or shootout.

2009-10 SCHEDULE

SEPTEMBER

SUN	MON	TUE	WED	THU	FRI	SAT
		1	2	3	4	5
6	7	8	9	10	11	12
13	14	15	16 PHX 7:05	17 VAN 7:05	18 PHX 7:05	19 LA 7:30
20	21 SJ 7:05	22	23	24 VAN 7:05	25 SJ 7:30	26
27 LA 5:05	28	29	30			

OCTOBER

SUN	MON	TUE	WED	THU	FRI	SAT
				1	2	3 K SJ 7:05
4	5	6 MIN 8:00	7	8 BOS 8:00	9	10 K PHI 8:00
11 K NYR 3:00	12	13	14 MIN 7:05	15	16	17 K STL 7:05
18	19	20	21 P DAL 7:05	22	23	24 K CLB 7:05
25	26 P TOR 7:05	27	28	29	30 VAN 7:05	31 PHX 8:00

NOVEMBER

SUN	MON	TUE	WED	THU	FRI	SAT
1	2	3 P PIT 7:05	4	5 NSH 7:05	6	7 K PHX 7:05
8	9	10	11 P NJ 8:00	12	13 K CLB 4:00	14 P DET 4:00
15	16 P PIT 4:30	17	18	19 P TB 7:05	20	21 P SJ 7:05
22	23 K CGY 7:05	24	25 P CAR 7:05	26	27 P CHI 1:05	28
29 PHX 5:05	30					

DECEMBER

SUN	MON	TUE	WED	THU	FRI	SAT
		1 LA 7:30	2	3 DAL 5:30	4 MIN 5:00	5
6 K OTT 5:05	7	8 W DAL 7:05	9	10	11 P DET 4:30	12 W CLB 4:00
13	14	15	16 K VAN 7:00	17 P SJ 7:30	18	19 PHX 1:05
20	21	22 K COL 7:00	23 P PHX 8:00	24	25	26 P SJ 7:30
27	28	29 P MIN 7:05	30	31 DAL 5:00		

JANUARY

SUN	MON	TUE	WED	THU	FRI	SAT
					1	2 NSH 5:00
3 K CHI 4:00	4	5 P DET 7:05	6	7 P STL 7:05	8	9 K NSH 5:00
10 K CHI 4:00	11	12	13 W BOS 7:05	14 W LA 7:30	15	16
17 P CGY 5:05	18	19 P BUF 7:05	20	21 K SJ 7:30	22	23 P STL 5:00
24	25	26 P ATL 4:00	27 W WSH 4:00	28	29 W TB 4:30	30
31						

FEBRUARY

SUN	MON	TUE	WED	THU	FRI	SAT
	1 FLA 4:30	2	3 P DET 7:05	4 W LA 7:30	5	6
7	8 LA 7:05	9	10 W EDM 7:05	11	12	13 CGY 7:00
14 EDM 4:00	15	16	17	18	19	20
21	22	23	24	25	26	27
28						

MARCH

SUN	MON	TUE	WED	THU	FRI	SAT
	1	2	3 W COL 7:05	4	5	6 K PHX 5:00
7 P MTL 5:05	8	9 P CLB 7:05	10	11	12 P NSH 7:05	13
14 P SJ 5:05	15	16	17 W CHI 7:05	18	19 K NYI 7:05	20
21 P COL 5:05	22	23 W CGY 8:00	24 P VAN 7:00	25	26 P EDM 6:00	27
28	29 P DAL 7:05	30	31 W COL 8:00			

APRIL

SUN	MON	TUE	WED	THU	FRI	SAT
				1	2 P VAN 7:05	3 W LA 7:30
4	5	6 P LA 7:05	7	8 K DAL 5:30	9 K STL 5:00	10
11 P EDM 5:05						

TV KEY

PRIME TICKET = P
FS WEST = W
KDOC-TV = K

 Pre-Season

 Home

 Away

PRIME TICKET

kdoc
los angeles


AMERICAN

HOME OF DUCKS HOCKEY



you know who could use a
car like this? everyone.



the INSiGHT. a new hybrid from Honda. Hybrid and Honda. AKA, efficiency and reliability, two things everyone can use. Other useful things: an innovative battery, split fold-down rear seats and 43 hwy mpg.* The hybrid designed and priced for us all. The new Insight.  from Honda. for everyone.



Honda is the official vehicle of the NHL®

insight.honda.com 1-800-33-Honda *Based on 2010 EPA mileage estimates, reflecting new EPA fuel economy methods, beginning with 2008 models. Use for comparison purposes only. Do not compare to models before 2008. Actual mileage will vary. The Eco Assist symbol is a trademark of Honda Motor Co., Ltd., and may not be used or reproduced without prior written approval. ©2009 American Honda Motor Co., Inc. NHL and the NHL Shield are registered trademarks of the National Hockey League. ©NHL 2009. All Rights Reserved.