

the **Y**

2024-25

MEDIA GUIDE

BE THE  THUNDER

TABLE OF CONTENTS

ADMIN STAFF

Executives	4 - 8
Coaching Staff	9 - 13
Hockey Operations	14 - 19

2024-25 PLAYER BIOS

2024-25 Player Bios	22 - 99
---------------------	---------

NHL OPPONENTS

NHL Opponents	102 - 163
---------------	-----------

HISTORY & RECORDS

Season Records	166 - 168
Special Teams	169 - 170
Season Leaders	170 - 171
All-Time Records	172 - 174
Last Trade With	175
Records vs. Opponents	176
Overtime/Shootout Register	177 - 181
Overtime History	181 - 182
Year by Year Streaks	183
All-Time Hat Tricks	184 - 185
All-Time Attendance	185 - 186
All-Time Shootouts & Penalty Shots	187 - 189
Best and Worst Record	190
Season Openers and Closers	191 - 195
Year by Year Individual Statistics and Game Results	196 - 257
All-Time Lightning Preseason Results	258 - 259
All-Time Personnel History, Awards & Honors	260 - 261
All-Time Sweater Numbers	261 - 263
All-Time Draft Selections	264 - 265
All-Time Player Acquisitions & Trades	266 - 275
All-Time Skater Register	276 - 291
All-Time Goaltending Register	291 - 294
Youngest and Oldest Players	294
Lightning and Amalie Arena Firsts	295 - 296
Team History	296 - 304
All-Time Individual Record	305 - 307
All-Time Team Records	307 - 313

PLAYOFF HISTORY & RECORDS

All-Time Playoff Scoring	316
Playoff Firsts	317
All-Time Playoff Results	318 - 327
Team Playoff Records	328
Individual Playoff Records	328 - 329

BE THE  THUNDER

JEFF VINIK

CHAIRMAN & GOVERNOR



JEFF VINIK purchased the Tampa Bay Lightning on March 3, 2010, promising a comprehensive transformation of the franchise while pledging to make a significant positive impact in the Tampa Bay community, and he has delivered.

Upon acquiring the Lightning, Vinik vowed to make the organization “world-class,” creating an unrivaled fan experience while putting together a team of which Tampa Bay sports fans would be proud, on and off the ice. Vinik and his franchise became Stanley Cup Champions on September 28, 2020 when the Lightning defeated the Dallas Stars in six games after spending 65 days in the pandemic-induced NHL “Bubble.” The Lightning repeated the feat becoming only the second team since the turn of the century to go back-to-back after downing the Montreal Canadiens in five games to capture a second-consecutive Stanley Cup on July 7, 2021. The Lightning returned to the Stanley Cup Final for the third season in a row in June of 2022 where they fell to the Colorado Avalanche in six games.

As Vinik enters his 14th year of ownership, the Lightning are recognized nationally as one of the top organizations in North American sports, having appeared in the National Hockey League’s Eastern Conference Final/Stanley Cup Semifinal seven times (2011, 2015, 2016, 2018, 2020, 2021 & 2022), advancing to the Stanley Cup Final four times (2015, 2020, 2021 & 2022), and winning hockey’s ultimate prize in 2020 and 2021. Off the ice, the Lightning brand has been completely revitalized and transformed, having been lauded by both ESPN as the No. 1 team in professional sports in the media giant’s Ultimate Standings (also ranking in the Top 10 in six of seven years), as well as by the Sports Business Journal as one of five finalists for Team of the Year in 2016, 2020, and 2022, earning that title in 2022. AMALIE Arena has sold out 373 consecutive games (includes playoffs) entering the 2024-25 season, the NHL’s longest active sellout streak which began on 3/26/15 (2020-21 season excluded due to social distancing protocols). Vinik now sits as a member of the Executive Committee of the National Hockey League’s Board of Governors.

In executing his plan to bring a world class franchise to life in Tampa Bay, Vinik has invested more than \$100 million in private funding into the publicly owned AMALIE Arena to create a guest-first facility recognized as one of the finest in the NHL. Additionally, under the umbrellas of the Vinik Family Foundation and the Lightning Foundation, Jeff and his family have invested nearly \$40 million in Tampa Bay area charities through a variety of programs and donations, the most notable being the Lightning Community Heroes program, in which \$50,000 is donated to worthy individuals and their non-profits of choice at each Bolts home game. Through the 2023-24 season, more than \$30 million has been donated through the Community Heroes program to more than 750 local non-profits.

The Lightning’s success under Vinik has coincided with the emergence of a development company, Strategic Property Partners (SPP), LLC and its plan to develop approximately 60 acres in downtown Tampa’s south core into a new district entitled Water Street Tampa. SPP, a partnership between Vinik and Cascade Investment, LLC of Kirkland, Washington, is developing a \$3 billion investment to bring Water Street Tampa to life and reinvent the blocks surrounding AMALIE

Arena into a walkable, 24-7 live-work-play wellness district. With construction of Phase 1 complete and Phase 2 on the immediate horizon, the district includes a School of Medicine for the University of South Florida, corporate office buildings, three Marriott hotel properties, residences, retail, restaurants, entertainment, and improved infrastructure. Vinik remains an advisor on the project as they continue to plan for future phases.

Vinik is also the impetus behind Embarc Collective, an innovation hub which opened in downtown Tampa in 2019. Embarc formally brings together startup companies, venture capitalists, academic resources, and startup-focused partners in a central physical hub to help open opportunities, inspire iteration, push progress, and put Tampa Bay on the map as a prime destination for diverse startup talent to make an impact.

The Vinik family has directly contributed to several local non-profits, including the Florida Aquarium, Tampa Museum of Art, the United Way of Suncoast, Feeding Tampa Bay, Metropolitan Ministries and Tampa Preparatory School and Jeff served as the Chairman of the American Heart Association’s 2018 Tampa Bay Heart Walk.

In August of 2018, the Viniks helped cut the ribbon on the \$2.5 million Jeff and Penny Vinik Family Winston Park Boys and Girls Club in east Tampa. The Viniks donated \$1 million to relief efforts after Hurricane Harvey struck the state of Texas and another \$4 million (through the Lightning Foundation) after Hurricanes Irma, Helene and Milton devastated much of the state of Florida. In September 2017, the University of South Florida’s Muma College of Business renamed its dual-degree sport-focused graduate program the Vinik Sport and Entertainment Program, a result of Vinik’s support of the University and this field of study.

In 2018, through the Vinik Family Foundation and partnership with the University of Florida’s Lastinger Center, the Viniks donated \$6 million to launch the Hillsborough Early Learning Network (HELN). Through the development of this workforce and training program for early learning educators, nearly 1,500 teachers and over 400 directors in Hillsborough County have been empowered through tailored professional learning, strengthening the early childhood workforce during a pivotal time and benefiting more than 16,000 children. Through strategic collaboration, HELN has leveraged more than \$94 million in private and public funds to expand HELN’s reach throughout the state of Florida.

After growing up in New Jersey and attending high school at Riverdale Country School in New York City, Vinik graduated from Duke University (1981) with a Bachelor of Science degree in Engineering and Economics. He went on to earn his Master of Business Administration degree from the Harvard Business School, graduating in 1985.

Vinik was awarded Duke University’s Distinguished Young Alumni Award in 1994, and he later served on the Duke University Board of Trustees. In May 2012, the family made a \$10-million donation to Duke to establish a faculty challenge fund that is being used to hire and retain professors who focus on complex societal challenges such as engineering and related areas in energy, global health, brain sciences, and the environment.

In addition to his primary business interests in Tampa Bay, Vinik maintains interests in several other entities, including aXiomatic, a Los Angeles-based esports and gaming company of which he is co-executive chairman. Founded in September of 2016, aXiomatic is the majority owner of the Team Liquid franchise, a stalwart esports franchise, which won DOTA2’s The International 2017 and secured back-to-back North American championships in 2018 for League of Legends’ North American League Championship Series.

Jeff resides in South Tampa and has four children: Danny, Jared, Kyra, and Joshua.

STEVE GRIGGS

CHIEF EXECUTIVE OFFICER



STEVE GRIGGS is entering his ninth season as Chief Executive Officer of Vinik Sports Group (VSG) after being appointed to the position on July 24, 2015. On February 22, 2024, he was promoted to Chief Executive Officer and Vice Chairman. His journey with the organization began on August 31, 2010, when he joined the team as Chief Operating Officer, and he later served as team president for a year before his CEO appointment. Griggs oversees all divisions of Vinik Sports Group, including VSG Live, VSG Commercial Sales, and VSG Facilities, leading business operations for major brands such as the Tampa Bay Lightning, AMALIE Arena, USF Athletics, Yuengling Center, and Tampa Bay Sports retail.

During his tenure, Griggs has achieved unprecedented success, most notably with the Lightning’s back-to-back Stanley Cup victories in 2020 and 2021. Under his leadership, the Lightning were named Sports Business Journal’s 2022 Team of the Year, and Griggs himself was recognized by The Hockey News as the NHL’s No. 1 team executive in their 2022 “Money and Power” issue.

As the Lightning enter the 2024-25 season, they continue to lead when it comes to serving the community and creating a world class experience for all fans. During the summer of 2024, AMALIE Arena underwent several exciting enhancements such as a transformational digital signage installation, the largest of its kind in Central Florida, as well as the reimagining of social gathering spaces inside and outside the arena, including Market on Four, Corona Bolts Bay and RIPA Rooftop. In addition, luxury suites received a complete refresh along with upgraded amenities and menus. In response to fan surveys, the team pledged to not raise concession prices for the 2024-25 season.

Under Griggs’ leadership, the Lightning welcomed their first jersey patch partners in 2024, the Tampa Metropolitan Area YMCA and AdventHealth. “Patch with a Purpose”, a revolutionary program, the NHL’s first-ever jersey patch initiative, which was created with community at its core, includes a \$1 million pledge to support philanthropic efforts over the next five years.

In response to the devastation caused by Hurricanes Helene and Milton in 2024, Griggs and the Lightning led from the front, pledging more than \$3 million in relief and recovery aid through the Lightning Foundation. This coincided with the launch of the “Tampa Bay Strong” campaign, which includes fan-driven donations, raffles, auctions, volunteerism and more. The program kicked off as AMALIE Arena hosted the first sporting event in Tampa Bay following the destructive hurricanes.

Also during his tenure, Griggs spearheaded the creation of Vinik Sports Group as the parent company for the Lightning and other business verticals, including VSG Commercial Sales, VSG Facilities, and VSG Live. His commitment to enhancing fan experience is evident through initiatives such as the Cur(ate) TPA program, which introduced fresh, local food options to AMALIE Arena. Griggs also led the development of the Cigar City Brewing Taproom on Ford Thunder Alley and has overseen more than \$100 million in arena renovations. In 2022-23, he established the Lightning Hall of Fame to honor the organization’s history.

Under Griggs’ leadership, the Lightning’s sellout streak began in 2015, entering the 2024-25 season with 373 consecutive sellouts—the longest active streak in the NHL. Griggs also championed the Community Hero program, which has donated more than \$30 million to nearly 750 Tampa Bay-area non-profits since its inception in 2011-12. Each game, \$50,000 is donated to local charities, making it a cornerstone initiative for the team. He also leads VSG’s CHARGE volunteer program, with employees contributing more than 37,000 hours annually to over 150 non-profits.

Griggs initiated the team’s “Be the Thunder” marketing campaign, which now enters its 12th consecutive season. Under his guidance, the Lightning ranked No. 1 in ESPN’s “Ultimate Standings” in 2016. The organization was named a finalist for Sports Business Journal’s Sports Team of the Year in 2016 and 2021 and won the award in 2022. The Lightning have also been recognized as one of Tampa Bay Times’ Top 100 Best Places to Work from 2014-2019 and again in 2022, 2023, and 2024.

The Lightning, alongside the NHL and NHLPA, have invested millions in growing youth hockey in Tampa Bay. The team’s community hockey and development department has distributed more than 500,000 street hockey sticks and balls to local schools and opened 10 outdoor public rinks. In February 2020, Griggs led the \$9M renovation of the Lightning’s practice facility, renaming it TGH Ice Plex.

Griggs has played a key role in bringing major sporting events to Tampa Bay, including the 2018 NHL All-Star Game, the 2019 Global Series in Sweden, and the 2022 Stadium Series in Nashville. He has collaborated with the Tampa Bay Sports Commission to host NCAA and SEC events such as the 2022 Men’s SEC Tournament, the 2023 Men’s Frozen Four, and the 2025 NCAA Women’s Final Four.

In addition to his work with the Lightning, Griggs helped secure a groundbreaking 10-year multimedia rights and facility management partnership with the University of South Florida, including the renaming of the USF Sun Dome to the Yuengling Center. He also forged a connection with Tampa Bay’s new women’s professional sports team, the Tampa Bay Sun, in 2024, positioning VSG to support marketing, retail, and logistics for the team.

Before coming to Tampa Bay, Griggs spent three years serving as executive vice president of sales and marketing for the Orlando Magic and opened the Amway Center. Prior to that, Griggs served for seven years as the vice president of sales and service for the Minnesota Wild of the National Hockey League and their parent company, Minnesota Sports & Entertainment (MSE). The Aurora, Ontario native also worked for Maple Leaf Sports & Entertainment (MLSE), the NBA’s Toronto Raptors (1994-99) and the NHL’s Toronto Maple Leafs (1997-99) as the director of ticket sales and service, where he led the sales and relocation efforts from historic Maple Leaf Gardens into Air Canada Centre in Toronto.

Griggs and his wife, Janell, reside in Tampa with their daughter, Maddie, and son, Jack.

JULIEN BRISEBOIS

VICE PRESIDENT & GENERAL MANAGER, ALTERNATE GOVERNOR

JULIEN BRISEBOIS was named the eighth general manager in franchise history on September 11, 2018 and is beginning his seventh season in that capacity. BriseBois became the Lightning's second general manager to bring the Stanley Cup to Tampa Bay in 2020 and followed it with another Stanley Cup Championship in 2021 making the Lightning only the second team since the turn of the century to capture back-to-back Cups. He also helped the Lightning advance to the Stanley Cup Final for the third consecutive season in 2022. He is responsible for all Lightning hockey operations including the coaching and the scouting staffs, player procurement and development, as well as minor league affiliations and operations. He also serves as alternate governor reporting directly to chairman and governor, Jeff Vinik.

The Tampa Bay Lightning appeared in its third consecutive Stanley Cup Final in 2021-22 after defeating the Toronto Maple Leafs in seven games, the Florida Panthers in four games, and the New York Rangers in six games. The team, which was forced to skate without one of its top forwards in Brayden Point for the majority of that run, received a boost from new faces acquired by BriseBois before the trade deadline. He added some speed and some size with the additions of forwards Brandon Hagel from the Chicago Blackhawks and Nick Paul from the Ottawa Senators. Paul would score both goals for the Lightning in its 2-1 Game 7 victory over the Maple Leafs in that first round series.


After making three consecutive Stanley Cup Final appearances from 2020-2022, the Bolts chase for a fourth straight Stanley Cup Final appearance in 2022-23 was cut short in the first round by the Toronto Maple Leafs in six games.

In 2023-24, BriseBois made moves at the trade deadline to acquire F Anthony Duclair and D Matt Dumba to reinforce both the blue line and offense. The Lightning qualified for the playoffs and would fall in five games to the eventual Stanley Cup Champions, the Florida Panthers. On June 30, BriseBois traded to acquire the rights to F Jake Guentzel, who he would sign to a seven-year contract on July 1. On July 24, BriseBois was appointed as the assistant general manager for Team Canada at the Four Nations Faceoff and the 2026 Olympics, marking his managerial debut on the international stage.

The organization won its third Stanley Cup in franchise history and second in two seasons in 2020-21 despite missing superstar forward Nikita Kucherov for the entire regular season due to offseason hip surgery. BriseBois expertly navigated the NHL's salary cap utilizing nearly every tool and dollar at his disposal, nearly down to the last cent, to continue to ice a championship roster. Despite being hamstrung by the salary cap, BriseBois made a blockbuster move at the trade deadline, acquiring defenseman David Savard from Columbus to strengthen the back end. The Lightning would shut out their opponent in all four series-clinching victories, an NHL record, during their 2021 playoff championship run.

In 2019-20, BriseBois' Lightning captured the franchise's second Stanley Cup with a 4-2 series victory over the Dallas Stars. BriseBois bolstered the Lightning's line-up with two key trades during the month of February acquiring forwards Blake Coleman from New Jersey and Barclay Goodrow from San Jose. Both players played pivotal roles in the Lightning's run to the Stanley Cup.

Under BriseBois' guidance, the 2018-19 team became the first in Lightning franchise history to capture the NHL's Presidents Trophy for best regular season record, the Bolts finished 21 points ahead of second place Boston and Calgary. Tampa Bay's 128 points, at the time, were the fourth most in a single season in NHL history, and the Lightning matched the 1995-96 Detroit Red Wings for the League record for victories (62) in a single season. The Lightning set franchise records for wins, points, home wins (tied with 2014-15), home points, road wins, road points, ROW, goals, goals per game, power-play percentage, and longest win streak, among many others, in 2018-19.



BriseBois has twice been a runner-up for the Jim Gregory General Manager of the Year Award, earning nominations in 2019-20 and 2021-22. Prior to being promoted to general manager, BriseBois spent eight seasons as assistant general manager under Steve Yzerman. In that position, BriseBois assisted in all aspects of player personnel decisions, player development, analytics, contract preparation and negotiation, collective bargaining agreement interpretation and compliance, as well as salary arbitration for the Lightning and the Syracuse Crunch of the American Hockey League, for whom he also served as general manager. In that role, BriseBois was also part of the AHL's competition committee and served as the chairman of the AHL Player Development Committee.

As general manager of the Lightning's top affiliate, the Syracuse Crunch, and the Norfolk Admirals before that, BriseBois has been the architect of teams that reached the Calder Cup Final on three occasions during his tenure, including most recently in 2017 with the Crunch, and won the AHL's championship in 2012 with Norfolk. With the Lightning's emphasis on drafting and development, the Crunch play an integral role in Tampa Bay's success. During the 2011-12 season, BriseBois' Norfolk Admirals set a professional sports record with a 28-game win streak that propelled Norfolk to the AHL's best regular season record. The team's regular season success continued in the playoffs as the Admirals went on to win the organization's first Calder Cup, the first championship by a Lightning AHL affiliate. In 2010-11 the Hockey News recognized BriseBois as the top hockey executive under 40 years of age in their "Top 40 Under 40" listing.

Prior to coming to Tampa Bay, BriseBois spent nine seasons with the Montreal Canadiens after joining the organization on September 1, 2001 as director of legal affairs. In July of 2003, he added director of hockey operations to his duties before being named vice president of hockey operations on July 24, 2006. In this capacity, BriseBois oversaw the Canadiens' AHL affiliate, the Hamilton Bulldogs. The Bulldogs went on to win the 2007 Calder Cup during the first season under BriseBois' direction. On August 23, 2007, BriseBois was named the general manager of the Hamilton Bulldogs making him the youngest in the AHL at the time. During that time, he retained his position with the Canadiens.

A native of Greenfield Park, Quebec, BriseBois was employed by the Heenan Blaikie law firm before joining the Canadiens. He worked in the field of sports law where he represented several NHL and MLB clubs in arbitration cases as well as acting as an advisor in contract negotiations. BriseBois also participated in the reform of the Constitution and By-Laws of the Quebec Major Junior Hockey League.

BriseBois is a graduate of the University of Montreal Faculty of Law and earned a master's degree in business administration from the John Molson School of Business at Concordia University. He is a member of the Quebec Bar, the American Bar Association, and the Sports Lawyers Association.

STACY ROEST

ASSISTANT GENERAL MANAGER - DIRECTOR OF PLAYER DEVELOPMENT



STACY ROEST, an NHL veteran, enters his 12th season with the Tampa Bay Lightning in 2024-25 and his sixth as assistant general manager – director of player development, a post he was promoted to on May 6, 2019. Roest is also the general manager of the American Hockey League's Syracuse Crunch, the Lightning's top minor league affiliate. Previously, Roest was brought into the organization as director of player development on July 1, 2013.

Roest has worked extensively with the Syracuse Crunch since joining the organization and has been a vital member of Tampa Bay's player development process, both on and off the ice. He also has planned and ran the Lightning's offseason prospect and development camps while providing support and tracking the athletes' progress with their collegiate, junior and/or minor league teams. He spent seven seasons in the previous position before being promoted to assistant general manager of the Lightning and general manager of the Crunch. He will remain focused on

player development while also managing the minor league roster and Tampa Bay's professional relationship with the Crunch and its management team.

The Lethbridge, Alberta native played in 244 career NHL games with the Detroit Red Wings and Minnesota Wild. He finished his NHL career with 28 goals and 76 points. Roest also skated in 309 career American Hockey League games collecting 99 goals and 286 points. He finished his career playing for the Rapperswil-Jona Lakers in Switzerland's top league from the 2003-04 season until he retired in 2012. Roest also represented Canada at the Spengler Cup seven times during his career captaining the team twice.

JAMIE PUSHOR

ASSISTANT GENERAL MANAGER - DIRECTOR OF PLAYER PERSONNEL



JAMIE PUSHOR, an NHL veteran, enters his 14th season with the Tampa Bay Lightning and sixth as assistant general manager – director of player personnel, a position he was elevated to on May 6, 2019. Prior to his promotion, Pushor served as the Lightning's director of professional scouting for the 2018-19 season.

In his role, Pushor oversees the team's professional scouting operations, assignments, and staffing at both the AHL and NHL levels. He joined the Lightning organization in August of 2011 as a professional scout. Pushor played 14 professional seasons including 521 career NHL games and 404 AHL contests. He played 11 seasons in the NHL with the Detroit Red Wings, Anaheim Ducks, Dallas Stars, Columbus Blue Jackets, Pittsburgh Penguins, and New York Rangers. He won the Stanley Cup as a member of the Detroit Red Wings in 1997.

Pushor was drafted by the Red Wings 32nd overall at the 1991 NHL Draft.

MATHIEU DARCHE

ASSISTANT GENERAL MANAGER - DIRECTOR OF HOCKEY OPERATIONS



MATHIEU DARCHE, a former Lightning forward and NHL veteran, joined the Tampa Bay Lightning organization on May 6, 2019 as director of hockey operations and is entering his sixth season in the position and his second season as assistant general manager. Darche assists General Manager Julien BriseBois in all aspects of player personnel decisions, analytics, player development, contract preparation and negotiation, budgeting, scheduling, and cap tracking.

A veteran of 250 NHL games played with the Lightning, Columbus Blue Jackets, Nashville Predators, San Jose Sharks, and Montreal Canadiens, Darche joins the Bolts after formally retiring as a player in 2013. He was heavily involved as part of the NHLPA negotiating committee during the 2012-13 work stoppage, also serving on the negotiating committee of the Professional Hockey Players Association for the American Hockey League's collective bargaining agreement.

After retiring as a player, Darche worked for Delmar International, a Canadian customs broker and freight forwarder with more than 1,000 employees worldwide offering complete cargo management supply chain solutions in the position of vice president of sales and marketing. He also served five years on the board of Ronald McDonald House and six years as a television hockey analyst on RDS. Darche graduated from McGill University in Montreal in 2000 with a commerce degree majoring in marketing and international business. He was named to the school's sports hall of fame in 2015.

AL MURRAY

SENIOR ADVISOR TO THE GENERAL MANAGER



AL MURRAY enters his 15th season with the Lightning and second as senior advisor to the general manager, a post he was elevated to on June 29, 2023. Previously, Murray joined the Lightning organization on August 16, 2010 as director of amateur scouting.

With Tampa Bay, Murray has been lauded for his ability to find high-end prospects outside of the first round as evidenced by selecting Nikita Kucherov – the 2019 winner of the Art Ross Trophy, Ted Lindsay Award, and Hart Trophy – in the second round along with 50-goal scorer and NHL All-Star, Brayden Point, in the third round. That trend continued in 2018-19 with the selection of Anthony Cirelli in the third round.

Before coming to Tampa Bay, Murray served with Hockey Canada for three years as the head scout of the men's national teams. During his time with Hockey Canada, he was responsible for all player evaluations and selections for the National Junior Team as well as the National Men's Under-18 Team. He also worked with regional under-17 programs. Murray won the Gold Medal at both the 2008 and 2009 World Junior Championships and won gold at the 2008 World Under-18 Championship. He won championships with the National Men's Summer Under-18 Team at the 2008, 2009, and 2010 Ivan Hlinka Memorial Tournaments.

Prior to joining Hockey Canada, Murray spent 12 years with the Los Angeles Kings, serving as director of amateur scouting. In that position, he was responsible for the team's amateur scouting operation including scheduling, assignments, and evaluation of talent and development of the final list of players leading up to the NHL Entry Draft. Before Murray was named to that position, he spent six years as the Kings' western scouting coordinator.

Murray served as head coach of the University of Regina's men's hockey team from 1985-88. Before that he served as the development coordinator for the Ottawa District Hockey Association, one of Hockey Canada's 13 branches. Murray also spent time as the head coach of the Kemptville 73s (Junior B) and Ottawa Senators (Junior A). He also won a bronze medal as an assistant coach with the University of Ottawa men's team at the 1981 CIAU championship.

JOHN ROSSO

DIRECTOR OF AMATEUR SCOUTING



JOHN ROSSO is in his 14th season with the Lightning organization and his second season as the Director of Amateur Scouting, a post he was elevated to on June 29, 2023. In his new role, Rosso oversees all amateur scouting operations, along with the Lightning's draft preparation and execution, reporting directly to general manager Julien BriseBois. After working as an amateur scout during his first eight years with Tampa Bay, Rosso was named Assistant Director of Player Personnel ahead of the 2019-20 campaign and has spent the last four seasons in that role. Prior to joining the Lightning, Rosso served one season as an assistant coach at Mercyhurst College. Before his year at Mercyhurst, Rosso was the director of player development and scouting for the USHL's Sioux Falls Stampede for two seasons. Rosso also served as an assistant coach for the Alexandria Blizzard of the NAHL (2005-08) after his post-playing career began as a volunteer assistant coach for his alma mater, University of Nebraska – Omaha (2004-05).

J.P. COTE

DIRECTOR OF PLAYER DEVELOPMENT



J.P. COTE enters his sixth season as the Lightning's director of player development. Cote reports directly to Assistant General Manager, Director of Player Development Stacy Roest and will work specifically with individual players in the Tampa Bay system on all aspects of the game, both on and off the ice. Cote will also help plan and run the team's prospect and development camps during the offseason and keep track of Lightning prospects' progress with their collegiate, junior and minor league teams. The Quebec native skated in 27 career NHL games, including 19 with Tampa Bay during the 2013-14 season, posting four assists and 26 penalty minutes.

RANDI MILANI

DIRECTOR OF SKILL DEVELOPMENT



RANDI MILANI enters her second season as Director of Skill Development with the Tampa Bay Lightning. Milani will work closely with Lightning and Syracuse Crunch players. Milani spent her previous four seasons with the Toronto Maple Leafs as a Skating Consultant and Mobility & Movement Practitioner. A graduate of the University of New Hampshire, Milani has previously worked alongside Lightning skating coach Barb Underhill.

JON COOPER

HEAD COACH



JON COOPER was named the ninth head coach in Tampa Bay Lightning franchise history on March 25, 2013. He made his NHL coaching debut at AMALIE Arena on March 29, 2013 in a 5-4 shootout victory against the New Jersey Devils. In a little more than eleven seasons as the Lightning's bench boss, Cooper has amassed a 525-279-75 record and last season became the third-fastest head coach in NHL history to accumulate 500 career wins, doing so in just 839 career games.

Under Cooper's guidance, the Bolts punched tickets to back-to-back-to-back Stanley Cup Finals beginning in 2020 and won consecutive Stanley Cup Championships in 2020 and 2021. He has also led the Lightning to six Eastern Conference Final/Stanley Cup Semifinal appearances over the past 10 seasons, which also included trips to the 2015 and 2022 Stanley Cup Finals. In 2019 and 2014, he was named a finalist for the Jack Adams Award given annually to the NHL's top coach. Cooper joined the Lightning after spending three seasons behind the bench of Tampa Bay's top minor league affiliates, the Norfolk Admirals (2010-12) and the Syracuse Crunch (2012-13), compiling a 133-62-26 (.661) record in 221 AHL games.

Cooper and his team advanced to the Stanley Cup Final for the third consecutive season in 2022 after defeating the Toronto Maple Leafs in seven games, the Florida Panthers in four games, and the New York Rangers in six games. They nearly forced a Game 7 against the Colorado Avalanche in the Stanley Cup Final.

Cooper guided the Bolts to their second consecutive Stanley Cup Championship in 2021 after Tampa Bay defeated Montreal four games to one in the Cup Final finishing off the Canadiens on home ice in a 1-0 Game 5 shutout at AMALIE Arena on July 7, 2021. The Lightning blanked their opponent in all four series-clinching wins, an NHL record, and never lost back-to-back games during their playoff run.

Cooper led the Bolts to the franchise's second Stanley Cup Championship in 2020 defeating the Dallas Stars four games to two in Edmonton, Alberta. After going 43-21-6 during the regular season which was cut short because of COVID-19, Cooper and the Bolts did not need more than six games in any of their four rounds to capture the Stanley Cup.

During the 11 full seasons with Cooper behind the bench (2013-24), the Lightning have enjoyed consistent success on the ice. Tampa Bay's 525 regular season wins since Cooper's hiring rank second behind Boston for the most in the entire NHL during that span. The Lightning have also been the league's best offensive team during that time, ranking first in the NHL with 2,872 goals.

Cooper guided the Lightning to the finest regular season in franchise history and one of the finest ever in the NHL in 2018-19, culminating in the franchise's first-ever Presidents' Trophy after finishing 21 points better than second place Boston and Calgary in the final regular season standings. Tampa Bay tied the 1995-96 Detroit Red Wings for, at the time, the NHL record for most victories in a single season after picking up win No. 62 in the final regular season game at Boston. The Lightning's 128 points were the fourth most in NHL history at the time. The Bolts set franchise records for wins, points, home wins (tied with 2014-15), home points, road wins, road points, ROW, goals, goals per game, power-play percentage, and longest win streak, among many others, in 2018-19.

Prior to being named the bench boss of the Lightning, Cooper was awarded the Louis A.R. Pieri Memorial Award as the AHL's top coach in 2012 after guiding the Admirals to the Calder Cup Championship. In two years in Norfolk, he led the Admirals to a 94-44-18 regular season record and a 17-7 mark in the playoffs. In 2011-12, the Cooper-led Admirals set franchise records with 55 wins and 113 points en route to the organization's first Championship, and the first for a Lightning affiliate. Along the way, Cooper and his team set a North American professional sports record, winning a remarkable 28 consecutive games. That season Norfolk earned the Macgregor Kilpatrick Trophy as the AHL's regular season points champion while also capturing the league's East Division title.

Before joining the AHL ranks, Cooper also found success in junior hockey. He is the only coach to win a national championship in all three tiers of junior hockey in the United States. Before joining the Admirals, he coached the USHL's (Tier I) Green Bay Gamblers, posting an 84-27-9 record in two seasons.

Under Cooper's guidance, the Gamblers posted back-to-back seasons with the best record in the USHL and won the 2010 Clark Cup. In 2008-09, Cooper's first season, Green Bay saw a 50-point increase from the previous year, setting a USHL record for largest single-season improvement. He was rewarded with the 2009 and 2010 USHL General Manager of the Year Awards, as well as being named the 2010 USHL Coach of the Year. Cooper also won championships with the St. Louis Bandits of the NAHL (Tier II) in 2007 & 2008 while being named the league's Coach of the Year in 2005 and 2008. Cooper also guided the Metro Jets to the NA3HL (Tier III) national championship in 2002.

A native of Prince George, British Columbia, Cooper, 56, played high school hockey at Notre Dame in Wilcox, Saskatchewan. He then moved on to Hofstra University where he obtained his bachelor's degree in business administration. He was a four-year letter-winner with the men's Division I lacrosse team while also playing one year on Hofstra's club hockey team. He then went on to earn a law degree from Thomas M. Cooley Law School (now Western Michigan University Cooley Law School) in Lansing, Michigan where he practiced until 2003. He closed his practice to pursue a career in coaching.

Cooper is active with numerous charitable causes. Among others, he continually participates in the battle against pediatric cancer and holds an annual event called Coop's Catch for Kids, a charity fishing derby which benefits local childhood cancer research and care organizations.

JON COOPER'S HEAD COACHING RECORD

SEASON	TEAM	LEAGUE	GP	W	L	OTL	PCT	RESULT
2003-04	TEXARKANA	NAHL	56	30	24	2	0.554	LOST IN FIRST ROUND
2004-05	TEXARKANA	NAHL	56	36	15	5	0.688	LOST IN SECOND ROUND
2005-06	TEXARKANA	NAHL	58	42	12	4	0.759	LOST IN SECOND ROUND
2006-07	ST. LOUIS BANDITS	NAHL	62	43	14	5	0.734	WON ROBERTSON CUP
2007-08	ST. LOUIS BANDITS	NAHL	58	47	9	2	0.828	WON ROBERTSON CUP
2008-09	GREEN BAY GAMBLERS	USHL	60	39	17	4	0.683	LOST IN SECOND ROUND
2009-10	GREEN BAY GAMBLERS	USHL	60	45	10	5	0.792	WON CLARK CUP
2010-11	NORFOLK ADMIRALS	AHL	80	39	26	15	0.581	LOST IN FIRST ROUND
2011-12	NORFOLK ADMIRALS	AHL	76	55	18	3	0.743	WON CALDER CUP
2012-13	SYRACUSE CRUNCH	AHL	65	39	18	8	0.662	**PROMOTED TO NHL
2012-13*	TAMPA BAY LIGHTNING	NHL	15	4	8	3	0.367	OUT OF PLAYOFFS
2013-14	TAMPA BAY LIGHTNING	NHL	82	46	27	9	0.616	CONFERENCE QTR-FINAL
2014-15	TAMPA BAY LIGHTNING	NHL	82	50	24	8	0.659	STANLEY CUP FINAL
2015-16	TAMPA BAY LIGHTNING	NHL	82	46	31	5	0.591	CONFERENCE FINAL
2016-17	TAMPA BAY LIGHTNING	NHL	82	42	30	10	0.573	OUT OF PLAYOFFS
2017-18	TAMPA BAY LIGHTNING	NHL	82	54	23	5	0.689	CONFERENCE FINAL
2018-19	TAMPA BAY LIGHTNING	NHL	82	62	16	4	0.780	CONFERENCE QTR-FINAL
2019-20	TAMPA BAY LIGHTNING	NHL	70	43	21	6	0.657	STANLEY CUP CHAMPS
2020-21	TAMPA BAY LIGHTNING	NHL	56	36	17	3	0.670	STANLEY CUP CHAMPS
2021-22	TAMPA BAY LIGHTNING	NHL	82	51	23	8	0.671	STANLEY CUP FINAL
2022-23	TAMPA BAY LIGHTNING	NHL	82	46	30	6	0.598	CONFERENCE QTR-FINAL
2023-24	TAMPA BAY LIGHTNING	NHL	82	45	29	8	0.598	CONFERENCE QTR-FINAL
NHL TOTALS			879	525	279	75	0.640	

* Hired on March 25, 2013 but did not appear behind the bench until March 29. Assistant coaches Dan Lacroix, Martin Raymond and Steve Thomas worked a 3-2 loss at Winnipeg on March 24. Lacroix and Thomas worked a 2-1 win vs. Buffalo on March 26.

** Promoted to Tampa Bay on March 25, 2013 and did not finish the season with Syracuse.

JEFF HALPERN

ASSISTANT COACH



JEFF HALPERN enters his seventh season as an assistant coach with the Tampa Bay Lightning. He was named to the position on June 22, 2018.

Halpern, 47, first joined the Lightning organization for the 2015-16 season as the team's player development coach. He worked closely with the organization's prospects in Syracuse to assist with individual development. Halpern was hired as a full-time assistant coach with the Crunch on June 27, 2016 working alongside the head coach, Benoit Groulx. He spent two seasons behind the bench for Syracuse playing an integral role in the team's second run to the Calder Cup Finals in 2017.

A native of Washington, D.C., Halpern played in 976 NHL games including 126 with the Lightning from 2007 to 2010. During his 14 seasons in the NHL, he recorded 152 goals and 221 assists. Along

with Tampa Bay, he spent time with the Washington Capitals, the Dallas Stars, the Los Angeles Kings, the Montreal Canadiens, and the New York Rangers before finishing his playing career with the Phoenix Coyotes in 2014.

ROB ZETTLER

ASSISTANT COACH



ROB ZETTLER is entering his fifth season with the Lightning after being hired to serve as an assistant coach on Jon Cooper's staff on December 7, 2020.

Prior to becoming an assistant coach with the Lightning, Zettler served as an assistant coach with the San Jose Sharks from 2017 through 2019. Before he rejoined the Sharks, he served as the head coach of the Lightning's top AHL affiliate, the Syracuse Crunch, from 2013-2016. Zettler took over those head coaching duties on March 25, 2013 after serving as an assistant coach that season before Cooper was promoted to the Lightning. Zettler coached the Crunch for the final 11 regular season games of the 2012-13 season and led the team to an AHL Eastern Conference Championship and their first appearance in a Calder Cup Final before falling in six games to the Grand Rapids Griffins. Zettler compiled a record of 108-90-41 in three-plus seasons as the head coach of the Crunch.

Originally from Sault Ste. Marie, Ontario, Zettler served as an assistant coach with the San Jose Sharks (two stints) and the Toronto Maple Leafs. He also played in the NHL for 14 seasons with the Minnesota North Stars, the Philadelphia Flyers, the Nashville Predators, the Washington Capitals, the Sharks and the Maple Leafs. He skated in 569 career games recording five goals and 70 points.

JEFF BLASHILL

ASSISTANT COACH



JEFF BLASHILL is entering his third season as an assistant coach for the Tampa Bay Lightning. Blashill was hired on July 12, 2022.

Prior to joining the Lightning, Blashill served as the head coach of the Detroit Red Wings for seven seasons from 2015 to 2022. He amassed an overall record of 204-261-72 in 537 regular season games along with one postseason stint in his first season in 2016 falling to the Lightning in an Eastern Conference Quarterfinal.

Blashill also spent three seasons as the head coach of the Red Wings' American Hockey League affiliate, the Grand Rapids Griffins. He was awarded the Louis A. R. Pieri Memorial Award as the AHL's most outstanding coach in 2013-14 after guiding the Griffins to a 46-win season.

Blashill was raised in Sault Ste. Marie, Michigan. He played goaltender collegiately at Ferris State University, which is ultimately where he started his coaching career.

FRANTZ JEAN

GOALTENDING COACH



FRANTZ JEAN, who is entering his 15th season with the Tampa Bay Lightning, joined the organization as the goaltending coach on September 7, 2010. He is responsible for working with and developing all goaltenders. Jean has been involved in coaching for nearly 30 years.

During his tenure with the Lightning, Jean helped guide the organization's goaltenders to three-straight Stanley Cup Final appearances beginning in 2020, consecutive Stanley Cups in 2020 and 2021, 2019 Presidents' Trophy, 2014, 2019, 2023 & 2024 Eastern Conference Quarterfinals, 2018 Eastern Conference Final, 2016 Eastern Conference Final, 2015 Stanley Cup Final, 2013 Calder Cup Final (AHL), 2012 Calder and Kelly Cup (ECHL) Championships as well as the 2011 Eastern Conference Final. He has been instrumental in aiding the transition of Russian phenom, Andrei Vasilevskiy, to the North American style of play, highlighted by Vasilevskiy winning the first Vezina Trophy in franchise history and being named to three consecutive NHL All-Star Games in 2018, 2019 and 2020 and two more in 2022 and 2023.

During his time in Tampa Bay, Jean has helped produce a Vezina Trophy winner, six Vezina finalists (Vasilevskiy in 2021, 2020, 2019 and 2018, Ben Bishop in 2016 and 2014), and six NHL All-Star Game participants (Vasilevskiy in 2023, 2022, 2020, 2019 and 2018, and Bishop in 2016). Under Jean's tutelage, Bishop became the franchise's all-time leader in numerous goaltending statistical categories, many of which have since been overtaken by Vasilevskiy.

Prior to joining Tampa Bay, Jean spent 12 years with the Moncton Wildcats of the QMJHL. During Jean's time with the Wildcats, the team won two league championships (2005-06, 2009-10) and allowed the least number of goals in a season on four occasions. Under his mentorship, Wildcats goalies have earned league MVP, defensive player of the year, goaltender of the year, first and second team All-Star team awards, and several league goaltending records. Jean was also a member of the coaching staff on the 2009 and 2010 Hockey Canada Under 18 teams that won gold medals at the Ivan Hlinka international tournament.

Jean played major junior hockey with St. Hyacinthe and Victoriaville of the QMJHL, and after a tryout with the Montreal Canadiens in 1991, earned a scholarship to the Université de Moncton where he played for four-and-a-half seasons with les Aigles Bleus winning the 1994-95 national championship and being named to the 1992-93 AUAA First All-Star Team. Jean was also a member of Hockey Canada's National Goaltending Consultants Team from 2006-11.

NIGEL KIRWAN

VIDEO COACH



NIGEL KIRWAN is an original member of the Tampa Bay Lightning organization. He is responsible for the breakdown of pre-scout and game film, the formulation of scouting reports on opposing clubs, and the creation of highlight and specialty film for use by the Lightning coaches and players. Additionally, Kirwan previously coached Lightning prospects during team rookie and development camps.

Kirwan coached amateur hockey at various levels in both Canada and the United States for 17 years. He is very active in youth hockey camps and clinics including Tampa Bay's "Lightning Made" youth camps. He also served as the video coach for Team USA at the 2008 and 2009 World Championships in Switzerland and Canada. Kirwan also joined Team USA for the 2016 World Cup. On November 29, 2022 Kirwan coached the 2,000th game of his career.

A native of Winnipeg, Manitoba, Kirwan attended the University of Western Ontario and the University of Tampa. He started with the Lightning as a member of the front office staff for four years before then-coach, Terry Crisp, hired him before the start of the 1996-97 season.

BRIAN GARLOCK

VIDEO COACH



BRIAN GARLOCK enters his twelfth season as a video coach with the Tampa Bay Lightning after spending three years under head coach Jon Cooper at both the Syracuse Crunch and the Norfolk Admirals of the American Hockey League. He aids the staff in video scouting, game planning, and preparation.

Garlock previously spent time with the Green Bay Gamblers of the USHL and the St. Louis Bandits of the NAHL as an assistant coach where he also worked under Cooper. Garlock hails from Big Rapids, Michigan and, as a teenager, he played on the Big Rapids High School Varsity Ice Hockey Team for four years.

MARK LAMBERT

DIRECTOR OF HIGH PERFORMANCE AND STRENGTH COACH



MARK LAMBERT enters his 14th season with the Lightning, his sixth as director of high performance and strength coach after previous serving as strength and conditioning coach. An industry veteran of more than 20 years, Lambert has worked with hundreds of athletes ranging from amateur ranks to the professional tiers as well. With the Lightning, Lambert is responsible for overseeing all planning for in- and off-season player workout regimens to optimize performance and increase player physicality. Prior to joining Tampa Bay, Lambert served as the head strength coach at Axceleration Inc., an organization that specializes in enhancing the performance level of both collegiate and professional athletes while simultaneously minimizing the risk of injury through testing muscular power, strength, strength ratios, body composition and muscle fiber dominance. No stranger to the game of hockey, Lambert previously worked at various levels ranging from the CHL, college and midget hockey. A frequent author of numerous fitness-related

periodical articles, Lambert also delivers numerous lectures on nutrition and topics regarding personal health.

RYAN BELEC

SENIOR DIRECTOR OF TEAM SERVICES



In his 25th season with the Tampa Bay Lightning and 17th overseeing team services, **RYAN BELEC** manages Lightning team travel and other accommodations. His core responsibilities include air and ground transportation as well as hotel accommodations and team catering. Additionally, he is responsible for player reassignments and relocation. Before being named director of team services, Belec served as assistant to the general manager for eight seasons. He assisted the general manager with every aspect of hockey operations for the Lightning. He also served as vice president of hockey operations for the Johnstown Chiefs of the ECHL during the 2006-07 season. A 2000 graduate of the Laurentian University School of Sports Administration in Sudbury, Ontario, Belec owns a Bachelor of Commerce degree in Sports Administration.

LIZ KOHARSKI

DIRECTOR OF HOCKEY ADMINISTRATION



LIZ KOHARSKI is in her 20th year with the Lightning and assists vice president and general manager, Julien BriseBois, with the administrative functions of hockey operations. Koharski is responsible for all administrative procedures involved in maintaining player and coach contracts as well as the transfers and trades of players and all issues relating to immigration. In addition, Koharski prepares written agreements between the Lightning and its minor league affiliates while coordinating correspondence with NHL officers and team executives. Prior to joining the Lightning, the Massachusetts native served as the executive assistant to the president and CEO of the American Hockey League. She held that position for six years after previously working with the AHL's Beast of New Haven. Koharski is a graduate of St. Anselm College in Manchester, New Hampshire.

MICHAEL PETERSON

DIRECTOR OF HOCKEY ANALYTICS



MICHAEL PETERSON enters his 16th season overseeing hockey analytics for the Tampa Bay Lightning, his sixth after previously serving as statistical analyst for nine years. He is responsible for assisting management and the coaching staff by providing analytical and statistical evaluation for hockey operations and contract valuation. Peterson also gives data-driven recommendations for the draft, free agency, trades and other areas as needed. He reports to both the general manager and assistant general managers. Prior to joining the Lightning, Peterson worked on a consultant basis with the Tampa Bay Rays and Cleveland Indians of Major League Baseball. He also served as an instructor at both DeVry University and Valencia Community College in Orlando, Florida. Peterson currently co-teaches the graduate Sport Business Analytics course as part of the curriculum of the University of South Florida Vinik Sport and Entertainment Management program. A native of Midland, Texas, Peterson holds bachelor's degrees in computer science

and mathematics. After undergraduate, Peterson went on to get his Master's in mathematics from Texas Tech University, from which he graduated Summa Cum Laude. He holds an MBA and Master's in Sport Business Management from the DeVos Sport Business Management School at the University of Central Florida. During his time at UCF, Peterson also worked as a research and graduate assistant

TOM MULLIGAN

DIRECTOR OF SPORTS MEDICINE & HEAD ATHLETIC TRAINER



Entering his 23rd year with the Lightning, now serving as the Director of Sports Medicine and Head Athletic Trainer, **TOM MULLIGAN** oversees each aspect of the organization's medical, rehabilitation and athletic training operations. Prior to joining the Lightning organization, Mulligan spent four seasons as the head athletic trainer and physical therapist for the Providence Bruins of the American Hockey League. While with the Bruins, Mulligan's responsibilities included all traditional athletic training duties as well as massages and strength and conditioning of all players. He also served as the head athletic trainer for Team USA during the 2008 and 2012 IIHF Ice Hockey World Championships in Canada and Sweden/Finland, respectively. Additionally, Mulligan was an athletic trainer on the staff of the Team USA Men's Ice Hockey Team at the 2014 Winter Olympics in Sochi, Russia. Mulligan currently serves as the President of PHATS, the Professional Hockey Athletic Trainers Society, and previously held the role as Treasurer for PHATS from 2008 to 2022, serving on their Executive Board during that tenure. Mulligan has twice been recognized by the Athletic Trainers Association of Florida, as he was given the organization's Professional Athletic Trainer of the Year Award in 2004 and 2018. He is a 1997 graduate of Quinnipiac College in Hamden, Connecticut, earning a Bachelor of Science degree in Physical Therapy with a minor in Biology. While at Quinnipiac, he served as a student athletic trainer for the men's ice hockey team for three seasons and provided services to all other sports programs at the school.

MIKE POIRIER

ASSISTANT ATHLETIC TRAINER



MIKE POIRIER is in his 17th season as Assistant Athletic Trainer for the Lightning. He assists Tom Mulligan with all medical and athletic training operations. A native of Smithfield, Rhode Island, Poirier joined the Lightning after serving as head athletic trainer for the Providence Bruins of the American Hockey League from 2002-08. He joined the Bruins after spending the previous year as an athletic trainer with the National Football League's New England Patriots as they won Super Bowl XXXVI. Poirier graduated from Tulane University in New Orleans, Louisiana with a B.S. in Exercise Science in 1999. He earned his M.S. in sports administration from Mississippi State University in 2001 and holds certifications in strength and conditioning, yoga, dry needling, as well as corrective exercise. Poirier, a graduate assistant trainer with the MSU football team from 1999-01, also worked at the Patriots' training camps from 1996-2001.

LUKASZ MARAS

STRENGTH AND CONDITIONING COACH/ ASSISTANT ATHLETIC TRAINER



LUKASZ MARAS enters his second season aboard the Lightning staff. Prior to joining the team, Maras served 20 years with the United States Navy. He began as an aerospace medicine technician before working his way up to his most recent post as a clinical operations manager. In 2021, Maras began studying to earn a Master of Science degree at the University of South Florida which he obtained in May of 2023. Maras previously studied at the American Military University where he obtained a bachelor's degree in Sports and Health Sciences.

COLTEN WILSON

HEAD EQUIPMENT MANAGER



COLTEN WILSON is entering his fourth season as the head equipment manager for the Tampa Bay Lightning after spending the previous four seasons (2017-21) in that same role with the Lightning's AHL affiliate, the Syracuse Crunch. He also served as the head equipment manager for the Tulsa Oilers of the ECHL for four seasons before joining the Crunch. Wilson, a native of Bloomington, Illinois, began his career in his hometown with the Bloomington Blaze in 2012.

JASON BERGER

ASSISTANT EQUIPMENT MANAGER



JASON BERGER is entering his eighth season as assistant equipment manager for the Tampa Bay Lightning. Berger joined the Lightning after spending five seasons (2012-17) as head equipment manager with the Providence Bruins of the American Hockey League. Prior to joining the Bruins, Berger won a Kelly Cup Championship while working as head equipment manager for the Florida Everblades of the ECHL. From 2007 to 2011, he served as head equipment manager of the Seattle Thunderbirds of the WHL. A native of Philadelphia, Pennsylvania, Berger has a B.S. in sports/entertainment/event management from Johnson & Wales University in Providence.

PAT DOLAN

ASSISTANT EQUIPMENT MANAGER



PAT DOLAN, who is from Eau Claire, Wisconsin, is entering his fourth season as assistant equipment manager for the Tampa Bay Lightning. He previously spent three seasons (2018-21) in that same role with the Lightning's AHL affiliate, the Syracuse Crunch. Dolan also served as the head equipment manager for the Rapid City Rush of the ECHL for two seasons (2016-18) and the Chicago Steel of the USHL for three seasons (2013-16).

CHRISTIAN RIVAS

SPORTS MANUAL THERAPIST



CHRISTIAN RIVAS enters his 15th season as sports manual therapist for the Tampa Bay Lightning. He joined the team prior to the 2010-11 campaign after arriving from the New York area, where he previously worked at PHP Hockey Performance Training Center in Darien, Connecticut as well as SPORTSLAB NYC. Rivas, a specialist in active release techniques (ART), worked previously with NHL, NFL, NBA and MLB players during their off-season training. He also has extensive experience in other soft tissue manipulation modalities, ranging from sports massage to osteopathic manual and structural balancing techniques, from articular pumping to fascial unwinding, to name a few. Rivas' focus is to attempt to release areas of congestion, tightness and scarring of involved structures to enhance athletic performance. The New York native attended Sutherland Academy of Osteopathic Medicine in Ontario, Canada and the Academy of Massage Therapy in New Jersey.

He is nationally certified to practice massage through NCBTMB, is a certified flexibility specialist and a specialist in ART, while also being licensed by the University of the State of New York Licensing Board. Rivas served in the same position with Team USA at the 2012 IIHF Ice Hockey World Championships in Finland/Sweden.

SCOUTING STAFF

Head Amateur Scout	John Riley	European Scout	Yuri Yanchenkov
Amateur Scout	John Burkart	College Scout	Brian Putnam
Amateur Scout	Josh Dye	College Scout	Casey Borer
Amateur Scout	Rob Kitamura	Professional Scout	Mike Blunden
Amateur Scout	Brad Whelan	Professional Scout	Stephen Gionta
European Scout	Mikael Andersson	Professional Scout	Gerry O'Flaherty
European Scout	Kari Kettunen	Goaltending Scout	Jared Waimon
European Scout	Anton Routa		

DAVE RANDORF

TELEVISION PLAY-BY-PLAY ANNOUNCER



The Tampa Bay Lightning hired veteran play-by-play announcer **DAVE RANDORF** as the voice of the team on January 7, 2021. Following his second season on the call for the Lightning, Randorf was nominated for an Emmy Award in the Sports Broadcaster category at the 46th Annual Suncoast Regional Emmy Awards. Randorf enters his fifth season as the team's television play-by-play announcer on Bally Sports Sun.

Prior to joining the Lightning, Randorf broadcasted NHL games for Rogers Sportsnet for the previous six years, serving as the play-by-play commentator for Sportsnet's national telecasts for Hockey Night in Canada, Wednesday Night Hockey, Rogers Hometown Hockey and the Stanley Cup Playoffs. During the 2019 Stanley Cup Playoffs, Randorf served as the play-by-play announcer for the Western Conference Final for Sportsnet. He also announced the 2015 and 2016 NHL All-Star Game and Skills Competition for Sportsnet.

The Ryerson University graduate worked for 19 years at TSN prior to joining Sportsnet during the summer of 2014, holding roles as the studio host for CFL on TSN, play-by-play voice of the Montreal Canadiens and voice of the IIHF World Championships. Randorf also was the studio host for Olympic games in 2000, 2002, 2004, 2008, 2010 and 2012. He called Men's hockey games at the 1998 Olympics in Nagano, Japan. While at TSN, he also covered the CFL and Grey Cup as well as TSN and CTV's coverage of figure skating. Randorf was the voice of the Montreal Canadiens for TSN from 2010-2014.

Prior to joining TSN, Randorf spent two years in Vancouver hosting the Vancouver Canucks pre- and post-game coverage. He also hosted a nightly talk show, Primetime Sports in Vancouver. From 1989 through 1995, he hosted a nightly sports show, Sportspage, for CKVU/Global Vancouver.

Randorf was also a torch relay runner for the 2010 Vancouver Olympic games and in 1999 he was nominated for a Gemini Award in the category for Best Sports Broadcaster. He has three sons: Kyle, Blake and Trevor.

BRIAN ENGBLOM

TELEVISION COLOR ANALYST



Veteran television analyst **BRIAN ENGBLOM** enters his 10th season with the Bolts in 2024-25 as a color analyst for all Lightning television broadcasts. Working alongside Dave Randorf, Engblom provides expert insight and in-depth analysis for all games on Bally Sports Sun. Engblom has more than 11 years of NHL experience as a player and has been a TV broadcaster since 1993. Lightning fans will recognize him from his work as the "Inside the Glass" analyst on both NBC and NBC Sports Network broadcasts, as well as the network's coverage of the 2014 Winter Olympics in Sochi, Russia. During his time at NBC, Engblom has also served as an analyst on NHL Live, NBCSN's pre- and post-game NHL studio show. He has also been a color analyst for Winnipeg Jets games on TSN in Canada and studio analyst for Colorado Avalanche games. Prior to joining NBC, Engblom served as an analyst for ABC Sports on its national NHL broadcasts. He also served as color analyst for games on ESPN and ESPN2 from 1993-2004. A native of Winnipeg, Manitoba, Engblom was on three Stanley Cup-winning teams as a player, skating in 659 career NHL games with the Montreal Canadiens, Washington Capitals, Los Angeles Kings, Buffalo Sabres and Calgary Flames. He was drafted 22nd overall by Montreal in the 1975 draft after playing collegiately at the University of Wisconsin-

Madison. He retired in 1987 with a career total of 29 goals and 177 assists.

DAVE MISHKIN

RADIO PLAY-BY-PLAY ANNOUNCER



DAVE MISHKIN returns for his 23rd year as radio play-by-play announcer for all Lightning games on 102.5 FM The Bone. In addition to broadcasting games, Mishkin is a regular contributor to TampaBayLightning.com, where fans can read his column "Mishkin's Musings" and get his post-game analysis with "The Extra Shift" following each game. Prior to joining the Lightning, Mishkin spent eight seasons as the television and radio voice of the AHL's Hershey Bears. While with the Bears, Mishkin maintained a variety of roles outside of broadcasting including media and public relations as well as hockey operations. During his time with the Hershey organization, Mishkin served for three years as the play-by-play broadcaster and media relations director for the company's soccer team in the A-League, the Hershey Wildcats. A 1991 Yale graduate, Mishkin broke into professional hockey as play-by-play broadcaster for the Johnstown Chiefs of the ECHL. While a student at Yale, he also worked in the University's Sports Information Office for the 1990-91 academic school year and served as Sports Director for the school radio station, WYBC, from 1989-91.

PHIL ESPOSITO

RADIO COLOR COMMENTATOR



Hockey Hall-of-Famer and Tampa Bay Lightning founder **PHIL ESPOSITO** returns for his 25th year as radio analyst for Lightning home games. A Lightning founder and the team's general manager during its first seven seasons, Esposito joined the Lightning radio team during the 1999-00 season. Prior to joining the Lightning broadcast team, he worked as a television analyst for FOX television in Los Angeles and UPN 38 WSBK-TV in Boston. Esposito has also served as a broadcast analyst for the New York Rangers on MSG Network and was the Rangers' Vice President & General Manager from 1986-88. A former professional hockey legend, Esposito's spectacular 18-year playing career was highlighted by two Stanley Cup Championships with the Boston Bruins in 1970 and 1972. Originally a member of the Chicago Blackhawks (1963-67), Esposito was the central figure in one of hockey's biggest trades when he was sent to Boston in 1967. During the next eight seasons, he virtually rewrote the NHL record books. He became the

first player in NHL history to record 100 points in a season (1969-70). Two seasons later, Esposito set single season standards of 76 goals and 152 points, which stood until Wayne Gretzky eclipsed those marks a decade later. His 717 career goals place him seventh on the all-time list, and his 1,590 points are 11th all-time.



PLAYER ROSTER



**ATKINSON
VS. THE NHL**

	GP	G	A	P
ANA	19	3	5	8
ARI	21	2	10	12
BOS	22	5	5	10
BUF	23	9	9	18
CGY	20	4	8	12
CAR	43	11	14	25
CHI	27	11	13	24
COL	22	9	7	16
CBJ	6	1	0	1
DAL	25	7	5	12
DET	41	17	14	31
EDM	21	11	4	15
FLA	32	11	10	21
LAK	18	8	6	14
MIN	18	6	5	11
MTL	25	7	6	13
NSH	28	5	9	14
NJD	33	15	9	24
NYI	34	14	14	28
NYR	32	11	7	18
OTT	24	12	9	21
PHI	28	13	3	16
PIT	35	10	4	14
SJS	17	3	6	9
SEA	4	0	1	1
STL	24	5	14	19
TBL	29	4	7	11
TOR	22	6	7	13
VAN	20	6	5	11
VGK	8	3	2	5
WSH	33	13	9	22
WPG	16	7	4	11

13 CAM ATKINSON

POSITION Right Wing **BORN** June 5, 1989 (Riverside, Connecticut)
HEIGHT 5-8 **ACQUIRED** Signed as a free agent to a one-year contract on July 2, 2024
WEIGHT 178
SHOOTS Right **SEASON** NHL – 13th, Lightning – 1st

2023-2024 SEASON

Skated in 70 games with the Philadelphia Flyers, recording 28 points with 13 goals and 15 assists...Ranked tied for fifth among all Flyers skaters for goals while his three game-winning tallies were tied for third...Finished tied for seventh among all Philadelphia forwards for points.

CAREER

2022-23: Missed the entire season while recovering from herniated disk surgery...**2021-22:** Skated in 73 games with the Philadelphia Flyers and logged 50 points with 23 goals and 27 assists...Ranked second among all Flyers skaters for goals, assists, points and shots on goal (215)...Led all Philadelphia skaters for shorthanded goals with three, tied for the seventh-most shorthanded tallies among all NHL skaters... Scored six game-winning goals, the most among all Flyers skaters...Averaged 18:15 time on ice per game, the third-highest total among all Philadelphia forwards...**2020-21:** Served as an alternate captain during his final season with the Columbus Blue Jackets, playing in 56 games and recording 34 points with 15 goals and 19 assists...Led all Blue Jackets skaters with four shorthanded goals, tied for the second-most shorthanded tallies among all NHL skaters...Ranked second among all Columbus skaters for goals while finishing fourth for assists and tied for second for points...Fired 158 shots on goal to lead the Blue Jackets...Averaged 18:56 time on ice per game, the most among all Columbus skaters...**2019-20:** Skated in 44 games with the Blue Jackets and collected 26 points with 12 goals and 14 assists...Ranked fifth for goals, seventh for points and eighth for assists among all Columbus skaters... Notched three power-play goals, tied for the third-most goals with the man advantage among all Blue Jackets skaters...Was one of six Columbus skaters to score an overtime goal...Fired 148 shots on goal, good for fifth among all Blue Jackets forwards and sixth overall...**2020 Playoffs:** Appeared in eight of Columbus's 10 postseason contests, picking up eight points with three goals and five helpers...Ranked tied for second among all Blue Jackets skaters for goals while ranking second overall for both assists and points...Was one of four Columbus skaters to score a game-winning goal, tied for the most on the team...**2018-19:** Skated in 80 games with the Blue Jackets and had the best statistical season of his career, setting new highs in goals, assists and points with 41 goals and 28 assists for 69 points...Led all Columbus skaters for goals while ranking second for points and tied for fifth for assists...Tied Rick Nash for the most goals scored in a single season in franchise history...Ranked tied for sixth among all NHL skaters for goals...Led all Blue Jackets skaters for power-play goals with eight and shorthanded goals with four while his eight game-winning tallies were tied with Artemi Panarin for the team lead...Tied Rick Nash's franchise record for the most shorthanded goals scored in a single season...Fired 295 shots on goal, the most among all Columbus skaters and the eighth-most across the NHL...Recorded a seven-game goal streak, tying Geoff Sanderson for the longest streak in franchise history...Notched a 12-game point streak, one shy of Ryan Johansen's franchise record, 13-game point streak...**2019 Playoffs:** Played in all 10 of the Blue Jackets' postseason contests and recorded eight points with two goals and six assists... Finished the playoffs ranking tied for first among all Columbus skaters for assists while his eight points were good for fourth overall and his two goals were tied for fourth...Fired 33 shots on goal to lead all Blue Jackets skaters...**2017-18:** Appeared in 65 games with Columbus and registered 46 points with 24 goals and 22 assists...Ranked second among all Blue Jackets

skaters for goals while finishing the regular season with the fourth-most points and sixth-most assists... Was one of three Columbus skaters to record a shorthanded goal...Scored five game-winning goals, tied for the team lead...Fired 231 shots on goal, trailing only Seth Jones for the Blue Jackets team lead...Averaged 18:54 time on ice per game, trailing only Artemi Panarin for the highest average among all Columbus skaters...**2018 Playoffs:** Played in all six of the Blue Jackets' postseason contests and logged four points with two goals and two helpers... Finished the playoffs ranking tied for second among for goals, tied for third for points and tied for fourth for assists among all Columbus skaters...Was one of four Blue Jackets skaters to score a power-play goal in the postseason...Led all Columbus skaters with 25 shots on goal...**2016-17:** Skated in all 82 regular season games with the Blue Jackets and recorded 62 points, scoring 35 goals and adding 27 assists... Led all Columbus skaters for goals and points while ranking seventh for assists...Scored 10 power-play goals, trailing only Brandon Dubinsky's 11 tallies with the man advantage for the Blue Jackets team lead... Picked up three shorthanded goals, tied with Matt Calvert for the most among all Columbus skaters... Led all Blue Jackets skaters with nine game-winning goals, the most game-winners scored in a single season by any skater in Columbus franchise history... Scored three overtime goals, tied with Seth Jones for the Blue Jackets team lead...Fired 240 shots on goal, the most among all Columbus skaters...**2017 Playoffs:** Appeared in all five of the Blue Jackets' playoff games and collected three points with two goals and one assist...Ranked tied for first for postseason goals and points among all Columbus skaters...**2015-16:** Appeared in 81 games with the Blue Jackets and recorded 53 points with 27 goals and 26 assists... Finished the season tied with Brandon Saad for the team lead for points while his 27 goals were good for third and his 26 helpers were tied with Scott Hartnell for third...Led all Columbus skaters with two shorthanded goals and was tied with Hartnell for the team lead for overtime goals with one...Fired 226 shots on goal, the second-highest shot total among all Blue Jackets skaters...**2014-15:** Played in 78 games with Columbus and registered 40 points with 22 goals and 18 helpers...Among all Blue Jackets skaters, the right winger ranked fourth for goals, ninth for assists and tied for fourth for points...Was one of four Columbus skaters to score a shorthanded goal... Scored seven game-winning goals, the most among all Blue Jackets skaters and tied for the eighth-most game-winners in the NHL...**2013-14:** Skated in 79 games with Columbus and registered 40 points with 21 goals and 19 assists...Ranked third among all Blue Jackets skaters for goals while finishing fourth for points and eighth for assists...Finished the season tied for the team lead for game-winning goals with five... Fired 216 shots on goal, the second-highest shot total among all Columbus skaters...**2014 Playoffs:** Played in all six of the Blue Jackets' playoff games, picking up three points with one goal and two assists...**2012-13:** Appeared in 35 games with Columbus, totaling 18 points with nine goals and nine assists...Ranked tied for second among all Blue Jackets skaters for plus/minus with a +9 rating...Finished the season ranking tied for fourth for goals, tied for seventh for points, tied

for ninth for assists and fourth overall for shots on goal (91)...Skated in 33 games with the American Hockey League's Springfield Falcons, logging 38 points with 17 goals and 21 assists while leading the team in points per game (1.15)...**2011-12:** Skated in 27 games with the Blue Jackets and logged 14 points with seven goals and seven assists...Made his NHL debut October 7 versus Nashville, firing two shots on goal and recording 17:36 time on ice...Played the majority of the season with AHL Springfield, appearing in 51 games and collecting 44 points

with 29 goals and 15 assists...Led the Falcons for goals while ranking third for points...Scored 13 power-play goals to lead all Springfield skaters and rank tied for fourth among all AHL skaters...**2010-11:** Made his professional hockey debut with Springfield (AHL) April 1 versus Bridgeport, scoring the game-winning goal and adding an assist with four shots on goal...Played a total of five games and recorded five points with three goals and two helpers.

CAREER STATISTICS

SEASON	TEAM	LEAGUE	REGULAR SEASON							PLAYOFFS				
			GP	G	A	TP	+/-	PIM	GP	G	A	TP	PIM	
2008-09	BOSTON COLLEGE	NCAA	36	7	12	19	-5	28	-	-	-	-	-	
2009-10	BOSTON COLLEGE	NCAA	42	30	23	53	27	30	-	-	-	-	-	
2010-11	BOSTON COLLEGE	NCAA	39	31	21	52	21	28	-	-	-	-	-	
	SPRINGFIELD	AHL	5	3	2	5	2	0	-	-	-	-	-	
2011-12	COLUMBUS	NHL	27	7	7	14	1	14	-	-	-	-	-	
	SPRINGFIELD	AHL	51	29	15	44	5	31	-	-	-	-	-	
2012-13	COLUMBUS	NHL	35	9	9	18	9	4	-	-	-	-	-	
	SPRINGFIELD	AHL	33	17	21	38	7	14	-	-	-	-	-	
2013-14	COLUMBUS	NHL	79	21	19	40	-4	18	6	1	2	3	0	
2014-15	COLUMBUS	NHL	78	22	18	40	-2	22	-	-	-	-	-	
2015-16	COLUMBUS	NHL	81	27	26	53	-8	22	-	-	-	-	-	
2016-17	COLUMBUS	NHL	82	35	27	62	13	22	5	2	1	3	0	
2017-18	COLUMBUS	NHL	65	24	22	46	19	14	6	2	2	4	2	
2018-19	COLUMBUS	NHL	80	41	28	69	3	20	10	2	6	8	4	
2019-20	COLUMBUS	NHL	44	12	14	26	2	6	8	3	5	8	4	
2020-21	COLUMBUS	NHL	56	15	19	34	-16	4	-	-	-	-	-	
2021-22	PHILADELPHIA	NHL	73	23	27	50	-2	10	-	-	-	-	-	
2022-23	PHILADELPHIA	NHL	-	-	-	-	-	-	-	-	-	-	-	
2023-24	PHILADELPHIA	NHL	70	13	15	28	-22	27	-	-	-	-	-	
NHL TOTALS			770	249	231	480	-7	183	35	10	16	26	10	

HIGHLIGHTS

GOALS:
Game: 3 (7x, Last: 12/14/21 vs. NJD)
Season: 41 (2018-19)
Multi-Goal Games: 38
In 2023-24: 2
Hat Tricks: 7
Streak: 7 (11/10-11/24/18, 9g)
In 2023-24: 2 (2x, Last: 1/18-1/20/24, 2g)

ASSISTS:
Game: 4 (11/12/16 vs. STL)
Season: 28 (2018-19)
Streak: 4 (2x, Last: 11/7-11/15/19, 4a)
In 2023-24: 3 (1/20-1/23/24, 4a)

POINTS:
Game: 4 (5x, Last: 12/14/21 vs. NJD)
Season: 69 (2018-19)
Multi-Point Games: 96
In 2023-24: 6
Streak: 12 (11/10-12/6/18, 13g, 7a)
In 2023-24: 6 (1/13-1/23/24, 5g, 5a)

SHOOTOUT STATISTICS:
Career: 15-50 (30%)
In 2023-24: 0-1 (0%)

MOST PIM IN A GAME:
6 (12/16/13 vs. WPG)

MOST SHOTS IN A GAME:
9 (3x, Last: 1/18/24 vs. DAL)

TRANSACTIONS

Signed a one-year contract with Tampa Bay on July 2, 2024... Acquired by Philadelphia from Columbus in exchange for F Jakub Voracek on July 24, 2021...Signed a seven-year contract with Columbus on November 16, 2017...Signed a three-year contract extension with Columbus on March 2, 2015...Signed a two-year contract extension with Columbus on August 26, 2013...Signed a two-year, entry-level contract with Columbus on March 27, 2011...Selected by Columbus in the sixth round (157th overall) of the 2008 NHL Draft.

NHL AND LIGHTNING FIRSTS

GAME: NHL – 10/7/11 vs. NSH
Lightning – N/A

GOAL: NHL – 10/10/11 vs. VAN (Schneider)
Lightning – N/A

ASSIST: NHL – 2/26/12 at PIT
Lightning – N/A





81 ERIK CERNAK

POSITION Defense **BORN** May 28, 1997 (Kosice, Slovakia)
HEIGHT 6-4 **ACQUIRED** From Los Angeles on February 26, 2017
WEIGHT 230 **SEASON** NHL - 7th, Lightning - 7th
SHOOTS Right

2023-2024 SEASON

Skated in 69 games and recorded 13 points with two goals and 11 assists...Led all Tampa Bay defensemen with 198 hits, tied for the 13th-most among all NHL defenders...Set a new career high with 109 blocked shots, the second-most among all Lightning defensemen... Averaged 19:11 time on ice per game, the third-highest average among all Bolts defenders... Averaged over 19 minutes of ice time per game for the fifth time in his six seasons with the Lightning...Led all Tampa Bay skaters for average shorthanded time on ice per game (2:49)...Finished tied for fourth for goals and ranked fifth overall for points among all Bolts defensemen...**2024 Playoffs:** Skated in all five of Tampa Bay's games during the postseason and recorded one assist while averaging 20:39 time on ice per contest

CAREER

2022-23: Skated in 70 contests and posted two goals and 16 points... Ranked tied for fourth among Tampa Bay defensemen for assists (14) and fifth for goals and scoring... Established a career high for assists...Also set career highs for hits (209) and blocked shots (100) and tied his career mark for takeaways (21) set previously in **2021-22...** Led the Lightning for hits a second straight season...Finished 22nd in the NHL for hits (ninth among defensemen)...Ranked fourth on the Bolts for blocked shots...Paced the Lightning for average shorthanded time on ice (2:59)...Netted his first career shorthanded goal March 30 vs. Washington...**2023 Playoffs:** Skated in one game during the postseason... Suffered an injury in Game 1 of a First Round series at Toronto and missed the rest of the playoffs...**2021-22:** Skated in 55 games for Tampa Bay, posting a goal, 12 assists and 13 points...Cernak's 12 assists were the second most for a season in his career, one assist from his high total of 13 in 2020-21, and he ranked fifth among Lightning defensemen for assists and scoring...Led the Bolts for hits with 165... His 73 blocked shots ranked fourth on the Lightning...Went on a career-long four-game point streak (0-4-4 pts.) from Apr. 14-21...Tied a Lightning franchise record with 10 hits Apr. 16 vs. Winnipeg...Skated in his 200th career NHL game March 8 at Winnipeg, becoming the 22nd defenseman all-time to record 200-plus games with the Lightning...**2022 Playoffs:** Skated in all 23 games during the playoffs, recording a goal, an assist and a plus-1 rating... Led the Lightning for hits and ranked second in the NHL...Scored his second career playoff goal and first playoff game-winner in Game 3 of the 2nd Rd. vs. Florida...Notched only assist of the playoffs Game 4 of the Stanley Cup Final vs. Colorado...**2020-21:** Played in 46 games for the Bolts, matching his career-high for goals with 5, while adding 18 points and 38 penalty minutes...Set career-best for points...Ranked 5th on the team for penalty minutes and 4th for hits with 98...**2021 Playoffs:** Played in 21 games during the playoffs, posting a goal and 10 points to go along with a +12 rating... Scored Stanley Cup Final opening goal in the 1st period of Game 1 against Montreal for his first career playoff goal...Ranked tied for 4th on the team for assists and was 2nd for plus/minus...**2019-20:** Played in 67 games for the

Lightning, posting 5 goals and 12 points to go along with 59 penalty minutes. Ranked 2nd on the Bolts for penalty minutes and 2nd for hits (172)...Registered a career-high nine hits on Feb. 13 vs. Edmonton...Recorded a career-best time on ice against Pittsburgh on Feb. 11 (23:23)...**2020 Playoffs:** Played in 25 Stanley Cup Playoff games, posting 4 assists and 12 penalty minutes to go along with a +2 rating...Ranked 3rd among all Lightning defensemen for average time on ice (20:43)... Was 1 of 13 players to skate in all 25 playoff games for the Lightning. Ranked 2nd on the team for average shorthanded time on ice per game (3:01)...**2018-19:** Played in 58 games in 1st NHL season, recording 5 goals and 16 points to go along with 58 penalty minutes... Ranked 1st on the Lightning and tied for 19th in the NHL for hits per game (3.4)...Led all NHL rookies for hits (198) and was tied for 1st for plus/minus (+25)...Made NHL debut on November 13 at Buffalo and scored 1st NHL goal on February 2 at NY Rangers... Also appeared in 9 games with the Syracuse Crunch, registering 2 goals and 7 points to go along with 14 penalty minutes...Represented Slovakia at the World Championships, posting 3 goals and 5 points in 7 games...**2019 Playoffs:** Played in 4 Stanley Cup Playoff games, posting 3 assists and 7 shots on goal... Led the team for points and assists...**2017-18:** Appeared in 71 games with Syracuse during his 1st pro/AHL season, recording 5 goals and 18 points to go along with 30 penalty minutes...Led all Syracuse rookie defensemen for goals, assists and points...**2016-17:** Played in 50 games with Erie, recording 3 goals and 21 points...Also appeared in 22 OHL playoff games with the Otters, registering a goal and 9 points, helping Erie win the OHL Championship...Skated in 5 Memorial Cup games, notching 2 assists...**2015-16:** Skated in 41 games in 1st season in the OHL with Erie, recording 4 goals and 15 points to go along with 35 penalty minutes...Appeared in 13 OHL postseason games, tallying 6 assists with 10 penalty minutes...Represented Slovakia at the World Jr. Championship, notching two penalty minutes...**2014-15:** Played in 43 games with HC Kosice, collecting 5 goals and 13 points to go along with 16 penalty minutes...Played in 5 World Jr. Championship games for Slovakia, recording 3 goals and 5 points.

CAREER STATISTICS

SEASON	TEAM	LEAGUE	REGULAR SEASON							PLAYOFFS				
			GP	G	A	TP	+/-	PIM	GP	G	A	TP	PIM	
2014-15	HC KOSICE	SLOVAKIA	43	5	8	13	-	16	-	-	-	-	-	
	SLOVAKIA	WJC-U20	5	3	2	5	-	8	-	-	-	-	-	
2015-16	ERIE	OHL	41	4	11	15	-	35	13	0	6	6	10	
	SLOVAKIA	WJC-U20	4	0	0	0	-	2	-	-	-	-	-	
2016-17	ERIE	OHL	50	3	18	21	-	53	22	1	8	9	10	
2017-18	SYRACUSE	AHL	71	5	13	18	-	30	-	-	-	-	-	
2018-19	TAMPA BAY	NHL	58	5	11	16	25	58	4	0	3	3	0	
	SYRACUSE	AHL	9	2	5	7	-	14	-	-	-	-	-	
	SLOVAKIA	WC	7	3	2	5	-	8	-	-	-	-	-	
2019-20	TAMPA BAY	NHL	67	5	7	12	11	59	25	0	4	4	12	
2020-21	TAMPA BAY	NHL	46	5	13	18	8	38	21	1	9	10	16	
2021-22	TAMPA BAY	NHL	55	1	12	13	7	46	23	1	1	2	12	
2022-23	TAMPA BAY	NHL	70	2	14	16	8	53	1	0	0	0	2	
2023-24	TAMPA BAY	NHL	69	2	11	13	5	63	5	0	1	1	2	
NHL TOTALS			365	20	68	88	64	317	79	2	18	20	44	

HIGHLIGHTS

GOALS:

Game: 1 (20x, Last: 4/15/24 vs. BUF)
 Season: 5 (3x, Last: 2020-21)
 Multi-Goal Games: 0
 In 2023-24: 0
 Hat Tricks: None
 Streak: 2 (1/29-1/31/20, 2g)
 In 2023-24: None

ASSISTS:

Game: 2 (4x, Last: 1/8/22 vs. BOS)
 Season: 28 (2019-20)
 Streak: 4 (4/14-4/21/22, 4a)
 In 2023-24: 2 (3x, 3/16-3/19/24, 2a)

POINTS:

Game: 3 (5/5/21 vs. DAL)
 Season: 18 (2020-21)
 Multi-Point Games: 9
 In 2023-24: 0
 Streak: 4 (4/14-4/21/22, 0g, 4a)
 In 2023-24: 2 (2x, Last: 3/16-3/19/24, 0g, 2a)

SHOOTOUT STATISTICS:

Career: 0-0 (0%)
 In 2023-24: 0-0 (0%)

MOST PIM IN A GAME:

19 (2/17/24 vs. FLA)

MOST SHOTS IN A GAME:

7 (2x, Last: 10/23/21 vs. COL)

TRANSACTIONS


Signed by the Lightning to an 8-year contract extension 7/13/22...Re-signed by the Lightning to a 3-year contract on 12/22/20...Acquired by the Lightning along with Peter Budaj and a 7th round draft pick from the Los Angeles Kings in exchange for Ben Bishop and a conditional draft pick on 2/26/17...Drafted by the LA Kings in the 2nd round, 43rd overall, at the 2015 NHL Draft


NHL AND LIGHTNING FIRSTS

GAME: 11/13/18 at BUF

GOAL: 2/9/19 vs. PIT (DeSmith)

ASSIST: 11/19/18 at NSH





CHAFFEE VS. THE NHL

	GP	G	A	P
ARI	1	1	1	2
BOS	2	1	0	1
BUF	2	1	0	1
CGY	1	0	0	0
CAR	1	0	0	0
COL	1	0	0	0
CBJ	2	0	0	0
DET	1	0	0	0
FLA	2	0	0	0
LAK	1	0	0	0
MTL	3	0	0	0
NJD	2	0	0	0
NYI	3	0	0	0
NYR	2	0	0	0
OTT	1	1	0	1
PHI	1	0	0	0
PIT	1	0	1	1
TOR	2	0	1	1
VAN	2	0	0	0
WSH	2	0	0	0

41 MITCHELL CHAFFEE

POSITION Right Wing **BORN** January 26, 1998 (Grand Rapids, Michigan)
HEIGHT 6-1 **ACQUIRED** Signed as a free agent to a one-year, two-way contract July 1, 2023
WEIGHT 204
SHOOTS Right **SEASON** NHL – 3rd, Lightning – 2nd

2023-2024 SEASON

Was recalled by Tampa Bay from Syracuse on December 12, 2023 and made his Lightning debut on December 12 at Vancouver, logging 6:56 time on ice...Recorded his first career NHL point and scored his first career goal on January 25 vs. Arizona in his second game with Tampa Bay...Finished the regular season with seven points in 30 games, scoring four goals and adding three assists while averaging 11:17 time on ice per game...**2024 Playoffs:** Skated in all five games of Tampa Bay's first round playoff matchup with the Florida Panthers and averaged 11:56 time on ice.

CAREER

2022-23: Spent the season with AHL Iowa and posted five goals, seven points and a plus-eight rating in 10 games before suffering a season-ending knee injury...**2021-22:** Played in two games with Minnesota, recording a shot and a plus-one rating... Made his NHL debut April 19 at Montreal... Spent the majority of the season with AHL Iowa and posted 23 goals and 39 points... Led Iowa for power-play goals (9), ranked second for goals and fourth for scoring... Scored his first professional hat trick January 29 vs. San Diego...**2020-21:** Tallied two goals and 17 points in 28 games in his first pro season with AHL Iowa... Ranked ninth on Iowa for scoring and fourth among Wild rookies... Ranked third on Iowa for assists (15) and second among Wild rookies... Made his pro debut February 5 at vs. Texas... Recorded his first pro point (assist) a day later February 6 vs. Texas...**Collegiate career:** Served as a co-captain of UMass-Amherst during his junior season in **2019-20**... Ranked tied for first on the Minutemen for power-play points (9) and second for scoring (29 pts.), goals (16), power-play goals (3), game-winning goals (3) and shots (101)... Ranked tied for seventh in Hockey East for goals and game-winning goals... Led UMass for goals (18) and ranked tied for first for power-play goals (7) and game-winning goals (4) during his sophomore campaign... Ranked third on the Minutemen for scoring (42 pts.) and fourth for plus/minus rating (+21)... Led Hockey East in scoring during league play and ranked third in goals and fourth in scoring overall... Named a Hockey East First Team All-Star, a CCM/AHCA First Team All-American... Recipient of the Herb Gallagher Award as New England's Best Forward and to the Hockey East All-Academic Team... Ranked tied for first on UMass for goals (13) and tied for second for scoring (24 pts.) as a freshman... 13 goals was second-most by a freshman in a season in UMass' Hockey East era... Ranked tied for seventh among NCAA freshmen for goals... Named to the Hockey East All-Academic Team.

CAREER STATISTICS

SEASON	TEAM	LEAGUE	REGULAR SEASON							PLAYOFFS				
			GP	G	A	TP	+/-	PIM	GP	G	A	TP	PIM	
2015-16	BLOOMINGTON	USHL	54	7	6	13	7	40	4	0	0	0	0	
2016-17	BLOOMINGTON	USHL	35	7	4	11	-12	34	-	-	-	-	-	
	FARGO	USHL	14	1	4	5	1	4	3	1	0	1	0	
2017-18	UMASS	NCAA	39	13	11	24	-5	22	-	-	-	-	-	
2018-19	UMASS	NCAA	40	18	24	42	21	33	-	-	-	-	-	
2019-20	UMASS	NCAA	30	16	13	29	16	16	-	-	-	-	-	
2020-21	IOWA	AHL	28	2	15	17	9	16	-	-	-	-	-	
2021-22	MINNESOTA	NHL	2	0	0	0	1	0	-	-	-	-	-	
	IOWA	AHL	49	23	16	39	8	14	-	-	-	-	-	
2022-23	IOWA	AHL	10	5	2	7	8	8	-	-	-	-	-	
2023-24	TAMPA BAY	NHL	30	4	3	7	2	4	5	0	0	0	-1	
	SYRACUSE	AHL	36	12	14	26	8	16	-	-	-	-	-	
NHL TOTALS			32	4	3	7	3	4	5	0	0	0	-1	

HIGHLIGHTS

GOALS:
 Game: 1 (5x, Last: 3/27/24 vs. BOS)
 Season: 4 (2023-24)
 Multi-Goal Games: 0
 In 2023-24: 0
 Hat Tricks: None
 Streak: None
 In 2023-24: None

ASSISTS:
 Game: 1 (3x, Last: 4/17/24 vs. TOR)
 Season: 3 (2023-24)
 Streak: None
 In 2023-24: None

POINTS:
 Game: 2 (1/25/24 vs. ARI)
 Season: 7 (2023-24)
 Multi-Point Games: 1
 In 2023-24: 1
 Streak: None
 In 2023-24: None

SHOOTOUT STATISTICS:
 Career: 0-0 (0%)
 In 2023-24: 0-0 (0%)

MOST PIM IN A GAME:
 2 (3x, Last: 3/2/24 vs. MTL)

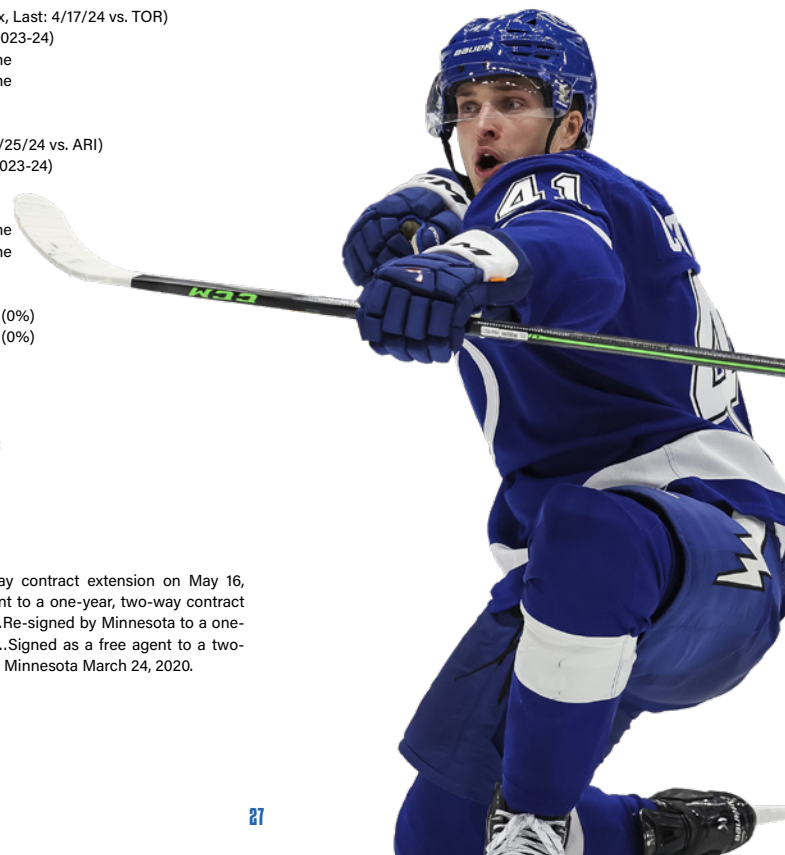
MOST SHOTS IN A GAME:
 2 (3x, Last: 3/2/24 vs. MTL)

TRANSACTIONS

Signed a two-year, one-way contract extension on May 16, 2024... Signed as a free agent to a one-year, two-way contract by Tampa Bay July 1, 2023... Re-signed by Minnesota to a one-year contract July 17, 2022... Signed as a free agent to a two-year, entry-level contract by Minnesota March 24, 2020.

NHL AND LIGHTNING FIRSTS

GAME: NHL – 4/19/22 at MTL
 Lightning – 12/12/23 at VAN
GOAL: NHL – 1/25/24 vs. ARI (Ingram)
 Lightning – 1/25/24 vs. ARI
ASSIST: NHL – 1/25/24 vs. ARI
 Lightning – 1/25/24 vs. ARI





**CIRELLI
VS. THE NHL**

	GP	G	A	P
ANA	9	5	4	9
ARI	11	2	3	5
BOS	21	5	4	9
BUF	18	6	9	15
CGY	8	3	1	4
CAR	19	1	4	5
CHI	18	7	6	13
COL	10	4	4	8
CBJ	20	2	4	6
DAL	18	6	8	14
DET	25	2	7	9
EDM	7	1	2	3
FLA	23	1	5	6
LAK	9	1	3	4
MIN	10	4	2	6
MTL	19	4	8	12
NSH	18	4	6	10
NJD	15	3	3	6
NYI	14	4	6	10
NYR	13	3	5	8
OTT	17	3	5	8
PHI	13	1	5	6
PIT	13	5	2	7
SJS	9	1	5	6
SEA	6	2	4	6
STL	9	4	2	6
TOR	17	2	7	9
VAN	9	1	0	1
VGK	10	2	2	4
WSH	13	2	5	7
WPG	10	6	5	11

71 ANTHONY CIRELLI

POSITION Center **BORN** July 15, 1997 (Etobicoke, Ontario)
HEIGHT 6-1 **ACQUIRED** Selected by Tampa Bay in the third round, 72nd overall, at the 2015 NHL Draft
WEIGHT 191 **SEASON** NHL – 8th, Lightning – 8th
SHOOTS Left

2023-2024 SEASON

Played in 79 games for the Bolts and set career highs for goals with 20 and points with 45...Also set career highs for blocked shots (75) and average time on ice (18:31)... Led Lightning forwards for blocked shots ranked tied for first in shorthanded goals and shorthanded points (2-0-2)...He ranked sixth among Bolts skaters for goals and points...**2024 Playoffs:** Skated in all five games of Tampa Bay's first round matchup with the Florida Panthers and recorded two assists.

CAREER

2022-23: Notched 11 goals and 23 points in 58 games... Began the season on injured reserve following offseason shoulder surgery...Made his season debut Dec. 3 vs. Toronto...Ranked eighth on the Lightning for assists (18), ninth for goals and 10th for scoring...Netted shorthanded goals in consecutive games March 12 vs. Winnipeg and March 14 at New Jersey...Paced the Bolts for shorthanded tallies (2)...Led all Lightning forwards for average shorthanded time on ice (2:21)...Ranked second among Tampa Bay forwards for blocked shots per 60 minutes (2.87) and tied for fourth for blocked shots (46)... Finished third on Tampa Bay for face-off wins (427)...His 51.4% face-off win percentage was the second highest of his career...His plus-13 rating ranked tied for third on the Lightning...**2023 Playoffs:** Played in all six playoff contests, registering three goals and six points to finish tied for first on the Bolts for goals and scoring...Notched multi-point efforts (goal, assist) in Games 1 and 5 of the First Round series vs. Toronto...Ranked second on the Lightning and first among Tampa Bay forwards for blocked shots (12)...Finished second on the Bolts for takeaways (8)...Placed fourth on the Lightning for hits (17)...Recorded a 25% shooting percentage that ranked first on Tampa Bay and ninth in the NHL...**2021-22:** Notched 17 goals and 43 points in 76 games, finishing one point off his career high pace of 16-28-44 pts. from 2019-20...His 17 goals and 26 assists were also the second most for a season in his career...Finished seventh on the Lightning for scoring, eighth for assists and ninth for goals...Set career highs for penalty minutes (70), power-play goals (3), shots (146), blocked shots (67) and takeaways (60)...Paced all Bolts for takeaways...Led Tampa Bay forwards for blocked shots and ranked fifth for average time on ice (18:19)...Ranked second among Lightning forwards for average shorthanded time on ice (2:06)...Recorded 42 penalties drawn to pace Tampa Bay and rank sixth in the NHL...Finished fifth in Selke Trophy voting...**2022 Playoffs:** Played in all 23 playoff games, recording 3 goals, 5 assists and 8 points...Notched his first career postseason shorthanded goal Game 6 of 1st Rd. vs. Toronto...Scored the fourth-fastest goal to begin a playoff game in franchise history (36 seconds) Game 4 of Stanley Cup Final vs. Colorado...Ranked second on Tampa Bay and sixth in the NHL for hits (68)...Ranked seventh among NHL forwards for average shorthanded time on ice (2:49)...Recorded first career multi-assist playoff outing Game 1 of ECF at NY Rangers...**2020-21:** Played in 50 games with the Bolts, posting 9 goals and 22 points to go along with 10 penalty minutes... Skated in his 200th career NHL game on April 4 versus Detroit... Missed 6 games from February 13-25 with an upper body injury...Ranked tied for 8th in the NHL with 2 shorthanded goals...Opened the season with 8 points (2 goals, 6 assists) in first 8 games...**2021 Playoffs:** Played in 23 Stanley Cup Playoff games, winning his 2nd consecutive Cup, notching 5 goals and 7 assists...Ranked tied for 2nd on the team for hits with 68...Recorded an assist on the game-winning shorthanded goal in Game 7 of the ECF against the NY Islanders...**2019-20:** Played in 68 games with the Lightning, recording 16 goals and 44 points to go along with a +28 rating and 30 penalty minutes...Ranked 5th on the team for assists with 28 and was 6th for points...Tied for the team lead and ranked 5th in the NHL with a +28 rating...Posted a career-long 6-game point streak from Nov. 16-27 (5 goals, 4 assists)... Netted 1st career hat trick on Jan. 17 at Winnipeg...

Led the Lightning for face-offs (914) and face-off wins (434)...Ranked 5th among NHL forwards for average shorthanded time on ice (2:49)...**2020 Playoffs:** Played in 25 Stanley Cup Playoff games, posting 3 goals and 9 points to go along with 2 penalty minutes...Recorded a 3-game assist streak during the Stanley Cup Final from Games 2-4...Ranked 2nd among Lightning forwards for average shorthanded time on ice per game (2:31). **2018-19:** Played in all 82 games in his 1st full season with the Lightning, recording 19 goals and 39 points to go along with 34 penalty minutes...Ranked tied for 2nd in the NHL with 5 shorthanded goals...Ranked 6th among NHL rookies for points...Posted a career-best 6-game point streak from March 16-25 (4 goals, 3 assists)...Scored 5 game-winning goals, tying the Lightning single-season record by a rookie...Led all NHL forwards for total shorthanded time on ice (22:39)...Led all NHL rookies for face-offs (951) and face-off wins (502)...Played in his 100th career game on April 6 at Boston...Ranked tied for 1st among all rookies in the NHL for plus/minus (+25)...**2019 Playoffs:** Played in 4 Stanley Cup Playoff games, posting a goal and 2 points...Ranked 4th among Lightning forwards for average time on ice (18:05)... Ranked tied for 2nd on the team for points...**2017-18:** Played in 18 games with the Lightning, collecting 5 goals and 11 points to go along with 6 penalty minutes...Scored a pair of goals on April 6 against Buffalo, finishing the season with 4 multi-point games...Recorded a goal and an assist in his NHL debut on March 1 against the Dallas Stars...Skated in 51 games with the Syracuse Crunch of the AHL, recording 14 goals and 37 points...Ranked tied for 1st on the Crunch for points and was 3rd for assists with 23 prior to being recalled by the Bolts on February 28...Also posted 6 power-play goals, ranking 1st on Syracuse at the time of his recall...Skated in 17 Stanley Cup Playoff games, posting 2 goals and 3 points to go along with 4 penalty minutes...Made his Stanley Cup Playoffs debut in Game 1 versus New Jersey...Led all Lightning forwards for shorthanded average time on ice per game (1:41)...**2016-17:** Skated in 51 OHL games, splitting time between the Oshawa Generals and Erie Otters, posting 25 goals and 64 points to go along with 12 penalty minutes...Served as captain of the Generals prior to being traded to Erie...Recorded 12 goals and 30 points in 25 games with Erie...Appeared in 22 OHL playoff games with the Otters, registering 15 goals and 31 points...Led the Otters for playoff goals and ranked 3rd for points...Helped lead Erie to the Memorial Cup where he skated in 5 games and posted a goal and 8 points... Also represented Canada at the World Jr. Championship, recording 3 goals and 7 points in 7 games...Won the Silver Medal at the tournament...Joined the Syracuse Crunch for the Calder Cup Playoffs, skating in 6 games and was held scoreless...Appeared in all 6 Calder Cup Final games with Syracuse...**2015-16:** Skated in 62 games with Oshawa, posting 21 goals and 59 points to go along with 27 penalty minutes...Named captain of the Generals mid-way through the season...Ranked 1st on the Generals for both assists (38) and points, and 2nd for goals...Also led Oshawa for power-play goals with 10... Made his pro/AHL debut with the Crunch on 4/15 versus the Utica Comets...Skated in 3 games for the Crunch and was held scoreless...**2014-15:** Played in 62 games during his rookie season with Oshawa, recording 13 goals and 36 points...Led all Oshawa rookies for points and ranked 9th in the OHL for rookie scoring.

CAREER STATISTICS

SEASON	TEAM	LEAGUE	REGULAR SEASON							PLAYOFFS				
			GP	G	A	TP	+/-	PIM	GP	G	A	TP	PIM	
2014-15	OSHAWA	OHL	68	13	23	36	-	22	21	2	8	10	4	
2015-16	OSHAWA	OHL	62	21	38	59	-	27	5	2	3	5	0	
	SYRACUSE	AHL	3	0	0	0	-	0	-	-	-	-	-	
2016-17	OSHAWA	OHL	26	13	21	34	-	8	-	-	-	-	-	
	ERIE	OHL	25	12	18	30	-	4	22	15	16	31	4	
	SYRACUSE	AHL	-	-	-	-	-	-	6	0	0	0	0	
2017-18	TAMPA BAY	NHL	18	5	6	11	1	4	17	2	1	3	4	
	SYRACUSE	AHL	51	14	23	37	-	14	-	-	-	-	-	
2018-19	TAMPA BAY	NHL	82	19	20	39	25	34	4	1	1	2	0	
	CANADA	WC	10	3	1	4	-	6	-	-	-	-	-	
2019-20	TAMPA BAY	NHL	68	16	28	44	28	30	25	3	6	9	2	
2020-21	TAMPA BAY	NHL	50	9	13	22	0	10	23	5	7	12	20	
2021-22	TAMPA BAY	NHL	76	17	26	43	15	70	23	3	5	8	8	
2022-23	TAMPA BAY	NHL	58	11	18	29	13	33	6	3	3	6	4	
2023-24	TAMPA BAY	NHL	79	20	25	45	2	38	5	0	2	2	0	
NHL TOTALS			431	97	136	233	94	221	103	17	25	42	38	

HIGHLIGHTS

- GOALS:**
 Game: 3 (1/17/20 at WPG)
 Season: 20 (2023-24)
 Multi-Goal Games: 9
 In 2023-24: 3 (Last: 3/30/24 vs NYI)
 Hat Tricks: 1
 Streak: 4 (2x, Last: 11/16-11/23/19, 4g)
 In 2023-24: 2 (3x, Last: 3/30-4/1/24, 3g)
- ASSISTS:**
 Game: 3 (10/10/19 at TOR)
 Season: 28 (2019-20)
 Streak: 4 (1/29-2/4/20, 4a)
 In 2023-24: 3 (2x, Last: 2/8-2/13/24, 3a)
- POINTS:**
 Game: 3 (4x, Last: 2/11/23 at DAL)
 Season: 45 (2023-24)
 Multi-Point Games: 49
 In 2023-24: 8
 Streak: 6 (2x, Last: 11/16-11/27/19, 5g, 4a)
 In 2023-24: 5 (2/8-2/17/24, 2g, 4a)
- SHOOTOUT STATISTICS:**
 Career: 0-2 (0%)
 In 2023-24: 0-0 (0%)

MOST PIM IN A GAME:
17 (11/15/21 vs. NYI)

MOST SHOTS IN A GAME:
9 (10/21/18 at CHI)

TRANSACTIONS

Signed by the Lightning to an eight-year contract extension on 7/13/22...Re-signed with the Lightning to a 3-year contract extension on 12/24/20...Signed 3-year entry level contract with the Lightning on 5/19/2016.

NHL AND LIGHTNING FIRSTS

- GAME:** 3/1/18 at DAL
GOAL: 3/1/18 at DAL (Bishop)
ASSIST: 3/1/18 at DAL





EYSSIMONT VS. THE NHL

	GP	G	A	P
ANA	4	0	0	0
ARI	3	0	0	0
BOS	5	0	2	2
BUF	6	0	0	0
CGY	2	1	0	1
CAR	6	2	3	5
CHI	6	0	1	1
COL	3	0	1	1
CBJ	5	0	0	0
DAL	4	0	0	0
DET	5	1	0	1
EDM	3	0	2	2
FLA	5	2	0	2
LAK	3	0	1	1
MIN	4	1	1	2
MTL	8	2	1	3
NSH	4	0	1	1
NJD	6	0	2	2
NYI	4	0	0	0
NYR	3	0	0	0
OTT	6	1	2	3
PHI	4	1	2	3
PIT	6	1	2	3
SJS	2	1	0	1
SEA	4	1	0	1
STL	3	1	1	2
TBL	1	0	0	0
TOR	4	0	1	1
VAN	3	1	0	1
VGK	5	0	0	0
WSH	6	0	1	1
WPG	3	0	0	0

23 MICHAEL EYSSIMONT

POSITION	Center	BORN	September 9, 1996 (Littleton, Colorado)
HEIGHT	6-0	ACQUIRED	From San Jose in exchange for F Vladislav Namestnikov on March 1, 2023
WEIGHT	191	SEASON	NHL – 4th, Lightning – 3rd
SHOOTS	Left		

2023-2024 SEASON

Eyssimont saw action in 81 regular season games for the Bolts in 2023-24, recording 11 goals, 14 assists and 25 points...Eyssimont was one-of-seven Lightning skaters to play in at least 81 games last season...He drew 31 penalties, the second-most on Tampa Bay and tied for the 18th-most among all NHL players...Eyssimont ranked third among Bolts skaters for hits with 134 and finished the season with a +7 rating, good for fourth among Tampa Bay skaters...Scored his first career game-winning goal on November 7 at Montreal...**2023-24 Playoffs:** Skated in all five games of Tampa Bay's first round playoff matchup with the Florida Panthers...Recorded 16 hits, tied for the seventh-most among Bolts skaters and recorded two penalty minutes.

CAREER

2022-23: Began the season with the Winnipeg Jets where he played 19 games and recorded one goal and five points...Also saw action in nine games for Winnipeg's AHL affiliate Manitoba Moose...Registered two goals and nine points in nine AHL games...Was placed on waivers by the Jets on January 5 and claimed by the San Jose Sharks on January 6...Skated in 20 games for the Sharks, registering three goals and eight points...On March 1, he was traded to the Tampa Bay Lightning in exchange for forward Vladislav Namestnikov...Finished the season with the Lightning where he posted one goal and one assist in 15 games...**2023 Playoffs:** Skated in three playoff games for the Bolts and notched a goal and an assist...His goal in game five of round one was crucial in helping the Bolts force a game six at home...**2021-22:** Appeared in 58 AHL games with the Manitoba Moose, leading the team in scoring with 42 points...Ranked second on the team in goals (18) and assists (24)...Recorded seven multi-point games in the second half of the season and five points over his last two games...Skated in one game at the end of the season for the Winnipeg Jets and registered one shot on goal in 5:49 time on ice...Also saw action in five playoff games, scoring one goal...**2020-21:** Skated in 40 games with the Ontario Reign of the AHL and posted nine goals and 17 points... One of three players to skate in all 40 of Ontario's games (season shortened due to COVID-19)...Ranked T-4th in goals and T-8th for scoring...Led the Reign in shots on goal with 135...Played in one playoff game where he recorded a goal and assist...**2019-20:** Skated in 56 games with Ontario and notched 12 goals and 28 points...Led all Reign skaters with 145 shots on goal...

Ranked 2nd for penalty minutes with 70... Scored three power-play goals to rank T-5th among Reign skaters...**2018-19:** Skated in 68 games for the Ontario Reign as an AHL rookie and posted 10 goals and 20 points... Led Reign rookies for shots on goal (115)... Ranked T-3rd for goals and T-4th in scoring among Reign rookies...**2017-18:** Skated in his junior season at St. Cloud State University and registered 17 goals and 39 points in 39 games...Reported to the Ontario Reign of the American Hockey League following the completion of his collegiate season...Saw action in three games and recorded one assist...**2016-17:** Honored on the All-NCHC Academic team for the second-straight season...Led the Huskies with 14 goals and 30 points and tied for second on the team with 16 assists in 36 games played...Tied a career high with 14 goals...Notched eight multi-point efforts...Paced the Huskies with six goals and 15 points on the power play... Tied for the team lead with three game-winning goals...chartered a team high 132 shots on goal...**2015-16:** Played in 40 games as a freshman and scored 14 goals and 19 assists...Named the MVP at the 2016 North Star Cup and MVP at the 2016 NCHC Frozen Face-off...Named to 2016 All-NCHC Academic team...Selected to the 2016 NCHC Frozen Face-off All-Tournament team...**INTERNATIONAL CAREER:** Following the 2022-23 season, Eyssimont was selected to represent the United States in the IIHF Men's World Championship...Played in nine games and recorded one goal, two assists and 29 penalty minutes...Eyssimont was again selected to represent the United States at the IIHF Men's World Championship in 2024 where he played in eight games and scored one goal.

CAREER STATISTICS

SEASON	TEAM	LEAGUE	REGULAR SEASON							PLAYOFFS				
			GP	G	A	TP	+/-	PIM	GP	G	A	TP	PIM	
2015-16	ST. CLOUD	NCAA	40	14	19	33	14	20	-	-	-	-	-	
2016-17	ST. CLOUD	NCAA	36	14	16	30	-8	20	-	-	-	-	-	
2017-18	ST. CLOUD	NCAA	39	17	22	39	12	30	-	-	-	-	-	
	ONTARIO	AHL	3	0	1	1	1	0	-	-	-	-	-	
2018-19	ONTARIO	AHL	63	10	10	20	-11	47	-	-	-	-	-	
2019-20	ONTARIO	AHL	56	12	16	28	0	70	-	-	-	-	-	
2020-21	ONTARIO	AHL	40	9	8	17	-7	49	23	0	3	3	18	
2021-22	WINNIPEG	NHL	1	0	0	0	0	0	-	-	-	-	-	
	MANITOBA	AHL	58	18	24	42	15	90	5	1	0	1	4	
2022-23	WINNIPEG	NHL	19	1	4	5	5	7	-	-	-	-	-	
	MANITOBA	AHL	9	2	7	9	8	27	-	-	-	-	-	
	SAN JOSE	NHL	20	3	5	8	1	34	-	-	-	-	-	
	TAMPA BAY	NHL	15	1	1	2	-3	22	3	1	1	2	0	
2023-24	TAMPA BAY	NHL	81	11	14	25	7	104	5	0	0	0	2	
NHL TOTALS			136	16	24	40	10	167	8	1	1	2	2	

HIGHLIGHTS

GOALS:

Game: 1 (16x, Last: 4/4/24 at MTL)
 Season: 11 (2023-24)
 Multi-Goal Games: 0
 In 2023-24: 0
 Hat Tricks: 0
 Streak: 2 (2x, Last: 11/4-11/7/23, 2g)
 In 2023-24: 2 (11/4-11/7/23, 2g)

ASSISTS:

Game: 2 (3x, Last: 3/9/24 vs. PHI)
 Season: 15 (2022-23)
 Streak: 2 (2x, Last: 4/4-4/6/24, 2a)
 In 2023-24: 2 (2x, Last: 4/4-4/6/24, 2a)

POINTS:

Game: 3 (1/27/23 at CAR)
 Season: 25 (2023-24)
 Multi-Point Games: 4
 In 2023-24: 2
 Streak: 2 (7x, Last: 4/4-4/6/24, 1g, 2a)
 In 2023-24: 2 (4x, Last: 4/4-4/6/24, 1g, 2a)

SHOOTOUT STATISTICS:

Career: 0-1 (0%)
 In 2023-24: 0-1 (0%)

MOST PIM IN A GAME:

14 (3/9/23 vs. VGK)

MOST SHOTS IN A GAME:

8 (1/28/23 at PIT)

TRANSACTIONS

Signed a 2-year contract with the Lightning on 5/5/23...Re-signed by the Lightning to a 3-year contract on 11/25/20... Traded by San Jose to Tampa Bay in exchange for forward Vladislav Namestnikov on 3/1/23...Claimed off waivers by San Jose on 1/6/23...Signed a 2-year contract with Winnipeg on 7/28/21...Signed a 1-year contract extension with Los Angeles on 10/5/20...Signed a 2-year, entry-level contract with Los Angeles on 3/29/18

NHL AND LIGHTNING FIRSTS

GAME:


NHL – 4/11/22 at MTL
 Lightning – 3/4/23 at BUF

GOAL:

NHL – 11/21/22 vs. CAR (Kochetkov)
 Lightning – 4/13/23 vs. DET (Husso)

ASSIST:

NHL – 11/23/22 at MIN
 Lightning – 4/8/23 at OTT





28 ZEMGUS GIRGENSONS

POSITION Left Wing **BORN** January 5, 1994 (Riga, Latvia)
HEIGHT 6-3 **ACQUIRED** Signed as a free agent on July 1, 2024
WEIGHT 192 **SEASON** NHL – 11th, Lightning – 1st
SHOOTS Left

GIRGENSONS VS. THE NHL

	GP	G	A	P
ANA	19	3	1	4
ARI	13	1	3	4
BOS	31	2	3	5
CGY	19	2	2	4
CAR	26	3	1	4
CHI	15	2	0	2
COL	13	1	1	2
CBJ	25	4	2	6
DAL	14	2	1	3
DET	34	8	8	16
EDM	19	1	3	4
FLA	33	4	5	9
LAK	19	2	1	3
MIN	19	2	2	4
MTL	32	4	3	7
NSH	14	1	3	4
NJD	27	0	3	3
NYI	24	4	3	7
NYR	26	5	3	8
OTT	36	6	6	12
PHI	26	3	4	7
PIT	28	5	3	8
SJS	19	2	7	9
SEA	6	0	2	2
STL	15	1	2	3
TBL	38	5	7	12
TOR	35	3	8	11
VAN	15	4	3	7
VGK	10	1	1	2
WSH	27	5	2	7
WPG	20	3	6	9

2023-2024 SEASON

Played in 63 games for Buffalo and tallied eight goals and 14 points...Led Sabres forwards for hits with 141 hits and ranked third with 36 blocked shots...Registered 58:55 of shorthanded time on ice, the fifth most among Sabres forwards...Recorded a three-game point streak from March 2-6 (1-2-3), tied for the longest of his career.

CAREER

2022-23: Appeared in 80 games for the Sabres and tallied 10 goals and 18 points... His 10 goals were tied for the second-most of his career and his 18 points were tied for the fourth-most of his career...His 80 games played were tied for the third-most among Sabres skaters...Led Sabres forwards for hits (96)...**2021-22:** Played in 56 games and posted 10 goals and 18 points, his second best points per game (0.32)...Ranked 2nd among Sabres forwards for hits (81) and ranked third for shorthanded time on ice (1:27)...**2020-21:** Did not play due to injury (lower-body)...**2019-20:** Played in 69 games and scored 12 goals and added 7 assists for 19 points...His 19 points were the third-most of his career...Led Buffalo forwards for hits (110) and average shorthanded time on ice (2:08)...Ranked 7th for blocked shots (20)...**2018-19:** Skated in 72 games with Buffalo, scoring five goals and tallying 13 assists...His 13 assists were the third-most of his career... He led Sabres forwards for shorthanded time on ice (2:24), hits (144)...**2017-18:** Played in 71 games and tallied seven goals and 15 points... Dished out 134 hits, the most among Sabres forwards and the second-most among all Buffalo skaters...Ranked third among Buffalo forwards for average shorthanded time on ice (1:37)...**2016-17:** Skated in 75 games and recorded seven goals and 16 points...Ranked second for hits (120) among Sabres forwards and blocked 26 shots, good for the seventh-most among Buffalo forwards...Scored three

game-opening goals, tied for the fourth-most on the team...**2015-16:** Played in 71 games and logged seven goals, 11 assists and 18 points...Averaged 13:10 of time on the ice and 1:03 of shorthanded time on ice... Dished out 125 hits, the sixth-most among Buffalo skaters...**2014-15:** Played 61 games in his second NHL season and scored 15 goals, tallied 15 assists and 30 points... Ranked second on the Sabres for average time on ice (19:05), the highest average of his career...His 30 points were fourth on Buffalo and his 15 goals ranked second... Also ranked third among Sabres forwards for hits (127)...**2013-14:** Made his NHL debut and scored in his first NHL game on October 2, 2013 at Detroit...Appeared in 70 games during rookie season and logged eight goals and 22 points...Ranked third among NHL rookie forwards for hits (161) and his 22 points ranked 20th...Tallied two shorthanded points (1g, 1a) the most of all Sabres forwards and tied for the third-most among NHL rookie forwards... **INTERNATIONAL CAREER:** Represented Latvia at the 2014, 2016 and 2017 IIHF World Championships, serving as an alternate captain at the 2016 tournament...Tallied two points (1-1-2) in five games for Team Latvia at the 2014 Winter Olympics in Sochi, Russia...Served as an alternate captain for Latvia at the 2012 IIHF World Junior Championship in Alberta, Canada.

CAREER STATISTICS

SEASON	TEAM	LEAGUE	REGULAR SEASON							PLAYOFFS				
			GP	G	A	TP	+/-	PIM	GP	G	A	TP	PIM	
2012-2013	ROCHESTER	AHL	61	6	11	17	-7	28	3	3	0	3	0	
	LATVIA	WC	5	1	0	1	-3	0	-	-	-	-	-	
2013-2014	BUFFALO	NHL	70	8	14	22	-6	14	-	-	-	-	-	
	LATVIA	OLY	5	1	1	2	-1	2	-	-	-	-	-	
2014-2015	BUFFALO	NHL	61	15	15	30	-16	25	-	-	-	-	-	
	LATVIA	WC	6	2	0	2	1	29	-	-	-	-	-	
2015-2016	BUFFALO	NHL	71	7	11	18	0	20	-	-	-	-	-	
	LATVIA	WC	7	1	0	1	-5	4	-	-	-	-	-	
2016-2017	BUFFALO	NHL	75	7	9	16	-7	18	-	-	-	-	-	
	LATVIA	OGQ	3	0	1	1	1	2	-	-	-	-	-	
2017-2018	BUFFALO	NHL	71	7	8	15	-12	26	-	-	-	-	-	
	LATVIA	WC	7	1	1	2	-6	0	-	-	-	-	-	
2018-2019	BUFFALO	NHL	72	5	13	18	-11	17	-	-	-	-	-	
2019-2020	BUFFALO	NHL	69	12	7	19	-1	10	-	-	-	-	-	
2020-2021	BUFFALO	NHL	0	0	0	0	0	0	-	-	-	-	-	
2021-2022	BUFFALO	NHL	56	10	8	18	-7	27	-	-	-	-	-	
	LATVIA	OGQ	3	0	1	1	1	0	-	-	-	-	-	
2022-2023	BUFFALO	NHL	80	10	8	18	-5	14	-	-	-	-	-	
2023-2024	BUFFALO	NHL	63	8	6	14	-1	21	-	-	-	-	-	
NHL TOTALS			688	89	99	188	-66	192	-	-	-	-	-	

HIGHLIGHTS

GOALS:
 Game: 2 (6x, Last: 3/30/22 vs. WPG)
 Season: 15 (2014-15)
 Multi-Goal Games: 6
 In 2023-24: 0
 Hat Tricks: 0
 Streak: 2 (8x, Last: 2/21-2/23/24, 2g)
 In 2023-24: 2 (2/21-2/23/24, 2g)

ASSISTS:
 Game: 2 (7x, Last 3/18/24 at SEA)
 Season: 15 (2014-15)
 Streak: 2 (11x, Last: 3/3-3/6/24, 2a)
 In 2023-24: 2 (3/3-3/6/24, 2a)

POINTS:
 Game: 2 (26x, Last: 3/18/24 at SEA)
 Season: 30 (2014-15)
 Multi-Point Games: 26
 In 2023-24: 1
 Streak: 3 (6x, Last: 3/2-3/6/24, 1g, 2a)
 In 2023-24: 2 (3/2-3/6/24, 1g, 2a)

SHOOTOUT STATISTICS:
 Career: 4-14 (28.6%)
 In 2023-24: 0-0 (0%)

MOST PIM IN A GAME:
 15 (11/24/21 vs BOS)

MOST SHOTS IN A GAME:
 7 (2x, Last: 4/4/23 at FLA)

TRANSACTIONS

Signed as a free agent by Tampa Bay on July 1, 2024... Selected by Buffalo in the first round (14th overall) of the 2012 NHL Draft.

NHL AND LIGHTNING FIRSTS

GAME: NHL – 10/2/13 at DET
 Lightning – N/A

GOAL: NHL – 10/2/13 at DET (Howard)
 Lightning – N/A

ASSIST: NHL – 10/14/13 vs. MIN
 Lightning – N/A





GLENDENING VS. THE NHL

	GP	G	A	P
ANA	21	2	3	5
ARI	20	5	0	5
BOS	31	4	0	4
BUF	32	3	4	7
CGY	20	2	0	2
CAR	31	1	5	6
CHI	28	3	4	7
COL	22	1	3	4
CBJ	35	2	2	4
DAL	22	4	3	7
DET	7	0	1	1
EDM	20	5	1	6
FLA	38	4	3	7
LAK	21	1	2	3
MIN	23	0	3	3
MTL	34	4	5	9
NSH	28	6	7	13
NJD	24	3	2	5
NYI	27	4	2	6
NYR	25	1	2	3
OTT	31	1	5	6
PHI	26	3	3	6
PIT	24	3	2	5
SJS	21	2	5	7
SEA	6	0	0	0
STL	20	1	3	4
TBL	37	3	4	7
TOR	34	2	3	5
VAN	21	1	1	2
VGK	11	3	0	3
WSH	25	3	2	5
WPG	22	2	0	2

11 LUKE GLENDENING

POSITION Center **BORN** April 28, 1989 (Grand Rapids, Michigan)
HEIGHT 5-11 **ACQUIRED** Signed as a free agent to a two-year contract on July 1, 2023
WEIGHT 190
SHOOTS Right **SEASON** NHL – 12th, Lightning – 2nd

2023-2024 SEASON

Only missed one regular season game in his first season as a Bolt, scoring 10 goals and posting 11 points in those 81 games...His 10 goals were tied for the third-most of his career, marking the fourth 10+ goal season of his career...Glendening ranked tied for first in faceoff wins (531) among Lightning skater...Glendening led Lightning forwards in average shorthanded time on ice per game (2:16)...He also ranked second among Bolts forwards for blocked shots (53) and his 121 hits ranked third...**2024 Playoffs:** Made his sixth Stanley Cup Playoffs appearance, skating in all five of Tampa Bay's first round playoff matchup with the Florida Panthers.

CAREER

2022-23: Skated in 70 games for Dallas and recorded three goals and six points...Ranked 2nd on the Stars for faceoff win percentage (59.1)...Led Dallas forwards for average penalty kill time on ice (2:17)... Ranked third among Stars forwards for hits (114) and blocked shots (60)...Logged a career-high 50 penalty minutes to rank 4th on the team and 3rd among forwards...**2023 Playoffs:** Saw action in 17 playoff games for Dallas and posted two goals and three points...Ranked T-5th among Stars forwards for hits (29)...Ranked second on the Stars for blocked shots with 14...**2021-22:** One of four Stars players to appear in all 82 games...Scored nine goals to rank 8th among Stars forwards and his 16 points ranked T-10th...Paced Stars forwards with 179 hits, the second most he's had in his career...Posted a career-long, three-game point streak from November 13 to November 18, recording one goal and three assists...Led the Stars in faceoff win percentage (58.7%)...Became one of three NHL skaters to score at least one GWG in each season since 2017-18 and have fewer than 25 points...Skated in his 600th game February 13 vs. Colorado...**2022 Playoffs:** Appeared in six playoff games for the Stars and won 16 of the 23 faceoffs he took...Dished out a postseason career-high 13 hits...**2020-21:** Skated in 54 games for the Red Wings and posted six goals and 15 points...Ranked 8th on the team for assists and points...Paced the Red Wings in the plus/minus category with a +3 rating...Led the team in average penalty kill time on ice (2:25)...**2019-20:** Saw action in 60 games with the Red Wings and recorded six goals and nine points...Paced Detroit with 147 hits... Led Red Wings forwards with 68 blocked shots and an average of 2:53 penalty kill time on ice...**2018-19:** One of two Red Wings players to skate in 78 or more games...Played in 78 games and recorded 10 goals and a career-high 23 points...His 13 assists were also enough to set a new career high...Led the Red Wings with 198 hits, also good for a career high...Led the team and registered a career high with 102 blocked shots...**2017-18:** Posted his second-highest career point total (19) and established a career-low in penalty minutes (17) while appearing in 69 games for Detroit... Led the Red Wings and tied for fifth in the NHL with a 58.0 faceoff percentage...Ranked among the team's leaders with 10 goals (T-9th), two shorthanded goals (T-1st), three shorthanded points (T-2nd), two game-winning goals (T-5th), a 12.5 shooting percentage (2nd), 137 hits (2nd) and 83 blocked shots (6th)... Skated in his 300th NHL game on October 18 at Toronto...Logged his first-career multi-assist game on January 23 vs. Philadelphia...Registered his second-career multi-goal game and reached double-digit goals for the second time in his career on March 27 vs. Pittsburgh...**2016-17:** Skated in 74 games with the Red Wings and registered three goals, 14 points and 26 penalty minutes...Ranked T-10th in assists with 11 and led the team in hits (150)...His 62 blocked shots ranked 5th and his 19 takeaways ranked 9th...Established a new career best with a three-game assist streak from October 17-21...Recorded his 50th career point on October 26 vs. Carolina...**2015-16:** Bested his offensive totals from 2014-15 and contributed 21 points (8-13-

21) in 81 games for Detroit...Was Detroit's top faceoff winner (54.6%) and ranked second in hits (143) and tied for fourth in blocked shots (71)...Tied for fourth on the team with three game-winning goals...Reached 200 NHL games on February 29 at Dallas...Scored in back-to-back games for the first time in his career from March 17-19...Picked up one assist in five postseason games...Selected to represent his country for the first time at the 2016 IIHF World Championship in Russia...**2014-15:** Was one of five Red Wings to skate in all 82 regular-season games...More than doubled his rookie-season offensive totals with 18 points, including 12 goals after just one in 2013-14...Averaged the most shorthanded ice time of any NHL forward, and ranked second in the league in that category... Finished among Detroit's leaders with 12 goals (8th), a plus-five rating (T7th), 34 penalty minutes (7th), 104 shots (8th), a 11.5 shooting percentage (5th), 147 hits (2nd), 73 blocked shots (5th), 26 takeaways (5th) and a 51.9 faceoff percentage (3rd)...Skated in his 100th NHL game on 1/15 at St. Louis...Notched his first NHL two-goal game, including his first-ever game-winning goal, on January 27 at Florida...Tied for fourth on the team in the postseason with three points (2-1-3) in seven first-round games...**2013-14:** Skated in 56 games for Detroit as a rookie...Contributed one goal, seven points and 22 penalty minutes...Finished fourth on the Red Wings with 92 hits and was second among forwards with 38 blocked shots...Made his NHL debut on October 12 vs. Philadelphia...Recorded his first NHL point with an assist on December 17 vs. Anaheim... Talled assists in back-to-back games for the first time from January 9-11...Scored his first NHL goal on April 5 at Montreal against Carey Price...Appeared in all five of Detroit's postseason games, scoring a goal and averaging 14:11 time on ice...Also had five goals and 12 points in 18 games with the Grand Rapids Griffins...**2012-13:** Won the AHL's Calder Cup with the Grand Rapids Griffins, notching eight goals and 26 points in 50 regular-season games and six goals and 16 points in 24 postseason games...Started the season with ECHL Toledo, tallying 14 goals and 21 points in 27 games and earning a selection to the ECHL All-Star Game...Became the first-ever Greater Grand Rapids native to play for the Griffins and scored his first goal on his first shot during his first game on December 19 vs. Rochester...Shared the AHL postseason rookie scoring title with teammate Riley Sheahan and tied for sixth overall in playoff scoring...**2011-12:** Recorded 10 goals and 21 points in 41 games with the CCHAs Michigan Wolverines as a senior...Became the eighth player to ever captain Michigan in back-to-back seasons...Named the CCHA Best Defensive Forward...Registered his first collegiate hat trick on October 13 vs. St. Lawrence...Signed a tryout with AHL Providence and made his professional debut on April 13 vs. Bridgeport...**2010-11:** Led Michigan to a CCHA regular-season championship and an appearance in the NCAA championship game, where it fell in overtime to Minnesota-Duluth...Recorded eight goals and 18 points in 44 games...Named MVP at the Great Lakes Invitational after scoring three goals during the tournament.

CAREER STATISTICS

SEASON	TEAM	LEAGUE	REGULAR SEASON							PLAYOFFS				
			GP	G	A	TP	+/-	PIM	GP	G	A	TP	PIM	
2008-09	MICHIGAN	NCAA	35	6	4	10	11	33	-	-	-	-	-	
2009-10	MICHIGAN	NCAA	45	7	14	21	13	39	-	-	-	-	-	
2010-11	MICHIGAN	NCAA	44	8	10	18	15	26	-	-	-	-	-	
2011-12	MICHIGAN	NCAA	41	10	11	21	18	24	-	-	-	-	-	
	PROVIDENCE	AHL	3	0	0	0	0	0	-	-	-	-	-	
2012-13	GRAND RAPIDS	AHL	51	8	18	26	12	50	24	6	10	16	30	
	TOLEDO	ECHL	27	14	7	21	13	27	-	-	-	-	-	
2013-14	DETROIT	NHL	56	1	6	7	-8	22	5	1	0	1	0	
	GRAND RAPIDS	AHL	18	5	7	12	8	18	-	-	-	-	-	
2014-15	DETROIT	NHL	82	12	6	18	5	34	7	2	1	3	8	
2015-16	DETROIT	NHL	81	8	13	21	4	46	5	0	1	1	0	
2016-17	DETROIT	NHL	74	3	11	14	-10	26	-	-	-	-	-	
2017-18	DETROIT	NHL	69	11	8	19	-14	27	-	-	-	-	-	
2018-19	DETROIT	NHL	78	10	13	23	2	15	-	-	-	-	-	
	USA	WC	8	0	2	2	3	0	-	-	-	-	-	
2019-20	DETROIT	NHL	60	6	3	9	-29	14	-	-	-	-	-	
2020-21	DETROIT	NHL	54	6	9	15	3	20	-	-	-	-	-	
2021-22	DALLAS	NHL	82	9	7	16	-17	15	6	0	0	0	2	
2022-23	DALLAS	NHL	70	3	3	6	-9	50	17	2	1	3	2	
2023-24	TAMPA BAY	NHL	81	10	1	11	-2	39	5	0	0	0	0	
NHL TOTALS			787	79	80	159	-75	298	45	5	3	8	12	

HIGHLIGHTS

GOALS:

Game: 2 (5x, Last: 1/11/24 vs. NJD)
 Season: 12 (2014-15)
 Multi-Goal Games: 5
 In 2023-24: 1
 Hat Tricks: 0
 Streak: 2 (3x, Last: 11/15-11/17/17, 2g)
 In 2023-24: None

ASSISTS:

Game: 2 (4x, Last: 11/17/22 at FLA)
 Season: 13 (2x, Last: 2018-19)
 Streak: 3 (2x, Last: 11/13-11/18/21, 3a)
 In 2023-24: None

POINTS:

Game: 3 (2/13/21 at NSH)
 Season: 23 (2018-19)
 Multi-Point Games: 15
 In 2023-24: 1
 Streak: 3 (2x, Last: 11/13-11/18/21, 1g, 3a)
 In 2023-24: None

SHOOTOUT STATISTICS:

Career: 0-0 (0%)
 In 2023-24: 0-0 (0%)

MOST PIM IN A GAME:

27 (11/26/22 at COL)

MOST SHOTS IN A GAME:

6 (2x, Last: 4/16/22 vs. SJS)


TRANSACTIONS

Signed as a free agent to a two-year contract with the Lightning on 7/1/23...Signed a two-year contract with the Dallas Stars on July 28, 2021...Re-signed to a four-year deal with the Red Wings on July 14, 2016...Re-signed with Detroit to a three-year contract on April 5, 2014...Signed a one-year, entry-level contract with the Detroit Red Wings on July 18, 2013.

NHL AND LIGHTNING FIRSTS

GAME: NHL – 10/12/13 vs. PHI
 Lightning – 10/10/23 vs. NSH
GOAL: NHL – 4/5/14 at MTL (Price)
 Lightning – 10/26/23 vs. SJS (Kahkonen)
ASSIST: NHL – 12/17/13 vs. ANA
 Lightning – 1/4/24 @ MIN





GUENTZEL VS. THE NHL

	GP	G	A	P
ANA	10	7	3	10
ARI	12	6	7	13
BOS	26	14	7	21
BUF	25	10	10	20
CGY	12	6	4	10
CAR	21	9	11	20
CHI	12	2	6	8
COL	11	4	7	11
CBJ	23	13	15	28
DAL	12	3	6	9
DET	16	5	10	15
EDM	10	1	0	1
FLA	18	7	11	18
LAK	10	4	5	9
MIN	12	5	9	14
MTL	16	10	9	19
NSH	12	5	5	10
NJD	29	11	17	28
NYI	30	11	21	32
NYR	30	10	6	16
OTT	16	12	6	18
PHI	30	12	18	30
PIT	1	0	0	0
SJS	9	6	5	11
SEA	5	4	2	6
STL	15	3	7	10
TBL	15	6	7	13
TOR	18	5	8	13
VAN	12	12	8	20
VGK	11	5	7	12
WSH	27	14	22	36
WPG	14	5	5	10

59 JAKE GUENTZEL

POSITION	Left Wing	BORN	October 6, 1994 (Omaha, Nebraska)
HEIGHT	5-11	ACQUIRED	Signed as a free agent to a seven-year contract on July 1, 2024
WEIGHT	178	SEASON	NHL – 9th, Lightning – 1st
SHOOTS	Left		

2023-2024 SEASON

Skated in 50 games with the Pittsburgh Penguins and recorded 52 points with 22 goals and 30 assists before being traded to the Carolina Hurricanes on March 7. Played in 17 games with Carolina, scoring eight goals and adding 17 helpers for 25 points, tied for the most among all Hurricanes skaters during that span. **2024 Playoffs:** Appeared in all 11 of Carolina's Stanley Cup Playoff games and registered nine points with four goals and five assists. Ranked tied for third for points and tied for second for goals among all Hurricanes skaters during the postseason.

CAREER

2022-23: Skated in 78 games with Pittsburgh and recorded 73 points with 36 goals and 37 assists. Led all Penguins skaters for goals while ranking third for both assists and points. Recorded a +2 plus/minus rating, the third-highest rating among all Pittsburgh forwards. **2021-22:** Played in 76 games with the Penguins, logging a career-high 84 points with 40 goals and 44 assists. Led all Pittsburgh skaters for goals while his 84 points were tied with Sidney Crosby for the team lead and his 44 assists were good for third. Finished the season ranking tied for 15th for goals among all NHL skaters. Scored 33 even-strength goals, tied for the fifth-most even-strength tallies among all NHL skaters. Fired 264 shots on goal, the most among all Penguins skaters and the 15th-most shots among all NHL skaters. **2022 Playoffs:** Skated in all seven of Pittsburgh's Stanley Cup Playoff games, scoring eight goals and adding two assists for 10 points. Led all Penguins skaters for goals while ranking tied for first for points (also: Sidney Crosby). Led all Pittsburgh skaters with seven even-strength goals and 39 shots on goal while his one power-play goal and one game-winning goal were both tied for the team lead. **2020-21:** Appeared in all 56 regular-season games with the Penguins and produced at over a point-per-game pace for the second-consecutive season, tallying 57 points with 23 goals and 34 helpers. Ranked second among all Pittsburgh skaters for goals, points and even-strength goals (17) while ranking third for assists. Led the Penguins with seven game-winning goals while his six power-play tallies were tied for second. Ranked third on the team for shots on goal with 141. **2021 Playoffs:** Skated in all six of Pittsburgh's playoff games, scoring one goal and adding one assist while leading the team with 25 shots on goal. **2019-20:** Played in only 39 games for the Penguins after suffering a shoulder injury, registering 43 points with 20 goals and 23 assists. Ranked third among all Pittsburgh skaters for goals and fifth for assists and points. Scored 14 goals at even strength and six on the power play, both of which were tied for the third-highest total among all Penguins skaters. Logged four game-winning goals, tied for the second-most game-winners on the team. Fired 127 shots on goal, the sixth-highest shot total among all Pittsburgh skaters. **2020 Playoffs:** Appeared in all four of the Penguins' playoff games, scoring one goal and adding two assists to tie him with Sidney Crosby and Bryan Rust for the most points on the team. **2018-19:** Skated in all 82 regular-season contests with Pittsburgh and collected 76 points with 40 goals and 36 helpers. Led all Penguins skaters for goals, tied for the

12th-highest goal total in the NHL. Ranked third among all Pittsburgh skaters for points and fifth for assists. Scored 33 even-strength goals, the most among all Penguins skaters and tied for the third-most even-strength tallies in the NHL. Led Pittsburgh for shots on goal with 227. **2019 Playoffs:** Played in all four of the Penguins' playoff games, scoring one goal and firing 11 shots on net. **2017-18:** Appeared in all 82 regular-season games for Pittsburgh, notching 48 points with 22 goals and 26 assists. Ranked sixth among all Penguins skaters for points and fifth for both goals and assists. Scored 15 even-strength goals and seven power-play goals, both good for fifth among all Pittsburgh skaters. **2018 Playoffs:** Skated in all 12 Stanley Cup Playoff games with the Penguins, tallying 21 points with 10 goals and 11 assists. Led all Pittsburgh skaters for goals, points (tied), plus/minus (+10), even-strength goals (8, tied) even-strength assists (11) and game-winning goals (2, tied). Ranked second among all Penguins skaters for assists and shots on goal (34). **2016-17:** Began his first full season of professional hockey with the American Hockey League's Wilkes-Barre/Scranton Penguins, playing in 33 games and recording 42 points with 21 goals and 21 assists. Earned a recall by Pittsburgh (NHL) and responded with 33 points in 40 games, scoring 16 goals and adding 17 helpers with a +7 rating. Made his NHL debut on November 21 versus NY Rangers and scored two goals on his first two shots. Scored 15 even-strength goals, tied for the fourth-most even-strength tallies among all Penguins skaters. **2017 Playoffs:** Made his Stanley Cup Playoffs debut with Pittsburgh and took the postseason by storm, notching 21 points in 25 games with 13 goals and eight assists before raising the Stanley Cup with a 4-2 series victory over the Nashville Predators. Led the Penguins and all NHL skaters in the postseason for goals, even-strength goals (11) and game-winning goals (5). Ranked fourth among all Pittsburgh skaters for points, seventh for assists and fourth for shots on goal (52). **2015-16:** Began the year serving as an alternate captain with University of Nebraska-Omaha (NCAA) and registered 46 points in 35 games with 19 goals and 27 assists. Led the team for assists and points while ranking second for goals. Made his professional hockey debut with Wilkes-Barre/Scranton on March 23 vs. Binghamton. Finished the campaign with six points in 11 games, scoring two goals and picking up four assists. **2016 Playoffs:** Skated in 10 Calder Cup Playoff games with the Penguins and collected 14 points with five goals and nine helpers.

CAREER STATISTICS

SEASON	TEAM	LEAGUE	GP	REGULAR SEASON					PLAYOFFS				
				G	A	TP	+/-	PIM	GP	G	A	TP	PIM
2012-13	SIOUX CITY	USHL	60	29	44	73	13	24	-	-	-	-	-
2013-14	UNIV. OF NEBRASKA-OMAHA	NCAA	37	7	27	34	-2	16	-	-	-	-	-
2014-15	UNIV. OF NEBRASKA-OMAHA	NCAA	36	14	25	39	10	34	-	-	-	-	-
2015-16	UNIV. OF NEBRASKA-OMAHA	NCAA	35	19	27	46	6	20	-	-	-	-	-
	WILKES-BARRE/SCRANTON	AHL	11	2	4	6	-1	0	10	5	9	14	0
2016-17	PITTSBURGH	NHL	40	16	17	33	7	10	25	13	8	21	10
	WILKES-BARRE/SCRANTON	AHL	33	21	21	42	21	12	-	-	-	-	-
2017-18	PITTSBURGH	NHL	82	22	26	48	-9	42	12	10	11	21	8
2018-19	PITTSBURGH	NHL	82	40	36	76	13	26	4	1	0	1	0
2019-20	PITTSBURGH	NHL	39	20	23	43	11	14	4	1	2	3	0
2020-21	PITTSBURGH	NHL	56	23	34	57	7	28	6	1	1	2	6
2021-22	PITTSBURGH	NHL	76	40	44	84	13	44	7	8	2	10	2
2022-23	PITTSBURGH	NHL	78	36	37	73	2	46	-	-	-	-	-
2023-24	PITTSBURGH	NHL	50	22	30	52	9	14	-	-	-	-	-
	CAROLINA	NHL	17	8	17	25	16	8	11	4	5	9	16
NHL TOTALS			520	227	264	491	69	232	69	38	29	67	42

HIGHLIGHTS

GOALS:

Game: 3 (5x, Last: 4/21/22 vs. BOS)
 Season: 40 (2x, Last: 2021-22)
 Multi-Goal Games: 34
 In 2023-24: 6
 Hat Tricks: 5
 Streak: 5 (11/29/21-1/2/22, 8g, 3a)
 In 2023-24: 2 (6x, Last: 4/9-4/12/24, 3g)

ASSISTS:

Game: 3 (5x, Last 3/22/24 at WSH)
 Season: 44 (2021-22)
 Streak: 5 (2x, Last: 11/11-11/19/23, 5a)
 In 2023-24: 5 (11/11-11/19/23, 5a)

POINTS:

Game: 4 (5x, Last: 11/4/23 at SJS)
 Season: 84 (2021-22)
 Multi-Point Games: 121
 In 2023-24: 18
 Streak: 13 (11/13-12/6/21, 12g, 7a)
 In 2023-24: 8 (2x, Last: 3/28-4/14/24, 6g, 7a)

SHOOTOUT STATISTICS:

Career: 8-23 (34.8%)
 In 2023-24: 2-5 (40%)

MOST PIM IN A GAME:

6 (11/17 at EDM)

MOST SHOTS IN A GAME:

10 (2x, Last: 10/28/23 vs. OTT)

TRANSACTIONS

Signed a seven-year contract with Tampa Bay on July 1, 2024... Acquired by Tampa Bay from Carolina in exchange for a 2025 third-round pick... Acquired by Carolina from Pittsburgh in exchange for Michael Bunting, Vasily Ponomarev, Ville Koivunen, Cruz Lucius, a conditional 2024 second-round pick and a conditional 2024 fifth-round pick on March 7, 2024... Signed a five-year contract with Pittsburgh on December 27, 2018... Signed a three-year, entry-level contract with Pittsburgh on May 23, 2016... Selected by Pittsburgh in the third round (77th overall) of the 2013 NHL Draft.

NHL AND LIGHTNING FIRSTS

GAME: NHL – 11/21/16 vs. NYR Lightning – N/A
GOAL: NHL – 11/21/16 vs. NYR (Raanta) Lightning – N/A
ASSIST: NHL – 11/25/16 at MIN Lightning – N/A





HAGEL VS. THE NHL

	GP	G	A	P
ANA	7	4	3	7
ARI	4	1	2	3
BOS	12	6	3	9
BUF	9	5	6	11
CGY	6	1	1	2
CAR	18	3	4	7
CHI	5	4	2	6
COL	8	3	4	7
CBJ	17	5	6	11
DAL	15	2	6	8
DET	19	3	9	12
EDM	7	3	1	4
FLA	16	4	9	13
LAK	4	2	1	3
MIN	7	1	4	5
MTL	11	7	6	13
NSH	15	4	4	8
NJD	8	7	5	12
NYI	9	4	4	8
NYR	9	2	2	4
OTT	9	3	2	5
PHI	7	2	3	5
PIT	7	0	1	1
SJS	6	1	2	3
SEA	5	3	5	8
STL	8	2	3	5
TBL	7	1	2	3
TOR	11	2	6	8
VAN	7	2	4	6
VGK	4	0	1	1
WSH	9	2	3	5
WPG	7	1	3	4

38 BRANDON HAGEL

POSITION Left Wing **BORN** August 27, 1998 (Saskatoon, Saskatchewan)
HEIGHT 6-2 **ACQUIRED** From Chicago along with a 2022 4th Rd. pick in exchange for F Taylor Raddysch, F Boris Katchouk, a 2023 1st Rd. pick and a 2024 1st Rd. pick on March 18, 2022
WEIGHT 180
SHOOTS Left **SEASON** NHL - 6th, Lightning - 4th

2023-2024 SEASON

Hagel skated in all of the Bolts 82 games last season and was just one of three Lightning skaters to do so...Hagel played all 82 games for the first time in his career and set new career highs for assists (49), points (75), even-strength goals (24), even-strength points (66) and shots on goal (184)...Hagel recorded the second-longest point streak in Lightning history (team games), tallying 21 points (9g, 12a) over a 14-game span from January 23 to February 27...Hagel led the Lightning with 33 penalties drawn, marking his second consecutive season with 30 or more penalties drawn...2024 Playoffs: Hagel appeared in all five games of Tampa Bay's first round series versus the Florida Panthers, recording three goals and five points, good for the second-most goals on the team and tied for the fourth-most points among Lightning skaters.

CAREER

2022-23: Skated in his first full season with the Lightning and played in 81 games, recording 30 goals and 64 points...Set career highs for goals, assists (34), points, plus/minus (23), PIMs (54), power-play goals (7), shots (178), average time on ice (18:39), blocked shots (58), hits (68) and takeaways (92)... Led the Lightning and ranked second in the NHL for takeaways...Ranked tied for third on the Bolts for goals, tied for fourth for scoring and seventh for assists...Ranked fourth on Tampa Bay for power-play goals and sixth for power-play scoring (13 pts.)...Went on a career-long six-game point streak (3-5-8 pts.) from January 10-19, 2023...Notched his second career hat trick in his 200th career NHL game March 18 vs. Montreal...**2023 Playoffs:** Played in all six playoff games and recorded a goal and five points...Ranked second on the Lightning for assists (4) and tied for third for scoring...Averaged 21:01 time on ice, ranking first among Bolts forwards and fourth overall on Tampa Bay...Ranked tied for third on the Lightning for takeaways (6)...Notched a goal and assist in Game 3 of the First Round vs. Toronto for his second career playoff multi-point game...**2021-22:** Recorded 25 goals and 44 points in 77 games between Chicago and Tampa Bay...Notched career highs for games, goals, assists (19), points, penalty minutes (31), power-play goals (4), shorthanded goals (1), game-winning goals (3) and shots (125)... Began the season in Chicago and recorded 21 goals and 37 points in 55 games...Notched his first career hat trick in his 100th career NHL game Feb. 25 vs. New Jersey...Traded to Tampa Bay along with a 2022 4th Rd. pick on March 18, 2022 in exchange for forwards Taylor Raddysch and Boris Katchouk and 1st Rd. picks in the 2023 and 2024 NHL Drafts... Made his Tampa Bay debut March 19 vs. NY Rangers...Played 22 games with the Lightning, notching 4 goals and 7 assists...Notched his first goal as a member of the Lightning March 24 at Boston...**2022 Playoffs:** Skated in all 23 playoff games and recorded 2 goals and 6 points... Made his NHL playoffs debut Game 1 of 1st Rd. at Toronto...Scored his first career playoff goal Game 2 of 1st Rd. at Toronto...Tallied an assist in his first Stanley Cup Final contest Game 1

at Colorado...Notched his first career playoff multi-point game with two assists in Game 4 vs. Toronto...**2020-21:** Spent the season with the Blackhawks and HC Thurgau of the Swiss League...Posted 24 points (9G, 15A) in 52 games during his rookie year with the Blackhawks... Recorded his first NHL point (assist) on Jan. 27 at NSH... Scored his first career NHL goal on Feb. 23 at CBJ...Had a career-high tying three-game point streak (2G, 1A) from March 11-15...Notched 15 points (8G, 7A) in 14 games for HC Thurgau...**2019-20:** Appeared in one game with the Chicago Blackhawks, making his NHL debut on March 11 vs. SJS...Also skated in 59 contests with the Rockford IceHogs of the American Hockey League, recording 31 points (19G, 12A)...His 19 goals ranked first among Rockford skaters and tied for sixth among AHL rookies...His 31 points also ranked third among IceHogs players...Scored his first professional goal Nov. 3 vs. Chicago... Recorded his first career multi-point game (1G, 1A) on Nov. 16 vs. Grand Rapids...Tallied his first multi-goal game (2G) of his career on Jan. 8 vs. Manitoba...**2018-19:** Split the season between the Red Deer Rebels of the Western Hockey League and the Rockford IceHogs of the American Hockey League...As an alternate captain with Red Deer, tallied a career-high 102 points (41G, 61A) in 66 games...Also appeared in four playoff contests, recording four goals and two assists...Made his professional hockey debut with Rockford, skating in eight games and tallying a helper...**2017-18:** Selected as an alternate captain with the Red Deer Rebels of the WHL...Recorded 59 points (18G, 41A) in 56 regular-season contests...Also skated in five postseason games, notching five markers and an assist...**2016-17:** Posted 71 points (31G, 40A) in 65 regular-season games with the Red Deer Rebels of the WHL...Also tallied seven goals and an assist in eight playoff contests...**2015-16:** Split the season between the Whitecourt Wolverines of the AJHL and the Red Deer Rebels of the WHL...With Whitecourt, notched a goal and two assists in three contests...Tallied 47 points (13G, 34A) in 72 games with Red Deer...Also recorded a goal and nine helpers in 17 playoff contests with the Rebels...

CAREER STATISTICS

SEASON	TEAM	LEAGUE	REGULAR SEASON							PLAYOFFS				
			GP	G	A	TP	+/-	PIM	GP	G	A	TP	PIM	
2015-16	RED DEER	WHL	72	13	34	47	22	46	17	1	9	10	18	
2016-17	RED DEER	WHL	65	31	40	71	2	85	7	7	1	8	10	
2017-18	RED DEER	WHL	56	18	41	59	2	45	5	5	1	6	16	
2018-19	RED DEER	WHL	66	41	61	102	42	80	4	4	2	6	8	
	ROCKFORD	AHL	8	0	1	1	-4	2	-	-	-	-	-	
2019-20	ROCKFORD	AHL	59	19	12	31	0	38	-	-	-	-	-	
	CHICAGO	NHL	1	0	0	0	0	0	-	-	-	-	-	
2020-21	THURGAU	SWISS-SW	14	8	7	15	4	8	-	-	-	-	-	
	CHICAGO	NHL	52	9	15	24	-7	11	-	-	-	-	-	
2021-22	CHICAGO	NHL	55	21	16	37	-14	23	-	-	-	-	-	
	TAMPA BAY	NHL	22	4	3	7	-4	8	23	2	4	6	25	
2022-23	TAMPA BAY	NHL	81	30	34	64	23	54	6	1	4	5	0	
2023-24	TAMPA BAY	NHL	82	26	49	75	1	79	5	3	2	5	2	
NHL TOTALS			293	90	117	207	-1	175	34	6	10	16	27	

HIGHLIGHTS

GOALS:

Game: 3 (2x, Last: 3/18/23 vs. MTL)
 Season: 30 (2022-23)
 Multi-Goal Games: 9
 In 2023-24: 2
 Hat Tricks: 2
 Streak: 4 (1/27-2/10/24, 5g)
 In 2023-24: 4 (1/27-2/10/24, 5g)

ASSISTS:

Game: 2 (18x, Last: 4/9/24 vs. CBJ)
 Season: 49 (2023-24)
 Streak: 5 (1/10-1/18/23, 5a)
 In 2023-24: 3 (6x, Last: 3/30-4/3/24, 5a)

POINTS:

Game: 3 (11x, Last: 2/25/24 at NJD)
 Season: 75 (2023-24)
 Multi-Point Games: 49
 In 2023-24: 19
 Streak: 14 (1/23-2/27/24 9g, 12a)
 In 2023-24: 14 (1/23-2/27/24 9g, 12a)

SHOOTOUT STATISTICS:

Career: 0-2 (0%)
 In 2023-24: None

MOST PIM IN A GAME:

12 (11/27/23 at COL)

MOST SHOTS IN A GAME:

7 (3/18/23 vs. MTL)

NHL AND LIGHTNING FIRSTS

GAME: NHL - 3/11/20 vs. SJS
 Lightning - 3/19/22 vs. NYR

GOAL: NHL - 2/23/21 at CBJ (Korpisalo)
 Lightning - 3/24/22 at BOS (Swayman)

ASSIST: NHL - 10/13/14 vs. MTL
 Lightning - 4/21/22 vs. TOR

TRANSACTIONS

Signed an eight-year contract extension with Tampa Bay August 22, 2023...Traded by Chicago along with a 2024 4th Rd. pick to Tampa Bay in exchange for F Taylor Raddysch, F Boris Katchouk, a 2022 1st Rd. pick and a 2023 1st Rd. pick March 18, 2022...Re-signed by Chicago to a three-year contract Aug. 6, 2021...Signed by Chicago to a three-year, entry-level contract Oct. 30, 2018...Selected in the 6th Rd. (159th overall) by Buffalo in the 2016 NHL Draft.





HEDMAN VS. THE NHL

	GP	G	A	P
ANA	22	2	8	10
ARI	22	2	10	12
BOS	53	9	21	30
BUF	54	8	21	29
CGY	20	0	11	11
CAR	55	7	26	33
CHI	30	7	26	33
COL	24	2	15	17
CBJ	38	4	24	28
DAL	30	5	20	25
DET	44	5	35	40
EDM	18	4	7	11
FLA	64	7	38	45
LAK	21	7	8	15
MIN	21	4	6	10
MTL	48	9	40	49
NSH	29	4	19	23
NJD	39	5	19	24
NYI	39	5	16	21
NYR	39	3	22	25
OTT	49	14	25	39
PHI	38	9	23	32
PIT	42	4	28	32
SJS	22	5	13	18
SEA	6	3	3	6
STL	23	2	12	14
TOR	47	7	21	28
VAN	21	4	9	13
VGK	11	1	11	12
WSH	48	3	17	20
WPG	39	5	22	27

VICTOR HEDMAN

POSITION	Defense	BORN	December 18, 1990 (Ornskoldsvik, Sweden)
HEIGHT	6-7	ACQUIRED	Selected by the Lightning in the first round, second overall, at the 2009 NHL Entry Draft
WEIGHT	245	SEASON	NHL – 16th, Lightning – 16th
SHOOTS	Left		

2023-2024 SEASON

Appeared in 78 games for the Bolts and tallied 13 goals and 63 assists...Hedman ranked fourth among NHL defensemen for assists, fifth for points (76) and sixth for power-play points (31)...He led all Lightning skaters for plus/minus with a +18 rating and for average time on ice (24:48)...On December 4, 2023, Hedman skated in his 1000th career NHL game and became the second player in Lightning history to play 1000 games with the Bolts...Hedman recorded his seventh career four-point game (1g, 3a) on January 18, 2024 vs. Minnesota...**2024 Playoffs:** Played in all five games of Tampa Bay's first round series versus Florida...Logged one goal and six assists, tied with Nikita Kucherov for the most points among Bolts skaters in the playoffs...Tallied three assists in Game 4, marking his 27th multi-point playoff game and passing Bobby Orr for 10th-most multi-point games by a defenseman in Stanley Cup Playoffs history.

CAREER

2323-24: Skated in 76 games and posted nine goals and 49 points...Ranked fifth on the Lightning for assists (40) and seventh for scoring...Ranked second among Bolts blueliners for goals, assists and scoring...Finished second on Tampa Bay for average time on ice (23:43), ending a stretch of nine-consecutive seasons as the Lightning's time on ice leader...Netted his first career shorthanded goal March 25 at Boston...Led all Tampa Bay defensemen for shots (185) and ranked fourth overall...Finished second on the Bolts for blocked shots (136)...Ranked fourth on the Lightning and first among Bolts defensemen for average power-play time on ice (2:36)...Tallied his 500th career assist (947th game played) February 11 at Dallas...Skated in his 900th career NHL game October 14 at Columbus...Ranked 20th among NHL defensemen for assists and T-20th for scoring...**2023 Playoffs:** Skated in five of Tampa Bay's six postseason contests and recorded three assists...Led the Lightning for plus/minus (+4) in the playoffs...Ranked tied for third on the Lightning for assists and tied for first among defensemen...Ranked tied for third on the Bolts for blocked shots (11)...Tallied two assists in Game 4 of First Round series vs. Toronto for 25th career playoff multi-point game...**2021-22:** Skated in all 82 games for the first time in his career and notched 20 goals and 85 points...One of three Lightning skaters to play in every regular season contest in 2021-22, joining Corey Perry and Alex Killorn...Established career highs for goals, assists (65) and scoring...Became just the second Lightning defenseman all-time to record 20 goals in a season, matching Dan Boyle's franchise-best for a defenseman 20 goals from 2006-07...His 65 assists and 85 points were the most by a Bolts blueliner in franchise history...Finished the regular season third among NHL defensemen for scoring...Ranked third among NHL blueliners for goals and second for assists...Finished eighth among all NHL skaters for assists...Ended the regular season on an eight-game assist and point streak (1-

16–17 pts.), both career longs...Led all NHL defensemen for scoring in April (1-20–21 pts. in 16 GP)...Also established career highs for games, power-play goals (6), game-winning goals (6) and takeaways (52)...Led the Lightning for average time on ice (25:05) for the ninth-consecutive season and ranked 11th in the NHL...Ranked second in the NHL for overall time on ice (2056:12)...Also led the Lightning for assists and plus/minus (+25) and ranked second for scoring, blocked shots (129) and shots (219)...Named a Norris Trophy finalist for the sixth-straight season and finished third in voting behind Cale Makar and Roman Josi...Selected for the NHL All-Star Game for the fourth time in his career...Named to the NHL postseason 2nd All-Star Team...**2022 Playoffs:** Skated in all 23 playoff games and recorded three goals and 19 points...Matched his career high for assists (16) in a single postseason (also 2021)...Finished second on the Bolts for assists...Recorded his 100th career playoff assist Game 3 of ECF vs. NY Rangers...Ranked tied for third among all TBL skaters and third among NHL defensemen for scoring...Led Tampa Bay for average time on ice (24:42)...**2020-21:** Played in 54 games with the Lightning, notching 9 goals and 45 points...Scored 2 overtime winning goals (April 15 vs. Florida & April 25 vs. Columbus)...Ranked 7th in the NHL for average time on ice (25:03)...Ranked tied for 3rd among defensemen with 45 points and 4th for assists with 36...Skated in 800th career NHL game on April 4 versus Detroit...Recorded 500th career NHL point on March 16 against Chicago...Was named a finalist for the Norris Trophy...**2021 Playoffs:** Skated in 23 games for the Lightning, posting 2 goals and 18 points to go along with 8 penalty minutes...Set a career-high for playoff assists with 16...Led the league for playoff scoring among defensemen...Ranked 2nd in the league for assists...**2019-20:** Played in 66 games with the Lightning, posting 11 goals and 55 points to go along with a +27 rating...Was named a finalist for the Norris Trophy for the 4th straight year...Ranked 3rd

among NHL defensemen in scoring, marking his 4th straight year with 40+ assists and 50+ points...During the Lightning's 23-2-1 from Dec. 23 – Feb 17, Hedman posted an even-or-plus rating in 22 of the 26 games (+29 overall)...Ranked 3rd on the team and 7th in the NHL with a +27 rating...Led the Lightning for average time on ice (24:04)...Missed 2 games with a lower body injury (March 8 & 10)...Selected for NHL All-Star Game for 3rd time in career...Scored 100th career NHL goal on Dec. 5 vs. Minnesota...**2020 Playoffs:** Skated in 25 Stanley Cup Playoff games, registering 10 goals and 22 points to go along with 24 penalty minutes and a +13 rating...Won the Conn Smythe Trophy as the MVP of the playoffs...His 10 goals ranked 3rd by a defenseman in Stanley Cup playoff history...Ranked 5th among all skaters during the playoffs for points and was tied for 3rd for plus/minus...Posted 7 points (1 goal, 6 assists) during Stanley Cup Final...**2018-19:** Played in 70 games, recording 10 goals and 54 points to go along with 44 penalty minutes and a plus-24 rating...Became Lightning's all-time leader for games played by a defenseman on January 10 versus Carolina...Led all Lightning defensemen for goals, assists and points...Notched his 6th consecutive 10-plus goal season...Missed the final 4 games of the regular season with an upper body injury...Recorded a career-long 7 game point streak from March 9-21 (2 goals, 8 assists)...Finalist for Norris Trophy...**2019 Playoffs:** Skated in 2 Stanley Cup Playoff games, recording 10 penalty minutes...**2017-18:** Played in 77 games with the Lightning, tallying 17 goals and 63 points to go along with a +32 rating and 54 penalty minutes...Set career highs for goals and plus/minus...Ranked 6th in the NHL for plus/minus...Ranked tied for 1st among NHL defensemen for goals and was 5th for points...Became Lightning's franchise leader for goals by a defenseman with his 73rd career goal on February 8 vs. Vancouver...Selected to 2nd NHL All-Star Game, but did not play due to injury...Led the Lightning for hits with 139...Won the Norris Trophy as the NHL's Best Defenseman...Skated in 17 Stanley Cup Playoff games, posting a goal and 11 points to go along with 10 penalty minutes...6 of his 10 points were recorded on the power-play...Ranked 1st on the Bolts for time on ice per game (26:04) and was 5th for points **2016-17:** Played in 79 games with the Lightning, posting 16 goals and 72 points to go along with 47 penalty minutes...Finished the season ranked 4th among all NHL skaters for assists with 56, a stat which ranked 1st for NHL defensemen...Notched 33 power play points, ranking 2nd behind only Washington's Nicklas Backstrom in that category...Ranked tied for 1st in the NHL with 5 3-assist games this season (no NHL defenseman had more than 2 such games)...Recorded 19 multi-point games and 5 game-winning goals, both ranking 2nd among all NHL defensemen...Made 1st NHL All-Star appearance in Los Angeles...Finalist for the Norris Trophy...Became the Lightning's all-time leading scorer among defensemen with 301 career points...Set franchise record for most points by a Lightning defenseman...Led Bolts for blocked shots (131) and average time on ice (24:31)...Represented Team Sweden at the World Cup, posting a goal in 4 games...**2015-16:** Played in 78 games with the Lightning, posting 10 goals and 47 points to go along with a +21 rating...His +21 rating set a new career high...Ranked 3rd on the Lightning for points and led all skaters for plus/minus and assists (37)...Paced the team for average time on ice (23:03) and blocked shots (132)...Scored in each of his last 2 regular season games...Registered 4 goals and 6 assists over his final 9 regular season games...Missed the final 3 games of the regular season with an upper-body injury...Also skated in 17 games during the playoffs, recording 4 goals and 14 points to go along with 14 penalty minutes...Led all Bolt skaters for average time on ice per game (27:26)...Ranked tied for 3rd on the club for points, which also led all Lightning defensemen...Registered 1st career multi-goal playoff game with a pair of goals in Game 5 vs. NYI...Finished the second round vs. NYI with 4 goals and 8 points during the series...Led the Bolts for TOI every game during the playoffs...**2014-15:** Played in 59 games with the Lightning, recording 10 goals and 38 points to go along with 40 penalty minutes...Led the club for average time on ice per game (22:41) and for average shifts per game (26:1)...Led the Lightning with 110 blocked shots...Ranked 1st among Lightning defensemen for goals and 2nd for points...Skated in a Lightning season-high 30:45 of ice time on 3/12 at BOS...Opened the season with goals in each of his 1st 3 games (3 goals, 4 assists)...Registered a career-best 4 point game on 10/13 vs. MTL, posting a goal and 3 helpers...Missed 18 games from 10/20-11/26 with a fractured finger...Missed 3 games with a lower body injury from 3/31-4/6...Served as an assistant captain for the Lightning...Skated in 26 postseason games with the Bolts, recording a goal and 14 points to go along with 6 penalty minutes...Ranked 2nd in the League with a +11 rating...Led all Lightning skaters for average time on ice (23:57) and blocked shots (47)...Registered 4 assists over his final 5 playoff games...Posted 8 assists over his final 13 games of the playoffs...**2013-14:** Skated in 75 games with the Lightning, posting 13 goals and 55 points to go along with 53 penalty minutes...Set new career-highs for goals, assists and points in a season...Led all Lightning defensemen for goals,

assists and points...His 55 points this season ranks 3rd on the Lightning's all-time single-season record list for points by a defenseman...Ranked 5th in the NHL among defensemen for points and was 9th (tie-Barrie) for goals...Ranked 2nd in the league among defensemen for multi-point games with 15...Tied his career-high for most points and assists in a single game with 3 on Jan. 25 vs. COL...Skated in his 300th career NHL game on Jan. 16 at NYI...Missed 6 games with a lower body injury (Dec. 7-17)...Skated in all 4 Lightning postseason games, recording 1 goal and 3 points...**2012-13:** Played in 44 games with the Lightning last season, collecting 4 goals and 20 points to go along with 31 penalty minutes...Ranked 2nd on the Lightning defense for assists and points and tied for second in goals...Ranked 2nd on the club for average time on ice (22:39)...All 4 goals during the season were scored at home...Missed 4 games with a lower body injury from 4/6-4/11...Scored a career-high 2 goals on 2/12 vs. MTL...Registered a season-high 4 game point streak from 1/25 - 2/1, notching 2 goals and 3 assists during that stretch...**2011-12:** Played in 61 games with the Lightning, collecting 5 goals and 23 points to go along with 65 penalty minutes...Set a career high for goals and average time on ice (23:05)...Ranked 1st on the Lightning blue-line in penalty minutes and 2nd in goals and points...Finished 2nd on the Bolts in TOI and 3rd in blocked shots with 127...Recorded a career-high 5-game point streak from 3/27 - 4/4, tallying a goal and 5 assists during that span...Played in his 200th career NHL game on 3/8 at WSH...Tied his career-high with 3 assists on 2/16 vs. SJS...Named to 2012 Sweden Men's National Team for the World Championships held in Finland and Sweden...**2010-11:** Led all Bolts defensemen with 23 assists and was 2nd among team defensemen with 26 points...Was 4th on the team with a plus-3 rating...Ranked 4th on the team with 70 penalty minutes...Was 2nd on the team in ice time with 21:00 and 6th on the team with 85 blocked shots...Ranked 2nd on the team with 48 takeaways...Scored the game-winning goal in the shootout with his 1st career shootout goal on 12/15 vs. ATL...Had 2 career-high 4-game assist streaks from 10/18 - 10/24 and again from 1/12 - 1/18...Also recorded 2 career-high 4-game point streaks on the year...**2011 Playoffs:** Appeared in his 1st NHL postseason...Had 0g-1a-1p in the ECOF, including his 1st career NHL postseason point in Game 2...Ranked 2nd on the team in the playoffs for average ice time with 22:16...Ranked 4th among all postseason skaters with 48 blocked shots...Tied for the team lead among defensemen with 6 assists and was 2nd in points among team defensemen with 6...**2009-10:** Appeared in 74 games his 1st NHL season after being selected with the 2nd overall pick in the 2009 NHL Entry Draft...Ranked 4th among all NHL rookies and 4th on the Lightning in ice time with 20:50...Finished the season in 2nd place among the league's 1st-year players with 97 blocked shots...Was 3rd among NHL rookies with 79 penalty minutes...Finished 2nd among Tampa Bay defensemen with 20 points and 16 assists...Tallied 3 assists in his 1st 3 NHL career games...Set a career-high with 3 points in a game (0g-3a-3p) on 2/11 at BOS...Scored his 1st career NHL goal on 12/5 vs. NYI...Held his only point streak of the season at 2 games, a career-high, from 11/27 - 11/28, tallying 2 assists...Recorded his 1st NHL point in his 1st NHL game on 10/3 at ATL...Registered a career-best 5 shots in a game on 4 separate occasions...Signed his 1st NHL contract on 7/9/09...Rated as the top European player and 1 of the top 3 players overall available in the 2009 NHL Entry Draft...**2008-09:** Played in 43 games with Modo of the Swedish Elite League, recording 7 goals and 21 points with 52 PIM...Named Rookie of the Year in the SEL at the age of 18...Led the team in plus/minus with a plus-21 and ranked 2nd among Modo defensemen in goals, assists and points...Also played in 2 games with Modo's U-20 team, recording 2 assists...Played 5 playoff games with Modo Jr., recording 1 assist...**2007-08:** Played in 39 games with Modo, recording 2 goals and 4 points in his professional debut...Played in 5 playoff games, recording a goal...Played in 6 games with Modo U-20, recording 2 goals and 3 points, also played in 3 postseason games...**2006-07:** Played the majority of the season with Modo U-20, recording 13 goals and 25 points in 34 games...Also played in 8 games with Modo's U-18 team, recording 5 goals and 9 points...**2005-06:** Split the season between Modo's U-20 and U-18 teams...**International Career:** Skated in 8 games for Sweden at the 2012 IIHF World Championships, collecting an assist and 14 penalty minutes...Sued up for Team Sweden at the IIHF 2010 World Championships, appearing in 9 games while recording a goal and an assist...Ranked 4th on the team with a plus-5 rating...Was 3rd on the team in average ice time per game with 18:44...Represented Sweden at the 2009 World Juniors, recording 2 assists in 6 games...Helped his team to the Gold Medal Game, but fell to Team Canada...At the 2008 World Juniors he was named to the tournament All-Star Team after recording an assist and a +5 rating in 6 games as Sweden won the Silver Medal...Appeared in 4 games at the World Junior U-18 Championships, recording a goal and 4 points in 4 games...Participated in the 2007 World U-18 Championships, recording a goal and 3 points in 6 games.

CAREER STATISTICS

SEASON	TEAM	LEAGUE	REGULAR SEASON							PLAYOFFS				
			GP	G	A	TP	+/-	PIM	GP	G	A	TP	PIM	
2005-06	MODO	SWEDEN JR.	10	0	1	1	-	8	-	-	-	-	-	
2006-07	MODO	SWEDEN JR.	34	13	12	25	-	30	5	1	1	2	44	
		SWEDEN	6	1	2	3	-	10	-	-	-	-	-	
2007-08	MODO	SWEDEN	39	2	2	4	-	44	5	1	0	1	4	
	MODO	SWEDEN JR.	6	2	1	3	-	26	3	2	0	2	4	
		SWEDEN	6	0	1	1	-	4	-	-	-	-	-	
2008-09	MODO	SWEDEN	43	7	14	21	-	52	-	-	-	-	-	
	MODO	SWEDEN JR.	2	0	2	2	-	10	-	-	-	-	-	
		SWEDEN	6	0	2	2	-	6	-	-	-	-	-	
2009-10	TAMPA BAY	NHL	74	4	16	20	-3	79	-	-	-	-	-	
		SWEDEN	9	1	1	2	-	6	-	-	-	-	-	
2010-11	TAMPA BAY	NHL	79	3	23	26	3	70	18	0	6	6	8	
2011-12	TAMPA BAY	NHL	61	5	18	23	-9	65	-	-	-	-	-	
		SWEDEN	8	0	1	1	-	14	-	-	-	-	-	
2012-13	TAMPA BAY	NHL	44	4	16	20	1	31	-	-	-	-	-	
2013-14	TAMPA BAY	NHL	75	13	42	55	5	53	4	1	2	3	2	
2014-15	TAMPA BAY	NHL	59	10	28	38	12	40	26	1	13	14	6	
2015-16	TAMPA BAY	NHL	78	10	37	47	21	46	17	4	10	14	14	
2016-17	TAMPA BAY	NHL	79	16	56	72	3	47	-	-	-	-	-	
		SWEDEN	4	1	0	1	-	0	-	-	-	-	-	
		SWEDEN	10	2	2	4	-	6	-	-	-	-	-	
2017-18	TAMPA BAY	NHL	77	17	46	63	32	54	17	1	10	11	10	
2018-19	TAMPA BAY	NHL	70	12	42	54	24	44	2	0	0	0	10	
2019-20	TAMPA BAY	NHL	66	11	44	55	27	31	25	10	12	22	24	
2020-21	TAMPA BAY	NHL	54	9	36	45	5	28	23	2	16	18	8	
2021-22	TAMPA BAY	NHL	82	20	65	85	26	36	23	3	16	19	10	
2022-23	TAMPA BAY	NHL	76	9	40	49	10	42	5	0	3	3	2	
2023-24	TAMPA BAY	NHL	78	13	63	76	18	76	5	1	6	7	0	
NHL TOTALS			1052	156	572	728	175	742	165	23	94	117	94	

HIGHLIGHTS

GOALS:

Game: 2 (12x, Last: 3/9/24 vs. PHI)
 Season: 20 (2021-22)
 Multi-Goal Games: 12
 In 2023-24: 1
 Hat Tricks: None
 Streak: 3 (3x, Last: 12/3-12/7/19, 3g)
 In 2023-24: 2 (2x, Last: 1/13-1/18/24, 2g)

ASSISTS:

Game: 4 (4x, Last: 4/24/22 at FLA)
 Season: 65 (2021-22)
 Streak: 8 (4/16-4/29/22, 16a)
 In 2023-24: 5 (12/16-12/27/23, 7a)

POINTS:

Game: 4 (6x, Last: 4/24/22 at FLA)
 Season: 85 (2021-22)
 Multi-Point Games: 166
 In 2023-24: 17
 Streak: 8 (4/16-4/29/22, 1g, 16a)
 In 2023-24: 5 (12/16-12/27/23, 7a)

SHOOTOUT STATISTICS:

Career: 11-36 (30.6%)
 In 2023-24: 2-4 (50%)

MOST PIM IN A GAME:

15 (3/31/12 vs. WPG)

MOST SHOTS IN A GAME:

10 (3/30/21 vs. CBJ)

TRANSACTIONS

Re-signed by the Lightning to an 8-year contract extension on 7/1/16...Signed a five-year contract extension with the Lightning on 11/30/11...Selected by Tampa Bay in the first round, second overall, at the 2009 NHL Entry Draft.

NHL AND LIGHTNING FIRSTS

GAME: 10/3/09 at ATL

GOAL: 12/5/09 vs. NYI (Roloson)

ASSIST: 10/3/09 at ATL





JOHANSSON VS. THE NHL

	GP	W	L	OTL	SV%	GAA
ANA	6	5	1	0	.951	1.40
ARI	3	0	2	1	.876	3.63
BOS	1	1	0	0	.852	4.06
BUF	2	1	0	1	.931	2.00
CAR	2	1	1	0	.938	2.02
CHI	2	1	1	0	.837	3.63
COL	1	0	0	0	.929	2.03
CBJ	2	0	1	1	.844	5.15
DAL	1	0	0	0	.778	6.00
DET	2	0	1	1	.871	3.97
EDM	1	1	0	0	.905	4.00
FLA	2	0	1	0	.867	4.54
LAK	2	2	0	0	.925	1.50
MIN	1	0	0	0	.000	4.72
MTL	3	2	1	0	.837	4.67
NSH	3	2	1	0	.898	3.04
NJD	2	1	1	0	.913	2.03
NYI	3	0	3	0	.847	5.04
NYR	1	0	0	0	1.000	0.00
OTT	4	2	0	0	.850	4.96
PHI	3	0	1	1	.900	3.33
PIT	2	0	2	0	.862	4.13
SJS	1	1	0	0	1.000	0.00
SEA	1	0	0	1	.907	3.83
STL	3	1	2	0	.867	3.34
TOR	4	0	1	2	.866	5.19
VAN	1	1	0	0	.897	3.00
WPG	2	1	0	1	.931	1.97

31 JONAS JOHANSSON

POSITION Goaltender **BORN** September 19, 1995 (Gävle, Sweden)
HEIGHT 6-5 **ACQUIRED** Signed as a free agent to a two-year contract on July 1, 2023
WEIGHT 218 **SEASON** NHL - 6th, Lightning - 2nd
CATCHES Left

2023-2024 SEASON

Started the season as Tampa Bay's #1 goaltender while Andrei Vasilevskiy missed time due to injury...Started 24 games and appeared in 26, finishing the season with a 12-7-5 record with a .890 save percentage and a 3.37 goals-against average...Recorded shutouts in back-to-back games for the first time in his NHL career (10/24 & 10/26/23)...Was named the NHL's second star of the week for the week ending October 29, 2023...Picked up points in nine of his first 10 starts for the Bolts (5-1-4) with a .907 save percentage and a 3.17 goals-against average...**2024 Playoffs:** Did not make an appearance.

CAREER

2022-23: Saw action in three games with the Colorado Avalanche in 2022-23 and recorded two wins with a .932 save percentage and 2.10 goals against average...Also played in 26 games with the Colorado Eagles of the American Hockey League where he posted a 14-9-2 record with a 2.33 goals against average and a .920 save percentage...**2022-23 Playoffs:** Appeared in four Calder Cup Playoff games with the Colorado Eagles, finishing with a 2-2-0 record, one shutout and a .885 save percentage...**2021-22:** Appeared in nine games with the Colorado Avalanche in 2021-22 and maintained a 3-2-1 record along with a .885 save percentage...Was placed on waivers and claimed by the Florida Panthers on December 13, 2021...Played in two games for the Panthers and went 0-2-0 with a 7.74 goals against average...Appeared in one game with Carolina's AHL affiliate Charlotte Checkers and had a 3.67 goals against average...**2020-21:** Saw action in seven games for the Buffalo Sabres and went 0-5-1 with a .884 save percentage and a 3.79 goals against average...Was traded to the Colorado Avalanche where he played in eight games and recorded a 5-1-1 record...Posted one shutout in those eight games and maintained a .913 save percentage and 2.06 goals against average...Also saw action in one game with the Colorado Eagles and picked up a loss...**2019-20:** Played in

six games with the Sabres and went 1-3-1 with a .894 save percentage...Played in 22 games with Buffalo's AHL affiliate Rochester Americans where he tallied a 14-4-5 record and posted two shutouts while maintaining a .921 save percentage...**2018-19:** Made five starts with AHL Rochester and went 4-1-0 with a .926 save percentage and a 2.26 goals against average...Appeared in 27 games with Buffalo's ECHL affiliate Cincinnati Cyclones...Posted an 18-5-3 record with three shutouts in 26 starts and finished with a .908 save percentage and 2.60 goals against average...**2017-18:** Saw action in seven games with the Rochester Americans, going 4-3-0 with an .861 save percentage and 3.89 goals against average...Also played in 27 games with Cincinnati and went 14-11-1 with a .909 save percentage and 3.13 goals against average...Appeared in five playoff games with Cincinnati and posted a .921 save percentage...**2016-17:** Skated with Brynas IF of the Swedish Hockey League (SHL) for two games and went 1-1-0 with a .920 save percentage and 2.00 goals against average...Loaned to Almtuna IS of HockeyAllsvenskan where he made 37 appearances and posted a 17-18-0 record with a .913 goals against average and 2.26 goals against average...**2015-16:** Skated in 42 games with Almtuna IS on a loan from Bryans IF...Posted a 14-17-0 record and a .913 save percentage...

CAREER STATISTICS

SEASON	TEAM	LEAGUE	REGULAR SEASON										PLAYOFFS							
			GP	W	L	T	OT	SO	GA	SA	SV%	GAA	GP	W	L	SO	GA	SV%	GAA	
2016-17	BRYNAS IF	SHL	2	1	1	-	0	1	4	46	.920	2.00	-	-	-	-	-	-	-	-
	ALMTUNA IF	SWE-1	37	17	18	-	0	3	81	848	.912	2.26	-	-	-	-	-	-	-	-
	ROCHESTER	AHL	7	3	3	-	1	0	20	166	.892	2.85	-	-	-	-	-	-	-	-
2017-18	ROCHESTER	AHL	7	4	3	-	0	0	23	143	.861	3.38	-	-	-	-	-	-	-	-
	CINCINNATI	ECHL	27	14	11	-	1	0	79	792	.909	3.13	-	-	-	-	-	-	-	-
2018-19	ROCHESTER	NHL	5	4	1	-	0	0	10	126	.926	2.26	-	-	-	-	-	-	-	-
	ROCHESTER	AHL	27	18	5	-	3	3	70	692	.908	2.60	-	-	-	-	-	-	-	-
2019-20	BUFFALO	NHL	6	1	3	-	1	0	16	135	.894	2.94	-	-	-	-	-	-	-	-
	ROCHESTER	AHL	22	14	4	-	3	2	46	538	.921	2.28	-	-	-	-	-	-	-	-
2020-21	BUFFALO	NHL	7	0	5	-	1	0	24	183	.884	3.79	-	-	-	-	-	-	-	-
	COLORADO	NHL	8	5	1	-	1	1	15	158	.913	2.06	-	-	-	-	-	-	-	-
2021-22	COLORADO	AHL	1	0	1	-	0	0	5	21	.908	5.11	-	-	-	-	-	-	-	-
	COLORADO	NHL	9	3	2	-	1	0	23	177	.885	3.73	-	-	-	-	-	-	-	-
	FLORIDA	NHL	2	0	2	-	0	0	15	49	.766	7.74	-	-	-	-	-	-	-	-
2022-23	CHARLOTTE	AHL	1	0	0	-	0	0	2	16	.889	3.67	-	-	-	-	-	-	-	-
	COLORADO	NHL	3	2	0	-	0	0	5	68	.932	2.10	-	-	-	-	-	-	-	-
2023-24	COLORADO	AHL	26	14	9	-	2	0	60	687	.920	2.33	4	2	2	1	11	.885	2.75	
	TAMPA BAY	NHL	26	12	7	-	5	2	83	752	.890	3.37	-	-	-	-	-	-	-	-
NHL TOTALS			61	23	20	-	9	3	181	1,620	.888	3.34	-	-	-	-	-	-	-	-

HIGHLIGHTS

LONGEST WINNING STREAK: 3 (11/16-11/20/23)
 In 2023-24: 3 (11/16-11/20/23)

LONGEST SHUTOUT STREAK: 2 (10/24-10/26/23)
 In 2023-24: 2 (10/24-10/26/23)

MOST SHOTS FACED IN A GAME: 52 (10/21/23 vs. TOR)

MOST SAVES IN A GAME: 48 (10/21/23 vs. TOR)

SHUTOUTS: 3 (Last: 10/26/23 vs. SJS)
 In 2023-24: 2 (Last: 10/26/23 vs. SJS)

SHOOTOUTS: 0-7 (.000 SV%, 0-3 record)

PENALTY SHOTS: 1-1 (100%)
 In 2023-24: None

TRANSACTIONS

Signed as a free agent to a two-year contract with the Lightning on 7/1/23...Signed a one-year contract extension with the Colorado Avalanche on 7/13/22...Signed as a free agent to a one-year contract with the Colorado Avalanche on 6/29/21...Traded from Buffalo to Colorado in exchange for a sixth round pick in the 2021 NHL Draft on 3/20/21...Re-signed a one-year contract with the Buffalo Sabres on 10/7/20...Signed a three-year contract with the Buffalo Sabres on 5/31/17...Drafted by the Buffalo Sabres in the third round, 61st overall of the 2014 NHL Draft

NHL AND LIGHTNING FIRSTS

GAME: NHL - 3/5/16 vs. CGY
 Lightning - 10/10/23 vs. NSH

WIN: NHL - 2/11/17 at ARI (Smith)
 Lightning - 10/10/23 vs. NSH (Saros)

SHUTOUT: NHL - 12/27/17 at COL
 Lightning - 10/24/23 vs. CAR





KUCHEROV VS. THE NHL

	GP	G	A	P
ANA	16	8	13	21
ARI	16	10	8	18
BOS	36	11	18	29
BUF	36	17	25	42
CGY	18	5	15	20
CAR	26	9	26	35
CHI	17	6	12	18
COL	19	8	8	16
CBJ	27	13	27	40
DAL	19	6	16	22
DET	36	20	26	46
EDM	16	13	16	29
FLA	34	19	25	44
LAK	17	9	14	23
MIN	17	8	9	17
MTL	36	15	27	42
NSH	20	10	11	21
NJD	24	11	25	36
NYI	29	9	21	30
NYR	27	8	23	31
OTT	35	13	35	48
PHI	26	9	22	31
PIT	27	9	26	35
SJS	18	7	14	21
SEA	5	3	5	8
STL	14	5	8	13
TOR	35	19	25	44
VAN	17	9	11	20
VGK	10	3	16	19
WSH	28	14	13	27
WPG	20	12	13	25

86 NIKITA KUCHEROV

POSITION Right Wing **BORN** June 17, 1993 (Maykop, Russia)
HEIGHT 6-0 **ACQUIRED** Selected in the second round, 58th overall, at the 2011 NHL Draft
WEIGHT 180 **SEASON** NHL – 12th, Lightning – 12th
SHOOTS Left

2023-2024 SEASON

Set career highs for goals, assists and points (44-100-144)...Set Lightning single-season franchise records in assists, points, even-strength points (91), power-play points (53), multi-assist games (26), three-assist games (11, tied), four-assist games (4), multi-point games (41), three-point games (23), four-point games (8, tied) and five-point games (3)...Also set the Lightning franchise record for the longest assist streak (13 GP)...Was the first NHL player to hit 40 points, 50 points, 60 points, 70 points, 80 points, 90 points, 100 points, 120 points, 130 points and 140 points in 2023-24...Became the fifth player in NHL history to post 100 assists in a single season and the first winger to do so...Recorded 11 three-assist games in a single season for the second time in his career, joining Wayne Gretzky, Mario Lemieux, Bobby Orr and Joe Thornton as the only players in NHL history to do so...Became the seventh player in NHL history to record three or more 80-assist seasons, joining Paul Coffey, Wayne Gretzky, Mario Lemieux, Adam Oates, Bobby Orr and Denis Savard...Was one of two players with multiple assist streaks of 10 or more games this season (also: Connor McDavid)...Was nominated as the NHL's first star of the week on four separate occasions, the most of any player in 2023-24...**2024 Playoffs:** Skated in all five games of the Lightning's first-round matchup with the Florida Panthers...Recorded seven assists, the most of any Lightning skater...His seven points ranked tied for the team lead with Victor Hedman and his three power-play points also ranked tied for the team lead with Steven Stamkos

CAREER

2323-24: Played all 82 games of the regular season for just the third time in his nine NHL seasons and recorded 30 goals and 113 points...Registered 30 goals and 113 points, leading Lightning skaters in scoring and assists (83)...Ranked 2nd in the NHL for assists and T-3rd for scoring...Recorded points in 24 consecutive home games (7-36-43 pts.) from November 25 to March 11, setting a new franchise record...Tallied the 700th point of his career on February 26 at Pittsburgh and became the fastest in Lightning history to reach the mark...His 113 points were the second most of his career (most: 128 pts. in 2018-19)...His 83 assists were also the second most of his career (most: 87 assists in 2018-19)...Led the Lightning and ranked 4th in the NHL for power play points (8-42-50 pts.)...Kucherov also led the Lightning for shots (271), average time on ice among forwards (20:08, 3rd among all skaters), average power-play time on ice (4:00) and penalties drawn (38). Ranked fourth in the NHL for power-play scoring and tied for eighth for penalties drawn...Posted points in 11-straight games from Oct. 15 to Nov. 8 (6-14-20 pts.) and was one of five NHL players to put up multiple point streaks of 11 or more games...Became one of 10 players in NHL history to record multiple 30-goal, 80-assist seasons, joining Wayne Gretzky (14x), Mario Lemieux (6x), Bobby Orr (5x), Paul Coffey (4x), Denis Savard (3x), Marcel Dionne (2x), Jaromir Jagr (2x), Adam Oates (2x) and Peter Stastny (2x)...Was selected to play in the 2023 NHL All-Star Game, his fourth career All-Star Game (also: 2017, 2018, 2019)...**2023 Playoffs:** Played in all six playoff games with the Lightning in their first round series

against the Toronto Maple Leafs...Lead all Lightning skaters in assists with five and tied for the team lead in points with six (1-5-6 pts.)...Lead the Lightning in shots on goal (21) and power-play points (4)...Ranked third among Bolts skaters for average power-play time on ice...**2022-23:** Recorded 25 goals and 69 points in 47 games, ranking tied for third on the Lightning for goals and third for assists (44) and scoring despite missing 32 games from Oct. 19-Jan. 4 after undergoing a successful procedure for a lower-body injury on Oct. 26...Matched a Lightning franchise record for the longest goal streak set previously by Brian Bradley (Nov. 11-24, 1992) after recording 10-11-21 points over eight games Apr. 14-28 (also tied for the longest goal streak in the NHL for the season)...Finished the regular season with points in nine-straight games (10-13-23 pts.), tied for the longest scoring run on the Lightning this season...Ranked second in the NHL for points per game (1.47) behind only Connor McDavid (1.54)...Recorded his 600th career point in his 557th career game Apr. 21 vs. Toronto to become the fastest skater in Tampa Bay history to reach the milestone and the sixth fastest among active NHL skaters...Notched 14-17-31 pts. in 16 games in April to finished second in the NHL for scoring in the final month of the regular season...**2022 Playoffs:** Skated in all 23 playoff games and notched eight goals and 27 points to lead the Lightning for scoring for the third-consecutive postseason...Finished fourth in the NHL for playoff scoring...Led the Lightning for assists and ranked fifth in the NHL...Ranked third on the Bolts for goals...Netted six power-play goals, most on the Lightning and tied for the most in the

NHL...Notched 2-6-8 pts. in the 1st Rd. vs. Toronto...Recorded 2-5-7 pts. in the 2nd Rd. vs. Florida...Posted 3-5-8 pts. in the ECF vs. the NY Rangers...Put up 1-3-4 pts. in the Stanley Cup Final vs. Colorado...With four points in the Stanley Cup Final round in 2022, Kucherov now has 6-14-20 pts. in 22 career Stanley Cup Final contests, tying Sidney Crosby for the most among active NHL players...Became Tampa Bay's all-time playoff power-play goal leader after netting his 18th power-play goal Game 5 of the Stanley Cup Final at Colorado...Netted his 52nd career playoff goal Game 5 of the Stanley Cup Final at Colorado to pull into a tie with Sergei Federov for the third-most playoff goals among Russian-born players all-time in the NHL...**2020-21 SEASON:** Missed the entire regular season due to injury...**2021 Playoffs:** Appeared in 23 games during the playoffs, recording eight goals and 32 points to go along with a +6 rating and 14 penalty minutes...Led the league for assists (24) and points...Posted a 3-assist game in Game 5 against NYI, capping an 8-game point streak (2 goals, 13 assists)...Set franchise record for most points in a series during round 1 against Florida (11 points)...**2019-20:** Played in 68 games for the Lightning, posting 33 goals and 85 points to go along with a +26 rating...Ranked 1st on the Lightning for goals, assists and points...Ranked 7th in the NHL for points, tied for 8th for assists and 10th for goals...Posted a career-long tying 12-game point streak from Jan. 14 through Feb. 11, recording 10 goals and 21 points during that span...Moved passed Brad Richards into 4th place in franchise history for all-time points with an assist on Nov. 30 vs. Carolina...**2020 Playoffs:** Appeared in 25 Stanley Cup Playoff games, tallying 7 goals and 34 points to go along with 22 penalty minutes and a +15 rating...Led the NHL for points, assists (7 better than the 2nd place skater) and plus/minus...Posted 8 points (1 goal, 7 assists) during the Stanley Cup Final against Dallas...Posted a 5-point game (1 goal, 4 assists) in Game 1 of the ECF against the NY Islanders...**2018-19:** Played in all 82 games, recording 41 goals and 128 points to go along with 62 penalty minutes...Led the NHL for points, assists and power-play points (48)...Set the record for most points by a Russian-born player in a season with his 128th point on April 6 at Boston, passing Alex Mogilny (1992-93)...His 87 assists are tied for the most all-time in NHL history by a winger (Jagr: 1995-96)...Ranked 1st in the NHL with 38 multi-point games...Set Lightning record for most points, assists and power-play points in a single season...Represented the Lightning for the 3rd time at the NHL All-Star Game in San Jose...Won the Art Ross Trophy, Hart Trophy and Ted Lindsay Award...**2019 Playoffs:** Appeared in 3 Stanley Cup Playoff games, tallying 2 assists and 19 penalty minutes...Led the team for penalty minutes and ranked tied for 2nd for assists...Missed Game 3 against Columbus with a suspension...**2017-18:** Played in 80 games, recording 39 goals and 100 points to go along with 42 penalty minutes...Became the 3rd Lightning player in team history to record 100 points...Moved into 5th place on the Lightning's all-time goals list with his 146th tally on March 26 vs. Arizona...Ranked 3rd in the NHL for points and tied for 9th for goals...Selected to his 2nd NHL All-Star Game...Lightning went 30-3-2 when scored a goal during the regular season...Became 1 of 6 players in the NHL modern era to score in each of the 1st 7 games of the season...Tied the Bolts franchise record for a season-opening point streak of 11 games (12 goals, seven assists)...Appeared in 17 Stanley Cup Playoff games, tallying 7 goals and 17 points to go along with 10 penalty minutes...Ranked 1st on the Bolts for points, shots (61) and game-winning goals(3)...Ranked tied for 1st for both goals and assists...Ranked 2nd among all Lightning forwards for average time on ice per game (17:55)...**2016-17:** Played in 74 games with the Lightning, posting 40 goals and 85 points to go along with 38 penalty minutes...Ranked tied for 2nd for goals in the NHL and 5th for points...Ranked tied for 1st in the league with 17 power-play goals...Set career highs for goals, assists, points, power-play goals and game-winning goals (7)...Recorded 2 hat tricks (2/27 vs. OTT & 3/23 at BOS)...Recorded 22 points (12 goals, 10 assists) during March, most points all-time for a Bolt in a month...Named NHL's First Star for March...Selected to 1st NHL All-Star Game...

Named NHL Second Star for November...Played in 4 World Cup games for Russia, posting 2 goals and 3 points...**2015-16:** Played in 77 games with the Lightning, posting 30 goals and 66 points to go along with 30 penalty minutes...Led the Lightning for points and ranked 2nd for both assists (36) and goals...Set career highs for goals, points, power-play goals (9) and game-winning goals (4)...Ranked 2nd on the Lightning for power-play goals and shots (209)...Notched a team-best 19 multi-point games...Recorded 2 8-game point streaks during the regular season (12/15-1/2 and 1/8-23)... Played in 17 games during the playoffs, posting 11 goals and 19 points to go along with 8 penalty minutes...Ranked 1st on the team for goals, points and power-play goals (3)...Ranked 2nd in the NHL for playoff goals...Scored goals in 3 consecutive games to close out the Lightning's second round series versus the NY Islanders...Notched 3 2-goal games during the postseason...Ranked 2nd among Lightning forwards for average time on ice (20:08)...**2014-15:** Played in 82 games with the Lightning, recording 29 goals and 65 points to go along with 37 penalty minutes...Was 1 of 5 players to skate in all 82 regular season games...Set career highs for games played, goals, assists and points...Ranked tied for 1st with Max Pacioretty in the NHL with a +38 rating...Ranked tied for 2nd on the Lightning for goals (29) and was 3rd for points (65)...Registered a career-best 4-game goal streak from 2/3-10...Scored his 1st career NHL hat trick on 10/28 vs. ARI...Played in 26 postseason games with the Lightning, recording 10 goals and 22 points to go along with 14 penalty minutes...Ranked 3rd in the NHL for points and was tied for 3rd for goals...Ranked tied for 2nd in the league with 3 game-winning goals...Was the lone player in the NHL to score 2 overtime goals...Posted 2 3-assist games during the playoffs...**2013-14:** Skated in 52 games with the Lightning, posting 9 goals and 18 points to go along with 14 penalty minutes...Ranked 3rd on the Lightning among rookies for goals...Ranked 7th (tie-multiple players) among NHL rookies with 3 game-winning goals...Notched a 4-game point streak from Jan. 1-7 (3 goals, 1 assist)...Recorded a 3-game goal streak from Jan. 1-5...Scored his 1st career goal in his NHL debut, on his 1st shot, on Nov. 25 vs. NYR...Became the 7th player in Lightning history to record a goal in their NHL debut...Skated in 2 postseason games with the Lightning, posting 1 goal...Made his Stanley Cup playoffs debut in Game 1 against Montreal on 4/16...**2012-13:** Skated in 33 QMJHL games last season with the Quebec Remparts and Rouyn-Noranda Huskies, posting 29 goals and 63 points to go along with a +17 rating and 14 penalty minutes...Skated in 6 games with Quebec, posting 3 goals and 10 points before being traded to Rouyn-Noranda on 11/21...Appeared in 27 games with the Huskies, registering 26 goals and 53 points to go along with a +18 rating and 12 penalty minutes...Ranked 5th on the Huskies for goals and 7th for points...Skated in 14 playoff games with Rouyn-Noranda, recording 9 goals and 24 points to go along with 10 penalty minutes and a +8 rating...Ranked 2nd on the Huskies for playoff points and assists (15) and was tied for 2nd for goals...Ranked tied for 1st on the Huskies in playoff plus/minus...Missed the beginning of the season due to off-season shoulder surgery...**2011-12:** Played in 18 games with CSKA Moscow of the KHL, recording 1 goal and 5 points...Appeared in 23 games with CSKA's junior team (MHL), registering 24 goals and 43 points...Played in 7 postseason games with CSKA-2, recording 3 goals and 4 points...**2010-11:** Played in 41 games with CSKA-2, recording 27 goals and 58 points to go along with 81 penalty minutes...Played in 8 games with CSKA (KHL), notching 2 assists...**International Career:** Has represented Russia on 3 occasions in international play and has won medals each time...**2013:** Skated for Russia at the World Junior championships, helping them win the Bronze Medal...Appeared in 7 games, recording 5 goals and 8 points to go along with 2 penalty minutes...**2012:** Appeared in 7 games for Russia at the World Junior Championships, registering 2 goals and 7 points, helping them capture the Silver Medal...**2011:** Represented Russia at the U-18 World Championships, skating in 7 games as his native country captured the Bronze Medal...Skated in 7 games, recording 11 goals and 21 points to go along with 6 penalty minutes.

CAREER STATISTICS

SEASON	TEAM	LEAGUE	GP	REGULAR SEASON						PLAYOFFS					
				G	A	TP	+/-	PIM	GP	G	A	TP	PIM		
2010-11	CSKA 2	MHL	41	27	31	58	-	81	-	-	-	-	-	-	
	CSKA	KHL	8	0	2	2	-	0	-	-	-	-	-		
	RUSSIA	U18	7	11	10	21	-	6	-	-	-	-	-		
2011-12	CSKA	KHL	18	1	4	5	-	4	-	-	-	-	-		
	CSKA-2	MHL	23	24	19	43	-	40	7	3	1	4	0		
	RUSSIA	WJC	7	2	5	7	-	2	-	-	-	-	-		
2012-13	QUEBEC	QMJHL	6	3	7	10	-	2	-	-	-	-	-		
	ROUYN-NORANDA	QMJHL	27	26	27	53	-	18	14	9	15	24	10		
	RUSSIA	WJC	7	5	3	8	-	2	-	-	-	-	-		
2013-14	SYRACUSE	AHL	17	13	11	24	-	10	-	-	-	-	-		
	TAMPA BAY	NHL	52	9	9	18	3	14	2	1	0	1	0		
2014-15	TAMPA BAY	NHL	82	29	36	65	38	37	26	10	12	22	14		
2015-16	TAMPA BAY	NHL	77	30	36	66	9	30	17	11	8	19	8		
2016-17	TAMPA BAY	NHL	74	40	45	85	13	38	-	-	-	-	-		
	RUSSIA	WCUP	4	2	1	3	-	0	-	-	-	-	-		
	RUSSIA	WC	10	7	8	15	-	8	-	-	-	-	-		
2017-18	TAMPA BAY	NHL	80	39	61	100	15	42	17	7	10	17	10		
2018-19	TAMPA BAY	NHL	82	41	87	128	24	62	3	0	2	2	19		
	RUSSIA	WC	10	6	10	16	-	4	-	-	-	-	-		
2019-20	TAMPA BAY	NHL	68	33	52	85	26	38	25	7	27	34	22		
2020-21	TAMPA BAY	NHL	-	-	-	-	-	-	23	8	24	32	14		
2021-22	TAMPA BAY	NHL	47	25	44	69	1	22	23	8	19	27	14		
2022-23	TAMPA BAY	NHL	82	30	83	113	-2	36	6	1	5	6	11		
2023-24	TAMPA BAY	NHL	81	44	100	144	8	22	5	0	7	7	0		
NHL TOTALS			725	320	553	873	135	341	147	53	114	167	114		

HIGHLIGHTS

GOALS:

Game: 3 (4x, Last: 1/23/24 at PHI)
 Season: 44 (2023-24)
 Multi-Goal Games: 46
 In 2023-24: 10
 Hat Tricks: 5
 Streak: 8 (4/14-4/28/22, 10g)
 In 2023-24: 4 (12/27/23-1/2/24, 4g)

ASSISTS:

Game: 4 (5x, Last: 3/21/24 at SJS)
 Season: 100 (2023-24)
 Streak: 13 (2/22-3/23/24, 24a)
 In 2023-24: 13 (2/22-3/23/24, 24a)

POINTS:

Game: 6 (11/24/23 at CAR)
 Season: 144 (2023-24)
 Multi-Point Games: 245
 In 2023-24: 41
 Streak: 13 (2/22-3/23/24, 5g, 24a)
 In 2023-24: 13 (2/22-3/23/24, 5g, 24a)

SHOOTOUT STATISTICS:

Career: 12/45 (26.7%)
 In 2023-24: 0-2 (0%)

MOST PIM IN A GAME:

15 (3/14/15 vs. WPG)

MOST SHOTS IN A GAME:

11 (2/17/18 vs. NJD)

TRANSACTIONS

Re-signed by the Bolts to an eight-year contract extension on July 10, 2018...Re-signed by the Lightning to a three-year contract on October 11, 2016...Signed an entry level contract with Tampa Bay on September 10, 2012.


NHL AND LIGHTNING FIRSTS

GAME: 11/25/13 vs. NYR

GOAL: 11/25/13 vs. NYR (Lundqvist)

ASSIST: 12/23/13 at FLA





LILLEBERG VS. THE NHL

	GP	G	A	P
ANA	2	0	0	0
ARI	1	0	1	1
BOS	3	0	1	1
BUF	2	0	0	0
CGY	1	0	0	0
COL	1	0	1	1
CBJ	2	0	0	0
DET	2	0	0	0
FLA	1	0	0	0
LAK	2	0	1	1
MIN	1	0	0	0
MTL	2	0	0	0
NJD	3	0	0	0
NYI	3	0	1	1
NYR	1	0	0	0
OTT	2	0	0	0
PHI	2	0	0	0
PIT	1	0	0	0
SJS	1	0	0	0
TOR	2	0	0	0
WSH	2	0	0	0

78 EMIL LILLEBERG

POSITION	Defense	BORN	February 2, 2001 (Sarpsborg, Norway)
HEIGHT	6-3	ACQUIRED	Signed as a free agent to a two-year contract on June 5, 2023
WEIGHT	208	SEASON	NHL - 2nd, Lightning - 2nd
SHOOTS	Left		

2023-2024 SEASON

Was recalled by Tampa Bay from Syracuse on January 5, 2024 and made his NHL debut on January 6 at Boston, logging 11:48 of time on ice...Lilleberg notched his first NHL point in his second NHL game on January 9 versus Los Angeles, chipping in the secondary assist on Brandon Hagel's late game-tying goal...Recorded assists in back-to-back games on March 27 and March 30...Finished the regular season with five assists in 37 games played...**2024 Playoffs:** Skated in all five games of Tampa Bay's first round playoff matchup with the Florida Panthers and averaged 17:25 time on ice.

CAREER

2022-23: Skated in 46 games with IK Oskarshamn of the Swedish Hockey League (SHL)...Recorded three goals, 11 assists and 14 points in addition to logging 41 penalty minutes...Helped bring his team to the playoffs where he skated in three games and tallied one assist...Also played in 20 games for the Norwegian national team where he also recorded one assist...**2021-22:** Played 47 games in his rookie season with IK Oskarshamn and tallied seven assists...Also saw action in 10 playoff games where he did not record a point and logged two penalty minutes...Appeared in 28 games with the Norwegian national team and logged 22 penalty minutes but did not record any points...**2020-21:** Played 18 games for Sparta Sarpsborg of the Fjordkraftligaen (Norway)... Scored two goals and posted two assists, tallying four points...Skated in 19 games for the Norwegian national team and recorded four goals and five points

CAREER STATISTICS

SEASON	TEAM	LEAGUE	REGULAR SEASON							PLAYOFFS				
			GP	G	A	TP	+/-	PIM	GP	G	A	TP	PIM	
2020-21	SARPSBORG	NORWAY	18	2	2	4	-6	39	-	-	-	-	-	
	NORWAY	INTERNATIONAL	19	4	1	5	-3	28	-	-	-	-	-	
2021-22	OSKARSHAMN	SHL	47	0	7	7	-4	16	10	0	0	0	2	
	NORWAY	INTERNATIONAL	28	0	0	0	-3	22	-	-	-	-	-	
2022-23	OSKARSHAMN	SHL	46	3	8	11	-4	41	3	0	1	1	2	
	NORWAY	INTERNATIONAL	27	0	1	1	-10	18	-	-	-	-	-	
2023-24	SYRACUSE	AHL	33	2	11	13	3	45	5	0	2	2	2	
	TAMPA BAY	NHL	37	0	5	5	-15	16	5	0	0	0	2	
NHL TOTALS			37	0	5	5	-15	16	5	0	0	0	2	

HIGHLIGHTS

GOALS:

Game:	None
Season:	None
Multi-Goal Games:	None
In 2023-24:	None
Hat Tricks:	None
Streak:	None
In 2023-24:	None

ASSISTS:

Game:	1 (5x, Last: 3/30/24 vs. NYI)
Season:	5 (2023-24)
Streak:	2 (3/27-3/30/24, 2a)
In 2023-24:	2 (3/27-3/30/24, 2a)

POINTS:

Game:	1 (5x, Last: 3/30/24 vs. NYI)
Season:	5 (2023-24)
Multi-Point Games:	None
In 2023-24:	None
Streak:	2 (3/27-3/30/24, 2a)
In 2023-24:	2 (3/27-3/30/24, 2a)

SHOOTOUT STATISTICS:

Career:	0-0 (0%)
In 2023-24:	None

MOST PIM IN A GAME:

2 (8x, Last: 4/15/24 vs. BUF)

MOST SHOTS IN A GAME:

4 (4/1/24 vs. DET)

NHL AND LIGHTNING FIRSTS

GAME: NHL - 1/6/24 at BOS
Lightning - 1/6/24 at BOS

GOAL: NHL - N/A
Lightning - N/A

ASSIST: NHL - 1/9/24 vs. LAK
Lightning - 1/9/24 vs. LAK

TRANSACTIONS

Signed a two-year contract extension with Tampa Bay on July 1, 2024...Signed a two-year contract with the Tampa Bay Lightning on June 5, 2023...Drafted by the Arizona Coyotes in the fourth round, 107th overall in the 2021 NHL Entry Draft





**MCDONAGH
VS. THE NHL**

	GP	G	A	P
ANA	24	0	3	3
ARI	24	2	9	11
BOS	39	3	9	12
BUF	37	2	15	17
CGY	18	1	10	11
CAR	46	6	14	20
CHI	27	1	10	11
COL	19	1	12	13
CBJ	38	3	11	14
DAL	32	1	3	4
DET	32	4	6	10
EDM	17	0	3	3
FLA	44	2	19	21
LAK	22	2	6	8
MIN	23	4	13	17
MTL	37	0	8	8
NSH	26	2	5	7
NJD	44	3	17	20
NYI	43	8	10	18
NYR	12	1	2	3
OTT	36	5	16	21
PHI	40	4	14	18
PIT	41	6	15	21
SJS	24	3	11	14
SEA	8	0	3	3
STL	22	1	7	8
TBL	21	1	14	15
TOR	37	4	11	15
VAN	20	2	5	7
VGK	14	0	4	4
WSH	39	3	19	22
WPG	28	1	11	12

**27
RYAN MCDONAGH**

POSITION Defense **BORN** June 13, 1989 (St. Paul, Minnesota)
HEIGHT 6-2 **ACQUIRED** From Nashville along with a 2024 fourth-round pick in exchange for a 7th-round pick in 2024 and 2nd-round pick in 2025 on May 21, 2024.
WEIGHT 219
SHOOTS Left **SEASON** NHL – 15th, Lightning – 6th

2023-2024 SEASON

Played in 74 games for the Predators and notched three goals and 32 points...Ranked 2nd among Predators skaters for average time on ice (21:47) and blocked shots (139)...**2024 Playoffs:** Played in all six games of Nashville's first-round matchup with Vancouver and tallied one assist...Ranked 2nd for blocked shots (15) and 2nd for average time on ice (23:48).

CAREER

2022-23: Skated in his first season with Nashville and played in 71 games and logged two goals and 20 points...Led the team with 165 blocked shots... Averaged the third-most average time on ice among all Predators skaters (21:32)...**2021-22:** Appeared in 71 games for Tampa Bay, scoring four goals and tallying 26 points with a +15 rating...He ranked third among Lightning defensemen for goals, assists, points, plus/minus (+15) and average time on ice (22:27)...**2021-22 PLAYOFFS:** Played in 23 games for Tampa Bay, helping the Bolts to their third consecutive Stanley Cup Final appearance...Logged one goal and five points...Led TBL defensemen with 69 blocked shots and ranked fourth for hits with 44...**2020-21:** Played in 50 games for the Lightning, recording 4 goals and 12 points to go along with a +13 rating and 14 penalty minutes...Ranked third on the team for plus/minus and average time on ice per game (21:54)...Skated in 700th NHL game on April 13 at Nashville...Scored twice for 4th multi-goal game of career on April 8 at Columbus...Led all skaters for shorthanded time on ice per game (2:51)...**2021 PLAYOFFS:** Appeared in 23 postseason games, recording 8 assists, a +18 rating and 14 penalty minutes... Led the league for plus/minus and led the Lightning for average time on ice (22:50)...Ranked 2nd on the team and 6th in the league for blocked shots with 46...**2019-20:** Played in 50 games for the Bolts, notching a goal and 12 points to go along with a +7 rating...Missed 14 games from Feb. 8-March 7 with lower body injury...Posted his only multi-point game of the season and 45th of career with 2 assist night on Nov. 25 vs. Buffalo... Ranked 1st on the Lightning for blocked shots with 101 and second on the team for average time on ice (20:42)...**2020 PLAYOFFS:** Appeared in 22 Stanley Cup Playoff games, posting 1 goal and 5 points to go along with 10 penalty minutes...Ranked 2nd on the team for average time on ice (24:16)...Scored 1 game-winning goal...**2018-19:** Played in all 82 games during his 1st full season with the Lightning, posting 9 goals and 46 points to go along with 34 penalty minutes... Ranked 2nd in the NHL with a plus-38 rating... Ranked 2nd on the Bolts defense for points and goals...Set career highs for points and assists... Posted a season-best 4-game point streak from March 21-30 (1 goal, 4 assists)...**2019 PLAYOFFS:** Appeared in 4 Stanley Cup Playoff games, posting 2 penalty minutes...**2017-18:** Played in 63 games this season with the New York Rangers and Lightning, recording 4 goals and 29 points to go along with 20 penalty minutes...Posted 2 goals and 3 points in 14 games with the Lightning... Traded to Tampa Bay along with JT. Miller from the NY Rangers for Vlad Namestnikov and draft picks... Missed 14 games from February 9 through March 8 with an upper body injury...Led the Rangers for average time on ice (23:54)... Appeared in 17 Stanley Cup Playoff games, posting 5 assists and 6 penalty minutes...Ranked 2nd on the Lightning for average time on ice per game (22:31)...Led the Bolts for blocked shots with 35... Skated in 100th career postseason contest in Game 4 at New Jersey... Tallied 4 assists in 1st round series against New Jersey...**2016-17:** Appeared in 77 games with the NY Rangers, posting 6 goals and 42 points

to go along with 37 penalty minutes...Established careerhighs for assists (36)...Was 1 of 6 defensemen in the NHL who registered at least 40 points and a +20 rating...Led the Rangers in average time on ice per game (24:21)...Tied for the team lead for power-play assists with 14 and ranked 2nd for plus/minus (+20)... Selected as the Rangers' Most Valuable Player for the 2nd time in his career... Represented the Rangers at the NHL All-Star Game for the 2nd straight season... Appeared in 12 playoff games, recording 2 goals and 7 points...Skated in 3 games for Team USA at the World Cup, registering 2 goals...**2015-16:** Skated in 73 games with the Rangers, tallying 9 goals and 34 points to go along with 22 penalty minutes...Set career-high with a +26 rating...Led the Rangers in average time on ice per game (22:21) and plus/minus...Made his 1st career NHL All-Star Game appearance...Skated in 3 postseason games...**2014-15:** Skated in 71 games for New York, posting 8 goals and 33 points to go along with 26 penalty minutes...Established careerhighs for power-play goals (3) and shorthanded assists (3)...Led the Rangers for average time on ice per game (23:07)...Led the team defensemen for assists (25), points and power-play points (12)...Named the 27th captain in Rangers history on 10/6...Played in 19 Stanley Cup Playoff games, notching 3 goals and 9 points...**2013-14:** Skated in 77 games with the Rangers, recording 14 goals and 43 points to go along with 36 penalty minutes... Set career highs for goals, points, game-winning goals (4) and average time on ice (24:49)...Led the Rangers in time on ice per game, ranked 2nd for blocked shots (131), tied for 3rd for plus/minus (+11) and 5th for points...Named Team MVP...Also skated in 25 playoff games, posting 4 goals and 17 points, helping the Rangers reach the Stanley Cup Final... Represented the USA at the 2014 Winter Olympics, recording 1 goal and 2 points in 6 games...**2012-13:** Skated in 47 games with the Rangers, collecting 4 goals and 19 points to go along with 22 penalty minutes...Ranked 2nd on the Rangers for blocked shots with 78, 3rd in average time on ice (24:21) and 4th in plus/minus (+13)...Tied for 1st among Rangers defensemen for goals and 2nd for assists...**2011-12:** Appeared in 82 games with New York, recording 7 goals and 32 points to go along with 44 penalty minutes...Set a career-best for games played in a season and ranked 1st on the team and 5th in the NHL among defensemen for plus/minus (+25)... Tied for 8th in the NHL for blocked shots with 182...Appeared in 20 postseason games, tallying 4 assists...**2010-11:** Played in 40 games with the Rangers during his rookie season, posting 1 goal and 9 points...Made NHL debut on 1/7 at DAL... Ranked 6th among NHL rookies with a +16 rating... Recorded 1st career NHL goal (game-winner) 4/9 vs. New Jersey...Tallied 1st career NHL point with an assist on 1/20 at Carolina...Made Stanley Cup Playoffs debut in Game 1 of Eastern Conference Quarter-Finals versus Washington...**COLLEGE CAREER:** Skated in 119 career NCAA games with the University of Wisconsin over 3 seasons, posting 14 goals and 46 points... Served as Captain during final season at Wisconsin... Set collegiate highs during junior season for games played (43), assists (14) and points (18).

CAREER STATISTICS

SEASON	TEAM	LEAGUE	REGULAR SEASON							PLAYOFFS				
			GP	G	A	TP	+/-	PIM	GP	G	A	TP	PIM	
2007-08	WISCONSIN	NCAA	40	5	7	12	-	42	-	-	-	-	-	
2008-09	WISCONSIN	NCAA	36	5	11	16	-	59	-	-	-	-	-	
	USA U20		6	0	3	3	-	2	-	-	-	-	-	
2009-10	WISCONSIN	NCAA	43	4	14	18	-	73	-	-	-	-	-	
2010-11	NY RANGERS	NHL	40	1	8	9	16	14	5	0	0	0	4	
	CONNECTICUT	AHL	38	1	7	8	-	12	-	-	-	-	-	
	USA	WC	7	0	1	1	-	2	-	-	-	-	-	
2011-12	NY RANGERS	NHL	82	7	25	32	25	44	20	0	4	4	11	
2012-13	NY RANGERS	NHL	47	4	15	19	13	22	12	1	3	4	6	
	BARYS ASTANA	KHL	10	0	3	3	-	6	-	-	-	-	-	
2013-14	NY RANGERS	NHL	77	14	29	43	11	36	25	4	13	17	8	
	USA	OLY	6	1	1	2	-	0	-	-	-	-	-	
2014-15	NY RANGERS	NHL	71	8	25	33	23	26	19	3	6	9	8	
2015-16	NY RANGERS	NHL	73	9	25	34	26	22	3	0	0	0	0	
2016-17	NY RANGERS	NHL	77	6	36	42	20	37	12	2	5	7	12	
	USA	W-CUP	3	2	0	2	-	0	-	-	-	-	-	
2017-18	NY RANGERS	NHL	49	2	24	26	7	20	-	-	-	-	-	
	TAMPA BAY	NHL	14	2	1	3	1	0	17	0	5	5	6	
2018-19	TAMPA BAY	NHL	82	9	37	46	38	34	4	0	0	0	2	
2019-20	TAMPA BAY	NHL	50	1	11	12	7	19	22	1	4	5	10	
2020-21	TAMPA BAY	NHL	50	4	8	12	13	14	23	0	8	8	14	
2021-22	TAMPA BAY	NHL	71	4	22	26	15	16	23	1	4	5	14	
2022-23	NASHVILLE	NHL	71	2	18	20	12	22	-	-	-	-	-	
2023-24	NASHVILLE	NHL	74	3	29	32	19	31	6	0	1	1	6	
NHL TOTALS			928	76	313	389	246	357	191	12	53	65	101	

HIGHLIGHTS

GOALS:
 Game: 2 (4x, Last: 4/8/21 at CBJ)
 Season: 14 (2013-14)
 Multi-Goal Games: 4
 In 2023-24: None
 Hat Tricks: None
 Streak: 3 (3/2-3/7/24, 3g)
 In 2023-24: None

ASSISTS:
 Game: 3 (4x, Last: 3/19/24 vs SJS)
 Season: 37 (2018-19)
 Streak: 8 (10/17-11/1/16, 9a)
 In 2023-24: 3 (3/13-3/19/24, 6a)

POINTS:
 Game: 3 (9x, Last: 3/19/24 vs SJS)
 Season: 46 (2018-19)
 Multi-Point Games: 62
 In 2023-24: 8
 Streak: 8 (10/17-11/1/16, 9a)
 In 2023-24: 3 (3/13-3/19/24, 6a)

SHOOTOUT STATISTICS:
 Career: 0-0 (0%)
 In 2023-24: 0-0 (0%)

MOST PIM IN A GAME:
 15 (3/30/24 at COL)

MOST SHOTS IN A GAME:
 7(3x, Last:11/1/18 vs. NSH)

TRANSACTIONS

Traded from Nashville to Tampa Bay on May 21, 2024...Traded from Tampa Bay to the Nashville Predators on July 3, 2022... Traded by the New York Rangers to Tampa Bay on February 26, 2018...Traded by Montreal to New York on June 30, 2009... Drafted by the Montreal Canadiens in the 1st round, 12th overall, at the 2007 NHL Draft.

NHL AND LIGHTNING FIRSTS

GAME: NHL – 1/7/11 at DAL
 Lightning – 3/10/18 vs. MTL

GOAL: NHL – 4/9/11 vs. NJD (Brodeur)
 Lightning – 3/13/18 vs. OTT (Condon)

ASSIST: NHL – 1/20/11 at CAR
 Lightning – 3/22/18 at NYI





90 J.J. MOSER

POSITION Defense **BORN** June 6, 2000 (Bell, Switzerland)
HEIGHT 6-2 **ACQUIRED** From Utah along with Conor Geekie, a 2024 7th-rd. pick and a 2025 2nd-rd. pick in exchange for D Mikhail Sergachev on June 29, 2024
WEIGHT 181
SHOOTS Left
SEASON NHL - 4th, Lightning - 1st

MOSER VS. THE NHL

	GP	G	A	P
ANA	6	0	4	4
BOS	6	0	1	1
BUF	5	0	2	2
CGY	8	0	1	1
CAR	6	0	3	3
CHI	9	0	2	2
COL	11	1	4	5
CBJ	4	0	0	0
DAL	9	0	2	2
DET	5	1	2	3
EDM	6	1	0	1
FLA	4	0	2	2
LAK	8	1	4	5
MIN	9	1	0	1
MTL	6	2	2	4
NSH	10	0	7	7
NJD	6	1	1	2
NYI	5	0	1	1
NYR	6	0	0	0
OTT	7	2	2	4
PHI	4	0	4	4
PIT	5	0	2	2
SJS	7	3	1	4
SEA	7	0	1	1
STL	8	1	2	3
TBL	5	0	1	1
TOR	7	1	1	2
VAN	9	0	1	1
VGK	8	1	3	4
WSH	5	0	1	1
WIN	9	1	1	2

2023-2024 SEASON

Skated in 80 games for Arizona and logged five goals and 26 points...Ranked 2nd on Arizona for average TOI (20:34) and blocked shots (112)...His five even-strength goals and 21 even-strength points were the most of his NHL career...Dished out a career-high 99 hits, good for fourth among Coyotes blueliners.

CAREER

2022-23: Appeared in all 82 games for Arizona and posted 7 goals, 24 assists and 31 points...Was one of five Coyotes players to skate in all 82 games...Finished second among Coyotes defensemen for assists and points and tied for second for goals... Led all Coyotes skaters with 137 blocked shots...Had a career-long, five-game point streak November 17-27 (2-3-5)...**2021-22:** Made his NHL debut December 15, 2021 versus the New York Rangers...Scored his first NHL goal against James Reimer on December 28, 2021 at San Jose...Notched his first multi-goal game, the same game as his first NHL goal... Became first blueliner from the 2021 NHL Draft to score a goal and the fourth-youngest defenseman in Coyotes franchise history to record a multi-goal game...Recorded five goals and 12 points with three power-play goals and two game-winning goals in 18 games with Tucson (AHL)...**2020-21:** Captained EHC Biel-Bienne and registered nine goals and 30 points in 48 games...Was named to the NL Media Swiss All-Star Team after setting career highs for goals, assists, points and games played...Also played in two playoff games for Biel-Bienne...**INTERNATIONAL CAREER:** Represented Switzerland at the IIHF World Junior Championship in 2019 and 2020...Also represented Switzerland at the IIHF World Championship in 2019, 2021 and 2022...Recorded a goal and an assist in eight games at the 2023 IIHF World Championship...Totaled one goal and four points in eight games at the 2022 IIHF World Championship...Tallied two assists in seven games at the 2021 IIHF World Championship...In the 2020 IIHF World Junior Championship, Moser collected four assists in five games and collected two assists in seven games at the 2019 World Junior Championship.

CAREER STATISTICS

SEASON	TEAM	LEAGUE	REGULAR SEASON							PLAYOFFS				
			GP	G	A	TP	+/-	PIM	GP	G	A	TP	PIM	
2020-21	BIEL-BIENNE	NL	48	9	21	30	18	10	2	0	0	0	0	
	SWITZERLAND	WC	7	0	2	2	5	2	-	-	-	-	-	
	SWITZERLAND (ALL)	INTERNATIONAL	10	0	3	3	6	6	-	-	-	-	-	
2021-22	ARIZONA	NHL	43	4	11	15	-10	16	-	-	-	-	-	
	TUCSON	AHL	18	5	7	12	-3	11	-	-	-	-	-	
	SWITZERLAND	WC	8	1	3	4	-1	2	-	-	-	-	-	
2022-23	ARIZONA	NHL	82	7	24	31	-12	35	-	-	-	-	-	
	SWITZERLAND	WC	7	1	1	2	6	4	-	-	-	-	-	
	SWITZERLAND (ALL)	INTERNATIONAL	9	1	1	2	4	4	-	-	-	-	-	
2023-24	ARIZONA	NHL	80	5	21	26	-5	35	-	-	-	-	-	
NHL TOTALS			205	16	56	72	-27	86	0	0	0	0	0	

HIGHLIGHTS

GOALS:

Game: 2 (12/28/21 at SJS)
Season: 7 (2022-23)
Multi-Goal Games: 1
In 2023-24: None
Hat Tricks: None
Streak: 2 (2x, Last: 12/27-12/29/22, 2g)
In 2023-24: None

ASSISTS:

Game: 2 (7x, Last 2/12/24 at PHI)
Season: 24 (2022-23)
Streak: 3 (3x, Last: 11/17-11/23/22, 3a)
In 2023-24: 2 (11/11-11/14/23, 3a)

POINTS:

Game: 2 (11x, Last: 3/1/24 at OTT)
Season: 31 (2022-23)
Multi-Point Games: 11
In 2023-24: 5
Streak: 5 (11/17-11/27/22, 2g, 3a)
In 2023-24: 2 (11/11-11/14/23, 3a)

SHOOTOUT STATISTICS:

Career: 0-0 (0%)
In 2023-24: 0-0 (0%)

MOST PIM IN A GAME:

5 (2x, Last: 1/25/24 at TBL)

MOST SHOTS IN A GAME:

6 (4/8/23 vs. ANA)

NHL AND LIGHTNING FIRSTS

GAME: NHL - 12/15/21 vs. NYR
Lightning - N/A

GOAL: NHL - 12/28/21 at SJS (Reimer)
Lightning - N/A

ASSIST: NHL - 1/6/22 vs. CHI
Lightning - N/A

TRANSACTIONS

Signed a two-year contract with Tampa Bay on July 11, 2024... Acquired by Tampa Bay from Utah along with Conor Geekie, a 2024 7th-rd. pick and a 2025 2nd-rd. pick in exchange for D Mikhail Sergachev on June 29, 2024...Transferred from Arizona to Utah on June 13, 2024...Signed a three-year, entry-level contract with Arizona on August 14, 2021...Selected by Arizona in the second round (60th overall) of the 2021 NHL Draft.





20 NICK PAUL

POSITION Left Wing **BORN** March 20, 1995 (Mississauga, Ontario)
HEIGHT 6-4 **ACQUIRED** From Ottawa in exchange for F Mathieu Joseph and a 2024 4th Rd. pick on March 20, 2022
WEIGHT 230 **SEASON** NHL - 10th, Lightning - 4th
SHOOTS Left

2023-2024 SEASON

Paul had a career year in 2023-24, setting career highs for goals (24), assists (22), points (46), power-play goals (9), power-play points (14), faceoff wins (531) and faceoff win percentage (54.3%). He also set career highs for average time on ice per game (17:16), average power play time on ice per game, (3:03) and game-opening goals (7)...Ranked 4th among Lightning forwards for hits (104), ranked tied for fifth for takeaways (36), sixth for blocks (42)...Paul was one of three Lightning skaters to appear in all 82 regular season contests...**2024 Playoffs:** Paul appeared in all five games of Tampa Bay's first-round series versus the eventual Stanley Cup Champion Florida Panthers, logging two goals, coming in games 3 and 4.

CAREER

2022-23: Skated in 80 games, scoring a career-high 17 goals and matching his career high for points (32)...Registered a career-long, five-game point streak from October 26 to November 5 (3-3-6 pts.)...Ranked second on the Lightning for faceoff wins (495) and takeaways (60)...Ranked T-3rd on the Lightning for game-winning goals...Maintained a shooting percentage of 14.2% to tank 5th among Lightning skaters...Scored his third career shorthanded goal January 3 at Chicago...Steven Stamkos earned his 1,000th career point on an assist to Paul on December 1 at Philadelphia...**2023 Playoffs:** Skated in 6 games and recorded one goal...Ranked 2nd on the Bolts for faceoff win percentage (58.9%)...**2021-22:** Notched 16 goals and 32 points in 80 games between Ottawa and Tampa Bay...Posted career highs for goals, assists (16), scoring and games...Began the season in Ottawa where he supplied 11 goals and 18 points in 59 games...Traded to Tampa Bay in exchange for F Mathieu Joseph and a 2024 4th Rd. draft pick on March 20...Skated in 20 regular season games with the Lightning and posted 5 goals and 14 points...Scored a goal in his Tampa Bay debut March 22 at CAR...Recorded a career-long 4-game point streak Apr. 21-26 (2-3-5 pts.)...Ranked third on the Lightning for average shorthanded time on ice among forwards (1:54)...Netted his second career shorthanded goal Apr. 24 at Florida...**2022 Playoffs:** Skated in all 23 playoff games with the Lightning, scoring 5 goals and recording 9 points...Made his NHL playoff debut Game 1 of 1st Rd. at Toronto...Scored his first career playoff goals in Game 7 of 1st Rd. at Toronto, supplying the Lightning with both of their goals and the series-clincher...Netted his first career Stanley Cup Final goal in his first career Stanley Cup Final contest Game 1 at Colorado...Notched the game-winning goal in Game 3 of the Stanley Cup Final vs. Colorado...Finished third in the NHL playoffs for penalties drawn (9)...**2020-21:** Played in all 56 regular season games with Ottawa and recorded 5 goals and 20 points...Was one of five Ottawa skaters to appear in every regular season contest...Tied for first among all NHL skaters for shorthanded assists (3) and tied for third in the League for shorthanded points (4)...Scored his first career shorthanded goal Feb. 15 at Toronto...Led all Senators for plus/minus (min. 21 games) at plus-5...Named alternate captain April 12...Recognized as the Senators' nominee for the 2020-21 Bill Masterton Trophy...Represented Team Canada at the 2021 IIHF World Hockey Championship and recorded 2 goals and 4 points in 10 games, including game-winning overtime goal in the gold medal game to give Canada a 3-2 OT win June 6 over Finland...**2019-20:** Spent his fifth professional season primarily in the NHL for the first time...Started the season with AHL Belleville and registered a goal and 4 points in 3 contests...Recalled to Ottawa Oct. 14 and remained

with the Senators the rest of the season...Notched 9 goals and 20 points in 56 games with the Senators...**2018-19:** Spent the majority of the season with AHL Belleville, where he recorded 16 goals and 39 points in 43 contests...Ranked fourth on Belleville for scoring while leading the team in game-winning goals (five), overtime tallies (two) and plus/minus (+20)...Played 20 games for Ottawa, notching a goal and two points...**2017-18:** Skated primarily in the AHL appearing in 54 games with Belleville (AHL) ... Tied for second on Belleville for goals (14) ... Led Belleville with a career-high seven power-play goals and also established a new career-high in penalty minutes (40) ... Was recalled to Ottawa on three separate occasions and appeared in 11 games for the Senators ... Recorded the first hat-trick of his professional career in Belleville's 4-3 home loss vs. Laval on 2/24/18...**2016-17:** Spent the majority of the season with Binghamton (AHL)...Was one of only two Binghamton players to appear in at least 70 of the team's games...Was recalled to Ottawa on one occasion and dressed for the team's season finale on April 9 at NY Islanders...**2015-16:** Made his professional debut with Binghamton (AHL) recording 17 points (six goals, 11 assists) and 10 penalty minutes over 45 games ... Played his first professional game in the B-Sens' season-opening 4-1 home win over Albany on 10/10/15 and registered his first pro point (an assist) in that contest ... Ranked first among B-Sens rookies in scoring despite appearing in only 45 of the club's 76 regular season games ... Was recalled to Ottawa (NHL) on two occasions; did not see any game action following his 2/6/16 recall ... Remained with Ottawa for the duration of the season following his second recall on 2/11/16 ... Made his NHL debut in a 2-1 Senators home shootout win over Buffalo on 2/16/16 registering 10:54 time-on-ice and one shot ... Helped Ottawa to an eventual 4-1 win in the team's final visit to Rexall Place when he opened the night's scoring by recording his first NHL goal 2/23/16 at Edmonton...**2014-15:** Completed his third season of major junior hockey with the OHL's North Bay Battalion establishing new major junior career highs in goals (37), assists (29) and points (66)...Recorded the first two hat-tricks of his major junior career in Battalion home wins over Barrie (4-1 on 10/13/14) and Sarnia (8-5 on 11/2/14) respectively ... Recorded three points (three goals) and registered two penalty minutes while appearing in each of Canada's seven tournament games at the 2015 IIHF World Junior Championship in Toronto and Montreal ... Helped Team Canada capture the gold medal with a 3-0 win (a game in which he scored the team's second goal) on 1/5/15 at Air Canada Centre ... Signed a three-year entry-level contract with Ottawa on 12/20/14 ... Was named the recipient of the Dan Snyder Trophy as the OHL's Humanitarian of the Year on 5/28/15.

CAREER STATISTICS

SEASON	TEAM	LEAGUE	REGULAR SEASON								PLAYOFFS				
			GP	G	A	TP	+/-	PIM	GP	G	A	TP	PIM		
2012-13	BRAMPTON	OHL	66	12	16	28	6	21							
2013-14	NORTH BAY	OHL	67	26	20	46	12	39							
2014-15	NORTH BAY	OHL	58	37	29	66	25	49							
	CANADA	WJC-U20	7	3	0	3	-	2							
2015-16	BINGHAMTON	AHL	45	6	11	17	-4	10							
	OTTAWA	NHL	24	2	3	5	-3	6							
2016-17	BINGHAMTON	AHL	72	15	22	37	-17	30							
	OTTAWA	NHL	1	0	0	0	-2	0							
2017-18	BELLEVILLE	AHL	54	14	13	27	-17	40							
	OTTAWA	NHL	11	1	0	1	-4	0							
2018-19	BELLEVILLE	AHL	43	16	23	39	20	29							
	OTTAWA	NHL	20	1	1	2	-10	4							
2019-20	BELLEVILLE	AHL	3	1	3	4	4	0							
	OTTAWA	NHL	56	9	11	20	0	24							
2020-21	OTTAWA	NHL	56	5	15	20	5	19							
	CANADA	WC	10	2	2	4	-	4							
2021-22	OTTAWA	NHL	59	11	7	18	-18	22							
	TAMPA BAY	NHL	21	5	9	14	4	17							
2022-23	TAMPA BAY	NHL	80	17	15	32	11	33							
2023-24	TAMPA BAY	NHL	82	24	22	46	-16	27							
NHL TOTALS			410	75	83	158	-33	152			34	8	4	12	14

HIGHLIGHTS

GOALS:
 Game: 2 (9x, Last: 4/4/24 at MTL)
 Season: 24 (2023-24)
 Multi-Goal Games: 9
 In 2023-24: 3
 Hat Tricks: None
 Streak: 3 GP (4/3-4/6/24, 4g)
 In 2023-24: 3 GP (4/3-4/6/24, 4g)

ASSISTS:
 Game: 3 (4/1/22 vs. CHI)
 Season: 22 (2023-24)
 Streak: 3 (10/26-11/1/22, 3a)
 In 2023-24: 2 (4/15-4/17/24, 2a)

POINTS:
 Game: 3 (5x, Last 12/21/23 vs. VGK)
 Season: 46 (2023-24)
 Multi-Point Games: 29
 In 2023-24: 11
 Streak: 5 (10/26-11/5/22, 3g, 3a)
 In 2023-24: 4 (3/7-3/16/24, 1g, 4a)

SHOOTOUT STATISTICS:
 Career: 0-1 (0%)
 In 2023-24: 0-0 (0%)

MOST PIM IN A GAME:
 10 (4/21/22 vs. TOR)

MOST SHOTS IN A GAME:
 6 (5x, Last: 11/27/23 @ COL)

NHL AND LIGHTNING FIRSTS

GAME: NHL - 2/16/16 vs. BUF
 Lightning - 3/22/22 at CAR

GOAL: NHL - 2/23/16 at EDM (Talbot)
 Lightning - 3/22/22 at CAR (Andersen)

ASSIST: NHL - 2/18/16 vs. CAR
 Lightning - 4/1/22 vs. CHI

TRANSACTIONS

Signed by Tampa Bay to a 7-year contract July 1, 2022...Traded to Tampa Bay in exchange for F Mathieu Joseph and a 2024 4th Rd. pick March 20, 2022...Re-signed to a 2-year contract by Ottawa Oct. 14, 2020...Re-signed by Ottawa to a 1-year contract July 2, 2019...Re-signed by Ottawa to a 1-year contract July 16, 2018...Signed a 3-year, entry-level contract with Ottawa Dec. 21, 2014... Acquired by Ottawa from Dallas along with forwards Alex Chiasson and Alex Guptill and the Stars' 2015 2nd Rd. pick in exchange for forwards Jason Spezza and Ludwig Karlsson on July 1, 2014.





48 NICK PERBIX

POSITION Defense **BORN** June 15, 1998 (Elk River, Minnesota)
HEIGHT 6-4 **ACQUIRED** Selected in the sixth round, 169th overall,
WEIGHT 206 at the 2017 NHL Entry Draft
SHOOTS Right **SEASON** NHL - 3rd, Lightning - 3rd

2023-2024 SEASON

Tallied two goals and 24 points in his second NHL season...Led all Lightning skaters for blocked shots with 114...Ranked tied for second on the Bolts for plus/minus (+8), behind only Victor Hedman...Ranked third among Bolts defensemen for assists (22) and points... Recorded a career-long, four-game assist and point streak, tallying five assists from January 9-18...**2024 Playoffs:** Played in two games during Tampa Bay's first round playoff matchup and averaged 17:38 TOI.

CAREER

2022-23: Notched five goals and 20 points in 69 games during his rookie NHL season...Made his NHL debut October 18 vs. Philadelphia...Ranked third among Lightning defensemen for goals, assists (15) and scoring...Ranked tied for second among rookie NHL defensemen for goals... Ranked fifth among rookie NHL defensemen for assists and scoring...Recorded his first NHL point (assist) October 26 at Anaheim... Scored his first NHL goal after netting the game-winner November 5 vs. Buffalo... Ranked fifth on the Bolts for blocked shots (65)...Finished third among Lightning defensemen for power-play time on ice (13:48)...Recorded three-assist games on January 28 vs. Los Angeles and February 21 vs. Anaheim to become the first Tampa Bay defenseman with multiple three-point games in his rookie season...Started the season with AHL Syracuse and played two games before being recalled to Tampa Bay...**2023 Playoffs:** Skated in all six playoff games, tallying three assists, ranking tied for first among Lightning defensemen for assists and scoring (3 pts.)...Posted an assist in Games 1, 4 and 5 of a First Round series vs. Toronto... Made his Stanley Cup Playoffs debut in Game 1 of a First Round series vs. Toronto... Recorded 11 blocked shots in the postseason, finishing tied for third on the Bolts...**2021-22:** Played 31 games in his senior season at St. Cloud State, recording six goals and 31 points...Led the Huskies with 25 assists... Finished second on St. Cloud for scoring and first among blueliners...Named First Team All-NCHC...Was a Hobey Baker Award nominee...Also skated in 12 games with AHL Syracuse and recorded two goals and eight points...Made his professional debut April 6, 2022 at the Toronto Marlies...Tallied his first pro point (assist) in his second pro game April 8, 2022 vs. Springfield...Scored his first pro goal April 16, 2022 vs. the Toronto Marlies...Posted points in six of the Crunch's final seven regular season contests (2 goals, 4 assists)...Appeared in five Calder Cup Playoff contests, recording an assist and a plus-three rating...**2020-21:** Appeared in 31 games and posted seven goals and 23 points...Led the Huskies for assists (16)... Finished tied for fourth nationally among defensemen for scoring and fourth for goals...Took 84 shots, tied for third among NCAA defensemen...Named Second Team All-NCHC...Runner-up for NCHC Offensive Defenseman of the Year...Earned Third Team All-USCHO honors...Garnered NCHC Frozen Faceoff All-Tournament Team and NCAA Northeast Region All-Tournament Team honors in the postseason...**2019-20:** Played in 34 games at St. Cloud St. and notched four goals and 15 points...Named to the All-NCHC Academic Team...Selected to the 2019 Mariucci Classic All-Tournament Team...**2018-19:** Played in 39 games as a rookie at St. Cloud State and recorded five goals and 20 points...Finished with a plus-24 rating and 52 blocked shots...Notched his first collegiate point with an assist at the University of Alaska Fairbanks on October 13, 2018...Named to the 2019 All-NCHC Rookie Team and All-NCHC Academic Team...Received St. Cloud State's Roland Vandell Award for the team's outstanding rookie...**2017-18:** Skated for the Omaha Lancers of the USHL and recorded four goals, 29 points and a plus-19 rating... Ranked seventh overall on the Lancers for scoring and first among defensemen... Ranked fifth on the Lancers for assists and first among defensemen...Finished tied for first among Omaha blueliners for goals... Also posted two assists in four playoff contests, ranking tied for first on the team...**International Career:** Skated in 10 games for Team USA at the 2023 IIHF Men's World Championship and tallied two goals, four points and a plus-10 rating...Competed for Team USA at the 2022 Olympics and posted an assist in a quarterfinal contest.

CAREER STATISTICS

SEASON	TEAM	LEAGUE	REGULAR SEASON							PLAYOFFS				
			GP	G	A	TP	+/-	PIM	GP	G	A	TP	PIM	
2017-18	OMAHA	USHL	56	4	25	29	19	38	4	0	2	2	14	
2018-19	ST. CLOUD STATE	NCAA	39	5	15	20	24	16	-	-	-	-	-	
2019-20	ST. CLOUD STATE	NCAA	34	4	11	15	-12	25	-	-	-	-	-	
2020-21	ST. CLOUD STATE	NCAA	31	7	16	23	8	16	-	-	-	-	-	
2021-22	ST. CLOUD STATE	NCAA	31	6	25	31	3	14	-	-	-	-	-	
	SYRACUSE	AHL	12	2	6	8	0	2	5	0	1	1	0	
2022-23	TAMPA BAY	NHL	69	5	15	20	11	22	6	0	3	3	0	
	SYRACUSE	AHL	2	0	0	0	-3	0	-	-	-	-	-	
2023-24	TAMPA BAY	NHL	77	2	22	24	8	10	2	0	0	0	2	
NHL TOTALS			147	7	37	44	19	32	8	0	3	3	2	

HIGHLIGHTS

GOALS:

Game: 1 (7x, Last: 2/15/24 vs. COL)
 Season: 5 (2022-23)
 Multi-Goal Games: None
 In 2023-24: None
 Hat Tricks: None
 Streak: 2 (11/11-11/13/22, 2g)
 In 2023-24: None

ASSISTS:

Game: 3 (2x, Last: 2/21/23 vs. ANA)
 Season: 22 (2023-24)
 Streak: 4 (1/9-1/18/24, 5a)
 In 2023-24: 4 (1/9-1/18/24, 5a)

POINTS:

Game: 3 (2x, Last: 2/21/23 vs. ANA)
 Season: 24 (2023-24)
 Multi-Point Games: 3
 In 2023-24: 5
 Streak: 4 (1/9-1/18/24, 5a)
 In 2023-24: 4 (1/9-1/18/24, 5a)

SHOOTOUT STATISTICS:

Career: 0-0 (0%)
 In 2023-24: 0-0 (0%)

MOST PIM IN A GAME:

4 (12/28/22 vs. MTL)

MOST SHOTS IN A GAME:

7 (1/10/23 vs. CBJ)

NHL AND LIGHTNING FIRSTS

GAME: 10/18/22 vs. PHI

GOAL: 11/5/22 vs. BUF (Comrie)

ASSIST: 10.26/22 at ANA

TRANSACTIONS

Re-signed to a two-year contract by Tampa Bay January 2, 2023...Signed a one-year contract with Tampa Bay March 31, 2022...Selected by Tampa Bay in the sixth round, 169th overall, at the 2017 NHL Entry Draft





21 BRAYDEN POINT

POSITION	Center	BORN	March 13, 1996 (Calgary, Alberta)
HEIGHT	5-11	ACQUIRED	Selected by the Lightning in the third round, 79th overall, at the 2014 NHL Draft
WEIGHT	175	SEASON	NHL – 9th, Lightning – 9th
SHOOTS	Right		

2023-2024 SEASON

Recorded 90 or more points for the second-straight season and third time of his career, logging 90 points in 81 games with 46 goals and 44 assists...Led the NHL with 12 game-winning goals...For the second-straight season, led the Lightning for goals and game-winning goals while ranking second for scoring...Ranked fourth among all Bolts skaters for assists...Scored 31 even-strength goals, tied with Nikita Kucherov for the team lead...Scored 15 power-play goals, the second-most among all Tampa Bay skaters and tied for the ninth-most in the NHL...Recorded a 20.3% shooting percentage, the highest among all Lightning skaters (min. 20 GP)...Skated in his 500th career NHL game on October 10 versus Nashville, becoming the 11th skater in Tampa Bay franchise history to play 500 games with the club...Notched his 500th career NHL point December 21 versus Vegas, making him the sixth player in Lightning franchise history to log 500 points with the club...**2024 Playoffs:** Appeared in all five of Tampa Bay's playoff games and picked up five points with two goals and three assists...

CAREER

2022-23: Notched 95 points in 82 games, setting a career high for goals with 51...Led the Lightning for goals and ranked 2nd in scoring...One of three Bolts to play in all 82 games...Ranked 5th in the NHL for goals and T-5th for game-winning goals (9)...Ranked 3rd on the Bolts for shots on goal with 235...Scored 20 power-play goals to lead the Lightning and ranked T-3rd in the NHL...Finalist for the Lady Byng Memorial Trophy...Scored the 200th goal of his career on February 21 versus Anaheim...Set a Lightning franchise record with goals in nine consecutive home games from December 6, 2022 to January 10, 2023...Ranked 2nd in the NHL for shooting percentage (21.7%)...Ranks fifth in Lightning franchise history for career goals (218) and eighth for career scoring (463 pts.)...One game shy of 500 career NHL games...**2023 Playoffs:** Saw action in six playoff games for the Lightning, tallying two goals and four points...**2021-22:** Recorded 28 goals and 58 points in 66 games, ranking second on the Lightning for goals and fifth for scoring...Notched 50+ points for the fourth time in his six NHL seasons...Scored 10 power-play goals to rank second on the Lightning...Was third on the Bolts with 176 shots...Set career highs for penalty minutes (33) and hits (75)...Played in his 400th career game March 24 at Boston...Recorded his 201st career assist Apr. 24 at Florida to pass Tyler Johnson and move into 10th place among Tampa Bay's all-time assist leaders... Ranked second among Tampa Bay forwards for average time on ice (19:28) and third for average power-play time on ice (3:36)...Missed a month of the season (14 games from Nov. 21-Dec. 21) due to an upper-body injury...**2022 Playoffs:** Skated in 9 playoff games, recording 2 goals and 5 points...Missed all of the 2nd Rd. vs. Florida and Eastern Conference Final vs. NY Rangers due to a lower-body injury...Returned for Games 1 and 2 of the Stanley Cup Final versus Colorado before missing the final four games due to a lower-body injury...Scored the OT game-winning goal in Game 6 of the 1st Rd. versus Toronto to become the second player in TBL history to score an OT goal in an elimination game...**2020-21:** Played in all 56 games for the Lightning, 1 of 5 Bolts players to appear in every game, posting 23 goals and 48 points...Led the team for both goals and points...Recorded a Lightning season-long tying 7 game point streak (4 goals, 7 assists) from January 30 through February 11...Ranks tied for 1st on the team for game-winning goals with 6 and was 3rd for power play goals with 6...**2021 Playoffs:** Appeared in 23 postseason games, recording 14 goals and 23 points to go along with 8 penalty minutes...Led the NHL for goals with 14 and power-play goals (7), and was 2nd for points...Finished tied for 1st for game-winning tallies with 3...Recorded a 9-game point streak from Game 3 vs. Carolina through Game 6 at NY Islanders, the 2nd longest in NHL playoff history, posting 9 goals and 4 assists)...**2019-20:** Played in 66 games with the Lightning, posting 25 goals and 64 points to go along with a +28 rating...Ranked 3rd on the Bolts for

points and 4th for goals...His career-high +28 rating ranked tied for 1st on the team and tied for 5th in the NHL...Posted a career-best 11-game point streak (3 goals, 12 assists) from Jan. 29-Feb. 17. **2020 Playoffs:** Appeared in 23 Stanley Cup Playoff games, posting 14 goals and 33 points to go along with a +12 rating and 10 penalty minutes...Led the NHL for goals and was 2nd for points...Ranked tied for 2nd in the NHL with 4 power-play goals...Netted the game-winning goal in the 5th overtime period against the Columbus Blue Jackets in Game 1 of their 1st round series...Finished the Stanley Cup Final against Dallas on a 5-game point streak (5 goals, 3 assists)...**2018-19:** Played in 79 games, registering 41 goals and 92 points to go along with 28 penalty minutes...Ranked 2nd on the Lightning for goals, 3rd for assists and points...Ranked tied for 6th in the NHL for goals and 12th for points...Led NHL for power-play goals with 20 and is tied for 6th for power-play points (35)...Ranked 2nd in the NHL for shooting percentage (21.5%)...Set career highs for goals, assists and points...**2019 Playoffs:** Appeared in 4 Stanley Cup Playoff games, posting a goal and 5 penalty minutes...**2017-18:** Played in all 82 games with the Lightning, recording 32 goals and 66 points to go along with 24 penalty minutes...Ranked tied for 1st in the NHL with 12 game-winning goals and 2nd in the league for overtime goals with 4...Ranked 2nd on the Bolts for shots on goal (217) and goals...Ranked 3rd on the Lightning for points and plus/minus (+18)...Set career highs for games played, goals, assists and points...Named to his 1st NHL All-Star Game...Appeared in 17 Stanley Cup Playoff games, posting 7 goals and 16 points to go along with 10 penalty minutes...Ranked tied for 2nd on the team for points and was tied for the team lead with 7 goals...Recorded 3 goals and 6 points in the Eastern Conference Final against Washington, including 3 multi-point games...Matched Lightning franchise record for points in a playoff game, tallying a goal and 4 points in Game 2 versus Boston...**2016-17:** Played in 68 games with the Lightning during his rookie season, posting 18 goals and 40 points to go along with 14 penalty minutes...Ranked 8th in the NHL among rookies for points and tied for 9th for goals...Notched 5 power-play goals, ranking tied for 5th in the NHL among rookies...Posted career-best 3 point game in season finale against Buffalo, recording 2 goals and a helper...Posted career-long point streak from 2/10-2/19 (3 goals, 2 assists)...Missed 14 games from 12/29-1/26 with upper-body injury...Scored 1st career NHL goal on 11/5 vs. NJD (Schneider)...Made NHL debut on 10/13 vs. DET...Skated in 10 games for Team Canada at the 2017 IIHF World Championships, posting 4 goals and 5 points as Canada earned the Silver Medal...**2015-16:** Played in 48 games for the Moose Jaw Warriors of the Western Hockey League, posting 35 goals and 88 points...Served as captain of the Warriors for the second straight year...Ranked 2nd on Moose Jaw for goals, assists (53) and points, while pacing the club for plus/minus (+24)...Ranked 11th in

the WHL for points despite only appearing in 48 games...Skated in 10 WHL playoff games for the Warriors, recording 6 goals and 16 points...Also appeared in 5 games for Team Canada at the World Junior Championships, posting a goal and 5 points...**2014-15:** Skated in 60 games for Moose Jaw, recording a team-best 38 goals and 87 points...Served as captain of the Warriors...Ranked tied for 8th in the WHL for points...Skated in 7 games for Team Canada at the 2015 World Junior Championships, recording 2 goals and 4 points while helping Canada to the Gold Medal...Also played in 9 regular season games for the Crunch, posting 2 goals and 4 points...Made pro/AHL debut with the Crunch on 3/28 vs. Rochester...Skated in 2 Calder Cup Playoff games with the

Crunch...**2013-14:** Played in 72 games with Moose Jaw, registering 36 goals and 91 points to go along with 53 penalty minutes...Set career highs for assists (52) and points...Ranked tied for 12th in the WHL for points...Led the Warriors for goals, assists and points...Served as an assistant captain for Moose Jaw...**2012-13:** Appeared in 67 games in first full season with the Warriors, recording 24 goals and 57 points...Ranked 4th among all rookie skaters for points and was 3rd for both goals and assists...**2011-12:** Played in 5 regular season games with Moose Jaw, notching a goal and 2 penalty minutes...Also appeared in 14 WHL postseason games, registering 7 goals and 10 points.

CAREER STATISTICS

SEASON	TEAM	LEAGUE	REGULAR SEASON											PLAYOFFS				
			GP	G	A	P	+/-	PIM	PPG	SHG	GWG	S	GP	G	A	P	PIM	
2011-12	MOOSE JAW	WHL	5	1	0	1	-	0	-	-	-	-	-	14	7	3	10	2
2012-13	MOOSE JAW	WHL	67	24	33	57	-	26	-	-	-	-	-	-	-	-	-	-
2013-14	MOOSE JAW	WHL	72	36	55	91	-	53	-	-	-	-	-	-	-	-	-	-
2014-15	MOOSE JAW	WHL	60	38	49	87	-	46	-	-	-	-	-	-	-	-	-	-
	SYRACUSE	AHL	9	2	2	4	-	2	-	-	-	-	2	0	0	0	0	
	CANADA	WJC-20	7	2	2	4	-	4	-	-	-	-	-	-	-	-	-	
2015-16	MOOSE JAW	WHL	48	35	53	88	-	36	-	-	-	-	10	6	10	16	10	
	CANADA	WJC-20	5	1	4	5	-	0	-	-	-	-	-	-	-	-	-	
2016-17	TAMPA BAY	NHL	68	18	22	40	4	14	5	0	2	122	-	-	-	-	-	
	CANADA	WC	10	4	1	5	-	0	-	-	-	-	-	-	-	-	-	
2017-18	TAMPA BAY	NHL	82	32	34	66	18	24	5	3	12	217	17	7	9	16	10	
2018-19	TAMPA BAY	NHL	79	41	51	92	27	28	20	0	7	191	4	1	0	1	5	
2019-20	TAMPA BAY	NHL	66	25	39	64	28	11	8	0	4	141	23	14	19	33	10	
2020-21	TAMPA BAY	NHL	56	23	25	48	2	11	6	0	6	131	23	14	9	23	8	
2021-22	TAMPA BAY	NHL	66	28	30	58	-5	33	10	0	4	176	9	2	3	5	4	
2022-23	TAMPA BAY	NHL	82	51	44	95	2	7	20	0	9	235	6	2	4	2		
2023-24	TAMPA BAY	NHL	81	46	44	90	-16	14	15	0	12	227	5	2	3	5	2	
NHL TOTALS			580	264	289	553	60	142	89	3	56	1,440	87	42	45	87	41	

HIGHLIGHTS

GOALS:

Game: 3 (4x, Last: 3/14/24 vs. NYR)
 Season: 51 (2022-23)
 Multi-Goal Games: 38
 In 2023-24: 8
 Hat Tricks: 4
 Streak: 7 (2/21-3/4/23, 7g)
 In 2023-24: 4 (3/19-3/27/24, 6g)

ASSISTS:

Game: 4 (10/30/18 vs. NJD)
 Season: 51 (2018-19)
 Streak: 9 (1/29-2/13/20, 11a)
 In 2023-24: 4 (2x, Last: 11/4-11/9/23, 4a)

POINTS:

Game: 6 (3/14/24 vs. NYR)
 Season: 95 (2022-23)
 Multi-Point Games: 144
 In 2023-24: 23
 Streak: 12 (1/29-2/22/20, 4g, 12a)
 In 2023-24: 9 (2/15-3/2/24, 7g, 4a)

SHOOTOUT STATISTICS:

Career: 18/40 (45%)
 In 2023-24: 2/4 (50%)

MOST PIM IN A GAME:

7 (3x, Last: 1/18/22 at LAK)

MOST SHOTS IN A GAME:

9 (12/6/22 vs. DET)

NHL AND LIGHTNING FIRSTS


GAME: 10/13/16 vs. DET

GOAL: 10/13/16 vs. DET

ASSIST: 10/15/16 vs. NJD

TRANSACTIONS

Re-signed by the Lightning to an eight-year contract on 7/28/21...Re-signed by the Lightning to a 3-year contract on 9/23/2019...Signed by the Lightning to 3-year entry level contract on 3/26/2015.





**RADDYSH
VS. THE NHL**

	GP	G	A	P
ANA	2	0	1	1
ARI	3	1	0	1
BOS	5	0	0	0
BUF	5	0	0	0
CGY	2	0	0	0
CAR	4	0	1	1
CHI	2	0	0	0
COL	3	0	0	0
CBJ	3	0	1	1
DAL	2	0	0	0
DET	4	0	0	0
EDM	2	0	3	3
FLA	4	1	1	2
LAK	2	0	0	0
MIN	2	2	1	3
MTL	6	0	1	1
NSH	2	0	0	0
NJD	6	1	1	2
NYI	5	1	4	5
NYR	5	1	0	1
OTT	5	0	1	1
PHI	3	0	6	6
PIT	4	0	0	0
SJS	2	0	1	1
SEA	2	0	2	2
STL	2	0	0	0
TOR	5	0	2	2
VAN	2	0	1	1
VGK	2	0	1	1
WSH	4	0	1	1
WPG	3	0	0	0

43 DARREN RADDYSH

POSITION Defense **BORN** February 28, 1996 (Toronto, Ontario)
HEIGHT 6-1 **ACQUIRED** Signed as a free agent on July 28, 2021
WEIGHT 202 **SEASON** NHL - 4th, Lightning - 4th
SHOOTS Right

2023-2024 SEASON

Was one of three Lightning skaters to play in all 82 regular season games...Raddysch scored six goals and tallied 33 points during his first full NHL season...He ranked second among Bolts blueliners in goals, assists (27), points, power-play goals (1), power-play points (7) and shots on goal (101)...Raddysch scored two game-winning goals, including an overtime winner on January 11 vs. New Jersey, tied with Victor Hedman for the most among Lightning defensemen...Raddysch ranked first among Lightning defensemen for penalties drawn with 14...On March 9 versus Philadelphia, Darren Raddysch set the Lightning single-game record for the most assists by a defenseman, chipping in five helpers in Tampa Bay's 7-0 win over the Flyers...He also became the first blueliner in Lightning history to record three assists in the opening frame.

CAREER

2022-23: Played 17 regular season games, 25 points and a plus-four rating...Ranked joining the Lightning on March 2 after second among Crunch blueliners for goals being recalled from their AHL affiliate in first season in the Lightning organization... night against Pittsburgh...Skated in 17 of Also contributed two assists in five games the Bolts' final 22 regular season games... for Syracuse in the postseason...2020-21: Recorded a goal and three points in the first season in the AHL, recording two goals and 15 points to go regular season, notching his first career NHL points with two assists April 1 versus the NY Islanders and scoring his first NHL goal tied for 1st among Wolf Pack defensemen his next game April 5 at the NY Rangers... for assists (13) and points...2019-20: Played Also skated in 50 games for AHL Syracuse in 62 games for the Wolf Pack, collecting and recorded 13 goals and 51 points...Led all six goals and 28 points to go along with 33 Crunch defensemen for scoring and ranked penalty minutes...Ranked tied for 1st among fourth overall on the Crunch...Ranked tied fir Hartford defensemen for assists with 22 third among all AHL blueliners for scoring... and was 2nd for points...2018-19: Split time Named to the 2022-23 AHL First All-Star between Rockford and Hartford, registering Team...Represented the Crunch at the 2023 nine goals and 30 points...Set career AHL AHL All-Star Classic...2023 Playoffs: Skated in all six of Tampa Bay's games in the 2023 Stanley Cup Playoffs and tallied a goal and an assist...Scored his first career playoff goals and 26 points in 54 games with the Ice goal Game 3 of the First Round vs. Toronto... Rockford, tallying five goals and 22 points... Tallied his first career playoff assist Game 6 of Also appeared in nine AHL postseason Game of the First Round vs. Toronto...Averaged 25:13 games for the Ice Hogs, notching a pair of time on ice, second most on the Lightning behind only Mikhail Sergachev (26:55)... registering five seasons, collecting 41 goals and 184 2021-22: Skated in four games for the five seasons, collecting 41 goals and 184 Lightning during the 2021-22 regular season, points...Skated in five Memorial Cup games, notching two shots and a plus-one rating... registering three goals and eight points... Made his NHL debut December 30 at Florida Won an OHL championship in 2017 with and recorded three blocked shots and a hit in the Otters and led all OHL defensemen for 14:57 time on ice...Played in 61 regular season scoring with 80 points for the 2016-17 season. games for Syracuse and posted 7 goals,

CAREER STATISTICS

SEASON	TEAM	LEAGUE	REGULAR SEASON							PLAYOFFS				
			GP	G	A	TP	+/-	PIM	GP	G	A	TP	PIM	
2012-13	ERIE	OHL	24	0	2	2	-12	2	-	-	-	-	-	
2013-14	ERIE	OHL	60	3	10	13	26	27	2	0	0	0	2	
2014-15	ERIE	OHL	60	14	34	48	32	38	20	2	7	9	18	
2015-16	ERIE	OHL	66	8	32	40	27	80	13	4	5	9	8	
2016-17	ERIE	OHL	62	16	65	81	62	63	22	8	14	22	14	
2017-18	ROCKFORD	AHL	66	5	17	22	10	26	9	0	2	2	4	
2018-19	ROCKFORD	AHL	54	8	18	26	6	20	-	-	-	-	-	
	HARTFORD	AHL	22	1	3	4	-10	16	-	-	-	-	-	
2019-20	HARTFORD	AHL	62	6	22	28	12	33	-	-	-	-	-	
2020-21	HARTFORD	AHL	24	2	13	15	1	12	-	-	-	-	-	
2021-22	TAMPA BAY	NHL	4	0	0	0	1	0	-	-	-	-	-	
	SYRACUSE	AHL	61	7	18	25	4	40	5	0	2	2	2	
2022-23	TAMPA BAY	NHL	17	1	2	3	-4	4	6	1	1	2	2	
	SYRACUSE	AHL	50	13	38	51	19	40	-	-	-	-	-	
2023-24	TAMPA BAY	NHL	82	6	27	33	-3	21	3	0	0	0	0	
NHL TOTALS			103	7	29	36	-6	25	9	1	1	2	2	

HIGHLIGHTS

GOALS:
 Game: 2 (1/4/24 at MIN)
 Season: 6 (2023-24)
 Multi-Goal Games: 1 (1/4/24 at MIN)
 In 2023-24: 1 (1/4/24 at MIN)
 Hat Tricks: None
 Streak: None
 In 2023-24: None

ASSISTS:
 Game: 5 (3/9/24 vs. PHI)
 Season: 27 (2023-24)
 Streak: 3 (10/24-10/30/23, 3a)
 In 2023-24: 3 (10/24-10/30/23, 3a)

POINTS:
 Game: 5 (3/9/24 vs. PHI)
 Season: 33 (2023-24)
 Multi-Point Games: 4
 In 2023-24: 3
 Streak: 3 (3x, Last: 1/23-1/27/24, 1g, 2a)
 In 2023-24: 3 (3x, Last: 1/23-1/27/24, 1g, 2a)

SHOOTOUT STATISTICS:
 Career: 0-0 (0%)
 In 2023-24: 0-0 (0%)

MOST PIM IN A GAME:
 5 (2/10/24 at CBJ)

MOST SHOTS IN A GAME:
 5 (1/27/24 vs. NJD)

NHL AND LIGHTNING FIRSTS

GAME: 12/30/21 at FLA

GOAL: 4/5/23 at NYR (Shesterkin)

ASSIST: 4/1/23 vs. NYI

TRANSACTIONS

Re-signed by the Lightning to a two-year, one-way contract 8/23/23...Re-signed by Tampa Bay to a two-year, two-way contract 6/30/22...Signed by the Lightning to a one-year, two-way contract 7/28/21...Signed by the NY Rangers to a one-year, two-way contract 10/16/20...Signed by Chicago to a two-year, two-way contract 5/21/18





SHEARY VS. THE NHL

	GP	G	A	P
ANA	14	3	0	3
ARI	11	2	4	6
BOS	31	9	5	14
BUF	27	6	9	15
CGY	13	4	3	7
CAR	23	4	8	12
CHI	10	2	5	7
COL	11	1	2	3
CBJ	23	7	4	11
DAL	10	2	1	3
DET	24	3	4	7
EDM	13	4	3	7
FLA	19	3	8	11
LAK	12	1	2	3
MIN	14	0	3	3
MTL	18	4	5	9
NSH	11	0	5	5
NJD	35	8	7	15
NYI	33	6	4	10
NYR	33	9	4	13
OTT	26	4	10	14
PHI	33	9	8	17
PIT	18	7	6	13
SJS	13	3	4	7
SEA	4	3	1	4
STL	12	3	2	5
TBL	22	6	6	12
TOR	24	3	4	7
VAN	12	2	3	5
VGK	10	0	3	3
WSH	17	4	5	9
WPG	12	2	5	7

73 CONOR SHEARY

POSITION	Left Wing	BORN	June 8, 1992 (Winchester, Massachusetts)
HEIGHT	5-8	ACQUIRED	Signed as a free agent to a three-year contract on July 1, 2023
WEIGHT	182	SEASON	NHL – 10th, Lightning – 2nd
SHOOTS	Left		

2023-2024 SEASON

Skated in 57 regular season games in his first season with Tampa Bay, recording 15 points with four goals and 11 assists while averaging 11:06 time on ice per game...Made his Lightning debut October 13 versus Nashville, logging 12:04 time on ice...Recorded his first point with the Bolts October 19 versus Vancouver, recording the primary assist on Mikey Eyssimont's game-tying goal at the 15:43 mark of the second period...Scored his first goal with Tampa Bay November 2 at Columbus, beating Elmer Merzlikins with a go-ahead goal at the 4:42 mark of the second period...Ranked tied for eighth for points among all Bolts forwards.

CAREER

2022-23: Skated in all 82 regular season games for the first time in his NHL career and was the only Washington Capital to do so...Finished among the team leaders in goals with 15 (4th), assists with 22 (T-6th), points with 37 (5th) and a +9 plus/minus (T-2nd)...Ranked T-3rd in shots on goal (154), matching his career-high...Also matched his career high in penalty minutes with 22...Ranked 4th among Capitals forwards in shorthanded time on ice (1:41)... Skated in his 500th career NHL game on January 26 against the Penguins...Scored the first shorthanded goal of his career on October 24 at New Jersey...**2021-22:** Skated in 71 games for the Capitals and recorded 19 goals and 43 points...Ranked 4th for goals, 5th for points and 6th for assists (24)...Scored five game-winning goals, tied for the most on the team...Notched his 100th career goals and 200th career point in the same game on March 5 versus Seattle... Played in his 400th career game on December 11 at Buffalo...Registered a career-long, five game point streak from December 10-19 (2-4-6 pts.)...Appeared in six playoff games and registered one assist...**2020-21:** Saw action in 53 games with the Capitals in an abbreviated season...Ranked 4th on the team in goals (14) and T-10th in scoring (14-8-22 pts.)...Registered 88 shots on goal, good for the 5th most on the team and 4th among Caps forwards...Tallied the fifth-most takeaways on the team with 25... Also saw action in five playoff games where he recorded one goal...**2019-20:** Skated in 63 games between the Sabres and Penguins...In 55 games with Buffalo, he registered nine goals and 19 points...On February 24, he was traded from Buffalo to Pittsburgh along with Evan Rodrigues in exchange for Dominik Kahun...Skated in eight games with Pittsburgh to finish the season and recorded one goal and four points...Played in four playoff games with the Penguins and notched two assists...**2018-19:** Appeared in 78 games for the Sabres and posted 14 goals and 34 points... Established a new career high in powerplay points with six...His 14 goals ranked T-5th on the Sabres and his 20 assists and 34 points each ranked 6th...Ranked 6th among Sabres forwards for blocked shots (29) and 4th for takeaways (35)...Appeared in his 200th NHL game on December 8 at Montreal...**2017-18:** Skated in 79 games for the Penguins and tallied 18 goals and 30 points...Ranked 6th for goals and 9th among Penguins forwards for both assists (12) and points...Ranked T-4th among Penguins forwards for takeaways (36) and 7th for shots on goal (142)...Had the least amount of penalty minutes (10) among the nine Penguins players who played in at least 75 games...**2016-17:** Skated in 61 games for the Penguins and registered career

highs in goals (23), assists (30) and points (53)... Ranked T-3rd for goals, 5th for assists and 4th for points...Finished with a plus/minus rating of +24 to rank 3rd among Penguins skaters...Tied for the team lead in game-winning goals with six...Took 154 shots on goal, tied for the 5th most on the team...Skated in his 100th NHL game on March 29 against Chicago...**2017 Playoffs:** Won the Stanley Cup with the Pittsburgh Penguins, playing 22 games and posting two goals and seven points...Ranked T-9th among Penguins forwards for goals and scoring...His five assists ranked 7th among forwards...Registered nine takeaways to rank T-5th among forwards...Also ranked T-5th in shots on goal, firing 44...**2015-16:** Played 44 games in his rookie season with the Pittsburgh Penguins and recorded seven goals and 10 points...Skated in his first NHL game on December 16 at Boston...Scored his first NHL goal two days later on December 18 versus Boston...Led Penguins rookies in goals and ranked 3rd in scoring...Ranked 3rd on the team in shooting percentage (13.7%), behind Sidney Crosby and Evgeni Malkin...Also saw action in 30 games with the Wilkes-Barre/Scranton Penguins of the American Hockey League (AHL) and recorded seven goals, 29 assists and 36 points...**2016 Playoffs:** Skated in 23 of the Penguins 24 games en-route to a Stanley Cup...Registered four goals and led Penguins rookies with 10 points...Scored the Penguins first ever overtime game-winning goal at home in the Stanley Cup Final in game two against the Sharks...**2014-15:** Skated in 58 games with AHL Wilkes-Barre/Scranton and tallied 20 goals and 45 points to lead the team in scoring...Also skated in eight playoff games for Wilkes-Barre/Scranton and registered 12 points (5-7-12 pts.)...**2013-14:** Was named Captain in his senior season at the University of Massachusetts-Amherst where he recorded nine goals and 28 points in 34 games...His 19 assists and 28 points led the team...Scored his 100th collegiate point on February 14 at UMass-Lowell...**2012-13:** One of five players on UMass-Amherst to skate in all 34 games...Tallied 11 goals and 27 points...His 12 power-play points led the team and his 5 power-play goals ranked T-10th in Hockey East...Ranked 2nd in assists and points and ranked 3rd in goals...**2011-12:** Skated in all 36 games in his Sophomore season at UMass-Amherst and pointed in 25 of those games...He ranked among the team leaders in goals with 12 (T-3rd), assists with 23 (2nd) and points with 35 (2nd)...Maintained a +15 plus/minus rating to lead the team...Won 60% of the faceoffs he took (66-of-110)...**2010-11:** Played in all 34 games as a Freshman at UMass-Amherst and tallied six goals and fourteen points.

CAREER STATISTICS

SEASON	TEAM	LEAGUE	GP	REGULAR SEASON						PLAYOFFS				
				G	A	TP	+/-	PIM	GP	G	A	TP	PIM	
2010-11	UMASS-AM	NCAA	34	6	8	14	-5	12	-	-	-	-	-	
2011-12	UMASS-AM	NCAA	36	12	23	35	15	10	-	-	-	-	-	
2012-13	UMASS-AM	NCAA	34	11	16	27	-6	29	-	-	-	-	-	
2013-14	UMASS-AM	NCAA	34	9	19	28	-4	2	-	-	-	-	-	
	WILKES-BARRE	AHL	2	0	0	0	0	0	15	6	5	11	0	
2014-15	WILKES-BARRE	AHL	58	20	25	45	0	8	8	5	7	12	2	
2015-16	PITTSBURGH	NHL	44	7	3	10	-1	8	23	4	6	10	8	
	WILKES-BARRE	AHL	30	7	29	36	8	4	-	-	-	-	-	
2016-17	PITTSBURGH	NHL	61	23	30	53	24	22	22	2	5	7	4	
2017-18	PITTSBURGH	NHL	79	18	12	30	2	10	12	0	2	2	2	
2018-19	BUFFALO	NHL	78	14	20	34	-18	12	-	-	-	-	-	
2019-20	BUFFALO	NHL	55	9	10	19	-4	8	-	-	-	-	-	
	PITTSBURGH	NHL	8	1	3	4	-1	2	4	0	2	2	2	
2020-21	WASHINGTON	NHL	53	14	8	22	-1	14	5	1	0	1	2	
2021-22	WASHINGTON	NHL	71	19	24	43	-2	14	6	0	1	1	0	
2022-23	WASHINGTON	NHL	82	15	22	37	9	22	-	-	-	-	-	
2023-24	TAMPA BAY	NHL	57	4	11	15	-3	12	-	-	-	-	-	
NHL TOTALS			588	124	143	267	5	124	72	7	16	23	18	

HIGHLIGHTS

GOALS:

Game: 2 (16x, Last: 3/5/22 vs. SEA)
 Season: 23 (2016-17)
 Multi-Goal Games: 16
 In 2023-24: 0
 Hat Tricks: None
 Streak: 3 (11/3-11/8/18, 3g)
 In 2023-24: 2 (3/7-3/9/24, 2g)

ASSISTS:

Game: 3 (3/19/17 at FLA)
 Season: 30 (2016-17)
 Streak: 5 (2x, Last: 12/23/22-1/3/23, 7a)
 In 2023-24: 2 (12/19-12/21/23, 2a)

POINTS:

Game: 3 (6x, Last: 4/13/21 vs. PHI)
 Season: 53 (2016-17)
 Multi-Point Games: 46
 In 2023-24: 3
 Streak: 5 (2x, Last: 12/23/22-1/3/23, 1g, 7a)
 In 2023-24: 2 (2x, Last: 3/7-3/9/24, 2g, 1a)

SHOOTOUT STATISTICS:

Career: 1-4 (25%)
 In 2023-24: 0-0 (0%)

MOST PIM IN A GAME:

6 (3/8/17 at WPG)

MOST SHOTS IN A GAME:

8 (3/11/17 at VAN)

TRANSACTIONS

Signed a three-year contract with the Tampa Bay Lightning on July 1, 2023...Re-signed to a two-year deal with the Capitals on April 14, 2021...Signed a one-year contract with the Capitals on December 22, 2020...Traded from the Buffalo Sabres to the Pittsburgh Penguins in exchange for Dominik Kahun on February 24, 2020...Traded from the Pittsburgh Penguins to the Buffalo Sabres on June 27, 2018 in exchange for a conditional fourth-round pick in the 2019 NHL Draft...Re-signed with the Penguins to a three-year deal on July 30, 2017...Signed to a two-year, entry-level contract with the Pittsburgh Penguins on July 1, 2015.

NHL AND LIGHTNING FIRSTS

GAME: NHL – 12/16/15 at BOS
 Lightning – 10/10/23 vs. NSH

GOAL: NHL – 12/18/15 vs. BOS (Rask)
 Lightning – 11/2/23 at CBJ (Merzlikins)

ASSIST: NHL – 12/18/15 vs. BOS
 Lightning – 10/19/23 vs. VAN





88 ANDREI VASILEVSKIY

POSITION Goaltender **BORN** July 25, 1994 (Tyumen, Russia)
HEIGHT 6-8 **ACQUIRED** Selected in the first round, 19th overall, at the 2012 NHL Draft
WEIGHT 228 **SEASON** NHL – 11th, Lightning – 11th
CATCHES Left

2023-2024 SEASON

Missed the first 20 games of the season after undergoing a successful microsdisectomy to address a lumbar disc herniation in the offseason...Returned to action on November 24 at Carolina, earning a win as he made 22 saves on 24 shots on goal...Vasilevskiy led NHL goaltenders in wins from December 1 to the end of the regular season with 29...He recorded two assists, marking the eighth consecutive season that he has posted at least one point...He finished the season with a 30-20-2 record with two shutouts in 52 starts for the Bolts, marking his seventh consecutive 30+ win season...On December 14 at Edmonton, Vasilevskiy recorded 53 saves in a 7-4 Lightning victory, the second-most saves in his career...**2024 Playoffs:** Started all five games for the Bolts in their first-round series with the Florida Panthers...He finished with a .897 save percentage and a 3.22 goals-against average.

CAREER

2022-23: Finished the season 34-22-4 in 60 starts with a 2.65 goals-against average and .915 save percentage...Recorded 30-plus wins for the sixth time in his career and sixth-consecutive season...Finished sixth in the NHL for wins, ending a streak where he finished first or tied for first in the NHL for wins at five-straight seasons...Ranked tied for third in the NHL for home wins (20)...Ranked tied for fifth in the NHL for starts and seventh for games played (60)...Finished fifth in the NHL for saves (1,716)...Notched four shutouts on the season, ranking tied for fifth in the NHL...Tied a Tampa Bay regular season record for number of saves in a shutout after making all 45 stops Feb. 25 at Detroit...Also recorded shutouts Feb. 9 vs. Colorado, March 28 at Carolina and April 1 vs. NY Islanders...Notched shutouts in two of his last five regular season starts...Recorded a .932 save percentage over his last five regular season starts...Made the second-most saves of his career for a regular season contest (52) in a shootout loss Nov. 3 vs. Carolina...Was selected to participate in the NHL All-Star Game for the fifth time in his career...**2023 Playoffs:** Started all six playoff games and went 2-4 with a 3.56 goals-against average and .875 save percentage...Three of his four losses in a First Round series vs. Toronto came in overtime...Made his 100th career playoff start in Game 1 of a First Round series vs. Toronto...**2021-22:** Appeared in 63 games and finished 39-18-5 with a 2.49 goals-against average and .916 save percentage...Ranked tied for first in the NHL for wins with Florida's Sergei Bobrovsky...Ended the season first or tied for first in the NHL for wins for the fifth-straight season, becoming the first goalie in the NHL's expansion era (since 1967-68) and third in League history to at least share the NHL lead in wins in five consecutive seasons...Ranked tied for third in the NHL for starts (63), fifth for saves (1,712) and ninth for GAA...Made the second-most starts of his career, and his 39 wins were tied for the second most of his career...Had a season-long seven-game win streak Dec. 2-21 that tied for the fourth longest in the NHL in 2021-22...Notched a 17-save shutout Nov. 26 vs. Seattle for his second shutout of the season and 200th career NHL win...Selected to participate in his fourth NHL All-Star Game...**2022 Playoffs:** Started all 23 playoff games and went 14-9 with a 2.52 GAA and .922 save percentage...Stopped all 49 shots Game 4 of 2nd Rd. vs. Florida for his sixth career shutout in a series-clinching win...Won six-straight games from Game 6 of 1st Rd. vs. Toronto through Game 4 of 2nd Rd. vs. Florida to tie the longest win streak of his playoff career...Earned his 63rd career playoff win Game 5 of the Stanley Cup Final at Colorado for the second most among active NHL goalies and tied for the 13th most all-time in NHL history...**2020-21:** Appeared in 42 games for the Lightning, posting a league-leading 31 wins to go along with a 2.21 goals-against average, .925 save percentage and five shutouts...Ranked tied for 3rd in the NHL with 5 shutouts and is 9th for save percentage...Set Lightning record for a win streak (12 straight, T-7th longest in NHL history) on March 23 against Dallas...Posted shutout streak of 228:09 from February 22

through March 4...Recorded 3rd consecutive shutout on March 2 at Dallas, becoming 1st Lightning goalie to post 3 shutouts in a row...**2021 Playoffs:** Appeared in all 23 postseason games, registering a record of 16-7 to go along with a 1.90 goals-against average and .937 save percentage...Won the Conn Smythe Trophy as the league's MVP of the playoffs...Set career-high with 5 shutouts, including shutting out each series-closing game...**2019-20:** Appeared in 52 games with the Lightning, compiling a record of 35-14-3 to go along with a 2.56 goals-against average and .917 save percentage...Named a finalist for the Vezina Trophy for the 3rd consecutive time...Selected to the NHL All-Star Game...Led the NHL for wins with 35...Ranked 3rd in the NHL for saves with 1,472...Passed Ben Bishop to become the Lightning's franchise all-time goalie games leader on Dec. 7 (228 games played)...Recorded a 21-game loss-less streak from Dec. 17 through Feb. 15 (19-0-2), which was a Lightning franchise record...Became the Lightning's all-time leader for wins with 132nd victory on Nov. 23 against Anaheim...**2020 Playoffs:** Appeared in all 25 Lightning playoff games, posting 18 wins to go along 1.80 goals-against average and .927 save percentage...Led all NHL goaltenders for wins and save percentage...Post 1st career playoff shutout in Game 6 of the Stanley Cup Final against Dallas, posting 22 saves...**2018-19:** Appeared in 53 games, posting a record of 39-10-4 to go along with a 2.40 goals-against average and .925 save percentage and 6 shutouts...Won the Vezina Trophy...Set career bests for goals-against average and save percentage...Ranked 1st in the NHL for wins, 9th for goals-against average, tied for 6th for save percentage and tied for 4th for shutouts...Became the Lightning's all-time saves leader (5,739) passing Ben Bishop with 13 saves on March 25 vs. Boston...Set Lightning record for saves in a game with 54 on March 20 at Washington...Played in his 2nd All-Star Game...Missed 14 games from November 15 through December 10 with a fractured left foot...Became the Lightning's all-time leader for shutouts...**2019 Playoffs:** Appeared in 4 Stanley Cup Playoff games...**2017-18:** Appeared in 65 games with the Bolts, posting a record of 44-17-3 to go along with a 2.62 goals-against average and .920 save percentage with 8 shutouts...Set a franchise record for shutouts in a season and moved into 2nd place on the Bolts' all-time wins list...Ranked tied for 1st in the NHL for wins and shutouts...Made his 1st NHL All-Star appearance...Recorded career-best shutout streak (18:44) from December 28 through January 4...Tied franchise best 9-game win streak (in decisions) from October 9-30...Finalist for the Vezina Trophy...Appeared in 17 Stanley Cup Playoff games, posting a record of 11-6 to go along with a 2.58 goals-against average and .918 save percentage...Ranked 3rd for both wins and saves (481) in the NHL...**2016-17:** Appeared in 50 games with the Lightning, posting a record of 23-17-7 to go along with a 2.61 goals-against average and .917 save percentage...Led all Lightning goaltenders for games played, wins, shutouts (2) and save percentage...Recorded consecutive shutouts from 11/14-19...Went 6-1-1 over final 8 games of the

regular season...Earned 2nd career assist on 1/24 at CHI...Appeared in 10 games for Team Russia at the 2017 IIHF World Championships, posting a record of 6-2, helping his country to the Bronze Medal...Also named to Team Russia for the World Cup, but did not play...**2015-16:** Appeared in 24 games with the Lightning, compiling a record of 11-10-0 to go along with a 2.76 goals-against average and .910 save percentage...Set career highs for games played, games started (21) and wins...Recorded 2nd career shutout on 1/27 vs. TOR...Missed the 1st 9 games of the regular season after having surgery to remove blood clot on 9/3...Also appeared in 8 postseason games, registering a record of 3-4 to go along with a 2.76 goals-against average and .925 save percentage...Set Lightning record for saves (44) in regulation time in Game 3 of ECF vs. PIT...Became 1st goalie to record 1st 2 career playoff wins in relief effort since Olaf Kolzig (1995-96)...**2014-15:** Played in 16 games for the Lightning, compiling a record of 7-5-1 to go along with a 2.36 goals-against average and .918 save percentage...Ranked tied for 6th among rookie goalies in the NHL for wins...Made 28 saves for his 1st career NHL shutout on 3/3 vs. BUF...Set a new Lightning rookie franchise record with 45 saves on 12/20 at NYI...Made 23 saves on 24 saves, picking up the win in his NHL debut on 12/16 at PHI...Appeared in 25 games with the Syracuse Crunch, registering a record of 14-6-5 to go along with a 2.45 goals-against average and .917 save percentage...Named CCM/AHL

Player of the Week on 12/15, posting a 2-0-0 record with a 0.50 goals-against average and .982 save percentage during the week...Appeared in 4 games with the Bolts during the postseason, compiling a record of 1-1 to go along with a 3.19 goals-against average and .895 save percentage...Made his Stanley Cup Playoffs debut in Game 4 against Montreal in the second round...Started Game 4 of the Stanley Cup Final, making 17 saves on 19 shots...Recorded his 1st career playoff win in Game 2 vs. Chicago in the Final in a relief effort...Became the 1st goalie to win his 1st career playoff game in a relief effort in the Stanley Cup Final since 1928...**2013-14:** Played 28 games for Salavat Yulayev Ufa of the KHL for the 2013-14 season, recording 28 wins and 14 losses... Played 6 games for Russia in the World Junior Championships, registering a 4-2 record... Played in 2 games for Russia in the World Championships, recording 1 win...**2012-13:** Played in 27 games for Tolpar Ufa, recording a 1.93 goals-against average and .930 save percentage...Played in 4 games for Russia at the World Junior Championships, posting a 3-1 record to go along with a 1.81 goals-against average and .950 save percentage...Won the Bronze Medal...**2011-12:** Played in 27 games for Tolpar Ufa, notching a 2.23 goals-against average and .931 save percentage... Appeared in 5 games for Russia at the World Junior Championships, registering a record of 4-1 and helped his country win the Silver Medal.

CAREER STATISTICS

SEASON TEAM		REGULAR SEASON										PLAYOFFS							
SEASON	TEAM	LEAGUE	GP	W	L	T	OT	SO	GA	SA	SV%	GAA	GP	W	L	SO	GA	SV%	GAA
2010-11	TOLPAR UFA	MHL	14	-	-	-	-	0	-	-	.937	1.81	-	-	-	-	-	-	-
2011-12	TOLPAR UFA	MHL	27	-	-	-	-	-	-	-	.931	2.23	2	-	-	-	-	-	2.23
	RUSSIA	WJC	5	4	1	-	-	2	-	-	.953	2.01	-	-	-	-	-	-	-
2012-13	TOLPAR UFA	MHL	27	-	-	-	-	0	-	-	.930	1.93	3	-	-	-	-	-	2.85
	SALAVAT UFA	KHL	8	4	1	-	-	1	-	-	.924	2.22	-	-	-	-	-	-	-
	RUSSIA	WJC	4	3	1	-	-	1	-	-	.950	1.81	-	-	-	-	-	-	-
2013-14	SALAVAT UFA	KHL	28	14	8	-	5	0	-	-	.923	2.21	18	-	-	-	-	-	1.99
	RUSSIA	WJC	6	4	2	-	-	0	-	-	.933	1.83	-	-	-	-	-	-	-
	RUSSIA	WC	2	1	0	-	-	1	-	-	.985	0.50	-	-	-	-	-	-	-
2014-15	TAMPA BAY	NHL	16	7	5	-	1	1	34	415	.918	2.36	4	1	1	0	6	.895	3.19
	SYRACUSE	AHL	25	14	6	-	5	2	60	727	.917	2.45	-	-	-	-	-	-	-
2015-16	TAMPA BAY	NHL	24	11	10	-	0	1	58	646	.910	2.76	8	3	4	0	20	.925	2.76
	SYRACUSE	AHL	12	7	4	-	1	1	23	331	.935	1.94	-	-	-	-	-	-	-
2016-17	TAMPA BAY	NHL	50	23	17	-	7	2	123	1,480	.917	2.61	-	-	-	-	-	-	-
	RUSSIA	WC	10	6	2	-	-	3	15	233	.935	1.72	-	-	-	-	-	-	-
2017-18	TAMPA BAY	NHL	65	44	17	-	3	8	167	2,075	.920	2.62	17	11	6	0	43	.918	2.58
2018-19	TAMPA BAY	NHL	53	39	10	-	4	6	128	1,713	.925	2.40	4	0	4	0	15	.856	3.83
	RUSSIA	WC	9	-	-	-	-	-	-	-	.946	1.60	-	-	-	-	-	-	-
2019-20	TAMPA BAY	NHL	52	35	14	-	3	3	133	1,605	.917	2.56	25	18	7	1	54	.927	.917
2020-21	TAMPA BAY	NHL	42	31	10	-	1	5	93	1,237	.925	2.21	23	16	7	5	44	.937	1.90
2021-22	TAMPA BAY	NHL	63	39	18	-	5	2	156	1,868	.916	2.49	23	14	9	1	59	.922	2.52
2022-23	TAMPA BAY	NHL	60	34	22	-	4	4	159	1,875	.915	2.65	6	2	4	0	23	.875	3.56
2023-24	TAMPA BAY	NHL	52	30	20	-	2	2	148	1,477	.900	2.90	5	1	4	0	16	.897	3.22
NHL TOTALS			477	293	143	-	30	34	1,199	14,391	.917	2.56	115	66	46	7	280	.920	2.41

HIGHLIGHTS

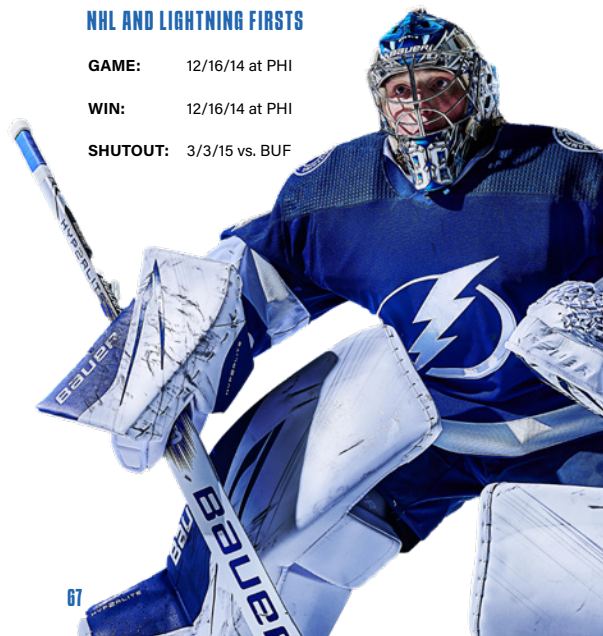
- LONGEST WINNING STREAK:** 12 (2/15-3/19/17)
In 2023-24: 5 (3/9-3/21/24)
- LONGEST SHUTOUT STREAK:** 228:09 (2/22-3/4/21)
In 2023-24: 124:44 (12/2-12/16/23)
- MOST SHOTS FACED IN A GAME:** 58 (3/20/19 at WSH)
- MOST SAVES IN A GAME:** 54 (3/20/19 at WSH)
- SHUTOUTS:** 32 (last – 4/1/23 vs. NYI)
In 2023-24: 2
- SHOOTOUTS:** 87-110 (.791 SV%, 22-7)
- PENALTY SHOTS:** 2-4 (.50%)
In 2023-24: None

TRANSACTIONS

Re-signed an 8-year contract extension with the Bolts on 7/29/19...Signed a 3-year contract extension with the Lightning on 7/1/16...Signed by Tampa Bay to a three-year, entry level contract on 5/6/14.

NHL AND LIGHTNING FIRSTS

- GAME:** 12/16/14 at PHI
- WIN:** 12/16/14 at PHI
- SHUTOUT:** 3/3/15 vs. BUF





LOGAN BROWN

POSITION Center
HEIGHT 6-7
WEIGHT 222
SHOOTS Left
BORN March 5, 1998 (Raleigh, NC)
ACQUIRED Signed to a professional tryout on August 15, 2024

CAREER

Signed to a professional tryout on August 15, 2024...Signed to a one-year, two-way contract on July 1, 2023...Selected by the Ottawa Senators in the first round, 11th overall, at the 2016 NHL Entry Draft...**2023-24:** Missed the season due to injury...**2022-23:** Skated in 30 games with the St. Louis blues and registered two goals and six points...Also appeared in two games with the Springfield Thunderbirds of the American Hockey League and posted two assists...**2021-22:** Played 39 games with the Blues and tallied career highs in goals (4), assists (7) and points (11)...Saw action in 19 AHL games with Springfield where he recorded six goals and 17 points...**2020-21:** Appeared in just one game with Ottawa where he

logged two penalty minutes...Played in 13 games with the Belleville Senators of the AHL and tallied two goals and 11 points...**2019-20:** Skated in 23 games with the Senators and posted one goal and eight points...Played in 25 games with AHL Belleville and registered seven goals and 28 points...**2018-19:** Played in two games for the Senators and averaged 10:31 TOI...Logged AHL career highs in goals (14), assists (28) and points (42) with Belleville... **2017-18:** Played in four games with the Senators and logged one assist...Made his NHL debut on October 5, 2017 versus the Washington Capitals... Recorded his first career point on October 21, 2017 versus the Toronto Maple Leafs.

CAREER STATISTICS

SEASON	TEAM	LEAGUE	REGULAR SEASON						PLAYOFFS				
			GP	G	A	TP	+/-	PIM	GP	G	A	TP	PIM
2014-15	WINDSOR	OHL	56	17	26	43	-8	20	-	-	-	-	-
2015-16	WINDSOR	OHL	59	21	53	74	24	40	5	0	6	6	6
	USNTDP	NTDP	9	4	9	13	-	6	-	-	-	-	-
	USA-U18	WJC18	7	3	9	12	6	2	-	-	-	-	-
2016-17	WINDSOR	OHL	35	14	26	40	-5	27	7	0	4	4	6
2017-18	OTTAWA	NHL	4	0	1	1	0	0	-	-	-	-	-
	WINDSOR	OHL	15	13	11	24	-6	10	-	-	-	-	-
	KITCHENER	OHL	17	9	15	24	10	6	19	5	22	27	6
	USA-U20	WJC20	3	0	1	1	0	0	-	-	-	-	-
2018-19	OTTAWA	NHL	2	0	0	0	-2	0	-	-	-	-	-
	BELLEVILLE	AHL	56	14	28	42	19	24	-	-	-	-	-
2019-20	OTTAWA	NHL	23	1	7	8	0	4	-	-	-	-	-
	BELLEVILLE	AHL	25	7	21	28	7	43	-	-	-	-	-
2020-21	OTTAWA	NHL	1	0	0	0	0	2	-	-	-	-	-
	BELLEVILLE	AHL	13	2	7	9	0	8	-	-	-	-	-
2021-22	ST. LOUIS	NHL	39	4	7	11	-3	8	-	-	-	-	-
	SPRINGFIELD	AHL	19	6	11	17	4	10	-	-	-	-	-
2022-23	ST. LOUIS	NHL	30	2	4	6	-4	8	-	-	-	-	-
	SPRINGFIELD	AHL	2	0	2	2	-3	0	-	-	-	-	-
2023-24	TAMPA BAY	NHL	0	0	0	0	0	0	-	-	-	-	-
NHL TOTALS			99	7	19	26	-9	22	-	-	-	-	-



DECLAN CARLILE

POSITION Defense
HEIGHT 6-1
WEIGHT 185
SHOOTS Left
BORN May 18, 2000 (Flint, Michigan)
ACQUIRED Signed as a free agent to a two-year, entry-level contract March 16, 2022

CAREER

Re-signed to a two-year, two-way contract June 6, 2024...Signed by Tampa Bay as a free agent to a two-year, entry-level contract March 16, 2022...**2023-24:** Made his NHL debut January 4, 2024 at Minnesota, logging 11:27 time on ice with a +1 rating...Appeared in 61 games with the American Hockey League's Syracuse Crunch and recorded 27 points with seven goals and 20 assists...Led all Syracuse defensemen with two game-winning goals...Ranked tied for first among all Crunch defensemen for games played and goals while ranking second for assists, points and plus/minus...Skated in eight Calder Cup Playoff games for Syracuse and led all Crunch defensemen for scoring with one goal and four assists... **2022-23:** Appeared in 69 games with Syracuse (AHL), posting eight goals and 24 points...Led the Crunch for plus/minus with a +28 rating...Led Syracuse rookies for assists with 16 while his 24 points were good for second...**2021-22:** Named alternate captain in his third season with Merrimack College (NCAA)...Played 35 games with Merrimack and recorded seven goals and 24 points...Made his AHL Debut with

Syracuse on April 1, 2022 at Utica, where he notched his first point in the form of an assist...Scored his first AHL goal on April 2, 2022 at Hartford in just the second game of his AHL Career...Played 10 games for Syracuse, tallying one goal and three assists...Played in four Calder Cup Playoff games with the Crunch...**2020-2021:** Played 14 games for Merrimack (NCAA) as a sophomore and posted two goals and 10 points, leading all Warriors defensemen...Nominee for the 2021 Hobey Baker Award...Blocked at least one shot in every game he played, leading the NCAA with 3.14 blocked shots per game...**2019-2020:** Played in all 34 games for Merrimack (NCAA) as a freshman...Led all Warriors defensemen and rookies for scoring with four goals and 18 assists...Named a finalist for rookie of the year in Hockey East...Named to Hockey East All-Rookie Team...Blocked 67 shots, leading all defensemen in Hockey East...**2018-19:** Played 59 USHL games between the Lincoln Stars and Muskegon Lumberjacks, producing four goals and 19 points...Skated in eight and recorded seven goals and 24 points...Made his AHL Debut with

CAREER STATISTICS

SEASON	TEAM	LEAGUE	REGULAR SEASON						PLAYOFFS				
			GP	G	A	TP	+/-	PIM	GP	G	A	TP	PIM
2018-19	LINCOLN	USHL	32	3	11	14	-12	35	-	-	-	-	-
	MUSKEGON	USHL	27	1	4	5	1	26	8	0	2	2	-4
2019-20	MERRIMACK	NCAA	34	4	18	22	-10	22	-	-	-	-	-
2020-21	MERRIMACK	NCAA	14	2	8	10	0	10	-	-	-	-	-
2021-22	SYRACUSE	AHL	10	1	2	3	2	2	4	0	0	0	2
	MERRIMACK	NCAA	35	7	17	24	14	8	-	-	-	-	-
2022-23	SYRACUSE	AHL	69	8	16	24	28	39	5	2	0	2	4
2023-24	TAMPA BAY	NHL	1	0	0	0	1	0	-	-	-	-	-
	SYRACUSE	AHL	61	7	20	27	10	26	8	1	4	5	4



DYLAN DUKE

POSITION Left Wing
HEIGHT 5-10
WEIGHT 177
SHOOTS Left
BORN March 4, 2003 (Strongsville, Ohio)
ACQUIRED Selected in the fourth round, 126th overall, at the 2021 NHL Entry Draft

CAREER

Signed to a three-year, NHL contract on April 15, 2024...Selected by Tampa Bay in the fourth round, 126th overall, at the 2021 NHL Entry Draft...**2023-24:** Played in 41 games for the third-straight season with University of Michigan and recorded a career-high 49 points with 26 goals and 23 assists...Served as an alternate captain and led all Wolverines skaters for goals while ranking third for points and sixth for assists...Named to the All B1G Ten Second Team and NCAA All-Region Team...Recognized as the NCAA Midwest Regional MVP after scoring two goals and adding one assist in a win over Michigan State University in the NCAA Regional Final...Named to the Academic All-B1G Ten Team for the second-consecutive year... Made his professional hockey debut with the American Hockey League's Syracuse Crunch on April 17, 2024 at Belleville...Skated in three regular season contests with Syracuse before appearing in five Calder Cup Playoff games and recording two assists with a +2 rating...**2022-23:** Appeared in 41 games for the second-straight season at Michigan (NCAA), tied for the most among all Wolverines skaters...Scored 18 goals and added 14 assists for 32 points with a +10 rating as a sophomore...Ranked tied for third for goals and

seventh for points among all Michigan skaters...Logged three assists in the B1G Ten Tournament first round series sweep over University of Minnesota...Named B1G Ten Third Star of the Week for the week of November 22...Named to the Academic All-B1G Ten Team...Scored a goal in the B1G Ten Tournament Final to help lead the Wolverines to another B1G Ten Championship with a 4-3 win over Minnesota... Won a bronze medal with Team USA at the 2023 IIHF World Junior Championship, scoring one goal and adding three assists in seven games...**2021-22:** Skated in 41 games with Michigan (NCAA) as a freshman, recording 19 points with 10 goals and nine assists...Scored a goal in the B1G Ten Tournament Final to help lead the Wolverines to a 4-3 victory over Minnesota...**2020-21:** Played 50 games with USA Hockey's National Team Development Program U18 Team, recording 49 points with 29 goals and 20 assists to rank second for goals and points among all Team USA skaters...Finished the season with a +19 rating, the fourth-highest among all Team USA skaters...Represented Team USA at the IIHF Under-18 Men's World Championship and recorded four points in five games with three goals and one helper.

CAREER STATISTICS

SEASON	TEAM	LEAGUE	REGULAR SEASON							PLAYOFFS				
			GP	G	A	TP	+/-	PIM	GP	G	A	TP	PIM	
2020-21	USNTDP	USHL	26	10	7	17	2	20	-	-	-	-	-	
	USA-U18	NTDP	50	29	20	49	19	32	-	-	-	-	-	
	UNITED STATES	WJC-18	5	3	1	4	4	4	-	-	-	-	-	
2021-22	MICHIGAN	NCAA	41	10	9	19	7	20	-	-	-	-	-	
2022-23	MICHIGAN	NCAA	41	18	14	32	10	43	-	-	-	-	-	
2023-24	MICHIGAN	NCAA	41	26	23	49	8	30	-	-	-	-	-	
	SYRACUSE	AHL	3	0	0	0	-3	0	5	0	2	2	2	



LUCAS EDMONDS

POSITION Right Wing
HEIGHT 5-11
WEIGHT 192
SHOOTS Right
BORN Jan. 27, 2001 (North Bay, Ontario)
ACQUIRED Selected in the third round, 86th overall, at the 2022 NHL Entry Draft

CAREER

Signed a three-year, two-way contract July 22, 2022...Selected by Tampa Bay in the third round, 86th overall, at the 2022 NHL Entry Draft...**2023-24:** Appeared in 45 games with the American Hockey League's Syracuse Crunch and recorded 16 points with nine goals and seven assists...Skated in one Calder Cup Playoff game...**2022-23:** Skated in 49 games with Syracuse (AHL) and posted 15 goals and 27 points in his rookie season...Saw action in five Calder Cup Playoff games...Registered his first career AHL point on November

4 at Charlotte in the form of an assist...Scored his first AHL goal on November 12 versus Utica...Named Syracuse's "Most-Improved Player of the Year"...**2021-22:** Played 68 games with the Kingston Frontenacs of the Ontario Hockey League...Led Kingston and ranked third in the OHL for scoring with 113 points...Led the OHL in assists with 79 and ranked second in power-play assists with 31...Named to the OHL's third all-star team...Won the Jim Mahon Trophy, awarded to the right winger with the most points in the OHL's regular season.

CAREER STATISTICS

SEASON	TEAM	LEAGUE	REGULAR SEASON							PLAYOFFS				
			GP	G	A	TP	+/-	PIM	GP	G	A	TP	PIM	
2021-22	KINGSTON	OHL	68	34	79	113	29	14	11	6	5	11	8	
2022-23	SYRACUSE	AHL	49	15	12	27	9	8	5	0	0	0	4	
2023-24	SYRACUSE	AHL	45	9	7	16	5	6	1	0	0	0	0	



JACK FINLEY

POSITION Center
HEIGHT 6-6
WEIGHT 218
SHOOTS Right
BORN September 2, 2002 (St. Louis, Missouri)
ACQUIRED Selected in the second round, 57th overall, at the 2020 NHL Entry Draft

CAREER

Signed to a three-year, two-way contract on December 12, 2020... Selected by Tampa Bay in the second round, 57th overall, at the 2020 NHL Entry Draft...**2023-24:** Skated in 52 games with the Syracuse Crunch of the American Hockey League, scoring 13 goals and adding 19 assists for 32 points...Ranked fourth among all Crunch skaters for power-play goals with five...Finished the season tied for fifth among all Syracuse skaters for points...**2022-23:** Appeared in 67 games with Syracuse (AHL), tallying 12 goals and 21 points...Earned the title of Syracuse's "Brightest Prospect Award" given to the team's rookie of the year...**2021-22:** Played 60 games in the Western Hockey League between the Spokane Chiefs and the Winnipeg Ice, posting 27 goals and 50 points...Saw action in 15 playoff games with the Ice and posted seven goals and 13 points, ranking sixth on the

team...**2020-21:** Played only three games split between Spokane (WHL) and Syracuse (AHL) due to injury... **2019-20:** Appeared in 61 games with Spokane (WHL) and posted 19 goals and 57 points... Ranked tied for fifth on the Chiefs for scoring and plus/minus with a +32 rating...**2018-19:** Posted 9 goals and 19 points in 63 games with Spokane (WHL)...Ranked 2nd for scoring among all Chiefs rookies...Ranked tied for fourth on the Chiefs for penalty minutes with 44...Played in 15 playoff games and notched a goal and eight points, ranking second among all Chiefs rookies...**2017-18:** Made his WHL debut with Spokane on December 15, 2017 against the Everett Silvertips...Notched his first WHL point on December 16, 2017 at the Portland Winterhawks.

CAREER STATISTICS

SEASON	TEAM	LEAGUE	REGULAR SEASON							PLAYOFFS				
			GP	G	A	TP	+/-	PIM	GP	G	A	TP	PIM	
2017-18	SPOKANE	WHL	7	0	1	1	0	8	-	-	-	-	-	
2018-19	SPOKANE	WHL	63	9	10	19	-6	44	15	1	7	8	8	
2019-20	SPOKANE	WHL	61	19	38	57	32	32	-	-	-	-	-	
2020-21	SYRACUSE	AHL	2	0	0	0	-1	0	-	-	-	-	-	
	SPOKANE	WHL	1	0	0	0	0	0	-	-	-	-	-	
2021-22	SPOKANE	WHL	21	8	8	16	-4	40	-	-	-	-	-	
	WINNIPEG	WHL	39	19	15	34	5	28	15	7	6	13	20	
2022-23	SYRACUSE	AHL	67	12	9	21	2	49	-	-	-	-	-	
2023-24	SYRACUSE	AHL	52	13	19	32	0	29	2	0	0	0	0	



GABRIEL FORTIER

POSITION Left Wing
HEIGHT 5-11
WEIGHT 181
SHOOTS Left
BORN February 6, 2000 (Lachine, Quebec)
ACQUIRED Selected in the second round, 59th overall, at the 2018 NHL Entry Draft

CAREER

Re-signed to a one-year, two-way contract on June 17, 2024...Re-signed to a one-year, two-way contract on June 21, 2023...Signed a three-year, entry-level contract with the Lightning on December 19, 2018...Selected by Tampa Bay in the second round, 59th overall, at the 2018 NHL Entry Draft...**2023-24:** Skated in 62 games with the American Hockey League's Syracuse Crunch, scoring 13 goals and adding 13 assists for 26 points...Ranked tied for fifth among all Syracuse skaters with four power-play goals...Appeared in eight Calder Cup Playoff games and logged five points with one goal and four assists...Ranked tied for second among all Crunch skaters for assists and tied for third for points...**2022-23:** Appeared in 67 games with Syracuse (AHL) and recorded 11 goals and 29 points...Saw action in one game with the Lightning and logged 8:25 time on ice...Winner of Syracuse's "Sole of the Team" Award, given to the player who shows the most heart...**2021-22:** Made his NHL

debut November 30 at St. Louis...Played in 10 games overall with the Lightning, recording a goal and 4 penalty minutes...Scored his first career NHL goal December 21 at Vegas...Also recorded 14 goals and 35 points in 72 games with Syracuse...Notched career highs for goals, assists (21) and scoring...Ranked tied for seventh on the Crunch for scoring...**2020-21:** Skated in 30 games with Syracuse, posting 6 goals and 10 points...Also played in 13 games with Moncton of the QMJHL and tallied 6 goals and 8 points...**2019-20:** Split time between Baie-Comeau and Moncton in the QMJHL...Recorded 17 goals and 32 points in 36 games for Baie-Comeau...Notched 15 goals and 31 points in 28 games for Moncton...**2018-19:** Made his pro debut with Syracuse April 6 vs. Rochester and skated in 4 games total with the Crunch...Also recorded 35 goals and 83 points in 68 games for Baie-Comeau of the QMJHL.

CAREER STATISTICS

SEASON	TEAM	LEAGUE	REGULAR SEASON							PLAYOFFS				
			GP	G	A	TP	+/-	PIM	GP	G	A	TP	PIM	
2016-17	BAIE-COMEAU	QMJHL	25	11	6	17	-	4	1	0	0	0	0	
2017-18	BAIE-COMEAU	QMJHL	66	26	33	59	-	59	5	3	1	4	0	
2018-19	BAIE-COMEAU	QMJHL	68	35	48	83	-	27	7	1	2	3	6	
	SYRACUSE	AHL	4	0	0	0	-	0	1	0	0	0	0	
2019-20	BAIE-COMEAU	QMJHL	36	17	15	32	-	16	-	-	-	-	-	
	MONCTON	QMJHL	28	15	16	31	-	10	-	-	-	-	-	
2020-21	SYRACUSE	AHL	30	6	4	10	-	2	-	-	-	-	-	
	MONCTON	QMJHL	13	6	2	8	-	6	-	-	-	-	-	
2021-22	TAMPA BAY	NHL	10	1	0	1	-2	4	-	-	-	-	-	
	SYRACUSE	AHL	72	14	21	35	7	33	5	0	1	1	6	
2022-23	TAMPA BAY	NHL	1	0	0	0	0	0	-	-	-	-	-	
	SYRACUSE	AHL	67	11	18	29	13	29	5	0	0	0	0	
2023-24	SYRACUSE	AHL	62	13	13	26	-4	12	8	1	4	5	0	



ETHAN GAUTHIER

POSITION Right Wing
SHOOTS Right
HEIGHT 5-11
BORN January 26, 2005 (Scottsdale, Arizona)
WEIGHT 180
ACQUIRED Selected in the second round, 37th overall, at the 2023 NHL Entry Draft

CAREER

Signed to a three-year, entry-level contract on December 14, 2023... Selected by Tampa Bay in the second round, 37th overall, at the 2023 NHL Entry Draft...**2023-24:** Skated in 64 games with the Quebec Maritimes Junior Hockey League's Drummondville Voltigeurs and served as an alternate captain, logging 71 points with 36 goals and 35 assists...Led all Drummondville skaters for goals while ranking tied for first for points and tied for fourth for assists...Ranked second among all Voltigeurs skaters for power-play goals (11) and fourth for power-play assists (12)...Helped Drummondville win the 2024 Gilles-Courteau Trophy as the QMJHL Champions, leading the Voltigeurs in playoff goals (14) and points (25) over the course of 19 games...**2022-23:** Appeared in 66 games with the QMJHL's Sherbrooke Phoenix and recorded 69 points with 30 goals and 39 assists...Ranked fourth for points and power-play assists (14) among all Sherbrooke skaters while his 30 goals were tied for fourth and his seven power-play goals were tied for sixth...Skated in 11 playoff games with Sherbrooke and averaged a point per game, scoring four goals and adding seven assists to rank fourth for points among all Phoenix skaters...**2021-22:** Made his QMJHL debut with Sherbrooke, recording 39 points in 65 games with 18 goals and 21 helpers... Ranked third among all QMJHL rookies for goals and points...Skated in 11 playoff games and picked up four points with one goal and three assists.

CAREER STATISTICS

SEASON	TEAM	LEAGUE	GP	REGULAR SEASON					PLAYOFFS				
				G	A	TP	+/-	PIM	GP	G	A	TP	PIM
2021-22	SHERBROOKE	QMJHL	65	18	21	39	+10	40	11	1	3	4	10
2022-23	SHERBROOKE	QMJHL	66	30	39	69	+29	47	11	4	7	11	14
2023-24	DRUMMONDVILLE	QMJHL	64	36	35	71	+29	42	19	14	11	25	4



CONOR GEEKIE

POSITION Center
SHOOTS Left
HEIGHT 6-4
BORN May 5, 2004 (Minnedosa, Manitoba)
WEIGHT 207
ACQUIRED Acquired by Tampa Bay, along with D J.J. Moser, a 2024 seventh-round draft pick and a 2025 second-round draft pick, from Utah in exchange for D Mikhail Sergachev on June 29, 2024

CAREER

Acquired by Tampa Bay, along with D J.J. Moser, a 2024 seventh-round draft pick and a 2025 second-round draft pick, from Utah in exchange for D Mikhail Sergachev on June 29, 2024...Signed a three-year, entry-level contract with Arizona on July 18, 2022... Selected by Arizona in the first round, 11th overall, at the 2022 NHL Entry Draft...**2023-24:** Skated in 26 games with the Western Hockey League's Wenatchee Wild and recorded 49 points with 20 goals and 29 helpers before being traded to the WHL's Swift Current Broncos on January 4, 2022...Appeared in 29 games with Swift Current and logged 50 points with 23 goals and 27 assists...Played in nine WHL playoff games with Swift Current and averaged a point per game with six goals and three helpers...Averaged 1.8 points per game during the regular season, the fourth-highest average among all WHL skaters...Named to the WHL (Central) First All-Star Team... Made his professional debut and skated in two Calder Cup Playoff games with the American Hockey League's Tucson Roadrunners... Represented Team Canada at the 2024 IIHF World Junior Championship, logging three points in five games with two goals and one assist...**2022-23:** Appeared in 66 games with the WHL's Winnipeg Ice, scoring 35 goals and adding 42 assists for 77 points... Ranked fourth among all Winnipeg skaters for goals, fifth for points and tied for fifth for assists...Scored seven game-winning goals, the third-most among all Ice skaters...Skated in 19 WHL playoff games with Winnipeg and recorded 17 points with six goals and 11 helpers, ranking third among all Ice skaters for assists and tied for fourth for points...**2021-22:** Played in 63 games with Winnipeg (WHL) and logged 70 points with 24 goals and 46 assists...Ranked third among all Ice skaters for assists, fourth for points and seventh for goals... Skated in 15 WHL playoff games and recorded 11 points with three goals and eight assists.

CAREER STATISTICS

SEASON	TEAM	LEAGUE	GP	REGULAR SEASON					PLAYOFFS				
				G	A	TP	+/-	PIM	GP	G	A	TP	PIM
2021-22	WINNIPEG	WHL	63	24	46	70	46	49	15	3	8	11	14
2022-23	WINNIPEG	WHL	66	35	42	77	51	53	19	6	11	17	10
2023-24	WENATCHEE	WHL	26	20	29	49	21	28	-	-	-	-	-
	SWIFT CURRENT	WHL	29	23	27	50	30	38	9	6	3	9	4
	TUSCON	AHL	-	-	-	-	-	-	2	0	0	0	0



DYLLAN GILL

POSITION Defense
HEIGHT 6-3
WEIGHT 194
SHOOTS Right
BORN June 7, 2004 (Riverview, New Brunswick)
ACQUIRED Selected in the seventh round, 223rd overall, at the 2022 NHL Entry Draft


CAREER

Signed a three-year, entry-level contract with the Lightning on May 22, 2024...Selected by Tampa Bay in the seventh round, 223rd overall, at the 2022 NHL Entry Draft...**2023-24:** Served as captain of the Quebec Maritimes Junior Hockey League's Rouyn-Noranda Huskies and recorded nine points in 12 games with one goal and eight assists before undergoing season-ending shoulder surgery...**2022-23:** Skated in 68 games as an alternate captain with Rouyn-Noranda (QMJHL) and logged 57 points with eight goals and 49 assists...Ranked fifth for assists and tied for sixth for points among all QMJHL defensemen...Recorded 27 power-play assists,

tied for the third-most among all QMJHL defensemen...Appeared in five QMJHL playoff games with the Huskies and collected seven points with one goal and six helpers, ranking tied for first among all Rouyn-Noranda skaters for assists...**2021-22:** Played in 66 games with the Huskies (QMJHL), recording 21 points with six goals and 15 assists...Appeared in three QMJHL playoff games and notched one assist...**2020-21:** Made his QMJHL debut with Rouyn-Noranda, skating in 39 games and picking up two assists...Appeared in three QMJHL playoff games with the Huskies.

CAREER STATISTICS

SEASON	TEAM	LEAGUE	GP	REGULAR SEASON					PLAYOFFS				
				G	A	TP	+/-	PIM	GP	G	A	TP	PIM
2020-21	ROUYN-NORANDA	QMJHL	39	0	2	2	-19	4	3	0	0	0	2
2021-22	ROUYN-NORANDA	QMJHL	66	6	15	21	-22	24	3	0	1	1	2
2022-23	ROUYN-NORANDA	QMJHL	68	8	49	57	12	35	5	1	6	7	0
2023-24	ROUYN-NORANDA	QMJHL	12	1	8	9	2	2	-	-	-	-	-



GAGE GONCALVES

POSITION Center
HEIGHT 5-11
WEIGHT 188
SHOOTS Left
BORN January 16, 2001 (Mission, B.C.)
ACQUIRED Selected in the second round, 62nd overall, at the 2020 NHL Entry Draft

CAREER

Re-signed to a one-year, two-way contract June 21, 2024...Signed a three-year, entry-level contract December 13, 2020...Drafted by Tampa Bay in the second round, 62nd overall, at the 2020 NHL Entry Draft...**2023-24:** Made his NHL debut January 11, 2024 vs. New Jersey and logged nine minutes of ice time...Appeared in 69 games with the American Hockey League's Syracuse Crunch and recorded 58 points with 13 goals and 45 assists...Set new career highs for both points and assists while leading all Crunch skaters in both categories...Ranked tied for fifth among all AHL skaters for assists... Played in seven Calder Cup Playoff games and logged six points with a goal and five assists to lead all Syracuse skaters for assists and rank second for points...**2022-23:** Saw action in 71 games in his second full season with Syracuse (AHL) and recorded 41 assists and 54 points...Ranked second for assists and third for scoring with the Crunch...Notched three goals and five points in five playoff games

to rank third among all Syracuse skaters...**2021-22:** Skated in his first full pro season with Syracuse (AHL) and posted 17 goals and 32 points in 70 contests...Ranked tied for fourth on the Crunch for goals and ninth for scoring...Also recorded an assist in five postseason contests...**2020-21:** Skated in 23 games with the Western Hockey League's Everett Silvertips, notching 12 goals and 34 points in 23 games...Made his pro debut with Syracuse (AHL) February 27 vs. Utica and tallied an assist for his first pro point...**2019-20:** Ranked second on Everett (WHL) for scoring after notching 71 points in 60 contests...Also ranked second on the Silvertips for goals with 33...**2018-19:** Notched a goal and 15 points in 67 games for Everett (WHL)...Also skated in 10 playoff contests and recorded two goals and six points...**2017-18:** Made his WHL debut with Everett, skating in one game and recording two penalty minutes.

CAREER STATISTICS

SEASON	TEAM	LEAGUE	GP	REGULAR SEASON					PLAYOFFS				
				G	A	TP	+/-	PIM	GP	G	A	TP	PIM
2017-18	EVERETT	WHL	1	0	0	0	0	2	-	-	-	-	-
2018-19	EVERETT	WHL	67	1	14	15	10	26	10	2	4	6	2
2019-20	EVERETT	WHL	60	33	38	71	32	44	-	-	-	-	-
2020-21	EVERETT	WHL	23	12	22	34	17	12	-	-	-	-	-
	SYRACUSE	AHL	2	0	1	1	-3	0	-	-	-	-	-
2021-22	SYRACUSE	AHL	70	17	15	32	-2	29	5	0	1	1	0
2022-23	SYRACUSE	AHL	71	13	41	54	6	34	5	3	2	5	10
2023-24	TAMPA BAY	NHL	2	0	0	0	0	6	-	-	-	-	-
	SYRACUSE	AHL	69	13	45	58	-8	43	7	1	5	6	0



MAXIM GROSHEV

POSITION Right Wing
HEIGHT 6-2
WEIGHT 198
SHOOTS Left
BORN December 14, 2001 (Agyrz, Russia)
ACQUIRED Selected in the third round, 85th overall, at the 2020 NHL Entry Draft

CAREER

Signed to a three-year, entry-level contract on May 1, 2023... Selected by Tampa Bay in the third round, 85th overall, at the 2020 NHL Entry Draft...**2023-24:** Made his professional hockey debut with the American Hockey League's Syracuse Crunch, skating in 67 games and recording 30 points with 10 goals and 20 assists... Ranked tied for fourth among all Syracuse skaters for assists and seventh overall for points...Led all Crunch rookies for assists, points and shots on goal (106) while ranking second for goals...Appeared in seven Calder Cup Playoff games and recorded one assist...**2022-23:**

Skated in 34 games with the KHL's SKA St. Petersburg and logged six points with four goals and two assists...Appeared in 22 games with the VHL's SKA-Neva St. Petersburg, picking up 18 points with nine goals and nine helpers...**2021-22:** Played in 16 games with SKA-Neva St. Petersburg (VHL) and logged 12 points with one goal and 11 helpers...Recorded one assist in three games with SKA St. Petersburg (KHL)...Appeared in 17 VHL playoff games and collected 10 points with seven goals and three helpers.

CAREER STATISTICS

SEASON	TEAM	LEAGUE	GP	REGULAR SEASON						PLAYOFFS				
				G	A	TP	+/-	PIM	GP	G	A	TP	PIM	
2021-22	SKA ST. PETERSBURG	KHL	3	0	1	1	1	0	1	0	0	0	0	
	SKA-NEVA ST. PETERSBURG	VHL	16	1	11	12	8	4	17	7	3	10	14	
2022-23	SKA ST. PETERSBURG	KHL	34	4	2	6	-2	4	-	-	-	-	-	
	SKA-NEVA ST. PETERSBURG	VHL	22	9	9	18	0	19	1	0	0	0	0	
2023-24	SYRACUSE	AHL	67	10	20	30	8	24	7	0	1	1	4	



NIKO HUUHTANEN

POSITION Right Wing
HEIGHT 6-3
WEIGHT 198
SHOOTS Right
BORN June 26, 2003 (Helsinki, Finland)
ACQUIRED Selected in the seventh round, 224th overall, at the 2021 NHL Entry Draft

CAREER

Signed to a three-year, entry-level contract on May 17, 2024... Selected by Tampa Bay in the seventh round, 224th overall, at the 2021 NHL Entry Draft...**2023-24:** Skated in 52 games with Liiga's Jukurit, scoring 19 goals and adding 27 assists for 46 points... Led all Jukurit skaters for points while ranking tied for second for goals and thirds overall for assists...Appeared in six Liiga playoff games and recorded three assists, tied for the third-most among all Jukurit skaters...Joined the American Hockey League's Syracuse Crunch and skated in four Calder Cup Playoff games, collecting two assists...**2022-23:** Played in 48 games with Jukurit (Liiga) as a rookie, scoring 17 goals and picking up 13 assists for a 30-point season... Led all Jukurit skaters for goals while ranking third for points and

tied for seventh for assists...Won Liiga's Rookie of the Year Award after leading all rookies in goals and points...**2021-22:** Made his Western Hockey League debut with the Everett Silvertips and logged 77 points in 65 games with 37 goals and 40 assists...Led all WHL rookies for goals while ranking second for points and tied for sixth for assists...Ranked second among all Everett skaters for goals while ranking fourth for both assists and points...Skated in five WHL playoff games with Everett and collected 10 points with five goals and five assists, ranking tied for first among all Silvertips skaters for points, tied for second for goals and second overall for assists...Led all WHL skaters for postseason points per game (2.00 P/GP).

CAREER STATISTICS

SEASON	TEAM	LEAGUE	GP	REGULAR SEASON						PLAYOFFS				
				G	A	TP	+/-	PIM	GP	G	A	TP	PIM	
2021-22	EVERETT	WHL	65	37	40	77	20	85	5	5	5	10	10	
2022-23	JUKURIT	LIIGA	48	17	13	30	-3	72	-	-	-	-	-	
2023-24	JUKURIT	LIIGA	52	19	27	46	2	46	6	0	3	3	33	
	SYRACUSE	AHL	-	-	-	-	-	-	4	0	2	2	2	



TOBIE PAQUETTE-BISSON

POSITION Defense
HEIGHT 6-3
WEIGHT 207
SHOOTS Left
BORN February 1, 1997 (Rosemere, Quebec)
ACQUIRED Signed as a free agent to a one-year, two-way contract on July 1, 2024

CAREER

Signed as a free agent to a one-year, two-way contract on July 1, 2024...**2023-24:** Served as an alternate captain with the American Hockey League's Laval Rocket and skated in 69 games, scoring nine goals and adding 18 assists for 27 points...Led all Laval defensemen with a +21 plus/minus rating and a 10.8% shooting percentage (min. 15 GP)...Ranked second among all Rocket defensemen for goals, points and assists...**2022-23:** Appeared in 61 games with the AHL's Ontario Reign, logging 16 points with four goals and 12 assists...Ranked third among all Ontario defensemen for assists and points while finishing the season tied for second for goals...Played in two Calder Cup Playoff games...**2021-22:** Skated in 55 games with Laval (AHL) and collected 19 points with three goals and 16 assists...Ranked third for assists, fourth for points and tied for third for games played among all Rocket defensemen...Appeared in 15 Calder Cup Playoff games and logged two assists with a +4 rating...**2020-21:**

Played in 28 games with Laval (AHL) and notched seven points with one goal and six helpers...Led all Rocket defensemen for plus/minus with a +17 rating, the second-best rating among all AHL rookie defenders...Ranked fifth for points and tied for fifth for assists among all Laval defensemen...**2019-20:** Skated in 62 games with the ECHL's Cincinnati Cyclones and collected 22 points with eight goals and 14 assists...Led all Cyclones defensemen for games played while ranking second for goals and points and third for assists...**2018-19:** Played in 70 games with Cincinnati (ECHL) and recorded 28 points with four goals and 24 helpers...Ranked third among all Cyclones defensemen for assists and points...Appeared in 11 Kelly Cup Playoff games with Cincinnati and collected three points with two goals and one assist...Skated in one game with the American Hockey League's Rochester Americans.

CAREER STATISTICS

SEASON	TEAM	LEAGUE	GP	REGULAR SEASON						PLAYOFFS				
				G	A	TP	+/-	PIM	GP	G	A	TP	PIM	
2021-22	SKA ST. PETERSBURG	KHL	3	0	1	1	1	0	1	0	0	0	0	
	SKA-NEVA ST. PETERSBURG	VHL	16	1	11	12	8	4	17	7	3	10	14	
2022-23	SKA ST. PETERSBURG	KHL	34	4	2	6	-2	4	-	-	-	-	-	
	SKA-NEVA ST. PETERSBURG	VHL	22	9	9	18	0	19	1	0	0	0	0	
2023-24	SYRACUSE	AHL	67	10	20	30	8	24	7	0	1	1	4	



DERRICK POULIOT

POSITION Defense
HEIGHT 6-1
WEIGHT 205
SHOOTS Left
BORN January 16, 1994 (Estevan, Saskatchewan)
ACQUIRED Signed as a free agent to a one-year, two-way contract on July 1, 2024

CAREER

Signed to a one-year, two-way contract on July 1, 2024...Selected by Pittsburgh in the first round, eighth overall, at the 2012 NHL Entry Draft...**2023-24:** Skated in 64 games with the American Hockey League's Texas Stars and collected 46 points with nine goals and 37 assists...Ranked fourth among all AHL defensemen for assists while his 46 points were tied for fourth...Led all Texas defensemen for goals, assists and points...Appeared in five games with the National Hockey League's Dallas Stars...**2022-23:** Played in 37 games with the AHL's San Jose Barracuda and recorded 25 points with four goals and 21 helpers...Led all Barracuda defensemen for points per game (0.68 P/GP) while ranking second for goals, assists and points...Skated in eight games with the NHL's San Jose Sharks and notched two helpers...**2021-22:** Appeared in 42 games with the AHL's Henderson Silver Knights and collected 19 points with two goals and 17 assists...Ranked tied for second among all Silver Knights defensemen for assists while his 19 points were good for third and his two goals were tied for fourth...Skated in nine games with the NHL's Seattle Kraken and notched three assists before recording one helper in two games with the Vegas Golden Knights (NHL)...**2020-21:** Played in 25 games with the AHL's Lehigh Valley Phantoms and collected 14 points, scoring three goals and adding 11 helpers...Among all Phantoms defensemen, ranked first for goals, second for assists and tied for first for points...Led all Lehigh Valley defenders with 44 shots on goal...**2019-20:** Appeared in 58 games with the AHL's San Antonio Rampage and recorded 39 points with seven goals and 32 assists...Led all San Antonio defensemen for points and assists while ranking tied for first for power-play goals (3) and tied for second for goals...Ranked sixth for points and tied for fifth for assists among all AHL defenders...Played in two games with the NHL's St. Louis Blues...**2018-19:** Skated in 62 games with

the NHL's Vancouver Canucks and notched 12 points with three goals and nine assists...Among all Vancouver defensemen, ranked third for games played, fifth for blocked shots (71) and tied for fifth for points...**2017-18:** Appeared in 71 games with Vancouver (NHL) and recorded 22 points with three goals and 19 helpers...Ranked second for assists, third for goals and tied for third for points among all Canucks defensemen...Scored three game-winning goals, the most among all Vancouver defenders...**2016-17:** Played in 46 games with the AHL's Wilkes-Barre/Scranton Penguins and collected 23 points with seven goals and 16 helpers...Ranked second among all Penguins defensemen for goals, assists, points and shots on goal (103)...Appeared in five Calder Cup Playoff games with the Penguins and picked up two points with one goal and one assist...Skated in 11 games with the NHL's Pittsburgh Penguins...**2015-16:** Appeared in 37 games with Wilkes-Barre/Scranton (AHL) and recorded 23 points with six goals and 17 assists...Led all Penguins defensemen with a +15 rating while ranking second for goals, points and assists (tied)...Scored four power-play goals, tied for the team lead among defenders...Skated in 22 games with Pittsburgh (NHL) and recorded seven assists with a +4 rating...Played in two Stanley Cup Playoff games with the Penguins...**2014-15:** Skated in 31 games with Wilkes-Barre/Scranton (AHL) and logged 24 points with seven goals and 17 assists...Despite playing in only 31 games, led all Penguins defenders for goals and power-play goals (4) while ranking second for points and assists (tied)...Led all rookie AHL defensemen for points per game with 0.77 P/GP (min. 15 GP)...Appeared in six Calder Cup Playoff games and registered three points with a goal and two helpers...Played in 34 games with Pittsburgh (NHL) and recorded seven points with two goals and five assists.

CAREER STATISTICS

SEASON	TEAM	LEAGUE	GP	REGULAR SEASON						PLAYOFFS				
				G	A	TP	+/-	PIM	GP	G	A	TP	PIM	
2014-15	PITTSBURGH	NHL	34	2	5	7	-11	4	-	-	-	-	-	
	WILKES-BARRE/SCRANTON	AHL	31	7	17	24	2	20	6	1	2	3	2	
2015-16	PITTSBURGH	NHL	22	0	7	7	4	2	2	0	0	0	2	
	WILKES-BARRE/SCRANTON	AHL	37	6	17	23	15	26	-	-	-	-	-	
2016-17	PITTSBURGH	NHL	11	0	0	0	-4	4	-	-	-	-	-	
	WILKES-BARRE/SCRANTON	AHL	46	7	16	23	15	26	5	1	1	2	2	
2017-18	VANCOUVER	NHL	71	3	19	22	-22	39	-	-	-	-	-	
2018-19	VANCOUVER	NHL	62	3	9	12	-1	30	-	-	-	-	-	
2019-20	ST. LOUIS	NHL	2	0	0	0	-1	2	-	-	-	-	-	
	SAN ANTONIO	AHL	58	7	32	39	-21	34	-	-	-	-	-	
2020-21	LEHIGH VALLEY	AHL	25	3	11	14	-5	20	-	-	-	-	-	
	VEGAS	NHL	2	0	1	1	0	2	-	-	-	-	-	
	HENDERSON	AHL	42	2	17	19	-1	36	-	-	-	-	-	
2022-23	SEATTLE	NHL	9	0	3	3	6	2	-	-	-	-	-	
	SAN JOSE	NHL	8	0	2	2	-1	6	-	-	-	-	-	
2023-24	SAN JOSE	AHL	37	4	21	25	-14	46	-	-	-	-	-	
	DALLAS	NHL	5	0	0	0	-1	0	-	-	-	-	-	
2023-24	DALLAS	NHL	5	0	0	0	-1	0	-	-	-	-	-	
	TEXAS	AHL	64	9	37	46	4	59	-	-	-	-	-	



MILO ROELENS

POSITION Center
HEIGHT 6-7
WEIGHT 217
SHOOTS Left
BORN January 16, 2003 (Ste-Petronille, Quebec)
ACQUIRED Signed as a free agent to a three-year NHL contract on March 1, 2024


CAREER

Signed as a free agent to a three-year NHL contract on March 1, 2024...**2023-24:** Skated in 65 games with the Quebec Maritimes Junior Hockey League's Acadie-Bathurst Titan and logged 74 points with 30 goals and 44 assists...Led all Titan skaters for goals and penalty minutes (106) while ranking second for assists, points, plus/minus (+21) and power-play assists (10)...Scored six power-play goals and two shorthanded goals, both of which were tied for the team lead...Led all QMJHL skaters for penalty minutes...Appeared in eight QMJHL playoff games and picked up 10 points with five goals and five helpers...Ranked third among all Acadie-Bathurst for playoff points while his five goals were tied for the team lead... Made his professional hockey debut with the American Hockey League's Syracuse Crunch on April 20 vs. Utica...**2022-23:** Played in 68 games with the QMJHL's Sherbrooke Phoenix and tallied

59 points with 22 goals and 37 assists...Ranked eighth among all Sherbrooke skaters for points while his 22 goals were good for seventh...Scored three shorthanded goals, the third-most among all Phoenix skaters...Skated in 14 QMJHL playoff games and logged six points with tree goals and three helpers...**2021-22:** Appeared in 47 games with Sherbrooke (QMJHL) and collected 18 points with six goals and 12 assists...Skated in five QMJHL playoff games and picked up two assists...**2020-21:** Played in eight games with the QMJHL's Gatineau Olympiques and recorded one assist...Skated in 22 games with the Phoenix (QMJHL) and logged 11 points with five goals and six assists...Appeared in three QMJHL playoff games with Sherbrooke...**2019-20:** Made his QMJHL debut with Gatineau and played in 28 games, scoring one goal and adding an assist.

CAREER STATISTICS

SEASON	TEAM	LEAGUE	GP	REGULAR SEASON					PLAYOFFS				
				G	A	TP	+/-	PIM	GP	G	A	TP	PIM
2019-20	GATINEAU	QMJHL	28	1	1	2	-2	12	-	-	-	-	-
2020-21	GATINEAU	QMJHL	8	0	1	1	-1	4	-	-	-	-	-
	SHERBROOKE	QMJHL	22	5	6	11	-2	22	3	0	0	0	2
2021-22	SHERBROOKE	QMJHL	47	6	12	18	11	22	5	0	2	2	6
2022-23	SHERBROOKE	QMJHL	68	22	37	59	37	84	14	3	3	6	12
2023-24	ACADIE-BATHURST	QMJHL	65	30	44	74	21	106	8	5	5	10	10
	SYRACUSE	AHL	1	0	0	0	0	0	-	-	-	-	-



STEVEN SANTINI

POSITION Defense
HEIGHT 6-3
WEIGHT 214
SHOOTS Right
BORN March 7, 1995 (Mahopac, New York)
ACQUIRED Signed as a free agent to a one-year, two-way contract on July 1, 2024

CAREER

Signed as a free agent to a one-year, two-way contract on July 1, 2024...**2023-24:** Skated in 64 games with the American Hockey League's Ontario Reign and logged 20 points with five goals and 15 assists...Among all Reign defensemen, ranked second for goals, tied for second for points and tied for fourth for assists...Appeared in eight Calder Cup Playoff games with Ontario...**2022-23:** Played in 64 games with the AHL's Springfield Thunderbirds and collected 10 points with two goals and eight helpers...Ranked second among all Thunderbirds defensemen with a +8 rating while his 10 points were good for sixth...Skated in two Calder Cup Playoff games with Springfield...Appeared in four games with the National Hockey League's St. Louis Blues and recorded one assist...**2021-22:** Served as an alternate captain and skated in 66 games with Springfield (AHL), scoring two goals and adding 16 assists for 18 points...Among all Thunderbirds defensemen, ranked fourth for assists, tied for fourth for points and led the way for plus/minus with a +16 rating... Skated in 18 Calder Cup Playoff games with Springfield and tallied five points with one goal and four helpers...Ranked tied for third among all Thunderbirds defensemen for playoff assists and points while his +4 rating was good for second...Skated in one Stanley Cup Playoff game with St. Louis...**2020-21:** Served as an alternate captain

and played in five games with the AHL's Utica Comets, scoring one goal and adding one assist for two points...Appeared in three games with St. Louis (NHL) and picked up one assist...Skated in two Stanley Cup Playoff games with the Blues...**2019-20:** Appeared in 54 games with the AHL's Milwaukee Admirals and collected 12 points with two goals and 10 helpers...Ranked tied for fifth for points among all Admirals defenders while his two goals were tied for fourth and his 10 assists were good for sixth...Played in two games with the NHL's Nashville Predators and recorded a +1 rating...**2018-19:** Skated in three games with the AHL's Binghamton Devils...Played in 39 games with the NHL's New Jersey Devils and logged four points with one goal and three helpers...**2017-18:** Appeared in 27 games with Binghamton (AHL) and recorded six points with three goals and three assists...Skated in 36 games with New Jersey (NHL), scoring two goals and adding eight assists for 10 points...**2016-17:** Played in 20 games with the AHL's Albany Devils and picked up two assists with a +4 rating...Appeared in 38 games with New Jersey (NHL) and collected seven points with two goals and five helpers...**2015-16:** Made his NHL debut with New Jersey and logged a +2 rating in 14:35 time on ice April 9 vs. Toronto.

CAREER STATISTICS

SEASON	TEAM	LEAGUE	GP	REGULAR SEASON					PLAYOFFS				
				G	A	TP	+/-	PIM	GP	G	A	TP	PIM
2015-16	NEW JERSEY	NHL	1	0	0	0	2	2	-	-	-	-	-
2016-17	NEW JERSEY	NHL	38	2	5	7	-6	14	-	-	-	-	-
	ALBANY	AHL	20	0	2	2	4	35	4	0	2	2	0
2017-18	NEW JERSEY	NHL	36	2	8	10	0	21	-	-	-	-	-
	BINGHAMTON	AHL	27	3	3	6	-3	8	-	-	-	-	-
2018-19	NEW JERSEY	NHL	39	1	3	4	-6	16	-	-	-	-	-
	BINGHAMTON	AHL	3	0	0	0	-1	0	-	-	-	-	-
2019-20	NASHVILLE	NHL	2	0	0	0	1	2	-	-	-	-	-
	MILWAUKEE	AHL	54	2	10	12	11	39	-	-	-	-	-
2020-21	ST. LOUIS	NHL	3	0	1	1	1	0	2	0	0	0	0
	UTICA	AHL	5	1	1	2	2	4	-	-	-	-	-
2021-22	ST. LOUIS	NHL	-	-	-	-	-	-	1	0	0	0	0
	SPRINGFIELD	AHL	66	2	16	18	16	24	18	1	4	5	24
2022-23	ST. LOUIS	NHL	4	0	1	1	0	2	-	-	-	-	-
	SPRINGFIELD	AHL	64	2	8	10	8	32	2	0	0	0	0
2023-24	ONTARIO	AHL	64	5	15	20	9	24	8	0	0	0	2



ROMAN SCHMIDT

POSITION Defense
HEIGHT 6-5
WEIGHT 218
SHOOTS Right
BORN February 27, 2003 (Midland, Michigan)
ACQUIRED Selected in the third round, 96th overall, at the 2021 NHL Entry Draft

CAREER

Signed a three-year, entry-level contract on December 9, 2021... Selected by Tampa Bay in the third round, 96th overall, at the 2021 NHL Entry Draft...**2023-24:** Skated in 14 games with the Ontario Hockey League's Kitchener Rangers and recorded four assists before being traded to the OHL's Kingston Frontenacs on December 12... Appeared in 33 games with Kingston and collected 28 points with eight goals and 20 assists... Played in five OHL Playoff games with Kingston and logged four points with one goal and three helpers... Made his professional hockey debut with the American Hockey League's Syracuse Crunch and recorded one assist in his lone game November 1 at Rochester...**2022-23:** Appeared in 64 games with Kitchener (OHL), scoring four goals and adding 24

helpers for 28 points with a +6 rating... Led all OHL defensemen with six shorthanded assists... Ranked fourth among all Rangers defenders for assists and points while his four goals were tied for third... Skated in nine OHL Playoff games and picked up three points with one goal and two assists... Led all Kitchener defensemen with one postseason, power-play goal...**2021-22:** Played in 68 games with the Rangers (OHL) and collected 33 points with 11 goals and 22 assists... Led all Kitchener defensemen for goals, power-play goals (5) and shots on goal (124) while ranking second for both assists and points... Appeared in 12 OHL Playoff games and recorded four assists.

CAREER STATISTICS

SEASON	TEAM	LEAGUE	GP	REGULAR SEASON					PLAYOFFS				
				G	A	TP	+/-	PIM	GP	G	A	TP	PIM
2021-22	KITCHENER	OHL	68	11	22	33	-9	41	12	0	4	4	4
2022-23	KITCHENER	OHL	64	4	24	28	6	74	9	1	2	3	6
2023-24	SYRACUSE	AHL	1	0	1	1	2	0	-	-	-	-	-
	KITCHENER	OHL	14	0	4	4	4	22	-	-	-	-	-
	KINGSTON	OHL	33	8	20	28	-8	40	5	1	3	4	6



LUKAS SVEJKOVSKY

POSITION Right Wing
HEIGHT 5-11
WEIGHT 175
SHOOTS Right
BORN November 28, 2001 (Tampa, Florida)
ACQUIRED Acquired by Tampa Bay from Pittsburgh in exchange for F Bennett MacArthur on June 30, 2024


CAREER

Acquired by Tampa Bay from Pittsburgh in exchange for F Bennett MacArthur on June 30, 2024... Selected by Pittsburgh in the fourth round, 108th overall, at the 2020 NHL Entry Draft...**2023-24:** Skated in 30 games with the ECHL's Wheeling Nailers and collected 37 points with 16 goals and 21 assists... Averaged 1.23 points per game, the highest among all Wheeling skaters... Appeared in seven Kelly Cup Playoff games and logged five helpers, tied for the third-most assists among all Nailers skaters... Played in 19 games with the American Hockey League's Wilkes-Barre/Scranton Penguins and recorded four points with two goals and two helpers...**2022-23:** Made his professional hockey debut and skated in 47 games with Wilkes-Barre/Scranton (AHL), registering 15 points with three goals and 12 assists...**2021-22:** Began the season with the Western Hockey League's Medicine Hat Tigers and collected 30 points in 24 games with 13 goals and 17 assists... Following a mid-season trade, skated in 33 games with the WHL's Seattle Thunderbirds

and recorded 46 points with 22 goals and 24 assists... Led Seattle with three shorthanded goals and ranked second for goals and points... Played in 24 WHL Playoff games with the Thunderbirds and logged 28 points with 11 goals and 17 helpers... Led all Seattle skaters for playoff assists while ranking second for both goals and points...**2020-21:** Served as an alternate captain for Medicine Hat (WHL) and collected 22 points with 12 goals and 10 assists... Among all Tigers skaters, ranked tied for second for goals, tied for fourth for points and fifth for assists...**2019-20:** Played in 18 games with the WHL's Vancouver Giants and recorded 10 points with five goals and five assists... Following a trade to Medicine Hat (WHL) on December 27, appeared in 34 games with the Tigers and collected 28 points with 13 goals and 15 helpers...**2018-19:** Skated in 67 games with Vancouver (WHL) and registered 26 points with nine goals and 17 assists... Played in 22 WHL Playoff games and picked up 13 points with four goals and nine assists.

CAREER STATISTICS

SEASON	TEAM	LEAGUE	GP	REGULAR SEASON					PLAYOFFS				
				G	A	TP	+/-	PIM	GP	G	A	TP	PIM
2018-19	VANCOUVER	WHL	67	9	17	26	3	31	22	4	9	13	2
2019-20	VANCOUVER	WHL	18	5	5	10	6	12	-	-	-	-	-
	MEDICINE HAT	WHL	34	13	15	28	21	20	-	-	-	-	-
2020-21	MEDICINE HAT	WHL	20	12	10	22	-4	6	-	-	-	-	-
2021-22	MEDICINE HAT	WHL	24	13	17	30	-7	22	-	-	-	-	-
	SEATTLE	WHL	33	22	24	46	23	38	24	11	17	28	10
2022-23	WILKES-BARRE/SCRANTON	AHL	47	3	12	15	-13	8	-	-	-	-	-
2023-24	WILKES-BARRE/SCRANTON	AHL	19	2	2	4	4	8	-	-	-	-	-
	WHEELING	ECHL	30	16	21	37	8	28	7	0	5	5	6



GABRIEL SZTURC

POSITION Center
HEIGHT 5-11
WEIGHT 194
SHOOTS Left
BORN September 24, 2003 (Cesky Tesin, Czechia)
ACQUIRED Signed as a free agent to a three-year NHL contract on March 2, 2024


CAREER

Signed as a free agent to a three-year NHL contract on March 2, 2024...**2023-24:** Served as captain for the Western Hockey League's Kelowna Rockets and registered 83 points with 33 goals and 50 assists in 62 games...Among all Kelowna skaters, ranked third for goals, points, power-play goals (8) and shots on goal (216) while ranking second for assists, plus/minus (+22) and power-play assists (20)...Appeared in 11 WHL Playoff games, scoring seven goals and adding five assists for 12 points...Among all Rockets skaters, ranked tied for first for power-play goals (2), second for goals, third for points and tied for fourth for assists in the postseason...Made his professional hockey debut with the American Hockey League's

Syracuse Crunch, skating in one Calder Cup Playoff game...**2022-23:** Played in 56 games with Kelowna (WHL) and recorded 79 points with 24 goals and 55 helpers...Ranked second among all Rockets skaters for assists, points, power-play goals (13) and power-play assists (23) while his 24 goals were good for third...Led all Kelowna skaters with two power-play goals...Skated in four WHL Playoff games...**2021-22:** Appeared in 67 games with Kelowna (WHL) and logged 41 points with 16 goals and 25 assists...Ranked second among all Rockets rookies for goals, assists and points...Played in five WHL Playoff games and collected three points with two goals and one assist.

CAREER STATISTICS

SEASON	TEAM	LEAGUE	GP	REGULAR SEASON					PLAYOFFS				
				G	A	TP	+/-	PIM	GP	G	A	TP	PIM
2021-22	KELOWNA	WHL	67	16	25	41	12	6	5	2	1	3	0
2022-23	KELOWNA	WHL	56	24	55	79	9	44	4	0	0	0	4
2023-24	KELOWNA	WHL	62	33	50	83	22	48	11	7	5	12	2
	SYRACUSE	AHL	0	0	0	0	0	0	1	0	0	0	0



MATT TOMKINS

POSITION Goaltender
HEIGHT 6-4
WEIGHT 191
CATCHES Left
BORN June 19, 1994 (Edmonton, Alberta)
ACQUIRED Signed as a free agent to a two-year, two-way contract on May 10, 2023

CAREER

Signed as a free agent to a two-year, two-way contract on May 10, 2023...Selected by Chicago in the seventh round, 199th overall, of the 2012 NHL Entry Draft...**2023-24:** Played in 29 games with the American Hockey League's Syracuse Crunch, posting a 15-12-2 record with a .904 save percentage and 2.53 goals against average... Appeared in one Calder Cup Playoff game with the Crunch...Made his National Hockey League debut with the Tampa Bay Lightning on October 15 vs. Ottawa, making 33 saves on 37 shots against in the defeat...Played in six games with Tampa Bay, posting a 3-2-1 record with a .892 save percentage and 3.33 goals against average... Collected his first career NHL win November 7 at Montreal, making 26 saves on 30 shots against in the victory...**2022-23:** Played in 32 games with Farjestad BK of the Swedish Hockey League, posting a 20-12-0 record with two shutouts...Registered a save percentage of .911% and a goals against average of 2.53... Also played in seven playoff games for Farjestad, winning three of the seven games he appeared in and posted a .905 save percentage and 2.68 goals against average...**2021-22:** Skated in 33 games for Frolunda HC of

the Swedish Hockey League, finishing with a 19-13-0 record with three shutouts...Also played in eight playoff games with Frolunda, helping the team sweep their first round series 4-0...Went 5-3-0 in the eight games he appeared in and registered a .885 save percentage and a 2.70 goals against average...Also played three games for Team Canada in the 2022 Winter Olympic Games and went 2-1-0 with a .963 save percentage and 1.01 goals against average...**2020-21:** Appeared in 15 games for the Rockford Ice Hogs of the AHL and posted a 5-9-1 record...**2019-20:** Played 13 games for AHL Rockford and won five of his 13 starts (5-7-1)...**2018-19:** Saw action in 54 games for the Indy Fuel of the East Coast Hockey League (29-19-5) and had two shutouts...Finished the season with a .905 save percentage and 3.04 goals against average...**2017-18:** Played in eight games with Rockford and went 1-4-2...Also played in 25 games with Indy and went 11-9-2 with a .912 save percentage...**2016-17:** Skated in his senior season at Ohio State University and finished with a 12-5-3 record in 22 games with one shutout...Posted a 2.48 goals against average, the best of his NCAA career.

CAREER STATISTICS

SEASON	TEAM	LEAGUE	GP	REGULAR SEASON							PLAYOFFS								
				W	L	T	OT	SO	GA	SA	SV %	GAA	GP	W	L	SO	GA	SV %	GAA
2013-14	OHIO	NCAA	17	6	7	-	2	0	43	440	.911	2.78	-	-	-	-	-	-	-
2014-15	OHIO	NCAA	14	5	7	-	1	2	42	297	.876	3.28	-	-	-	-	-	-	-
2015-16	OHIO	NCAA	14	5	7	-	1	0	50	396	.888	3.87	-	-	-	-	-	-	-
2016-17	OHIO	NCAA	22	12	5	-	3	1	47	467	.909	2.48	-	-	-	-	-	-	-
2017-18	ROCKFORD	AHL	8	1	4	-	2	0	30	203	.871	4.04	-	-	-	-	-	-	-
	INDY	ECHL	25	11	9	-	2	0	80	830	.912	3.47	-	-	-	-	-	-	-
2018-19	INDY	ECHL	54	29	19	-	5	2	163	1550	.905	3.04	-	-	-	-	-	-	-
2019-20	ROCKFORD	AHL	13	5	7	-	1	0	40	344	.896	3.12	-	-	-	-	-	-	-
2020-21	ROCKFORD	AHL	15	5	9	-	1	0	47	458	.907	3.21	-	-	-	-	-	-	-
2021-22	FROLUNDA	SHL	33	19	13	-	0	3	76	750	.908	2.46	8	5	3	0	-	.885	2.70
	CANADA	OLYMPICS	3	2	1	-	0	1	-	-	.963	1.01	-	-	-	-	-	-	-
	CANADA	WC	1	0	1	-	0	0	-	-	.786	8.18	-	-	-	-	-	-	-
2022-23	FARJESTAD	SHL	32	20	12	-	0	2	81	834	.911	2.53	7	3	4	0	18	.905	2.68
2023-24	SYRACUSE	AHL	29	15	12	-	2	1	73	691	.904	2.53	1	0	1	0	5	.808	5.16
	TAMPA BAY	NHL	6	3	2	-	1	0	20	165	.892	3.33	-	-	-	-	-	-	-



JESSE YLONEN

POSITION Right Wing **SHOOTS** Right
HEIGHT 6-2 **BORN** October 3, 1999 (Scottsdale, Arizona)
WEIGHT 193 **ACQUIRED** Signed as a free agent to a one-year, two-way contract on July 1, 2024

CAREER

Signed as a free agent to a one-year, two-way contract on July 1, 2024...Selected by Montreal in the second round, 35th overall, at the 2018 NHL Entry Draft...**2023-24:** Skated in 59 games with the National Hockey League's Montreal Canadiens and recorded eight points with four goals and four assists...**2022-23:** Played in 37 games with Montreal (NHL) and registered 16 points with six goals and 10 assists...Skated in 39 games with the American Hockey League's Laval Rocket and collected 32 points with 11 goals and 21 helpers... Averaged 0.82 points per game, the third-highest average among all Laval skaters (min. 20 GP)...Ranked tied for fifth for assists among all Rocket skaters...Appeared in two Calder Cup Playoff

games...**2021-22:** Played in 52 games with Laval (AHL) and recorded 36 points with 14 goals and 22 assists...Ranked sixth for goals, fourth for assists and tied for fourth for points among all Rocket skaters... Led Laval with nine power-play goals...Skated in 14 Calder Cup Playoff games and logged six points with three goals and three helpers...Appeared in 14 games with Montreal (NHL) and collected five points with two goals and three assists...**2020-21:** Skated in 29 games with Laval (AHL) and registered 17 points with nine goals and eight helpers...Played in one game with Montreal (NHL), making his NHL debut on May 12 vs. Edmonton and recording one shot on goal.

CAREER STATISTICS

SEASON	TEAM	LEAGUE	REGULAR SEASON							PLAYOFFS				
			GP	G	A	TP	+/-	PIM	GP	G	A	TP	PIM	
2020-21	MONTREAL	NHL	1	0	0	0	0	0	-	-	-	-	-	
	LAVAL	AHL	29	9	8	17	0	6	-	-	-	-	-	
2021-22	MONTREAL	NHL	14	2	3	5	2	2	-	-	-	-	-	
	LAVAL	AHL	52	14	22	36	-16	12	14	3	3	6	2	
2022-23	MONTREAL	NHL	37	6	10	16	-11	0	-	-	-	-	-	
	LAVAL	AHL	39	11	21	32	-2	16	2	0	0	0	0	
2023-24	MONTREAL	NHL	59	4	4	8	2	12	-	-	-	-	-	



HAGEN BURROWS

POSITION Right Wing
SHOOTS Right
HEIGHT 6-2
BORN October 13, 2005 (Plymouth, Minnesota)
WEIGHT 174
ACQUIRED Selected in the fourth round, 128th overall, at the 2024 NHL Draft

CAREER STATISTICS

SEASON	TEAM	LEAGUE	REGULAR SEASON						PLAYOFFS				
			GP	G	A	TP	+/-	PIM	GP	G	A	TP	PIM
2021-22	MINNETONKA HS	USHS-MN	27	14	12	26	-	8	-	-	-	-	-
2022-23	MINNETONKA HS	USHS-MN	31	25	25	50	-	24	-	-	-	-	-
2023-24	MINNETONKA HS	USHS-MN	28	19	40	59	-	18	-	-	-	-	-
	SIoux CITY	USHL	25	9	13	22	0	16	8	2	2	4	0
2024-25	DENVER	NCAA	-	-	-	-	-	-	-	-	-	-	-



JOE CONNOR

POSITION Left Wing
SHOOTS Left
HEIGHT 5-9
BORN March 31, 2005 (Amherst, New Hampshire)
WEIGHT 167
ACQUIRED Selected in the seventh round, 195th overall, at the 2024 NHL Draft

CAREER STATISTICS

SEASON	TEAM	LEAGUE	REGULAR SEASON						PLAYOFFS				
			GP	G	A	TP	+/-	PIM	GP	G	A	TP	PIM
2021-22	AVON OLD FARMS	USHS-PREP	26	13	14	27	-	-	-	-	-	-	-
2022-23	AVON OLD FARMS	USHS-PREP	28	21	23	44	-	-	-	-	-	-	-
	MUSKEGON	USHL	12	1	5	6	-1	18	-	-	-	-	-
2023-24	MUSKEGON	USHL	50	31	29	60	25	55	8	3	2	5	0
2024-25	NORTHEASTERN	NCAA	-	-	-	-	-	-	-	-	-	-	-



WARREN CLARK

POSITION Defense
SHOOTS Right
HEIGHT 6-2
BORN August 31, 2004 (Windsor, Ontario)
WEIGHT 192
ACQUIRED Selected in the sixth round, 179th overall, at the 2023 NHL Draft

CAREER STATISTICS

SEASON	TEAM	LEAGUE	REGULAR SEASON						PLAYOFFS				
			GP	G	A	TP	+/-	PIM	GP	G	A	TP	PIM
2021-22	CHATHAM	GOJHL	47	6	14	20	-	16	22	0	10	10	6
	SOUTH SHORE	NCDC	3	0	0	0	-	0	-	-	-	-	-
2022-23	STEINBACH	MJHL	55	6	32	38	-	14	18	1	7	8	4
2023-24	ST. CLOUD	NCAA	31	0	3	3	-6	8	-	-	-	-	-
2024-25	ST. CLOUD	NCAA	-	-	-	-	-	-	-	-	-	-	-



COOPER FLINTON

POSITION Left Wing
SHOOTS Left
HEIGHT 6-1
BORN August 16, 2003 (Auburn, New Hampshire)
WEIGHT 202
ACQUIRED Selected in the seventh round, 211th overall, at the 2021 NHL Draft

CAREER STATISTICS

SEASON	TEAM	LEAGUE	REGULAR SEASON						PLAYOFFS				
			GP	G	A	TP	+/-	PIM	GP	G	A	TP	PIM
2021-22	CEDAR RAPIDS	USHL	57	11	10	21	-14	65	2	0	0	0	2
2022-23	DARTMOUTH	NCAA	27	6	9	15	-5	12	-	-	-	-	-
2023-24	DARTMOUTH	NCAA	30	15	10	25	1	25	-	-	-	-	-
2024-25	DARTMOUTH	NCAA	-	-	-	-	-	-	-	-	-	-	-



ALEX GAGNE

POSITION Defense **SHOOTS** Left
HEIGHT 6-4 **BORN** August 12, 2002 (Bedford, New Hampshire)
WEIGHT 205 **ACQUIRED** Selected in the sixth round, 192nd overall, at the 2021 NHL Draft

CAREER STATISTICS

SEASON	TEAM	LEAGUE	REGULAR SEASON							PLAYOFFS				
			GP	G	A	TP	+/-	PIM	GP	G	A	TP	PIM	
2019-20	CEDAR RAPIDS	USHL	38	2	6	8	-8	26	-	-	-	-	-	
2020-21	MUSKEGON	USHL	53	3	23	26	35	24	4	0	0	0	2	
2021-22	NEW HAMPSHIRE	NCAA	33	1	7	8	-3	16	-	-	-	-	-	
2022-23	NEW HAMPSHIRE	NCAA	35	1	8	9	-6	14	-	-	-	-	-	
2023-24	NEW HAMPSHIRE	NCAA	36	1	13	14	13	24	-	-	-	-	-	



JACK HARVEY

POSITION Left Wing **SHOOTS** Left
HEIGHT 5-9 **BORN** March 31, 2003 (Des Moines, Iowa)
WEIGHT 170 **ACQUIRED** Selected in the seventh round, 193rd overall, at the 2023 NHL Draft

CAREER STATISTICS

SEASON	TEAM	LEAGUE	REGULAR SEASON							PLAYOFFS				
			GP	G	A	TP	+/-	PIM	GP	G	A	TP	PIM	
2019-20	CHICAGO	USHL	3	0	0	0	-1	0	-	-	-	-	-	
2020-21	CHICAGO	USHL	48	9	8	17	7	6	8	0	1	1	0	
	USNTDP	USHL	1	0	0	0	0	0	-	-	-	-	-	
2021-22	USA-U18	NTDP	2	0	0	0	1	0	-	-	-	-	-	
	CHICAGO	USHL	60	26	23	49	1	8	3	0	1	1	0	
2022-23	USA-U18	NTDP	2	0	0	0	-1	0	-	-	-	-	-	
	CHICAGO	USHL	62	40	34	74	30	24	6	2	2	4	0	
2023-24	BOSTON U	NCAA	20	7	8	15	14	4	-	-	-	-	-	
2024-25	BOSTON U	NCAA	-	-	-	-	-	-	-	-	-	-	-	



JAN GOLICIC

POSITION Defense **SHOOTS** Left
HEIGHT 6-5 **BORN** June 30, 2006 (Jesenice, Slovenia)
WEIGHT 190 **ACQUIRED** Selected in the fourth round, 118th overall, at the 2024 NHL Draft

CAREER STATISTICS

SEASON	TEAM	LEAGUE	REGULAR SEASON							PLAYOFFS				
			GP	G	A	TP	+/-	PIM	GP	G	A	TP	PIM	
2023-24	GATINEAU	QMJHL	65	3	26	29	-4	48	5	0	0	0	4	
	SLOVENIA U18	WJC-18	5	4	6	10	6	2	-	-	-	-	-	
2024-25	GATINEAU	QMJHL	-	-	-	-	-	-	-	-	-	-	-	



ETHAN HAY

POSITION Center **SHOOTS** Left
HEIGHT 6-1 **BORN** January 15, 2005 (Kitchener, Ontario)
WEIGHT 189 **ACQUIRED** Selected in the seventh round, 211th overall, at the 2023 NHL Draft

CAREER STATISTICS

SEASON	TEAM	LEAGUE	REGULAR SEASON							PLAYOFFS				
			GP	G	A	TP	+/-	PIM	GP	G	A	TP	PIM	
2021-22	FLINT	OHL	59	8	11	19	-3	78	19	1	1	2	16	
2022-23	FLINT	OHL	64	17	11	28	-11	61	7	1	5	6	6	
2023-24	FLINT	OHL	9	2	1	3	-7	6	-	-	-	-	-	
	SAGINAW	OHL	58	10	11	21	8	62	17	0	1	1	16	
2024-25	SAGINAW	OHL	-	-	-	-	-	-	-	-	-	-	-	



ISAAC HOWARD

POSITION Left Wing **SHOOTS** Left
HEIGHT 5-10 **BORN** March 30, 2004 (Hudson, Wisconsin)
WEIGHT 180 **ACQUIRED** Selected in the first round, 31st overall, at the 2022 NHL Draft

CAREER STATISTICS

SEASON	TEAM	LEAGUE	REGULAR SEASON							PLAYOFFS				
			GP	G	A	TP	+/-	PIM	GP	G	A	TP	PIM	
2020-21	USNTDP	USHL	28	16	17	33	3	4	-	-	-	-	-	
	U.S. U17	USDP	34	27	27	54	-	4	-	-	-	-	-	
	U.S. U18	USDP	17	5	14	19	5	0	-	-	-	-	-	
	UNITED STATES	U-18	5	1	3	4	-1	0	-	-	-	-	-	
2021-22	USNTDP	USHL	27	11	26	37	18	32	-	-	-	-	-	
	U.S. U18	USDP	60	33	49	82	31	42	-	-	-	-	-	
	UNITED STATES	U-18	6	6	5	11	8	2	-	-	-	-	-	
2022-23	MINNESOTA-DULUTH	NCAA	35	6	11	17	-13	25	-	-	-	-	-	
2023-24	MICHIGAN STATE	NCAA	36	8	28	36	3	10	-	-	-	-	-	
	UNITED STATES	WJC-20	7	7	2	9	10	0	-	-	-	-	-	
2024-25	MICHIGAN STATE	NCAA	-	-	-	-	-	-	-	-	-	-	-	



HARRISON MENECHIN

POSITION Goaltender **CATCHES** Left
HEIGHT 6-3 **BORN** September 13, 2004 (Surrey, British Columbia)
WEIGHT 176 **ACQUIRED** Selected in the seventh round, 206th overall, at the 2024 NHL Draft

CAREER STATISTICS

SEASON	TEAM	LEAGUE	REGULAR SEASON							PLAYOFFS				
			GP	W	L	OT	SO	SV%	GAA	GP	W	L	SV%	GAA
2022-23	LETHBRIDGE	WHL	36	19	12	2	1	.908	2.83	2	0	1	.882	3.37
2023-24	LETHBRIDGE	WHL	53	27	20	5	3	.919	2.59	4	0	4	.887	4.00
2024-25	LETHBRIDGE	WHL	-	-	-	-	-	-	-	-	-	-	-	-



GONNOR KURTH

POSITION Right Wing **SHOOTS** Left
HEIGHT 5-11 **BORN** July 30, 2003 (Elk River, Minnesota)
WEIGHT 215 **ACQUIRED** Selected in the sixth round, 192nd overall, at the 2022 NHL Draft

CAREER STATISTICS

SEASON	TEAM	LEAGUE	REGULAR SEASON							PLAYOFFS				
			GP	G	A	TP	+/-	PIM	GP	G	A	TP	PIM	
2020-21	DUBUQUE	USHL	52	15	26	41	-8	26	2	0	0	0	0	
2021-22	DUBUQUE	USHL	62	35	46	81	37	40	2	2	0	2	4	
2022-23	MINNESOTA	NCAA	38	7	4	11	8	35	-	-	-	-	-	
2023-24	MINNESOTA	NCAA	37	7	14	21	-5	14	-	-	-	-	-	
2024-25	MINNESOTA	NCAA	-	-	-	-	-	-	-	-	-	-	-	



WALTERI MERELÄ

POSITION Center **SHOOTS** Right
HEIGHT 6-3 **BORN** July 6, 1998 (Ylojarvi, Finland)
WEIGHT 210 **ACQUIRED** Signed as a free agent on June 5, 2023

CAREER STATISTICS

SEASON	TEAM	LEAGUE	REGULAR SEASON							PLAYOFFS				
			GP	G	A	TP	+/-	PIM	GP	G	A	TP	PIM	
2018-19	PELICANS	LIIGA	9	0	1	1	-4	0	-	-	-	-	-	
	PELICANS U20	SM-LIIGA	32	22	32	54	24	67	10	3	6	9	12	
	PELIITAT	MESTIS	9	1	4	5	-1	0	-	-	-	-	-	
2019-20	PELICANS	LIIGA	48	7	11	18	-3	16	-	-	-	-	-	
	PELICANS U20	SM-LIIGA	2	1	2	3	4	6	1	0	0	0	0	
	PELIITAT	MESTIS	10	3	4	7	-1	14	-	-	-	-	-	
2020-21	PELICANS	LIIGA	57	10	17	27	12	55	5	1	0	1	4	
2021-22	TAPPARA	LIIGA	57	21	23	44	31	38	15	1	7	8	8	
2022-23	TAPPARA	LIIGA	41	15	18	33	1	47	14	8	6	14	4	
2023-24	TAMPA BAY	NHL	19	1	0	1	2	4	-	-	-	-	-	
	SYRACUSE	AHL	55	15	19	34	-2	16	8	3	0	3	2	



KADEN PITRE

POSITION Center
SHOOTS Left
HEIGHT 5-11
BORN February 8, 2006 (Newmarket, Ontario)
WEIGHT 185
ACQUIRED Selected in the sixth round, 181st overall, at the 2024 NHL Draft

CAREER STATISTICS

SEASON	TEAM	LEAGUE	REGULAR SEASON						PLAYOFFS				
			GP	G	A	TP	+/-	PIM	GP	G	A	TP	PIM
2022-23	FLINT	OHL	63	7	4	11	-8	19	5	0	0	0	2
2023-24	FLINT	OHL	35	10	20	30	-9	29	-	-	-	-	-
2024-25	FLINT	OHL	-	-	-	-	-	-	-	-	-	-	-



JOONA SAARELAINEN

POSITION Center
SHOOTS Left
HEIGHT 5-9
BORN April 4, 2006 (Mikkeli, Finland)
WEIGHT 193
ACQUIRED Selected in the fifth round, 149th overall, at the 2024 NHL Draft

CAREER STATISTICS

SEASON	TEAM	LEAGUE	REGULAR SEASON						PLAYOFFS				
			GP	G	A	TP	+/-	PIM	GP	G	A	TP	PIM
2023-24	KALPA U20	U20 SM-SARJA	41	13	23	36	11	20	1	0	0	0	0
	FINLAND U18	INTERNATIONAL	17	13	4	17	-	10	-	-	-	-	-
	FINLAND U18	WJC-18	5	3	1	4	4	2	-	-	-	-	-
2024-25	KALPA U20	U20 SM-SARJA	-	-	-	-	-	-	-	-	-	-	-



DANIIL PYLENKOV

POSITION Defense
SHOOTS Left
HEIGHT 6-1
BORN September 26, 2000 (Yegoryevsk, Russia)
WEIGHT 194
ACQUIRED Selected in the seventh round, 196th overall, at the 2021 NHL Draft

CAREER STATISTICS

SEASON	TEAM	LEAGUE	REGULAR SEASON						PLAYOFFS				
			GP	G	A	TP	+/-	PIM	GP	G	A	TP	PIM
2021-22	ST. PETERSBURG	KHL	43	5	6	11	15	2	5	0	1	1	2
	ST. PETERSBURG	VHL	0	0	0	0	0	0	1	1	1	2	0
2022-23	ST. PETERSBURG	KHL	18	1	6	7	7	6	-	-	-	-	-
	SEVERSTAL	KHL	22	3	11	14	4	6	7	1	4	5	2
2023-24	MOSKVA	KHL	67	7	22	29	1	18	10	1	3	4	6
2024-25	MOSKVA	KHL	-	-	-	-	-	-	-	-	-	-	-



JAYSON SHAUGABAY

POSITION Right Wing
SHOOTS Right
HEIGHT 5-9
BORN April 5, 2005 (Roseau, Minnesota)
WEIGHT 166
ACQUIRED Selected in the fourth round, 115th overall, at the 2023 NHL Draft

CAREER STATISTICS

SEASON	TEAM	LEAGUE	REGULAR SEASON						PLAYOFFS				
			GP	G	A	TP	+/-	PIM	GP	G	A	TP	PIM
2021-22	WARROAD	USHS-MN	31	27	55	82	74	6	-	-	-	-	-
	GREEN BAY	USHL	9	0	0	0	-2	0	-	-	-	-	-
	USA-U17	INTERNATIONAL	4	1	1	2	-	0	-	-	-	-	-
2022-23	WARROAD	USHS-MN	31	33	63	96	-	12	-	-	-	-	-
	GREEN BAY	USHL	27	3	13	16	-2	6	3	0	0	0	0
2023-24	GREEN BAY	USHL	62	15	40	55	+10	12	8	4	2	6	0
2024-25	MINN.-DULUTH	NCAA	-	-	-	-	-	-	-	-	-	-	-



NOAH STEEN

POSITION Left Wing **SHOOTS** Left
HEIGHT 6-1 **BORN** August 16, 2004 (Oslo, Norway)
WEIGHT 187 **ACQUIRED** Selected in the seventh round, 199th overall,
at the 2024 NHL Draft

CAREER STATISTICS

SEASON	TEAM	LEAGUE	REGULAR SEASON							PLAYOFFS				
			GP	G	A	TP	+/-	PIM	GP	G	A	TP	PIM	
2022-23	MORA IK	J20 NATIONELL	43	17	11	28	8	78	-	-	-	-	-	
2023-24	MORA IK	J20 NATIONELL	17	10	12	22	9	16	-	-	-	-	-	
	MORA IK	ALLSVENSKAN	40	14	3	17	6	24	12	1	4	5	32	
	NORWAY	WC	7	1	2	3	-1	4	-	-	-	-	-	
	NORWAY U20	WJC-20	5	1	2	3	-1	4	-	-	-	-	-	
2024-25	ÖREBO	USHL	-	-	-	-	-	-	-	-	-	-	-	



KLAVS VEINBERGS

POSITION Left Wing **SHOOTS** Right
HEIGHT 6-3 **BORN** March 27, 2003 (Riga, Latvia)
WEIGHT 207 **ACQUIRED** Selected in the seventh round, 224th overall,
at the 2022 NHL Draft

CAREER STATISTICS

SEASON	TEAM	LEAGUE	REGULAR SEASON							PLAYOFFS				
			GP	G	A	TP	+/-	PIM	GP	G	A	TP	PIM	
2022-23	LINCOLN	USHL	50	12	16	28	0	93	9	2	1	3	0	
	LATVIA U20	WJC-20	5	0	1	1	-6	2	-	-	-	-	-	
2023-24	COLORADO	NCAA	19	4	6	10	0	10	-	-	-	-	-	
2024-25	COLORADO	NCAA	-	-	-	-	-	-	-	-	-	-	-	



NHL OPPONENTS

ANAHEIM DUCKS



2695 E Katella Avenue
 Anaheim, California 92806
 Phone: (714) 940-2900
 Website: www.nhl.com/ducks
 Team Colors: Black, Gold, Orange, Silver, White
 Inaugural Season: 1993-94
 Arena: Honda Center (17,174)
 Stanley Cup Titles: 1 (2007)
 Television: KCOP-TV, Bally Sports SoCal,
 Bally Sports West
 Radio: Ducks Stream

General Manager: Pat Verbeek
 Head Coach: Greg Cronin
 Assistant Coaches: Brent Thompson,
 Tim Army,
 Richard Clune
 Media & Communications Managers: Alex Gilchrist,
 Steve Brown,
 Sammy Glantz

SERIES INFORMATION

Last Lightning Win: March 24, 2024 (Lightning 3 @ Anaheim 2, OT)
 Last Anaheim Win: January 21, 2022 (Lightning 1 @ Anaheim 5)
 Last Tie: March 3, 1996 (Lightning 2 @ Anaheim 2)
 Last Lightning Overtime Win: March 24, 2024 (Lightning 3 @ Anaheim 2, OT)
 Last Anaheim Overtime Win: January 17, 2017 (Lightning 1 @ Anaheim 2)
 Last Lightning Shootout Win: February 4, 2017 (Lightning 3 vs. Anaheim 2)
 Last Anaheim Shootout Win: January 29, 2010 (Lightning 1 vs. Anaheim 2)
 Last Lightning Shutout: November 21, 2015 (Lightning 5 vs. Anaheim 0)
 Last Anaheim Shutout: November 22, 2013 (Lightning 0 @ Anaheim 1, OT)
 Last Lightning Win at Home: January 13, 2024 (Lightning 5 vs. Anaheim 1)
 Last Anaheim Win at Home: January 21, 2022 (Lightning 1 @ Anaheim 5)
 Last Lightning Win at Anaheim: March 24, 2024 (Lightning 3 @ Anaheim 2, OT)
 Last Anaheim Win at Tampa Bay: November 27, 2018 (Lightning 1 vs. Anaheim 3)
 Most Goals by Lightning: 6, 2x, Last: February 21, 2023 (Lightning 6 vs. Anaheim 1)
 Most Goals by Anaheim: 5, 4x, Last: January 21, 2022 (Anaheim 5 vs. Lightning 1)
 Most Goals by Both Teams: 8, 3x, Last: November 23, 2019 (Lightning 6 vs. Anaheim 2)
 Last Lightning Hat Trick: None
 Last Anaheim Hat Trick: None

2023-24 SEASON SUMMARY

WON: 2 LOST: 0 OT: 0

AT TAMPA BAY LIGHTNING

DATE	TEAM	OPPONENT	ATTEND	GOALTENDERS	W GOAL
Jan 13, 2024	Lightning 5	Ducks 1	19,092	Vasilevskiy vs. Dostal	Steven Stamkos

AT ANAHEIM DUCKS

DATE	TEAM	OPPONENT	ATTEND	GOALTENDERS	W GOAL
Mar 24, 2024	Lightning 3	Ducks 2	16,152	Johansson vs. Dostal	Anthony Cirelli*

*-Overtime **-Shootout

ALL-TIME SERIES

SEASON	OVERALL						HOME						ROAD											
	GP	W	L	T	OTL	PTS	GF	GA	GP	W	L	T	OTL	PTS	GF	GA	GP	W	L	T	OTL	PTS	GF	GA
2023-24	2	2	0	-	0	4	8	3	1	1	0	-	0	2	5	1	1	1	0	-	0	2	3	2
2022-23	2	2	0	-	0	4	10	3	1	1	0	-	0	2	6	1	1	1	0	-	0	2	4	2
2021-22	2	1	1	-	0	2	5	8	1	1	0	-	0	2	4	3	1	0	1	-	0	0	1	5
2020-21	-	-	-	-	-	-	-	-	-	-	-	-	-	-	-	-	-	-	-	-	-	-	-	-
2019-20	2	2	0	-	0	4	10	5	1	1	0	-	0	2	6	2	1	1	0	-	0	2	4	3
2018-19	2	1	1	-	0	2	3	4	1	0	1	-	0	0	1	3	1	1	0	-	0	2	2	1
2017-18	2	1	1	-	0	2	3	5	1	0	1	-	0	0	1	4	1	1	0	-	0	2	2	1
2016-17	2	1	0	-	1	3	4	4	1	1	0	-	0	2	3	2	1	0	0	-	1	1	1	2
2015-16	2	2	0	-	0	4	7	1	1	1	0	-	0	2	5	0	1	1	0	-	0	2	2	1
2014-15	2	2	0	-	0	4	9	4	1	1	0	-	0	2	5	3	1	1	0	-	0	2	4	1
2013-14	2	1	0	-	1	3	5	2	1	1	0	-	0	2	5	1	1	0	0	-	1	1	0	1
2012-13	-	-	-	-	-	-	-	-	-	-	-	-	-	-	-	-	-	-	-	-	-	-	-	-
2011-12	1	0	-	-	2	3	2	1	1	0	-	0	2	3	2	-	-	-	-	-	-	-	-	-
2010-11	1	0	0	-	1	1	2	3	-	-	-	-	-	-	-	-	1	0	0	-	1	1	2	3
2009-10	2	0	0	-	2	2	4	6	1	0	0	-	1	1	1	2	1	0	0	-	1	1	3	4
2008-09	1	1	0	-	0	2	4	3	-	-	-	-	-	-	-	-	1	1	0	-	0	2	4	3
2007-08	-	-	-	-	-	-	-	-	-	-	-	-	-	-	-	-	-	-	-	-	-	-	-	-
2006-07	1	0	1	-	0	0	3	4	1	0	1	-	0	0	3	4	0	0	0	-	0	0	0	0
2005-06	1	0	1	-	0	0	2	4	-	-	-	-	-	-	-	-	1	0	1	-	0	0	2	4
2004-05	-	-	-	-	-	-	-	-	-	-	-	-	-	-	-	-	-	-	-	-	-	-	-	-
2003-04	1	0	1	0	0	0	0	2	1	0	1	0	0	0	0	2	-	-	-	-	-	-	-	-
2002-03	1	1	0	0	0	2	2	0	1	1	0	0	0	2	2	0	-	-	-	-	-	-	-	-
2001-02	2	2	0	0	0	4	6	4	1	1	0	0	0	2	3	2	1	1	0	0	0	2	3	2
2000-01	1	0	1	0	0	0	1	3	-	-	-	-	-	-	-	-	1	0	1	0	0	0	1	3
1999-00	2	1	1	0	0	2	6	5	1	0	1	0	0	0	2	3	1	1	0	0	0	2	4	2
1998-99	2	0	2	0	-	0	6	10	1	0	1	0	-	0	3	5	1	0	1	0	-	0	3	5
1997-98	2	0	2	0	-	0	3	9	1	0	1	0	-	0	1	4	1	0	1	0	-	0	2	5
1996-97	2	1	1	0	-	2	4	5	1	1	0	0	-	2	3	2	1	0	1	0	-	0	1	3
1995-96	2	1	0	1	-	3	4	3	1	1	0	0	-	2	2	1	1	0	0	1	-	1	2	2
1994-95	-	-	-	-	-	-	-	-	-	-	-	-	-	-	-	-	-	-	-	-	-	-	-	-
1993-94	2	1	1	0	-	2	5	6	1	0	1	0	-	0	1	4	1	1	0	0	-	2	4	2
TOTALS	44	24	14	1	5	54	118	107	22	13	8	0	1	27	64	50	22	11	6	1	4	27	54	57

INDIVIDUAL SCORING

TAMPA BAY LIGHTNING

Player	GP	G	A	P	+/-	PIM
Steven Stamkos	2	2	1	3	0	0
Nikita Kucherov	2	0	3	3	0	0
Brandon Hagel	2	1	1	2	3	2
Nick Perbix	2	0	2	2	3	0
Victor Hedman	1	1	0	1	1	14
Calvin de Haan	2	1	0	1	1	0
Luke Glendening	2	1	0	1	1	0
Anthony Duclair	1	1	0	1	0	0
Anthony Cirelli	2	1	0	1	3	0
Austin Watson	2	0	1	1	1	2
Nicholas Paul	2	0	1	1	2	0
Brayden Point	1	0	1	1	0	0
Darren Raddysh	2	0	1	1	0	2
Tanner Jeannot	1	0	1	1	1	0
Mathew Dumba	1	0	0	0	0	2
Tyler Motte	2	0	0	0	-1	2
Conor Sheary	2	0	0	0	-1	0
Erik Cernak	1	0	0	0	0	0
Michael Eyssimont	2	0	0	0	-1	0
Maxwell Crozier	1	0	0	0	0	0
Gage Goncalves	1	0	0	0	0	2
Emil Lilleberg	2	0	0	0	0	2

Power Play: 3-6 (50%)
 Penalty Kill: 6-7 (85.7%)

GOALTENDING

TAMPA BAY LIGHTNING

PLAYER	GP	W	L	OT	SO	SA	SVS	SV%	GAA
Andrei Vasilevskiy	1	1	0	0	0	20	19	.950	1.00
Jonas Johansson	1	1	0	0	0	32	30	.938	1.97

BOSTON BRUINS



100 Legends Way
 Boston, Massachusetts 02114
 Phone: (617) 624-1900
 Website: www.nhl.com/bruins
 Team Colors: Black, Gold, White
 Inaugural Season: 1924-25
 Arena: T D Garden (17,850)
 Stanley Cup Titles: 6 (1929, 1939, 1941, 1970, 1972, 2011)
 Television: New England Sports Network
 Radio: WBZ-FM 98.5

General Manager: Don Sweeney
 Head Coach: Jim Montgomery
 Assistant Coaches: Joe Sacco, Chris Kelly, Jay Leach

Media & Communications Managers: Adam Rogowin, Travis Basciotta, Heidi Holland, Annie Kew

SERIES INFORMATION

Last Lightning Win: March 27, 2024 (Lightning 3 vs. Boston 1)
 Last Boston Win: January 6, 2024 (Lightning 3 @ Boston 7)
 Last Tie: December 23, 2003 (Lightning 1 @ Boston 1)
 Last Lightning Overtime Win: November 20, 2023 (Lightning 5 vs. Boston 4, OT)
 Last Boston Overtime Win: April 8, 2022 (Lightning 1 vs. Boston 2, OT)
 Last Lightning Shootout Win: February 13, 2024 (Lightning 3 @ Boston 2, SO)
 Last Boston Shootout Win: November 3, 2016 (Lightning 3 vs. Boston 4, SO)
 Last Lightning Shutout: April 3, 2018 (Lightning 4 vs. Boston 0)
 Last Boston Shutout: March 17, 2018 (Lightning 0 vs. Boston 3)
 Last Lightning Win at Home: March 27, 2024 (Lightning 3 vs. Boston 1)
 Last Boston Win at Home: January 6, 2024 (Lightning 3 @ Boston 7)
 Last Lightning Win at Boston: February 13, 2024 (Lightning 3 @ Boston 2, SO)
 Last Boston Win at Tampa Bay: November 21, 2022 (Boston 5 @ Lightning 3)
 Most Goals by Lightning: 6, 5x, Last: April 6, 2019 (Lightning 6 @ Boston 3)
 Most Goals by Boston: 8, December 2, 2010 (Boston 8 vs. Lightning 1)
 Most Goals by Both Teams: 12, December 23, 1995 (Lightning 5 @ Boston 7)
 Last Lightning Hat Trick: Nikita Kucherov, March 23, 2017 (Lightning 6 @ Boston 3)
 Last Boston Hat Trick: David Pastrnak, March 24, 2022 (Lightning 2 @ Boston 3)

2023-24 SEASON SUMMARY

WON: 3 LOST: 1 OT: 0

AT TAMPA BAY LIGHTNING

DATE	TEAM	OPPONENT	ATTEND	GOALTENDERS	W GOAL
Nov 20, 2023	Lightning 5	Bruins 4	19,092	Johansson vs. Swayman	Brandon Hagel*
Mar 27, 2024	Lightning 3	Bruins 1	19,092	Vasilevskiy vs. Ullmark	Brayden Point

AT BOSTON BRUINS

DATE	TEAM	OPPONENT	ATTEND	GOALTENDERS	W GOAL
Jan 6, 2024	Lightning 3	Bruins 7	17,850	Vasilevskiy vs. Ullmark	David Pastrnak
Feb 13, 2024	Lightning 3	Bruins 2	17,850	Vasilevskiy vs. Ullmark	Brayden Point**

*-Overtime **-Shootout

ALL-TIME SERIES

SEASON	OVERALL								HOME								ROAD							
	GP	W	L	T	OTL	PTS	GF	GA	GP	W	L	T	OTL	PTS	GF	GA	GP	W	L	T	OTL	PTS	GF	GA
2023-24	4	3	1	-	0	6	13	14	2	2	0	-	0	4	8	5	2	1	1	-	0	2	5	9
2022-23	4	1	3	-	0	2	8	12	2	1	1	-	0	2	6	7	2	0	2	-	0	0	2	5
2021-22	4	1	2	-	1	3	8	12	2	0	1	-	1	1	3	7	2	1	1	-	0	2	5	5
2019-20	4	3	1	-	0	6	14	9	2	1	1	-	0	2	5	3	2	2	0	-	0	4	9	6
2018-19	4	3	1	-	0	6	15	13	2	2	0	-	0	4	8	6	2	1	1	-	0	2	7	7
2017-18	4	1	3	-	0	2	8	10	2	1	1	-	0	2	4	3	2	0	2	-	0	0	4	7
2016-17	5	1	4	-	1	3	13	18	2	0	1	-	1	1	6	7	3	1	2	-	0	2	7	11
2015-16	4	2	1	-	1	5	11	8	2	0	1	-	1	1	1	4	2	2	0	-	0	4	10	4
2014-15	4	2	1	-	1	5	12	11	2	2	0	-	0	4	7	5	2	0	1	-	1	1	5	6
2013-14	4	0	3	-	1	1	4	14	2	0	1	-	1	1	3	8	2	0	2	-	0	0	1	6
2012-13	3	0	3	-	0	0	4	9	1	0	1	-	0	0	2	4	2	0	2	-	0	0	2	5
2011-12	4	2	2	-	0	4	14	13	2	2	0	-	0	4	11	4	2	0	2	-	0	0	3	9
2010-11	4	1	3	-	0	2	8	15	2	1	1	-	0	2	6	5	2	0	2	-	0	0	2	10
2009-10	4	2	2	-	0	4	12	13	2	1	1	-	0	2	6	6	2	1	1	-	0	2	6	7
2008-09	4	1	3	-	0	2	9	14	2	1	1	-	0	2	5	6	2	0	2	-	0	0	4	8
2007-08	4	2	2	-	0	4	11	12	2	1	1	-	0	2	7	6	2	1	1	-	0	2	4	5
2006-07	4	0	2	-	2	2	12	18	2	0	2	-	0	0	4	9	2	0	0	-	2	2	8	9
2005-06	4	1	3	-	0	2	12	17	2	0	2	-	0	0	3	6	2	1	1	-	0	2	9	11
2004-05	DID NOT PLAY																							
2003-04	4	2	1	1	0	5	14	9	2	2	0	0	0	4	9	3	2	0	1	1	0	1	5	6
2002-03	4	2	0	1	1	6	14	10	2	2	0	0	0	4	10	4	2	0	0	1	1	2	4	5
2001-02	4	0	1	1	2	3	12	17	2	0	0	0	2	2	7	9	2	0	1	1	0	1	5	8
2000-01	4	0	3	1	0	1	8	16	2	0	1	1	0	1	4	7	2	0	2	0	0	0	4	9
1999-00	4	1	3	0	0	2	10	19	2	1	1	0	0	2	7	8	2	0	2	0	0	0	3	11
1998-99	5	1	3	1	-	3	10	12	2	1	1	0	-	2	4	4	3	0	2	1	-	1	6	8
1997-98	4	1	2	1	-	3	8	9	2	1	1	0	-	2	3	4	2	0	1	1	-	1	5	7
1996-97	4	0	4	0	-	0	6	18	2	0	2	0	-	0	4	9	2	0	2	0	-	0	2	9
1995-96	4	2	2	0	-	4	16	15	2	2	0	0	-	4	8	4	2	0	2	0	-	0	8	11
1994-95	3	1	2	0	-	2	7	10	2	1	1	0	-	2	6	5	1	0	1	0	-	0	1	5
1993-94	4	1	1	2	-	4	9	8	2	0	1	1	-	1	5	7	2	1	0	1	-	3	4	1
1992-93	2	0	1	1	-	1	6	8	1	0	0	1	-	1	3	3	1	0	1	0	-	0	3	5
TOTALS	118	37	62	9	10	93	305	382	58	25	24	3	6	59	164	168	60	12	38	6	4	34	141	214

INDIVIDUAL SCORING

TAMPA BAY LIGHTNING

Player	GP	G	A	P	+/-	PIM
Nikita Kucherov	4	3	3	6	-2	0
Brandon Hagel	4	1	3	4	2	4
Brayden Point	4	3	0	3	-4	0
Steven Stamkos	4	1	1	2	-5	2
Nicholas Paul	4	1	1	2	-3	0
Victor Hedman	4	0	2	2	5	0
Anthony Cirelli	4	0	2	2	1	2
Michael Eyssimont	4	0	2	2	2	0
Nick Perbix	4	0	2	2	2	0
Austin Watson	1	1	0	1	1	0
Erik Cernak	3	1	0	1	-2	6
Tanner Jeannot	4	1	0	1	0	7
Mitchell Chaffee	2	1	0	1	1	0
Tyler Motte	4	0	1	1	-1	0
Mikhail Sergachev	1	0	1	1	-2	0
Emil Lilleberg	3	0	1	1	-1	0
Calvin de Haan	2	0	0	0	-2	2
Luke Glendening	4	0	0	0	0	2
Mathew Dumba	1	0	0	0	-1	0
Anthony Duclair	1	0	0	0	0	2
Conor Sheary	2	0	0	0	0	0
Haydn Fleury	1	0	0	0	0	2
Darren Raddysh	4	0	0	0	-4	0
Philippe Myers	1	0	0	0	1	2
Cole Koepke	1	0	0	0	0	0
Jack Thompson	1	0	0	0	0	0

Power Play: 2/14 (14.3%)

Penalty Kill: 13/14 (92.9%)

GOALTENDING

TAMPA BAY LIGHTNING

PLAYER	GP	W	L	OT	SO	SA	SVS	SV%	GAA
Andrei Vasilevskiy	3	2	1	0	0	87	78	.897	2.94
Jonas Johansson	1	1	0	0	0	27	23	.852	4.06

BUFFALO SABRES



One Seymour H. Knox III Plaza
 Buffalo, New York 14203
 Phone: (716) 855-4100
 Website: www.nhl.com/sabres
 Team Colors: Blue, Gold, Red
 Inaugural Season: 1970-71
 Arena: KeyBank Center (19,070)
 Stanley Cup Titles: None
 Television: MSG Network, Sabres Hockey Network
 Radio: WGR-AM 550

General Manager: Kevyn Adams
 Head Coach: Lindy Ruff
 Associate/Assistant Coaches: Mike Bales, Matt Ellis, Marty Wilford
 Media & Communications Managers: Nicole Hendricks, Chris Dierken, Kelsey Smith, Mitchell Courtney

SERIES INFORMATION

Last Lightning Win: January 20, 2024 (Lightning 3 @ Buffalo 1)
 Last Buffalo Win: April 15, 2024 (Lightning 2 vs. Buffalo 4)
 Last Tie: March 9, 2003 (Lightning 1 vs. Buffalo 1)
 Last Lightning Overtime Win: November 28, 2022 (Lightning 6 @ Buffalo 5, OT)
 Last Buffalo Overtime Win: February 29, 2024 (Lightning 2 vs. Buffalo 3, OT)
 Last Lightning Shootout Win: February 21, 2019 (Lightning 2 @ Buffalo 1, SO)
 Last Buffalo Shootout Win: December 2, 2014 (Lightning 1@ Buffalo 2, SO)
 Last Lightning Shutout: April 10, 2022 (Lightning 5 vs. Buffalo 0)
 Last Buffalo Shutout: December 23, 1998 (Lightning 0 @ Buffalo 2)
 Last Lightning Win at Home: November 5, 2022 (Lightning 5 vs. Buffalo 3)
 Last Buffalo Win at Home: October 17, 2023 (Lightning 2 @ Buffalo 3, OT)
 Last Lightning Win at Buffalo: January 20, 2024 (Lightning 3 @ Buffalo 1)
 Last Buffalo Win at Tampa Bay: April 15, 2024 (Lightning 2 vs. Buffalo 4)
 Most Goals by Lightning: 7, April 6, 2018 (Lightning 7 vs. Buffalo 5)
 Most Goals by Buffalo: 8, March 9, 2006 (Lightning 5 @ Buffalo 8)
 Most Goals by Both Teams: 13, March 9, 2006 (Lightning 5 @ Buffalo 8)
 Last Lightning Hat Trick: Nikita Kucherov, January 11, 2022 (Lightning 6 @ Buffalo 1)
 Last Buffalo Hat Trick: Tage Thompson, February 23, 2023 (Lightning 5 vs. Buffalo 6, OT)

2023-24 SEASON SUMMARY

WON: 1 LOST: 1 OT: 2

AT TAMPA BAY LIGHTNING

DATE	TEAM	OPPONENT	ATTEND	GOALTENDERS	W GOAL
Feb 29, 2024	Lightning 2	Sabres 3 (OT)	19,092	Vasilevskiy vs. Luukkonen	Rasmus Dahlin*
Apr 15, 2024	Lightning 2	Sabres 4	19,092	Vasilevskiy vs. Comrie	Jordan Greenway

AT BUFFALO SABRES

DATE	TEAM	OPPONENT	ATTEND	GOALTENDERS	W GOAL
Oct 17, 2023	Lightning 2	Sabres 3 (OT)	12,598	Johansson vs. Levi	Dylan Cozens*
Jan 20, 2024	Lightning 3	Sabres 1	18,246	Johansson vs. Luukkonen	Tyler Motte

*-Overtime **-Shootout

ALL-TIME SERIES

SEASON	OVERALL									HOME						ROAD																	
	GP	W	L	T	OTL	PTS	GF	GA		GP	W	L	T	OTL	PTS	GF	GA	GP	W	L	T	OTL	PTS	GF	GA								
2023-2024	4	1	1	-	2	4	9	11		2	0	1	-	1	1	4	7	2	1	0	-	1	3	5	4								
2022-23	4	2	1	-	1	5	19	19		2	1	0	-	1	3	10	9	2	1	1	-	0	2	9	10								
2021-22	3	2	1	-	0	4	12	6		1	1	0	-	0	2	5	0	2	1	1	-	0	2	7	6								
2020-21	-	-	-	-	-	-	-	-		-	-	-	-	-	-	-	-	-	-	-	-	-	-	-	-								
2019-20	4	4	0	-	0	8	19	9		2	2	0	-	0	4	10	5	2	2	0	-	0	4	9	6								
2018-19	4	3	1	-	0	6	13	10		2	2	0	-	0	4	7	5	2	1	1	-	0	2	6	5								
2017-18	4	2	1	-	1	5	13	12		2	1	1	-	1	3	8	7	2	1	1	-	0	2	5	5								
2016-17	4	4	0	-	0	8	13	6		2	2	0	-	0	4	8	4	2	2	0	-	0	4	5	2								
2015-16	4	3	1	-	0	6	11	7		2	1	1	-	0	2	3	5	2	2	0	-	0	4	8	2								
2014-15	5	4	0	-	1	9	16	3		3	3	0	-	0	6	10	1	2	1	0	-	1	3	6	2								
2013-14	4	3	1	-	0	6	11	10		2	1	1	-	0	2	4	5	2	2	0	-	0	4	7	5								
2012-13	3	1	2	-	0	2	4	6		2	1	1	-	0	2	3	3	1	0	1	-	0	0	1	3								
2011-12	4	3	1	-	0	6	12	11		2	1	1	-	0	2	6	7	2	2	0	-	0	4	6	4								
2010-11	4	2	2	-	0	4	11	13		2	1	1	-	0	2	7	8	2	1	1	-	0	2	4	5								
2009-10	4	0	3	-	1	1	8	21		2	0	1	-	1	1	4	9	2	0	2	-	0	0	4	12								
2008-09	4	2	2	-	0	4	15	13		2	1	1	-	0	2	8	7	2	1	1	-	0	2	7	6								
2007-08	4	0	2	-	2	2	12	19		2	0	1	-	1	1	5	8	2	0	1	-	1	1	7	11								
2006-07	4	1	3	-	0	2	8	16		2	0	2	-	0	0	3	7	2	1	1	-	0	2	5	9								
2005-06	4	0	3	-	1	1	10	19		2	0	1	-	1	1	4	8	2	0	2	-	0	0	6	11								
2004-05										DID NOT PLAY																							
2003-04	4	3	0	0	1	7	11	7		2	2	0	0	0	4	5	2	2	1	0	0	1	3	6	5								
2002-03	4	1	1	2	0	4	7	8		2	0	1	1	0	1	2	5	2	1	0	1	0	3	5	3								
2001-02	4	0	3	1	0	1	7	15		2	0	1	1	0	1	5	7	2	0	2	0	0	0	2	8								
2000-01	4	1	3	0	0	2	11	14		2	1	1	0	0	2	6	6	2	0	2	0	0	0	5	8								
1999-00	4	1	2	0	1	3	10	11		2	1	0	0	1	3	6	5	2	0	2	0	0	0	4	6								
1998-99	4	2	2	0	-	4	10	12		2	1	1	0	-	2	5	7	2	1	1	0	-	2	5	5								
1997-98	4	0	3	1	-	1	5	16		2	0	1	1	-	1	4	8	2	0	2	0	-	0	1	8								
1996-97	4	1	3	0	-	2	8	11		2	0	2	0	-	0	1	6	2	1	1	0	-	2	7	5								
1995-96	4	2	2	0	-	4	18	13		2	0	2	0	-	0	7	10	2	2	0	0	-	4	11	3								
1994-95	4	1	3	0	-	2	10	11		2	0	2	0	-	0	3	8	2	1	1	0	-	2	7	3								
1993-94	4	2	1	1	-	5	10	8		2	1	1	0	-	2	4	3	2	1	0	1	-	3	6	5								
1992-93	2	0	2	0	-	0	5	8		1	0	1	0	-	0	1	3	1	0	1	0	-	0	4	5								
TOTALS	117	51	50	5	11	118	327	344		59	24	25	3	7	58	157	173	58	27	25	2	4	60	170	171								

INDIVIDUAL SCORING

TAMPA BAY LIGHTNING

PLAYER	GP	G	A	P	+/-	PIM
Brandon Hagel	4	2	2	4	1	0
Nicholas Paul	4	1	2	3	2	0
Anthony Cirelli	4	0	3	3	2	0
Brayden Point	4	1	1	2	-4	2
Erik Cernak	3	1	1	2	1	0
Nikita Kucherov	4	0	2	2	-1	2
Steven Stamkos	3	1	0	1	-2	0
Calvin de Haan	2	1	0	1	1	0
Tyler Motte	2	1	0	1	1	0
Mitchell Chaffee	2	1	0	1	0	0
Victor Hedman	4	0	1	1	1	2
Tanner Jeannot	2	0	1	1	0	2
Zach Bogosian	1	0	0	0	0	0
Austin Watson	2	0	0	0	-1	5
Luke Glendening	4	0	0	0	1	0
Mathew Dumba	1	0	0	0	-1	0
Anthony Duclair	1	0	0	0	-1	0
Conor Sheary	4	0	0	0	0	2
Haydn Fleury	1	0	0	0	1	0
Darren Raddysh	4	0	0	0	1	4
Mikhail Sergachev	1	0	0	0	-1	0
Michael Eyssimont	4	0	0	0	-1	2
Alex Barré-Boulet	1	0	0	0	0	2
Nick Perbix	4	0	0	0	1	0
Maxwell Crozier	2	0	0	0	-2	0
Emil Lilleberg	2	0	0	0	-2	2
Waltteri Merela	2	0	0	0	0	0

Power Play: 1/12 (8.3%)
 Penalty Kill: 8/10 (80%)

GOALTENDING

TAMPA BAY LIGHTNING

PLAYER	GP	W	L	OT	SO	SA	SVS	SV%	GAA
Jonas Johansson	2	1	0	1	0	58	54	0.931	2.00
Andrei Vasilevskiy	2	0	1	1	0	57	50	0.877	3.54

CALGARY FLAMES



555 Saddledome Rise Se
 Calgary, Alberta, Canada T2P 3B9
 Phone: (403) 777-4636
 Website: www.nhl.com/flames
 Team Colors: Red, White, Black, Gold
 Inaugural Season: 1972-73 (Relocated from Atlanta in 1980)
 Arena: Scotiabank Saddledome (19,289)
 Stanley Cup Titles: 1 (1989)
 Television: Sportsnet West
 Radio: CFAC-AM 960

General Manager: Craig Conroy
 Head Coach: Ryan Huska
 Assistant Coaches: Cail MacLean, Dan Lambert, Brad Larson
 Media & Communications Managers: Peter Hanlon, Sean Kelso, Jordan Bay, Kaelyn Nelson

SERIES INFORMATION

Last Lightning Win: November 17, 2022 (Lightning 4 vs. Calgary 1)
 Last Calgary Win: March 7, 2024 (Lightning 3 vs. Calgary 6)
 Last Tie: October 7, 1995 (Lightning 3 vs. Calgary 3)
 Last Lightning Overtime Win: October 21, 2014 (Lightning 2 @ Calgary 1, OT)
 Last Calgary Overtime Win: March 10, 2007 (Lightning 2 @ Calgary 3, OT)
 Last Lightning Shootout Win: December 20, 2018 (Lightning 5 @ Calgary 4, SO)
 Last Calgary Shootout Win: None
 Last Lightning Shutout: January 3, 2014 (Lightning 2 @ Calgary 0)
 Last Calgary Shutout: January 2, 1996 (Lightning 0 @ Calgary 10)
 Last Lightning Win at Home: November 17, 2022 (Lightning 4 vs. Calgary 1)
 Last Calgary Win at Home: December 16, 2023 (Lightning 2 @ Calgary 4)
 Last Lightning Win at Calgary: December 20, 2018 (Lightning 5 @ Calgary 4, SO)
 Last Calgary Win at Tampa Bay: March 7, 2024 (Lightning 3 vs. Calgary 6)
 Most Goals by Lightning: 8, March 1, 2009 (Lightning 8 @ Calgary 6)
 Most Goals by Calgary: 10, January 2, 1996 (Lightning 0 @ Calgary 10)
 Most Goals by Both Teams: 15, December 13, 2007 (Lightning 6 vs. Calgary 9)
 Last Lightning Hat Trick: Martin St. Louis, January 24, 2004 (Lightning 6 @ Calgary 2)
 Last Calgary Hat Trick: Johnny Gaudreau, March 10, 2022 (Lightning 1 @ Calgary 4)

2023-24 SEASON SUMMARY

WON: 0 LOST: 2 OT: 0

AT TAMPA BAY LIGHTNING

DATE	TEAM	OPPONENT	ATTEND	GOALTENDERS	W GOAL
Mar 7, 2024	Lightning 3	Flames 6	19,092	Vasilevskiy vs. Markstrom	Jakob Pelletier

AT CALGARY FLAMES

DATE	TEAM	OPPONENT	ATTEND	GOALTENDERS	W GOAL
Dec 16, 2023	Lightning 2	Flames 4	16,801	Vasilevskiy vs. Vladar	Yegor Sharangovich

*-Overtime **-Shootout

ALL-TIME SERIES

SEASON	OVERALL							HOME						ROAD										
	GP	W	L	T	OTL	PTS	GF	GA	GP	W	L	T	OTL	PTS	GF	GA	GP	W	L	T	OTL	PTS	GF	GA
2023-24	2	0	2	-	0	0	5	10	1	0	1	-	0	0	3	6	1	0	1	-	0	0	2	4
2022-23	2	1	1	-	0	2	7	7	1	1	0	-	0	2	4	1	1	0	1	-	0	0	3	6
2021-22	2	1	1	-	0	2	5	5	1	1	0	-	0	2	4	1	1	0	1	-	0	0	1	4
2020-21	-	-	-	-	-	-	-	-	-	-	-	-	-	-	-	-	-	-	-	-	-	-	-	-
2019-20	1	1	0	-	0	2	4	3	1	1	0	-	0	2	4	3	-	-	-	-	-	-	-	-
2018-19	2	2	0	-	0	4	11	7	1	1	0	-	0	2	6	3	1	1	0	-	0	2	5	4
2018-19	2	2	0	-	0	4	11	7	1	1	0	-	0	2	6	3	1	1	0	-	0	2	5	4
2017-18	2	1	1	-	0	2	8	9	1	0	1	-	0	0	1	5	1	1	0	-	0	2	7	4
2016-17	2	1	1	-	0	2	8	6	1	0	1	-	0	0	2	3	1	1	0	-	0	2	6	3
2015-16	2	1	1	-	0	2	4	4	1	1	0	-	0	2	3	1	1	0	1	-	0	0	1	3
2014-15	2	2	0	-	0	4	7	3	1	1	0	-	0	2	5	2	1	1	0	-	0	2	2	1
2013-14	2	1	1	-	-	2	3	4	1	0	1	-	0	0	1	4	1	1	0	-	-	2	2	0
2012-13	-	-	-	-	-	-	-	-	-	-	-	-	-	-	-	-	-	-	-	-	-	-	-	-
2011-12	1	1	0	-	0	2	5	4	1	1	0	-	0	2	5	4	-	-	-	-	-	-	-	-
2010-11	1	0	1	-	0	0	2	4	-	-	-	-	-	-	-	-	1	0	1	-	0	0	2	4
2009-10	1	1	0	-	0	2	2	1	1	1	0	-	0	2	2	1	-	-	-	-	-	-	-	-
2008-09	1	1	0	-	0	2	8	6	-	-	-	-	-	-	-	-	1	1	0	-	0	2	8	6
2007-08	1	0	1	-	0	0	6	9	1	0	1	-	0	0	6	9	-	-	-	-	-	-	-	-
2006-07	1	1	0	-	0	2	3	2	0	0	0	-	0	0	0	0	1	1	0	-	0	2	3	2
2005-06	-	-	-	-	-	-	-	-	-	-	-	-	-	-	-	-	-	-	-	-	-	-	-	-
2004-05	-	-	-	-	-	-	-	-	-	-	-	-	-	-	-	-	-	-	-	-	-	-	-	-
2003-04	1	1	0	0	0	2	6	2	-	-	-	-	-	-	-	-	1	1	0	0	0	2	6	2
2002-03	1	0	1	0	0	0	1	4	-	-	-	-	-	-	-	-	1	0	1	0	0	0	1	4
2001-02	2	2	0	0	0	4	6	3	1	1	0	0	0	2	3	2	1	1	0	0	0	2	3	1
2000-01	1	0	1	0	0	0	3	4	1	0	1	0	0	0	3	4	-	-	-	-	-	-	-	-
1999-00	2	1	0	0	1	3	4	4	1	1	0	0	0	2	2	1	1	0	0	0	1	1	2	3
1998-99	2	0	2	0	-	0	2	6	1	0	1	0	-	0	1	2	1	0	1	0	-	0	1	4
1997-98	2	1	1	0	-	2	5	5	1	1	0	0	-	2	4	3	1	0	1	0	-	0	1	2
1996-97	2	2	0	0	-	4	6	4	1	1	0	0	-	2	2	1	1	1	0	0	-	2	4	3
1995-96	2	0	1	1	-	1	3	13	1	0	0	1	-	1	3	3	1	0	1	0	-	0	0	10
1994-95	-	-	-	-	-	-	-	-	-	-	-	-	-	-	-	-	-	-	-	-	-	-	-	-
1993-94	2	1	1	0	-	2	7	7	1	0	1	0	-	0	3	7	1	1	0	0	-	2	4	0
1992-93	3	1	2	0	-	2	12	12	2	1	1	0	-	2	10	9	1	0	1	0	-	0	2	3
TOTALS	45	24	19	1	1	50	142	148	23	13	9	1	0	27	77	75	22	11	10	0	1	23	65	73

INDIVIDUAL SCORING

TAMPA BAY LIGHTNING

Player	GP	G	A	P	+/-	PIM
Nikita Kucherov	2	0	3	3	-2	0
Steven Stamkos	2	1	1	2	-3	0
Conor Sheary	2	1	1	2	0	0
Victor Hedman	2	0	2	2	-3	2
Nicholas Paul	2	0	2	2	-1	0
Brayden Point	2	1	0	1	-2	0
Anthony Cirelli	2	1	0	1	-4	0
Michael Eyssimont	2	1	0	1	0	4
Calvin de Haan	2	0	0	0	-1	0
Austin Watson	1	0	0	0	0	0
Luke Glendening	2	0	0	0	-1	0
Tyler Motte	2	0	0	0	0	0
Darren Raddysh	2	0	0	0	-1	0
Erik Cernak	2	0	0	0	-2	2
Mikhail Sergachev	1	0	0	0	-1	0
Brandon Hagel	2	0	0	0	-5	2
Tanner Jeannot	1	0	0	0	0	5
Nick Perbix	2	0	0	0	0	2
Maxwell Crozier	1	0	0	0	-2	0
Mitchell Chaffee	1	0	0	0	-1	0
Emil Lilleberg	1	0	0	0	-2	0

Power Play: 1/4 (25%)
 Penalty Kill: 4/4 (100%)

GOALTENDING

TAMPA BAY LIGHTNING

PLAYER	GP	W	L	OT	SO	SA	SVS	SV%	GAA
Andrei Vasilevskiy	2	0	2	-	0	49	40	0.816	4.64

CAROLINA HURRICANES



1400 Edwards Mill Road
 Raleigh, North Carolina 27607
 Phone: (919) 467-7825
 Website: www.nhl.com/hurricanes
 Team Colors: Red, White, Black, Silver
 Inaugural Season: 1979-80 (Relocated from Hartford in 1997)
 Arena: PNC Arena (18,680)
 Stanley Cup Titles: 1 (2006)
 Television: Bally Sports South
 Radio: WCMC-FM 99.9

General Manager: Eric Tulsy
 Head Coach: Rod Brind'Amour
 Assistant Coaches: Jeff Daniels, Tim Gleason
 Media & Communications Managers: Mike Sundheim, Mike Brown, David Piper

SERIES INFORMATION

Last Lightning Win: November 24, 2023 (Lightning 8 @ Carolina 2)
 Last Carolina Win: November 11, 2023 (Lightning 0 vs. Carolina 4)
 Last Tie: November 23, 2003 (Lightning 0 @ Carolina 0)
 Last Lightning Overtime Win: March 29, 2022 (Lightning 4 vs. Carolina 3, OT)
 Last Carolina Overtime Win: November 3, 2022 (Carolina 2 @ Lightning 1, OT)
 Last Lightning Shootout Win: January 20, 2007 (Lightning 6 @ Carolina 5, SO)
 Last Carolina Shootout Win: November 3, 2022 (Lightning 3 vs. Carolina 4, SO)
 Last Lightning Shutout: October 24, 2023 (Lightning 3 vs. Carolina 0)
 Last Carolina Shutout: November 11, 2023 (Lightning 0 vs. Carolina 4)
 Last Lightning Win at Home: October 24, 2023 (Lightning 3 vs. Carolina 0)
 Last Carolina Win at Home: March 5, 2023 (Lightning 0 @ Carolina 6)
 Last Lightning Win at Carolina: November 24, 2023 (Lightning 8 @ Carolina 2)
 Last Carolina Win at Tampa Bay: November 11, 2023 (Lightning 0 vs. Carolina 4)
 Most Goals by Lightning: 8, November 24, 2023 (Lightning 8 @ Carolina 2)
 Most Goals by Carolina: 9, March 7, 2009 (Lightning 3 vs. Carolina 9)
 Most Goals by Both Teams: 13, April 6, 2010 (Lightning 5 vs. Carolina 8)
 Last Lightning Hat Trick: Brayden Point, November 24, 2023 (Lightning 8 @ Carolina 2)
 Last Carolina Hat Trick: Teuvo Teravainen, March 5, 2023 (Lightning 0 @ Carolina 6)

2023-24 SEASON SUMMARY

WON: 2 LOST: 1 OT: 0

AT TAMPA BAY LIGHTNING

DATE	TEAM	OPPONENT	ATTEND	GOALTENDERS	W GOAL
Oct 24, 2023	Lightning 3	Hurricanes 0	19,092	Johansson vs. Kochetkov	Brayden Point
Nov 11, 2023	Lightning 0	Hurricanes 4	19,092	Johansson vs. Kochetkov	Teuvo Teravainen

AT CAROLINA HURRICANES

DATE	TEAM	OPPONENT	ATTEND	GOALTENDERS	W GOAL
Nov 24, 2023	Lightning 8	Hurricanes 2	18,802	Vasilevskiy vs. Raanta	Brayden Point

*-Overtime **-Shootout

ALL-TIME SERIES

SEASON	OVERALL								HOME								ROAD									
	GP	W	L	T	OTL	PTS	GF	GA	GP	W	L	T	OTL	PTS	GF	GA	GP	W	L	T	OTL	PTS	GF	GA		
2023-24	3	2	1	-	0	4	11	6	2	1	1	-	0	2	3	4	1	1	0	-	0	2	8	2		
2022-23	3	1	1	-	1	3	7	9	1	0	0	-	1	1	3	3	2	1	1	-	0	2	4	6		
2021-22	3	1	1	-	1	3	7	8	2	1	0	-	1	3	5	5	1	0	1	-	0	0	2	3		
2020-21	8	4	3	-	1	9	17	18	4	3	1	-	0	6	10	7	4	1	2	-	1	3	7	11		
2019-20	3	1	1	-	1	3	8	8	1	0	1	-	0	0	2	3	2	1	0	-	1	3	6	5		
2018-19	3	3	0	-	0	6	13	6	2	2	0	-	0	4	7	3	1	1	0	-	0	2	6	3		
2017-18	3	2	0	-	1	5	12	8	1	1	0	-	0	2	5	4	2	1	0	-	1	3	7	4		
2016-17	3	2	0	-	1	5	7	5	2	2	0	-	0	4	7	4	1	0	0	-	1	1	0	1		
2015-16	3	3	0	-	0	6	12	8	1	1	0	-	0	2	4	3	2	2	0	-	0	4	8	5		
2014-15	3	2	1	-	0	4	6	6	2	2	0	-	0	4	4	2	1	0	1	-	0	0	2	4		
2013-14	3	3	0	-	0	6	11	5	1	1	0	-	0	2	3	2	2	2	0	-	0	4	8	3		
2012-13	5	4	1	-	0	8	20	7	2	1	1	-	0	2	6	4	3	3	0	-	0	6	14	3		
2011-12	6	3	3	-	0	6	20	19	3	1	2	-	0	2	9	11	3	2	1	-	0	4	11	8		
2010-11	6	4	2	-	0	8	26	18	3	2	1	-	0	4	12	8	3	2	1	-	0	4	14	10		
2009-10	6	3	2	-	1	7	18	19	3	2	1	-	0	4	13	12	3	1	1	-	1	3	5	7		
2008-09	6	0	4	-	2	2	13	26	3	0	2	-	1	1	8	16	3	0	2	-	1	1	5	10		
2007-08	8	4	4	-	0	8	22	23	4	3	1	-	0	6	11	7	4	1	3	-	0	2	11	16		
2006-07	8	5	3	-	0	10	29	24	4	2	2	-	0	4	11	11	4	3	1	-	0	6	18	13		
2005-06	8	5	2	-	1	11	32	26	4	4	0	-	0	8	18	11	4	1	2	-	1	3	14	15		
2004-05	DID NOT PLAY																									
2003-04	6	3	1	2	0	8	15	15	3	2	1	0	0	4	10	12	3	1	0	2	0	4	5	3		
2002-03	5	3	0	2	0	8	13	6	2	2	0	0	0	4	8	2	3	1	0	2	0	4	5	4		
2001-02	5	2	3	0	0	4	11	10	3	1	2	0	0	2	5	6	2	1	1	0	0	2	6	4		
2000-01	5	2	2	0	1	5	13	16	2	2	0	0	0	4	4	2	3	0	2	0	1	1	9	14		
1999-00	5	1	3	1	0	3	12	18	3	1	1	1	0	3	8	10	2	0	2	0	0	0	4	8		
1998-99	5	0	2	3	-	3	14	16	2	0	1	1	-	1	4	5	3	0	1	2	-	2	10	11		
1997-98	4	1	2	1	-	3	9	10	2	1	1	0	-	2	6	5	2	0	1	1	-	1	3	5		
1996-97	4	0	4	0	-	0	11	19	2	0	2	0	-	0	5	11	2	0	2	0	-	0	6	8		
1995-96	4	2	1	1	-	5	12	12	2	1	0	1	-	3	6	4	2	1	1	0	-	2	6	8		
1994-95	4	3	1	0	-	6	11	6	2	2	0	0	-	4	6	3	2	1	1	0	-	2	5	3		
1993-94	4	2	2	0	-	4	13	13	2	2	0	0	-	4	8	3	2	0	2	0	-	0	5	10		
1992-93	2	0	2	0	-	0	4	7	1	0	1	0	-	0	3	4	1	0	1	0	-	0	1	3		
TOTALS	144	77	52	10	11	163	428	394	71	43	22	3	3	92	214	187	73	28	30	7	8	71	214	207		

INDIVIDUAL SCORING

TAMPA BAY LIGHTNING

Player	GP	G	A	P	+/-	PIM
Brayden Point	3	4	3	7	5	0
Nikita Kucherov	2	2	5	7	5	2
Brandon Hagel	3	1	3	4	2	4
Steven Stamkos	3	1	1	2	1	0
Victor Hedman	3	0	2	2	0	2
Mikhail Sergachev	3	0	2	2	1	2
Luke Glendening	3	1	0	1	-1	2
Nicholas Paul	3	1	0	1	1	7
Alex Barré-Boulet	2	1	0	1	1	2
Darren Raddysh	3	0	1	1	0	0
Michael Eyssimont	3	0	1	1	-2	0
Nick Perbix	3	0	1	1	1	2
Cole Koepke	1	0	1	1	0	0
Calvin de Haan	3	0	0	0	1	2
Austin Watson	2	0	0	0	-1	26
Tyler Motte	2	0	0	0	-2	2
Conor Sheary	1	0	0	0	0	0
Erik Cernak	3	0	0	0	1	2
Anthony Cirelli	3	0	0	0	-1	0
Tanner Jeannot	3	0	0	0	-2	7
Waltheri Merela	2	0	0	0	0	0

Power Play: 5/12 (41.7%)

Penalty Kill: 11/13 (84.6%)

GOALTENDING

TAMPA BAY LIGHTNING

PLAYER	GP	W	L	OT	SO	SA	SVS	SV%	GAA
Jonas Johansson	2	1	1	--	0	64	60	0.938	2.02
Andrei Vasilevskiy	1	1	0	--	0	24	22	0.917	2

CHICAGO BLACKHAWKS



1901 W Madison Street
Chicago, Illinois 60612
Phone: (312) 455-7000
Website: www.nhl.com/blackhawks
Team Colors: Red, White, Black
Inaugural Season: 1926-27
Arena: United Center (19,717)
Stanley Cup Titles: 6 (1934, 1938, 1961, 2010, 2013, 2015)
Television: NBC Sports Chicago, WGN-TV
Radio: WGN-AM 720

General Manager: Kyle Davidson
Head Coach: Luke Richardson
Assistant Coaches: Derek King, Kevin Dean, Derek Plante
Media & Communications Managers: Lyndsey Stroope, Ben Fromstein, Kaylea Konoval, Chris Popovich

SERIES INFORMATION

Last Lightning Win: November 16, 2023 (Lightning 4 @ Chicago 2)
Last Chicago Win: November 9, 2023 (Lightning 3 vs. Chicago 5)
Last Tie: Jan. 18, 2002 (Lightning 2 vs. Chicago 2)
Last Lightning Overtime Win: March 4, 2021 (Lightning 3 @ Chicago 2, OT)
Last Chicago Overtime Win: Oct. 24, 2015 (Lightning 0 @ Chicago 1, OT)
Last Lightning Shootout Win: Oct. 5, 2013 (Lightning 3 @ Chicago 2, SO)
Last Chicago Shootout Win: March 5, 2021 (Lightning 3 @ Chicago 4, SO)
Last Lightning Shutout: Jan. 22, 2018 (Lightning 2 @ Chicago 0)
Last Chicago Shutout: Oct. 24, 2015 (Lightning 0 @ Chicago 1, OT)
Last Lightning Win at Home: March 11, 2022 (Lightning 3 vs. Chicago 1)
Last Chicago Win at Home: March 5, 2021 (Lightning 3 @ Chicago 4, SO)
Last Lightning Win at Chicago: November 16, 2023 (Lightning 4 @ Chicago 2)
Last Chicago Win at Tampa Bay: November 9, 2023 (Lightning 3 vs. Chicago 5)
Most Goals by Lightning: 7, 2x, Last: April 27, 2021 (Lightning 7 @ Chicago 4)
Most Goals by Chicago: 7, 2x, Last: Jan. 7, 2001 (Lightning 4 @ Chicago 7)
Most Goals by Both Teams: 12, Dec. 6, 1998 (Lightning 5 @ Chicago 7)
Last Lightning Hat Trick: Steven Stamkos, Nov. 4, 2011 (Lightning 5 vs. Chicago 4, OT)
Last Chicago Hat Trick: Dominik Kubalik, Feb. 27, 2020 (Lightning 2 vs. Chicago 5)

2023-24 SEASON SUMMARY

WON: 1 LOST: 1 OT: 0

AT TAMPA BAY LIGHTNING

DATE	TEAM	OPPONENT	ATTEND	GOALTENDERS	W GOAL
Nov 9, 2023	Lightning 3	Chicago 5	19,092	Johansson vs. Mrazek	Connor Bedard

AT CHICAGO BLACKHAWKS

DATE	TEAM	OPPONENT	ATTEND	GOALTENDERS	W GOAL
Nov 16, 2023	Lightning 4	Chicago 2	18,691	Johansson vs. Mrazek	Victor Hedman

ALL-TIME SERIES

SEASON	OVERALL							HOME							ROAD									
	GP	W	L	T	OTL	PTS	GF	GA	GP	W	L	T	OTL	PTS	GF	GA	GP	W	L	T	OTL	PTS	GF	GA
2023-24	2	1	1	-	0	2	7	7	1	0	1	-	0	0	3	5	1	1	0	-	0	2	4	2
2022-23	2	2	0	-	0	4	7	2	1	1	0	-	0	2	3	1	1	1	0	-	0	2	4	1
2021-22	2	2	0	-	0	4	11	5	1	1	0	-	0	2	5	2	1	1	0	-	0	2	6	3
2020-21	8	7	0	-	1	15	37	19	4	4	0	-	-	8	18	6	4	3	0	-	1	7	19	13
2019-20	2	1	1	-	0	2	6	7	1	0	1	-	0	0	2	5	1	1	0	-	0	2	4	2
2018-19	2	2	0	-	0	4	10	5	1	1	0	-	0	2	4	2	1	1	0	-	0	2	6	3
2017-18	2	2	0	-	0	4	5	2	1	1	0	-	0	2	3	2	1	1	0	-	0	2	2	0
2016-17	2	2	0	-	0	4	10	6	1	1	0	-	0	2	5	4	1	1	0	-	0	2	5	2
2015-16	2	1	0	-	1	3	2	2	1	1	0	-	0	2	2	1	1	0	0	-	1	1	0	1
2014-15	2	1	0	-	1	3	6	2	1	1	0	-	0	2	4	0	1	0	0	-	1	1	2	2
2013-14	2	2	0	-	0	4	8	7	1	1	0	-	0	2	6	5	1	1	0	-	0	2	2	2
2012-13	-	-	-	-	-	-	-	-	-	-	-	-	-	-	-	-	-	-	-	-	-	-	-	-
2011-12	1	1	0	-	0	2	5	4	1	1	0	-	0	2	5	4	-	-	-	-	-	-	-	-
2010-11	2	2	0	-	0	4	5	3	1	1	0	-	0	2	3	3	1	1	0	-	0	2	2	0
2009-10	1	0	1	-	0	0	0	4	-	-	-	-	-	-	-	-	1	0	1	-	0	0	0	4
2008-09	1	0	1	-	0	0	3	5	1	0	1	-	0	0	3	5	-	-	-	-	-	-	-	-
2007-08	1	0	1	-	0	0	1	5	-	-	-	-	-	-	-	-	1	0	1	-	0	0	1	5
2006-07	-	-	-	-	-	-	-	-	-	-	-	-	-	-	-	-	-	-	-	-	-	-	-	-
2005-06	1	1	0	-	0	2	3	2	1	1	0	-	0	2	3	2	-	-	-	-	-	-	-	-
2004-05	DID NOT PLAY																							
2003-04	1	1	0	0	0	2	5	3	-	-	-	-	-	-	-	-	1	1	0	0	0	2	5	3
2002-03	2	0	1	0	1	1	3	6	1	0	0	0	1	1	2	3	1	0	1	0	0	0	1	3
2001-02	2	0	1	1	0	1	2	4	1	0	0	1	0	1	2	2	1	0	1	0	0	0	0	2
2000-01	1	0	1	0	0	0	4	7	-	-	-	-	-	-	-	-	1	0	1	0	0	0	4	7
1999-00	2	0	2	0	0	0	3	10	1	0	1	0	0	0	1	4	1	0	1	0	0	0	1	5
1998-99	2	0	1	1	-	1	7	9	1	0	0	1	-	1	2	2	1	0	1	0	-	0	5	7
1997-98	2	2	0	0	-	4	5	1	1	1	0	0	-	2	1	0	1	1	0	0	-	2	4	1
1996-97	2	1	0	1	-	3	4	2	1	0	0	1	-	1	2	2	1	1	0	0	-	2	2	0
1995-96	2	2	0	0	-	4	6	1	1	1	0	0	-	2	2	0	1	1	0	0	-	2	4	1
1994-95	-	-	-	-	-	-	-	-	-	-	-	-	-	-	-	-	-	-	-	-	-	-	-	-
1993-94	2	1	1	0	-	2	4	4	1	1	0	0	-	2	4	3	1	0	1	0	-	0	0	1
1992-93	7	1	4	2	-	4	19	27	3	1	2	0	-	2	10	12	4	0	2	2	-	2	9	15
TOTALS	60	35	16	5	4	79	186	159	29	19	6	3	1	42	94	75	31	16	10	2	3	37	92	84

INDIVIDUAL SCORING

TAMPA BAY LIGHTNING

Player	GP	G	A	P	+/-	PIM
Brayden Point	2	1	3	4	2	0
Victor Hedman	2	1	2	3	0	6
Mikhail Sergachev	2	1	2	3	2	2
Steven Stamkos	2	1	1	2	0	0
Nikita Kucherov	2	1	1	2	0	0
Anthony Cirelli	2	1	1	2	1	10
Brandon Hagel	2	1	1	2	0	0
Erik Cernak	2	0	1	1	2	0
Tanner Jeannot	2	0	1	1	1	4
Calvin de Haan	2	0	0	0	-1	0
Austin Watson	1	0	0	0	0	0
Luke Glendening	2	0	0	0	0	0
Tyler Motte	2	0	0	0	0	0
Nicholas Paul	2	0	0	0	-1	4
Darren Raddysh	2	0	0	0	-1	0
Michael Eyssimont	2	0	0	0	0	7
Alex Barré-Boulet	1	0	0	0	-1	0
Nick Perbix	2	0	0	0	-2	0
Waltteri Merela	2	0	0	0	-1	0

Power Play: 2-7 (28.6%)
Penalty Kill: 5-7 (71.4%)

GOALTENDING

TAMPA BAY LIGHTNING

PLAYER	GP	W	L	OT	SA	SVS	SV%	GAA
Jonas Johansson	2	1	1	0	43	36	.837	3.63

COLORADO AVALANCHE



1000 Chopper Circle
 Denver, Colorado 80204
 Phone: (303) 405-1100
 Website: www.nhl.com/avalanche
 Team Colors: Burgundy, Blue, Silver, Black
 Inaugural Season: 1979-80 (Relocated from Quebec in 1995)
 Arena: Ball Arena (18,007)
 Stanley Cup Titles: 3 (1996, 2001, 2022)
 Television: Altitude Sports & Entertainment Network
 Radio: Altitude Sports Radio (92.5 FM/950 AM)

General Manager: Chris MacFarland
 Head Coach: Jared Bednar
 Assistant Coaches: Nolan Pratt, Ray Bennett
 Media & Communications Managers: Brendan McNicholas, Luke Johns, Jarrod Davis

SERIES INFORMATION

Last Lightning Win: February 15, 2024 (Lightning 6 vs. Colorado 3)
 Last Colorado Win: November 27, 2023 (Lightning 1 @ Colorado 4)
 Last Tie: December 11, 2000 (Lightning 2 @ Colorado 2)
 Last Lightning Overtime Win: February 17, 2020 (Lightning 4 @ Colorado 3, OT)
 Last Colorado Overtime Win: December 23, 2011 (Lightning 1 @ Colorado 2, OT)
 Last Lightning Shootout Win: February 14, 2023 (Lightning 4 @ Colorado 3, SO)
 Last Colorado Shootout Win: October 23, 2021 (Lightning 3 vs. Colorado 4, SO)
 Last Lightning Shutout: February 9, 2023 (Lightning 5 vs. Colorado 0)
 Last Colorado Shutout: October 20, 2016 (Lightning 0 vs. Colorado 4)
 Last Lightning Win at Home: February 15, 2024 (Lightning 6 vs. Colorado 3)
 Last Colorado Win at Home: November 27, 2023 (Lightning 1 @ Colorado 4)
 Last Lightning Win at Colorado: February 14, 2023 (Lightning 4 @ Colorado 3, SO)
 Last Colorado Win at Tampa Bay: October 23, 2021 (Lightning 3 vs. Colorado 4, SO)
 Most Goals by Lightning: 7, December 8, 2018 (Lightning 7 vs. Colorado 1)
 Most Goals by Colorado: 8, 3x, Last: November 13, 1998 (Lightning 1 @ Colorado 8)
 Most Goals by Both Teams: 11, 2x, Last: December 16, 2017 (Lightning 6 @ Colorado 5)
 Last Lightning Hat Trick: Tyler Johnson, January 25, 2014 (Lightning 5 vs. Colorado 2)
 Last Colorado Hat Trick: Tyson Jost, October 19, 2019 (Lightning 2 vs. Colorado 6)

2023-24 SEASON SUMMARY

WON: 1 LOST: 1 OT: 0

AT TAMPA BAY LIGHTNING

DATE	TEAM	OPPONENT	ATTEND	GOALTENDERS	W GOAL
Feb 15, 2024	Lightning 6	Avalanche 3	19,092	Vasilevskiy vs. Annunen	Nikita Kucherov

AT COLORADO AVALANCHE

DATE	TEAM	OPPONENT	ATTEND	GOALTENDERS	W GOAL
Nov 27, 2023	Lightning 1	Avalanche 4	18,009	Vasilevskiy vs. Georgiev	Ryan Johansen

ALL-TIME SERIES

SEASON	OVERALL									HOME						ROAD																	
	GP	W	L	T	OTL	PTS	GF	GA		GP	W	L	T	OTL	PTS	GF	GA	GP	W	L	T	OTL	PTS	GF	GA								
2023-24	2	1	1	-	0	2	7	7		1	1	0	-	0	2	6	3	1	0	1	-	0	0	1	4								
2022-23	2	2	0	-	0	4	8	3		1	1	0	-	0	2	5	0	1	1	0	-	0	2	3	3								
2021-22	2	0	1	-	1	1	5	6		1	0	0	-	1	1	3	3	1	0	1	-	0	0	2	3								
2020-21	-	-	-	-	-	-	-	-		-	-	-	-	-	-	-	-	-	-	-	-	-	-	-	-								
2019-20	2	1	1	-	0	2	6	9		1	0	1	-	0	0	2	6	1	1	0	-	0	2	4	3								
2018-19	2	2	0	-	0	4	8	1		1	1	0	-	0	2	7	1	1	1	0	-	0	2	1	0								
2017-18	2	2	0	-	0	4	11	7		1	1	0	-	0	2	5	2	1	1	0	-	0	2	6	5								
2016-17	2	1	1	-	0	2	3	6		1	0	1	-	0	0	0	4	1	1	0	-	0	2	3	2								
2015-16	2	1	1	-	-	2	5	2		1	0	1	-	-	0	1	2	1	1	0	-	-	0	2	4	0							
2014-15	2	1	1	-	-	2	6	7		1	1	0	-	-	2	2	2	1	0	1	-	-	0	4	5								
2013-14	2	1	1	-	-	2	8	8		1	1	0	-	-	2	5	2	1	0	1	-	-	0	3	6								
2012-13	-	-	-	-	-	-	-	-		-	-	-	-	-	-	-	-	-	-	-	-	-	-	-	-								
2011-12	1	0	0	-	1	1	1	2		-	-	-	-	-	-	-	-	1	0	0	-	1	1	1	2								
2010-11	1	1	0	-	0	2	6	5		1	1	0	-	0	2	6	5	-	-	-	-	-	-	-	-								
2009-10	2	0	1	-	1	1	1	4		1	0	1	-	0	0	0	3	1	0	0	-	1	1	1	1								
2008-09	2	0	1	-	1	1	4	5		1	0	0	-	1	1	1	1	1	0	1	-	0	0	3	4								
2007-08	1	0	1	-	0	0	0	3		1	0	1	-	0	0	0	3	-	-	-	-	-	-	-	-								
2006-07	1	0	1	-	0	0	2	4		-	-	-	-	-	-	-	-	1	0	1	-	0	0	2	4								
2005-06	-	-	-	-	-	-	-	-		-	-	-	-	-	-	-	-	-	-	-	-	-	-	-	-								
2004-05										DID NOT PLAY																							
2003-04	2	1	0	0	1	3	7	5		1	0	0	0	1	1	4	5	1	1	0	0	0	2	3	0	0							
2002-03	1	1	0	0	0	2	4	4		1	1	0	0	0	2	4	3	-	-	-	-	-	-	-	-	-							
2001-02	1	0	1	0	0	0	2	2		-	-	-	-	-	-	-	-	1	0	1	0	0	0	1	2								
2000-01	2	0	1	1	0	1	2	4		1	0	1	0	0	0	0	2	1	0	0	1	0	1	2	2								
1999-00	1	0	1	0	0	0	1	5		-	-	-	-	-	-	-	-	1	0	1	0	0	0	1	4								
1998-99	2	1	1	0	-	2	3	9		1	1	0	0	-	2	2	1	1	0	1	0	-	0	1	8								
1997-98	2	1	0	1	-	3	5	4		1	0	0	1	-	1	3	3	1	1	0	0	-	2	2	1								
1996-97	2	1	1	0	-	2	5	6		1	1	0	0	-	2	3	2	1	0	1	0	-	0	2	4								
1995-96	2	1	0	1	-	3	8	6		1	1	0	0	-	2	4	2	1	0	0	1	-	1	4	4								
1994-95	3	1	2	0	-	2	8	14		1	1	0	0	-	2	5	2	2	0	2	0	-	0	3	12								
1993-94	4	3	1	0	-	6	15	14		2	2	0	0	-	4	9	5	2	1	1	0	-	2	6	9								
1992-93	3	1	2	0	-	2	8	11		2	1	1	0	-	2	5	7	1	0	1	0	-	0	3	4								
TOTALS	53	24	21	3	5	56	148	161		26	15	7	1	3	34	82	69	27	9	14	2	2	22	66	92								

INDIVIDUAL SCORING

TAMPA BAY LIGHTNING

Player	GP	G	A	P	+/-	PIM
Nikita Kucherov	2	2	2	4	3	2
Anthony Cirelli	2	2	0	2	2	0
Steven Stamkos	2	1	1	2	2	0
Brayden Point	2	1	1	2	2	0
Victor Hedman	2	0	2	2	4	0
Brandon Hagel	2	0	2	2	-1	12
Nick Perbix	2	1	0	1	1	0
Erik Cernak	2	0	1	1	0	2
Michael Eyssimont	2	0	1	1	1	12
Emil Lilleberg	1	0	1	1	0	0
Calvin de Haan	1	0	0	0	0	2
Austin Watson	1	0	0	0	0	0
Luke Glendening	2	0	0	0	0	0
Tyler Motte	2	0	0	0	0	4
Nicholas Paul	2	0	0	0	-3	0
Conor Sheary	1	0	0	0	1	0
Haydn Fleury	1	0	0	0	-1	2
Darren Raddysh	2	0	0	0	2	0
Mikhail Sergachev	1	0	0	0	-1	0
Tanner Jeannot	1	0	0	0	-1	10
Alex Barré-Boulet	1	0	0	0	-1	0
Cole Koepke	1	0	0	0	0	0
Mitchell Chaffee	1	0	0	0	-1	0

Power Play: 0-5 (0%)

Penalty Kill: 6-8 (75%)

GOALTENDING

TAMPA BAY LIGHTNING

PLAYER	GP	W	L	OT	SA	SVS	SV%	GAA
Andrei Vasilevskiy	2	1	1	0	53	47	.887	3.04

COLUMBUS BLUE JACKETS



200 W Nationwide Blvd.
Columbus, Ohio 43215
Phone: (614) 246-4625
Website: www.nhl.com/bluejackets
Team Colors: Union Blue, Red, Silver, White
Inaugural Season: 2000-01
Arena: Nationwide Arena (18,144)
Stanley Cup Titles: None
Television: Bally Sports Ohio
Radio: WBNS-FM 97.1, WWCD-FM 102.5

General Manager: Don Waddell
Head Coach: TBA
Assistant Coaches: TBA
Media & Communications Managers: Todd Sharrock, Glenn Odebralski, Lindy Noel, Madison White

SERIES INFORMATION

Last Lightning Win: April 9, 2024 (Lightning 5 vs. Columbus 2)
Last Columbus Win: November 2, 2023 (Lightning 2 @ Columbus 4)
Last Tie: October 23, 2002 (Lightning 2 @ Columbus 2)
Last Lightning Overtime Win: April 25, 2021 (Lightning 4 vs. Columbus 3, OT)
Last Columbus Overtime Win: None
Last Lightning Shootout Win: November 4, 2017 (Lightning 5 vs. Columbus 4, SO)
Last Columbus Shootout Win: None
Last Lightning Shutout: January 8, 2019 (Lightning 4 vs Columbus 0)
Last Columbus Shutout: December 3, 2013 (Lightning 0 @ Columbus 1)
Last Lightning Win at Home: April 9, 2024 (Lightning 5 vs. Columbus 2)
Last Columbus Win at Home: November 2, 2023 (Lightning 2 @ Columbus 4)
Last Lightning Win at Columbus: February 10, 2024 (Lightning 4 @ Columbus 2)
Last Columbus Win at Tampa Bay: March 30, 2021 (Lightning 1 vs. Columbus 3)
Most Goals by Lightning: 8, October 13, 2018 (Lightning 8 vs. Columbus 2)
Most Goals by Columbus: 5, 5x, Last: April 28, 2022 (Lightning 2 @ Columbus 5)
Most Goals by Both Teams: 11, November 8, 2014 (Lightning 7 @ Columbus 4)
Last Lightning Hat Trick: Steven Stamkos, April 9, 2024 (Lightning 5 vs. Columbus 2)
Last Columbus Hat Trick: None

2023-24 SEASON SUMMARY

WON: 2 LOST: 1 OT: 0

AT TAMPA BAY LIGHTNING

DATE	TEAM	OPPONENT	ATTEND	GOALTENDERS	W GOAL
Apr 9, 2024	Lightning 5	Columbus 2	19,092	Vasilevskiy vs. Greaves	Anthony Cirelli

AT COLUMBUS BLUE JACKETS

DATE	TEAM	OPPONENT	ATTEND	GOALTENDERS	W GOAL
Nov 2, 2023	Lightning 2	Columbus 4	14,276	Tomkins vs. Merzlikins	Erik Gudbranson
Feb 10, 2024	Lightning 4	Columbus 2	18,876	Vasilevskiy vs. Merzlikins	Steven Stamkos

ALL-TIME SERIES

SEASON	OVERALL							HOME							ROAD									
	GP	W	L	T	OTL	PTS	GF	GA	GP	W	L	T	OTL	PTS	GF	GA	GP	W	L	T	OTL	PTS	GF	GA
2023-24	3	2	1	-	0	4	11	8	1	1	0	-	0	2	5	2	2	1	1	-	0	2	6	6
2022-23	3	3	0	-	0	6	15	6	2	2	0	-	0	4	10	4	1	1	0	-	0	2	5	2
2021-22	3	2	1	-	0	4	13	8	1	1	0	-	0	2	4	1	2	1	1	-	0	2	9	7
2020-21	8	5	3	-	0	10	24	21	4	3	1	-	0	6	11	6	4	2	2	-	0	4	13	15
2019-20	1	1	0	-	0	2	2	1	0	0	0	-	0	0	0	0	1	1	0	-	0	2	2	1
2018-19	3	3	0	-	0	6	17	4	2	2	0	-	0	4	12	2	2	1	0	-	0	2	5	1
2017-18	3	3	0	-	0	6	12	4	1	1	0	-	0	2	5	4	2	2	0	-	0	4	7	0
2016-17	3	0	3	-	0	0	5	13	2	0	2	-	0	0	4	8	1	0	1	-	0	0	1	5
2015-16	3	3	0	-	0	6	11	3	1	1	0	-	0	2	5	2	2	2	0	-	0	4	6	1
2014-15	3	2	1	-	0	4	11	8	2	1	1	-	0	2	4	4	1	1	0	-	0	2	7	4
2013-14	3	1	2	-	2	5	6		1	1	0	-	2	3	2	2	0	2	-	0	0	2	4	
2012-13	-	-	-	-	-	-	-	-	-	-	-	-	-	-	-	-	-	-	-	-	-	-	-	-
2011-12	2	2	0	-	0	4	7	4	1	1	0	-	0	2	4	2	1	1	0	-	0	2	3	2
2010-11	1	1	0	-	0	2	2	2	1	1	0	0	-	2	2	2	-	-	-	-	-	-	-	-
2009-10	1	0	1	-	0	0	2	3	-	-	-	-	-	-	-	-	1	0	1	-	0	0	2	3
2008-09	1	1	0	-	0	2	2	1	1	1	0	-	0	2	2	1	-	-	-	-	-	-	-	-
2007-08	1	0	1	-	0	0	3	5	-	-	-	-	-	-	-	-	1	0	1	-	0	0	3	5
2006-07	-	-	-	-	-	-	-	-	-	-	-	-	-	-	-	-	-	-	-	-	-	-	-	-
2005-06	1	1	0	-	0	2	4	2	1	1	0	-	0	2	4	2	-	-	-	-	-	-	-	-
2004-05																								
2003-04	2	1	1	0	0	2	1	2	1	0	1	0	0	0	0	2	1	1	0	0	0	2	1	0
2002-03	1	0	0	1	0	1	2	2	-	-	-	-	-	-	-	-	1	0	0	1	0	1	2	2
2001-02	1	1	0	0	0	2	1	0	1	1	0	0	0	2	1	0	-	-	-	-	-	-	-	-
2000-01	2	1	1	0	0	2	5	4	1	1	0	0	0	2	4	1	1	0	1	0	0	0	1	3
TOTALS	49	33	15	1	0	67	154	109	24	19	5	0	0	38	79	48	25	14	10	1	0	29	75	61

INDIVIDUAL SCORING

TAMPA BAY LIGHTNING

PLAYER	GP	G	A	P	+/-	PIM
Steven Stamkos	3	5	2	7	3	0
Brandon Hagel	3	1	4	5	2	4
Nikita Kucherov	3	0	5	5	-1	0
Anthony Cirelli	3	2	1	3	3	0
Nicholas Paul	3	1	1	2	2	0
Victor Hedman	3	0	2	2	-2	4
Erik Cernak	3	0	2	2	4	2
Conor Sheary	2	1	0	1	1	0
Brayden Point	3	1	0	1	-3	0
Anthony Duclair	1	0	1	1	0	0
Darren Raddysh	3	0	1	1	-2	5
Calvin de Haan	1	0	0	0	0	2
Luke Glendening	3	0	0	0	-1	0
Mathew Dumba	1	0	0	0	2	0
Tyler Motte	2	0	0	0	0	2
Haydn Fleury	1	0	0	0	1	0
Mikhail Sergachev	1	0	0	0	-1	0
Michael Eyssimont	3	0	0	0	-1	4
Tanner Jeannot	2	0	0	0	-1	2
Alex Barré-Boulet	2	0	0	0	0	0
Nick Perbix	3	0	0	0	1	0
Mitchell Chaffee	2	0	0	0	0	0
Emil Lilleberg	2	0	0	0	2	0
Waltteri Merela	1	0	0	0	0	2

Power Play: 3-8 (37.5%)

Penalty Kill: 7-9 (77.8%)

GOALTENDING

TAMPA BAY LIGHTNING

PLAYER	GP	W	L	OT	SA	SVS	SV%	GAA
Andrei Vasilevskiy	2	2	0	0	67	63	0.94	2
Matt Tomkins	1	0	1	0	27	24	0.889	3.12

DALLAS STARS



2500 Victory Avenue
 Dallas, Texas 75219
 Phone: (214) 387-5500
 Website: www.nhl.com/stars
 Team Colors: Green, Black, White
 Inaugural Season: 1967-68 (Relocated from Minnesota in 1993)
 Arena: American Airlines Center (18,539)
 Stanley Cup Titles: 1 (1999)
 Television: Victory+
 Radio: KTCK-THE TICKET (1310 AM/96.7 FM)

General Manager: Jim Nill
 Head Coach: Pete DeBoer
 Assistant Coaches: Steve Spott, Alain Nasreddine, Misha Donskov
 Media & Communications Managers: Dan Stuchal, Joe Calvillo, Kyle Shohara

SERIES INFORMATION

Last Lightning Win: December 4, 2023 (Lightning 4 vs. Dallas 0)
 Last Dallas Win: December 2, 2023 (Lightning 1 @ Dallas 8)
 Last Tie: October 21, 1995 (Lightning 3 @ Dallas 3)
 Last Lightning Overtime Win: November 15, 2022 (Lightning 5 vs. Dallas 4, OT)
 Last Dallas Overtime Win: January 27, 2020 (Lightning 2 @ Dallas 3, OT)
 Last Lightning Shootout Win: March 16, 2021 (Lightning 4 @ Dallas 3, SO)
 Last Dallas Shootout Win: None
 Last Lightning Shutout: December 4, 2023 (Lightning 4 vs. Dallas 0)
 Last Dallas Shutout: April 12, 2022 (Lightning 0 @ Dallas 1)
 Last Lightning Win at Home: December 4, 2023 (Lightning 4 vs. Dallas 0)
 Last Dallas Win at Home: December 2, 2023 (Lightning 1 @ Dallas 8)
 Last Lightning Win at Dallas: February 11, 2023 (Lightning 3 @ Dallas 1)
 Last Dallas Win at Tampa Bay: May 7, 2021 (Lightning 2 vs. Dallas 5)
 Most Goals by Lightning: 6, 5x, Last: May 5, 2021 (Lightning 6 vs. Dallas 2)
 Most Goals by Dallas: 8, December 2, 2023 (Lightning 1 @ Dallas 8)
 Most Goals by Both Teams: 10, 2x, Last: March 31, 1999 (Lightning 4 @ Dallas 6)
 Last Lightning Hat Trick: None
 Last Dallas Hat Trick: Antoine Roussel, February 18, 2017 (Lightning 3 @ Dallas 4, OT)

2023-24 SEASON SUMMARY

WON: 1 LOST: 1 OT: 0

AT TAMPA BAY LIGHTNING

DATE	TEAM	OPPONENT	ATTEND	GOALTENDERS	W GOAL
Dec 4, 2023	Lightning 4	Dallas 0	19,092	Vasilevskiy vs. Oettinger	Nikita Kucherov

AT DALLAS STARS

DATE	TEAM	OPPONENT	ATTEND	GOALTENDERS	W GOAL
Dec 2, 2023	Lightning 1	Dallas 8	18,532	Vasilevskiy vs. Oettinger	Jason Robertson

ALL-TIME SERIES

SEASON	OVERALL									HOME						ROAD																	
	GP	W	L	T	OTL	PTS	GF	GA		GP	W	L	T	OTL	PTS	GF	GA	GP	W	L	T	OTL	PTS	GF	GA								
2023-24	2	1	1	-	0	2	5	8		1	1	0	-	0	2	4	0	1	0	1	-	0	0	1	8								
2022-23	2	2	0	-	0	4	8	5		1	1	0	-	0	2	5	4	1	1	0	-	0	2	3	1								
2021-22	2	1	1	-	0	2	3	2		1	1	0	-	0	2	3	1	1	0	1	-	0	0	0	1								
2020-21	8	6	2	-	0	12	27	15		4	3	1	-	0	6	16	7	4	3	1	-	0	6	11	8								
2019-20	2	0	0	-	2	2	5	7		1	0	0	-	1	1	3	4	1	0	0	-	1	1	2	3								
2018-19	2	2	0	-	0	4	9	0		1	1	0	-	0	2	6	0	1	1	0	-	0	2	3	0								
2017-18	2	2	0	-	0	4	11	5		1	1	0	-	0	2	6	1	1	1	0	-	0	2	5	4								
2016-17	2	1	0	-	1	3	9	7		1	1	0	-	0	2	6	3	1	0	0	-	1	1	3	4								
2015-16	2	0	2	-	0	0	6	9		1	0	1	-	0	0	3	5	1	0	1	-	0	0	3	4								
2014-15	2	2	0	-	0	4	10	7		1	1	0	-	0	2	5	4	1	1	0	-	0	2	5	3								
2013-14	2	1	1	-	0	2	6	7		1	0	1	-	0	0	2	5	1	1	0	-	0	2	4	2								
2012-13	-	-	-	-	-	-	-	-		-	-	-	-	-	-	-	-	-	-	-	-	-	-	-	-								
2011-12	1	1	0	-	0	2	2	1		-	-	-	-	-	-	-	-	1	1	0	-	0	2	2	1								
2010-11	1	1	0	-	0	2	5	4		1	1	0	0	-	2	5	4	-	-	-	-	-	-	-	-								
2009-10	1	0	0	-	1	1	3	4		-	-	-	-	-	-	-	-	1	0	0	-	1	1	3	4								
2008-09	1	1	0	-	0	2	4	2		1	1	0	-	0	2	4	2	-	-	-	-	-	-	-	-								
2007-08	-	-	-	-	-	-	-	-		-	-	-	-	-	-	-	-	-	-	-	-	-	-	-	-								
2006-07	1	0	0	-	1	1	1	2		1	0	0	-	1	1	1	2	0	0	0	-	0	0	0	0								
2005-06	1	1	0	-	0	2	6	3		-	-	-	-	-	-	-	-	1	1	0	-	0	2	6	3								
2004-05	-	-	-	-	-	-	-	-		DID NOT PLAY																							
2003-04	1	0	1	0	0	0	1	2		1	0	1	0	0	0	1	2	-	-	-	-	-	-	-	-	-							
2002-03	1	1	0	0	0	2	4	1		-	-	-	-	-	-	-	-	1	1	0	0	0	2	4	1								
2001-02	1	0	1	0	0	0	1	2		1	0	1	0	0	0	1	2	0	0	0	0	0	0	0	0	0							
2000-01	2	0	2	0	0	0	4	9		1	0	1	0	0	0	2	3	1	0	1	0	0	0	2	6								
1999-00	2	1	1	0	0	2	4	5		1	0	1	0	0	0	2	4	1	1	0	0	0	2	2	1								
1998-99	2	0	2	0	-	0	5	10		1	0	1	0	-	0	1	4	1	0	1	0	-	0	4	6								
1997-98	2	0	2	0	-	0	1	8		1	0	1	0	-	0	1	5	1	0	1	0	-	0	0	3								
1996-97	2	0	2	0	-	0	1	6		1	0	1	0	-	0	1	2	1	0	1	0	-	0	0	4								
1995-96	2	1	0	1	-	3	7	5		1	1	0	0	-	2	4	2	1	0	0	1	-	1	3	3								
1994-95	-	-	-	-	-	-	-	-		-	-	-	-	-	-	-	-	-	-	-	-	-	-	-	-								
1993-94	2	0	1	1	-	1	5	6		1	0	0	1	-	1	2	2	1	0	1	0	-	0	3	4								
1992-93	7	1	5	1	-	3	14	22		4	0	3	1	-	1	5	11	3	1	2	0	-	2	9	11								
TOTALS	58	26	24	3	5	60	165	164		30	13	13	2	2	30	89	79	28	13	11	1	3	30	76	85								

INDIVIDUAL SCORING

TAMPA BAY LIGHTNING

PLAYER	GP	G	A	P	+/-	PIM
Nikita Kucherov	2	1	2	3	0	0
Anthony Cirelli	2	2	0	2	-1	0
Victor Hedman	2	1	0	1	0	4
Luke Glendening	2	1	0	1	0	0
Steven Stamkos	2	0	1	1	0	2
Erik Cernak	2	0	1	1	-2	0
Mikhail Sergachev	2	0	1	1	-1	0
Calvin de Haan	2	0	0	0	-1	0
Austin Watson	2	0	0	0	1	0
Tyler Motte	2	0	0	0	0	0
Nicholas Paul	2	0	0	0	-1	0
Brayden Point	2	0	0	0	-1	2
Darren Raddysh	2	0	0	0	0	0
Brandon Hagel	2	0	0	0	0	0
Michael Eyssimont	2	0	0	0	-2	0
Tanner Jeannot	2	0	0	0	-1	0
Alex Barré-Boulet	2	0	0	0	-1	0
Nick Perbix	2	0	0	0	0	0

Power Play: 1-8 (12.5%)

Penalty Kill: 2-4 (50%)

GOALTENDING

TAMPA BAY LIGHTNING

PLAYER	GP	W	L	T	OT	SA	SVS	SV%	GAA
Andrei Vasilevskiy	2	1	1	-	0	50	44	0.88	3.6
Jonas Johansson	1	0	0	-	0	9	7	0.778	6

DETROIT RED WINGS



2645 Woodward Avenue
 Detroit, Michigan 48201
 Phone: (313) 471-7000
 Website: www.nhl.com/redwings
 Team Colors: Red, White
 Inaugural Season: 1926-27
 Arena: Little Caesars Arena (19,515)
 Stanley Cup Titles: 11 (1936, 1937, 1943, 1950, 1952, 1954, 1955, 1997, 1998, 2002, 2008)
 Television: Bally Sports Detroit
 Radio: 97.1 FM The Ticket

General Manager: Steve Yzerman
 Head Coach: Derek Lalonde
 Assistant Coaches: Bob Boughner, Alex Tanguay, Jay Varady
 Media & Communications Managers: Todd Beam, Laney Byler, Thomas Roth

SERIES INFORMATION

Last Lightning Win: April 13, 2023 (Lightning 5 vs. Detroit 0)
 Last Detroit Win: April 1, 2024 (Lightning 2 vs. Detroit 4)
 Last Tie: March 8, 2004 (Lightning 1 @ Detroit 1)
 Last Lightning Overtime Win: March 26, 2022 (Lightning 2 @ Detroit 1, OT)
 Last Detroit Overtime Win: February 26, 2002 (Lightning 3 vs. Detroit 4, OT)
 Last Lightning Shootout Win: December 4, 2018 (Lightning 6 @ Detroit 5, SO)
 Last Detroit Shootout Win: May 1, 2021 (Lightning 0 @ Detroit 1, SO)
 Last Lightning Shutout: April 13, 2023 (Lightning 5 vs. Detroit 0)
 Last Detroit Shutout: May 1, 2021 (Lightning 0 @ Detroit 1, SO)
 Last Lightning Win at Home: April 13, 2023 (Lightning 5 vs. Detroit 0)
 Last Detroit Win at Home: January 21, 2024 (Lightning 1 @ Detroit 2)
 Last Lightning Win at Detroit: February 25, 2023 (Lightning 3 @ Detroit 0)
 Last Detroit Win at Tampa Bay: April 1, 2024 (Lightning 2 vs. Detroit 4)
 Most Goals by Lightning: 7, 2x, last: October 14, 2021 (Lightning 7 @ Detroit 6, OT)
 Most Goals by Detroit: 10, November 23, 1992 (Lightning 5 @ Detroit 10)
 Most Goals by Both Teams: 16, December 5, 1992 (Lightning 7 vs. Detroit 9)
 Last Lightning Hat Trick: Cedric Paquette, January 29, 2015 (Lightning 5 vs. Detroit 1)
 Last Detroit Hat Trick: Tyler Bertuzzi, October 14, 2022 (Lightning 7 @ Detroit 6, OT)

2023-24 SEASON SUMMARY

WON: 0 LOST: 3 OT: 0

AT TAMPA BAY LIGHTNING

DATE	TEAM	OPPONENT	ATTEND	GOALTENDERS	W GOAL
Apr 1, 2024	Lightning 2	Detroit 4	19,092	Vasilevskiy vs. Lyon	David Perron

AT DETROIT RED WINGS

DATE	TEAM	OPPONENT	ATTEND	GOALTENDERS	W GOAL
Oct 14, 2023	Lightning 4	Detroit 6	19,515	Johansson vs. Husso	Alex DeBrincat
Jan 21, 2024	Lightning 1	Detroit 2	19,515	Vasilevskiy vs. Lyon	Daniel Sprong

ALL-TIME SERIES

SEASON	OVERALL							HOME ROAD																
	GP	W	L	T	OTL	PTS	GF	GA	GP	W	L	T	OTL	PTS	GF	GA	GP	W	L	T	OTL	PTS	GF	GA
2023-24	3	0	3	-	0	0	7	12	1	0	1	-	0	0	2	4	2	0	2	-	0	0	5	8
2022-23	4	2	2	-	0	4	14	11	2	1	1	-	0	2	7	4	2	1	1	-	0	2	7	7
2021-22	4	3	1	-	0	6	15	12	2	1	1	-	0	2	6	5	2	2	0	-	0	4	9	7
2020-21	8	5	2	-	1	11	21	19	4	3	1	-	0	6	11	8	4	2	1	-	1	5	10	11
2019-20	2	1	0	-	1	3	5	5	1	1	0	-	0	2	2	1	1	0	0	-	1	1	3	4
2018-19	4	4	0	-	0	8	17	12	2	2	0	-	0	4	6	3	2	2	0	-	0	4	11	9
2017-18	4	4	0	-	0	8	15	7	2	2	0	-	0	4	7	3	2	2	0	-	0	2	8	4
2016-17	5	5	0	-	0	10	21	12	3	3	0	-	0	6	15	8	2	2	0	-	0	4	6	4
2015-16	4	2	2	-	0	4	11	8	2	2	0	-	0	4	9	3	2	0	2	-	0	0	2	5
2014-15	4	3	1	-	0	6	11	9	2	2	0	-	0	4	8	2	2	1	1	-	0	2	3	7
2013-14	5	4	1	-	0	8	14	8	2	2	0	-	0	4	6	3	3	2	1	-	0	4	8	5
2012-13	-	-	-	-	-	-	-	-	-	-	-	-	-	-	-	-	-	-	-	-	-	-	-	-
2011-12	1	0	1	-	0	0	2	4	-	-	-	-	-	-	-	-	1	0	1	-	0	0	2	4
2010-11	1	0	1	-	0	0	2	6	1	0	1	-	0	0	2	6	-	-	-	-	-	-	-	-
2009-10	1	0	1	-	0	0	0	3	-	-	-	-	-	-	-	-	1	0	1	-	0	0	0	3
2008-09	1	0	1	-	0	0	3	4	1	0	1	-	0	0	3	4	-	-	-	-	-	-	-	-
2007-08	1	0	1	-	0	0	2	4	-	-	-	-	-	-	-	-	1	0	1	-	0	0	2	4
2006-07	-	-	-	-	-	-	-	-	-	-	-	-	-	-	-	-	-	-	-	-	-	-	-	-
2005-06	1	0	1	-	0	0	3	6	1	0	1	-	0	0	3	6	-	-	-	-	-	-	-	-
2004-05	DID NOT PLAY																							
2003-04	1	0	0	1	0	1	1	1	-	-	-	-	-	-	-	-	1	0	0	1	0	1	1	1
2002-03	2	1	1	0	0	2	3	3	1	1	0	0	0	2	1	0	1	0	1	0	0	0	2	3
2001-02	1	0	0	0	1	1	4	4	1	0	0	0	1	1	3	4	0	0	0	0	0	0	0	0
2000-01	2	1	1	0	0	2	4	5	1	1	0	0	0	2	3	0	1	0	1	0	0	0	1	5
1999-00	2	1	1	0	0	2	4	5	1	1	0	0	0	2	3	2	1	0	1	0	0	0	1	3
1998-99	2	0	2	0	-	0	4	11	1	0	1	0	-	0	3	5	1	0	1	0	-	0	1	6
1997-98	2	0	2	0	-	0	4	8	1	0	1	0	-	0	4	5	1	0	1	0	-	0	0	3
1996-97	2	0	1	1	-	1	6	7	1	0	0	1	-	1	3	3	1	0	1	0	-	0	2	4
1995-96	2	0	2	0	-	0	2	5	1	0	1	0	-	0	2	3	1	0	1	0	-	0	0	2
1994-95	-	-	-	-	-	-	-	-	-	-	-	-	-	-	-	-	-	-	-	-	-	-	-	-
1993-94	3	1	2	0	-	2	8	11	2	0	2	0	-	0	4	9	1	1	0	0	-	2	4	2
1992-93	7	1	6	0	-	2	26	48	4	1	3	0	-	2	17	30	3	0	3	0	-	0	9	18
TOTALS	79	38	36	2	3	81	226	249	40	23	15	1	1	48	129	121	39	15	21	1	2	33	97	128

INDIVIDUAL SCORING

TAMPA BAY LIGHTNING

PLAYER	GP	G	A	P	+/-	PIM
Steven Stamkos	3	3	1	4	-2	0
Victor Hedman	3	2	2	4	-2	2
Nikita Kucherov	3	0	4	4	-5	0
Brandon Hagel	3	1	2	3	-1	2
Anthony Cirelli	3	1	1	2	-3	2
Brayden Point	3	0	2	2	-4	2
Calvin de Haan	2	0	0	0	-1	0
Austin Watson	1	0	0	0	0	2
Luke Glendening	3	0	0	0	-2	2
Mathew Dumba	1	0	0	0	-1	0
Tyler Motte	2	0	0	0	0	0
Anthony Duclair	1	0	0	0	-1	0
Nicholas Paul	3	0	0	0	-3	0
Conor Sheary	2	0	0	0	-2	0
Haydn Fleury	1	0	0	0	1	0
Darren Raddysh	3	0	0	0	-4	2
Erik Cernak	2	0	0	0	0	0
Mikhail Sergachev	1	0	0	0	-4	0
Michael Eyssimont	3	0	0	0	0	0
Tanner Jeannot	2	0	0	0	-1	0
Nick Perbix	3	0	0	0	0	0
Maxwell Crozier	1	0	0	0	0	0
Mitchell Chaffee	1	0	0	0	0	0
Emil Lilleberg	2	0	0	0	-2	0
Waltteri Merela	2	0	0	0	-1	0

Power Play: 2-8 (20%)
 Penalty Kill: 6-6 (100%)

GOALTENDING

TAMPA BAY LIGHTNING

PLAYER	GP	W	L	OT	SO	SA	SVS	SV%	GAA
Andrei Vasilevskiy	2	0	2	-	0	66	61	0.924	2.62
Jonas Johansson	1	0	1	-	0	41	36	0.878	5.22

EDMONTON OILERS



10220 - 104 Avenue NW
 Edmonton, Alberta, Canada T5J 0H6
 Phone: (780) 414-4000
 Website: www.nhl.com/oilers
 Team Colors: Orange, Blue, White
 Inaugural Season: 1979-80
 Arena: Rogers Place (18,347)
 Stanley Cup Titles: 5 (1984, 1985, 1987, 1988, 1990)
 Television: Sportsnet West and Sportsnet Oilers
 Radio: CHED-AM 630

General Manager: TBA
 Head Coach: Kris Knoblauch
 Assistant Coaches: Glen Gulutzan, Mark Stuart
 Media & Communications Managers: Tim Shipton, Jamie Cartmell, Andrew Peard

SERIES INFORMATION

Last Lightning Win: December 14, 2023 (Lightning 7 @ Edmonton 4)
 Last Edmonton Win: January 19, 2023 (Lightning 3 @ Edmonton 5)
 Last Tie: December 12, 1996 (Lightning 2 vs. Edmonton 2)
 Last Lightning Overtime Win: None
 Last Edmonton Overtime Win: March 13, 2001 (Lightning 4 vs. Edmonton 5, OT)
 Last Lightning Shootout Win: March 22, 2012 (Lightning 3 vs. Edmonton 2, SO)
 Last Edmonton Shootout Win: December 17, 2016 (Lightning 2 @ Edmonton 3, SO)
 Last Lightning Shutout: January 3, 1996 (Lightning 5 @ Edmonton 0)
 Last Edmonton Shutout: March 11, 1998 (Lightning 0 vs. Edmonton 2)
 Last Lightning Win at Home: February 23, 2022 (Lightning 5 vs. Edmonton 3)
 Last Edmonton Win at Home: January 19, 2023 (Lightning 3 @ Edmonton 5)
 Last Lightning Win at Edmonton: December 14, 2023 (Lightning 7 @ Edmonton 4)
 Last Edmonton Win at Tampa Bay: November 8, 2022 (Lightning 2 vs. Edmonton 3)
 Most Goals by Lightning: 7, December 14, 2023 (Lightning 7 @ Edmonton 4)
 Most Goals by Edmonton: 7, January 28, 2000 (Lightning 3 vs. Edmonton 7)
 Most Goals by Both Teams: 11, December 14, 2023 (Lightning 7 @ Edmonton 4)
 Last Lightning Hat Trick: Steven Stamkos, December 14, 2023 (Lightning 7 @ Edmonton 4)
 Last Edmonton Hat Trick: Connor McDavid, February 5, 2018 (Lightning 2 @ Edmonton 6)

2023-24 SEASON SUMMARY

WON: 2 LOST: 0 OT: 0

AT TAMPA BAY LIGHTNING

DATE	TEAM	OPPONENT	ATTEND	GOALTENDERS	W GOAL
Nov 18, 2023	Lightning 6	Oilers 4	19,092	Johansson vs. Skinner	Luke Glendening

AT EDMONTON OILERS

DATE	TEAM	OPPONENT	ATTEND	GOALTENDERS	W GOAL
Dec 14, 2023	Lightning 7	Oilers 4	18,060	Vasilevskiy vs. Skinnner	Steven Stamkos

ALL-TIME SERIES

SEASON	OVERALL								HOME						ROAD									
	GP	W	L	T	OTL	PTS	GF	GA	GP	W	L	T	OTL	PTS	GF	GA	GP	W	L	T	OTL	PTS	GF	GA
2023-24	2	2	0	-	0	4	13	8	1	1	0	-	0	2	6	4	1	1	0	-	0	2	7	4
2022-23	2	0	2	-	0	0	5	8	1	0	1	-	0	0	2	3	1	0	1	-	0	0	3	5
2021-22	2	1	1	-	0	2	6	7	1	1	0	-	0	2	5	3	1	0	1	-	0	0	1	4
2020-21	-	-	-	-	-	-	-	-	-	-	-	-	-	-	-	-	-	-	-	-	-	-	-	-
2019-20	1	1	0	-	0	2	3	1	1	1	0	-	0	2	3	1	0	0	0	-	0	0	0	0
2018-19	2	2	0	-	0	4	11	5	1	1	0	-	0	2	5	2	1	0	0	-	0	2	6	3
2017-18	2	1	1	-	0	2	5	7	1	1	0	-	0	2	3	1	1	0	1	-	0	0	2	6
2016-17	2	1	0	-	1	3	6	3	1	1	0	-	0	2	4	1	1	0	0	-	1	1	2	2
2015-16	2	2	0	-	0	4	9	6	1	1	0	-	0	2	6	4	1	1	0	-	0	2	3	2
2014-15	2	1	1	-	0	2	5	5	1	1	0	-	0	2	3	2	1	0	1	-	0	0	2	3
2013-14	2	1	1	-	0	2	7	7	1	1	0	-	0	2	4	2	1	0	1	-	0	0	3	5
2012-13	-	-	-	-	-	-	-	-	-	-	-	-	-	-	-	-	-	-	-	-	-	-	-	-
2011-12	1	1	0	-	0	2	3	2	1	1	0	-	0	2	3	2	-	-	-	-	-	-	-	-
2010-11	1	0	0	-	1	1	3	4	-	-	-	-	-	-	-	-	1	0	0	-	1	1	3	4
2009-10	1	0	1	-	0	0	2	3	1	0	1	-	0	0	2	3	-	-	-	-	-	-	-	-
2008-09	1	0	1	-	0	0	3	5	-	-	-	-	-	-	-	-	1	0	1	-	0	0	3	5
2007-08	1	1	0	-	0	2	4	3	1	1	0	-	0	2	4	3	-	-	-	-	-	-	-	-
2006-07	1	1	0	-	0	2	3	1	-	-	-	-	-	-	-	-	1	1	0	-	0	2	3	1
2005-06	-	-	-	-	-	-	-	-	-	-	-	-	-	-	-	-	-	-	-	-	-	-	-	-
2004-05	-	-	-	-	-	-	-	-	-	-	-	-	-	-	-	-	-	-	-	-	-	-	-	-
2003-04	1	1	0	0	0	2	3	2	-	-	-	-	-	-	-	-	1	1	0	0	0	2	3	2
2002-03	1	1	0	0	0	2	3	2	1	1	0	0	0	2	3	2	-	-	-	-	-	-	-	-
2001-02	2	0	2	0	0	0	3	5	1	0	1	0	0	0	2	3	1	0	1	0	0	0	1	2
2000-01	1	0	0	0	1	1	4	5	1	0	0	0	1	1	4	5	-	-	-	-	-	-	-	-
1999-00	2	0	2	0	0	0	4	12	1	0	1	0	0	0	3	7	1	0	1	0	0	0	1	5
1998-99	2	1	1	0	-	2	3	5	1	0	1	0	-	0	1	4	1	1	0	0	-	2	2	1
1997-98	2	0	2	0	-	0	2	6	1	0	1	0	-	0	0	2	1	0	1	0	-	0	2	4
1996-97	2	0	1	1	-	1	3	5	1	0	0	1	-	1	2	2	1	0	1	0	-	0	1	3
1995-96	2	1	1	0	-	2	8	4	1	0	1	0	-	0	3	4	1	1	0	0	-	2	5	0
1994-95	-	-	-	-	-	-	-	-	-	-	-	-	-	-	-	-	-	-	-	-	-	-	-	-
1993-94	2	0	1	1	-	1	6	7	1	0	0	1	-	1	4	4	1	0	1	0	-	0	2	3
1992-93	4	2	2	0	-	4	13	8	2	2	0	0	-	4	9	2	2	0	2	0	-	0	4	6
TOTALS	46	21	20	2	3	47	139	135	24	14	7	2	1	31	80	66	22	7	13	0	2	16	59	69

INDIVIDUAL SCORING

TAMPA BAY LIGHTNING

Player	GP	G	A	P	+/-	PIM
Steven Stamkos	2	5	1	6	2	0
Nikita Kucherov	2	3	3	6	0	0
Mikhail Sergachev	2	1	3	4	2	2
Brayden Point	2	0	3	3	-2	0
Darren Raddysh	2	0	3	3	2	2
Nicholas Paul	2	0	2	2	1	0
Conor Sheary	1	0	2	2	2	0
Michael Eyssimont	2	0	2	2	2	2
Luke Glendening	2	1	0	1	1	2
Tyler Motte	2	1	0	1	2	0
Anthony Cirelli	1	1	0	1	1	0
Tanner Jeannot	2	1	0	1	0	0
Calvin de Haan	2	0	1	1	2	2
Haydn Fleury	1	0	1	1	2	0
Cole Koepke	1	0	1	1	1	0
Victor Hedman	1	0	0	0	-1	2
Austin Watson	1	0	0	0	0	7
Erik Cernak	2	0	0	0	2	2
Brandon Hagel	2	0	0	0	0	4
Alex Barré-Boulet	2	0	0	0	0	0
Nick Perbix	2	0	0	0	1	0

Power Play: 3-6 (50%)
 Penalty Kill: 7-9 (77.8%)

GOALTENDING

TAMPA BAY LIGHTNING

PLAYER	GP	W	L	T	OT	SA	SVS	SV%	GAA
Andrei Vasilevskiy	1	1	0	-	0	57	53	0.93	4
Jonas Johansson	1	1	0	-	0	42	38	0.905	4

FLORIDA PANTHERS



1 Panther Parkway
 Sunrise, Florida 33323
 Phone: (954) 835-7000
 Website: www.nhl.com/panthers
 Team Colors: Red, Blue, Gold, White
 Inaugural Season: 1993-94
 Arena: Amerant Bank Arena (19,512)
 Stanley Cup Titles: 2024
 Television: WSFL-TV Channel 39, WHDT-TV Channel 9
 Radio: WQAM-AM 560

General Manager: Bill Zito
 Head Coach: Paul Maurice
 Associate/Assistant Coaches: Jamie Kompon, Sylvain Lefebvre, Tuomo Ruutu
 Media & Communications Managers: Adelyn Biedenbach, Thomas Harding, Chrissy Parente

SERIES INFORMATION

Last Lightning Win: March 16, 2024 (Lightning 5 @ Florida 3)
 Last Florida Win: February 17, 2024 (Lightning 2 vs. Florida 9)
 Last Tie: December 31, 2003 (Lightning 2 vs. Florida 2)
 Last Lightning Overtime Win: October 21, 2022 (Lightning 3 @ Florida 2, OT)
 Last Florida Overtime Win: January 26, 2017 (Lightning 1 @ Florida 2, OT)
 Last Lightning Shootout Win: October 6, 2018 (Lightning 2 vs. Florida 1, SO)
 Last Florida Shootout Win: November 14, 2015 (Lightning 4 vs. Florida 5, SO)
 Last Lightning Shutout: April 4, 2015 (Lightning 4 @ Florida 0)
 Last Panthers Shutout: May 10, 2021 (Lightning 0 @ Florida 4)
 Last Lightning Win at Home: December 10, 2022 (Lightning 4 vs. Florida 1)
 Last Panthers Win at Home: February 6, 2023 (Lightning 1 @ Florida 7)
 Last Lightning Win at Florida: March 16, 2024 (Lightning 5 @ Florida 3)
 Last Panthers Win at Tampa Bay: February 17, 2024 (Lightning 2 vs. Florida 9)
 Most Goals by Lightning: 8, 2x, last: April 24, 2022 (Lightning 8 @ Florida 4)
 Most Goals by Panthers: 9, 2x, last: February 17, 2024 (Lightning 2 vs. Florida 9)
 Most Goals by Both Teams: 13, October 30, 2017 (Lightning 8 @ Florida 5)
 Last Lightning Hat Trick: Steven Stamkos, October 10, 2013 (Lightning 7 vs. Florida 2)
 Last Panthers Hat Trick: Alex Wennberg, May 8, 2021 (Lightning 1 @ Florida 5)

2023-24 SEASON SUMMARY

WON: 1 LOST: 2 OT: 0

AT TAMPA BAY LIGHTNING

DATE	TEAM	OPPONENT	ATTEND	GOALTENDERS	W GOAL
Dec 27, 2023	Lightning 2	Florida 3	19,092	Vasilevskiy vs. Bobrovsky	Sam Reinhart
Feb 17, 2024	Lightning 2	Florida 9	19,092	Vasilevskiy vs. Bobrovsky	Kevin Stenlund

AT FLORIDA PANTHERS

DATE	TEAM	OPPONENT	ATTEND	GOALTENDERS	W GOAL
Mar 16, 2024	Lightning 5	Florida 3	19,396	Vasilevskiy vs. Bobrovsky	Steven Stamkos

ALL-TIME SERIES

SEASON	OVERALL								HOME						ROAD									
	GP	W	L	T	OTL	PTS	GF	GA	GP	W	L	T	OTL	PTS	GF	GA	GP	W	L	T	OTL	PTS	GF	GA
2023-24	3	1	2	-	0	2	9	15	2	0	2	-	0	0	4	12	1	1	0	-	0	2	5	3
2022-23	4	2	2	-	0	4	9	14	2	1	1	-	0	2	5	5	2	1	1	-	0	2	4	9
2021-22	4	2	2	-	0	4	15	19	2	1	1	-	0	2	4	6	2	1	1	-	0	2	11	13
2020-21	8	3	5	-	-	6	24	27	4	2	2	-	0	4	15	16	4	1	3	-	0	2	9	15
2019-20	4	3	1	-	0	6	16	10	2	2	0	-	0	4	11	3	2	1	1	-	0	2	5	5
2018-19	4	4	0	-	0	8	19	10	2	2	0	-	0	4	9	4	2	2	0	-	0	4	10	6
2017-18	4	3	1	-	0	6	22	17	2	2	0	-	0	4	10	7	2	1	1	-	0	2	12	10
2016-17	4	2	1	-	1	5	8	10	2	2	0	-	-	4	6	5	2	0	1	-	1	1	2	5
2015-16	5	1	3	-	1	3	11	16	3	1	1	-	1	3	9	10	2	0	2	-	0	0	2	6
2014-15	4	3	1	-	0	6	14	9	2	2	0	-	0	4	7	5	2	1	1	-	0	2	7	4
2013-14	4	4	0	-	0	8	22	10	2	2	0	-	0	4	12	6	2	2	0	-	0	4	10	4
2012-13	5	3	2	-	1	7	21	17	3	1	2	-	1	3	12	10	2	2	0	-	0	4	9	7
2011-12	6	4	1	-	1	9	24	17	3	2	1	-	0	4	15	11	3	2	0	-	1	5	9	8
2010-11	6	2	1	-	3	7	14	20	3	1	0	-	2	4	9	9	3	1	1	-	1	3	5	11
2009-10	6	3	3	-	0	6	16	19	3	2	1	-	0	4	9	8	3	1	2	-	0	2	7	11
2008-09	6	3	2	-	1	7	20	22	3	1	1	-	1	3	12	12	3	2	1	-	0	4	8	10
2007-08	8	4	4	-	0	8	24	23	4	3	1	-	0	6	10	6	4	1	3	-	0	2	14	17
2006-07	8	3	4	-	1	7	25	33	4	2	2	-	0	4	11	15	4	1	2	-	1	3	14	18
2005-06	8	2	4	-	2	6	20	31	4	2	1	-	1	5	10	13	4	0	3	-	1	1	10	18
2004-05	DID NOT PLAY																							
2003-04	6	3	2	1	0	7	15	16	3	2	0	1	0	5	9	7	3	1	2	0	0	2	6	9
2002-03	5	3	0	2	0	8	18	10	2	1	0	1	0	3	4	2	3	2	0	1	0	5	14	8
2001-02	5	3	2	0	0	6	10	14	3	1	2	0	0	2	4	10	2	2	0	0	0	4	6	4
2000-01	5	3	0	0	2	8	13	11	2	2	0	0	0	4	6	4	3	1	0	0	2	4	7	7
1999-00	5	0	4	1	0	1	13	25	3	0	3	0	0	0	6	15	2	0	1	1	0	1	8	10
1998-99	5	0	5	0	-	0	5	17	2	0	2	0	-	0	2	5	3	0	3	0	-	0	3	12
1997-98	5	1	2	2	-	4	10	9	3	1	0	2	-	4	9	5	2	0	2	0	-	0	1	4
1996-97	5	1	2	2	-	4	10	12	2	1	0	1	-	3	5	3	3	0	2	1	-	1	5	9
1995-96	6	3	3	0	-	6	14	20	3	1	2	0	-	2	9	14	3	2	1	0	-	4	5	6
1994-95	4	1	3	0	-	2	7	14	2	1	1	0	-	2	4	6	2	0	2	0	-	0	3	8
1993-94	5	0	3	2	-	2	6	11	3	0	2	1	-	1	2	6	2	0	1	1	-	1	4	5
TOTALS	157	70	64	10	13	163	444	495	80	41	27	6	6	94	235	236	77	29	37	4	7	69	209	259

INDIVIDUAL SCORING

TAMPA BAY LIGHTNING

Player	GP	G	A	P	+/-	PIM
Steven Stamkos	3	2	2	4	-4	4
Nikita Kucherov	3	2	2	4	-4	4
Brandon Hagel	3	1	2	3	-1	12
Victor Hedman	3	0	3	3	-2	10
Michael Eyssimont	3	2	0	2	1	12
Darren Raddysh	3	1	1	2	0	0
Nick Perbix	3	0	2	2	1	2
Brayden Point	3	1	0	1	-3	2
Anthony Duclair	1	0	1	1	1	2
Nicholas Paul	3	0	1	1	0	0
Erik Cernak	3	0	1	1	-1	21
Anthony Cirelli	3	0	1	1	-1	4
Calvin de Haan	2	0	0	0	-1	0
Austin Watson	2	0	0	0	0	17
Luke Glendening	3	0	0	0	-1	2
Mathew Dumba	1	0	0	0	0	14
Tyler Motte	3	0	0	0	-1	12
Conor Sheary	3	0	0	0	0	0
Haydn Fleury	2	0	0	0	-1	10
Tanner Jeannot	1	0	0	0	0	0
Mitchell Chaffee	2	0	0	0	-1	0
Emil Lilleberg	1	0	0	0	-2	0

Power Play: 2-14 (14.3%)

Penalty Kill: 10-14 (71.4%)

GOALTENDING

TAMPA BAY LIGHTNING

PLAYER	GP	W	L	OT	SO	SA	SVS	SV%	GAA
Andrei Vasilevskiy	3	1	2	-	0	103	91	0.883	4.51
Jonas Johansson	1	0	0	-	0	8	5	0.625	9.05

LOS ANGELES KINGS



1111 S Figueroa Street
 Los Angeles, California 90015
 Phone: (310) 535-4500
 Website: www.nhl.com/kings
 Team Colors: Black, Silver, White
 Inaugural Season: 1967-68
 Arena: Crypto.com Arena (18,230)
 Stanley Cup Titles: 2 (2012, 2014)
 Television: Bally Sports West, KCAL-TV
 Radio: LA Kings Audio Network (iHEART)

General Manager: Rob Blake
 Head Coach: Jim Hiller
 Assistant Coaches: DJ Smith, Newell Brown, Derik Johnson

Media & Communications Managers: Michael Altieri, Jeff Moeller, Rob Koch, Shawn May, Justin Cummings

SERIES INFORMATION

Last Lightning Win: January 9, 2024 (Lightning 3 vs. Los Angeles 2, OT)
 Last Los Angeles Win: March 23, 2024 (Lightning 3 @ Los Angeles 4, OT)
 Last Tie: March 20, 2003 (Lightning 2 @ Los Angeles 2)
 Last Lightning Overtime Win: January 9, 2024 (Lightning 3 vs. Los Angeles 2, OT)
 Last Los Angeles Overtime Win: March 23, 2024 (Lightning 3 @ Los Angeles 4, OT)
 Last Lightning Shootout Win: January 14, 2020 (Lightning 4 vs. Los Angeles 3, SO)
 Last Los Angeles Shootout Win: November 14, 2009 (Lightning 1 vs. Los Angeles 2, SO)
 Last Lightning Shutout: February 7, 2017 (Lightning 5 vs. Los Angeles 0)
 Last Los Angeles Shutout: November 4, 2010 (Lightning 0 @ Los Angeles 1)
 Last Lightning Win at Home: January 9, 2024 (Lightning 3 vs. Los Angeles 2, OT)
 Last Los Angeles Win at Home: March 23, 2024 (Lightning 3 @ Los Angeles 4, OT)
 Last Lightning Win at Los Angeles: January 18, 2022 (Lightning 6 @ Los Angeles 4)
 Last Los Angeles Win at Tampa Bay: February 7, 2015 (Lightning 2 vs. Los Angeles 4)
 Most Goals by Lightning: 6, 3x, Last: January 18, 2022 (Lightning 6 @ Los Angeles 4)
 Most Goals by Los Angeles: 5, 4x, Last: November 19, 2013 (Lightning 2 @ Los Angeles 5)
 Most Goals by Both Teams: 10, January 18, 2022 (Lightning 6 @ Los Angeles 4)
 Last Lightning Hat Trick: None
 Last Los Angeles Hat Trick: Luc Robitaille, October 7, 1999 (Lightning 2 vs. Los Angeles 5)

2023-24 SEASON SUMMARY

WON: 1 LOST: 0 OT: 1

AT TAMPA BAY LIGHTNING

DATE	TEAM	OPPONENT	ATTEND	GOALTENDERS	W GOAL
Jan 9, 2024	Lightning 3	Kings 2	19,092	Vasilevskiy vs. Talbot	Nick Perbix*

AT LOS ANGELES KINGS

DATE	TEAM	OPPONENT	ATTEND	GOALTENDERS	W GOAL
Mar 23, 2024	Lightning 3	Kings 4	18,318	Vasilevskiy vs. Talbot	Vladislav Gavrikov*

*-Overtime **-Shootout

ALL-TIME SERIES

SEASON	OVERALL								HOME						ROAD									
	GP	W	L	T	OTL	PTS	GF	GA	GP	W	L	T	OTL	PTS	GF	GA	GP	W	L	T	OTL	PTS	GF	GA
2023-24	2	1	0	-	1	3	6	6	1	1	0	-	0	2	3	2	1	0	0	-	1	1	3	4
2022-23	2	1	1	-	0	2	7	6	1	1	0	-	0	2	5	2	1	0	1	-	0	0	2	4
2021-22	2	2	0	-	0	4	9	6	1	1	0	-	0	2	3	2	1	1	0	-	0	2	6	4
2020-21	-	-	-	-	-	-	-	-	-	-	-	-	-	-	-	-	-	-	-	-	-	-	-	-
2019-20	2	2	0	-	0	4	8	5	1	1	0	-	0	2	4	3	1	1	0	-	0	2	4	2
2018-19	2	2	0	-	0	4	10	5	1	1	0	-	0	2	4	3	1	1	0	-	0	2	6	2
2017-18	2	2	0	-	0	4	9	5	1	1	0	-	0	2	4	3	1	1	0	-	0	2	5	2
2016-17	2	2	0	-	0	4	7	1	1	1	0	-	0	2	5	0	1	1	0	-	0	2	2	1
2015-16	2	1	1	-	0	2	2	4	1	1	0	-	0	2	1	1	1	0	1	-	0	0	1	3
2014-15	2	0	2	-	0	0	4	7	1	0	1	-	0	0	2	4	1	0	1	-	0	0	2	3
2013-14	2	1	1	-	0	2	7	6	1	1	0	-	0	2	5	1	1	0	1	-	0	0	2	5
2012-13	-	-	-	-	-	-	-	-	-	-	-	-	-	-	-	-	-	-	-	-	-	-	-	-
2011-12	1	0	1	-	0	0	1	3	1	0	1	-	0	0	1	3	-	-	-	-	-	-	-	-
2010-11	1	0	1	-	0	0	0	1	-	-	-	-	-	-	-	-	1	0	1	-	0	0	0	1
2009-10	1	0	0	-	1	1	1	1	1	0	0	-	1	1	1	1	-	-	-	-	-	-	-	-
2008-09	1	1	0	-	0	2	3	1	-	-	-	-	-	-	-	-	1	1	0	-	0	2	3	1
2007-08	-	-	-	-	-	-	-	-	-	-	-	-	-	-	-	-	-	-	-	-	-	-	-	-
2006-07	1	1	0	-	0	2	2	2	1	1	0	-	0	2	2	2	-	-	-	-	-	-	-	-
2005-06	1	1	0	-	0	2	4	1	-	-	-	-	-	-	-	-	1	1	0	-	0	2	4	1
2004-05	DID NOT PLAY																							
2003-04	1	0	0	0	1	1	0	1	1	0	0	1	1	0	1	-	-	-	-	-	-	-	-	-
2002-03	2	1	0	1	0	3	6	4	1	1	0	0	0	2	4	2	1	0	0	1	0	1	2	2
2001-02	2	2	0	0	0	4	4	0	1	1	0	0	0	2	3	0	1	1	0	0	0	2	1	0
2000-01	1	1	0	0	0	2	4	3	-	-	-	-	-	-	-	-	1	1	0	0	0	2	4	3
1999-00	2	0	1	1	0	1	5	8	1	0	1	0	0	0	2	5	1	0	0	1	0	1	3	3
1998-99	2	2	0	-	4	6	3	1	1	1	0	-	2	3	2	1	1	0	0	-	2	3	0	0
1997-98	2	0	2	0	-	0	3	8	1	0	1	0	-	0	1	3	1	0	1	0	-	0	2	5
1996-97	2	2	0	0	-	4	6	1	1	1	0	0	-	2	3	0	1	1	0	0	-	2	2	1
1995-96	2	2	0	0	-	4	7	1	1	1	0	0	-	2	2	0	1	1	0	0	-	2	5	1
1994-95	-	-	-	-	-	-	-	-	-	-	-	-	-	-	-	-	-	-	-	-	-	-	-	-
1993-94	2	1	1	0	-	2	8	8	1	0	1	0	-	0	3	4	1	1	0	0	-	2	5	4
1992-93	3	2	1	0	-	4	11	10	1	0	1	0	-	0	2	5	2	2	0	0	-	4	9	5
TOTALS	47	30	12	2	3	65	137	106	23	15	6	0	2	32	61	49	24	15	6	2	1	33	76	57

INDIVIDUAL SCORING

TAMPA BAY LIGHTNING

Player	GP	G	A	P	+/-	PIM
Steven Stamkos	2	2	0	2	0	0
Brayden Point	2	1	1	2	0	0
Brandon Hagel	2	1	1	2	2	0
Nick Perbix	2	1	1	2	-1	0
Tyler Motte	2	1	0	1	1	0
Victor Hedman	2	0	1	1	0	0
Nikita Kucherov	2	0	1	1	0	0
Anthony Duclair	1	0	1	1	-1	0
Michael Eyssimont	2	0	1	1	1	0
Emil Lilleberg	2	0	1	1	-2	0
Calvin de Haan	1	0	0	0	1	0
Austin Watson	1	0	0	0	0	0
Luke Glendening	2	0	0	0	0	0
Mathew Dumba	1	0	0	0	-1	2
Nicholas Paul	2	0	0	0	-2	2
Conor Sheary	1	0	0	0	-1	2
Darren Raddysh	2	0	0	0	-1	2
Erik Cernak	2	0	0	0	-1	0
Anthony Cirelli	2	0	0	0	-1	2
Tanner Jeannot	1	0	0	0	0	0
Alex Barré-Boulet	1	0	0	0	-2	0
Mitchell Chaffee	1	0	0	0	-1	0

Power Play: 2-5 (40%)

Penalty Kill: 4-4 (100%)

GOALTENDING

TAMPA BAY LIGHTNING

PLAYER	GP	W	L	OT	SO	SA	SVS	SV%	GAA
Andrei Vasilevskiy	2	1	0	--	1	45	39	0.867	2.99

MINNESOTA WILD



199 W Kellogg Blvd.
 St. Paul, Minnesota 55102
 Phone: (651) 602-6000
 Website: www.nhl.com/wild
 Team Colors: Red, Green, Gold, Beige, White
 Inaugural Season: 2000-01
 Arena: Xcel Energy Center (17,954)
 Stanley Cup Titles: None
 Television: Bally Sports North
 Radio: KFAN-FM 100.3

General Manager: Bill Guerin
 Head Coach: John Hynes
 Assistant Coaches: Patrick Dwyer, Jason King
 Media & Communications Managers: Aaron Sickman, Jackson Riebel, Dylan Daniel

SERIES INFORMATION

Last Lightning Win: January 18, 2024 (Lightning 7 vs. Minnesota 3)
 Last Minnesota Win: January 4, 2023 (Lightning 1 @ Minnesota 5)
 Last Tie: March 17, 2003 (Lightning 3 vs. Minnesota 3)
 Last Lightning Overtime Win: None
 Last Minnesota Overtime Win: October 20, 2018 (Lightning 4 @ Minnesota 5, OT)
 Last Lightning Shootout Win: November 21, 2021 (Lightning 5 vs. Minnesota 4, SO)
 Last Minnesota Shootout Win: February 10, 2017 (Lightning 1 @ Minnesota 2, SO)
 Last Lightning Shutout: December 23, 2017 (Lightning 3 vs. Minnesota 0)
 Last Minnesota Shutout: March 7, 2019 (Lightning 0 vs. Minnesota 3)
 Last Lightning Win at Home: January 18, 2024 (Lightning 7 vs. Minnesota 3)
 Last Minnesota Win at Home: January 4, 2023 (Lightning 1 @ Minnesota 5)
 Last Lightning Win at Minnesota: January 4, 2024 (Lightning 4 @ Minnesota 1)
 Last Minnesota Win at Tampa Bay: December 5, 2019 (Lightning 4 vs. Minnesota 5)
 Most Goals by Lightning: 7, January 18, 2024 (Lightning 7 vs. Minnesota 3)
 Most Goals by Minnesota: 7, October 25, 2014 (Lightning 2 @ Minnesota 7)
 Most Goals by Both Teams: 11, October 18, 2000 (Lightning 5 @ Minnesota 6)
 Last Lightning Hat Trick: None
 Last Minnesota Hat Trick: Jason Zucker, Mar. 7, 2019 (Lightning 0 vs. Minnesota 3)

2023-24 SEASON SUMMARY

WON: 2 LOST: 0 OT: 0

AT TAMPA BAY LIGHTNING

DATE	TEAM	OPPONENT	ATTEND	GOALTENDERS	W GOAL
Jan 18, 2024	Lightning 7	Wild 3	19,092	Vasilevskiy vs. Gustavsson	Brayden Point

AT MINNESOTA WILD

DATE	TEAM	OPPONENT	ATTEND	GOALTENDERS	W GOAL
Jan 4, 2024	Lightning 4	Wild 1	18,689	Vasilevskiy vs. Fleury	Darren Raddysh

ALL-TIME SERIES

SEASON	OVERALL							HOME							ROAD									
	GP	W	L	T	OTL	PTS	GF	GA	GP	W	L	T	OTL	PTS	GF	GA	GP	W	L	T	OTL	PTS	GF	GA
2023-24	2	2	0	-	0	4	11	4	1	1	0	-	0	2	7	3	1	1	0	-	0	2	4	1
2022-23	2	1	1	-	0	2	5	7	1	1	0	--	0	2	4	2	1	0	1	-	0	0	1	5
2021-22	2	1	1	-	0	2	6	8	1	1	0	-	-	2	4	4	1	0	1	-	0	0	2	4
2020-21	-	-	-	-	-	-	-	-	-	-	-	-	-	-	-	-	-	-	-	-	-	-	-	-
2019-20	2	0	2	-	0	0	6	8	1	0	1	-	0	0	4	5	1	0	1	-	0	0	2	3
2018-19	2	0	1	-	1	1	4	8	1	0	1	-	0	0	0	3	1	0	0	-	1	1	4	5
2017-18	2	1	1	-	0	2	5	5	1	1	0	-	0	2	3	0	1	0	1	-	0	0	2	5
2016-17	2	1	0	-	1	3	5	2	1	1	0	-	0	2	4	1	1	0	0	-	1	1	1	1
2015-16	2	1	1	-	0	2	2	3	1	1	0	-	0	2	2	2	1	0	1	-	0	0	0	1
2014-15	2	1	1	-	0	2	4	8	1	1	0	-	0	2	2	1	1	0	1	-	0	0	2	7
2013-14	2	1	1	-	0	2	4	3	1	1	0	-	0	2	3	1	1	0	1	-	0	0	1	2
2012-13	-	-	-	-	-	-	-	-	-	-	-	-	-	-	-	-	-	-	-	-	-	-	-	-
2011-12	1	0	1	-	0	0	1	3	-	-	-	-	-	-	-	-	1	0	1	-	0	0	1	3
2010-11	2	1	1	-	0	2	4	5	1	0	1	-	0	0	1	4	1	1	0	-	0	2	3	1
2009-10	1	1	0	-	0	2	3	3	1	1	0	-	0	2	3	3	-	-	-	-	-	-	-	-
2008-09	2	0	1	-	1	1	2	4	1	0	0	-	1	1	0	0	1	0	1	-	0	0	2	4
2007-08	1	0	1	-	0	0	2	3	1	0	1	-	0	0	2	3	-	-	-	-	-	-	-	-
2006-07	1	1	0	-	0	2	3	2	-	-	-	-	-	-	-	-	1	1	0	-	0	2	3	2
2005-06	-	-	-	-	-	-	-	-	-	-	-	-	-	-	-	-	-	-	-	-	-	-	-	-
2004-05	-	-	-	-	-	-	-	-	-	-	-	-	-	-	-	-	-	-	-	-	-	-	-	-
2003-04	1	1	0	0	0	2	3	2	1	1	0	0	0	2	3	2	-	-	-	-	-	-	-	-
2002-03	2	0	1	1	0	1	6	8	1	0	0	1	0	1	3	3	1	0	1	0	0	0	3	5
2001-02	1	0	1	0	0	0	0	2	0	0	0	0	0	0	0	0	1	0	1	0	0	0	0	2
2000-01	2	0	2	0	0	0	7	10	1	0	1	0	0	0	2	4	1	0	1	0	0	0	5	6
TOTALS	34	13	17	1	3	30	83	98	17	10	5	1	1	22	47	41	17	3	12	0	2	8	36	57

INDIVIDUAL SCORING

TAMPA BAY LIGHTNING

Player	GP	G	A	P	+/-	PIM
Victor Hedman	2	2	3	5	4	0
Nikita Kucherov	2	0	4	4	2	0
Brayden Point	2	1	2	3	2	0
Darren Raddysh	2	2	1	3	5	0
Anthony Cirelli	2	2	1	3	-1	0
Conor Sheary	2	0	2	2	2	0
Brandon Hagel	2	1	1	2	-2	2
Steven Stamkos	2	1	0	1	2	0
Luke Glendening	2	0	1	1	1	0
Tyler Motte	2	0	1	1	1	2
Nicholas Paul	2	0	1	1	-2	2
Michael Eyssimont	2	1	0	1	1	0
Nick Perbix	2	0	1	1	-2	0
Walter Merela	1	1	0	1	1	0
Calvin de Haan	2	0	0	0	-2	4
Austin Watson	2	0	0	0	1	5
Philippe Myers	1	0	0	0	0	0
Tanner Jeannot	1	0	0	0	1	0
Maxwell Crozier	1	0	0	0	0	0
Emil Lilleberg	1	0	0	0	0	0
Declan Carlile	1	0	0	0	1	0


Power Play: 4-6 (66.7%)
 Penalty Kill: 3-3 (100%)

GOALTENDING

TAMPA BAY LIGHTNING

PLAYER	GP	W	L	OT	SO	SA	SVS	SV%	GAA
Andrei Vasilevskiy	1	1	0	0	0	35	33	.943	2.01
Brian Elliott	1	0	1	0	0	32	28	.875	4.08

MONTREAL CANADIENS



1909 Avenue des Canadiens-de-Montréal
 Montréal, Québec, Canada H3B 5E8
 Phone: (514) 932-2582
 Website: www.nhl.com/canadiens
 Team Colors: Red, White, Blue
 Inaugural Season: 1917-18
 Arena: Bell Centre (21,302)
 Stanley Cup Titles: 23 (1924, 1930, 1931, 1944, 1946, 1953, 1956, 1957, 1958, 1959, 1960, 1965, 1966, 1968, 1969, 1971, 1973, 1976, 1977, 1978, 1979, 1986, 1993)
 Television: TSN (English), RDS (French), TVAS (French)
 Radio: TSN 690 AM (English), CHMP-FM 98.5 (French)

General Manager: Kent Hughes
 Head Coach: Martin St. Louis
 Associate/Assistant Coaches: Trevor Letowski, Stephane Robidas
 Media & Communications Managers: Chantal Machabée, Charles Saindon-Courtois, Guillaume Ouimet, Timothy Gagnon

SERIES INFORMATION

Last Lightning Win: April 4, 2024 (Lightning 7 @ Montreal 4)
 Last Montreal Win: March 21, 2023 (Lightning 2 @ Montreal 3)
 Last Tie: January 22, 2003 (Lightning 2 vs. Montreal 2)
 Last Lightning Overtime Win: December 28, 2021 (Lightning 5 vs. Montreal 4, OT)
 Last Montreal Overtime Win: April 1, 2017 (Lightning 1 vs. Montreal 2, OT)
 Last Lightning Shootout Win: March 2, 2024 (Lightning 4 vs. Montreal 3, SO)
 Last Montreal Shootout Win: April 2, 2022 (Lightning 4 vs. Montreal 5, SO)
 Last Lightning Shutout: March 5, 2020 (Lightning 4 vs. Montreal 0)
 Last Montreal Shutout: March 31, 2016 (Lightning 0 vs. Montreal 3)
 Last Lightning Win at Home: March 2, 2024 (Lightning 4 vs. Montreal 3, SO)
 Last Montreal Win at Home: March 21, 2023 (Lightning 2 @ Montreal 3)
 Last Lightning Win at Montreal: April 4, 2024 (Lightning 7 @ Montreal 4)
 Last Montreal Win at Tampa Bay: April 2, 2022 (Montreal 5 @ Lightning 4, SO)
 Most Goals by Lightning: 7, 2x, Last: April 4, 2024 (Lightning 7 @ Montreal 4)
 Most Goals by Montreal: 8, March 28, 1998 (Lightning 2 @ Montreal 8)
 Most Goals by Both Teams: 11, 2x, Last: April 4, 2024 (Lightning 7 @ Montreal 4)
 Last Lightning Hat Trick: Brandon Hagel, March 18, 2023 (Lightning 5 vs. Montreal 3)
 Last Montreal Hat Trick: Vincent Damphousse, March 28, 1998 (Lightning 2 @ Montreal 8)

2023-24 SEASON SUMMARY

WON: 4 LOST: 0 OT: 0

AT TAMPA BAY LIGHTNING

DATE	TEAM	OPPONENT	ATTEND	GOALTENDERS	W GOAL
Dec 23, 2023	Lightning 4	Montreal 3	19,092	Johansson vs. Montembeault	Nikita Kucherov
Mar 2, 2024	Lightning 4	Montreal 3	19,092	Vasilevskiy vs. Primeau	Victor Hedman**

AT MONTREAL CANADIENS

DATE	TEAM	OPPONENT	ATTEND	GOALTENDERS	W GOAL
Nov 7, 2023	Lightning 5	Montreal 3	21,105	Tomkins vs. Allen	Michael Eyssimont
Apr 4, 2024	Lightning 7	Montreal 4	21,105	Tomkins vs. Primeau	Brandon Hagel

*-Overtime **-Shootout

ALL-TIME SERIES

SEASON	OVERALL								HOME						ROAD									
	GP	W	L	T	OTL	PTS	GF	GA	GP	W	L	T	OTL	PTS	GF	GA	GP	W	L	T	OTL	PTS	GF	GA
2023-24	4	4	0	-	0	8	19	13	2	2	0	-	0	4	7	6	2	2	0	--	0	4	12	7
2022-23	4	3	1	-	0	6	16	8	2	2	0	-	0	4	9	4	2	1	1	-	0	2	7	4
2021-22	3	2	0	-	1	5	12	11	2	1	0	-	1	3	9	9	1	1	0	-	0	2	3	2
2020-21	-	-	-	-	-	-	-	-	-	-	-	-	-	-	-	-	-	-	-	-	-	-	-	-
2019-20	4	4	0	-	0	8	14	6	2	2	0	-	0	4	9	4	2	2	0	-	0	4	5	2
2018-19	4	3	1	-	0	6	15	10	2	2	0	-	0	4	9	5	2	1	1	-	0	2	6	5
2017-18	4	3	0	-	1	7	9	7	2	2	0	-	0	4	5	3	2	1	0	-	1	3	4	4
2016-17	4	2	1	-	1	5	10	10	2	1	0	-	1	3	5	5	2	1	1	-	0	2	5	5
2015-16	4	0	3	-	1	1	7	15	2	0	1	-	1	1	3	4	2	0	2	-	0	0	4	9
2014-15	5	5	0	-	0	10	21	8	2	2	0	-	0	4	11	3	3	3	0	-	0	6	10	5
2013-14	4	3	0	-	1	7	7	4	2	1	0	-	1	3	4	2	2	2	0	-	0	4	3	2
2012-13	3	0	2	-	1	1	8	10	2	0	1	-	1	1	6	7	1	0	1	-	0	0	2	3
2011-12	4	2	2	-	0	4	9	12	2	2	0	-	0	4	6	4	2	0	2	-	0	0	3	8
2010-11	4	2	1	-	1	5	12	10	2	1	1	-	0	2	6	5	2	1	0	-	1	3	6	6
2009-10	4	2	1	-	1	5	10	8	2	1	0	-	1	3	4	2	2	1	1	-	0	2	6	6
2008-09	4	2	0	-	2	6	11	8	2	1	0	-	1	3	6	4	2	1	0	-	1	3	5	4
2007-08	4	2	2	-	0	4	10	15	2	1	1	-	0	2	5	7	2	1	1	-	0	2	5	8
2006-07	4	1	3	-	0	2	8	13	2	1	1	-	0	2	4	4	2	0	2	-	0	0	4	9
2005-06	4	1	3	-	0	2	9	14	2	0	2	-	0	0	5	10	2	1	1	-	0	2	4	4
2004-05																								
2003-04	4	2	2	0	0	4	13	12	2	1	1	0	0	2	7	8	2	1	1	0	0	2	6	4
2002-03	4	3	0	1	0	7	9	6	2	1	0	1	0	3	4	3	2	2	0	0	0	4	5	3
2001-02	4	1	2	1	0	3	9	13	2	0	1	1	0	1	4	8	2	1	1	0	0	2	5	5
2000-01	4	2	2	0	0	4	7	10	2	1	1	0	0	2	5	7	2	1	1	0	0	2	2	3
1999-00	4	1	2	0	1	3	7	13	2	0	1	0	1	1	2	5	2	1	1	0	0	2	5	8
1998-99	4	1	2	1	-	3	10	9	2	0	1	1	-	1	3	4	2	1	1	0	-	2	7	5
1997-98	4	0	4	0	-	0	7	20	2	0	2	0	-	0	4	8	2	0	2	0	-	0	3	12
1996-97	4	1	2	1	-	3	11	14	2	0	1	1	-	1	5	8	2	1	1	0	-	2	6	6
1995-96	4	3	0	1	-	7	13	6	2	2	0	0	-	4	6	2	2	1	0	1	-	3	7	4
1994-95	3	2	1	0	-	4	8	6	2	2	0	0	-	4	7	3	1	0	1	0	-	0	1	3
1993-94	4	2	1	1	-	5	8	6	2	1	0	1	-	3	5	4	2	1	1	0	-	2	3	2
1992-93	2	1	1	0	-	2	6	5	1	1	0	0	-	2	3	1	1	0	1	0	-	0	3	4
TOTALS	116	60	39	6	11	137	315	301	59	31	15	5	8	75	168	150	57	29	24	1	3	62	147	151

INDIVIDUAL SCORING

TAMPA BAY LIGHTNING

Player	GP	G	A	P	+/-	PIM
Nikita Kucherov	4	3	5	8	2	0
Steven Stamkos	4	2	5	7	3	2
Nicholas Paul	4	4	1	5	1	0
Brayden Point	4	2	3	5	0	0
Brandon Hagel	4	1	4	5	2	2
Anthony Cirelli	4	1	3	4	3	4
Victor Hedman	4	0	4	4	6	0
Michael Eyssimont	4	2	1	3	3	6
Calvin de Haan	3	1	1	2	0	2
Tyler Motte	4	1	1	2	-1	0
Austin Watson	2	1	0	1	-1	2
Alex Barré-Boulet	2	1	0	1	-1	2
Mathew Dumba	1	0	1	1	0	0
Darren Raddysh	4	0	1	1	-3	0
Erik Cernak	4	0	1	1	2	9
Mikhail Sergachev	1	0	1	1	-1	2
Nick Perbix	2	0	1	1	2	0
Zach Bogosian	1	0	0	0	0	0
Luke Glendening	4	0	0	0	-3	21
Anthony Duclair	1	0	0	0	1	0
Conor Sheary	2	0	0	0	-1	0
Haydn Fleury	2	0	0	0	0	0
Tanner Jeannot	2	0	0	0	1	9
Maxwell Crozier	1	0	0	0	1	0
Mitchell Chaffee	2	0	0	0	0	2
Emil Lilleberg	2	0	0	0	-2	0

Power Play: 4/15 (26.7%)
 Penalty Kill: 12/13 (92.3%)

GOALTENDING

TAMPA BAY LIGHTNING

PLAYER	GP	W	L	OT	SA	SVS	SV%	GAA
Matt Tomkins	2	2	0	0	56	49	0.875	3.50
Andrei Vasilevskiy	1	1	0	0	31	28	0.903	2.79
Jonas Johansson	1	1	0	0	29	26	0.897	3.00

NASHVILLE PREDATORS



501 Broadway
 Nashville, Tennessee 37203
 Phone: (615) 770-2000
 Website: www.nhl.com/predators
 Team Colors: Gold, Navy, White
 Inaugural Season: 1998-99
 Arena: Bridgestone Arena (17159)
 Stanley Cup Titles: None
 Television: Bally Sports South
 Radio: WPRT-FM 102.5

General Manager: Barry Trotz
 Head Coach: Andrew Brunette
 Assistant Coaches: Todd Richards, Darby Hendrickson, Derek MacKenzie

Media & Communications Managers: Kevin Wilson, Nick Barnowski, Katie Cafiero

SERIES INFORMATION

Last Lightning Win: October 10, 2023 (Lightning 5 vs. Nashville 3)
 Last Nashville Win: December 7, 2023 (Lightning 1 @ Nashville 5)
 Last Tie: December 21, 2002 (Lightning 2 vs. Nashville 2)
 Last Lightning Overtime Win: November 19, 2022 (Lightning 3 @ Nashville 2, OT)
 Last Nashville Overtime Win: October 26, 2019 (Lightning 2 vs. Nashville 3, OT)
 Last Lightning Shootout Win: None
 Last Nashville Shootout Win: October 20, 2015 (Lightning 4 @ Nashville 5, SO)
 Last Lightning Shutout: April 10, 2021 (Lightning 3 @ Nashville 0, SO)
 Last Nashville Shutout: March 24, 1999 (Lightning 0 vs. Nashville 3)
 Last Lightning Win at Home: October 10, 2023 (Lightning 5 vs. Nashville 3)
 Last Nashville Win at Home: December 7, 2023 (Lightning 1 @ Nashville 5)
 Last Lightning Win at Nashville: November 19, 2022 (Lightning 3 @ Nashville 2, OT)
 Last Nashville Win at Tampa Bay: March 15, 2021 (Lightning 1 vs. Nashville 4)
 Most Goals by Lightning: 6, 3x, Last: April 23, 2022 (Lightning 6 vs. Nashville 2)
 Most Goals by Nashville: 7, 2x, Last: April 13, 2021 (Lightning 2 @ Nashville 7)
 Most Goals by Both Teams: 11, December 15, 2009 (Lightning 4 @ Nashville 7)
 Last Lightning Hat Trick: None
 Last Nashville Hat Trick: Colton Sissons, January 5, 2017 (Lightning 1 vs. Nashville 6)

2023-24 SEASON SUMMARY

WON: 1 LOST: 1 OT: 0

AT TAMPA BAY LIGHTNING

DATE	TEAM	OPPONENT	ATTEND	GOALTENDERS	W GOAL
Oct 10, 2023	Lightning 5	Predators 3	19,092	Johansson vs. Saros	Nick Paul

AT NASHVILLE PREDATORS

DATE	TEAM	OPPONENT	ATTEND	GOALTENDERS	W GOAL
Dec 7, 2023	Lightning 1	Predators 5	17,159	Johansson vs. Saros	Filip Forsberg

ALL-TIME SERIES

SEASON	OVERALL								HOME						ROAD									
	GP	W	L	T	OTL	PTS	GF	GA	GP	W	L	T	OTL	PTS	GF	GA	GP	W	L	T	OTL	PTS	GF	GA
2023-24	2	1	1	-	0	2	6	8	1	1	0	-	0	2	5	3	1	0	1	-	0	0	1	5
2022-23	2	2	0	-	0	4	8	4	1	1	0	-	0	2	5	2	1	1	0	-	0	2	3	2
2021-22	2	2	0	-	0	4	9	4	1	1	0	-	0	2	6	2	1	1	0	-	0	2	3	2
2020-21	8	6	2	-	0	12	31	21	4	3	1	-	0	6	16	12	4	3	1	-	0	6	15	9
2019-20	2	1	0	-	1	3	5	5	1	0	0	-	1	1	2	3	1	1	0	-	0	2	3	2
2018-19	2	0	2	-	0	0	3	7	1	0	1	-	0	0	1	4	1	0	1	-	0	0	2	3
2017-18	2	1	1	-	0	2	5	7	1	0	1	-	0	0	1	4	1	1	0	-	0	2	4	3
2016-17	2	0	2	-	0	0	2	9	1	0	1	-	0	0	1	6	1	0	1	-	0	0	1	3
2015-16	2	1	0	-	1	3	8	7	1	1	0	-	0	2	4	3	1	0	0	-	1	1	4	5
2014-15	2	0	1	-	1	1	4	6	1	0	1	-	0	0	2	3	1	0	0	-	1	1	2	3
2013-14	2	1	1	-	0	2	6	5	1	1	0	-	0	2	4	2	1	0	1	-	0	0	2	3
2012-13	-	-	-	-	-	-	-	-	-	-	-	-	-	-	-	-	-	-	-	-	-	-	-	-
2011-12	1	0	1	-	0	0	3	5	-	-	-	-	-	-	-	-	1	0	1	-	0	0	3	5
2010-11	1	0	1	-	0	0	3	4	1	0	1	-	0	0	3	4	-	-	-	-	-	-	-	-
2009-10	1	0	1	-	0	0	4	7	-	-	-	-	-	-	-	-	1	0	1	-	0	0	4	7
2008-09	1	1	0	-	0	2	4	1	1	1	0	-	0	2	4	1	-	-	-	-	-	-	-	-
2007-08	1	1	0	-	0	2	2	1	-	-	-	-	-	-	-	-	1	1	0	-	0	2	2	1
2006-07	0	-	-	-	-	-	-	-	-	-	-	-	-	-	-	-	-	-	-	-	-	-	-	-
2005-06	1	1	0	-	0	2	4	3	1	1	0	-	0	2	4	3	-	-	-	-	-	-	-	-
2004-05	-	-	-	-	-	-	-	-	-	-	-	-	-	-	-	-	-	-	-	-	-	-	-	-
2003-04	1	1	0	0	0	2	5	2	-	-	-	-	-	-	-	-	1	1	0	0	0	2	5	2
2002-03	2	0	1	1	0	1	4	5	1	0	0	1	0	1	2	2	1	0	1	0	0	0	2	3
2001-02	2	2	0	0	0	4	6	1	1	1	0	0	0	2	5	1	1	1	0	0	0	2	1	0
2000-01	1	0	1	0	0	0	2	3	-	-	-	-	-	-	-	-	1	0	1	0	0	0	2	3
1999-00	2	1	0	1	0	3	7	6	1	0	0	1	0	1	4	4	1	1	0	0	0	2	3	2
1998-99	2	1	1	0	-	2	3	5	1	0	1	0	-	0	0	3	1	1	0	0	-	2	3	2
TOTALS	44	23	16	2	3	51	134	126	21	11	7	2	1	25	69	62	23	12	9	0	2	26	65	64

INDIVIDUAL SCORING

TAMPA BAY LIGHTNING

Player	GP	G	A	P	+/-	PIM
Nikita Kucherov	2	2	0	2	0	2
Nicholas Paul	2	2	1	3	-1	0
Brandon Hagel	2	1	1	2	1	2
Alex Barré-Boulet	1	1	0	1	-1	2
Steven Stamkos	2	0	1	1	-1	4
Victor Hedman	2	0	1	1	-2	0
Calvin de Haan	2	0	0	0	0	0
Austin Watson	1	0	0	0	0	17
Luke Glendening	2	0	0	0	0	0
Tyler Motte	2	0	0	0	0	0
Conor Sheary	1	0	0	0	-1	0
Brayden Point	2	0	3	3	-1	0
Darren Raddysh	2	0	0	0	1	0
Erik Cernak	2	0	0	0	-1	0
Anthony Cirelli	2	0	1	1	-1	0
Mikhail Sergachev	2	0	1	1	-1	2
Michael Eyssimont	2	0	0	0	-1	0
Tanner Jeannot	2	0	0	0	0	0
Nick Perbix	2	0	0	0	-1	2
Waltteri Merela	1	0	0	0	0	0

Power Play: 2/9 (22.2%)

Penalty Kill: 4/7 (57.1%)

GOALTENDING

TAMPA BAY LIGHTNING

PLAYER	GP	W	L	OT	SA	SVS	SV%	GAA
Jonas Johansson	2	1	1	0	60	53	0.883	3.55

NEW JERSEY DEVILS



25 Lafayette Street
 Newark, New Jersey 07102
 Phone: (973) 757-6100
 Website: www.nhl.com/devils
 Team Colors: Red, Black, White
 Inaugural Season: 1974-75 (Relocated from Colorado in 1982 via Kansas City in 1976)

Arena: Prudential Center (16,514)
 Stanley Cup Titles: 3 (1995, 2000, 2003)
 Television: MSG, MSG Plus
 Radio: WFAN-AM 660, Devils Hockey Network

General Manager: Tom Fitzgerald
 Head Coach: Sheldon Keefe
 Assistant Coaches: Jeremy Colliton, Ryan McGill, Chris Taylor, Sergei Brylin

Media & Communications Managers: Peter Albiezt, Nick Blackman, Caela McLoughlin, Kyle McKenna

SERIES INFORMATION

Last Lightning Win: February 25, 2024 (Lightning 4 @ New Jersey 1)
 Last New Jersey Win: March 19, 2023 (Lightning 2 vs. New Jersey 5)
 Last Tie: March 27, 2003 (Lightning 2 vs. New Jersey 2)
 Last Lightning Overtime Win: January 11, 2024 (Lightning 4 vs. New Jersey 3, OT)
 Last New Jersey Overtime Win: April 3, 2009 (Lightning 4 @ New Jersey 5, OT)
 Last Lightning Shootout Win: March 16, 2023 (Lightning 4 @ New Jersey 3, SO)
 Last New Jersey Shootout Win: October 17, 2017 (Lightning 4 @ New Jersey 5, SO)
 Last Lightning Shutout: February 26, 2016 (Lightning 4 @ New Jersey 0)
 Last New Jersey Shutout: December 14, 2013 (Lightning 0 @ New Jersey 3)
 Last Lightning Win at Home: January 27, 2024 (Lightning 6 vs. New Jersey 3)
 Last New Jersey Win at Home: January 12, 2020 (Lightning 1 @ New Jersey 3)
 Last Lightning Win at New Jersey: February 25, 2024 (Lightning 4 @ New Jersey 1)
 Last New Jersey Win at Tampa Bay: March 19, 2023 (Lightning 2 vs. New Jersey 5)
 Most Goals by Lightning: 8, October 30, 2018 (Lightning 8 vs. New Jersey 3)
 Most Goals by New Jersey: 9, March 23, 1993 (Lightning 3 @ New Jersey 9)
 Most Goals by Both Teams: 13, October 30, 2019 (Lightning 7 @ New Jersey 6)
 Last Lightning Hat Trick: Ryan Malone, March 29, 2012 (Lightning 4 @ New Jersey 6)
 Last New Jersey Hat Trick: Jesper Bratt, March 19, 2023 (Lightning 7 @ New Jersey 6)

2023-24 SEASON SUMMARY

WON: 3 LOST: 0 OT: 0

AT TAMPA BAY LIGHTNING

DATE	TEAM	OPPONENT	ATTEND	GOALTENDERS	W GOAL
Jan 11, 2024	Lightning 4	Devils 3	19,092	Vasilevskiy vs. Vanecek	Darren Raddysch*
Jan 27, 2024	Lightning 6	Devils 3	19,092	Vasilevskiy vs. Vanecek	Brayden Point

AT NEW JERSEY DEVILS

DATE	TEAM	OPPONENT	ATTEND	GOALTENDERS	W GOAL
Feb 25, 2024	Lightning 4	Devils 1	16,514	Johansson vs. Schmid	Brayden Point

*-Overtime **-Shootout

ALL-TIME SERIES

SEASON	OVERALL									HOME						ROAD																			
	GP	W	L	T	OTL	PTS	GF	GA		GP	W	L	T	OTL	PTS	GF	GA	GP	W	L	T	OTL	PTS	GF	GA										
2023-24	3	3	0	-	0	6	14	7		2	2	0	-	0	4	10	6	1	1	0	--	0	2	4	1										
2022-23	3	2	1	-	0	4	9	9		1	0	1	-	0	0	2	5	2	2	0	--	0	4	7	4										
2021-22	3	2	1	-	0	4	12	10		2	1	1	-	0	2	6	7	1	1	0	-	0	2	6	3										
2020-21	-	-	-	-	-	-	-	-		-	-	-	-	-	-	-	-	-	-	-	-	-	-	-	-										
2019-20	2	1	1	-	0	2	8	9		0	0	0	-	0	0	0	0	2	1	1	-	0	2	8	9										
2018-19	3	3	0	-	0	6	18	6		2	2	0	-	0	4	13	5	1	1	0	-	0	2	5	1										
2017-18	3	0	2	-	1	1	8	10		1	0	1	-	0	0	3	4	2	0	1	-	1	1	5	6										
2016-17	3	2	1	-	0	4	8	6		2	2	0	-	0	4	7	3	1	0	1	-	0	0	1	3										
2015-16	3	3	0	-	0	6	11	3		1	1	0	-	0	2	3	1	2	2	0	-	0	4	8	2										
2014-15	3	1	1	-	1	3	7	7		2	1	1	-	0	2	5	5	1	0	0	-	1	1	2	2										
2013-14	3	1	2	-	0	2	4	5		1	1	0	-	0	2	3	0	2	0	2	-	0	0	1	5										
2012-13	3	2	1	-	0	4	11	10		1	1	0	-	0	2	4	4	2	1	1	-	0	2	7	6										
2011-12	4	1	3	-	0	2	14	18		2	0	2	-	0	0	6	9	2	1	1	-	0	2	8	9										
2010-11	4	1	3	-	0	2	8	14		2	1	1	-	0	2	4	6	2	0	2	-	0	0	4	8										
2009-10	4	1	1	-	2	4	10	9		2	0	0	-	2	2	4	4	2	1	1	-	0	2	6	5										
2008-09	4	0	1	-	3	3	12	17		2	0	1	-	1	1	5	9	2	0	0	-	2	2	7	8										
2007-08	4	1	2	-	1	3	7	12		2	1	1	-	0	2	5	4	2	0	1	-	1	1	2	8										
2006-07	4	3	1	-	0	6	9	6		2	1	1	-	0	2	3	3	2	2	0	-	0	4	6	3										
2005-06	4	2	2	-	0	4	13	18		2	1	1	-	0	2	3	8	2	1	1	-	0	2	10	10										
2004-05										DID NOT PLAY																									
2003-04	4	4	0	0	0	8	12	6		2	2	0	0	0	4	5	3	2	2	0	0	0	4	7	3										
2002-03	4	1	1	2	0	4	9	11		2	0	0	2	0	2	5	5	2	1	1	0	0	2	4	6										
2001-02	4	3	0	1	0	7	11	7		2	2	0	0	0	4	5	2	2	1	0	1	0	3	6	5										
2000-01	4	0	4	0	0	0	4	25		2	0	2	0	0	0	2	12	2	0	2	0	0	0	2	13										
1999-00	4	1	3	0	0	2	9	12		2	0	2	0	0	0	6	10	2	1	1	0	0	2	3	2										
1998-99	4	1	3	0	-	2	7	14		2	1	0	0	-	2	5	4	2	0	2	0	-	0	2	10										
1997-98	5	0	5	0	-	0	7	21		2	0	2	0	-	0	4	8	3	0	3	0	-	0	3	13										
1996-97	6	1	4	1	-	3	10	18		3	1	1	1	-	3	6	7	3	0	3	0	-	0	4	11										
1995-96	5	1	3	1	-	3	10	19		3	1	1	1	-	3	9	9	2	0	2	0	-	0	1	10										
1994-95	4	2	1	1	-	5	8	7		2	1	1	0	-	2	5	5	2	1	0	1	-	3	3	2										
1993-94	5	0	4	1	-	1	13	17		2	0	1	1	-	1	7	8	3	0	3	0	-	0	6	9										
1992-93	2	0	2	0	-	0	3	11		1	0	1	0	-	0	0	2	1	0	1	0	-	0	3	9										
TOTALS	111	43	53	7	8	101	286	344		54	23	23	5	3	54	145	158	57	20	30	2	5	47	141	186										

INDIVIDUAL SCORING

TAMPA BAY LIGHTNING

Player	GP	G	A	P	+/-	PIM
Nikita Kucherov	3	1	7	8	7	0
Brayden Point	3	4	1	5	6	0
Brandon Hagel	3	3	2	5	5	2
Victor Hedman	3	1	4	5	3	0
Nick Perbix	3	0	3	3	3	0
Luke Glendening	3	2	0	2	3	0
Steven Stamkos	3	1	1	2	1	2
Nicholas Paul	3	1	1	2	-1	2
Darren Raddysch	3	1	1	2	3	0
Austin Watson	1	0	1	1	1	0
Anthony Cirelli	3	0	1	1	0	0
Calvin de Haan	3	0	0	0	2	0
Tyler Motte	3	0	0	0	1	2
Conor Sheary	3	0	0	0	0	0
Erik Cernak	2	0	0	0	1	0
Michael Eyssimont	3	0	0	0	1	0
Maxwell Crozier	2	0	0	0	1	0
Mitchell Chaffee	2	0	0	0	0	0
Gage Goncalves	1	0	0	0	0	4
Emil Lilleberg	3	0	0	0	1	4
Waltteri Merela	1	0	0	0	0	0

Power Play: 0/9 (0%)
 Penalty Kill: 5/6 (83.3%)

GOALTENDING

TAMPA BAY LIGHTNING

PLAYER	GP	W	L	OT	SA	SVS	SV%	GAA
Andrei Vasilevskiy	2	2	0	0	54	48	0.889	2.96
Jonas Johansson	1	1	0	0	19	18	0.947	1

NEW YORK ISLANDERS



2400 Hempstead Turnpike
 Elmont, New York 11003
 Phone: (516) 441-0070
 Website: www.nhl.com/islanders
 Team Colors: Royal Blue, Orange, White
 Inaugural Season: 1972-73
 Arena: UBS Arena (17,255)
 Stanley Cup Titles: 4 (1980, 1981, 1982, 1983)
 Television: MSG, MSG Plus
 Radio: WRHU-FM 88.7 FM, WNYE-FM 91.5, WRCN-FM 103.9

General Manager: Lou Lamoriello
 Head Coach: Patrick Roy
 Associate/Assistant Coaches: John MacLean, Benoit Desrosiers, Tommy Albelin
 Media & Communications Managers: Kimber Auerbach, Jesse Eisenberg, Julia Winberg

SERIES INFORMATION

Last Lightning Win: March 30, 2024 (Lightning 4 vs. Islanders 1)
 Last Islanders Win: February 8, 2024 (Lightning 2 @ Islanders 6)
 Last Tie: October 6, 2000 (Lightning 3 vs. Islanders 3)
 Last Lightning Overtime Win: March 20, 2007 (Lightning 4 vs. Islanders 3, OT)
 Last Islanders Overtime Win: December 22, 2010 (Lightning 1 @ Islanders 2, OT)
 Last Lightning Shootout Win: February 1, 2019 (Lightning 1 vs. Islanders 0, SO)
 Last Islanders Shootout Win: January 16, 2014 (Lightning 1 vs. Islanders 2, SO)
 Last Lightning Shutout: April 1, 2023 (Lightning 5 vs. Islanders 0)
 Last Islanders Shutout: February 1, 2019 (Lightning 1 vs. Islanders 0, SO)
 Last Lightning Win at Home: March 30, 2024 (Lightning 4 vs. Islanders 1)
 Last Islanders Win at Home: February 8, 2024 (Lightning 2 @ Islanders 6)
 Last Lightning Win at New York: February 24, 2024 (Lightning 4 @ Islanders 2)
 Last Islanders Win at Tampa Bay: December 9, 2019 (Lightning 1 vs. Islanders 5)
 Most Goals by Lightning: 8, March 11, 2008 (Lightning 8 vs. Islanders 4)
 Most Goals by Islanders: 7, 3x, Last: November 21, 2002 (Lightning 2 vs. Islanders 7)
 Most Goals by Both Teams: 13, March 22, 2018 (Lightning 7 @ Islanders 6)
 Last Lightning Hat Trick: Steven Stamkos, April 29, 2022 (Lightning 6 @ Islanders 4)
 Last Islanders Hat Trick: Dave Scatchard, February 11, 2003 (Lightning 2 @ Islanders 6)

2023-24 SEASON SUMMARY

WON: 2 LOST: 1 OT: 0

AT TAMPA BAY LIGHTNING

DATE	TEAM	OPPONENT	ATTEND	GOALTENDERS	W GOAL
Mar 30, 2024	Lightning 4	Islanders 1	19,092	Vasilevskiy vs. Varlamov	Anthony Cirelli

AT NEW YORK ISLANDERS

DATE	TEAM	OPPONENT	ATTEND	GOALTENDERS	W GOAL
Feb 8, 2024	Lightning 2	Islanders 6	17,255	Johansson vs. Sorokin	Kyle Palmieri
Feb 24, 2024	Lightning 4	Islanders 2	17,255	Vasilevskiy vs. Varlamov	Brayden Point

*-Overtime **-Shootout

ALL-TIME SERIES

SEASON	OVERALL									HOME						ROAD																	
	GP	W	L	T	OTL	PTS	GF	GA		GP	W	L	T	OTL	PTS	GF	GA	GP	W	L	T	OTL	PTS	GF	GA								
2023-24	3	2	1	-	0	4	10	9		1	1	0	-	0	2	4	1	2	1	1	-	0	2	6	8								
2022-23	3	2	1	-	0	4	11	9		2	2	0	-	0	4	10	3	1	0	1	-	0	0	1	6								
2021-22	3	3	0	-	0	6	14	6		1	1	0	-	0	2	4	1	2	2	0	-	0	4	10	5								
2020-21	-	-	-	-	-	-	-	-		-	-	-	-	-	-	-	-	-	-	-	-	-	-	-	-								
2019-20	3	1	2	-	0	2	6	11		2	1	1	-	0	2	4	6	1	0	1	-	0	0	2	5								
2018-19	3	2	1	-	0	4	5	7		1	1	0	-	0	2	4	2	2	1	1	-	0	2	1	5								
2017-18	3	2	1	-	0	4	16	13		2	1	1	-	0	2	9	7	1	1	0	-	0	2	7	6								
2016-17	3	3	0	-	0	6	14	2		1	1	0	-	0	2	4	1	2	2	0	-	0	4	10	1								
2015-16	3	1	2	-	0	2	11	12		2	1	1	-	0	2	9	7	1	0	1	-	0	0	2	5								
2014-15	3	1	2	-	0	2	8	10		1	1	0	-	0	2	5	2	2	0	2	-	0	0	3	8								
2013-14	3	2	0	-	1	5	5	5		2	1	0	-	1	3	3	3	1	1	0	-	0	2	2	2								
2012-13	3	0	3	-	0	0	5	10		1	0	1	-	0	0	0	2	2	0	2	-	0	0	5	8								
2011-12	4	2	2	-	0	4	10	14		2	2	0	-	0	4	8	4	2	0	2	-	0	0	2	10								
2010-11	4	1	1	-	2	4	9	12		2	0	1	-	1	1	4	8	2	1	0	-	1	3	5	4								
2009-10	4	3	1	-	0	6	17	9		2	2	0	-	0	4	9	2	2	1	1	-	0	2	8	7								
2008-09	4	1	2	-	1	3	6	10		2	1	0	-	1	3	4	4	2	0	2	-	0	0	2	6								
2007-08	4	1	2	-	1	3	10	12		2	1	0	-	1	3	10	7	2	0	2	-	0	0	0	5								
2006-07	4	4	0	-	0	8	15	9		2	2	0	-	0	4	6	5	2	2	0	-	0	4	9	4								
2005-06	4	4	0	-	0	8	13	7		2	2	0	-	0	4	8	4	2	2	0	-	0	4	5	3								
2004-05										DID NOT PLAY																							
2003-04	4	1	3	0	0	2	6	13		2	1	1	0	0	2	4	5	2	0	2	0	0	0	2	8								
2002-03	4	2	2	0	0	4	11	17		2	1	1	0	0	2	6	10	2	1	1	0	0	2	5	7								
2001-02	4	0	4	0	0	0	5	15		2	0	2	0	0	0	3	6	2	0	2	0	0	0	2	9								
2000-01	4	2	1	1	0	5	17	13		2	1	0	1	0	3	7	6	2	1	1	0	0	2	10	7								
1999-00	4	2	1	0	1	5	12	11		2	2	0	0	0	4	8	4	2	0	1	0	1	1	4	7								
1998-99	4	2	1	1	-	5	8	6		2	1	1	0	-	2	3	2	2	1	0	1	-	3	5	4								
1997-98	5	0	5	0	-	0	2	22		3	0	3	0	-	0	2	14	2	0	2	0	-	0	0	8								
1996-97	6	4	1	1	-	9	23	16		3	1	1	1	-	3	8	8	3	3	0	0	-	6	15	8								
1995-96	5	4	1	0	-	8	16	12		2	2	0	0	-	4	9	6	3	2	1	0	-	4	7	6								
1994-95	4	4	0	0	-	8	18	6		2	2	0	0	-	4	10	4	2	2	0	0	-	4	8	2								
1993-94	5	1	4	0	-	2	11	16		3	1	2	0	-	2	6	9	2	0	2	0	-	0	5	7								
1992-93	2	1	1	0	-	2	7	11		1	0	1	0	-	0	1	6	1	1	0	0	-	2	6	5								
TOTALS	112	58	45	3	6	125	321	325		56	33	17	2	4	72	172	149	56	25	28	1	2	53	149	176								

INDIVIDUAL SCORING

TAMPA BAY LIGHTNING

Player	GP	G	A	P	+/-	PIM
Nikita Kucherov	3	2	4	6	2	0
Victor Hedman	3	0	5	5	3	2
Anthony Cirelli	3	2	2	4	1	0
Brandon Hagel	3	1	3	4	2	4
Darren Raddysh	3	1	2	3	0	0
Nick Perbix	3	0	2	2	1	0
Steven Stamkos	3	1	0	1	-1	2
Luke Glendening	3	1	0	1	0	0
Nicholas Paul	3	1	0	1	0	2
Brayden Point	3	1	0	1	0	0
Emil Lilleberg	3	0	1	1	-1	2
Calvin de Haan	2	0	0	0	-3	4
Austin Watson	1	0	0	0	0	0
Mathew Dumba	1	0	0	0	-1	2
Tyler Motte	3	0	0	0	0	2
Anthony Duclair	1	0	0	0	0	0
Conor Sheary	2	0	0	0	-2	0
Haydn Fleury	1	0	0	0	-1	0
Erik Cernak	2	0	0	0	0	0
Michael Eyssimont	3	0	0	0	0	0
Tanner Jeannot	1	0	0	0	0	0
Maxwell Crozier	1	0	0	0	0	2
Mitchell Chaffee	3	0	0	0	0	0

Power Play: 3/6 (50%)
 Penalty Kill: 8/10 (80%)

GOALTENDING

TAMPA BAY LIGHTNING

PLAYER	GP	W	L	OT	SA	SVS	SV%	GAA
Andrei Vasilevskiy	2	2	0	0	62	59	0.952	1.5
Jonas Johansson	1	0	1	0	24	18	0.75	6.06

NEW YORK RANGERS



2 Pennsylvania Plaza
 New York, New York 10121
 Phone: (212) 465-6486
 Website: www.nhl.com/rangers
 Team Colors: Blue, Red, White
 Inaugural Season: 1926-27
 Arena: Madison Square Garden (18,006)
 Stanley Cup Titles: 4 (1928, 1933, 1940, 1994)
 Television: MSG, MSG Plus
 Radio: WEPN-FM 98.7

General Manager: Chris Drury
 Head Coach: Peter Laviolette
 Associate Coach: Phil Housley
 Assistant Coaches: Dan Muse, Michael Peca
 Media & Communications Managers: Ryan Nissan, Danielle Bernstein, Michael Rappaport, Ben Segelbaum

SERIES INFORMATION

Last Lightning Win: March 14, 2024 (Lightning 6 vs. Rangers 3)
 Last New York Win: February 7, 2024 (Lightning 1 @ Rangers 3)
 Last Tie: March 15, 2000 (Lightning 4 @ Rangers 4)
 Last Lightning Overtime Win: February 27, 2019 (Lightning 4 @ Rangers 3, OT)
 Last New York Overtime Win: November 2, 2017 (Lightning 1 vs. Rangers 2, OT)
 Last Lightning Shootout Win: December 29, 2022 (Lightning 2 vs. Rangers 1, SO)
 Last New York Shootout Win: December 31, 2021 (Lightning 3 vs. Rangers 4, SO)
 Last Lightning Shutout: November 25, 2013 (Lightning 5 vs. Rangers 0)
 Last New York Shutout: January 2, 2022 (Lightning 0 @ Rangers 4)
 Last Lightning Win at Home: March 14, 2024 (Lightning 6 vs. Rangers 3)
 Last New York Win at Home: February 7, 2024 (Lightning 1 @ Rangers 3)
 Last Lightning Win at New York: February 27, 2019 (Lightning 4 @ Rangers 3, OT)
 Last New York Win at Tampa Bay: December 30, 2023 (Lightning 1 vs. Rangers 5)
 Most Goals by Lightning: 9, November 14, 2019 (Lightning 9 vs. Rangers 3)
 Most Goals by New York: 10, November 10, 1998 (Lightning 2 vs. Rangers 10)
 Most Goals by Both Teams: 12, 2x, Last: November 14, 2019 (Lightning 9 vs. Rangers 3)
 Last Lightning Hat Trick: Brayden Point, March 14, 2024 (Lightning 6 vs. Rangers 3)
 Last New York Hat Trick: Artemi Panarin, December 30, 2023 (Lightning 1 vs. Rangers 5)

ALL-TIME SERIES

SEASON	OVERALL								HOME								ROAD							
	GP	W	L	T	OTL	PTS	GF	GA	GP	W	L	T	OTL	PTS	GF	GA	GP	W	L	T	OTL	PTS	GF	GA
2023-24	3	1	2	--	0	2	8	11	2	1	1	-	0	2	7	8	1	0	1	-	0	0	1	3
2022-23	3	1	2	-	0	2	5	10	1	1	0	-	0	2	1	1	2	0	2	-	0	0	4	9
2021-22	3	0	2	-	1	1	4	9	2	0	1	-	1	1	4	5	1	0	1	-	0	0	0	4
2020-21	-	-	-	-	-	-	-	-	-	-	-	-	-	-	-	-	-	-	-	-	-	-	-	-
2019-20	2	1	1	-	0	2	10	7	1	1	0	-	0	2	9	3	1	0	1	-	0	0	1	4
2018-19	3	3	0	-	0	6	13	8	1	1	0	-	0	2	6	3	2	2	0	-	0	4	7	5
2017-18	3	2	0	-	1	5	13	8	2	1	0	-	1	3	6	5	1	1	0	-	0	2	7	3
2016-17	3	1	1	-	1	3	4	9	1	0	0	-	1	1	0	1	2	1	1	-	0	2	4	8
2015-16	3	1	2	-	0	2	6	9	2	1	1	-	0	2	4	6	1	0	1	-	0	0	2	3
2014-15	3	3	0	-	0	6	15	7	1	1	0	-	0	2	4	3	2	2	0	-	0	4	11	4
2013-14	3	2	1	-	0	4	10	5	2	1	1	-	0	2	8	4	1	1	0	-	0	2	2	1
2012-13	3	0	3	-	0	0	4	12	1	0	1	-	0	0	2	3	2	0	2	-	0	0	2	9
2011-12	4	2	1	-	1	5	11	13	2	1	1	-	0	2	6	7	2	1	0	-	1	3	5	6
2010-11	4	4	0	-	0	8	12	8	2	2	0	-	0	4	7	4	2	2	0	-	0	4	5	4
2009-10	4	1	3	-	0	2	9	19	2	1	1	-	0	2	5	6	2	0	2	-	0	0	4	13
2008-09	4	0	3	-	1	1	6	11	2	0	1	-	1	1	3	4	2	0	2	-	0	0	3	7
2007-08	4	2	2	-	0	4	10	8	2	1	1	-	0	2	4	2	2	1	1	-	0	2	6	6
2006-07	4	2	2	-	0	4	8	14	2	2	0	-	0	4	7	5	2	0	2	-	0	0	1	9
2005-06	4	2	2	-	0	4	8	12	2	1	1	-	0	2	5	8	2	1	1	-	0	2	3	4
2004-05	DID NOT PLAY																							
2003-04	4	3	1	0	0	6	10	7	2	1	1	0	0	2	5	4	2	2	0	0	0	4	5	3
2002-03	4	3	1	0	0	6	15	9	2	2	0	0	0	4	8	3	2	1	1	0	0	2	7	6
2001-02	4	2	2	0	0	4	10	9	2	1	1	0	0	2	9	8	2	1	1	0	0	2	1	1
2000-01	4	1	2	0	1	3	12	17	2	0	1	0	1	1	7	9	2	1	1	0	0	2	5	8
1999-00	4	0	1	2	1	3	13	17	2	0	1	1	0	1	5	8	2	0	0	1	1	2	8	9
1998-99	4	1	3	0	-	2	11	20	2	1	1	0	-	2	8	13	2	0	2	0	-	0	3	7
1997-98	6	3	2	1	-	7	17	14	3	2	0	1	-	5	10	5	3	1	2	0	-	2	7	9
1996-97	5	5	0	0	-	10	22	12	2	2	0	0	-	4	9	4	3	3	0	0	-	6	13	8
1995-96	5	2	2	1	-	5	18	19	3	1	1	-	3	11	12	2	1	1	0	-	2	7	7	
1994-95	4	0	3	1	-	1	10	15	2	0	2	0	-	0	3	6	2	0	1	1	-	1	7	9
1993-94	5	2	3	0	-	4	19	19	2	1	1	0	-	2	7	6	3	1	2	0	-	2	12	13
1992-93	3	1	2	0	-	2	14	12	1	0	1	0	-	0	4	5	2	1	1	0	-	2	10	7
TOTALS	112	51	49	5	7	114	327	350	55	27	20	3	5	62	174	161	57	24	29	2	2	52	153	189

2023-24 SEASON SUMMARY

WON: 1 LOST: 2 OT: 0

AT TAMPA BAY LIGHTNING

DATE	TEAM	OPPONENT	ATTEND	GOALTENDERS	W GOAL
Dec 30, 2023	Lightning 1	Rangers 5	19,092	Vasilevskiy vs. Shesterkin	Vincent Trochek
Mar 14, 2024	Lightning 6	Rangers 3	19,092	Vasilevskiy vs. Shesterkin	Steven Stamkos

AT NEW YORK RANGERS

DATE	TEAM	OPPONENT	ATTEND	GOALTENDERS	W GOAL
Feb 7, 2024	Lightning 1	Rangers 3	17,208	Vasilevskiy vs. Quick	Jonny Brodzinski

INDIVIDUAL SCORING

TAMPA BAY LIGHTNING

PLAYER	GP	G	A	P	+/-	PIM
Nikita Kucherov	3	2	5	7	0	0
Brayden Point	3	3	3	6	1	4
Steven Stamkos	3	1	1	2	-1	2
Victor Hedman	3	0	2	2	0	2
Nicholas Paul	3	0	2	2	-2	0
Anthony Duclair	1	1	0	1	3	0
Brandon Hagel	3	1	0	1	-3	0
Erik Cernak	3	0	1	1	-3	0
Anthony Cirelli	3	0	1	1	-3	2
Calvin de Haan	1	0	0	0	-1	0
Luke Glendening	3	0	0	0	0	0
Mathew Dumba	1	0	0	0	0	2
Tyler Motte	3	0	0	0	-4	0
Conor Sheary	3	0	0	0	-2	2
Haydn Fleury	2	0	0	0	0	2
Darren Raddysh	3	0	0	0	0	0
Mikhail Sergachev	1	0	0	0	-1	0
Michael Eyssimont	3	0	0	0	-2	2
Tanner Jeannot	1	0	0	0	-1	0
Alex Barré-Boulet	2	0	0	0	-1	0
Nick Perbix	3	0	0	0	-2	0
Mitchell Chaffee	2	0	0	0	0	0
Emil Lilleberg	1	0	0	0	0	0

Power Play: 2/6 (33.3%)
 Penalty Kill: 5/6 (83.3%)

GOALTENDING

TAMPA BAY LIGHTNING

PLAYER	GP	W	L	OT	SA	SVS	SV%	GAA
Andrei Vasilevskiy	3	1	2	0	72	62	0.861	3.40

OTTAWA SENATORS



1000 Palladium Drive
 Ottawa, Ontario, Canada K2V 1A5
 Phone: (613) 599-0100
 Website: www.nhl.com/senators
 Team Colors: Red, Black, Gold, White
 Inaugural Season: 1992-93
 Arena: Canadian Tire Centre (18,646)
 Stanley Cup Titles: None
 Television: TSN (English), RDS (French)
 Radio: C FGO-AM 1200 (English), CJFO-FM 94.5 (French)

General Manager: Steve Staios
 Head Coach: Travis Green
 Associate/Assistant Coach: Daniel Alfredsson, Nolan Baumgartner, Mike Yeo
 Media & Communications Managers: Brian Morris, Chris Moore, Erin Campbell

SERIES INFORMATION

Last Lightning Win: November 4, 2023 (Lightning 6 @ Ottawa 4)
 Last Ottawa Win: April 11, 2024 (Lightning 2 vs. Ottawa 3, SO)
 Last Tie: February 4, 2002 (Lightning 4 vs. Ottawa 4)
 Last Lightning Overtime Win: December 17, 2019 (Lightning 4 vs. Ottawa 3, OT)
 Last Ottawa Overtime Win: April 2, 2015 (Lightning 1 @ Ottawa 2, OT)
 Last Lightning Shootout Win: December 21, 2017 (Lightning 4 vs. Ottawa 3, SO)
 Last Ottawa Shootout Win: April 11, 2024 (Lightning 2 vs. Ottawa 3, SO)
 Last Lightning Shutout: January 19, 2008 (Lightning 2 @ Ottawa 0)
 Last Ottawa Shutout: December 11, 2021 (Lightning 0 @ Ottawa 4)
 Last Lightning Win at Home: November 1, 2022 (Lightning 4 vs. Ottawa 3)
 Last Ottawa Win at Home: October 15, 2023 (Lightning 2 @ Ottawa 5)
 Last Lightning Win at Ottawa: November 4, 2023 (Lightning 6 @ Ottawa 4)
 Last Ottawa Win at Tampa Bay: April 11, 2024 (Lightning 2 vs. Ottawa 3, SO)
 Most Goals by Lightning: 6, 5x, Last: November 4, 2023 (Lightning 6 @ Ottawa 4)
 Most Goals by Ottawa: 9, March 8, 1999 (Lightning 3 @ Ottawa 9)
 Most Goals by Both Teams: 12, 2x, Last: January 24, 2008 (Lightning 4 vs. Ottawa 8)
 Last Lightning Hat Trick: Brayden Point, November 4, 2023 (Lightning 6 @ Ottawa 4)
 Last Ottawa Hat Trick: Brady Tkachuk, December 11, 2021 (Lightning 0 @ Ottawa 4)

2023-24 SEASON SUMMARY

WON: 1 LOST: 2 OT: 1

AT TAMPA BAY LIGHTNING

DATE	TEAM	OPPONENT	ATTEND	GOALTENDERS	W GOAL
Feb 19, 2024	Lightning 2	Senators 4	19,092	Vasilevskiy vs. Forsberg	Mathieu Joseph
Apr 11, 2024	Lightning 2	Senators 3	19,092	Tomkins vs. Forsberg	Brady Tkachuk**

AT OTTAWA SENATORS

DATE	TEAM	OPPONENT	ATTEND	GOALTENDERS	W GOAL
Oct 15, 2023	Lightning 2	Senators 5	15,584	Tomkins vs. Korpisalo	Mathieu Joseph
NoV 4, 2023	Lightning 6	Senators 4	17,387	Johansson vs. forsberg	Brayden Point

*-Overtime **-Shootout

ALL-TIME SERIES

SEASON	OVERALL									HOME						ROAD																	
	GP	W	L	T	OTL	PTS	GF	GA		GP	W	L	T	OTL	PTS	GF	GA	GP	W	L	T	OTL	PTS	GF	GA								
2023-24	4	1	2	-	1	3	12	15		2	0	1	-	1	1	4	6	2	1	1	-	0	2	8	9								
2022-23	3	1	2	-	0	2	10	17		1	1	0	--	0	2	4	3	2	0	2	-	0	0	6	14								
2021-22	4	3	1	-	0	6	12	10		2	2	0	-	0	4	7	3	2	1	1	-	0	2	5	7								
2020-21	-	-	-	-	-	-	-	-		-	-	-	-	-	-	-	-	-	-	-	-	-	-	-	-								
2019-20	3	2	1	-	0	4	11	10		1	1	0	-	0	2	4	3	2	1	1	-	0	2	7	7								
2018-19	4	3	1	-	0	6	18	12		2	1	1	-	0	2	9	7	2	2	0	-	0	4	9	5								
2017-18	4	2	2	-	0	4	14	19		2	1	1	-	0	2	7	10	2	1	1	-	0	2	7	9								
2016-17	4	3	1	-	0	6	13	8		2	1	1	-	0	2	7	6	2	2	0	-	0	4	6	2								
2015-16	4	3	1	-	0	6	14	9		2	2	0	-	0	4	9	3	2	1	1	-	0	2	5	6								
2014-15	4	2	0	-	2	6	11	7		2	1	0	-	1	3	6	3	2	1	0	-	1	3	5	4								
2013-14	5	3	1	-	1	7	17	16		3	2	0	-	1	5	9	7	2	1	1	-	0	2	8	9								
2012-13	3	2	1	-	0	4	12	11		2	2	0	-	0	4	9	6	1	0	1	-	0	0	3	5								
2011-12	4	0	4	-	0	0	6	19		2	0	2	-	0	0	3	11	2	0	2	-	0	0	3	8								
2010-11	4	2	1	-	1	5	10	8		2	1	1	-	0	2	6	4	2	1	0	-	1	3	4	4								
2009-10	4	2	1	-	1	5	11	15		2	2	0	-	0	4	8	5	2	0	1	-	1	1	3	10								
2008-09	4	1	2	-	1	3	4	10		2	1	1	-	0	2	2	5	2	0	1	-	1	1	2	5								
2007-08	4	2	1	-	1	5	12	15		2	1	1	-	0	2	7	11	2	1	0	-	1	3	5	4								
2006-07	4	2	2	-	0	4	11	15		2	1	1	-	0	2	5	8	2	1	1	-	0	2	6	7								
2005-06	4	0	4	-	0	0	6	16		2	0	2	-	0	0	1	8	2	0	2	-	0	0	5	8								
2004-05										DID NOT PLAY																							
2003-04	4	0	3	0	1	1	9	17		2	0	1	0	1	1	5	9	2	0	2	0	0	0	4	8								
2002-03	4	2	2	0	0	4	11	16		2	1	1	0	0	2	9	8	2	1	1	0	0	2	2	8								
2001-02	4	0	3	1	0	1	8	14		2	0	1	1	0	1	5	6	2	0	2	0	0	0	3	8								
2000-01	4	0	4	0	0	0	5	22		2	0	2	0	0	0	2	11	2	0	2	0	0	0	3	11								
1999-00	4	2	2	0	0	4	15	18		2	2	0	0	0	4	11	7	2	0	2	0	0	0	4	11								
1998-99	4	0	3	1	-	1	10	22		2	0	1	1	-	1	6	8	2	0	2	0	-	0	4	14								
1997-98	4	1	3	0	-	2	8	11		2	0	2	0	-	0	4	8	2	1	1	0	-	2	4	3								
1996-97	4	2	2	0	-	4	14	13		2	1	1	0	-	2	7	5	2	1	1	0	-	2	7	8								
1995-96	4	2	2	0	-	4	11	13		2	1	1	0	-	2	8	8	2	1	1	0	-	2	3	5								
1994-95	4	1	3	0	-	2	8	14		2	0	2	0	-	0	4	6	2	1	1	0	-	2	4	8								
1993-94	4	4	0	0	-	8	17	6		2	2	0	0	-	4	8	4	2	2	0	0	-	4	9	2								
1992-93	2	2	0	0	-	4	4	2		1	1	0	0	-	2	1	0	1	1	0	0	-	2	3	2								
TOTALS	116	50	55	2	9	111	324	400		58	28	24	2	4	62	177	189	58	22	31	0	5	49	147	211								

INDIVIDUAL SCORING

TAMPA BAY LIGHTNING

Player	GP	G	A	P	+/-	PIM
Brayden Point	4	5	2	7	1	0
Victor Hedman	4	1	2	3	2	16
Nikita Kucherov	4	1	6	7	-1	0
Conor Sheary	4	1	1	2	0	0
Anthony Cirelli	4	1	1	2	1	2
Michael Eyssimont	4	1	1	2	1	5
Tanner Jeannot	3	1	1	2	1	6
Mitchell Chaffee	1	1	0	1	0	2
Steven Stamkos	3	0	1	1	-3	0
Zach Bogosian	1	0	0	0	0	0
Calvin de Haan	3	0	0	0	-1	0
Austin Watson	3	0	0	0	0	5
Luke Glendening	4	0	0	0	-2	0
Mathew Dumba	1	0	0	0	0	2
Tyler Motte	2	0	0	0	0	0
Nicholas Paul	4	0	0	0	-4	2
Darren Raddysh	4	0	1	1	2	2
Erik Cernak	4	0	0	0	-4	2
Mikhail Sergachev	2	0	0	0	-2	2
Brandon Hagel	4	0	1	1	-3	0
Alex Barré-Boulet	3	0	1	1	0	0
Nick Perbix	3	0	0	0	-1	0
Emil Lilleberg	2	0	0	0	-2	2
Waltteri Merela	1	0	0	0	0	0

Power Play: 1-10 (10%)
 Penalty Kill: 10-11 (90.9%)

GOALTENDING

TAMPA BAY LIGHTNING

PLAYER	GP	W	L	OT	SA	SVS	SV%	GAA
Jonas Johansson	1	1	0	0	28	24	0.857	4.01
Matt Tomkins	2	0	1	1	64	58	0.906	2.93
Andrei Vasilevskiy	1	0	1	0	28	24	0.857	4.26

PHILADELPHIA FLYERS



PHILADELPHIA FLYERS

3601 S Broad Street
Philadelphia, Pennsylvania 19148

Phone: 215-465-4500
Website: www.nhl.com/flyers
Team Colors: Orange, Black, White
Inaugural Season: 1967-68
Arena: Wells Fargo Center (19,306)
Stanley Cup Titles: 2 (1974, 1975)
Television: NBC Sports Philadelphia
Radio: WPEN-FM 97.5

General Manager: Daniel Briere
Head Coach: John Tortorella
Assistant Coaches: Brad Shaw, Rocky Thompson, Darryl Williams
Media & Communications Managers: Joe Siville, Allie Samuelsson, Kate Kizitaff

SERIES INFORMATION

Last Lightning Win: March 9, 2024 (Lightning 7 vs. Philadelphia 0)
Last Philadelphia Win: February 27, 2024 (Lightning 2 @ Philadelphia 6)
Last Tie: March 18, 2002 (Lightning 3 @ Philadelphia 3)
Last Lightning Overtime Win: Dec. 27, 2018 (Lightning 6 vs. Philadelphia 5, OT)
Last Philadelphia Overtime Win: Dec. 2, 2008 (Lightning 3 @ Philadelphia 4, OT)
Last Lightning Shootout Win: Nov. 18, 2021 (Lightning 4 @ Philadelphia 3, SO)
Last Philadelphia Shootout Win: Feb. 15, 2011 (Lightning 3 vs. Philadelphia 4, SO)
Last Lightning Shutout: March 9, 2024 (Lightning 7 vs. Philadelphia 0)
Last Philadelphia Shutout: Dec. 1, 2001 (Lightning 0 @ Philadelphia 2)
Last Lightning Win at Home: March 9, 2024 (Lightning 7 vs. Philadelphia 0)
Last Philadelphia Win at Home: February 27, 2024 (Lightning 2 @ Philadelphia 6)
Last Lightning Win at Philadelphia: January 23, 2024 (Lightning 6 @ Philadelphia 3)
Last Philadelphia Win at Tampa Bay: Oct. 18, 2022 (Lightning 2 vs. Philadelphia 3)
Most Goals by Lightning: 8, Nov. 18, 2010 (Lightning 8 @ Philadelphia 7)
Most Goals by Philadelphia: 7, 4x, Last: Jan. 12, 2015 (Lightning 3 @ Philadelphia 7)
Most Goals by Both Teams: 15, Nov. 18, 2010 (Lightning 8 @ Philadelphia 7)
Last Lightning Hat Trick: Nikita Kucherov, January 23, 2024 (Lightning 6 @ Philadelphia 3)
Last Philadelphia Hat Trick: John LeClair, Dec. 6, 2000 (Philadelphia 6 vs. Lightning 3)

ALL-TIME SERIES

SEASON	OVERALL									HOME						ROAD																		
	GP	W	L	T	OTL	PTS	GF	GA		GP	W	L	T	OTL	PTS	GF	GA	GP	W	L	T	OTL	PTS	GF	GA									
2023-24	3	2	1	-	0	4	15	9		1	1	0	-	0	2	7	0	2	1	1	-	0	2	8	9									
2022-23	3	2	1	-	0	4	11	6		2	1	1	-	0	2	7	5	1	1	0	-	0	2	4	1									
2021-22	3	3	0	-	0	6	14	4		1	1	0	-	0	2	4	0	2	2	0	-	0	4	10	4									
2020-21	-	-	-	-	-	-	-	-		-	-	-	-	-	-	-	-	-	-	-	-	-	-	-	-									
2019-20	2	2	0	-	0	4	6	3		1	1	0	-	0	2	5	3	1	1	0	-	0	2	1	0									
2018-19	3	3	0	-	0	6	17	12		1	1	0	-	0	2	6	5	2	2	0	-	0	4	11	7									
2017-18	3	2	1	-	0	4	14	12		2	1	1	-	0	2	9	11	1	1	0	-	0	2	5	1									
2016-17	3	2	1	-	0	4	9	6		1	1	0	-	0	2	4	2	2	1	1	-	0	2	5	4									
2015-16	3	1	2	-	0	2	6	9		2	1	1	-	0	2	4	5	1	0	1	-	0	0	2	4									
2014-15	3	2	1	-	0	4	10	11		1	1	0	-	0	2	4	3	2	1	1	-	0	2	6	8									
2013-14	3	3	0	-	0	6	14	7		2	2	0	-	0	4	8	4	1	1	0	-	0	2	6	3									
2012-13	3	2	1	-	0	4	10	5		2	2	0	-	0	4	9	3	1	0	1	-	0	0	1	2									
2011-12	4	3	1	-	0	6	14	10		2	2	0	-	0	4	7	2	2	1	1	-	0	2	7	8									
2010-11	4	3	0	-	1	7	18	12		2	1	0	-	1	3	7	3	2	2	0	-	0	4	11	9									
2009-10	4	0	4	-	0	0	7	22		2	0	2	-	0	0	4	12	2	0	2	-	0	0	3	10									
2008-09	4	2	1	-	1	5	10	12		2	1	1	-	0	2	5	7	2	1	0	-	1	3	5	5									
2007-08	4	2	2	-	0	4	14	12		2	1	1	-	0	2	7	6	2	1	1	-	0	2	7	6									
2006-07	4	3	1	-	0	6	15	10		2	1	1	-	0	2	7	5	2	2	0	-	0	4	8	5									
2005-06	4	4	0	-	0	8	21	7		2	2	0	-	0	4	11	5	2	2	0	-	0	4	10	2									
2004-05										DID NOT PLAY																								
2003-04	4	4	0	0	0	8	18	8		2	2	0	0	0	4	11	3	2	2	0	0	0	4	7	5									
2002-03	4	1	3	0	0	2	8	10		2	0	2	0	0	0	3	7	2	1	1	0	0	2	5	3									
2001-02	4	0	3	1	0	1	6	11		2	0	2	0	0	0	3	6	2	0	1	1	0	1	3	5									
2000-01	4	1	2	1	0	3	7	12		2	1	1	0	0	2	4	6	2	0	1	1	0	1	3	6									
1999-00	4	1	2	0	1	3	7	12		2	1	0	0	1	3	6	4	2	0	2	0	0	0	1	8									
1998-99	4	1	2	1	-	3	10	14		2	1	1	0	-	2	6	6	2	0	1	1	-	1	4	8									
1997-98	6	0	5	1	-	1	9	27		3	0	2	1	-	1	6	14	3	0	3	0	-	0	3	13									
1996-97	5	2	2	1	-	5	13	10		3	1	2	0	-	2	9	8	2	1	0	1	-	3	4	2									
1995-96	5	1	2	2	-	4	9	12		2	1	1	0	-	2	6	5	3	0	1	2	-	2	3	7									
1994-95	4	0	4	0	-	0	11	17		2	0	2	0	-	0	5	9	2	0	2	0	-	0	6	8									
1993-94	5	1	3	1	-	3	13	17		3	1	2	0	-	2	8	9	2	0	1	1	-	1	5	8									
1992-93	2	1	1	0	-	2	6	7		1	1	0	0	-	2	4	1	1	0	1	0	-	0	2	6									
TOTALS	111	54	46	8	3	119	342	326		56	30	23	1	2	63	186	159	55	24	23	7	1	56	156	167									

2023-24 SEASON SUMMARY

WON: 2 LOST: 1 OT: 0

AT TAMPA BAY LIGHTNING

DATE	TEAM	OPPONENT	ATTEND	GOALTENDERS	W GOAL
Mar 9, 2024	Lightning 7	Flyers 0	19,092	Vasilevskiy vs. Errson	Victor Hedman

AT PHILADELPHIA FLYERS

DATE	TEAM	OPPONENT	ATTEND	GOALTENDERS	W GOAL
Jan 23, 2024	Lightning 6	Flyers 3	17,937	Vasilevskiy vs. Errson	Michael Eyssimont
Feb 27, 2024	Lightning 2	Flyers 6	18,647	Vasilevskiy vs. Errson	Travis Sanheim

INDIVIDUAL SCORING

TAMPA BAY LIGHTNING

Player	GP	G	A	P	+/-	PIM
Nikita Kucherov	3	3	3	6	2	2
Victor Hedman	3	2	2	4	2	2
Nicholas Paul	3	2	0	2	1	0
Brayden Point	3	2	3	5	-4	0
Brandon Hagel	3	2	2	4	1	4
Steven Stamkos	3	1	3	4	-1	0
Anthony Duclair	1	1	1	2	1	0
Conor Sheary	3	1	0	1	0	0
Michael Eyssimont	3	1	2	3	2	7
Calvin de Haan	2	0	1	1	-1	0
Austin Watson	1	0	0	0	0	5
Luke Glendening	3	0	0	0	0	0
Mathew Dumba	1	0	0	0	1	5
Tyler Motte	3	0	0	0	0	0
Haydn Fleury	1	0	0	0	1	0
Darren Raddysh	3	0	6	6	1	2
Erik Cernak	2	0	0	0	1	0
Anthony Cirelli	3	0	2	2	4	4
Philippe Myers	1	0	0	0	0	0
Alex Barré-Boulet	1	0	0	0	0	0
Nick Perbix	3	0	1	1	-1	0
Maxwell Crozier	2	0	1	1	0	0
Mitchell Chaffee	1	0	0	0	0	0
Emil Lilleberg	2	0	0	0	0	2

Power Play: 5-9 (55.6%)
Penalty Kill: 7-8 (87.5%)

GOALTENDING

TAMPA BAY LIGHTNING

GOALIE	GP	W	L	OT	SA	SVS	SV%	GAA
Andrei Vasilevskiy	3	2	1	0	86	79	.919	2.40

PITTSBURGH PENGUINS



1001 Fifth Avenue
 Pittsburgh, Pennsylvania 15219
 Phone: (412) 642-1300
 Website: www.nhl.com/penguins
 Team Colors: Black, Gold, White
 Inaugural Season: 1967-68
 Arena: PPG Paints Arena (18,387)
 Stanley Cup Titles: 4 (1991, 1992, 2009, 2016, 2017)
 Television: AT&T SportsNet Pittsburgh
 Radio: WDX-FM 105.9

General Manager: Kyle Dubas
 Head Coach: Mike Sullivan
 Assistant Coaches: Ty Hennes, David Quinn, Mike Vellucci

Media & Communications Managers: Jennifer Bullano Ridgley, Evan Schall, Emma Kilmer

SERIES INFORMATION

Last Lightning Win: December 6, 2023 (Lightning 3 vs. Pittsburgh 1)
 Last Pittsburgh Win: April 6, 2024 (Lightning 4 @ Pittsburgh 5)
 Last Tie: October 19, 2002 (Lightning 3 @ Pittsburgh 3)
 Last Lightning Overtime Win: February 11, 2020 (Lightning 2 @ Pittsburgh 1 OT)
 Last Pittsburgh Overtime Win: March 2, 2023 (Lightning 4 vs. Pittsburgh 5, OT)
 Last Lightning Shootout Win: January 7, 2007 (Lightning 3 @ Pittsburgh 2, SO)
 Last Pittsburgh Shootout Win: None
 Last Lightning Shutout: March 31, 2010 (Lightning 2 @ Pittsburgh 0)
 Last Pittsburgh Shutout: November 29, 2013 (Lightning 0 vs. Pittsburgh 3)
 Last Lightning Win at Home: December 6, 2023 (Lightning 3 vs. Pittsburgh 1)
 Last Pittsburgh Win at Home: April 6, 2024 (Lightning 4 @ Pittsburgh 5)
 Last Lightning Win at Pittsburgh: October 26, 2021 (Lightning 5 @ Pittsburgh 1)
 Last Pittsburgh Win at Tampa Bay: November 30, 2023 (Lightning 2 vs. Pittsburgh 4)
 Most Goals by Lightning: 9, November 8, 2003 (Lightning 9 vs. Pittsburgh 0)
 Most Goals by Pittsburgh: 10, November 1, 1995 (Lightning 0 @ Pittsburgh 10)
 Most Goals by Both Teams: 11, 2x, Last: November 6, 1999 (Lightning 7 @ Pittsburgh 4)
 Last Lightning Hat Trick: Brayden Point, November 15, 2018 (Lightning 4 @ Pittsburgh 3)
 Last Pittsburgh Hat Trick: Sidney Crosby, October 12, 2013 (Lightning 4 vs. Pittsburgh 5)

ALL-TIME SERIES

SEASON	OVERALL									HOME						ROAD								
	GP	W	L	T	OTL	PTS	GF	GA	GP	W	L	T	OTL	PTS	GF	GA	GP	W	L	T	OTL	PTS	GF	GA
2023-24	3	1	2	-	0	2	9	10	2	1	1	-	0	2	5	5	1	0	1	-	0	0	4	5
2022-23	3	0	2	-	1	1	9	18	1	0	0	-	1	1	4	5	2	0	2	-	0	0	5	13
2021-22	3	1	2	-	0	2	8	12	2	0	2	-	0	0	3	11	1	1	0	-	0	2	5	1
2020-21	-	-	-	-	-	-	-	-	-	-	-	-	-	-	-	-	-	-	-	-	-	-	-	-
2019-20	3	3	0	-	0	6	9	5	2	2	0	-	0	4	7	4	1	1	0	-	0	2	2	1
2018-19	3	2	1	-	0	4	11	11	1	1	0	-	0	2	5	4	2	1	1	-	0	2	6	7
2017-18	3	2	1	-	0	4	14	10	2	2	0	-	0	4	12	5	1	0	1	-	0	0	2	5
2016-17	3	0	3	-	0	0	7	15	1	0	1	-	0	0	3	4	2	0	2	-	0	0	4	11
2015-16	3	3	0	-	0	6	15	9	2	2	0	-	0	4	11	7	1	1	0	-	0	2	4	2
2014-15	3	1	2	-	0	2	9	13	1	1	0	-	0	2	4	3	2	0	2	-	0	0	5	10
2013-14	3	0	2	-	1	1	7	12	2	0	2	-	0	0	4	8	1	0	0	-	1	1	3	4
2012-13	3	0	3	-	0	0	9	15	1	0	1	-	0	0	3	6	2	0	2	-	0	0	6	9
2011-12	4	1	3	-	0	2	10	19	2	1	1	-	0	2	7	7	2	0	2	-	0	0	3	12
2010-11	4	2	2	-	0	4	9	17	2	2	0	-	0	4	7	4	2	0	2	-	0	0	2	13
2009-10	4	2	2	-	0	4	7	7	2	1	1	-	0	2	4	3	2	1	1	-	0	2	3	4
2008-09	4	1	2	-	1	3	10	13	2	0	2	-	0	0	5	9	2	1	0	-	1	3	5	4
2007-08	4	1	3	-	0	2	6	10	2	0	2	-	0	0	1	6	2	1	1	-	0	2	5	4
2006-07	4	4	0	-	0	8	14	8	2	2	0	-	0	4	8	3	2	2	0	-	0	4	6	5
2005-06	4	4	0	-	0	8	12	6	2	2	0	-	0	4	5	1	2	2	0	-	0	4	7	5
2004-05	DID NOT PLAY																							
2003-04	4	4	0	0	0	8	23	4	2	2	0	0	0	4	14	1	2	2	0	0	0	4	9	3
2002-03	4	1	2	1	0	3	12	12	2	1	1	0	0	2	6	4	2	0	1	1	0	1	6	8
2001-02	4	2	1	0	1	5	9	11	2	2	0	0	0	4	7	4	2	0	1	0	1	1	2	7
2000-01	4	1	2	1	0	3	10	9	2	1	0	1	0	3	6	2	2	0	2	0	0	0	4	7
1999-00	4	3	1	0	0	6	14	10	2	2	0	0	0	4	4	2	2	1	1	0	0	2	10	8
1998-99	5	1	4	0	-	2	10	15	3	1	2	0	-	2	6	7	2	0	2	0	-	0	4	8
1997-98	4	0	3	1	-	1	4	14	2	0	2	0	-	0	2	8	2	0	1	1	-	1	2	6
1996-97	4	2	1	1	-	5	16	18	2	1	0	1	-	3	9	8	2	1	1	0	-	2	7	10
1995-96	4	1	3	0	-	2	9	18	2	1	1	0	-	2	8	6	2	0	2	0	-	0	1	12
1994-95	3	1	2	0	-	2	10	13	1	0	1	0	-	0	3	5	2	1	1	0	-	2	7	8
1993-94	4	1	3	0	-	2	10	18	2	1	1	0	-	2	6	8	2	0	2	0	-	0	4	10
1992-93	2	0	1	1	-	1	7	8	1	0	1	0	-	0	4	5	1	0	0	1	-	1	3	3
TOTALS	107	45	53	5	4	99	309	360	54	29	22	2	1	61	173	155	53	16	31	3	3	38	136	205

2023-24 SEASON SUMMARY

WON: 1 LOST: 2 OT: 0

AT TAMPA BAY LIGHTNING

DATE	TEAM	OPPONENT	ATTEND	GOALTENDERS	W GOAL
Nov 30, 2023	Lightning 2	Penguins 4	19,092	Vasilevskiy vs. Jarry	Jeff Carter
Dec 6, 2023	Lightning 3	Penguins 1	19,092	Vasilevskiy vs. Jarry	Nikita Kucherov

AT PITTSBURGH PENGUINS

DATE	TEAM	OPPONENT	ATTEND	GOALTENDERS	W GOAL
Apr 6, 2024	Lightning 4	Penguins 5	18,416	Vasilevskiy vs. Nedeljkovic	Michael Bunting

INDIVIDUAL SCORING

TAMPA BAY LIGHTNING

Player	GP	G	A	P	+/-	PIM
Steven Stamkos	3	3	1	4	-5	2
Tanner Jeannot	2	2	0	2	0	0
Nikita Kucherov	3	1	6	7	-2	0
Anthony Duclair	1	1	0	1	-1	0
Nicholas Paul	3	1	0	1	-3	0
Anthony Cirelli	2	1	0	1	-1	4
Victor Hedman	3	0	6	6	-4	2
Calvin de Haan	2	0	0	0	-1	0
Austin Watson	1	0	0	0	0	0
Luke Glendening	3	0	0	0	-1	2
Mathew Dumba	1	0	0	0	-3	0
Tyler Motte	3	0	0	0	-1	0
Conor Sheary	1	0	0	0	-1	0
Haydn Fleury	1	0	0	0	0	2
Brayden Point	3	0	0	0	-2	0
Darren Raddysh	3	0	0	0	-1	0
Erik Cernak	3	0	0	0	2	2
Mikhail Sergachev	2	0	1	1	0	0
Brandon Hagel	3	0	0	0	-3	0
Michael Eyssimont	3	0	2	2	0	0
Alex Barré-Boulet	2	0	0	0	0	0
Nick Perbix	3	0	0	0	-3	0
Cole Koepke	1	0	0	0	-1	0
Mitchell Chaffee	1	0	1	1	1	0
Emil Lilleberg	1	0	0	0	-1	0

Power Play: 5-10 (50%)

Penalty Kill: 7-7 (100%)

GOALTENDING

TAMPA BAY LIGHTNING

PLAYER	GP	W	L	OT	SA	SVS	SV%	GAA
Andrei Vasilevskiy	3	1	2	0	81	72	.889	3.06

SAN JOSE SHARKS



525 W Santa Clara Street
 San Jose, California 95113
 Phone: (408) 287-7070
 Website: www.nhl.com/sharks
 Team Colors: Teal, Black, White, Orange
 Inaugural Season: 1991-92
 Arena: SAP Center at San Jose (17,562)
 Stanley Cup Titles: None
 Television: NBC Sports California
 Radio: KUFX-FM 98.5

General Manager: Mike Grier
 Head Coach: Ryan Warsofsky
 Associate/Assistant Coaches: Scott Gordon, Brian Wiseman
 Media & Communications Managers: Scott Emmert, Kyle Stuetzel, Brandon Weiss, Sergio Almodovar

SERIES INFORMATION

Last Lightning Win: March 21, 2024 (Lightning 4 @ San Jose 1)
 Last San Jose Win: February 7, 2023 (Lightning 3 vs. San Jose 4, OT)
 Last Tie: October 30, 2003 (Lightning 2 vs. San Jose 2)
 Last Lightning Overtime Win: February 1, 2022 (Lightning 3 vs. San Jose 2, OT)
 Last San Jose Overtime Win: February 7, 2023 (Lightning 3 vs. San Jose 4, OT)
 Last Lightning Shootout Win: None
 Last San Jose Shootout Win: None
 Last Lightning Shutout: October 26, 2023 (Lightning 6 vs. San Jose 0)
 Last San Jose Shutout: October 25, 2008 (Lightning 0 vs. San Jose 3)
 Last Lightning Win at Home: October 26, 2023 (Lightning 6 vs. San Jose 0)
 Last San Jose Win at Home: January 5, 2019 (Lightning 2 @ San Jose 5)
 Last Lightning Win at San Jose: March 21, 2024 (Lightning 4 @ San Jose 1)
 Last San Jose Win at Tampa Bay: February 7, 2023 (Lightning 3 vs. San Jose 4, OT)
 Most Goals by Lightning: 7, 3x, Last: January 22, 2022 (Lightning 7 @ San Jose 1)
 Most Goals by San Jose: 8, February 8, 2000 (Lightning 0 vs. San Jose 8)
 Most Goals by Both Teams: 11, February 16, 2012 (Lightning 6 vs. San Jose 5, OT)
 Last Lightning Hat Trick: Martin St. Louis, January 18, 2014 (San Jose 5 @ Lightning 4)
 Last San Jose Hat Trick: Joe Pavelski, January 18, 2014 (San Jose 5 @ Lightning 4)

ALL-TIME SERIES

SEASON	OVERALL									HOME						ROAD																	
	GP	W	L	T	OTL	PTS	GF	GA		GP	W	L	T	OTL	PTS	GF	GA	GP	W	L	T	OTL	PTS	GF	GA								
2023-24	2	2	0	-	0	4	10	1		1	1	0	-	0	2	6	0	1	1	0	-	0	2	4	1								
2022-23	2	1	0	-	1	3	7	7		1	0	0	-	1	1	3	4	1	1	0	-	0	2	4	3								
2021-22	2	2	0	-	0	4	10	3		1	1	0	-	0	2	3	2	1	1	0	-	0	2	7	1								
2020-21	-	-	-	-	-	-	-	-		-	-	-	-	-	-	-	-	-	-	-	-	-	-	-	-								
2019-20	2	2	0	-	0	4	10	1		1	1	0	-	0	2	7	1	1	1	0	-	0	2	3	0								
2018-19	2	1	1	-	0	2	8	8		1	1	0	-	0	2	6	3	1	0	1	-	0	0	2	5								
2017-18	2	2	0	-	0	4	10	3		1	1	0	-	0	2	5	2	1	1	0	-	0	2	5	1								
2016-17	2	0	2	-	0	0	2	5		1	0	1	-	0	0	1	3	1	0	1	-	0	0	1	2								
2015-16	2	1	1	-	0	2	6	7		1	0	1	-	0	0	2	4	1	1	0	-	0	2	4	3								
2014-15	2	1	1	-	0	2	6	4		1	0	1	-	0	0	1	2	1	1	0	-	0	2	5	2								
2013-14	2	0	2	-	0	0	5	10		1	0	1	-	0	0	4	5	1	0	1	-	0	0	1	5								
2012-13	-	-	-	-	-	-	-	-		-	-	-	-	-	-	-	-	-	-	-	-	-	-	-	-								
2011-12	2	1	1	-	0	2	8	12		1	1	0	-	0	2	6	5	1	0	1	-	0	0	2	7								
2010-11	1	0	1	-	0	0	2	5		-	-	-	-	-	-	-	-	1	0	1	-	0	0	2	5								
2009-10	1	1	0	-	0	2	5	2		1	1	0	-	0	2	5	2	-	-	-	-	-	-	-	-								
2008-09	2	0	2	-	0	0	1	10		1	0	1	-	0	0	0	3	1	0	1	-	0	0	1	7								
2007-08	-	-	-	-	-	-	-	-		-	-	-	-	-	-	-	-	-	-	-	-	-	-	-	-								
2006-07	1	0	1	-	0	0	2	4		1	0	1	-	0	0	2	4	-	-	-	-	-	-	-	-								
2005-06	1	0	1	-	0	0	1	3		-	-	-	-	-	-	-	-	1	0	1	-	0	0	1	3								
2004-05	-	-	-	-	-	-	-	-		DID NOT PLAY																							
2003-04	1	0	0	1	0	1	2	2		1	0	0	1	0	1	2	2	-	-	-	-	-	-	-	-	-							
2002-03	2	2	0	0	0	4	8	3		1	1	0	0	0	2	4	2	1	1	0	0	0	2	4	1								
2001-02	2	1	1	0	0	2	7	6		1	1	0	0	0	2	4	2	1	0	1	0	0	0	3	4								
2000-01	1	1	0	0	0	2	2	1		1	1	0	0	0	2	2	1	-	-	-	-	-	-	-	-								
1999-00	2	0	1	1	0	1	3	11		1	0	1	0	0	0	0	8	1	0	0	1	0	1	3	3								
1998-99	2	0	2	0	-	0	2	9		1	0	1	0	-	0	1	3	1	0	1	0	-	0	1	6								
1997-98	2	1	1	0	-	2	3	4		1	1	0	0	-	2	2	1	1	0	1	0	-	0	1	3								
1996-97	2	2	0	0	-	4	8	6		1	1	0	0	-	2	4	3	1	1	0	0	-	2	4	3								
1995-96	2	2	0	0	-	4	13	7		1	1	0	0	-	2	6	4	1	1	0	0	-	2	7	3								
1994-95	-	-	-	-	-	-	-	-		-	-	-	-	-	-	-	-	-	-	-	-	-	-	-	-								
1993-94	2	1	1	0	-	2	4	3		1	0	1	0	-	0	1	2	1	1	0	0	-	2	3	1								
1992-93	4	3	1	0	-	6	16	11		2	1	1	0	-	2	6	3	2	2	0	0	-	4	10	8								
TOTALS	50	27	20	2	1	57	161	148		26	14	10	1	1	30	83	71	24	13	10	1	0	27	78	77								

2023-24 SEASON SUMMARY

WON: 2 LOST: 0 OT: 0

AT TAMPA BAY LIGHTNING

DATE	TEAM	OPPONENT	ATTEND	GOALTENDERS	W GOAL
Oct 26, 2023	Lightning 6	Sharks 0	19,092	Johansson vs. Blackwood	Brayden Point

AT SAN JOSE SHARKS

DATE	TEAM	OPPONENT	ATTEND	GOALTENDERS	W GOAL
Mar 21, 2024	Lightning 4	Sharks 1	10,315	Vasilevskiy vs. Blackwood	Brayden Point

INDIVIDUAL SCORING

TAMPA BAY LIGHTNING

PLAYER	GP	G	A	P	+/-	PIM
Nikita Kucherov	2	0	5	5	4	0
Brayden Point	2	3	1	4	2	0
Steven Stamkos	2	1	2	3	1	4
Victor Hedman	2	0	3	3	3	2
Nicholas Paul	2	2	0	2	3	0
Anthony Duclair	1	1	1	2	2	0
Mikhail Sergachev	1	0	2	2	1	0
Nick Perbix	1	0	2	2	3	0
Luke Glendening	2	1	0	1	2	0
Brandon Hagel	2	1	0	1	2	0
Michael Eyssimont	2	1	0	1	3	2
Calvin de Haan	2	0	1	1	2	0
Conor Sheary	2	0	1	1	2	2
Darren Raddysh	2	0	1	1	3	0
Alex Barré-Boulet	1	0	1	1	2	0
Mathew Dumba	1	0	0	0	0	0
Tyler Motte	1	0	0	0	-1	0
Erik Cernak	2	0	0	0	2	0
Anthony Cirelli	2	0	0	0	0	0
Tanner Jeannot	2	0	0	0	-1	0
Emil Lilleberg	1	0	0	0	0	2
Waltteri Merela	1	0	0	0	0	2

GOALTENDING

TAMPA BAY LIGHTNING

PLAYER	GP	W	L	OT	SA	SVS	SV%	GAA
Jonas Johansson	1	1	0	0	23	23	1.000	0
Andrei Vasilevskiy	1	1	0	0	22	21	0.955	1

Power Play: 2-7 (28.6%)

Penalty Kill: 5-5 (100%)

SEATTLE KRAKEN



16 W Harrison St.
Seattle, WA 98119
Phone: (844) 645-7825
Website: www.nhl.com/kraken
Team Colors: Deep Sea Blue, Ice Blue,
Boundless Blue, Shadow Blue
and Red Alert

Inaugural Season: 2021-22
Arena: Climate Pledge Arena (17,151)
Stanley Cup Titles: None
Television: Root Sports Northwest
Radio: 93.3 KJR AM

General Manager: Ron Francis
Head Coach: Dan Bylsma
Associate/Assistant Coaches: Dave Lowry,
Jessica Campbell,
Bob Woods
Media & Communications Managers: Katie Townsend,
Chris Brumwell,
De'Aira Anderson,
Lindsey Brown

SERIES INFORMATION

Last Lightning Win: December 9, 2023 (Lightning 4 @ Seattle 3, OT)
Last Seattle Win: October 30, 2023 (Lightning 3 vs. Seattle 4, OT)
Last Tie: None
Last Lightning Overtime Win: December 9, 2023 (Lightning 4 @ Seattle 3, OT)
Last Seattle Overtime Win: October 30, 2023 (Lightning 3 vs. Seattle 4, OT)
Last Lightning Shootout Win: None
Last Seattle Shootout Win: None
Last Lightning Shutout: November 26, 2021 (Lightning 3 vs. Seattle 0)
Last Seattle Shutout: None
Last Lightning Win at Home: December 13, 2022 (Lightning 6 vs. Seattle 2)
Last Seattle Win at Home: None
Last Lightning Win at Seattle: December 9, 2023 (Lightning 4 @ Seattle 3, OT)
Last Seattle Win at Tampa Bay: October 30, 2023 (Lightning 3 vs. Seattle 4, OT)
Most Goals by Lightning: 6, December 13, 2022 (Lightning 6 vs. Seattle 2)
Most Goals by Seattle: 4, October 30, 2023 (Lightning 3 vs. Seattle 4, OT)
Most Goals by Both Teams: 8, December 13, 2022 (Lightning 6 vs. Seattle 2)
Last Lightning Hat Trick: None
Last San Jose Hat Trick: None

2023-24 SEASON SUMMARY

WON: 1 LOST: 0 OT:1

AT TAMPA BAY LIGHTNING

DATE	TEAM	OPPONENT	ATTEND	GOALTENDERS	W GOAL
Oct 30, 2023	Lightning 3	Kraken 4	19,092	Johansson vs. Grubauer	Jared McCann*

AT SEATTLE KRAKEN

DATE	TEAM	OPPONENT	ATTEND	GOALTENDERS	W GOAL
Dec 9, 2023	Lightning 4	Kraken 3	17,151	Vasilevskiy vs. Daccord	Nikita Kucherov*

*-Overtime **-Shootout

ALL-TIME SERIES

SEASON	OVERALL							HOME						ROAD										
	GP	W	L	T	OTL	PTS	GF	GA	GP	W	L	T	OTL	PTS	GF	GA	GP	W	L	T	OTL	PTS	GF	GA
2023-24	2	1	0	-	1	3	7	7	1	0	0	-	1	1	3	4	1	1	0	-	0	2	4	3
2022-23	2	2	0	-	0	4	10	3	1	1	0	-	0	2	6	2	1	1	0	-	0	2	4	1
2021-22	2	2	0	-	0	4	7	1	1	1	0	-	0	2	3	0	1	1	0	-	0	2	4	1
TOTALS	6	5	0	-	1	11	24	11	3	2	0	-	1	5	12	6	3	3	0	-	0	6	12	5

INDIVIDUAL SCORING

TAMPA BAY LIGHTNING

Player	GP	G	A	P	+/-	PIM
Brandon Hagel	2	1	3	4	0	0
Nikita Kucherov	2	2	1	3	0	0
Anthony Cirelli	2	1	2	3	4	2
Tanner Jeannot	2	1	2	3	2	4
Alex Barré-Boulet	2	1	1	2	1	0
Darren Raddysh	2	0	2	2	0	0
Nicholas Paul	2	1	0	1	0	4
Haydn Fleury	2	0	1	1	0	0
Brayden Point	2	0	1	1	-2	0
Nick Perbix	2	0	1	1	1	0
Steven Stamkos	1	0	0	0	-1	0
Victor Hedman	2	0	0	0	-1	0
Calvin de Haan	1	0	0	0	2	0
Luke Glendening	2	0	0	0	0	2
Tyler Motte	1	0	0	0	0	0
Conor Sheary	1	0	0	0	0	0
Erik Cernak	2	0	0	0	0	0
Mikhail Sergachev	2	0	0	0	1	2
Michael Eyssimont	2	0	0	0	0	4
Cole Koepke	1	0	0	0	0	0
Waltteri Merela	1	0	0	0	1	0

Power Play: 1-4 (25%)
Penalty Kill: 5-8 (62.5%)

GOALTENDING

TAMPA BAY LIGHTNING

PLAYER	GP	W	L	OT	SA	SVS	SV%	GAA
Andrei Vasilevskiy	1	1	0	0	29	26	0.897	2.85
Jonas Johansson	1	0	0	1	43	39	0.907	3.83

ST. LOUIS BLUES



1401 Clark Avenue at Brett Hull Way
 St. Louis, Missouri 63103
 Phone: (314) 622-2500
 Website: www.nhl.com/blues
 Team Colors: Blue, Gold, Navy, White
 Inaugural Season: 1967-68
 Arena: Enterprise Center (18,400)
 Stanley Cup Titles: 2019
 Television: Bally Sports Midwest
 Radio: KMOX-AM 1120

General Manager: Doug Armstrong
 Head Coach: Drew Bannister
 Assistant Coaches: Steve Ott, Claude Julien, Mike Weber
 Media & Communications Managers: Roger Hacker, Dan O'Neill, Brett Barczewski

SERIES INFORMATION

Last Lightning Win: December 19, 2023 (Lightning 6 vs. St. Louis 1)
 Last St. Louis Win: November 14, 2023 (Lightning 0 @ St. Louis 5)
 Last Tie: November 28, 2003 (Lightning 2 vs. St. Louis 2)
 Last Lightning Overtime Win: February 6, 2011 (Lightning 4 vs. St. Louis 3, OT)
 Last St. Louis Overtime Win: February 7, 2019 (Lightning 0 vs. St. Louis 1, OT)
 Last Lightning Shootout Win: None
 Last St. Louis Shootout Win: November 30, 2021 (Lightning 3 @ St. Louis 4, SO)
 Last Lightning Shutout: December 12, 2017 (Lightning 3 @ St. Louis 0)
 Last St. Louis Shutout: November 14, 2023 (Lightning 0 @ St. Louis 5)
 Last Lightning Win at Home: December 19, 2023 (Lightning 6 vs. St. Louis 1)
 Last St. Louis Win at Home: November 14, 2023 (Lightning 0 @ St. Louis 5)
 Last Lightning Win at St. Louis: January 14, 2023 (Lightning 4 @ St. Louis 2)
 Last St. Louis Win at Tampa Bay: November 27, 2019 (Lightning 3 vs. St. Louis 4)
 Most Goals by Lightning: 6, 3x, Last: December 19, 2023 (Lightning 6 vs. St. Louis 1)
 Most Goals by St. Louis: 7, December 23, 1993 (Lightning 4 @ St. Louis 7)
 Most Goals by Both Teams: 11, 2x, Last: December 23, 1993 (Lightning 4 @ St. Louis 7)
 Last Lightning Hat Trick: None
 Last St. Louis Hat Trick: Vladimir Tarasenko, December 1, 2016 (Lightning 4 @ St. Louis 5)

ALL-TIME SERIES

SEASON	OVERALL									HOME						ROAD																	
	GP	W	L	T	OTL	PTS	GF	GA		GP	W	L	T	OTL	PTS	GF	GA	GP	W	L	T	OTL	PTS	GF	GA								
2023-24	2	1	1	-	0	2	6	6		1	1	0	-	0	2	6	1	1	0	1	-	0	0	0	5								
2022-23	2	2	0	-	0	4	9	4		1	1	0	-	0	2	5	2	1	1	0	-	0	2	4	2								
2021-22	2	1	0	-	1	3	7	5		1	1	0	-	0	2	4	2	1	0	0	-	1	1	3	3								
2020-21	-	-	-	-	-	-	-	-		-	-	-	-	-	-	-	-	-	-	-	-	-	-	-	-								
2019-20	2	0	2	-	0	0	4	7		1	0	1	-	0	0	3	4	1	0	1	-	0	0	1	3								
2018-19	2	0	1	-	1	1	3	5		1	0	0	-	1	1	0	1	1	0	1	-	0	0	3	4								
2017-18	2	2	0	-	0	4	5	1		1	1	0	-	0	2	2	1	1	1	0	-	0	2	3	0								
2016-17	2	1	1	-	0	2	9	7		1	1	0	-	0	2	5	2	1	0	1	-	0	0	4	5								
2015-16	2	0	2	-	0	0	1	4		1	0	1	-	0	0	1	2	1	0	1	-	0	0	0	2								
2014-15	2	0	1	-	1	1	4	8		1	0	1	-	0	0	3	6	1	0	0	-	1	1	1	2								
2013-14	2	1	1	-	0	2	6	6		1	1	0	-	0	2	4	2	1	0	1	-	0	0	2	4								
2012-13	-	-	-	-	-	-	-	-		-	-	-	-	-	-	-	-	-	-	-	-	-	-	-	-								
2011-12	2	0	2	-	0	0	1	6		1	0	1	-	0	0	1	3	1	0	1	-	0	0	0	3								
2010-11	1	1	0	-	0	2	4	3		1	1	0	-	0	2	4	3	-	-	-	-	-	-	-	-								
2009-10	1	1	0	-	0	2	6	3		-	-	-	-	-	-	-	-	1	1	0	-	0	2	6	3								
2008-09	1	0	0	-	1	1	3	4		1	0	0	-	1	1	3	4	-	-	-	-	-	-	-	-								
2007-08	1	1	0	-	0	2	5	4		-	-	-	-	-	-	-	-	1	1	0	-	0	2	5	4								
2006-07	-	-	-	-	-	-	-	-		-	-	-	-	-	-	-	-	-	-	-	-	-	-	-	-								
2005-06	1	1	0	-	0	2	5	4		1	1	0	-	0	2	5	4	-	-	-	-	-	-	-	-								
2004-05										DID NOT PLAY																							
2003-04	2	0	0	1	1	2	5	6		1	0	0	1	0	1	2	2	1	0	0	0	1	1	3	4								
2002-03	1	0	1	0	0	0	1	5		-	-	-	-	-	-	-	-	1	0	1	0	0	0	1	5								
2001-02	1	1	0	0	0	2	4	3		1	1	0	0	0	2	4	3	-	-	-	-	-	-	-	-								
2000-01	2	1	1	0	0	2	4	6		1	1	0	0	0	2	3	2	1	0	1	0	0	0	1	4								
1999-00	1	0	1	0	0	0	1	5		1	0	1	0	0	0	1	5	-	-	-	-	-	-	-	-								
1998-99	2	0	2	0	-	0	4	8		1	0	1	0	-	0	4	5	1	0	1	0	-	0	0	3								
1997-98	2	0	1	1	-	1	4	5		1	0	0	1	-	1	2	2	1	0	1	0	-	0	2	3								
1996-97	2	1	1	0	-	2	6	7		1	1	0	0	-	2	3	2	1	0	1	0	-	0	3	5								
1995-96	2	0	2	0	-	0	3	5		1	0	1	0	-	0	2	3	1	0	1	0	-	0	1	2								
1994-95	-	-	-	-	-	-	-	-		-	-	-	-	-	-	-	-	-	-	-	-	-	-	-	-								
1993-94	2	1	1	0	-	2	8	10		1	1	0	0	-	2	4	3	1	0	1	0	-	0	4	7								
1992-93	7	2	4	1	-	5	22	26		4	1	2	1	-	3	13	15	3	1	2	0	-	2	9	11								
TOTALS	51	18	25	3	5	44	140	163		27	13	9	3	2	31	84	79	24	5	16	0	3	13	56	84								

2023-24 SEASON SUMMARY

WON: 1 LOST: 1 OT: 0

AT TAMPA BAY LIGHTNING

DATE	TEAM	OPPONENT	ATTEND	GOALTENDERS	W GOAL
Dec 19, 2023	Lightning 6	Blues 1	19,092	Vasilevskiy vs. Binnington	Tyler Motte

AT ST. LOUIS BLUES

DATE	TEAM	OPPONENT	ATTEND	GOALTENDERS	W GOAL
Nov 14, 2023	Lightning 0	Blues 5	17,621	Johansson vs. Binnington	Colton Parayko

INDIVIDUAL SCORING

TAMPA BAY LIGHTNING

Player	GP	G	A	P	+/-	PIM
Nikita Kucherov	2	2	0	2	1	0
Tyler Motte	2	1	0	1	1	0
Nicholas Paul	2	1	2	3	-3	0
Haydn Fleury	1	1	1	2	4	0
Michael Eyssimont	2	1	0	1	1	12
Steven Stamkos	2	0	3	3	-3	0
Victor Hedman	2	0	1	1	-1	0
Calvin de Haan	1	0	0	0	-1	0
Luke Glendening	2	0	0	0	1	0
Conor Sheary	1	0	1	1	1	0
Brayden Point	2	0	1	1	1	0
Darren Raddysh	2	0	0	0	-2	0
Erik Cernak	1	0	0	0	2	7
Anthony Cirelli	2	0	0	0	0	0
Philippe Myers	1	0	0	0	-1	0
Mikhail Sergachev	2	0	0	0	-2	0
Brandon Hagel	2	0	1	1	-1	0
Tanner Jeannot	2	0	1	1	1	2
Alex Barré-Boulet	2	0	0	0	-2	0
Nick Perbix	2	0	1	1	2	0
Waltteri Merela	1	0	0	0	0	0

Power Play: 1-5 (20%)
 Penalty Kill: 2-3 (66.7%)

GOALTENDING

TAMPA BAY LIGHTNING

PLAYER	GP	W	L	OT	SA	SVS	SV%	GAA
Andrei Vasilevskiy	1	1	0	0	29	28	0.966	1.00
Jonas Johansson	1	0	1	0	28	24	0.857	4.03

TORONTO MAPLE LEAFS



40 Bay Street
 Toronto, Ontario, Canada M5J 2X2
 Phone: (416) 815-5700
 Website: www.nhl.com/mapleleafs
 Team Colors: Blue, White
 Inaugural Season: 1917-18
 Arena: Scotiabank Arena (18,962)
 Stanley Cup Titles: 13 (1918, 1922, 1932, 1942, 1945, 1947, 1948, 1949, 1951, 1962, 1963, 1964, 1967)
 Television: Leafs TV, Sportsnet Ontario, TSN4
 Radio: CJLC-AM 590, CHUM-AM 1050

General Manager: Brad Treliving
 Head Coach: Craig Berube
 Associate Coach: Lane Lambert
 Assistant Coaches: Mike Van Ryn, Marc Savard
 Media & Communications Managers: Steve Keogh, Scott McNaughton, Colin McBride, Jennifer Redenbach

SERIES INFORMATION

Last Lightning Win: April 17, 2024 (Lightning 6 vs. Toronto 4)
 Last Toronto Win: November 6, 2023 (Lightning 5 @ Toronto 6, OT)
 Last Tie: February 10, 2004 (Lightning 4 vs. Toronto 4)
 Last Lightning Overtime Win: December 3, 2022 (Lightning 4 vs. Toronto 3, OT)
 Last Toronto Overtime Win: November 6, 2023 (Lightning 5 @ Toronto 6, OT)
 Last Lightning Shootout Win: February 26, 2018 (Lightning 4 vs. Toronto 3, SO)
 Last Toronto Shootout Win: March 17, 2009 (Lightning 3 vs. Toronto 4, SO)
 Last Lightning Shutout: January 2, 2018 (Lightning 2 @ Toronto 0)
 Last Toronto Shutout: March 16, 2017 (Lightning 0 vs. Toronto 5)
 Last Lightning Win at Home: April 17, 2024 (Lightning 6 vs. Toronto 4)
 Last Toronto Win at Home: November 6, 2023 (Lightning 5 @ Toronto 6, OT)
 Last Lightning Win at Toronto: April 3, 2024 (Lightning 4 @ Toronto 1)
 Last Toronto Win at Tampa Bay: October 21, 2023 (Lightning 3 vs. Toronto 4, OT)
 Most Goals by Lightning: 8, April 21, 2022 (Lightning 8 vs. Toronto 1)
 Most Goals by Toronto: 8, March 12, 1993 (Lightning 2 @ Toronto 8)
 Most Goals by Both Teams: 11, 2x, Last: November 6, 2023 (Lightning 5 @ Toronto 6, OT)
 Last Lightning Hat Trick: Steven Stamkos, March 19, 2014 (Lightning 5 @ Toronto 3)
 Last Toronto Hat Trick: Auston Matthews, April 4, 2022 (Lightning 2 vs. Toronto 6)

2023-24 SEASON SUMMARY

WON: 1 LOST: 2 OT: 0

AT TAMPA BAY LIGHTNING

DATE	TEAM	OPPONENT	ATTEND	GOALTENDERS	W GOAL
Oct 21, 2023	Lightning 3	Maple Leafs 4	19,092	Johansson vs. Woll	John Tavares*
Apr 17, 2024	Lightning 6	Maple Leafs 4	19,092	Tomkins vs. Jones	Brandon Hagel

AT TORONTO MAPLE LEAFS

DATE	TEAM	OPPONENT	ATTEND	GOALTENDERS	W GOAL
Nov 6, 2023	Lightning 5	Maple Leafs 6	18,445	Johansson vs. Woll	Calle Jarnkrok*
Apr 3, 2024	Lightning 4	Maple Leafs 1	18,648	Vasilevskiy vs. Woll	Brayden Point

*-Overtime **-Shootout

ALL-TIME SERIES

SEASON	OVERALL									HOME						ROAD									
	GP	W	L	T	OTL	PTS	GF	GA		GP	W	L	T	OTL	PTS	GF	GA	GP	W	L	T	OTL	PTS	GF	GA
2023-24	4	2	0	--	2	6	18	15		2	1	0	-	1	3	9	8	2	1	0	-	1	3	9	7
2022-23	3	1	2	-	0	2	8	11		2	1	1	-	0	2	7	7	1	0	1	-	0	0	1	4
2021-22	4	2	1	-	1	5	16	12		2	1	1	-	0	2	10	7	2	1	0	-	1	3	6	5
2020-21	-	-	-	-	-	-	-	-		-	-	-	-	-	-	-	-	-	-	-	-	-	-	-	-
2019-20	3	1	2	-	0	2	11	9		1	0	1	-	0	0	3	4	2	1	1	-	0	2	8	5
2018-19	4	3	1	-	0	6	15	8		2	1	1	-	0	2	6	5	2	2	0	-	0	4	9	3
2017-18	4	3	1	-	0	6	12	10		2	2	0	-	0	4	7	6	2	1	1	-	0	2	5	4
2016-17	4	2	1	-	1	5	13	12		2	0	1	-	1	1	2	8	2	2	0	-	0	4	11	4
2015-16	5	4	1	-	0	8	12	9		2	2	0	-	0	4	2	0	3	2	1	-	0	4	8	9
2014-15	4	2	2	-	0	4	10	12		2	2	0	-	0	4	7	4	2	0	2	-	0	0	3	8
2013-14	4	2	2	-	0	4	11	10		2	1	1	-	0	2	4	4	2	1	1	-	0	2	7	6
2012-13	3	2	1	-	0	4	11	8		2	2	0	-	0	4	9	4	1	0	1	-	0	0	2	4
2011-12	4	0	3	-	1	1	7	20		2	0	2	-	0	0	2	10	2	0	1	-	1	1	5	10
2010-11	4	4	0	-	0	8	16	5		2	2	0	-	0	4	6	0	2	2	0	-	0	4	10	5
2009-10	4	2	1	-	1	5	11	11		2	1	1	-	0	2	6	6	2	1	0	-	1	3	5	5
2008-09	4	3	0	-	1	7	16	10		2	1	0	-	1	3	9	7	2	2	0	-	0	4	7	3
2007-08	4	2	1	-	1	5	9	12		2	2	0	-	0	4	5	3	2	0	1	-	1	1	4	9
2006-07	4	0	4	-	0	0	10	16		2	0	2	-	0	0	4	8	2	0	2	-	0	0	6	8
2005-06	4	2	2	-	0	4	9	13		2	2	0	-	0	4	5	3	2	0	2	-	0	0	4	10
2004-05										DID NOT PLAY															
2003-04	4	2	1	1	0	5	15	12		2	1	0	1	0	3	8	7	2	1	1	0	0	2	7	5
2002-03	4	0	2	0	2	2	9	13		2	0	1	0	1	1	3	5	2	0	1	0	1	1	6	8
2001-02	4	0	4	0	0	0	7	17		2	0	2	0	0	0	3	7	2	0	2	0	0	0	4	10
2000-01	4	2	1	1	0	5	10	8		2	1	1	0	0	2	5	5	2	1	0	1	0	3	5	3
1999-00	3	0	3	0	0	0	7	13		2	0	2	0	0	0	5	9	1	0	1	0	0	0	2	4
1998-99	4	0	4	0	-	0	8	18		2	0	2	0	-	0	3	7	2	0	2	0	-	0	5	11
1997-98	2	0	2	0	-	0	4	10		1	0	1	0	-	0	2	5	1	0	1	0	-	0	2	5
1996-97	2	1	1	0	-	2	8	7		1	0	1	0	-	0	1	3	1	1	0	0	-	2	7	4
1995-96	2	1	1	0	-	2	7	7		1	0	1	0	-	0	4	5	1	1	0	0	-	2	3	2
1994-95	-	-	-	-	-	-	-	-		-	-	-	-	-	-	-	-	-	-	-	-	-	-	-	-
1993-94	3	2	1	0	-	4	3	3		1	0	1	0	-	0	0	2	2	2	0	0	-	4	3	1
1992-93	9	2	7	0	-	4	19	39		4	1	3	0	-	2	8	16	5	1	4	0	-	2	11	23
TOTALS	111	47	52	2	10	106	311	350		55	24	26	1	4	53	146	165	56	23	26	1	6	53	165	185

INDIVIDUAL SCORING

TAMPA BAY LIGHTNING

Player	GP	G	A	P	+/-	PIM
Nikita Kucherov	4	5	7	12	0	2
Brayden Point	4	3	3	6	-2	2
Victor Hedman	3	2	3	5	0	0
Nicholas Paul	4	2	1	3	3	0
Brandon Hagel	4	2	4	6	0	8
Steven Stamkos	4	1	4	5	1	0
Anthony Duclair	2	1	2	3	1	2
Tanner Jeannot	4	1	0	1	-3	5
Alex Barré-Boulet	2	1	0	1	-2	2
Zach Bogosian	1	0	0	0	0	0
Calvin de Haan	2	0	2	2	1	0
Austin Watson	2	0	0	0	0	0
Luke Glendening	3	0	0	0	-1	4
Mathew Dumba	2	0	1	1	2	2
Tyler Motte	2	0	0	0	0	0
Conor Sheary	3	0	0	0	0	2
Haydn Fleury	1	0	1	1	1	0
Darren Raddysh	4	0	2	2	-1	0
Erik Cernak	4	0	1	1	1	2
Anthony Cirelli	3	0	0	0	-2	0
Mikhail Sergachev	2	0	2	2	-2	0
Michael Eyssimont	3	0	1	1	2	2
Nick Perbix	3	0	0	0	-3	0
Mitchell Chaffee	2	0	1	1	3	0
Emil Lilleberg	2	0	0	0	1	0
Waltteri Merela	1	0	0	0	0	0

Power Play: 5-14 (35.7%)

Penalty Kill: 11-12 (91.7%)

GOALTENDING

TAMPA BAY LIGHTNING

PLAYER	GP	W	L	OT	SA	SVS	SV%	GAA
Andrei Vasilevskiy	1	1	0	0	29	28	0.966	1.01
Matt Tomkins	1	1	0	0	38	34	0.895	4.04
Jonas Johansson	2	0	0	2	86	76	0.884	4.81

UTAH HOCKEY CLUB



301 W. S. Temple St.
Salt Lake City, UT 84101

Phone: 801-325-2208
 Website: www.nhl.com/utah
 Team Colors: Blue, Black, White
 Inaugural Season: 2024-25
 Arena: Delta Center (16,200)
 Stanley Cup Titles: None
 Television: Utah 16 (KUPX-TV Channel 16)
 Radio: KZNS-FM 97.5, KZNS-AM 1280

General Manager: Bill Armstrong
 Head Coach: Andre Tourigny
 Assistant Coaches: John Madden, Blaine Forsythe, Mario Duhamel
 Media & Communications Managers: Cassie Batinich, Jeffrey Sanders, David Piper, Rachel Boorse

SERIES INFORMATION

No series information available

2023-24 SEASON SUMMARY

No Games Played

AT TAMPA BAY LIGHTNING

DATE	TEAM	OPPONENT	ATTEND	GOALTENDERS	W GOAL
------	------	----------	--------	-------------	--------

No Games Played

AT UTAH HOCKEY CLUB

DATE	TEAM	OPPONENT	ATTEND	GOALTENDERS	W GOAL
------	------	----------	--------	-------------	--------

No Games Played



VANCOUVER CANUCKS



800 Griffiths Way
 Vancouver, British Columbia, Canada V6B 6G1
 Phone: (604) 899-4600
 Website: www.nhl.com/canucks
 Team Colors: Blue, Green, Silver, White
 Inaugural Season: 1970-71
 Arena: Rogers Arena (18,870)
 Stanley Cup Titles: None
 Television: Sportsnet Pacific, Sportsnet One
 Radio: Sportsnet 650

General Manager: Patrik Allvin
 Head Coach: Rick Tocchet
 Assistant Coaches: Adam Foote, Yogi Svejkovsky
 Media & Communications Managers: Craig MacEwen, Victoria Ullrich

SERIES INFORMATION

Last Lightning Win: October 19, 2023 (Lightning 4 vs. Vancouver 3)
 Last Vancouver Win: December 12, 2023 (Lightning 1 @ Vancouver 4)
 Last Tie: December 10, 2001 (Lightning 1 @ Vancouver 1)
 Last Lightning Overtime Win: January 9, 2016 (Lightning 3 @ Vancouver 2, OT)
 Last Vancouver Overtime Win: January 21, 2004 (Lightning 4 @ Vancouver 5, OT)
 Last Lightning Shootout Win: None
 Last Vancouver Shootout Win: January 10, 2012 (Lightning 4 vs. Vancouver 5, SO)
 Last Lightning Shutout: None
 Last Vancouver Shutout: January 4, 1993 (Lightning 0 @ Vancouver 7)
 Last Lightning Win at Home: October 19, 2023 (Lightning 4 vs. Vancouver 3)
 Last Vancouver Win at Home: December 12, 2023 (Lightning 1 @ Vancouver 4)
 Last Lightning Win at Vancouver: January 18, 2023 (Lightning 5 @ Vancouver 2)
 Last Vancouver Win at Tampa Bay: October 11, 2018 (Lightning 1 vs. Vancouver 4)
 Most Goals by Lightning: 9, January 7, 2020 (Lightning 9 vs. Vancouver 2)
 Most Goals by Vancouver: 9, January 6, 1996 (Lightning 2 @ Vancouver 9)
 Most Goals by Both Teams: 11, 3x, Last: January 7, 2020 (Lightning 9 vs. Vancouver 2)
 Last Lightning Hat Trick: Steven Stamkos, January 18, 2023 (Lightning 5 @ Vancouver 2)
 Last Vancouver Hat Trick: Brock Boeser, December 12, 2023 (Lightning 1 @ Vancouver 4)

ALL-TIME SERIES

SEASON	OVERALL									HOME						ROAD									
	GP	W	L	T	OTL	PTS	GF	GA		GP	W	L	T	OTL	PTS	GF	GA	GP	W	L	T	OTL	PTS	GF	GA
2023-24	2	1	1	-	0	2	5	7		1	1	0	-	0	2	4	3	1	0	1	-	0	0	1	4
2022-23	2	2	0	-	0	4	10	6		1	1	0	-	0	2	5	4	1	1	0	-	0	2	5	2
2021-22	2	2	0	-	0	4	6	3		1	1	0	-	0	2	4	2	1	1	0	-	0	2	2	1
2020-21	-	-	-	-	-	-	-	-		-	-	-	-	-	-	-	-	-	-	-	-	-	-	-	-
2019-20	1	1	0	-	0	2	9	2		1	1	0	-	0	2	9	2	-	-	-	-	-	-	-	-
2018-19	2	1	1	-	0	2	6	6		1	0	1	-	0	0	1	4	1	1	0	-	0	2	5	2
2017-18	2	2	0	-	0	4	9	4		1	1	0	-	0	2	5	2	1	1	0	-	0	2	4	2
2016-17	2	0	2	-	0	0	3	9		1	0	1	-	0	0	1	5	1	0	1	-	0	0	2	4
2015-16	2	1	1	-	0	2	4	4		1	0	1	-	0	0	1	2	1	1	0	-	0	2	3	2
2014-15	2	2	0	-	0	4	8	3		1	1	0	-	0	2	4	1	1	1	0	-	0	2	4	2
2013-14	2	2	0	-	0	4	8	5		1	1	0	-	0	2	4	3	1	1	0	-	0	2	4	2
2012-13	-	-	-	-	-	-	-	-		-	-	-	-	-	-	-	-	-	-	-	-	-	-	-	-
2011-12	1	0	0	-	1	1	4	4		1	0	0	-	1	1	4	4	-	-	-	-	-	-	-	-
2010-11	1	1	0	-	0	2	5	4		-	-	-	-	-	-	-	-	1	1	0	-	0	2	5	4
2009-10	1	1	0	-	0	2	3	1		1	1	0	-	0	2	3	1	-	-	-	-	-	-	-	-
2008-09	1	0	1	-	0	0	1	2		-	-	-	-	-	-	-	-	1	0	1	-	0	0	1	2
2007-08	1	1	0	-	0	2	4	3		1	1	0	-	0	2	4	3	-	-	-	-	-	-	-	-
2006-07	1	0	1	-	0	0	1	5		-	-	-	-	-	-	-	-	1	0	1	-	0	0	1	5
2005-06	-	-	-	-	-	-	-	-		-	-	-	-	-	-	-	-	-	-	-	-	-	-	-	-
2004-05	-	-	-	-	-	-	-	-		-	-	-	-	-	-	-	-	-	-	-	-	-	-	-	-
2003-04	1	0	0	0	1	1	4	5		-	-	-	-	-	-	-	-	1	0	0	0	1	1	4	5
2002-03	1	0	1	0	0	0	3	5		1	0	1	0	0	0	3	5	-	-	-	-	-	-	-	-
2001-02	1	0	0	1	0	1	1	1		-	-	-	-	-	-	-	-	1	0	0	1	0	1	1	1
2000-01	1	0	1	0	0	0	4	5		1	0	1	0	0	0	4	5	-	-	-	-	-	-	-	-
1999-00	2	0	0	1	1	2	8	9		1	0	0	0	1	1	5	6	1	0	0	1	0	1	3	3
1998-99	1	1	0	0	-	2	3	2		1	1	0	0	-	2	3	2	-	-	-	-	-	-	-	-
1997-98	2	1	1	0	-	2	6	7		1	1	0	0	-	2	4	2	1	0	1	0	-	0	2	5
1996-97	2	0	2	0	-	0	4	8		1	0	1	0	-	0	2	5	1	0	1	0	-	0	2	3
1995-96	2	1	1	0	-	2	7	13		1	1	0	0	-	2	5	4	1	0	1	0	-	0	2	9
1994-95	-	-	-	-	-	-	-	-		-	-	-	-	-	-	-	-	-	-	-	-	-	-	-	-
1993-94	2	0	2	0	-	0	3	6		1	0	1	0	-	0	2	3	1	0	1	0	-	0	1	3
1992-93	3	0	3	0	-	0	5	16		1	0	1	0	-	0	3	5	2	0	2	0	-	0	2	11
TOTALS	43	20	18	2	3	45	134	145		22	12	8	0	2	26	80	73	21	8	10	2	1	19	54	72

2023-24 SEASON SUMMARY

WON: 1 LOST: 1 OT: 0

AT TAMPA BAY LIGHTNING

DATE	TEAM	OPPONENT	ATTEND	GOALTENDERS	W GOAL
Oct 19, 2023	Lightning 4	Canucks 3	19,092	Johansson vs. Demko	Nikita Kucherov

AT VANCOUVER CANUCKS

DATE	TEAM	OPPONENT	ATTEND	GOALTENDERS	W GOAL
Dec 12, 2023	Lightning 1	Canucks 4	18,792	Vasilevskiy vs. Demko	Brock Boeser

INDIVIDUAL SCORING

TAMPA BAY LIGHTNING

Player	GP	G	A	P	+/-	PIM
Nikita Kucherov	2	2	0	2	-1	0
Nicholas Paul	2	1	1	2	0	0
Brayden Point	2	1	1	2	-3	0
Brandon Hagel	2	0	2	2	-2	0
Michael Eyssimont	2	1	0	1	1	2
Steven Stamkos	2	0	1	1	-2	0
Conor Sheary	1	0	1	1	1	0
Darren Raddysh	2	0	1	1	-1	0
Mikhail Sergachev	2	0	1	1	-2	0
Nick Perbix	2	0	1	1	0	0
Victor Hedman	1	0	0	0	-1	0
Calvin de Haan	2	0	0	0	1	0
Luke Glendening	2	0	0	0	-1	0
Tyler Motte	1	0	0	0	0	0
Haydn Fleury	1	0	0	0	-1	0
Erik Cernak	2	0	0	0	-2	4
Anthony Cirelli	2	0	0	0	1	0
Tanner Jeannot	2	0	0	0	-2	5
Alex Barré-Boulet	2	0	0	0	-1	0
Mitchell Chaffee	1	0	0	0	-1	0
Waltteri Merela	1	0	0	0	0	0

Power Play: 2-6 (33.3%)
 Penalty Kill: 1-3 (66.7%)

GOALTENDING

TAMPA BAY LIGHTNING

PLAYER	GP	W	L	OT	SA	SVS	SV%	GAA
Jonas Johansson	1	1	0	0	29	26	0.897	3
Andrei Vasilevskiy	1	0	1	0	21	18	0.857	3.07

VEGAS GOLDEN KNIGHTS



3780 S Las Vegas Blvd.

Las Vegas, NV 89158

Phone: (702) 790-2663

Website: www.nhl.com/goldenknights

Team Colors: Steel Grey, Gold, Red, Black

Inaugural Season: 2017-18

Arena: T-Mobile Arena (17,367)

Stanley Cup Titles: 2023

Television: Scripps Sports

Radio: FOX Sports 98.9 FM/1340 AM

General Manager Kelly McCrimmon

Head Coach Bruce Cassidy

Assistant Coaches John Stevens,

Dominique Ducharme,

Joel Ward

Media & Communications Manager Nate Ewell,

Garrett Calloway,

India Shay

SERIES INFORMATION

Last Lightning Win: March 19, 2024 (Lightning 5 @ Vegas 3)

Last Vegas Win: March 9, 2023 (Lightning 3 vs. Vegas 4, OT)

Last Tie: None

Last Lightning Overtime Win: None

Last Vegas Overtime Win: March 9, 2023 (Lightning 3 vs. Vegas 4, OT)

Last Lightning Shootout Win: None

Last Vegas Shootout Win: January 29, 2022 (Lightning 2 vs. Vegas 3, SO)

Last Lightning Shutout: None

Last Vegas Shutout: None

Last Lightning Win at Home: December 21, 2023 (Lightning 5 vs. Vegas 4)

Last Vegas Win at Home: February 18, 2023 (Lightning 4 @ Vegas 5)

Last Lightning Win at Vegas: March 19, 2024 (Lightning 5 @ Vegas 3)

Last Vegas Win at Tampa Bay: March 9, 2023 (Lightning 3 vs. Vegas 4, OT)

Most Goals by Lightning: 5, 2x, Last: March 19, 2024 (Lightning 5 @ Vegas 3)

Most Goals by Vegas: 5, 2x, Last: February 18, 2023 (Lightning 4 @ Vegas 5)

Most Goals by Both Teams: 9, 2x, Last: December 21, 2023 (Lightning 5 vs. Vegas 4)

Last Lightning Hat Trick: None

Last Vegas Hat Trick: None

ALL-TIME SERIES

SEASON	OVERALL							HOME						ROAD										
	GP	W	L	T	OTL	PTS	GF	GA	GP	W	L	T	OTL	PTS	GF	GA	GP	W	L	T	OTL	PTS	GF	GA
2023-24	2	2	0	-	0	4	10	7	1	1	0	-	0	2	5	4	1	1	0	-	0	2	5	3
2022-23	2	0	1	-	1	1	7	9	1	0	0	-	1	1	3	4	1	0	1	-	0	0	4	5
2021-22	2	1	0	-	1	3	6	5	1	0	0	-	1	1	2	2	1	1	0	-	0	2	4	3
2020-21	-	-	-	-	-	-	-	-	-	-	-	-	-	-	-	-	-	-	-	-	-	-	-	-
2019-20	2	1	1	-	0	2	7	7	1	1	0	-	0	2	4	2	1	0	1	-	0	0	3	5
2018-19	2	1	0	-	1	3	5	4	1	0	0	-	1	1	2	2	1	1	0	-	0	2	3	2
2017-18	2	0	2	-	0	0	4	8	1	0	1	-	0	0	1	4	1	0	1	-	0	0	3	4
TOTALS	12	5	4	-	3	13	39	40	6	2	1	-	3	7	17	18	6	3	3	-	0	6	22	22

INDIVIDUAL SCORING

TAMPA BAY LIGHTNING

Player	GP	G	A	P	+/-	PIM
Nikita Kucherov	2	2	5	7	2	2
Brayden Point	2	4	1	5	1	0
Nicholas Paul	2	1	2	3	2	0
Steven Stamkos	2	0	3	3	0	0
Victor Hedman	2	0	3	3	4	2
Anthony Duclair	1	1	0	1	-1	0
Anthony Cirelli	2	1	0	1	1	0
Alex Barré-Boulet	1	1	0	1	1	0
Conor Sheary	2	0	1	1	1	2
Darren Raddysh	2	0	1	1	-2	0
Erik Cernak	2	0	1	1	1	0
Brandon Hagel	2	0	1	1	0	7
Calvin de Haan	2	0	0	0	-2	0
Luke Glendening	2	0	0	0	-1	0
Mathew Dumba	1	0	0	0	0	2
Tyler Motte	2	0	0	0	0	0
Haydn Fleury	1	0	0	0	0	2
Michael Eyssimont	2	0	0	0	-2	5
Tanner Jeannot	2	0	0	0	-2	0
Nick Perbix	2	0	0	0	1	0

Power Play: 3-8 (37.5%)

Penalty Kill: 6-7 (85.7%)

GOALTENDING

TAMPA BAY LIGHTNING

PLAYER	GP	W	L	OT	SO	SA	SVS	SV%	GAA
Andrei Vasilevskiy	2	2	0	0	0	61	54	.885	3.50

2023-24 SEASON SUMMARY

WON: 2 LOST: 0 OT: 1

AT TAMPA BAY LIGHTNING

DATE	TEAM	OPPONENT	ATTEND	GOALTENDERS	W GOAL
Dec 21, 2023	Lightning 5	Golden Knights 4	19,092	Vasilevskiy vs. Patera	Nick Paul

AT VEGAS GOLDEN KNIGHTS

DATE	TEAM	OPPONENT	ATTEND	GOALTENDERS	W GOAL
Mar 19, 2024	Lightning 5	Golden Knights 3	17,789	Vasilevskiy vs. Hill	Brayden Point

WASHINGTON CAPITALS



WASHINGTON CAPITALS

601 F Street NW
Washington, D.C., 20004
Phone: (202) 266-2200
Website: www.nhl.com/capitals
Team Colors: Red, Navy, White
Inaugural Season: 1974-75
Arena: Capital One Arena (18,573)
Stanley Cup Titles: 2018
Television: Monumental Sports Network
Radio: Capitals Radio Network

General Manager: Brian MacLellan
Head Coach: Spencer Carbery
Assistant Coaches: Scott Allen, Mitch Love, Kirk Muller, Kenny McCudden
Media & Communications Managers: Sergey Kocharov, Megan Eichenberg, Chase Pyke, Alex D'Agostino

SERIES INFORMATION

Last Lightning Win: December 23, 2023 (Lightning 2 vs. Washington 1, SO)
Last Washington Win: April 13, 2024 (Lightning 2 @ Washington 4)
Last Tie: October 23, 2001 (Lightning 1 vs. Washington 1)
Last Lightning Overtime Win: October 16, 2021 (Lightning 2 @ Washington 1, OT)
Last Washington Overtime Win: November 29, 2019 (Lightning 3 @ Washington 4, OT)
Last Lightning Shootout Win: December 23, 2023 (Lightning 2 vs. Washington 1, SO)
Last Washington Shootout Win: December 10, 2013 (Lightning 5 @ Washington 6, SO)
Last Lightning Shutout: April 13, 2014 (Lightning 1 @ Washington 0, SO)
Last Washington Shutout: December 23, 2016 (Lightning 0 @ Washington 4)
Last Lightning Win at Home: March 30, 2023 (Lightning 5 vs. Washington 1)
Last Washington Win at Home: April 13, 2024 (Lightning 2 @ Washington 4)
Last Lightning Win at Washington: December 23, 2023 (Lightning 2 vs. Washington 1, SO)
Last Washington Win at Tampa Bay: February 22, 2024 (Lightning 3 vs. Washington 5)
Most Goals by Lightning: 7, January 12, 2010 (Lightning 7 vs. Washington 4)
Most Goals by Washington: 10, February 3, 1999 (Lightning 1 @ Washington 10)
Most Goals by Both Teams: 11, 5x, Last: December 10, 2013 (Lightning 5 @ Washington 6, SO)
Last Lightning Hat Trick: Alex Killorn, March 16, 2019 (Lightning 6 vs. Washington 3)
Last Washington Hat Trick: T.J. Oshie, March 18, 2017 (Lightning 3 vs. Washington 5)

2023-24 SEASON SUMMARY

WON: 1 LOST: 2 OT: 0

AT TAMPA BAY LIGHTNING

DATE	TEAM	OPPONENT	ATTEND	GOALTENDERS	W GOAL
Feb 22, 2024	Lightning 3	Capitals 5	19,092	Vasilevskiy vs. Lindgren	Rasmus Sandin

AT WASHINGTON CAPITALS

DATE	TEAM	OPPONENT	ATTEND	GOALTENDERS	W GOAL
Dec 23, 2023	Lightning 2	Capitals 1	18,573	Vasilevskiy vs. Lindgren	Victor Hedman**
Apr 13, 2024	Lightning 2	Capitals 4	19,092	Vasilevskiy vs. Lindgren	John Carlson

*-Overtime **-Shootout

ALL-TIME SERIES

SEASON	OVERALL								HOME								ROAD							
	GP	W	L	T	OTL	PTS	GF	GA	GP	W	L	T	OTL	PTS	GF	GA	GP	W	L	T	OTL	PTS	GF	GA
2023-24	3	1	2	-	0	2	6	10	1	0	1	-	0	0	3	5	2	1	1	-	0	2	3	5
2022-23	3	2	1	-	0	4	12	9	2	2	0	-	0	4	11	4	1	0	1	-	0	0	1	5
2021-22	3	2	1	-	0	4	8	7	1	1	0	-	0	2	3	2	2	1	1	-	0	2	5	5
2020-21	-	-	-	-	-	-	-	-	-	-	-	-	-	-	-	-	-	-	-	-	-	-	-	-
2019-20	3	0	2	-	1	1	6	12	1	0	1	-	0	0	2	5	2	0	1	-	1	1	4	7
2018-19	3	2	1	-	0	4	14	13	2	1	1	-	0	2	9	9	1	1	0	-	0	2	5	4
2017-18	3	2	1	-	0	4	9	8	1	1	0	-	0	2	4	3	2	1	1	-	0	2	5	5
2016-17	3	1	2	-	0	2	4	10	2	1	1	-	0	2	4	6	1	0	1	-	0	0	0	4
2015-16	3	0	3	-	0	0	6	11	1	0	1	-	0	0	1	2	2	0	2	-	0	0	5	9
2014-15	3	1	2	-	0	2	9	12	2	1	1	-	0	2	7	8	1	0	1	-	0	0	2	4
2013-14	3	1	1	-	1	3	8	9	1	0	1	-	0	0	3	4	2	1	0	-	1	3	5	5
2012-13	4	1	2	-	1	3	16	17	2	1	1	-	0	2	9	7	2	0	1	-	1	1	7	10
2011-12	6	3	1	-	2	8	20	18	3	3	0	-	0	6	10	6	3	0	1	-	2	2	10	12
2010-11	6	2	3	-	1	5	10	18	3	1	1	-	1	3	6	10	3	1	2	-	0	2	4	12
2009-10	6	2	4	-	0	4	17	20	3	1	2	-	0	2	8	10	3	1	2	-	0	2	9	10
2008-09	6	0	6	-	0	0	14	30	3	0	3	-	0	0	5	14	3	0	3	-	0	0	9	16
2007-08	8	2	5	-	1	5	23	26	4	1	2	-	1	3	12	12	4	1	3	-	0	2	11	14
2006-07	8	6	2	-	0	12	30	32	4	3	1	-	0	6	14	13	4	3	1	-	0	6	16	19
2005-06	8	4	2	-	2	10	23	19	4	3	1	-	0	6	14	9	4	1	1	-	2	4	9	10
2004-05	DID NOT PLAY																							
2003-04	6	4	2	0	0	8	21	15	3	2	1	0	0	4	9	8	3	2	1	0	0	4	12	7
2002-03	5	2	3	0	0	4	9	14	3	2	1	0	0	4	7	8	2	0	2	0	0	0	2	6
2001-02	5	0	4	1	0	1	7	15	2	0	1	1	0	1	3	5	3	0	3	0	0	0	4	10
2000-01	5	1	4	0	0	2	11	16	3	1	2	0	0	2	9	10	2	0	2	0	0	0	2	6
1999-00	5	0	5	0	0	0	10	25	2	0	2	0	0	0	5	10	3	0	3	0	0	0	5	15
1998-99	5	2	3	0	-	4	13	27	3	1	2	0	-	2	7	15	2	1	1	0	-	2	6	12
1997-98	5	3	2	0	-	6	16	15	2	1	1	0	-	2	7	5	3	2	1	0	-	4	9	10
1996-97	5	1	4	0	-	2	12	17	3	1	2	0	-	2	6	6	2	0	2	0	-	0	6	11
1995-96	6	2	2	2	-	6	9	11	3	1	1	1	-	3	6	7	3	1	1	1	-	3	3	4
1994-95	4	0	3	1	-	1	4	11	2	0	2	0	-	0	2	7	2	0	1	1	-	1	2	4
1993-94	5	1	3	1	-	3	13	21	2	0	2	0	-	0	1	7	3	1	1	1	-	3	12	14
1992-93	2	0	1	1	-	1	5	7	1	0	1	0	-	0	3	5	1	0	0	1	-	1	2	2
TOTALS	140	48	77	6	9	111	365	475	69	29	36	2	2	62	190	218	71	19	41	4	7	49	175	257

INDIVIDUAL SCORING

TAMPA BAY LIGHTNING

Player	GP	G	A	P	+/-	PIM
Brandon Hagel	3	2	0	2	-1	2
Brayden Point	3	0	2	2	-2	0
Luke Glendening	3	1	0	1	1	0
Tyler Motte	2	1	0	1	-1	0
Anthony Duclair	1	1	0	1	0	0
Nicholas Paul	3	1	0	1	0	2
Steven Stamkos	3	0	1	1	-1	4
Victor Hedman	3	0	1	1	-2	0
Calvin de Haan	2	0	1	1	0	0
Nikita Kucherov	3	0	1	1	-3	0
Conor Sheary	3	0	1	1	0	0
Darren Raddysh	3	0	1	1	-1	0
Anthony Cirelli	3	0	1	1	-2	0
Nick Perbix	3	0	1	1	1	0
Mathew Dumba	1	0	0	0	-2	0
Haydn Fleury	2	0	0	0	-1	0
Erik Cernak	2	0	0	0	2	0
Michael Eyssimont	3	0	0	0	-1	9
Tanner Jeannot	2	0	0	0	0	2
Alex Barré-Boulet	1	0	0	0	-1	0
Cole Koepke	1	0	0	0	0	0
Mitchell Chaffee	2	0	0	0	0	0
Emil Lilleberg	2	0	0	0	-2	0

Power Play: 0-6 (0%)

Penalty Kill: 7-8 (87.5%)

GOALTENDING

TAMPA BAY LIGHTNING

PLAYER	GP	W	L	OT	SA	SVS	SV%	GAA
Andrei Vasilevskiy	3	1	2	0	91	82	.901	2.98

WINNIPEG JETS



300 Portage Avenue
 Winnipeg, Manitoba, Canada R3C 5S4
 Phone: (204) 987-7825
 Website: www.nhl.com/jets
 Team Colors: Navy, Blue, Silver, White
 Inaugural Season: 1999-00 (Relocated from Atlanta in 2011)
 Arena: Canada Life Centre (15,325)
 Stanley Cup Titles: None
 Television: TSN
 Radio: 680 CJOB (680 AM)

General Manager: Kevin Cheveldayoff
 Head Coach: Scott Arniel
 Associate/Assistant Coaches: Dean Chynoweth, Davis Payne, Marty Johnston, Wade Flaherty
 Media & Communications Manager: Scott Brown, Greger Buer, Scott Unger

SERIES INFORMATION

Last Lightning Win: April 16, 2022 (Lightning 7 vs. Winnipeg 4)
 Last Winnipeg Win: January 2, 2024 (Lightning 2 @ Winnipeg 4)
 Last Tie: February 14, 2003 (Lightning 2 @ Atlanta 2)
 Last Lightning Overtime Win: December 9, 2017 (Lightning 4 vs. Winnipeg 3, OT)
 Last Winnipeg Overtime Win: November 22, 2023 (Lightning 2 vs. Winnipeg 3, OT)
 Last Lightning Shootout Win: February 18, 2016 (Lightning 6 vs. Winnipeg 5, SO)
 Last Winnipeg Shootout Win: April 16, 2013 (Lightning 3 @ Winnipeg 4, SO)
 Last Lightning Shutout: October 29, 2011 (Lightning 1 vs. Winnipeg 0)
 Last Winnipeg Shutout: March 31, 2008 (Lightning 0 vs. Atlanta 2)
 Last Lightning Win at Home: April 16, 2022 (Lightning 7 vs. Winnipeg 4)
 Last Winnipeg Win at Home: January 2, 2024 (Lightning 2 @ Winnipeg 4)
 Last Lightning Win at Winnipeg: January 17, 2020 (Lightning 7 @ Winnipeg 1)
 Last Winnipeg Win at Tampa Bay: November 22, 2023 (Lightning 2 vs. Winnipeg 3, OT)
 Most Goals by Lightning: 8, 4x, Last: February 1, 2013 (Lightning 8 vs. Winnipeg 3)
 Most Goals by Winnipeg: 7, March 8, 2022 (Lightning 4 @ Winnipeg 7)
 Most Goals by Both Teams: 13, October 18, 2002 (Lightning 8 vs. Atlanta 5)
 Last Lightning Hat Trick: Anthony Cirelli, January 17, 2020 (Lightning 7 @ Winnipeg 1)
 Last Winnipeg Hat Trick: Ilya Kovalchuk, November 3, 2007 (Lightning 4 vs. Atlanta 6)

2023-24 SEASON SUMMARY

WON: 0 LOST: 1 OT: 1

AT TAMPA BAY LIGHTNING

DATE	TEAM	OPPONENT	ATTEND	GOALTENDERS	W GOAL
Nov 22, 2023	Lightning 2	Jets 3	19,092	Johansson vs. Hellebuyck	Adam Lowry*

AT WINNIPEG JETS

DATE	TEAM	OPPONENT	ATTEND	GOALTENDERS	W GOAL
Jan 2, 2024	Lightning 2	Jets 4	14,157	Vasilevskiy vs. Hellebuyck	Nikolaj Ehlers

*-Overtime **-Shootout

ALL-TIME SERIES

SEASON	OVERALL							HOME							ROAD									
	GP	W	L	T	OTL	PTS	GF	GA	GP	W	L	T	OTL	PTS	GF	GA	GP	W	L	T	OTL	PTS	GF	GA
2023-24	2	0	1	-	1	1	4	7	1	0	0	-	1	1	2	3	1	0	1	-	0	0	2	4
2022-23	2	0	2	-	0	0	4	7	1	0	1	-	0	0	2	3	1	0	1	-	0	0	2	4
2021-22	2	1	1	-	0	2	11	11	1	1	0	-	0	2	7	4	1	0	1	-	0	0	4	7
2020-21	-	-	-	-	-	-	-	-	-	-	-	-	-	-	-	-	-	-	-	-	-	-	-	-
2019-20	2	1	1	-	0	2	10	5	1	0	1	-	0	0	3	4	1	1	0	-	0	2	7	1
2018-19	2	1	0	-	1	3	9	7	1	1	0	-	0	2	5	2	1	0	0	-	1	1	4	5
2017-18	2	1	1	-	0	2	5	6	1	1	0	-	0	2	4	3	1	0	1	-	0	0	1	3
2016-17	2	1	1	-	0	2	8	7	1	0	1	-	0	0	4	6	1	1	0	-	0	2	4	1
2015-16	2	2	0	-	0	4	9	8	1	1	0	-	0	2	5	5	1	1	0	-	0	2	4	3
2014-15	2	1	1	-	0	2	5	4	1	0	1	-	0	0	1	2	1	1	0	-	0	2	4	2
2013-14	2	1	0	-	1	3	5	4	1	0	0	-	1	1	1	2	1	1	0	-	0	2	4	2
2012-13	4	1	2	-	1	3	14	11	2	1	1	-	0	2	9	5	2	0	1	-	1	1	5	6
2011-12	6	3	2	-	1	7	14	16	3	2	0	-	1	5	5	4	3	1	2	-	0	2	9	12
2010-11	6	6	0	-	0	12	23	11	3	3	0	-	0	6	13	5	3	3	0	-	0	6	10	6
2009-10	6	5	1	-	0	10	20	16	3	3	0	-	0	6	11	6	3	2	1	-	0	4	9	10
2008-09	6	2	3	-	1	5	16	19	3	1	1	-	1	3	7	8	3	1	2	-	0	2	9	11
2007-08	8	2	4	-	2	6	22	28	4	2	2	-	0	4	15	12	4	0	2	-	2	2	7	16
2006-07	8	5	2	-	1	11	26	16	4	3	1	-	0	6	16	6	4	2	1	-	1	5	10	10
2005-06	8	5	3	-	0	10	25	24	4	2	2	-	0	4	12	17	4	3	1	-	0	6	13	7
2004-05	DID NOT PLAY																							
2003-04	6	3	3	0	0	6	15	13	3	2	1	0	0	4	9	6	3	1	2	0	0	2	6	7
2002-03	5	2	1	1	1	6	16	16	3	2	0	0	1	5	12	8	2	0	1	1	0	1	4	8
2001-02	5	2	1	2	0	6	18	14	2	2	0	0	0	4	9	4	3	0	1	2	0	2	9	10
2000-01	5	3	2	0	0	6	20	14	3	2	1	0	0	4	13	6	2	1	1	0	0	2	7	8
1999-00	5	1	3	1	0	3	14	20	2	1	0	1	0	3	6	5	3	0	3	0	0	0	8	15
TOTALS	98	49	35	4	10	112	313	284	49	30	13	1	5	66	171	126	49	19	22	3	5	46	142	158

INDIVIDUAL SCORING

TAMPA BAY LIGHTNING

Player	GP	G	A	P	+/-	PIM
Nikita Kucherov	2	1	2	3	-1	2
Victor Hedman	2	0	3	3	-2	0
Steven Stamkos	2	2	0	2	-2	2
Brayden Point	2	1	1	2	-2	0
Brandon Hagel	2	0	1	1	-1	0
Calvin de Haan	2	0	0	0	-3	0
Austin Watson	2	0	0	0	0	0
Luke Glendening	2	0	0	0	0	0
Tyler Motte	2	0	0	0	-2	0
Nicholas Paul	2	0	0	0	-1	0
Conor Sheary	1	0	0	0	-3	0
Darren Raddysh	2	0	0	0	0	0
Erik Cernak	1	0	0	0	0	0
Anthony Cirelli	2	0	0	0	-3	0
Philippe Myers	1	0	0	0	-2	0
Mikhail Sergachev	1	0	0	0	0	2
Michael Eyssimont	2	0	0	0	0	0
Tanner Jeannot	2	0	0	0	-1	0
Alex Barré-Boulet	1	0	0	0	0	0
Nick Perbix	2	0	0	0	-1	2
Cole Koepke	1	0	0	0	0	0

Power Play: 3-4 (75%)

Penalty Kill: 4-5 (80%)

GOALTENDING

TAMPA BAY LIGHTNING

PLAYER	GP	W	L	OT	SA	SVS	SV%	GAA
Jonas Johansson	1	0	0	1	32	29	0.906	2.92
Andrei Vasilevskiy	1	0	1	0	27	24	0.889	3.06



HISTORY & RECORDS

SEASON RECORDS

OVERALL

SEASON	GP	W	L	T	OTL	PTS	PCT	GF	GA	FINISH, PLAYOFF RESULT
2023-24	82	45	29	-	8	98	.598	291	268	4th, Atlantic, Conf. Quarterfinals
2022-23	82	46	30	-	6	98	.598	280	252	3rd, Atlantic, Conf. Quarterfinals
2021-22	82	51	23	-	8	110	.671	285	228	3rd, Atlantic, Stanley Cup Final
2020-21	56	36	17	-	3	75	.670	180	145	3rd, Central, Won Stanley Cup
2019-20	70	43	21	-	6	92	.657	243	194	2nd, Atlantic, Won Stanley Cup
2018-19	82	62	16	-	4	128	.780	319	221	1st, Atlantic, Conf. Quarterfinals
2017-18	82	54	23	-	5	113	.689	290	234	1st, Atlantic, Conf. Finals
2016-17	82	42	30	-	10	94	.573	230	224	5th, Atlantic, Out of Playoffs
2015-16	82	46	31	-	5	97	.591	227	201	2nd, Atlantic, Conf. Finals
2014-15	82	50	24	-	8	108	.659	262	211	2nd, Atlantic, Stanley Cup Final
2013-14	82	46	27	-	9	101	.616	240	215	2nd, Atlantic, Conf. Quarterfinals
2012-13	48	18	26	-	4	40	.417	148	150	4th, Southeast, Out of Playoffs
2011-12	82	38	36	-	8	84	.512	235	281	3rd, Southeast, Out of Playoffs
2010-11	82	46	25	-	11	103	.628	247	240	2nd, Southeast, Conf. Finals
2009-10	82	=34	36	-	12	80	.488	217	260	4th, Southeast, Out of Playoffs
2008-09	82	24	40	-	18	66	.402	210	279	5th, Southeast, Out of Playoffs
2007-08	82	31	42	-	9	71	.433	223	267	5th, Southeast, Out of Playoffs
2006-07	82	44	33	-	5	93	.567	253	261	2nd, Southeast, Conf. Quarterfinals
2005-06	82	43	33	-	6	92	.561	252	260	2nd, Southeast, Conf. Quarterfinals
2004-05						DID NOT PLAY				
2003-04	82	46	22	8	6	106	.646	245	192	1st, Southeast, Won Stanley Cup
2002-03	82	36	25	16	5	93	.567	219	210	1st, Southeast, Conf. Semifinals
2001-02	82	27	40	11	4	69	.421	178	219	3rd, Southeast, Out of Playoffs
2000-01	82	24	47	6	5	59	.360	201	280	5th, Southeast, Out of Playoffs
1999-00	82	19	47	9	7	54	.329	204	310	4th, Southeast, Out of Playoffs
1998-99	82	19	54	9	-	47	.287	179	292	4th, Southeast, Out of Playoffs
1997-98	82	17	55	10	-	44	.268	151	269	7th, Atlantic, Out of Playoffs
1996-97	82	32	40	10	-	74	.451	217	247	6th, Atlantic, Out of Playoffs
1995-96	82	38	32	12	-	88	.537	238	248	5th, Atlantic, Conf Quarterfinals
1994-95	48	17	28	3	-	37	.385	120	144	6th, Atlantic, Out of Playoffs
1993-94	84	30	43	11	-	71	.423	224	251	7th, Atlantic, Out of Playoffs
1992-93	84	23	54	7	-	53	.315	245	332	6th, Norris, Out of Playoffs
TOTALS	2,358	1,082	1,000	112	164	2,440	.517	6,713	7,067	

HOME

SEASON	GP	W	L	T	OTL	PTS	PCT
2023-24	41	25	11	-	5	55	.671
2022-23	41	28	8	-	5	61	.744
2021-22	41	27	8	-	6	60	.732
2020-21	28	21	7	-	0	42	.750
2019-20	34	22	10	-	2	46	.676
2018-19	41	32	7	-	2	66	.805
2017-18	41	29	10	-	2	60	.732
2016-17	41	23	14	-	4	50	.610
2015-16	41	25	13	-	3	53	.646
2014-15	41	32	8	-	1	65	.793
2013-14	41	25	10	-	6	56	.683
2012-13	24	12	10	-	2	26	.542
2011-12	41	25	14	-	2	52	.634
2010-11	41	25	11	-	5	55	.671
2009-10	41	21	14	-	6	48	.585
2008-09	41	12	18	-	11	35	.427
2007-08	41	20	18	-	3	43	.524
2006-07	41	22	18	-	1	45	.549
2005-06	41	25	14	-	2	52	.634
2004-05						DID NOT PLAY	
2003-04	41	24	10	4	3	55	.671
2002-03	41	22	9	7	3	54	.659
2001-02	41	16	17	5	3	40	.488
2000-01	41	17	19	3	2	39	.476
1999-00	41	13	20	4	4	34	.415
1998-99	41	12	25	4	-	28	.341
1997-98	41	11	23	7	-	29	.354
1996-97	41	15	18	8	-	38	.463
1995-96	41	22	14	5	-	49	.598
1994-95	24	10	14	0	-	20	.417
1993-94	42	14	22	6	-	34	.405
1992-93	42	12	27	3	-	27	.321
TOTALS	1,178	614	430	56	78	1,362	.578

AWAY

SEASON	GP	W	L	T	OTL	PTS	PCT
2023-24	41	20	18	-	3	43	.524
2022-23	41	18	22	-	1	37	.451
2021-22	41	24	15	-	2	50	.610
2020-21	28	15	10	-	3	33	.589
2019-20	36	21	11	-	4	46	.639
2018-19	41	30	9	-	2	62	.756
2017-18	41	25	13	-	3	53	.646
2016-17	41	19	16	-	6	44	.537
2015-16	41	21	18	-	2	44	.537
2014-15	41	18	16	-	7	43	.524
2013-14	41	21	17	-	3	45	.549
2012-13	24	6	16	-	2	14	.292
2011-12	41	13	22	-	6	32	.390
2010-11	41	21	14	-	6	48	.585
2009-10	41	13	22	-	6	32	.390
2008-09	41	12	22	-	7	31	.378
2007-08	41	11	24	-	6	28	.341
2006-07	41	22	15	-	4	48	.585
2005-06	41	18	19	-	4	40	.488
2004-05						DID NOT PLAY	
2003-04	41	22	12	4	3	51	.622
2002-03	41	14	16	9	2	39	.476
2001-02	41	11	23	6	1	29	.354
2000-01	41	7	28	3	3	20	.244
1999-00	41	6	27	5	3	20	.244
1998-99	41	7	29	5	-	19	.232
1997-98	41	6	32	3	-	15	.183
1996-97	41	17	22	2	-	36	.439
1995-96	41	16	18	7	-	39	.476
1994-95	24	7	14	3	-	17	.354
1993-94	42	16	21	5	-	37	.440
1992-93	42	11	27	4	-	26	.310
TOTALS	1,180	468	570	56	86	1,078	.457

AGAINST EASTERN CONFERENCE

SEASON	GP	W	L	T	OTL	PTS	PCT
2023-24	50	26	19	-	5	57	.570
2022-23	50	25	22	-	3	53	.530
2021-22	50	29	16	-	5	63	.630
2020-21	NO CONFERENCES FOR 2020-21 SEASON						
2019-20	43	28	12	-	3	59	.686
2018-19	52	44	8	-	0	88	.846
2017-18	52	33	14	-	5	71	.683
2016-17	54	30	18	-	6	66	.611
2015-16	54	30	21	-	3	63	.583
2014-15	54	34	15	-	5	73	.676
2013-14	54	32	16	-	6	70	.648
2012-13	48	18	26	-	4	40	.417
2011-12	64	29	29	-	6	64	.500
2010-11	64	36	19	-	9	81	.633
2009-10	64	28	29	-	7	63	.492
2008-09	64	18	31	-	15	51	.398
2007-08	72	27	36	-	9	63	.438
2006-07	72	39	29	-	4	82	.569
2005-06	72	36	30	-	6	78	.542
2004-05	DID NOT PLAY						
2003-04	64	38	19	5	2	83	.648
2002-03	60	26	18	12	4	68	.567
2001-02	60	15	33	9	3	42	.350
2000-01	60	19	32	5	4	47	.392
1999-00	59	14	35	5	5	38	.322
1998-99	57	12	37	8	-	32	.291
1997-98	56	10	38	8	-	28	.264
1996-97	56	20	27	7	-	47	.435
1995-96	56	25	23	8	-	58	.518
1994-95	46	17	26	3	-	37	.402
1993-94	58	20	29	9	-	49	.454
1992-93	26	7	16	3	-	17	.327
TOTALS	1,641	739	704	82	114	1,674	.510

AGAINST OWN DIVISION

SEASON	GP	W	L	T	OTL	PTS	PCT
2023-24	26	12	9	-	5	29	.558
2022-23	26	12	13	-	1	25	.481
2021-22	26	15	8	-	3	33	.635
2020-21	56	36	17	-	3	75	.670
2019-20	24	18	5	-	1	37	.771
2018-19	28	23	5	-	0	46	.821
2017-18	28	18	8	-	2	38	.679
2016-17	30	19	7	-	4	42	.700
2015-16	30	15	12	-	3	33	.550
2014-15	30	21	5	-	4	46	.767
2013-14	30	19	8	-	3	41	.683
2012-13	18	9	6	-	3	21	.583
2011-12	24	13	7	-	4	30	.625
2010-11	24	14	6	-	4	32	.667
2009-10	24	13	10	-	1	27	.563
2008-09	24	5	15	-	4	14	.292
2007-08	32	12	17	-	3	27	.422
2006-07	32	19	11	-	2	40	.625
2005-06	32	16	11	-	5	37	.578
2004-05	DID NOT PLAY						
2003-04	24	13	8	3	0	29	.604
2002-03	20	10	4	5	1	26	.650
2001-02	20	7	10	3	0	17	.425
2000-01	20	9	8	0	3	21	.525
1999-00	20	2	15	3	0	7	.175
1998-99	15	2	10	3	-	7	.233
1997-98	31	7	20	4	-	18	.290
1996-97	31	14	12	5	-	33	.532
1995-96	32	13	13	6	-	32	.500
1994-95	24	7	14	3	-	17	.354
1993-94	26	5	16	5	-	15	.288
1992-93	37	7	26	4	-	18	.243
TOTALS	818	393	327				

RECORD BY MONTH

SEASON	OCT	NOV	DEC	JAN	FEB	MAR	APR	MAY	
2023-24	4-2-3	6-7-2	8-6-0	9-3-0	5-6-1	9-1-1	4-4-1	-	
2022-23	5-4-0	8-4-1	10-3-0	9-4-0	5-4-3	7-7-2	2-4-0	-	
2021-22	4-3-1	8-2-3	9-2-1	8-3-1	5-1-0	8-7-0	9-5-2	-	
2020-21	-	-	-	4-1-1	10-3-0	10-5-1	10-5-0	2-3-1	
2019-20	6-4-2	6-5-1	9-4-1	10-2-1	10-4-0	2-2-1	-	-	
2018-19	8-2-1	10-5-0	13-0-1	6-4-0	12-1-2	10-3-0	3-1-0	-	
2017-18	10-2-1	7-4-1	11-2-0	6-5-1	9-4-1	9-5-0	2-1-1	-	
2016-17	5-4-0	8-6-1	6-5-3	3-8-2	6-2-2	10-4-1	4-1-1	-	
2015-16	5-5-2	6-6-1	7-5-1	9-2-0	10-4-0	7-6-1	2-3-0	-	
2014-15	7-3-1	9-3-1	8-5-2	8-4-0	6-4-2	9-5-1	3-0-1	-	
2013-14	8-4-0	8-5-1	7-3-3	8-6-1	2-3-0	8-4-4	5-2-0	-	
2012-13	-	-	-	5-1-0	4-9-1	6-8-0	3-8-3	-	
2011-12	5-4-2	6-7-0	6-6-1	5-6-1	7-5-2	7-7-1	2-1-1	-	
2010-11	7-2-1	7-6-2	8-3-2	9-4-0	6-3-2	5-6-4	4-1-0	-	
2009-10	4-3-4	6-4-4	5-8-2	7-6-1	4-3-0	5-10-1	3-2-0	-	
2008-09	3-3-3	3-7-4	4-6-3	7-7-0	3-7-2	4-6-5	0-4-1	-	
2007-08	5-5-1	5-8-1	5-8-1	6-5-2	5-5-2	5-8-2	0-3-0	-	
2006-07	5-6-0	8-5-2	5-8-0	9-4-0	9-2-2	7-7-0	1-1-1	-	
2005-06	7-3-2	7-7-1	5-7-0	9-4-1	4-2-0	7-6-1	4-4-1	-	
2004-05				DID NOT PLAY					
2003-04	6-0-1-0	5-4-3-1	4-9-2-0	11-3-0-2	9-1-1-2	10-4-1-1	1-1-0-0	-	
2002-03	7-1-2-0	5-6-1-1	5-6-2-2	5-6-2-1	5-3-3-1	8-1-6-0	1-2-0-0	-	
2001-02	4-6-1-0	6-6-0-1	5-6-2-1	4-9-2-0	1-3-1-1	5-5-4-1	2-5-1-0	-	
2000-01	2-6-1-1	6-5-1-1	4-7-3-0	2-12-0-1	2-8-1-0	8-6-0-1	0-3-0-1	-	
1999-00	3-5-1-1	5-6-1-1	2-6-3-1	2-10-1-1	3-6-1-2	3-10-1-1	1-4-1-0	-	
1998-99	4-6-1	2-8-1	3-10-1	2-9-1	2-8-1	4-9-1	2-4-3	-	
1997-98	2-9-2	2-8-2	5-6-3	0-12-1	3-3-1	5-8-0	0-9-1	-	
1996-97	5-4-1	2-10-1	5-5-3	6-5-1	6-6-1	5-8-1	3-2-2	-	
1995-96	2-4-4	7-6-1	7-5-1	5-5-1	7-5-1	6-4-4	4-3-0	-	
1994-95	-	-	-	3-3-0	5-6-2	5-8-0	4-10-1	0-1-0-0	
1993-94	3-8-1	3-8-1	6-6-2	7-4-2	4-7-2	3-7-3	4-3-0	-	
1992-93	4-7-1	6-8-1	4-8-0	3-10-1	2-7-2	3-9-0	1-5-2	-	
TOTALS	136-113-16-23	161-159-13-29	168-149-22-25	178-164-12-15	166-129-17-27	191-185-21-29	80-97-11-13	2-4-0-1	

RECORD BY DAY

SEASON	MON	TUE	WED	THU	FRI	SAT	SUN	
2023-24	2-4-2	9-5-1	4-2-1	13-7-2	1-0-0	13-9-2	3-2-0	
2022-23	2-2-0	11-10-1	3-3-1	11-3-4	3-2-0	15-6-0	1-4-0	
2021-22	2-2-0	14-6-2	2-1-0	11-6-1	5-1-2	10-5-3	7-2-0	
2020-21	4-3-0	6-4-0	4-0-0	9-3-1	2-1-1	7-5-1	4-1-0	
2019-20	4-1-1	9-5-0	3-1-0	11-4-1	3-1-1	11-8-1	2-1-2	
2018-19	9-1-0	10-3-1	4-1-0	15-5-1	3-0-0	17-5-1	4-1-1	
2017-18	5-3-0	11-4-1	2-1-1	17-3-2	3-2-0	12-9-1	4-1-0	
2016-17	6-2-1	9-5-1	4-0-0	9-9-3	2-5-1	10-6-3	2-1-1	
2015-16	4-4-1	5-10-2	4-1-0	9-4-0	7-3-0	11-7-2	6-2-0	
2014-15	6-4-0	9-6-4	3-0-0	10-4-2	4-1-1	13-7-1	5-2-0	
2013-14	3-2-2	8-6-1	3-0-0	13-8-1	3-1-1	12-6-4	4-4-0	
2012-13	1-2-0	7-2-3	2-1-0	1-9-0	3-0-0	3-6-1	1-6-0	
2011-12	2-6-1	8-8-1	1-3-0	7-7-4	5-1-1	13-9-1	2-2-0	
2010-11	4-0-1	7-5-1	8-2-2	6-5-2	4-6-1	12-4-4	5-3-0	
2009-10	5-3-0	5-7-1	2-5-1	7-6-4	4-2-2	9-8-4	2-5-0	
2008-09	2-2-0	5-8-4	1-2-4	5-8-4	3-5-2	5-12-3	3-3-1	
2007-08	0-4-1	8-4-1	3-8-1	9-12-1	3-1-1	8-12-4	0-1-0	
2006-07	2-3-0	8-9-1	3-2-0	14-2-1	3-7-0	10-7-3	4-3-0	
2005-06	6-4-1	5-8-2	4-2-0	9-5-1	5-6-1	11-6-0	3-2-1	
2004-05				DID NOT PLAY				
2003-04	3-1-1-2	5-9-2-0	3-0-1-1	14-3-1-2	5-2-1-1	14-6-0-0	2-1-2-0	
2002-03	6-1-2-0	4-7-0-1	4-1-4-0	5-3-2-2	8-4-2-0	7-5-5-2	2-4-1-0	
2001-02	3-3-3-0	2-6-4-1	4-7-0-0	5-6-0-0	3-7-2-0	5-8-0-2	5-3-2-1	
2000-01	0-3-1-0	5-5-0-2	3-7-0-0	4-9-1-1	4-5-2-0	5-7-2-2	3-11-0-0	
1999-00	2-3-1-0	1-5-2-1	1-5-2-1	4-7-0-2	3-6-1-0	6-11-3-1	1-7-0-2	
1998-99	1-5-2	2-9-1	2-1-0	4-4-0	6-12-2	2-10-2	2-4-2	
1997-98	3-7-1	0-4-1	7-14-2	1-6-1	1-8-1	5-12-3	0-4-1	
1996-97	4-3-1	9-0-3	1-8-0	4-9-2	3-4-1	8-13-3	3-3-0	
1995-96	5-2-1	3-4-1	10-2-3	4-3-3	7-4-0	6-10-2	3-7-2	
1994-95	1-3-0	4-2-1	1-4-0	3-3-1	3-5-0	3-6-0	2-5-1	
1993-94	3-3-0	4-5-1	6-9-2	6-6-0	2-3-0	7-11-2	2-6-6	
1992-93	2-5-0	7-7-1	5-6-0	1-12-0	1-7-1	6-13-1	1-4-4	
TOTALS	100-87-13-11	192-176-17-32	103-106-14-12	227-174-11-40	111-112-13-16	263-240-23-44	85-104-21-9	

SPECIAL TEAMS

POWER PLAY OVERALL

YEAR	GAMES	G	ATT	PCT	RANK
2023-24	82	71	248	28.6	1st
2022-23	82	71	280	25.4	3rd
2021-22	82	62	259	23.9	8th
2020-21	56	40	180	22.2	9th
2019-20	70	49	212	23.1	T-5th
2018-19	82	74	262	28.2	1st
2017-18	82	66	276	23.9	3rd
2016-17	82	62	272	22.8	6th
2015-16	82	44	279	15.8	T-26th
2014-15	82	53	282	18.8	14th
2013-14	82	50	270	18.5	13th
2012-13	48	31	163	19.0	13th
2011-12	82	41	269	15.2	T-25th
2010-11	82	69	336	20.5	6th
2009-10	82	63	326	19.3	8th
2008-09	82	61	343	17.8	19th
2007-08	82	57	296	19.3	5th
2006-07	82	69	374	18.4	9th
2005-06	82	81	485	16.7	23rd
2004-05		Did Not Play			
2003-04	82	55	339	16.2	16th
2002-03	82	70	391	17.9	10th
2001-02	82	46	312	14.7	T-19th
2000-01	82	53	424	12.5	29th
1999-00	82	51	365	14.0	24th
1998-99	82	43	310	13.9	20th
1997-98	82	33	353	9.3	26th
1996-97	82	47	340	13.8	24th
1995-96	82	83	400	20.8	4th
1994-95	48	25	177	14.1	22nd
1993-94	84	57	388	14.7	24th
1992-93	84	74	424	17.5	20th

POWER PLAY HOME

YEAR	GAMES	G	ATT	PCT	RANK
2023-24	41	38	122	31.2	2nd
2022-23	41	43	146	29.5	2nd
2021-22	41	32	130	24.6	9th
2020-21	28	18	85	21.2	18th
2019-20	34	33	111	29.7	2nd
2018-19	41	35	145	24.1	5th
2017-18	41	34	141	24.1	11th
2016-17	41	36	149	24.2	4th
2015-16	41	31	150	20.7	9th
2014-15	41	32	140	22.9	5th
2013-14	41	27	140	19.3	10th
2012-13	24	22	91	24.2	5th
2011-12	41	22	132	16.7	18th
2010-11	41	40	178	22.5	5th
2009-10	41	31	162	19.1	16th
2008-09	41	29	179	16.2	T-22nd
2007-08	41	35	163	21.5	4th
2006-07	41	34	186	18.3	T-16th
2005-06	41	39	238	16.4	T-23rd
2004-05		Did Not Play			
2003-04	41	29	182	15.9	23rd
2002-03	41	40	218	18.3	T-9th
2001-02	41	27	170	15.9	T-18th
2000-01	41	30	214	14.0	25th
1999-00	41	30	189	15.9	T-17th
1998-99	41	24	160	15.0	18th
1997-98	41	19	182	10.4	25th
1996-97	41	28	186	15.1	17th
1995-96	41	50	213	23.5	5th
1994-95	24	11	94	11.7	26th
1993-94	42	28	209	13.4	26th
1992-93	42	38	240	15.8	22nd

POWER PLAY AWAY

YEAR	GAMES	G	ATT	PCT	RANK
2023-24	41	33	126	26.2	3rd
2022-23	41	28	134	20.9	13th
2021-22	41	30	129	23.3	7th
2020-21	28	22	95	23.2	7th
2019-20	36	16	101	15.8	T-23rd
2018-19	41	39	117	33.3	1st
2017-18	41	32	135	23.7	3rd
2016-17	41	26	123	21.1	T-7th
2015-16	41	13	129	10.1	30th
2014-15	41	21	142	14.8	25th
2013-14	41	23	130	17.7	13th
2012-13	24	9	72	12.5	T-23rd
2011-12	41	19	137	13.9	T-21st
2010-11	41	29	158	18.4	9th
2009-10	41	32	164	19.5	8th
2008-09	41	32	164	19.5	12th
2007-08	41	22	133	16.5	T-22nd
2006-07	41	35	188	18.6	9th
2005-06	41	42	247	17.0	13th
2004-05		Did Not Play			
2003-04	41	26	157	16.5	10th
2002-03	41	30	173	17.3	12th
2001-02	41	19	142	13.4	22nd
2000-01	41	23	210	11.0	T-27th
1999-00	41	21	176	11.9	26th
1998-99	41	19	150	12.7	20th
1997-98	41	14	171	8.2	25th
1996-97	41	19	154	12.3	23rd
1995-96	41	33	187	17.6	9th
1994-95	24	14	83	16.9	11th
1993-94	42	29	179	16.2	15th
1992-93	42	36	184	19.6	11th

PENALTY KILL OVERALL

YEAR

SHORT-HANDED GOALS

YEAR	GAMES	FOR	AGAINST	YEAR	GAMES	MINUTES	AVERAGE
2023-24	82	5	6	2023-24	82	901	11.0
2022-23	82	7	11	2022-23	82	995	12.1
2021-22	82	7	5	2021-22	82	901	11.0
2020-21	56	3	3	2020-21	56	597	10.7
2019-20	70	6	7	2019-20	70	723	10.3
2018-19	82	12	3	2018-19	82	779	9.5
2017-18	82	9	3	2017-18	82	753	9.2
2016-17	82	4	8	2016-17	82	875	10.7
2015-16	82	7	7	2015-16	82	809	9.9
2014-15	82	7	6	2014-15	82	788	9.6
2013-14	82	10	8	2013-14	82	844	10.3
2012-13	48	0	4	2012-13	48	577	12.0
2011-12	82	2	12	2011-12	82	865	10.5
2010-11	82	1	16	2010-11	82	905	11.0
2009-10	82	2	6	2009-10	82	1357	16.8
2008-09	82	4	9	2008-09	82	1306	15.9
2007-08	82	7	7	2007-08	82	1040	12.7
2006-07	82	14	11	2006-07	82	891	10.9
2005-06	82	11	11	2005-06	82	959	11.7
2004-05	Did Not Play			2004-05	Did Not Play		
2003-04	82	15	4	2003-04	82	951	12.0
2002-03	82	6	4	2002-03	82	1079	13.2
2001-02	82	6	9	2001-02	82	1072	13.1
2000-01	82	9	11	2000-01	82	1404	17.1
1999-00	82	9	7	1999-00	82	1733	21.1
1998-99	82	11	10	1998-99	82	1316	16.0
1997-98	82	11	16	1997-98	82	1823	22.2
1996-97	82	13	9	1996-97	82	1686	20.6
1995-96	82	6	13	1995-96	82	1628	19.9
1994-95	48	6	5	1994-95	48	1040	21.7
1993-94	84	7	20	1993-94	84	1579	18.8
1992-93	84	8	12	1992-93	84	1625	19.3

PENALTY MINUTES

SEASON	GWG	PPG	SHG	GAA	WINS
2023-24	Point	12	Stamkos	19	Cirelli 2 Motte 2 Vasilevskiy 2.90 Vasilevskiy 30
2022-23	Point	9	Point	20	Cirelli 2 Vasilevskiy 2.65 Vasilevskiy 34
2021-22	Stamkos	11	Stamkos	16	Hagel 1 Elliot 2.43 Vasilevskiy 39
					Cirelli 1 Bellemare 1 Paul 1
2020-21	Point	6	Stamkos	10	Cirelli 2 Vasilevskiy 2.21 Vasilevskiy 31
	Palat	6			
2019-20	Killorn	7	Stamkos	10	Gourde 2 Vasilevskiy 2.56 Vasilevskiy 35
2018-19	Kucherov	8	Point	20	Cirelli 5 Vasilevskiy 2.40 Vasilevskiy 39
2017-18	Point	12	Stamkos	15	Point 3 Vasilevskiy 2.62 Vasilevskiy 44
2016-17	Kucherov	7	Kucherov	17	Brown 1 Bishop 2.55 Vasilevskiy 23
					Coburn 1 Gourde 1 Killorn 1
2015-16	Stamkos	8	Stamkos	14	Boyle 2 Bishop 2.06 Bishop 35
2014-15	Stamkos	6	Stamkos	13	Boyle 3 Bishop 2.32 Bishop 40
	Johnson	6			
2013-14	Stamkos	5	Stamkos	9	Johnson 5 Bishop 2.23 Bishop 37
2012-13	5 Tied	2	Stamkos	10	None Lindback 2.90 Lindback 10
					Garon 2.90
2011-12	Stamkos	12	Stamkos	12	Malone 1 Garon 2.85 Garon 23
2010-11	Stamkos	8	Stamkos	17	Thompson 1 Roloson 2.56 Roloson 18
2009-10	St. Louis	7	Stamkos	24	Stamkos 1 Niittymaki 2.87 Niittymaki 21
	Malone	7			St. Louis 1
2008-09	Lecavalier	6	Lecavalier	10	St. Louis 2 Smith 2.62 Smith 14
2007-08	Lecavalier	7	Lecavalier	10	St. Louis 2 Smith 2.59 Smith 15
					St. Louis 10
2006-07	Lecavalier	7	Lecavalier	16	Lecavalier 5 Holmqvist 2.85 Holmqvist 27
	St. Louis	7			St. Louis 5
2005-06	St. Louis	7	Lecavalier	13	Richards 4 Burke 2.80 Grahame 29
	Lecavalier	7			
2004-05					Did Not Play
2003-04	St. Louis	7	Stillman	11	St. Louis 8 Grahame 2.06 Khabibulin 28
2002-03	Fedotenko	6	Andreychuk	15	St. Louis 3 Khabibulin 2.47 Khabibulin 30
2001-02	Andreychuk	5	Andreychuk	9	Kubina 2 Khabibulin 2.36 Khabibulin 24
2000-01	Modin	4	Modin	8	St. Louis 3 Weekes 3.14 Weekes 20
	St. Louis	4			
1999-00	Modin	5	Lecavalier	6	Drulia 2 Cloutier 3.49 Cloutier 9
					Kubina 6 M. Johnson 6
1998-99	Forbes	4	D. Tucker	8	Richer 2 Bierk 2.03 Schwab 8
					Sillinger 2
1997-98	Zamuner	4	Renberg	6	Renberg 3 Puppa 2.72 Fitzpatrick 7
					Zamuner 3
1996-97	Ciccarelli	6	Ciccarelli	12	Zamuner 4 Puppa 2.58 Tabaracci 22
1995-96	Bradley	5	Bellows	13	Zamuner 3 Puppa 2.46 Puppa 29
	Selivanov	5	Selivanov	13	
1994-95	Klima	3	Hamrlik	7	Zamuner 3 Puppa 2.68 Puppa 14
	Selivanov	3			
1993-94	J. Tucker	6	Klima	10	Seven With 1 Young 2.50 Puppa 22
1992-93	Bradley	6	Bradley	16	Andersson 2 Bergeron 3.66 Bergeron 8
					Bureau 2 Young 3.66 Jablonski 8

* To be considered a season leader, player must finish the season with the Lightning.

SEASON LEADERS

SEASON	GOALS	ASSISTS	POINTS	PIM	SHOTS
2023-24	Point	46	Kucherov	100	Kucherov 144
2022-23	Point	51	Kucherov	83	Kucherov 113
2021-22	Stamkos	42	Hedman	65	Stamkos 106
2020-21	Point	23	Hedman	36	Point 48
2019-20	Kucherov	33	Kucherov	52	Kucherov 85
2018-19	Stamkos	45	Kucherov	87	Kucherov 128
2017-18	Kucherov	39	Kucherov	61	Kucherov 100
2016-17	Kucherov	40	Hedman	56	Kucherov 85
2015-16	Stamkos	36	Hedman	37	Kucherov 66
2014-15	Stamkos	43	Palat	47	Stamkos 72
					Morrow 64
2013-14	Stamkos	25	Hedman	42	Palat 61
	Filppula	25			Gudas 152
2012-13	Stamkos	29	St. Louis	43	Johnson 181
2011-12	Stamkos	60	St. Louis	49	St. Louis 60
2010-11	Stamkos	45	St. Louis	68	St. Louis 99
2009-10	Stamkos	51	St. Louis	65	St. Louis 95
2008-09	St. Louis	30	St. Louis	50	St. Louis 80
2007-08	Lecavalier	40	St. Louis	58	Artyukhin 151
2006-07	Lecavalier	52	St. Louis	59	Lecavalier 92
2005-06	Lecavalier	35	Richards	68	Lecavalier 108
2004-05					Roy 116
2003-04	St. Louis	38	St. Louis	56	Richards 91
2002-03	Lecavalier	33	Richards	57	Kubina 96
	St. Louis	33	Prospal	57	Lecavalier 309
2001-02	Andreychuk	21	Richards	42	Did Not Play
2000-01	Modin	32	Richards	41	St. Louis 94
1999-00	Lecavalier	25	Richards	42	Dingman 140
1998-99	D. Tucker	21	Gratton	26	Roy 119
1997-98	Renberg	16	Ysebaert	27	Richards 251
	Selivanov	16			Richards 217
1996-97	Ciccarelli	35	Cullen	37	Gratton 166
1995-96	Selivanov	31	Bradley	56	D. Tucker 181
1994-95	Bradley	13	Bradley	27	Gratton 176
	Klima	13			Ciccone 175
1993-94	Klima	28	Bradley	40	Selivanov 206
1992-93	Bradley	42	Bradley	44	Hamrlik 238
					Hamrlik 281
					Hamrlik 134
					Savard 181
					Bradley 205

ALL-TIME RECORDS

ALL-TIME SCORING

PLAYER	TP	PLAYER	TP	PLAYER	TP	PLAYER	TP	PLAYER	TP
Steven Stamkos	1,137	Tyler Johnson	361	Rob Zamuner	200	John Tucker	131	Paul Ranger	92
Martin St. Louis	953	Brian Bradley	300	Yanni Gourde	187	Anton Stralman	130	Darcy Tucker	91
Vincent Lecavalier	874	Fredrik Modin	286	Roman Hamrlik	185	Dave Andreychuk	129	Erik Cernak	88
Nikita Kucherov	873	Chris Gratton	259	Valtteri Filppula	171	Mikael Andersson	123	Shawn Chambers	87
Victor Hedman	728	Mikhail Sergachev	257	Alex Selivanov	155	Steve Downie	112	Cedric Paquette	85
Brayden Point	553	Dan Boyle	253	Brandon Hagel	146	Paul Ysebaert	108	Cory Sarich	85
Brad Richards	489	Pavel Kubina	243	Ruslan Fedotenko	144	John Cullen	105	Ross Colton	83
Alex Killorn	466	Anthony Cirelli	233	Vladislav Namestnikov	138	Ryan McDonagh	99	Matt Carle	82
Ondrej Palat	423	Teddy Purcell	203	Petr Klima	133	Jonathan Drouin	95	Pat Maroon	82
Vaclav Prospal	371	Ryan Malone	201	Ryan Callahan	132	Nick Paul	92	Cory Stillman	80

ALL-TIME GOALTENDING

PLAYER	YEARS	GP	MIN	GAA	W	L	OTL	SO	GA	SA	SPCT
Riku Helenius	2008-09	1	7	0.00	0	0	0	0	0	2	1.000
Kristers Gudleviskis	2013-14/16-17	3	132	1.37	1	0	1	0	3	73	.959
Ben Bishop	2012-13/16-17	227	13,005	2.28	131	64	20	17	494	6,222	.921
Nikolai Khabibulin	2000-01/03-04	192	11,080	2.39	83	74	28	14	442	5,157	.914
Cedrick Desjardins	2010-11/13-14	6	298	2.41	2	4	0	0	12	149	.919
Andrei Vasilevskiy	2014-15/23-24	477	28,049	2.56	293	143	30	34	1,199	14,391	.917
John Grahame	2002-03/05-06	103	5,754	2.64	53	36	5	8	253	2,538	.900
Christopher Gibson	2020-21	2	112	2.66	1	1	0	0	5	40	.875
Daren Puppia	1993-94/99-00	206	11,576	2.68	77	91	26	12	518	5,477	.905
Rick Tabaracci	1996-97	55	3,012	2.75	20	25	6	4	138	1,415	.902
Gerald Coleman	2005-06	2	43	2.77	0	0	1	0	2	17	.882
Sean Burke	2005-06	35	1,713	2.80	14	10	0	2	80	764	.895
Mike Smith	2007-08/10-11	118	6,720	2.85	43	52	17	0	319	3,361	.905
Mathieu Garon	2011-12/12-13	66	3,394	2.86	28	25	6	1	162	1,618	.900
Antero Niittymaki	2009-10	49	1,657	2.87	21	18	5	1	127	1,388	.909
Louis Domingue	2017-18/18-19	38	2,247	2.88	28	8	1	0	108	1,196	.910
Anders Lindback	2012-13/13-14	47	2,606	2.90	18	22	3	1	126	1,222	.897
Dan Ellis	2010-11	31	1,679	2.93	13	7	6	2	82	741	.889
Johan Holmqvist	2006-07/07-08	93	5,017	2.93	47	31	9	3	245	2,263	.892
Evgeny Konstantinov	2000-01/02-03	2	20	2.94	0	0	0	0	1	6	.833
Brian Elliott	2021-22/22-23	41	2,388	2.96	23	12	5	3	118	1,178	.900
Curtis McElhinney	2019-20/20-21	30	1,800	2.97	12	13	5	2	89	847	.895
Brian Eklund	2005-06	1	58	3.09	0	1	0	0	3	19	.842
Kevin Weekes	2000-01/01-02	80	4,207	3.09	23	42	3	6	217	2,252	.904
Sebastien Caron	2011-12	3	135	3.12	1	1	0	0	7	57	.877
Dwayne Roloson	2010-11/11-12	74	4,091	3.12	31	28	7	5	213	2,093	.898
Evgeni Nabokov	2014-15	11	553	3.14	3	6	2	10	29	245	.882
Mark Fitzpatrick	1997-98	34	1,938	3.16	7	24	1	1	102	975	.895
Corey Schwab	1996-97/98-99	87	4,429	3.25	21	46	5	3	240	2,241	.893
Kevin Hodson	1998-00/02-03	36	1,290	3.26	4	11	6	0	70	546	.872
Jeff Reese	1995-96	19	994	3.26	7	7	1	0	54	464	.884
Marc Denis	2006-07/07-08	54	2,768	3.32	18	23	2	1	153	1,267	.879
Matt Tomkins	2023-24	6	361	3.33	3	2	1	0	20	185	.892
Karri Ramo	2006-07/08-09	48	2,650	3.35	11	21	10	0	148	1,411	.895
Jonas Johansson	2023-24	26	1,478	3.37	12	7	5	2	83	752	.890
Peter Budaj	2016-17/17-18	15	709	3.38	6	4	1	0	40	345	.884
Wendell Young	1992-93/93-94	40	2,071	3.39	9	22	3	1	117	969	.879
Dan Cloutier	1999-00/00-01	76	3,497	3.50	12	43	6	1	204	1,799	.887
Dustin Tokarski	2009-10/11-12	7	288	3.54	1	3	1	0	17	132	.871
Mike McKenna	2008-09	15	776	3.56	7	8	1	1	46	406	.887
J.C. Bergeron	1992-93/95-96	53	2,775	3.65	14	26	5	1	169	1,267	.867
Olie Kolzig	2008-09	8	410	3.66	2	4	1	0	25	245	.898
Derek Wilkinson	1995-96/98-99	22	933	3.67	3	12	3	0	57	454	.874
Rich Parent	1999-00	14	698	3.70	2	7	1	0	43	353	.878
Zac Bierk	1997-98/99-00	26	1,001	3.78	5	9	2	0	63	539	.883
Dieter Kochan	1999-00/01-02	20	789	3.88	1	10	1	0	51	378	.865
Bill Ranford	1998-99	32	1,568	3.90	3	18	3	1	102	858	.881
Pat Jablonski	1992-93/93-94	58	3,102	3.95	13	30	7	1	204	1,568	.870
Eddie Pasquale	2018-19	3	182	3.96	2	1	0	0	12	102	.882
Wade Flaherty	2000-01	2	118	4.07	0	2	0	0	8	55	.854

ALL-TIME LEADERS

GAMES PLAYED

RANK	PLAYER	GP
1.	Steven Stamkos	1,082
2.	Victor Hedman	1,052
3.	Vincent Lecavalier	1,037
4.	Martin St. Louis	972
5.	Alex Killorn	805
6.	Nikita Kucherov	725
7.	Pavel Kubina	662
8.	Ondrej Palat	628
9.	Tyler Johnson	589
10.	Brayden Point	580

GOALS

RANK	PLAYER	G
1.	Steven Stamkos	555
2.	Vincent Lecavalier	383
3.	Martin St. Louis	365
4.	Nikita Kucherov	320
5.	Brayden Point	264
6.	Alex Killorn	198
7.	Pavel Kubina	161
8.	Victor Hedman	156
9.	Brad Richards	150
10.	Fredrik Modin	145

ASSISTS

RANK	PLAYER	A
1.	Martin St. Louis	588
2.	Steven Stamkos	582
3.	Victor Hedman	572
4.	Nikita Kucherov	553
5.	Vincent Lecavalier	491
6.	Brad Richards	339
7.	Brayden Point	289
8.	Ondrej Palat	280
9.	Alex Killorn	268
10.	Vaclav Prospal	244

PENALTY MINUTES

RANK	PLAYER	PIM
1.	Chris Gratton	828
2.	Pavel Kubina	784
3.	Vincent Lecavalier	746
4.	Victor Hedman	742
5.	Steven Stamkos	631
6.	Enrico Ciccone	604
7.	Steve Downie	554
8.	Cory Sarich	554
9.	Andre Roy	484
10.	Alex Killorn	481

POWER-PLAY GOALS

RANK	PLAYER	PPG
1.	Steven Stamkos	214
2.	Vincent Lecavalier	112
3.	Martin St. Louis	96
4.	Brayden Point	89
5.	Nikita Kucherov	88
6.	Brad Richards	49
7.	Vaclav Prospal	44
8.	Dave Andreychuk	38
	Alex Killorn	38
10.	Brian Bradley	37

GAME-WINNING GOALS

RANK	PLAYER	PPG
1.	Steven Stamkos	85
2.	Martin St. Louis	64
3.	Vincent Lecavalier	60
4.	Brayden Point	56
5.	Nikita Kucherov	48
6.	Alex Killorn	34
7.	Tyler Johnson	30
8.	Ondrej Palat	30
9.	Victor Hedman	28
10.	Fredrik Modin	23

SHORT-HANDED GOALS

RANK	PLAYER	SHG
1.	Martin St. Louis	28
2.	Rob Zamuner	14
3.	Anthony Cirelli	13
	Vincent Lecavalier	13
5.	Tyler Johnson	8
6.	Mikael Andersson	7
	Ondrej Palat	7
	Brad Richards	7
9.	Cedric Paquette	6
10.	Brian Boyle	5
	Yanni Gourde	5
	Pavel Kubina	5
	Mike Sillinger	5
	Steven Stamkos	5

GOALTENDING

GAMES PLAYED

RANK	PLAYER	GP
1.	Andrei Vasilevskiy	477
2.	Ben Bishop	227
3.	Daren Puppia	206
4.	Nikolai Khabibulin	192
5.	Mike Smith	118

MINUTES

RANK	PLAYER	MIN
1.	Andrei Vasilevskiy	28,049
2.	Ben Bishop	13,005
3.	Daren Puppia	11,576
4.	Nikolai Khabibulin	11,080
5.	Mike Smith	6,720

GOALS AGAINST AVERAGE

RANK	PLAYER	GAA
1.	Ben Bishop	2.28
2.	Nikolai Khabibulin	2.39
3.	Andrei Vasilevskiy	2.56
4.	John Grahame	2.64
5.	Daren Puppia	2.68

WINS

RANK	PLAYER	W
1.	Andrei Vasilevskiy	293
2.	Ben Bishop	131
3.	Nikolai Khabibulin	83
4.	Daren Puppia	77
5.	John Grahame	53

* Minimum 50 Games

SHUTOUTS

RANK	PLAYER	SO
1.	Andrei Vasilevskiy	34
2.	Ben Bishop	17
3.	Nikolai Khabibulin	14
4.	Daren Puppia</	

SINGLE-SEASON LEADERS

GAMES PLAYED

RANK	PLAYER	GP
1.	Chris Gratton (1993-94)	84
	Rob Zamuner (1992-93)	84
3.	Adam Creighton (1992-93)	83
	Marc Bergevin (1993-94)	83

POINTS

RANK	PLAYER	GP	PTS
1.	Nikita Kucherov (2023-24)	144	144
2.	Nikita Kucherov (2018-19)	128	128
3.	Nikita Kucherov (2022-23)	113	113
4.	Vincent Lecavalier (2006-07)	108	108
5.	Steven Stamkos (2021-22)	106	106
6.	Martin St. Louis (2006-07)	102	102
7.	Nikita Kucherov (2017-18)	100	100
8.	Martin St. Louis (2010-11)	99	99
9.	Steven Stamkos (2018-19)	98	98
10.	Steven Stamkos (2011-12)	97	97

GOALS

RANK	PLAYER	GP	PTS
1.	Steven Stamkos (2011-12)	60	60
2.	Vincent Lecavalier (2006-07)	52	52
3.	Brayden Point (2022-23)	51	51
4.	Steven Stamkos (2009-10)	51	51
5.	Brayden Point (2023-24)	46	46
6.	Steven Stamkos (2010-11)	45	45
7.	Steven Stamkos (2018-19)	45	45
8.	Nikita Kucherov (2023-24)	44	44
9.	Steven Stamkos (2014-15)	43	43
10.	Martin St. Louis (2006-07)	43	43

ASSISTS

RANK	PLAYER	GP	PTS
1.	Nikita Kucherov (2023-24)	100	100
2.	Nikita Kucherov (2018-19)	87	87
3.	Nikita Kucherov (2022-23)	83	83
4.	Brad Richards (2005-06)	68	68
5.	Martin St. Louis (2010-11)	68	68
6.	Victor Hedman (2021-22)	65	65
7.	Martin St. Louis (2009-10)	65	65
8.	Steven Stamkos (2021-22)	64	64
9.	Victor Hedman (2023-24)	63	63
10.	Nikita Kucherov (2017-18)	61	61

PENALTY MINUTES

RANK	PLAYER	MIN
1.	Zenon Konopka (2009-10)	265
2.	Enrico Ciccone (1995-96)	258
3.	Enrico Ciccone (1994-95)	225
4.	Steve Downie (2009-10)	208
5.	Chris Gratton (1996-97)	201
6.	Darcy Tucker (1998-99)	176
7.	Steve Downie (2010-11)	171
8.	Petr Svoboda (1999-00)	170
9.	Louie DeBrusk (1997-98)	166
10.	Mike Hartman (1992-93)	154
	Shane O'Brien (2007-08)	154

POWER-PLAY GOALS

RANK	PLAYER	PPG
1.	Steven Stamkos (2009-10)	24
2.	Brayden Point (2018-19)	20
3.	Brayden Point (2022-23)	20
4.	Steven Stamkos (2018-19)	19
5.	Vincent Lecavalier (2006-07)	19
6.	Nikita Kucherov (2016-17)	17
7.	Steven Stamkos (2010-11)	17
8.	Brian Bradley (1992-93)	16
	Vincent Lecavalier (2006-07)	16
	Steven Stamkos (2021-22)	16

SHORT-HANDED GOALS

RANK	PLAYER	SHG
1.	Martin St. Louis (2003-04)	8
2.	Anthony Cirelli (2018-19)	5
3.	Tyler Johnson (2013-14)	5
4.	Steven Stamkos (2018-19)	5
5.	Vincent Lecavalier (2006-07)	5
6.	Martin St. Louis (2006-07)	5

GOALTENDING

GAMES PLAYED

RANK	PLAYER	GP
1.	Nikolai Khabibulin (2001-02)	70
2.	Nikolai Khabibulin (2002-03)	65
	Andrei Vasilevskiy (2017-18)	65
4.	Ben Bishop (2013-14)	63
	Daren Puppa (1993-94)	63
	Andrei Vasilevskiy (2021-22)	63
7.	Ben Bishop (2014-15)	62
8.	Ben Bishop (2015-16)	61
	Kevin Weekes (2000-01)	61
10.	Andrei Vasilevskiy (2022-23)	60

MINUTES

RANK	PLAYER	MIN
1.	Nikolai Khabibulin (2001-02)	3,896
2.	Andrei Vasilevskiy (2017-18)	3,825
3.	Nikolai Khabibulin (2002-03)	3,787
4.	Andrei Vasilevskiy (2021-22)	3,761
5.	Daren Puppa (1993-94)	3,653
6.	Andrei Vasilevskiy (2022-23)	3,596
7.	Ben Bishop (2013-14)	3,586
8.	Ben Bishop (2015-16)	3,585
9.	Ben Bishop (2014-15)	3,519
10.	Kevin Weekes (2000-01)	3,378

GOALS AGAINST AVERAGE

RANK	PLAYER	GAA
1.	Ben Bishop (2015-16)	2.06
2.	Ben Bishop (2013-14)	2.23
3.	Ben Bishop (2014-15)	2.32
4.	Nikolai Khabibulin (2003-04)	2.33
5.	Nikolai Khabibulin (2001-02)	2.36
6.	Andrei Vasilevskiy (2018-19)	2.40
7.	Daren Puppa (1995-96)	2.46
8.	Nikolai Khabibulin (2002-03)	2.47
9.	Andrei Vasilevskiy (2021-22)	2.49
10.	Andrei Vasilevskiy (2019-20)	2.56

WINS

RANK	PLAYER	W
1.	Andrei Vasilevskiy (2017-18)	44
2.	Ben Bishop (2014-15)	40
3.	Andrei Vasilevskiy (2018-19)	39
	Andrei Vasilevskiy (2021-22)	39
5.	Ben Bishop (2013-14)	37

* Minimum 50 Games

OVERTIME/SHOOTOUT LOSSES

RANK	PLAYER	OTL
1.	Mike Smith (2008-09)	9
2.	Ben Bishop (2013-14)	7
	Karri Ramo (2008-09)	7
	Mike Smith (2009-10)	7
	Andrei Vasilevskiy (2016-17)	7
6.	Dan Ellis (2010-11)	6
	Johan Holmqvist (2007-08)	6
	Ben Bishop (2014-15)	5
	Jonas Johansson (2023-24)	5
	Antero Niittymaki (2009-10)	5
	Andrei Vasilevskiy (2021-22)	5

TIES

RANK	PLAYER	T
1.	Nikolai Khabibulin (2002-03)	11
2.	Nikolai Khabibulin (2001-02)	10
3.	Daren Puppa (1995-96)	9
4.	Nikolai Khabibulin (2003-04)	7
5.	Daren Puppa (1993-94)	6
6.	Daren Puppa (1997-98)	6
7.	Rick Tabaracci (1996-97)	6

SHUTOUTS

RANK	PLAYER	SO
1.	Andrei Vasilevskiy (2017-18)	8
2.	Nikolai Khabibulin (2001-02)	7
3.	Ben Bishop (2015-16)	6
4.	Andrei Vasilevskiy (2018-19)	6
5.	Ben Bishop (2013-14)	5
6.	John Grahame (2005-06)	5
7.	Daren Puppa (1995-96)	5
8.	Andrei Vasilevskiy (2020-21)	5

SAVES

RANK	PLAYER	SV
1.	Andrei Vasilevskiy (2017-18)	1,908
2.	Nikolai Khabibulin (2001-02)	1,761
3.	Andrei Vasilevskiy (2022-23)	1,716
4.	Andrei Vasilevskiy (2021-22)	1,712
5.	Ben Bishop (2013-14)	1,625
6.	Nikolai Khabibulin (2002-03)	1,604
7.	Andrei Vasilevskiy (2018-19)	1,585
8.	Kevin Weekes (2000-01)	1,565
9.	Ben Bishop (2015-16)	1,549
10.	Ben Bishop (2014-15)	1,484

LAST TRADE WITH

ANAHEIM DUCKS: March 24, 2021 – Acquired F Antoine Morand and a 2023 seventh-round draft pick in exchange for F Alexander Volkov

ARIZONA COYOTES: March 8, 2024 – Acquired D Mathew Dumba and a 2025 seventh-round draft pick in exchange for a 2027 fifth-round draft pick

BOSTON BRUINS: March 2, 2015 – Acquired a 2015 second-round draft pick (D Matthew Spencer) and a 2016 second-round draft pick (Boris Katchouk) in exchange for RW Brett Connolly

BUFFALO SABRES: November 24, 2019 – Acquired D Devante Stephens in exchange for D Matthew Spencer

CALGARY FLAMES: November 12, 2015 – Acquired future considerations in exchange for G Kevin Poulin

CAROLINA HURRICANES: June 30, 2024 – Acquired F Jake Guentzel in exchange for a 2025 third-round draft pick

CHICAGO BLACKHAWKS: June 29, 2023 – Acquired a 2024 seventh-round draft pick in exchange for F Corey Perry

COLORADO AVALANCHE: June 28, 2023 – Acquired a 2023 second-round draft pick (F Ethan Gauthier) in exchange for F Ross Colton

COLUMBUS BLUE JACKETS: April 10, 2021 – Acquired D David Savard and D Brian Lashoff in a multi-team trade in exchange for a 2021 first-round pick and 2022 third-round pick to Columbus and a 2021 fourth-round pick to Detroit

DALLAS STARS: February 1, 2022 – Acquired F Tye Felhaber in exchange for F Alexei Lipanov

DETROIT RED WINGS: July 30, 2021 – Acquired a 2022 sixth-round draft pick in exchange for F Mitchell Stephens

EDMONTON OILERS: March 6, 2024 – Acquired a 2025 fourth-round draft pick in exchange for G Ty Taylor

FLORIDA PANTHERS: February 20, 2020 – Acquired F Anthony Greco in exchange for F Danick Martel

LOS ANGELES KINGS: June 29, 2024 – Acquired a 2024 fourth-round draft pick (D Jan Golicic) and a 2025 second-round draft pick in exchange for F Tanner Jeannot

MINNESOTA WILD: November 8, 2023 – Acquired a 2025 seventh-round draft pick in exchange for D Zach Bogosian

MONTREAL CANADIENS: July 24, 2021 – Acquired a 2021 fourth-round draft pick (F Dylan Duke) in exchange for a 2022 fourth-round draft pick

NASHVILLE PREDATORS: May 21, 2024 – Acquired D Ryan McDonagh and a 2024 fourth-round draft pick (F Hagen Burrows) in exchange for a 2024 seventh-round draft pick and a 2025 second-round draft pick

NEW JERSEY DEVILS: February 16, 2020 – Acquired F Blake Coleman in exchange for F Nolan Foote and a conditional 2020 first-round draft pick

NEW YORK ISLANDERS: July 1, 2017 – Acquired F Carter Verhaeghe in exchange for G Krister Gudlevskis

NEW YORK RANGERS: July 17, 2021 – Acquired a 2022 seventh-round draft pick in exchange for F Barclay Goodrow

OTTAWA SENATORS: March 20, 2022 – Acquired F Nick Paul in exchange for F Mathieu Joseph and a 2024 fourth-round draft pick

PHILADELPHIA FLYERS: October 7, 2020 – Acquired a 2020 fourth-round draft pick (D Eamon Powell) and a 2020 fifth-round draft pick (F Jaydon Dureau) in exchange for a 2020 fourth-round draft pick

PITTSBURGH PENGUINS: June 30, 2024 – Acquired F Lukas Svejksky in exchange for F Bennett MacArthur

SAN JOSE SHARKS: March 7, 2024 – Acquired F Anthony Duclair and a 2025 seventh-round draft pick in exchange for D Jack Thompson and a 2024 third-round draft pick

SEATTLE KRACEN: None

ST. LOUIS BLUES: July 10, 2012 – Acquired RW B.J. Crombeen and a 2014 fifth-round draft pick (traded to NY Rangers) in exchange for a 2013 fourth-round draft pick and a 2014 fourth-round draft pick

TORONTO MAPLE LEAFS: February 27, 2017 – Acquired F Byron Froese and a conditional 2017 second-round draft pick (F Alexander Volkov) in exchange for F Brian Boyle

UTAH HOCKEY CLUB: June 29, 2024 – Acquired D J.J. Moser, F Conor Geekie, a 2024 seventh-round draft pick (F Noah Steen) and a 2025 second-round draft pick in exchange for D Mikhail Sergachev

VANCOUVER CANUCKS: July 31, 2021 – Acquired future considerations in exchange for G Spencer Martin

VEGAS GOLDEN KNIGHTS: June 21, 2017 – Selected D Jason Garrison at 2017 Expansion Draft in exchange for Tampa Bay's 2017 second-round pick, Pittsburgh's 2018 fourth-round pick and negotiating rights with unsigned forward prospect Nikita Gusev

WASHINGTON CAPITALS: June 23, 2001 – Acquired a 2001 second-round draft pick (D Andreas Holmqvist) in exchange for a 2002 second-round draft pick

WINNIPEG JETS: January 31, 2007 – Acquired RW Kyle Wanvig and RW Stephen Baby in exchange for D Andy Delmore and C Andre Deveaux

RECORD VS. OPPONENTS

OVERALL

TEAM	GP	W	L	T/OT	PTS	GF	GA	PCT
Seattle	6	5	0	1	11	24	11	.917
Los Angeles	47	30	12	5	65	137	106	.691
Columbus	49	33	15	1	67	154	109	.684
Chicago	60	35	16	9	79	186	159	.658
Anaheim	44	24	14	6	54	118	107	.614
Montreal	116	60	39	17	137	315	301	.591
Nashville	44	23	16	5	51	134	126	.580
Arizona++	49	27	20	2	56	154	135	.571
Winnipeg^	98	49	35	14	112	313	284	.571
San Jose	50	27	20	3	57	161	148	.570
Carolina*	144	71	52	21	163	428	394	.566
NY Islanders	112	58	45	9	125	321	325	.558
Calgary	45	24	19	2	50	142	148	.556
Vegas	12	5	4	3	13	39	40	.542
Philadelphia	111	54	46	11	119	342	326	.536
Colorado+	53	24	21	8	56	148	161	.528
Vancouver	43	20	18	5	45	134	145	.523
Florida	157	70	64	23	163	444	495	.519
Dallas**	58	26	24	8	60	165	164	.517
Detroit	79	38	36	5	81	226	249	.513
Edmonton	46	21	20	5	47	139	135	.511
NY Rangers	112	51	49	12	114	327	350	.509
Buffalo	117	51	50	16	118	327	344	.504
Ottawa	116	50	55	11	111	324	400	.478
Toronto	111	47	52	12	106	311	350	.477
Pittsburgh	107	45	53	9	99	309	360	.463
New Jersey	111	43	53	15	101	286	344	.455
Minnesota	34	13	17	4	30	83	98	.441
St. Louis	51	18	25	8	44	140	163	.431
Washington	140	48	77	15	111	365	475	.396
Boston	118	37	62	19	93	305	382	.394

HOME

TEAM	GP	W	L	T/OTL	PTS	PCT
Seattle	3	2	0	1	5	.833
Columbus	24	19	5	0	38	.792
Chicago	29	19	6	4	42	.724
Los Angeles	23	15	6	2	32	.696
Winnipeg^	49	30	13	6	66	.673
Colorado+	26	15	7	4	34	.654
Carolina*	71	43	22	6	92	.648
Minnesota	17	10	5	2	22	.647
Edmonton	24	14	7	3	31	.646
NY Islanders	56	33	17	6	72	.643
Montreal	59	31	15	13	75	.636
Arizona++	23	14	8	1	29	.630
Anaheim	22	13	8	1	27	.614
Detroit	40	23	15	2	48	.600
Nashville	21	11	7	3	25	.595
Vancouver	22	12	8	2	26	.591
Florida	80	41	27	12	94	.588
Calgary	23	13	9	1	27	.587
Vegas	6	2	1	3	7	.583
San Jose	26	14	10	2	30	.577
St. Louis	27	13	9	5	31	.574
Pittsburgh	54	29	22	3	61	.565
NY Rangers	55	27	20	8	62	.564
Philadelphia	56	30	23	3	63	.563
Ottawa	58	28	24	6	62	.534
Boston	58	25	24	9	59	.509
Dallas**	30	13	13	4	30	.500
New Jersey	54	23	23	8	54	.500
Buffalo	59	24	25	10	58	.492
Toronto	55	24	26	5	53	.482
Washington	69	29	36	4	62	.449

AWAY

TEAM	GP	W	L	T/OTL	PTS	PCT
Seattle	3	3	0	0	6	1.000
Los Angeles	24	15	6	3	33	.688
Anaheim	22	11	6	5	27	.614
Chicago	31	16	10	5	37	.597
Columbus	25	14	10	1	29	.580
Nashville	23	12	9	2	26	.565
San Jose	24	13	10	1	27	.563
Montreal	57	29	24	4	62	.544
Dallas**	28	13	11	4	30	.536
Calgary	22	11	10	1	23	.523
Arizona++	26	13	12	1	27	.519
Buffalo	58	27	25	6	60	.517
Philadelphia	55	24	23	8	56	.509
Vegas	6	3	3	0	6	.500
Carolina*	73	28	30	15	71	.486
NY Islanders	56	25	28	3	53	.473
Toronto	56	23	26	7	53	.473
Winnipeg^	49	19	22	8	46	.469
NY Rangers	57	24	29	4	52	.456
Vancouver	21	8	10	3	19	.452
Florida	77	29	37	11	69	.448
Detroit	39	15	21	3	33	.423
Ottawa	58	22	31	5	49	.422
New Jersey	57	20	30	7	47	.412
Colorado+	27	9	14	4	22	.407
Edmonton	22	7	13	2	16	.364
Pittsburgh	53	16	31	6	38	.358
Washington	71	19	41	11	49	.345
Boston	60	12	38	10	34	.283
St. Louis	24	5	16	3	13	.271
Minnesota	17	3	12	2	8	.235

* Includes games against Hartford (1992-97)
 + Includes games against Quebec (1992-95)
 ^ Includes games against Atlanta (1999-2011)

** Includes games against Minnesota (1992-93)
 ++ Includes games against Winnipeg (1992-96)

OVERTIME / SHOOTOUT

WINS

DATE	OPPONENT	WINNING GOAL SCORER	TIME	SCORE
1992-93				
1. 11/7/92	at NY Islanders	Doug Crossman	1:16	6-5
2. 12/16/92	at San Jose	John Tucker	2:53	5-4
3. 3/25/93	at Ottawa	Mikael Andersson	0:36	3-2
1993-94				
4. 1/16/94	at Winnipeg	Mikael Andersson	0:09	3-2
5. 1/19/94	vs. NY Islanders	Chris Gratton	4:20	4-3
6. 3/30/94	at Buffalo	Brian Bradley	3:52	3-2
1994-95				
7. 3/2/95	at Ottawa	Brian Bradley	3:55	3-2
8. 3/27/95	vs. Montreal	Petr Klima	2:23	3-2
1995-96				
9. 11/18/95	vs. Vancouver	Petr Klima	2:06	5-4
10. 2/21/96	at Toronto	Brian Bellows	1:42	3-2
11. 2/23/96	at NY Islanders	Rob Zamuner	4:45	3-2
1996-97				
12. 10/5/96	at Pittsburgh	Shawn Burr	1:37	4-3
13. 1/21/97	vs. Colorado	Bill Houlder	2:02	3-2
14. 3/9/97	vs. Calgary	Rob Zamuner	2:20	2-1
15. 3/21/97	at Calgary	Jeff Toms	2:46	4-3
1998-99				
16. 12/12/98	at NY Islanders	Benoit Hogue	4:12	2-1
2000-01				
17. 11/3/00	vs. NY Islanders	Craig Millar	2:46	4-3
18. 3/6/01	vs. San Jose	Brad Richards	4:02	2-1
2001-02				
19. 11/10/01	vs. Pittsburgh	Vaclav Prospal	4:29	3-2
20. 12/21/01	vs. St. Louis	Vincent Lecavalier	3:29	4-3
21. 1/15/02	at New Jersey	Zdeno Ciger	1:25	5-4
22. 4/14/02	at Florida	Vincent Lecavalier	0:17	3-2
2002-03				
23. 10/10/02	at Florida	Vaclav Prospal	3:34	4-3
24. 11/17/02	at Carolina	Cory Sarich	3:45	2-1
2003-04				
25. 10/21/03	vs. Atlanta	Pavel Kubina	3:28	3-2
26. 12/18/03	at Philadelphia	Martin St. Louis	2:03	5-4
27. 1/11/04	at NY Rangers	Jassen Cullimore	2:03	2-1
28. 3/5/04	vs. New Jersey	Dave Andreychuk	2:17	3-2
2004-05				
Did Not Play				
2005-06				
29. 11/23/05	at Washington	Vaclav Prospal	Shootout	4-3
30. 12/2/05	vs. Chicago	Brad Richards	Shootout	3-2
31. 12/26/05	vs. Carolina	Dan Boyle	4:26	5-4
32. 1/3/06	at NY Rangers	Vaclav Prospal	3:47	1-0
33. 1/26/06	vs. New Jersey	Ruslan Fedotenko	2:22	1-0
34. 1/31/06	vs. Toronto	Vincent Lecavalier	Shootout	3-2
35. 2/6/06	at NY Islanders	Vincent Lecavalier	4:05	3-2
36. 3/7/06	at Pittsburgh	Brad Richards	Shootout	5-4
37. 3/23/06	vs. Washington	Pavel Kubina	0:37	4-3
38. 3/25/06	vs. NY Rangers	Brad Richards	Shootout	4-3
39. 4/6/06	vs. Atlanta	Brad Richards	Shootout	3-2
40. 4/15/06	vs. Carolina	Martin St. Louis	4:49	3-2
2006-07				
41. 10/5/06	at Atlanta	Vincent Lecavalier	Shootout	3-2
42. 11/8/06	at Pittsburgh	Vincent Lecavalier	2:41	4-3
43. 11/17/06	vs. NY Islanders	Dmitry Afanasev	Shootout	3-2
44. 11/24/06	vs. Atlanta	Martin St. Louis	2:25	3-2
45. 1/7/07	at Pittsburgh	Martin St. Louis	Shootout	3-2
46. 1/18/07	at New Jersey	Brad Richards	Shootout	3-2
47. 1/20/07	at Carolina	Vaclav Prospal	Shootout	6-5
48. 1/30/07	at Philadelphia	Vincent Lecavalier	Shootout	4-3
49. 2/6/07	vs. Los Angeles	Brad Richards	Shootout	3-2
50. 2/15/07	vs. Washington	Martin St. Louis	Shootout	3-2
51. 2/20/07	vs. Florida	Martin St. Louis	Shootout	3-2
52. 2/22/07	at Atlanta	Martin St. Louis	3:44	5-4
53. 3/1/07	at Washington	Nick Tarnasky	Shootout	5-4
54. 3/10/07	at Calgary	Dan Boyle	2:59	3-2
55. 3/20/07	vs. NY Islanders	Filip Kuba	0:55	4-3
2007-08				
56. 12/4/07	vs. Ottawa	Vaclav Prospal	Shootout	4-3
57. 12/11/07	at Montreal	Brad Richards	Shootout	3-2
58. 2/7/08	at Nashville	Vaclav Prospal	0:58	2-1
59. 2/29/08	vs. Toronto	Dan Boyle	2:02	3-2

DATE	OPPONENT	WINNING GOAL SCORER	TIME	SCORE
2008-09				
60. 10/21/08	vs. Atlanta	Vincent Lecavalier	1:41	3-2
61. 11/1/08	vs. Ottawa	Evgeny Artyukhin	Shootout	3-2
62. 12/26/08	at Florida	Ryan Malone	Shootout	4-3
63. 3/14/09	at Florida	Steven Stamkos	Shootout	4-3
64. 3/24/09	vs. Columbus	Martin St. Louis	3:04	2-1
2009-10				
65. 11/3/09	at Toronto	Ryan Malone	2:21	2-1
66. 11/12/09	vs. Minnesota	Vincent Lecavalier	Shootout	4-3
67. 11/22/09	at Atlanta	Steven Stamkos	2:56	4-3
68. 1/21/10	vs. Toronto	Martin St. Louis	4:50	3-2
69. 1/23/10	vs. Atlanta	Jeff Halpern	Shootout	2-1
70. 2/6/10	vs. Calgary	Andrej Meszaros	1:58	2-1
71. 3/23/10	vs. Carolina	Martin St. Louis	0:29	3-2
72. 4/8/10	vs. Ottawa	Teddy Purcell	Shootout	4-3
73. 4/10/10	vs. Florida	Steven Stamkos	Shootout	4-3
2010-11				
74. 10/13/10	at Montreal	Ryan Malone	4:09	4-3
75. 11/30/10	at Toronto	Simon Gagne	1:15	4-3
76. 12/11/10	at Vancouver	Steven Stamkos	0:34	5-4
77. 12/15/10	vs. Atlanta	Victor Hedman	Shootout	2-1
78. 12/23/10	at NY Rangers	Ryan Malone	Shootout	4-3
79. 12/26/10	at Atlanta	Vincent Lecavalier	1:13	3-2
80. 1/1/11	vs. NY Rangers	Nate Thompson	0:19	2-1
81. 1/4/11	at Washington	Martin St. Louis	2:54	1-0
82. 1/18/11	vs. Columbus	Ryan Malone	Shootout	3-2
83. 1/20/11	at Atlanta	Dominic Moore	Shootout	3-2
84. 1/21/11	at Florida	Dominic Moore	Shootout	2-1
85. 2/6/11	vs. St. Louis	Vincent Lecavalier	4:53	4-3
86. 2/12/11	vs. Carolina	Marc-Andre Bergeron	1:32	4-3
87. 3/9/11	vs. Chicago	Martin St. Louis	Shootout	4-3
2011-12				
88. 11/4/11	vs. Chicago	Vincent Lecavalier	4:06	5-4
89. 11/6/11	at Florida	Dominic Moore	Shootout	4-3
90. 11/9/11	vs. Philadelphia	Brett Connolly	2:30	2-1
91. 11/25/11	at Florida	Steven Stamkos	2:29	2-1
92. 12/8/11	at NY Rangers	Dominic Moore	Shootout	3-2
93. 12/15/11	vs. Calgary	Steven Stamkos	0:30	5-4
94. 1/31/12	vs. Washington	Steven Stamkos	2:45	4-3
95. 2/16/12	vs. San Jose	Martin St. Louis	4:27	6-5
96. 3/2/12	vs. NY Rangers	Ryan Malone	1:58	4-3
97. 3/3/12	at Carolina	Steven Stamkos	2:41	4-3
98. 3/22/12	vs. Edmonton	Teddy Purcell	Shootout	3-2
99. 3/31/12	vs. Winnipeg	Steven Stamkos	0:45	3-2
100. 4/7/12	at Winnipeg	Teddy Purcell	1:08	4-3
2012-13				
101. 2/16/13	at Florida	Benoit Pouliot	1:19	6-5
102. 3/29/13	vs. New Jersey	Teddy Purcell	Shootout	5-4

DATE	OPPONENT	WINNING GOAL SCORER	TIME	SCORE
130. 1/15/16	vs. Pittsburgh	Vladislav Namestnikov	2:11	5-4
131. 2/12/16	vs. Nashville	Tyler Johnson	1:04	4-3
132. 2/18/16	vs. Winnipeg	Steven Stamkos	Shootout	6-5
133. 3/5/16	vs. Carolina	Alex Killorn	4:17	4-3
2016-17				
134. 10/18/16	vs. Florida	Brayden Point	Shootout	4-3
135. 12/3/16	vs. Washington	Brian Boyle	Shootout	2-1
136. 12/28/16	vs. Montreal	Tyler Johnson	1:36	4-3
137. 2/4/17	vs. Anaheim	Brian Boyle	Shootout	3-2
138. 2/19/17	at Colorado	Jonathan Drouin	2:27	3-2
139. 3/1/17	vs. Carolina	Victor Hedman	0:46	4-3
140. 3/4/17	at Buffalo	Brayden Point	Shootout	2-1
141. 3/14/17	at Ottawa	Victor Hedman	4:06	2-1
142. 3/24/17	at Detroit	Nikita Kucherov	3:28	2-1
143. 3/27/17	vs. Chicago	Yanni Gourde	4:25	5-4
2017-18				
144. 10/19/17	vs. Washington	Brayden Point	3:08	4-3
145. 11/4/17	vs. Columbus	Steven Stamkos	Shootout	5-4
146. 11/22/17	vs. Chicago	Brayden Point	3:25	3-2
147. 12/9/17	vs. Winnipeg	Brayden Point	0:36	4-3
148. 12/21/17	vs. Ottawa	Brayden Point	Shootout	4-3
149. 1/23/18	at Nashville	Yanni Gourde	1:45	4-3
150. 2/24/18	at Montreal	Brayden Point	Shootout	4-3
151. 2/26/18	vs. Toronto	Brayden Point	Shootout	4-3
152. 3/1/18	at Dallas	Cory Conacher	4:19	5-4
153. 3/3/18	vs. Philadelphia	Brayden Point	Shootout	7-6
154. 3/6/18	vs. Florida	Brayden Point	2:49	5-4
155. 3/10/18	vs. Montreal	Nikita Kucherov	Shootout	3-2
2018-19				
156. 10/6/18	vs. Florida	J.T. Miller	Shootout	2-1
157. 11/4/18	at Ottawa	Yanni Gourde	0:14	4-3
158. 11/17/18	at Philadelphia	Anthony Cirelli	1:47	6-5
159. 12/1/18	at Florida	Brayden Point	3:12	5-4
160. 12/4/18	at Detroit	Nikita Kucherov	Shootout	6-5
161. 12/20/18	at Calgary	J.T. Miller	Shootout	5-4
162. 12/27/18	vs. Philadelphia	Alex Killorn	0:18	6-5
163. 12/31/18	at Anaheim	Brayden Point	0:35	2-1
164. 2/1/19	at NY Islanders	Victor Hedman	Shootout	1-0
165. 2/21/19	vs. Buffalo	Steven Stamkos	Shootout	2-1
166. 2/25/19	vs. Los Angeles	Victor Hedman	Shootout	4-3
167. 2/27/19	at NY Rangers	Victor Hedman	3:25	4-3
168. 3/20/19	at Washington	Victor Hedman	3:01	5-4
2019-20				
169. 10/17/19	at Boston	Steven Stamkos	Shootout	4-3
170. 10/30/19	at New Jersey	Tyler Johnson	1:16	7-6
171. 12/3/19	at Nashville	Nikita Kucherov	2:35	3-2
172. 12/17/19	vs. Ottawa	Anthony Cirelli	4:41	4-3
173. 1/14/20	vs. Los Angeles	Steven Stamkos	Shootout	4-3
174. 2/10/20	at Columbus	Nikita Kucherov	0:31	2-1
175. 2/11/20	at Pittsburgh	Yanni Gourde	2:45	2-1
176. 2/17/20	at Colorado	Nikita Kucherov	3:03	4-3
2020-21				
177. 1/21/21	at Columbus	Brayden Point	1:56	3-2
178. 3/4/21	at Chicago	Alex Killorn	4:59	3-2
179. 3/9/21	at Detroit	Blake Coleman	2:17	4-3
180. 3/16/21	at Dallas	Brayden Point	Shootout	4-3
181. 4/15/21	vs. Florida	Victor Hedman	0:54	3-2
182. 4/19/21	vs. Carolina	Yanni Gourde	2:50	3-2
183. 4/25/21	vs. Columbus	Victor Hedman	0:10	4-3
2021-22				
184. 10/14/21	at Detroit	Ondrej Palat	2:43	7-6
185. 10/16/21	at Washington	Steven Stamkos	4:45	2-1
186. 11/13/21	vs. Florida	Brayden Point	2:13	3-2
187. 11/18/21	vs. Philadelphia	Steven Stamkos	Shootout	4-3
188. 11/21/21	vs. Minnesota	Steven Stamkos	Shootout	5-4
189. 12/4/21	at Boston	Steven Stamkos	1:31	3-2
190. 12/14/21	vs. Los Angeles	Mathieu Joseph	3:25	3-2
191. 12/28/21	vs. Montreal	Ondrej Palat	0:36	5-4
192. 2/1/22	vs. San Jose	Victor Hedman	2:45	3-2
193. 3/26/22	vs. Detroit	Brayden Point	2:32	2-1
194. 3/29/22	vs. Carolina	Steven Stamkos	0:52	4-3
195. 4/14/22	vs. Anaheim	Anthony Cirelli	1:58	4-3

DATE	OPPONENT	WINNING GOAL SCORER	TIME	SCORE
2022-23				
196. 10/21/22	at Florida	Brayden Point	2:08	3-2
197. 11/15/22	vs. Dallas	Alex Killorn	3:43	5-4
198. 11/19/22	at Nashville	Steven Stamkos	2:36	3-2
199. 11/28/22	at Buffalo	Steven Stamkos	2:44	6-5
200. 12/3/22	vs. Toronto	Alex Killorn	0:33	4-3
201. 12/29/22	vs. NY Rangers	Alex Killorn	Shootout	2-1
202. 2/14/23	at Colorado	Steven Stamkos	Shootout	4-3
203. 3/16/23	at New Jersey	Alex Killorn	Shootout	4-3
2023-24				
204. 11/20/23	vs. Boston	Brandon Hagel	1:19	5-4
205. 12/9/23	at Seattle	Nikita Kucherov	3:12	4-3
206. 12/23/23	at Washington	Victor Hedman	Shootout	2-1
207. 1/9/24	vs. Los Angeles	Nick Perbix	2:03	3-2
208. 1/11/24	vs. New Jersey	Darren Raddysh	1:52	4-3
209. 2/13/24	at Boston	Brayden Point	Shootout	3-2
210. 3/2/24	vs. Montreal	Victor Hedman	Shootout	4-3
211. 3/24/24	at Anaheim	Anthony Cirelli	0:59	3-2

LOSSES

DATE	OPPONENT	WINNING GOAL SCORER	TIME	SCORE
1992-93				
1. 10/16/92	at Buffalo	Bob Sweeney	2:30	4-5
2. 11/27/92	at Calgary	Joel Otto	1:01	2-3
3. 11/28/92	at Edmonton	Craig Simpson	3:45	3-4
4. 3/16/93	vs. Hartford	Murray Craven	1:03	3-4
1993-94				
5. 10/30/93	at Florida	Dave Lowry	4:56	1-2
6. 11/27/93	vs. Philadelphia	Kevin Dineen	0:34	3-4
7. 3/3/94	vs. New Jersey	John MacLean	3:04	4-5
8. 3/22/94	at NY Islanders	Vladimir Malakhov	3:59	4-5
1994-95				
9. 3/4/95	at Hartford	Robert Kron	1:11	2-3
10. 3/24/95	vs. Boston	Fred Knipscheer	3:32	3-4
1995-96				
11. 11/10/95	vs. Edmonton	Jason Arnott	2:41	3-4
12. 11/16/95	vs. Toronto	Benoit Hogue	0:32	4-5
13. 2/10/96	vs. Detroit	Sergei Fedorov	0:52	2-3
1996-97				
14. 12/21/96	at Hartford	Robert Kron	2:11	5-6
15. 2/14/97	at Washington	Steve Konowalchuk	2:57	4-5
1997-98				
16. 1/21/98	vs. Washington	Kelly Miller	3:32	2-3
17. 3/16/98	at Boston	Steve Heinze	1:24	3-4
18. 3/25/98	vs. Montreal	Patrice Brisebois	2:34	1-2
1998-99				
19. 12/15/98	at Pittsburgh	Kevin Hatcher	3:17	2-3
20. 1/4/99	at Toronto	Fredrik Modin	1:54	4-5
1999-00				
21. 10/19/99	vs. Vancouver	Mark Messier	0:43	5-6
22. 11/28/99	vs. Buffalo	Michal Grosseck	2:26	2-3
23. 12/19/99	at NY Rangers	Theo Fleury	0:45	4-5
24. 1/8/00	at Calgary	Phil Housley	4:28	2-3
25. 2/3/00	vs. Montreal	Martin Rucinsky	0:31	1-2
26. 2/10/00	at NY Islanders	Tim Connolly	3:49	4-5
27. 3/8/00	at Philadelphia	Eric Desjardins	3:49	2-3
2000-01				
28. 10/31/00	at Carolina	Sandis Ozolins	2:35	5-6
29. 11/25/00	at Florida	Pavel Bure	2:47	1-2
30. 1/27/01	at Florida	Pavel Bure	0:59	2-3
31. 3/13/01	vs. Edmonton	Eric Brewer	1:17	4-5
32. 4/5/01	vs. NY Rangers	Manny Malhotra	3:23	3-4
2001-02				
33. 11/3/01	at Pittsburgh	Billy Tibbetts	1:51	1-2
34. 12/29/01	vs. Boston	Glen Murray	2:34	4-5
35. 2/26/02	vs. Detroit	Brendan Shanahan	2:55	3-4
36. 3/24/02	vs. Boston	Bill Guerin	4:35	3-4
2002-03				
37. 11/9/02	vs. Chicago	Igor Korolev	2:39	2-3
38. 12/3/02	at Toronto	Karel Pilar	3:48	3-4
39. 12/7/02	at Boston	Nick Boynton	3:11	2-3
40. 1/9/03	vs. Atlanta	Ilya Kovalchuk	4:44	2-3
41. 2/6/03	vs. Toronto	Nik Antropov	3:49	2-3
2003-04				
42. 11/6/03	vs. Los Angeles	Zigmund Palffy	4:52	0-1
43. 1/19/04	vs. Colorado	Milan Hejduk (ps)	0:59	4-5
44. 1/21/04	at Vancouver	Marcus Naslund	4:39	4-5
45. 2/19/04	at St. Louis	Doug Weight	1:06	3-4
46. 2/20/04	at Buffalo	Daniel Briere	3:01	3-4
47. 3/29/04	vs. Ottawa	Chris Phillips	4:00	4-5
2004-05				
Did Not Play				
2005-06				
48. 10/13/05	vs. Buffalo	Daniel Briere	Shootout	3-4
49. 10/16/05	at Washington	Petr Sykora	Shootout	2-3
50. 11/15/05	at Washington	Alexander Ovechkin	Shootout	3-4
51. 1/24/06	vs. Florida	Olli Jokinen	3:15	2-3
52. 3/20/06	at Florida	Olli Jokinen	3:16	5-6
53. 4/14/06	at Carolina	Matt Cullen	Shootout	4-5
2006-07				
54. 11/4/06	at Boston	Glen Murray	0:17	5-6
55. 11/30/06	at Boston	Phil Kessel	Shootout	3-4
56. 2/17/07	at Florida	Nathan Horton	0:29	4-5
57. 2/27/07	vs. Dallas	Ladislav Nagy	1:35	1-2
58. 4/7/07	at Atlanta	Jonathan Sim	Shootout	2-3

DATE	OPPONENT	WINNING GOAL SCORER	TIME	SCORE
2007-08				
59. 10/27/07	vs. Buffalo	Thomas Vanek	4:19	3-4
60. 11/19/07	at Atlanta	Todd White	2:49	3-4
61. 12/8/07	vs. NY Islanders	Mike Sillinger	4:32	2-3
62. 1/1/08	at Toronto	Mats Sundin	Shootout	3-4
63. 1/5/08	at Ottawa	Mike Fisher	3:17	3-4
64. 2/9/08	at Atlanta	Alexei Zhitnik	1:26	1-2
65. 2/20/08	at Buffalo	Thomas Vanek	2:25	3-4
66. 3/7/08	at New Jersey	Patrick Elias	4:02	1-2
67. 3/27/08	vs. Washington	Tomas Fleischmann	2:27	3-4
2008-09				
68. 10/11/08	vs. Carolina	Eric Staal	4:36	3-4
69. 10/16/08	vs. NY Islanders	Trent Hunter	0:51	3-4
70. 10/18/08	vs. Minnesota	Antti Miettinen	Shootout	0-1
71. 11/5/08	at New Jersey	Jamie Langenbrunner	Shootout	2-3
72. 11/16/08	at Carolina	Tuomo Ruutu	Shootout	2-3
73. 11/18/08	vs. Florida	Nathan Horton	Shootout	3-4
74. 11/26/08	vs. NY Rangers	Markus Naslund	Shootout	2-3
75. 12/2/08	at Philadelphia	Mike Richards	2:05	3-4
76. 12/18/08	vs. Colorado	Milan Hejduk	Shootout	1-2
77. 12/30/08	vs. Montreal	Maxim Lapierre	Shootout	1-2
78. 2/4/09	at Pittsburgh	Evgeni Malkin	4:44	3-4
79. 2/19/09	vs. New Jersey	Patrick Elias	Shootout	2-3
80. 3/6/09	vs. St. Louis	Brad Boyes	0:27	3-4
81. 3/11/09	at Ottawa	Mike Fisher	2:38	2-3
82. 3/17/09	vs. Toronto	John Mitchell	Shootout	3-4
83. 3/21/09	vs. Atlanta	Vyacheslav Kozlov	Shootout	3-4
84. 3/26/09	at Montreal	Saku Koivu	1:45	2-3
85. 4/3/09	at New Jersey	Zach Parise	1:21	4-5
2009-10				
86. 10/6/09	at Carolina	Sergei Samsonov	Shootout	1-2
87. 10/8/09	vs. New Jersey	Zach Parise	Shootout	3-4
88. 10/24/09	vs. Buffalo	Tyler Myers	Shootout	2-3
89. 10/31/09	vs. New Jersey	David Clarkson	Shootout	1-2
90. 11/5/09	at Ottawa	Jason Spezza	4:17	2-3
91. 11/14/09	vs. Los Angeles	Anze Kopitar	Shootout	1-2
92. 11/19/09	at Anaheim	Scott Niedermayer	0:52	3-4
93. 11/28/09	at Dallas	Tom Wandell	2:12	3-4
94. 12/11/09	at Colorado	Wojtek Wolski	Shootout	1-2
95. 12/30/09	vs. Montreal	Tomas Plekanec	3:32	1-2
96. 1/29/10	vs. Anaheim	James Wisniewski	Shootout	1-2
97. 3/11/10	at Toronto	Phil Kessel	3:33	3-4
2010-11				
98. 10/21/10	vs. NY Islanders	Matt Moulson	1:56	2-3
99. 11/3/10	at Anaheim	Ryan Getzlaf	2:53	2-3
100. 11/27/10	vs. Florida	Stephen Weiss	Shootout	3-4
101. 12/10/10	at Edmonton	Jordan Eberle	Shootout	3-4
102. 12/22/10	at NY Islanders	John Tavares	3:23	1-2
103. 2/15/11	vs. Philadelphia	Kimmo Timonen	Shootout	3-4
104. 2/19/11	vs. Florida	Mike Santorelli	Shootout	2-3
105. 3/7/11	vs. Washington	Alex Ovechkin	Shootout	1-2
106. 3/12/11	at Florida	Jason Garrison	4:44	3-4
107. 3/17/11	at Montreal	Mike Cammalleri	Shootout	2-3
108. 3/19/11	at Ottawa	Jason Spezza	3:28	2-3
2011-12				
109. 10/10/11	at Washington	Matt Hedricks	Shootout	6-5
110. 10/15/11	at Florida	Marcel Goc	Shootout	3-2
111. 12/23/11	at Colorado	Matt Duchene	3:38	2-1
112. 1/10/12	vs. Vancouver	Mason Raymond	Shootout	5-4
113. 2/2/12	vs. Winnipeg	Kyle Wellwood	3:14	2-1
114. 2/9/12	at NY Rangers	Brad Richards	2:37	4-3
115. 3/8/12	at Washington	Alex Ovechkin	4:09	3-2
116. 4/5/12	at Toronto	Dion Phaneuf	4:01	3-2
2012-13				
117. 2/12/13	vs. Montreal	David Desharnais	Shootout	3-4
118. 4/2/13	vs. Florida	Peter Mueller	Shootout	2-3
119. 4/13/13	at Washington	Mike Green	2:59	5-6
120. 4/16/13	at Winnipeg	Mike Santorelli	Shootout	3-4
2013-14				
121. 11/22/13	at Anaheim	Ryan Getzlaf	4:54	0-1
122. 12/7/13	vs. Winnipeg	Mark Scheifele	1:04	1-2
123. 12/10/13	at Washington	Troy Brouwer	Shootout	5-6
124. 12/28/13	vs. Montreal	Lars Eller	Shootout	1-2
125. 1/16/14	vs. NY Islanders	Frans Nielsen	Shootout</	

DATE	OPPONENT	WINNING GOAL SCORER	TIME	SCORE
2014-15				
130. 10/11/14	vs. Ottawa	Mika Zibanejad	Shootout	2-3
131. 11/11/14	at Chicago	Patrick Kane	Shootout	2-3
132. 12/2/14	at Buffalo	Cody Hodgson	Shootout	1-2
133. 12/19/14	at New Jersey	Patrik Elias	Shootout	2-3
134. 2/3/15	at St. Louis	Jaden Schwartz	1:16	1-2
135. 2/10/15	at Nashville	James Neal	4:27	2-3
136. 3/12/15	at Boston	Patrice Bergeron	Shootout	2-3
137. 4/2/15	at Ottawa	Patrick Wiercioch	4:43	1-2
2015-16				
138. 10/20/15	at Nashville	Filip Forsberg	Shootout	4-5
139. 10/24/15	at Chicago	Jonathan Toews	0:17	0-1
140. 11/14/15	vs. Florida	Brandon Pirri	Shootout	4-5
141. 12/28/15	vs. Montreal	Max Pacioretty	Shootout	3-4
142. 3/8/16	vs. Boston	Brad Marchand	0:10	0-1
2016-17				
143. 11/3/16	vs. Boston	Jimmy Hayes	Shootout	3-4
144. 12/4/16	at Carolina	Phillip Di Giuseppe	1:26	0-1
145. 12/17/16	at Edmonton	Connor McDavid	Shootout	2-3
146. 12/29/16	vs. Toronto	Nazem Kadri	3:37	2-3
147. 1/17/17	at Anaheim	Rickard Rakell	0:54	1-2
148. 1/26/17	at Florida	Jonathan Marchessault	1:49	1-2
149. 2/10/17	at Minnesota	Mikko Koivu	Shootout	1-2
150. 2/18/17	at Dallas	Jamie Benn	3:47	3-4
151. 3/6/17	vs. NY Rangers	Mika Zibanejad	3:56	0-1
152. 4/1/17	vs. Montreal	Alexander Radulov	0:51	1-2
2017-18				
153. 10/17/17	at New Jersey	Kyle Palmieri	Shootout	4-5
154. 11/2/17	vs. NY Rangers	J.T. Miller	1:19	1-2
155. 1/4/18	at Montreal	Paul Byron	Shootout	1-2
156. 2/28/18	vs. Buffalo	Jason Pominville	1:26	1-2
157. 4/7/18	at Carolina	Elias Lindholm	0:49	2-3
2018-19				
158. 10/20/18	at Minnesota	Mikael Granlund	3:43	4-5
159. 12/16/18	at Winnipeg	Mark Scheifele	4:18	4-5
160. 2/5/19	vs. Vegas	Alex Tuch	Shootout	2-3
161. 2/7/19	vs. St. Louis	Brayden Schenn	4:01	0-1

DATE	OPPONENT	WINNING GOAL SCORER	TIME	SCORE
2019-20				
162. 10/6/19	at Carolina	Jacob Slavin	1:53	3-4
163. 10/26/19	vs. Nashville	Ryan Ellis	3:15	2-3
164. 11/29/19	at Washington	Dmitry Orlov	3:03	3-4
165. 12/19/19	vs. Dallas	Tyler Seguin	3:00	3-4
166. 1/27/20	at Dallas	Jamie Benn	2:07	2-3
167. 3/8/20	at Detroit	Robby Fabbri	Shootout	4-5
2020-21				
168. 1/28/21	at Carolina	Martin Necas	1:12	0-1
169. 3/5/21	at Chicago	Philipp Kurashev	Shootout	3-4
170. 5/1/21	at Detroit	Sam Gagner	Shootout	0-1
2021-22				
171. 10/23/21	vs. Colorado	Cale Makar	Shootout	3-4
172. 11/4/21	at Toronto	William Nylander	2:43	1-2
173. 11/9/21	vs. Carolina	Martin Necas	3:26	1-2
174. 11/30/21	at St. Louis	Ryan O'Reilly	Shootout	3-4
175. 12/31/21	vs. NY Rangers	Mika Zibanejad	Shootout	3-4
176. 1/29/22	vs. Vegas	Mark Stone	Shootout	2-3
177. 4/2/22	vs. Montreal	Nick Suzuki	Shootout	4-5
178. 4/8/22	vs. Boston	Charlie Coyle	3:37	1-2
2022-23				
179. 11/3/22	vs. Carolina	Sebastian Aho	Shootout	3-4
180. 2/7/23	vs. San Jose	Timo Meier	2:19	3-4
181. 2/15/23	at Arizona	Clayton Keller	Shootout	0-1
182. 2/23/23	vs. Buffalo	Ilya Lyubushkin	1:41	5-6
183. 3/2/23	vs. Pittsburgh	Jason Zucker	2:13	4-5
184. 3/9/23	vs. Vegas	Alec Martinez	3:09	3-4
2023-24				
185. 10/17/23	at Buffalo	Dylan Cozens	1:46	2-3
186. 10/21/23	vs. Toronto	John Tavares	4:05	3-4
187. 10/30/23	vs. Seattle	Jared McCann	2:53	3-4
188. 11/6/23	at Toronto	Calle Jarnkrok	0:46	5-6
189. 11/22/23	vs. Winnipeg	Adam Lowry	1:39	2-3
190. 2/29/24	vs. Buffalo	Rasmus Dahlin	1:42	2-3
191. 3/23/24	at Los Angeles	Vladislav Gavrikov	0:25	3-4
192. 4/11/24	vs. Ottawa	Brady Tkachuk	Shootout	2-3

OVERTIME HISTORY

LIGHTNING OVERTIME SCORING LEADERS

PLAYER	G	A	PTS	PLAYER	G	A	PTS
S. Stamkos	13	16	29	R. Zamboni	2	0	2
V. Hedman	8	15	23	D. Andreychuk	1	1	2
M. St. Louis	10	11	21	B. Bellows	1	1	2
B. Point	10	8	18	R. Gudus	1	1	2
N. Kucherov	6	10	16	A. Meszaros	1	1	2
V. Lecavalier	8	6	14	D. Raddysch	1	1	2
A. Killorn	6	6	12	M. Bergevin	0	2	2
T. Johnson	5	5	10	S. Downie	0	2	2
A. Cirelli	4	4	8	R. Hamrlik	0	2	2
O. Palat	4	4	8	M. Lundin	0	2	2
V. Prospal	4	4	8	R. McDonagh	0	2	2
P. Kubina	2	6	8	D. Moore	0	2	2
J. Gourde	5	1	6	N. Pratt	0	2	2
B. Richards	1	5	6	P. Ranger	0	2	2
D. Boyle	3	2	5	A. Tanguay	0	2	2
B. Bradley	2	3	5	A. Vasilevskiy	0	2	2
V. Namestnikov	2	3	5	S. Burr	1	0	1
T. Purcell	2	3	5	Z. Ciger	1	0	1
M. Bergeron	1	4	5	B. Coleman	1	0	1
M. Sergachev	0	5	5	C. Conacher	1	0	1
R. Malone	3	1	4	B. Connolly	1	0	1
C. Gratton	1	3	4	D. Crossman	1	0	1
B. Hagel	1	3	4	J. Cullimore	1	0	1
V. Filppula	0	4	4	J. Drouin	1	0	1
A. Stralman	0	4	4	R. Fedotenko	1	0	1
M. Andersson	2	1	3	S. Gagne	1	0	1
P. Klina	2	1	3	B. Hogue	1	0	1
N. Thompson	2	1	3	B. Houlder	1	0	1
J. Garrison	1	2	3	M. Joseph	1	0	1
C. Sarich	1	2	3	F. Kuba	1	0	1
E. Tucker	1	2	3	C. Millar	1	0	1
A. Brewer	0	3	3	N. Perbix	1	0	1
C. Stillman	0	3	3	B. Pouliot	1	0	1

OVERTIME/SHOOTOUT RECORD vs. NHL

OPPONENT	GP	W	L	T	PTS
Anaheim	10	4	5	1	14
Arizona	3	1	2	0	4
Boston	24	5	10	9	29
Buffalo	22	6	11	5	28
Calgary	9	7	1	1	16
Carolina	33	12	11	10	45
Chicago	17	8	4	5	25
Colorado	13	5	5	3	18
Columbus	7	6	0	1	13
Dallas	11	3	5	3	14
Detroit	13	8	3	2	21
Edmonton	6	1	3	2	7
Florida	42	19	13	10	61
Los Angeles	11	6	3	2	17
Minnesota	7	3	3	1	10
Montreal	28	11	11	6	39
Nashville	10	5	3	2	15
New Jersey	24	9	8	7	33
NY Islanders	20	11	6	3	31
NY Rangers	21	9	7	5	30
Ottawa	21	10	9	2	31
Philadelphia	19	8	3	8	27
Pittsburgh	16	7	4	5	23
Seattle	2	1	1	0	3
St. Louis	10	2	5	3	12
San Jose	7	4	1	2	11
Toronto	21	9	10	2	30
Vancouver	8	3	3	2	11
Vegas	0	3	0	3	3
Washington	27	12	9	6	39
Winnipeg	30	16	10	4	46

TOTAL 495 211 172 112 706

SHOOTOUT RECORD vs. NHL

OPPONENT	GP	W	L	PTS
Anaheim	2	1	1	3
Arizona	2	0	2	2
Boston	7	3	4	10
Buffalo	5	2	3	7
Calgary	1	1	0	2
Carolina	5	1	4	6
Chicago	5	3	2	8
Colorado	5	2	3	7
Columbus	2	2	0	4
Dallas	1	1	0	2
Detroit	5	3	2	8
Edmonton	3	1	2	4
Florida	15	9	6	24
Los Angeles	5	4	1	9
Minnesota	5	3	2	8
Montreal	12	5	7	17
Nashville	1	0	1	1
New Jersey	9	3	6	12
NY Islanders	5	4	1	9
NY Rangers	6	4	2	10
Ottawa	8	5	3	13
Philadelphia	4	3	1	7
Pittsburgh	2	2	0	4
St. Louis	1	0	1	1
San Jose	-	-	-	-
Toronto	4	2	2	6
Vancouver	1	0	1	1
Vegas	2	0	2	2
Washington	11	6	5	17
Winnipeg	9	6	3	15

TOTAL 143 76 67 219

LIGHTNING ALL-TIME SHOOTOUT SCORING LEADERS

PLAYER	S	G	%	GDG
J. Miller	2	2	100.0	2
N. Tarnasky	1	1	100.0	1
R. Colton	9	5	55.6	0
B. Richards	24	13	54.2	7
D. Moore	10	5	50.0	4
M. Carle	4	2	50.0	1
M. Kostka	2	1	50.0	0
J. Marchessault	2	1	50.0	0
S. Salo	2	1	50.0	1
B. Point	40	18	45.0	8
B. Boyle	5	2	40.0	2
A. Killorn	5	2	40.0	2
A. Hall	8	3	37.5	0
V. Prospal	14	5	35.7	3
S. Stamkos	62	22	35.5	11
J. Jokinen	9	3	33.3	0
D. Afanasev	3	1	33.3	1
E. Artyukhin	3	1	33.3	1
S. Gagne	3	1	33.3	0
J. Halpern	3	1	33.3	1
M. Sergachev	3	1	33.3	0
V. Hedman	36	11	30.6	6
V. Filppula	20	6	30.0	3
R. Callahan	14	4	28.6	3
N. Kucherov	45	12	26.7	4
J. Drouin	8	2	25.0	0
R. Malone	12	3	25.0	3
V. Lecavalier	49	12	24.5	4
T. Purcell	17	4	23.5	3
M. St. Louis	35	8	22.9	5
T. Johnson	5	1	20.0	0
O. Palat	8	1	12.5	0
A. Barre-Boulet	1	0	0.0	0
B. Bochenko	1	0	0.0	0
D. Boyle	1	0	0.0	0
B. Coleman	1	0	0.0	0
C. Conacher	1	0	0.0	0
R. Craig	1	0	0.0	0
K. Foster	1	0	0.0	0
C. Kunitz	1	0	0.0	0
P. Maroon	1	0	0.0	0
A. Meszaros	1	0	0.0	0
B. Morrow	1	0	0.0	

YEAR-BY-YEAR SHOOTOUT RECORD

SEASON	OVERALL			
	GP	W	L	PTS
2023-24	4	3	1	7
2022-23	5	3	2	8
2021-22	7	2	5	9
2020-21	3	1	2	4
2019-20	3	2	1	5
2018-19	7	6	1	13
2017-18	8	6	2	14
2016-17	7	4	3	11
2015-16	6	3	3	9
2014-15	8	3	5	11
2013-14	14	8	6	22
2012-13	4	1	3	5
2011-12	6	3	3	9
2010-11	12	6	6	18
2009-10	11	4	7	15
2008-09	13	3	10	16
2007-08	3	2	1	5
2006-07	12	10	2	22
2005-06	10	6	4	16
TOTAL	143	76	67	219

SEASON	HOME			
	GP	W	L	PTS
2023-24	2	1	1	3
2022-23	2	1	1	3
2021-22	5	1	4	6
2020-21	0	0	0	0
2019-20	1	1	0	2
2018-19	4	3	1	7
2017-18	5	5	0	10
2016-17	4	3	1	7
2015-16	5	3	2	8
2014-15	3	2	1	5
2013-14	8	3	5	11
2012-13	3	1	2	4
2011-12	2	1	1	3
2010-11	7	3	4	10
2009-10	9	4	5	13
2008-09	9	1	8	10
2007-08	1	1	0	2
2006-07	4	4	0	8
2005-06	5	4	1	9
TOTAL	79	42	37	121

SEASON	AWAY			
	GP	W	L	PTS
2023-24	2	2	0	4
2022-23	3	2	1	5
2021-22	2	1	1	3
2020-21	3	1	2	4
2019-20	2	1	1	3
2018-19	3	3	0	6
2017-18	3	1	2	4
2016-17	3	1	2	4
2015-16	1	0	1	1
2014-15	5	1	4	6
2013-14	6	5	1	11
2012-13	1	0	1	1
2011-12	4	2	2	6
2010-11	5	3	2	8
2009-10	2	0	2	2
2008-09	4	2	2	6
2007-08	2	1	1	3
2006-07	8	6	2	14
2005-06	5	2	3	7
TOTAL	64	34	30	98

YEAR-BY-YEAR OVERTIME AND SHOOTOUT RECORD

SEASON	OVERALL					HOME					AWAY				
	GP	W	L	T	PTS	GP	W	L	T	PTS	GP	W	L	T	PTS
2023-24	16	8	8	-	24 ^A	9	4	5	-	13 ^A	7	4	3	-	11 ^A
2022-23	14	8	6	-	22 ^A	8	3	5	-	11 ^A	6	5	1	-	11 ^A
2021-22	20	12	8	-	32 ^A	13	7	6	-	20 ^A	7	5	2	-	12 ^A
2020-21	10	7	3	-	17 ^A	3	3	0	-	6 ^A	7	4	3	-	11 ^A
2019-20	14	8	6	-	22 ^A	4	2	2	-	6 ^A	10	6	4	-	16 ^A
2018-19	17	13	4	-	30 ^A	6	4	2	-	10 ^A	11	9	2	-	20 ^A
2017-18	17	12	5	-	29 ^A	11	9	2	-	20 ^A	6	3	3	-	9 ^A
2016-17	20	10	10	-	30 ^A	10	6	4	-	16 ^A	10	4	6	-	14 ^A
2015-16	15	10	5	-	25 ^A	10	7	3	-	17 ^A	5	3	2	-	8 ^A
2014-15	15	7	8	-	22 ^A	5	4	1	-	9 ^A	10	3	7	-	13 ^A
2013-14	23	14	9	-	37 ^A	11	5	6	-	16 ^A	12	9	3	-	21 ^A
2012-13	6	2	4	-	8 ^A	3	1	2	-	4 ^A	3	1	2	-	4 ^A
2011-12	21	13	8	-	34 ^A	10	8	2	-	18 ^A	11	5	6	-	16 ^A
2010-11	25	14	11	-	39 ^A	11	6	5	-	17 ^A	14	8	6	-	22 ^A
2009-10	21	9	12	-	30 ^A	13	7	6	-	20 ^A	8	2	6	-	10 ^A
2008-09	23	5	18	-	28 ^A	14	3	11	-	17 ^A	9	2	7	-	11 ^A
2007-08	13	4	9	-	17 ^A	5	2	3	-	7 ^A	8	2	6	-	10 ^A
2006-07	20	15	5	-	35 ^A	7	6	1	-	13 ^A	13	9	4	-	22 ^A
2005-06	18	12	6	-	30 ^A	10	8	2	-	18 ^A	8	4	4	-	12 ^A
2004-05	DID NOT PLAY														
2003-04	18	4	6	8	22 [*]	9	2	3	4	11 [*]	9	2	3	4	11 [*]
2002-03	23	2	5	16	25 [*]	10	0	3	7	10 [*]	13	2	2	9	15 [*]
2001-02	19	4	4	11	23 [*]	10	2	3	5	12 [*]	9	2	1	6	11 [*]
2000-01	13	2	5	6	15 [*]	7	2	2	3	9 [*]	6	0	3	3	6 [*]
1999-00	16	0	7	9	16 [*]	8	0	4	4	8 [*]	8	0	3	5	8 [*]
1998-99	12	1	2	9	11	4	0	0	4	4	8	1	2	5	7
1997-98	13	0	3	10	10	9	0	2	7	7	4	0	1	3	3
1996-97	16	4	2	10	18	7	2	0	5	9	9	2	2	5	9
1995-96	18	3	3	12	18	9	1	3	5	7	9	2	0	7	11
1994-95	7	2	2	3	7	2	1	1	0	2	5	1	1	3	5
1993-94	18	3	4	11	17	8	1	1	6	8	10	2	3	5	9
1992-93	14	3	4	7	13	4	0	1	3	3	10	3	3	4	10
TOTALS:	479	203	164	112	682	236	102	78	56	329	243	101	86	56	331

Includes points from overtime and/or shootout losses.

^A Includes shootout wins and losses.

YEAR-BY-YEAR STREAKS

YEAR	WINNING	UNBEATEN	GAMES W/POINT	LOSING	WINLESS
2023-24	5 (2 times)	-	9 (3/9-3/30)	4 (11/27-12/2)	-
Home	8 (12/31-2/15)	-	8 (12/31-2/15)	4 (2/17-2/29)	-
Away	4 (2/10-2/25)	-	7 (3/16-4/4)	4 (2 times)	-
2022-23	5 (4 times)	-	5 (4 times)	5 (2/26-3/5)	-
Home	*12 (12/8-1/28)	-	*16 (12/8-2/23)	3 (2/23-3/2)	-
Away	3 (1/14-1/18)	-	3 (2 times)	3 (4 times)	-
2021-22	5 (2 times)	-	9 (10/26-11/18)	4 (4/2-4/8)	-
Home	7 (11/21-12/28)	-	9 (11/21-1/6)	3 (2 times)	-
Away	4 (2 times)	-	5 (11/30-12/9)	3 (3/8-3/12)	-
2020-21	6 (2 times)	-	9 (2/22-3/9)	3 (2 times)	-
Home	6 (1/13-2/5)	-	6 (1/13-2/5)	1 (7 times)	-
Away	3 (2/22-3/4)	-	6 (2/22-3/9)	3 (3/25-4/6)	-
2019-20	*11 (1/29-2/17)	-	13 (1/17-2/17)	4 (2/20-2/27)	-
Home	*11 (12/23-2/15)	-	* 13 (12/17-2/15)	3 (11/27-12/5)	-
Away	6 (1/29-2/17)	-	8 (1/17-2/17)	2 (4 times)	-
2018-19	10 (2/19-2/27)	-	16 (11/29-1/3)	2 (2 times)	-
Home	9 (11/29-1/10)	-	11 (11/19-3/5)	2 (2/5-2/7)	-
Away	6 (2/1-2/27)	-	9 (12-1/13)	1 (11 times)	-
2017-18	7 (12/2-12/16)	-	10 (2/20-3/10)	3 (2 times)	-
Home	8 (11/22-12/28)	-	8 (11/22-12/28)	2 (4 times)	-
Away	6 (10/19-11/12)	-	8 (10/16-11/12)	3 (2/5-2/13)	-
2016-17	4 (3 times)	-	7 (2/4-2/21)	4 (11/25-12/1)	-
Home	3 (3 times)	-	5 (3 times)	3 (2 times)	-
Away	5 (3/4-3-24)	-	6 (1/24-2/19)	5 (2 times)	-
2015-16	9 (2/18-3/5)	-	9 (2/18-3/5)	4 (10/24-10/31)	-
Home	9 (1/2-2/12)	-	9 (1/2-2/12)	3 (10/29-11/10)	-
Away	6 (2/20-3/3)	-	6 (2/20-3/3)	3 (2 times)	-
2014-15	6 (10/28-11/9)	-	7 (10/28-11/11)	2 (5 times)	-
Home	10 (12/11 to 1/31)	-	10 (12/11-1/31)	2 (12/6-12/9)	-
Away	2 (5 times)	-	4 (2 times)	4 (2 times)	-
2013-14	5 (2 times)	-	7 (3/8- 3/20)	3 (3/2- 3/6)	-
Home	7 (10/24-11/27)	-	7 (10/24-11/27)	2 (4/3-4/5)	-
Away	5 (12/15-1/3)	-	5 (12/15-1/3)	3 (11/16-11/21)	-
2012-13	5 (1/22-2/1)	-	5 (1/22-2/1)	6 (2 times)	-
Home	5 (1/19-2/1)	-	6 (3/16-4/9)	5 (2/21-3/14)	-
Away	2 (2 times)	-	2 (2 times)	7 (4/6-4/25)	-
2011-12	5 (1/17-1/31)	-	6 (1/17-2/2)	7 (1/3-1/15)	-
Home	6 (10/20-11/17)	-	6 (10/20-11/17)	3 (2 times)	-
Away	2 (2 times)	-	4 (2 times)	6 (12/21-1/13)	-
2010-11	6 (1/18-2/1)	-	8 (12/10-12/26)	4 (2 times)	-
Home	4 (2 times)	-	7 (11/22-12/20)	3 (2 times)	-
Away	3 (3 times)	-	7 (3/12-4/3)	5 (11/3-11/12)	-
2009-10	4 (2/2-2/9)	-	7 (11/3-11/19)	6 (12/7-12/17)	-
Home	3 (3 times)	-	9 (10/8-11/4)	4 (3/14-3/20)	-
Away	2 (3 times)	-	5 (11/3-11/19)	7 (11/28-12/17)	-
2008-09	3 (3 Times)	-	4 (4 times)	9 (4 times)	-
Home	3 (1/19-1/27)	-	4 (10/11-10/21)	5 (3/3-3/21)	-
Away	2 (4 times)	-	5 (3/1-3/26)	8 (11/10-12/10)	-
2007-08	5 (11/7-11/16/07)	-	6 (11/7-11/19/07)	7 (12/22-1/5/08)	-
Home	5 (10/4-10/25/07)	-	6 (10/4-10/27/07)	5 (12/22-1/15/08)	-
Away	6 (1/8-2/7/08)	-	*10 (1/5-2/20/08)	7 (10/13-11/5/07)	-
2006-07	5 (1/7-1/15/07)	-	6 (2/11-2/22/07)	4 (2 times)	-
Home	5 (2/3-2/20/07)	-	5 (2/3-2/20/07)	2 (7 times)	-
Away	*7 (1/7-2/1/07)	-	7 (1/7-2/1/07)	4 (11/30-12/14/06)	-
2005-06	5 (11/27-12/10/05)	-	6 (2 times)	6 (11/1-11/05)	-
Home	*8 (3/17-4/8/06)	-	8 (3/17-4/8/06)	3 (2/28-3/6/06)	-
Away	4 (1/17-1/28/06)	-	5 (10/15-10/29/05)	6 (3/14-4/14/06)	-
2003-04	*8 (2/23-3/6/04)	11 (2/23-3/12/04)	*18 (2/5-3/12/04)	6 (11/23-12/4/03)	6 (11/23-12/4/03)
Home	7 (2/12-3/12/04)	*10 (1/29-3/12/04)	*13 (1/3-3/12/04)	3 (12/4-12/20/03)	5 (11/25-12/20/03)
Away	5 (2/23-3/6/04)	*7 (2/23-3/10/04)	*3 (12/9-12/16/03)	3 (12/23/03-1/6/04)	3 (12/23/03-1/6/04)
2002-03	4 (2/25-3/4/03)	*13 (3/7-4/2/03)	13 (3/7-4/2/03)	3 (5 Times)	5 (2 Times)
Home	5 (10/12-11/08/02)	9 (2/25-4/2/03)	9 (2/25-4/2/03)	3 (11/19-11/29/02)	3 (2 Times)
Away	2 (4 Times)	6 (3/14-3/31/03)	6 (3/14-3/31/03)	5 (2 Times)	6 (2 Times)
2001-02	3 (12/17-12/26/01)	7 (3/10-3/22/02)	8 (3/10-3/24/02)	5 (3/26-4/3/02)	7 (3/22-4/3/02)
Home	6 (11/17-12/21/01)	6 (11/17-12/21/01)	6 (11/17-12/21/01)	3 (12/31/01-1/12/02)	7 (12/27/01-1/19/02)
Away	3 (3 Times)	3 (1/6-1/15/02)	3 (1/6-1/15/02)	9 (2/11-4/10/02)	9 (2/11-4/10/02)
2000-01	3 (3 Times)	3 (4 Times)	7 (3/6-3/21/01)	8 (1/12-1/25/01)	10 (1/12-1/29/01)
Home	4 (2/20-3/10/01)	4 (2/20-3/10/01)	7 (2/20-3/1		

ALL-TIME HAT TRICKS

HAT TRICKS FOR

DATE	PLAYER	OPPONENT	SCORE	GOALTENDER
1992-93				
1. 10/7/92	Chris Kontos (4)	vs. Chicago	W, 7-3	Ed Bellour
2. 11/19/92	Doug Crossman	at NY Islanders	W, 6-5 (OT)	Mark Fitzpatrick
3. 12/5/92	Brian Bradley	vs. Detroit	L, 9-7	Vincent Riendeau
4. 4/13/93	Mikael Andersson	at Winnipeg	W, 5-3	Jim Hrivnac
1993-94				
None				
1994-95				
None				
1995-96				
5. 3/1/96	Brian Bellows	at San Jose	W, 7-3	Wade Flaherty
6. 3/1/96	Jason Wiemer	at San Jose	W, 7-3	Wade Flaherty
1996-97				
7. 10/12/96	Chris Gratton	at Toronto	W, 7-4	Felix Potvin
8. 1/8/96	Dino Ciccarelli	vs. Pittsburgh	T, 5-5	Ken Wregget
1997-98				
9. 11/19/97	Rob Zamuner	vs. NY Rangers	W, 6-3	Jason Muzzatti
10. 3/21/98	Mikael Renberg	vs. Florida	W, 5-1	John Vanbiesbrouck
1998-99				
11. 12/30/98	Wendel Clark	at Carolina	L, 3-4	Arturs Irbe
12. 3/16/99	Wendel Clark	at Montreal	W, 6-1	Jeff Hackett
13. 3/19/99	Wendel Clark	vs. Detroit	L, 3-5	Chris Osgood
1999-2000				
None				
2000-01				
14. 10/22/00	Fredrik Modin	at NY Rangers	W, 4-2	Mike Richter
2001-02				
15. 1/15/02	Zdeno Ciger	at New Jersey	W, 5-4 (OT)	Martin Brodeur
2002-03				
16. 10/18/02	Vincent Lecavalier	vs. Pittsburgh	W, 4-1	Johan Hedberg
17. 1/30/03	Martin St. Louis	vs. Carolina	W, 3-1	Kevin Weekes
18. 3/22/03	Vincent Lecavalier	at Phoenix	W, 4-0	Brian Boucher
2003-04				
19. 11/8/03	Vincent Lecavalier	vs. Pittsburgh	W, 9-0	Sebastien Caron
20. 1/3/04	Fredrik Modin	vs. Philadelphia	W, 6-1	Robert Esche
21. 1/3/04	Martin St. Louis	vs. Carolina	W, 5-4	Kevin Weekes/ Jamie Storr Roman Turek
22. 1/24/04	Martin St. Louis	at Calgary	W, 6-2	Did Not Play
2004-05				
22. 1/24/04	Martin St. Louis	at Calgary	W, 6-2	Did Not Play
2005-06				
23. 11/14/05	Vaclav Prospal	vs. Philadelphia	W, 5-2	Robert Esche
24. 1/28/06	Fredrik Modin	at Philadelphia	W, 6-0	Antero Niittymaki
2006-07				
25. 10/26/06	Martin St. Louis	vs. Carolina	W, 5-1	Cam Ward
26. 12/7/06	Vincent Lecavalier	vs. Atlanta	W, 8-0	Kari Lehtonen
27. 12/23/06	Dan Boyle	vs. NY Rangers	W, 4-3	Henrik Lundqvist
2007-08				
28. 11/14/07	Vincent Lecavalier	vs. Carolina	W, 6-1	John Graham
29. 3/11/08	Vincent Lecavalier	vs. NY Islanders	W, 8-4	Rick DiPietro
2008-09				
30. 2/17/09	Steven Stamkos	vs. Chicago	L, 3-5	Cristobal Huet
2009-10				
31. 10/10/09	Ryan Malone	vs. Carolina	W, 5-2	Cam Ward
2010-11				
32. 10/22/10	Steven Stamkos	at Atlanta	W, 5-2	Chris Mason/ Peter Mannino
33. 11/18/10	Steven Stamkos	at Philadelphia	W, 8-7	Sergei Bobrovsky/ Brian Boucher Jason Labarbera
34. 2/23/11	Teddy Purcell	vs. Phoenix	W, 8-3	Ray Emery
2011-12				
35. 11/4/11	Steven Stamkos	vs. Chicago	W, 5-4 (OT)	Ray Emery
36. 12/31/11	Steven Stamkos	vs. Carolina	W, 5-2	Cam Ward
37. 2/4/12	Martin St. Louis	vs. Florida	W, 6-3	Scott Clemmensen
38. 2/26/12	Martin St. Louis	at New Jersey	L, 4-5	Martin Brodeur
39. 3/29/12	Ryan Malone	at New Jersey	L, 4-6	Martin Brodeur
40. 4/7/12	Teddy Purcell	vs. Winnipeg	W, 4-3 (OT)	Ondrej Pavelec
2012-13				
41. 4/24/13	Martin St. Louis	vs. Toronto	W, 5-2	James Reimer
2013-14				
42. 10/10/13	Steven Stamkos	vs. Florida	W, 7-2	Jacob Markstrom
43. 1/18/14	Martin St. Louis	vs. San Jose	L, 4-5	Antti Niemi
44. 1/25/14	Tyler Johnson	vs. Colorado	W, 5-2	Semyon Varlamov
45. 3/19/14	Steven Stamkos	at Toronto	W, 5-3	James Reimer
2014-15				
46. 10/13/14	Steven Stamkos	vs. Montreal	W, 7-1	Carey Price
47. 10/28/14	Nikita Kucherov	vs. Arizona	W, 7-3	Mike Smith
48. 12/23/14	Tyler Johnson	vs. Pittsburgh	W, 4-3	Marc-Andre Fleury
49. 1/29/15	Cedric Paquette	vs. Detroit	W, 5-1	Petr Mrazek
50. 1/15/16	Vladislav Namestnikov	vs. Pittsburgh	W, 5-4OT	Marc-Andre Fleury
2015-16				
46. 10/13/14	Steven Stamkos	vs. Montreal	W, 7-1	Carey Price
47. 10/28/14	Nikita Kucherov	vs. Arizona	W, 7-3	Mike Smith
48. 12/23/14	Tyler Johnson	vs. Pittsburgh	W, 4-3	Marc-Andre Fleury
49. 1/29/15	Cedric Paquette	vs. Detroit	W, 5-1	Petr Mrazek
50. 1/15/16	Vladislav Namestnikov	vs. Pittsburgh	W, 5-4OT	Marc-Andre Fleury
2016-17				
51. 2/27/17	Nikita Kucherov	vs. Ottawa	W, 5-1	Mike Condon
52. 3/23/17	Nikita Kucherov	at Boston	W, 6-3	Tuukka Rask
2017-18				
53. 1/9/18	Tyler Johnson	vs. Carolina	W, 5-4	Cam Ward
54. 3/13/18	J.T. Miller vs. vs. Ottawa		L, 7-4	Mike Condon
2018-19				
55. 10/16/18	Tyler Johnson	vs. Carolina	W, 4-2	Petr Mrazek
56. 11/15/18	Brayden Point	at Pittsburgh	W, 4-3	Matt Murray
57. 12/10/18	Steven Stamkos	vs. NY Rangers	W, 6-3	Henrik Lundqvist
58. 3/16/19	Alex Killorn	vs. Washington	W, 4-3	Braden Holtby
2019-20				
59. 1/7/20	Carter Verhaeghe	vs. Vancouver	W, 9-2	Jacob Markstrom/ Thatcher Demko
60. 1/17/20	Anthony Cirelli	at Winnipeg	W, 7-1	Connor Hellebuyck/ Laurent Brossiot
2020-21				
None				
2021-22				
61. 1/11/22	Nikita Kucherov	at Buffalo	W, 6-1	Ukko-Pekka
62. 4/29/22	Steven Stamkos	at NY Islanders	W, 6-4	Ilya Sorokin
2022-23				
63. 1/18/23	Steven Stamkos	at Vancouver	W, 5-2	Collin Delia
64. 3/18/23	Brandon Hagel	vs. Montreal	W, 5-3	Sam Montembeault

DATE	PLAYER	OPPONENT	SCORE	GOALTENDER
2023-24				
65. 11/4/23	Brayden Point	at Ottawa	W, 6-4	Anton Forsberg/ Jonas Korpisalo
66. 11/24/23	Brayden Point	at Carolina	W, 8-2	Antti Raanta
67. 12/14/23	Steven Stamkos	at Edmonton	W, 7-4	Stuart Skinner
68. 1/23/24	Nikita Kucherov	at Philadelphia	W, 6-3	Samuel Ersson
69. 3/14/24	Brayden Point	vs. NY Rangers	W, 6-3	Igor Shesterkin
70. 4/9/24	Steven Stamkos	vs. Columbus	W, 5-2	Jet Greaves

HAT TRICKS AGAINST

DATE	PLAYER	OPPONENT	SCORE	GOALTENDER
1992-93				
1. 11/17/92	Evgeny Davydov	vs. Winnipeg	L, 5-6	Wendell Young
2. 3/9/93	Teemu Selanne	vs. Winnipeg	L, 2-4	Wendell Young
1993-94				
3. 12/1/93	Derek Plante	vs. Buffalo	L, 0-3	Daren Poppa
4. 2/15/94	Peter Bondra (5)	at Washington	L, 3-8	Daren Poppa
5. 3/15/94	Gary Roberts (4)	vs. Calgary	L, 3-7	Daren Poppa/ Wendell Young
1994-95				
6. 2/14/95	John LeClair	vs. Philadelphia	L, 2-5	Daren Poppa
7. 3/1/95	John Ue Krupp	at Quebec	L, 2-8	Daren Poppa/ J.C. Bergeron
1995-96				
8. 10/15/95	Dan Quinn	vs. Ottawa	L, 4-7	Daren Poppa
9. 1/2/96	Thoren Fleury	at Calgary	L, 0-10	Daren Poppa/ J.C. Bergeron
10. 1/6/96	Alexander Mogilny	at Vancouver	L, 2-9	Daren Poppa/ J.C. Bergeron
11. 3/26/96	Stephane Richer	vs. New Jersey	L, 4-6	Daren Poppa
12. 11/16/96	Brian Rolston	at New Jersey	L, 3-6	Derek Wilkinson
1997-98				
13. 3/28/98	Vincent Damphousse	at Montreal	L, 2-8	Mark Fitzpat- rick/ Zac Bierk
1998-99				
14. 10/16/98	John LeClair	vs. Philadelphia	L, 2-5	Daren Poppa
15. 11/10/98	Kevin Stevens	vs. NY Rangers	L, 2-10	Bill Ranford
16. 2/3/99	Peter Bondra (4)	at Washington	L, 1-10	Corey Schwab/ Bill Ranford Corey Schwab
17. 3/8/99	Magnus Arvedson	at Ottawa	L, 3-9	Daren Poppa
1999-00				
18. 10/7/99	Luc Robitaille	vs. Los Angeles	L, 2-5	Daren Poppa
19. 10/28/99	Dave Andreychuk (4)	at Boston	L, 3-7	Daren Poppa/ Kevin Hodson
20. 1/1/00	Pavel Bure (4)	at Florida	L, 5-7	Kevin Hodson
21. 3/12/00	Tony Amonte	vs. Chicago	L, 1-4	Rich Parent
2000-01				
22. 11/1/00	Theoren Fleury	at NY Rangers	L, 1-6	Kevin Weekes
23. 12/6/00	John LeClair	at Philadelphia	L, 3-6	Dan Cloutier
24. 1/4/01	Jason Labarbera	at Ottawa	L, 3-8	Kevin Weekes/ Dan Cloutier
25. 2/17/01	Petr Nedved	vs. NY Rangers	L, 4-5	Kevin Weekes
26. 3/1/01	Joe Thornton	at Boston	L, 1-3	Kevin Weekes
2002-03				
27. 11/5/02	Alexander Mogilny	at Toronto	L, 3-4	Nikolai Khabibulin
28. 2/4/03	Jaromir Jagr	vs. Washington	L, 1-5	John Graham/ Nikolai Khabibulin
29. 2/11/03	Dave Scatchard	at NY Islanders	L, 2-6	Nikolai Khabibulin
30. 4/6/03	Kamil Pirots	at Atlanta	L, 2-6	John Graham
2003-04				
None				
2004-05				
Did Not Play				
2005-06				
31. 11/1/05	Ilya Kovalchuk	at Atlanta	L, 2-5	John Graham
32. 3/9/06	Derek Roy	at Buffalo	L, 5-8	John Graham/ Sean Burke
2006-07				
33. 10/16/06	Justin Williams	vs. Carolina	L, 1-5	Marc Denis/ Johan Holmqvist
34. 11/8/06	Nils Ekman	at Pittsburgh	W, 4-3	Johan Holmqvist
35. 12/5/06	Daniel Briere	at Buffalo	L, 1-4	Marc Denis
36. 3/18/07	Alexander Semin	at Washington	L, 1-7	Marc Denis
2007-08				
37. 10/31/07	Jay Pandolfo	at New Jersey	L, 1-6	Johan Holmqvist/ Marc Denis
38. 11/3/07	Ilya Kovalchuk	vs. Atlanta	L, 4-6	Johan Holmqvist
39. 12/13/07	Kristian Huselius	vs. Caglyar	L, 6-9	Johan Holmqvist/ Marc Denis
40. 12/13/07	Jarome Iginla	vs. Calgary	L, 6-9	Johan Holmqvist/ Marc Denis
41. 1/24/08	Daniel Alfredsson	vs. Ottawa	L, 8-4	Johan Holmqvist/ Karri Ramo
42. 2/20/08	Thomas Vanek	at Buffalo	L, 3-4 (OT)	Johan Holmqvist
43. 3/19/08	Thomas Vanek	at Buffalo	L, 4-7	Karri Ramo
44. 4/2/08	Chad Larose	at Carolina	L, 2-6	Mike Smith
2008-09				
45. 11/6/08	Chris Drury	at NY Rangers	L, 2-5	Mike Smith
46. 11/23/08	Dainius Zubrus (4)	vs. New Jersey	L, 3-7	Olaf Kolzig/ Karri Ramo
47. 3/7/09	Eric Staal (4)	vs. Carolina	L, 3-9	Mike McKenna/ Karri Ramo
2009-10				
48. 10/15/09	Milan Michalek	at Ottawa	L, 1-7	Mike Smith
49. 3/18/10	Jason Pominville	vs. Buffalo	L, 2-6	Antero Niittymaki
50. 3/27/10	Derek Roy	at Buffalo	L, 1-7	Antero Niittymaki/ Mike Smith

DATE	PLAYER	OPPONENT	SCORE	GOALTENDER
2010-11				
51. 11/11/10	Alexander Semin	at Washington	L, 3-6	Dan Ellis
52. 11/26/10	Alexander Semin	at Washington	L, 0-6	Mike Smith/ Dan Ellis
53. 1/5/11	Chris Kunitz	at Pittsburgh	L, 1-8	Dwayne Roloson
54. 2/8/11	Drew Stafford	vs. Buffalo	L, 4-7	Dwayne Roloson
55. 4/5/11	Thomas Vanek	at Buffalo	L, 2-4	Dwayne Roloson
2011-12				
56. 11/13/12	Troy Brouwer	at Washington	L, 3-4	Dwayne Roloson
57. 1/15/12	Evgeni Malkin	vs. Pittsburgh	L, 3-6	Mathieu Garon
58. 2/14/12	Jason Spezza	vs. Ottawa	L, 0-4	Mathieu Garon
59. 2/25/12	Evgeni Malkin	vs. Pittsburgh	L, 1-8	Dwayne Roloson
60. 3/6/12	Milan Michalek	vs. Ottawa	L, 3-7	Dwayne Roloson
2012-13				
-None-				
2013-14				
61. 10/12/13	Sidney Crosby	vs. Pittsburgh	L, 4-5	Anders Lindback
62. 12/10/13	Alex Ovechkin	at Washington	L, 5-6 (OT)	Ben Bishop
63. 1/18/14	Joe Pavelski	vs. San Jose	L, 4-5	Ben Bishop
2014-15				
64. 12/13/14	Nicklas Backstrom	at Washington	L, 2-4	Ben Bishop
65. 2/22/15	Nathan MacKinnon	at Colorado	L, 4-5	Andrei Vasilevsky
2015-16				
-None-				
2016-17				

TEN LOWEST HOME ATTENDANCES

NO.	DATE	SITE	OPPONENT	ATTEND.
1.	October 18, 1998	Ice Palace Arena	Washington	7,715
2.	March 2, 1999	Ice Palace Arena	Washington	8,035
3.	November 17, 1992	Expo Hall	Winnipeg	8,062
4.	October 25, 1998	Ice Palace Arena	Vancouver	8,315
5.	January 17, 2000	Ice Palace Arena	Washington	8,323
6.	November 3, 1992	Expo Hall	St. Louis	8,452
7.	October 30, 1992	Expo Hall	San Jose	8,706
8.	October 23, 1998	Ice Palace Arena	Los Angeles	8,708
9.	February 11, 1992	Expo Hall	Minnesota	8,748
10.	February 22, 1999	Ice Palace Arena	New Jersey	8,802

* Does not include 2020-21 season where COVID-19 impacted attendance

TEN HIGHEST AMALIE ARENA ATTENDANCES

NO.	DATE	OPPONENT	ATTEND.
1.	October 5, 2005	Carolina	*22,120
2.	December 28, 2005	Montreal	*21,934
3.	November 25, 2005	New Jersey	*21,812
4.	December 30, 2005	Boston	*21,524
5.	January 26, 2007	New Jersey	*21,404
6.	February 3, 2007	NY Rangers	*21,354
7.	March 25, 2006	NY Rangers	*21,319
8.	March 16, 2007	Buffalo	*21,264
9.	October 7, 2006	Boston	*21,234
10.	February 4, 2006	Washington	*21,219

* Indicates sellout - 19,758 prior to 2011-12 season; 19,204 prior to 2015-16 season; 19,092 following.

ALL-TIME NEUTRAL SITE GAMES

DATE	SITE	OPPONENT	RESULT	ATTENDANCE
December 9, 1992	Miami Arena (Miami, Florida)	NY Rangers	L, 5-6	12,842
February 20, 1993	Halifax Metro Center (Halifax, Nova Scotia)	Quebec	L, 2-5	9,584
January 4, 1994	Copps Coliseum (Hamilton, Ontario)	Toronto	W, 1-0	17,526
January 17, 1994	Target Center (Minneapolis, Minnesota)	Detroit	L, 3-6	8,764

GREATEST MARGIN OF VICTORY

MARGIN	DATE	OPPONENT	SCORE
9	11/8/03	vs. Pittsburgh	9-0
8	12/7/06	vs. Atlanta	8-0
7	1/7/20	vs. Vancouver	9-2
	4/21/22	vs. Toronto	8-1
	3/9/24	vs. Philadelphia	7-0
6	11/22/00	vs. Atlanta	8-2
	3/3/01	at NY Islanders	6-0
	10/20/05	at Atlanta	6-0
	1/28/06	at Philadelphia	6-0
	1/23/11	vs. Atlanta	7-1
	10/13/14	vs. Montreal	7-1
	10/21/17	vs. Pittsburgh	7-1
	10/13/18	vs. Columbus	8-2
	12/8/18	vs. Colorado	7-1
	2/14/19	vs. Dallas	6-0
	11/14/19	vs. NY Rangers	9-3
	12/7/19	vs. San Jose	7-1
	1/17/20	at Winnipeg	7-1
	12/5/21	at Philadelphia	7-1
	1/22/22	at San Jose	7-1
	10/26/23	vs. San Jose	6-0
	11/24/23	at Carolina	8-2

TEN LOWEST AMALIE ARENA ATTENDANCES

NO.	DATE	OPPONENT	ATTEND.
1.	October 18, 1998	Washington	7,715
2.	March 2, 1999	Washington	8,035
3.	October 25, 1998	Vancouver	8,315
4.	January 17, 2000	Washington	8,323
5.	October 23, 1998	Los Angeles	8,708
6.	February 22, 1999	New Jersey	8,802
7.	October 21, 1998	Pittsburgh	9,073
8.	February 2, 1999	Toronto	9,097
9.	January 26, 1999	Montreal	9,108
10.	February 10, 1999	St. Louis	9,347

* Does not include 2020-21 season where COVID-19 impacted attendance

ALL-TIME HOME GAMES AT ORLANDO ARENA

DATE	OPPONENT	RESULT	ATTEND.
December 14, 1993	Montreal	T, 1-1	9,433
December 26, 1993	Florida	L, 1-3	10,964
January 2, 1994	Anaheim	L, 1-4	10,871
January 24, 1994	Buffalo	W, 4-0	10,261
March 20, 1994	Washington	L, 0-3	8,809

1996-97	11/27/95	vs. Los Angeles	2-0	45	Daren Poppa
	10/12/95	at Ottawa	3-0	18	Daren Poppa
	11/3/96	at Edmonton	5-0	28	Daren Poppa
	12/3/96	vs. Chicago	2-0	20	Daren Poppa
	3/10/96	vs. Washington	1-0	28	Daren Poppa
1997-98	14/10/96	at Buffalo	4-0	22	Corey Schwab
	15/11/96	vs. Los Angeles	3-0	31	Corey Schwab
	16/1/97	at Chicago	2-0	27	Rick Tabaracci
	17/2/97	at Phoenix	2-0	21	Rick Tabaracci
	18/3/97	vs. Florida	2-0	24	Rick Tabaracci
	19/3/25/97	vs. Ottawa	5-0	28	Rick Tabaracci
	20/12/17/97	vs. Boston	2-0	31	Corey Schwab
	21/12/31/97	vs. NY Rangers	2-0	14	Corey Schwab (33 min.), Derek Wilkinson (27 min., W)
	22/3/14/98	vs. Chicago	1-0	37	Mark Fitzpatrick
1998-99	23/10/21/98	vs. Pittsburgh	5-0	28	Daren Poppa
	24/10/30/98	at Los Angeles	3-0	27	Daren Poppa
	25/12/29/98	vs. NY Islanders	3-0	35	Bill Ranford
	26/4/8/99	vs. Boston	3-0	7	Kevin Hodson (20 min., W), Corey Schwab (40 min.)

2000-01	27/11/14/00	at Montreal	1-0	34	Kevin Weekes
	28/12/2/00	vs. Detroit	3-0	26	Dan Cloutier
	29/2/24/01	at Philadelphia	0-0	27	Kevin Weekes
	30/3/3/01	at NY Islanders	6-0	25	Kevin Weekes
	31/3/8/01	vs. Carolina	1-0	20	Kevin Weekes
2001-02	32/10/13/01	at Los Angeles	1-0	31	Kevin Weekes
	33/10/25/01	vs. Los Angeles	3-0	28	Nikolai Khabibulin
	34/11/7/01	vs. Carolina	2-0	26	Nikolai Khabibulin
	35/11/23/01	vs. New Jersey	2-0	29	Nikolai Khabibulin
	36/11/25/01	at Carolina	4-0	41	Nikolai Khabibulin
	37/12/6/01	vs. Columbus	1-0	27	Nikolai Khabibulin
	38/12/26/01	at Nashville	1-0	31	Kevin Weekes
	39/1/6/02	at Phoenix	3-0	33	Nikolai Khabibulin
	40/1/28/02	at NY Rangers	1-0	42	Nikolai Khabibulin
2002-03	41/10/30/02	vs. NY Rangers	3-0	24	Nikolai Khabibulin
	42/1/7/03	vs. Detroit	1-0	30	Nikolai Khabibulin
	43/1/28/03	at Philadelphia	3-0	34	John Grahame
	44/2/19/03	vs. Atlanta	2-0	27	John Grahame
	45/2/25/03	vs. Anaheim	2-0	24	Nikolai Khabibulin
	46/3/22/03	at Phoenix	4-0	21	Nikolai Khabibulin
2003-04	47/10/23/03	at Columbus	1-0	20	John Grahame
	48/11/8/03	vs. Pittsburgh	9-0	15	Nikolai Khabibulin
	49/11/23/03	at Carolina	0-0	37	Nikolai Khabibulin
	50/3/1/04	at Colorado	3-0	16	Nikolai Khabibulin

GREATEST MARGIN OF DEFEAT

MARGIN	DATE	OPPONENT	SCORE
10	1/2/96	at Calgary	10-0
	11/1/95	at Pittsburgh	10-0
9	2/3/99	at Washington	10-1
8	2/8/00	vs. San Jose	8-0
	11/10/98	vs. NY Rangers	10-2
	4/8/93	vs. Detroit	9-1
	10/20/05	at Atlanta	6-0
	1/28/06	at Philadelphia	6-0
	1/23/11	vs. Atlanta	7-1
	10/13/14	vs. Montreal	7-1
	10/21/17	vs. Pittsburgh	7-1
	10/13/18	vs. Columbus	8-2
	12/8/18	vs. Colorado	7-1
	2/14/19	vs. Dallas	6-0
	11/14/19	vs. NY Rangers	9-3
	12/7/19	vs. San Jose	7-1
	1/17/20	at Winnipeg	7-1
	12/5/21	at Philadelphia	7-1
	1/22/22	at San Jose	7-1
	10/26/23	vs. San Jose	6-0
	11/24/23	at Carolina	8-2

ALL-TIME SHUTOUTS & PENALTY SHOTS

ALL-TIME SHUTOUTS FOR

DATE	OPPONENT	SCORE	SAVES	GOALTENDER	
1992-93					
1.	11/13/92	vs. Ottawa	1-0	38	Pat Jablonski
1993-94					
2.	12/30/93	at Ottawa	3-0	11	Daren Poppa
3.	1/4/94	at Toronto*	1-0	28	Daren Poppa
4.	1/24/94	vs. Buffalo	4-0	23	Daren Poppa
5.	2/23/94	at Calgary	4-0	18	Daren Poppa
6.	4/9/94	at Boston	3-0	32	Wendell Young
	* Game played at Hamilton, Ontario.				
1994-95					
7.	3/31/95	vs. Hartford	2-0	25	Daren Poppa
8.	4/9/95	at Hartford	3-0	23	J. C. Bergeron
1995-96					
9.	11/27/95	vs. Los Angeles	2-0	45	Daren Poppa
10.	12/31/95	at Ottawa	3-0	18	Daren Poppa
11.	1/3/96	at Edmonton	5-0	28	Daren Poppa
12.	3/5/96	vs. Chicago	2-0	20	Daren Poppa
13.	3/10/96	vs. Washington	1-0	28	Daren Poppa
1996-97					
14.	10/15/96	at Buffalo	4-0	22	Corey Schwab
15.	11/19/96	vs. Los Angeles	3-0	31	Corey Schwab
16.	1/13/97	at Chicago	2-0	27	Rick Tabaracci
17.	2/4/97	at Phoenix	2-0	21	Rick Tabaracci
18.	3/1/97	vs. Florida	2-0	24	Rick Tabaracci
19.	3/25/97	vs. Ottawa	5-0	28	Rick Tabaracci
1997-98					
20.	12/17/97	vs. Boston	2-0	31	Corey Schwab
21.	12/31/97	vs. NY Rangers	2-0	14	Corey Schwab (33 min.), Derek Wilkinson (27 min., W)
22.	3/14/98	vs. Chicago	1-0	37	Mark Fitzpatrick
1998-99					
23.	10/21/98	vs. Pittsburgh	5-0	28	Daren Poppa
24.	10/30/98	at Los Angeles	3-0	27	Daren Poppa
25.	12/29/98	vs. NY Islanders	3-0	35	Bill Ranford
26.	4/8/99	vs. Boston	3-0	7	Kevin Hodson (20 min., W), Corey Schwab (40 min.)
2000-01					
27.	11/14/00	at Montreal	1-0	34	Kevin Weekes
28.	12/2/00	vs. Detroit	3-0	26	Dan Cloutier
29.	2/24/01	at Philadelphia	0-0	27	Kevin Weekes
30.	3/3/01	at NY Islanders	6-0	25	Kevin Weekes
31.	3/8/01	vs. Carolina	1-0	20	Kevin Weekes
2001-02					
32.	10/13/01	at Los Angeles	1-0	31	Kevin Weekes
33.	10/25/01	vs. Los Angeles	3-0	28	Nikolai Khabibulin
34.	11/7/01	vs. Carolina	2-0	26	Nikolai Khabibulin
35.	11/23/01	vs. New Jersey	2-0	29	Nikolai Khabibulin
36.	11/25/01	at Carolina	4-0	41	Nikolai Khabibulin
37.	12/6/01	vs. Columbus	1-0	27	Nikolai Khabibulin
38.	12/26/01	at Nashville	1-0	31	Kevin Weekes
39.	1/6/02	at Phoenix	3-0	33	Nikolai Khabibulin
40.	1/28/02	at NY Rangers	1-0	42	Nikolai Khabibulin
2002-03					
41.	10/30/02	vs. NY Rangers	3-0	24	Nikolai Khabibulin
42.	1/7/03	vs. Detroit	1-0	30	Nikolai Khabibulin
43.	1/28/03	at Philadelphia	3-0	34	John Grahame
44.	2/19/03	vs. Atlanta	2-0	27	John Grahame
45.	2/25/03	vs. Anaheim	2-0	24	Nikolai Khabibulin
46.	3/22/03	at Phoenix	4-0	21	Nikolai Khabibulin
2003-04					
47.	10/23/03	at Columbus	1-0	20	John Grahame
48.	11/8/03	vs. Pittsburgh	9-0	15	Nikolai Khabibulin
49.	11/23/03	at Carolina	0-0	37	Nikolai Khabibulin
50.	3/1/04	at Colorado	3-0	16	Nikolai Khabibulin
2004-05					
	Did Not Play				
2005-06					
51.	10/20/05	at Atlanta	6-0	15	John Grahame
52.	1/3/06	at NY Rangers	1-0	36	John Grahame
53.	1/21/06	at Atlanta	2-0	20	John Grahame
54.	1/26/06	vs. New Jersey	1-0	20	John Grahame
55.	1/28/06	at Philadelphia	6-0	38	Sean Burke
56.	2/4/06	vs. Washington	5-0	29	John Grahame
57.	4/8/06	vs. Pittsburgh	1-0	25	Sean Burke
2006-07					
58.	12/7/06	vs. Atlanta	8-0	21	Marc Denis
59.	2/1/07	at Carolina	4-0	31	Johan Holmqvist
2007-08					
60.	1/18/08	at Pittsburgh	3-0	27	Johan Holmqvist
61.	1/19/08	at Ottawa	2-0	25	Johan Holmqvist
62.	3/15/08	vs. NY Rangers	3-0	20	Mike Smith
2008-09					
63.	10/18/08	vs. Minnesota	0-1 (SO)	21	Mike Smith
64.	12/23/08	at Pittsburgh	2-0	15	Mike Smith
65.	2/7/09	vs. NY Islanders	1-0	28	Mike McKenna

DATE	OPPONENT	SCORE	SAVES	GOALTENDER	
2009-10					
66.	12/5/09	vs. NY Islanders	4-0	30	Mike Smith
67.	1/27/10	vs. Montreal	3-0	33	Antero Niittymaki
68.	3/31/10	at Pittsburgh	2-0	27	Mike Smith
2010-11					
69.	10/30/10	at Phoenix	3-0	23	Dan Ellis
70.	11/9/10	vs. Toronto	4-0	28	Dan Ellis
71.	1/4/11	at Washington	1-0 (OT)	34	Dwayne Roloson
72.	1/12/11	vs. Washington	3-0	23	Dwayne Roloson
73.	1/25/11	vs. Toronto	2-0	26	Dwayne Roloson
74.	2/1/11	vs. Philadelphia	4-0	38	Dwayne Roloson
75.	4/3/11	at Chicago	2-0	31	Mike Smith
2011-12					

ALL-TIME SHUTOUTS AGAINST

DATE	OPPONENT	SCORE	SAVES	GOALTENDER
1992-93				
1. 12/18/92	vs. New Jersey	0-2	29	Craig Billington
2. 12/31/92	at Chicago	0-5	22	Ed Belfour
3. 1/4/93	at Vancouver	0-7	27	Kirk McLean
4. 2/11/93	vs. Minnesota	0-1	34	Jon Casey
1993-94				
5. 10/9/93	vs. Florida	0-2	35	John Vanbiesbrouck
6. 10/23/93	vs. Toronto	0-2	25	Felix Potvin
7. 11/3/93	at Montreal	0-1	37	Patrick Roy
8. 11/26/93	at Philadelphia	0-3	27	Tommy Soderstrom
9. 12/3/93	vs. Buffalo	0-3	33	Dominik Hasek
10. 1/13/94	at Chicago	0-1	20	Ed Belfour
11. 3/20/94	vs. Washington	0-3	23	Don Beaupre
12. 4/12/94	vs. NY Islanders	0-2	30	Ron Hextall
1994-95				
13. 3/13/95	vs. Washington	0-3	16	Jim Carey
1995-96				
14. 10/14/95	at Washington	0-2	21	Jim Carey
15. 11/1/95	at Pittsburgh	0-10	27	Ken Wregget
16. 12/14/95	at Philadelphia	0-4	18	Ron Hextall
17. 1/2/96	at Calgary	0-10	32	Trevor Kidd
18. 2/24/96	at Detroit	0-2	25	Mike Vernon
19. 3/15/96	at New Jersey	0-5	32	Martin Brodeur
20. 3/17/96	at Ottawa	0-5	30	Damian Rhodes
1996-97				
21. 11/27/96	vs. Buffalo	0-3	32	Dominik Hasek
22. 12/19/96	at Boston	0-3	34	Bill Ranford
23. 2/1/97	vs. Boston	0-3	25	Rob Tallas
24. 2/5/97	at Dallas	0-4	28	Artsir Irbe
25. 3/6/97	vs. Phoenix	0-5	30	Nikolai Khabibulin
26. 3/13/97	vs. NY Islanders	0-3	24	Tommy Salo
27. 4/4/97	at New Jersey	0-3	26	Martin Brodeur
1997-98				
28. 10/10/97	at Detroit	0-3	29	Chris Osgood
29. 10/18/97	at New Jersey	0-5	27	Mike Dunham
30. 11/28/97	at Carolina	0-2	27	Sean Burke
31. 12/5/97	at Buffalo	0-4	38	Dominik Hasek
32. 12/10/97	at Dallas	0-3	12	Ed Belfour
33. 12/14/97	at Philadelphia	0-3	20	Ron Hextall
34. 1/31/98	at Florida	0-2	27	John Vanbiesbrouck
35. 3/11/98	vs. Edmonton	0-2	20	Curtis Joseph
36. 4/1/98	at NY Islanders	0-4	25	Wade Flaherty
37. 4/6/98	vs. NY Islanders	0-3	26	Wade Flaherty
38. 4/18/98	at NY Islanders	0-4	25	Wade Flaherty
1998-99				
39. 10/14/98	vs. NY Islanders	0-2	22	Tommy Salo
40. 12/23/98	at Buffalo	0-2	38	Dominik Hasek
41. 2/2/99	vs. Toronto	0-3	23	Curtis Joseph
42. 3/13/99	at Florida	0-1	24	Sean Burke
43. 3/17/99	vs. Pittsburgh	0-2	16	Jean-Sebastian Aubin
44. 3/24/99	vs. Nashville	0-3	27	Mike Dunham
45. 4/1/99	at St. Louis	0-3	27	Grant Fuhr
1999-00				
46. 10/9/99	at New Jersey	0-1	14	Martin Brodeur
47. 12/18/99	at Philadelphia	0-4	29	Brian Boucher
48. 1/22/00	at NY Islanders	0-2	28	Kevin Weekes
49. 2/8/00	vs. San Jose	0-8	23	Steve Shields
50. 3/21/00	at Boston	0-4	16	Robbie Tallas (40 min., W), John Grahame (20 min.)
2000-01				
51. 10/27/00	vs. Ottawa	0-6	24	Jani Hurme
52. 12/8/00	vs. Colorado	0-2	24	David Aebischer
53. 1/12/01	vs. Philadelphia	0-3	21	Roman Cechmanek
54. 1/20/01	at Ottawa	0-3	18	Jani Hurme
55. 2/24/01	at Philadelphia	0-0	36	Roman Cechmanek
56. 3/4/01	at New Jersey	0-6	15	Martin Brodeur
57. 3/22/01	vs. Atlanta	0-2	29	Milan Hnilicka
2001-02				
58. 10/7/01	vs. Florida	0-5	28	Roberto Luongo
59. 11/6/01	at NY Islanders	0-3	29	Chris Osgood
60. 12/1/01	at Philadelphia	0-2	15	Roman Cechmanek
61. 12/2/01	at NY Rangers	0-1	20	Mike Richter
62. 1/2/02	at Minnesota	0-2	36	Dwayne Roloson
63. 1/4/02	at Chicago	0-2	17	Jocelyn Thibault
2002-03				
64. 12/23/02	at Washington	0-3	40	Olaf Kolzig
65. 1/14/03	at Ottawa	0-7	17	Patrick Lalime
2003-04				
66. 11/6/03	vs. Los Angeles	0-1	30	Roman Cechmanek
67. 11/11/03	at Florida	0-4	26	Roberto Luongo
68. 11/23/03	at Carolina	0-0	21	Kevin Weekes
69. 11/25/03	vs. NY Rangers	0-2	36	Jussi Markkanen
70. 12/16/03	at Toronto	0-3	21	Ed Belfour
71. 12/29/03	vs. Anaheim	0-2	31	J.S. Giguere
72. 1/2/04	vs. Columbus	0-2	37	Marc Denis
73. 3/21/04	at NY Islanders	0-3	29	Rick DiPietro

ALL-TIME PENALTY SHOTS FOR

DATE	OPPONENT	SCORE	PLAYER	GOALTENDER	RESULT
1992-93					
1. 10/22/92	vs. Toronto	L, 2-5	Brian Bradley	Felix Potvin	Failed
2. 12/15/92	at Los Angeles	W, 3-2	Mikael Andersson	Robb Stauber	Goal
3. 2/25/93	vs. Chicago	L, 1-5	Steve Maltais	Ed Belfour	Failed
1995-96					
4. 4/3/96	vs. Hartford	W, 4-2	Brian Bradley	Sean Burke	Failed
1996-97					
5. 1/11/97	vs. NY Islanders	T, 4-4	Rob Zamuner	Tommy Salo	Goal
1997-98					
6. 10/24/97	at Chicago	W, 4-1	Rob Zamuner	Chris Terrieri	Failed
7. 12/3/97	vs. Phoenix	W, 2-1	Dino Ciccarelli	Nikolai Khabibulin	Failed
1998-99					
8. 11/24/98	vs. Boston	L, 2-4	Raymond Langkow	Rob Tallas	Failed
1999-00					
9. 10/15/99	vs. Anaheim	L, 2-3	Stan Drulia	Guy Hebert	Failed
10. 1/7/00	at Edmonton	L, 1-5	Mike Sillinger	Tommy Salo	Failed
11. 1/13/00	vs. NY Islanders	W, 4-2	Dan Kesa	Roberto Luongo	Failed
2000-01					
12. 2/1/01	vs. Buffalo	W, 4-2	Mike Johnson	Martin Biron	Failed
2001-02					
13. 10/30/01	at Toronto	L, 2-3	Vincent Lecavalier	Curtis Joseph	Failed
14. 1/12/02	vs. Ottawa	L, 1-2	Martin St. Louis	Jani Hurme	Failed
15. 2/26/02	vs. Detroit	L, 3-4	Dan Boyle	Dominik Hasek	Failed
2002-03					
16. 2/19/03	vs. Atlanta	W, 2-0	Vincent Lecavalier	Milan Hnilicka	Failed
17. 3/24/03	at San Jose	W, 4-1	Martin St. Louis	Evgeni Nabokov	Failed
2003-04					
18. 1/27/04	at Pittsburgh	W, 6-2	Dan Boyle	Marc-Andre Fleury	Failed
19. 4/3/04	vs. Atlanta	L, 1-2	Vincent Lecavalier	Kari Lehtonen	Failed
2004-05					
Did Not Play					
2005-06					
20. 10/20/05	at Atlanta	W, 6-0	Ruslan Fedotenko	Michael Garnett	Failed
21. 1/2/06	at NY Islanders	W, 2-1	Vincent Lecavalier	Garth Snow	Goal
2006-07					
22. 11/11/06	vs. Atlanta	W, 5-3	Martin St. Louis	Kari Lehtonen	Failed
23. 11/22/06	at Florida	W, 6-4	Vincent Lecavalier	Alex Auld	Failed
2007-08					
24. 10/29/07	at NY Rangers	L, 1-3	Vincent Lecavalier	Henrik Lundqvist	Goal
25. 11/8/07	at Carolina	W, 5-1	Vincent Lecavalier	Cam Ward	Failed
26. 3/9/08	at Columbus	L, 3-5	Vincent Lecavalier	Pascal Leclaire	Goal
2008-09					
27. 11/23/08	vs. New Jersey	L, 3-7	Ryan Malone	Scott Clemmensen	Goal
28. 12/2/08	at Philadelphia	L, 3-4(OT)	Ryan Malone	Martin Biron	Failed
29. 1/1/09	at Washington	L, 4-7	Adam Hall	Brent Johnson	Failed
30. 1/15/09	vs. Philadelphia	W, 4-1	Vincent Lecavalier	Martin Biron	Goal
31. 1/27/09	vs. Montreal	W, 5-3	Mark Recchi	Carey Price	Failed
32. 1/30/09	vs. Philadelphia	L, 1-6	Martin St. Louis	Antero Niittymaki	Failed
33. 2/10/09	vs. Atlanta	L, 3-1	Steven Stamkos	Kari Lehtonen	Failed
2009-10					
34. 10/29/09	vs. Ottawa	W, 5-2	Martin St. Louis	Brian Elliott	Failed
35. 12/10	vs. Pittsburgh	W, 3-1	Vincent Lecavalier	Marc-Andre Fleury	Failed
36. 1/14/10	vs. Florida	L, 2-3	Martin St. Louis	Tomas Vokoun	Failed
37. 3/6/10	vs. Atlanta	W, 2-2	Teddy Purcell	Johan Hedberg	Goal
2010-11					
38. 10/27/10	vs. Pittsburgh	W, 5-3	Sean Bergenheim	Marc-Andre Fleury	Failed
39. 12/18/10	vs. Buffalo	W, 3-1	Vincent Lecavalier	Ryan Miller	Failed
40. 12/20/10	vs. Carolina	W, 5-1	Sean Bergenheim	Justin Peters	Failed
41. 1/23/10	vs. Montreal	W, 4-1	Steven Stamkos	Carey Price	Goal
42. 1/31/10	at Pittsburgh	L, 1-8	Steven Stamkos	Marc-Andre Fleury	Failed
43. 1/21/11	at Florida	W, 2-1	Vincent Lecavalier	Tomas Vokoun	Failed
44. 4/8/11	vs. Florida	W, 4-2	Vincent Lecavalier	Scott Clemmensen	Goal
2011-12					
None Taken					
2012-13					
45. 4/27/13	vs. Florida	L, 3-5	Benoit Pouliot	Jacob Markstrom	Failed
2013-14					
46. 2/1/14	at Montreal	W, 2-1	Nikita Kucherov	Carey Price	Failed
47. 2/8/14	vs. Detroit	W, 4-2	Nikita Kucherov	Jimmy Howard	Failed
48. 3/15/14	vs. New Jersey	W, 3-0	J.T. Brown	Martin Brodeur	Failed
2014-15					
49. 11/8/14	at Columbus	W, 7-4	Nikita Kucherov	Anton Forsberg	Failed
2015-16					
50. 11/4/15	vs. Florida	L, 4-5(SO)	Steven Stamkos	Roberto Luongo	Failed
51. 11/28/15	vs. NY Islanders	L, 2-3	Steven Stamkos	Thomas Greiss	Failed
52. 12/20/15	vs. Ottawa	W, 5-2	Valtteri Filppula	Andrew Hammond	Failed
53. 2/23/16	vs. Arizona	W, 2-1	Cedric Paquette	Touss Dombingue	Goal
54. 2/28/16	at Boston	W, 4-1	Steven Stamkos	Luukkas Rask	Goal
55. 3/31/16	vs. Montreal	L, 0-3	Ondrej Palat	Mike Condon	Failed
2016-17					
None Taken					
2017-18					
56. 1/11/18	vs. Calgary	L, 1-5	Cedric Paquette	Mike Smith	Failed
57. 2/3/18	at Vancouver	W, 4-2	Cory Conacher	Jacob Markstrom	Goal
2018-19					
None Taken					
2019-20					
58. 10/19/19	vs. Colorado	L, 2-6	Nikita Kucherov	Pavel Francouz	Failed
2020-21					
59. 4/29/21	vs. Dallas	W, 3-0	Blake Coleman	Jake Oettinger	Goal
2021-22					
60. 11/20/21	vs. New Jersey	L, 3-5	Brayden Point	Mackenzie Blackwood	Failed
61. 1/27/22	vs. New Jersey	W, 3-2	Anthony Cirelli	Jon Gillies	Failed
2022-23					
None Taken					
2023-24					
62. 10/10/23	vs. Nashville	W, 5-3	Brandon Hagel	Juuse Saros	Goal

ALL-TIME PENALTY SHOTS AGAINST

DATE	OPPONENT	SCORE	PLAYER	GOALTENDER	RESULT
1992-93					
1. 11/7/92	at NY Islanders	W, 6-5	Pierre Turgeon	Pat Jablonski	Goal
2. 12/31/92	at Chicago	L, 0-5	Bryan Marchment	Pat Jablonski	Failed
3. 3/9/93	vs. Winnipeg	L, 2-4	Teemu Selanne	Wendell Young	Goal
1995-96					
4. 1/3/96	at Edmonton	W, 5-0	Doug Weight	Daren Puppa	Failed
5. 1/13/96	vs. Ottawa	W, 4-1	Radek Beuk	Daren Puppa	Failed
1997-98					
6. 10/24/97	at NY Rangers	L, 3-4	Mike Keane	Corey Schwab	Goal
7. 12/17/97	vs. Boston	W, 2-0	Steve Heinze	Corey Schwab	Failed
8. 1/14/98	vs. NY Islanders	L, 1-7	Robert Reichel	Zac Bierk	Goal
9. 1/31/98	at Florida	L, 0-2	Tom Fitzgerald	Mark Fitzpatrick	Failed
1998-99					
10. 1/10/99	at NY Rangers	L, 2-5	John MacLean	Bill Ranford	Goal
1999-00					
11. 12/2/99	at Phoenix	L, 1-3	Jeremy Roenick	Dan Cloutier	Goal
2000-01					
12. 1/4/01	at Ottawa	L, 3-8	Marian Hossa	Dan Cloutier	Failed
13. 1/20/01	at Ottawa	L, 0-3	Daniel Alfredsson	Dan Cloutier	Failed
14. 3/29/01	vs. Montreal	L, 2-6	Martin Rucinsky	Kevin Weekes	Goal
2001-02					
15. 11/10/01	vs. Pittsburgh	W, 3-2	Wayne Primeau	Nikolai Khabibulin	Goal
16. 12/22/02	vs. Montreal	T, 3-3	Richard Zednik	Nikolai Khabibulin	Failed
2002-03					
17. 1/22/03	vs. Montreal	T, 2-2	Saku Koivu	Nikolai Khabibulin	Failed
2003-04					
18. 1/19/04	vs. Colorado	L, 4-5(OT)	Milan Hejduk	Nikolai Khabibulin	Goal
19. 1/27/04	at Pittsburgh	W, 6-2	Brian Holzinger	John Grahame	Failed
2004-05					
Did Not Play					
2005-06					
20. 11/20/06	at Carolina	W, 5-2	Justin Williams	John Grahame	Goal
21. 11/23/06	at Washington	W, 4-3	Matt Pettinger	John Grahame	Goal
22. 11/25/06	vs. New Jersey	L, 2-8	Brian Gionta	Sean Burke	Failed
23. 1/17/06	at Los Angeles	W, 4-1	Sean Avery	John Grahame	Failed
24. 2/9/06	vs. Carolina	W, 5-3	Erik Cole	John Grahame	Failed
2006-07					
25. 3/3/07	at Florida	L, 2-6	Ville Peltonen	Marc Denis	Goal
2007-08					
26. 12/29/07	vs. Philadelphia	L, 2-4	Joffrey Lupka	Karri Ramo	Goal
27. 3/4/08	vs. Pittsburgh	L, 0-2	Petr Zeyka	Mike Smith	Failed
2008-09					
28. 12/8/08	at Boston	L			

BEST & WORST RECORD

BEST				WORST			
GAME	PTS	RECORD	YEAR(S)	PTS	RECORD	YEAR(S)	
1	2	1-0-0	1992-93, 1996-97, 1997-98, 1999-2000, 2002-03, 2003-04, 2005-06, 2006-07, 2007-08, 2010-11, 2011-12, 2014-15, 2015-16, 2016-17, 2017-18, 2018-19, 2019-20, 2020-21, 2023-24	0	0-1-0	1993-94, 1994-95, 1998-99, 2001-02, 2008-09, 2009-10, 2013-14, 2022-23	
2	4	2-0-0	2002-03, 2003-04, 2007-08, 2010-11, 2015-16, 2016-17, 2020-21	0	0-2-0	1993-94, 1994-95, 2001-02, 2008-09	
3	6	3-0-0	2002-03, 2003-04, 2007-08, 2010-11, 2015-16, 2016-17, 2020,21	0	0-3-0	1993-94, 2001-02	
4	8	4-0-0	2003-04	1	0-3-1	1998-99	
5	10	5-0-0	2003-04	1	0-4-1	1998-99	
6	12	6-0-0	2003-04	3	1-4-1	1998-99, 2000-01	
7	13	6-0-1	2003-04	5	2-4-1	1993-94, 1997-98, 1998-99, 2000-01, 2008-09, 2013-3	
8	15	7-0-1	2003-04	5	2-5-1	1997-98, 2000-01	
9	15	7-1-1	2003-04, 2017-18, 2018-19, 2020-21	5	2-6-1	1997-98, 2000-01	
10	17	8-1-1	2017-18, 2020-21	6	2-6-2	1997-98, 2000-01, 2-6-1-1	
11	19	9-1-1	2017-18, 2020-21	6	2-7-2	1997-98, 2000-01, 2-7-1-1	
12	19	8-1-2-1	2003-04, 2017-18, 2020-21, 9-2-1	6	2-8-2	1997-98	
13	21	10-2-1	2017-18, 2020-21	6	2-9-2	1997-98	
14	22	10-2-2	2017-18	6	2-10-2	1997-98	
15	24	11-2-2	2017-18	6	2-11-2	1997-98	
16	26	12-2-2	2017-18	6	2-12-2	1997-98	
17	28	13-2-2	2017-18	6	2-13-2	1997-98	
18	30	14-2-2	2017-18	6	2-14-2	1997-98	
19	32	15-2-2	2017-18	6	2-15-2	1997-98	
20	32	15-3-2	2017-18	6	2-16-2	1997-98	
21	34	16-3-2	2017-18	8	3-16-2	1997-98	
22	34	16-4-2	2017-18, 2020-21	10	4-16-2	1997-98	
23	36	17-4-2	2020-21	11	4-16-3	1997-98	
24	38	18-5-2	2020-21	11	4-17-3	1997-98	
25	38	18-5-2	2020-21	12	4-17-4	1997-98	
26	40	19-5-2	2020-21	14	5-17-4	1997-98	
27	40	19-6-2	2017-18, 2020-21	14	5-18-4	1997-98	
28	42	20-6-2	2017-18, 2020-21	14	5-19-4	1997-98	
29	44	21-6-2	2017-18, 2020-21	14	5-20-4	1997-98	
30	46	22-6-2	2017-18, 2020-21	16	6-20-4	1997-98	
31	48	23-6-2	2017-18, 2020-21	16	6-21-4	1997-98	
32	50	24-6-2	2017-18, 2020-21	17	6-21-5	1997-98	
33	51	25-7-1	2018-19	19	7-21-5	1997-98, 8-22-3, 1998-99, 8-23-3, 1998-99	
34	52	25-7-2	2017-18, 2018-19	19	8-23-3	1998-99	
35	54	26-7-2	2017-18, 2018-19	21	7-21-7	1997-98, 9-23-3, 1998-99	
36	56	27-7-2	2017-18, 2018-19	21	7-22-7	1997-98, 9-24-3, 1998-99	
37	58	28-7-2	2018-19	21	7-23-7	1997-98, 9-25-3, 1998-99	
38	60	29-7-2	2018-19	21	9-26-3	1998-99	

SEASON OPENERS & CLOSERS

OPENING GAMES

SEASON	OPENER	HOME OPENER	ROAD OPENER
2023-24	Lightning 5 vs. Nashville 3	Lightning 5 vs. Nashville 3	Lightning 4 at Detroit 6
2022-23	Lightning 1 at NY Rangers 3	Lightning 2 vs. Philadelphia 3	Lightning 1 at NY Rangers 3
2021-22	Lightning 2 vs. Pittsburgh 6	Lightning 2 vs. Pittsburgh 6	Lightning 7 at Detroit 6 (OT)
2020-21	Lightning 5 vs. Chicago 1	Lightning 5 vs. Chicago 1	Lightning 3 at Columbus 2 (OT)
2019-20	Lightning 5 vs. Florida 2	Lightning 5 vs. Florida 2	Lightning 3 at Florida 4
2018-19	Lightning 2 vs. Florida 1 (SO)	Lightning 2 vs. Florida 1 (SO)	Lightning 4 at Minnesota 5 (OT)
2017-18	Lightning 5 vs. Florida 3	Lightning 5 vs. Florida 3	Lightning 4 at Florida 5
2016-17	Lightning 6 vs. Detroit 4	Lightning 6 vs. Detroit 4	Lightning 4 at Ottawa 1
2015-16	Lightning 3 vs. Philadelphia 2 (OT)	Lightning 3 vs. Philadelphia 2 (OT)	Lightning 4 at Buffalo 1
2014-15	Lightning 3 vs. Florida 2 (OT)	Lightning 3 vs. Florida 2 (OT)	Lightning 4 at Vancouver 2
2013-14	Lightning 1 at Boston 3	Lightning 7 vs. Florida 2	Lightning 1 at Boston 3
2012-13	Lightning 6 vs. Washington 3	Lightning 6 vs. Washington 3	Lightning 3 at NY Islanders 4
2011-12	Lightning 5 at Carolina 1	Lightning 4 vs. Florida 7	Lightning 5 at Carolina 1
2010-11	Lightning 5 vs. Atlanta 3	Lightning 5 vs. Atlanta 3	Lightning 4 at Montreal 3 (OT)
2009-10	Lightning 3 at Atlanta 6	Lightning 3 vs. New Jersey 4 (SO)	Lightning 3 at Atlanta 6
2008-09	Lightning 1 vs. NY Rangers 2*	Lightning 1 vs. NY Rangers 2*	Lightning 1 at NY Rangers 2*
2007-08	Lightning 3 vs. New Jersey 1	Lightning 3 vs. New Jersey 1	Lightning 4 at Florida 6
2006-07	Lightning 3 at Atlanta 2 (SO)	Lightning 2 vs. Boston 3	Lightning 3 at Atlanta 2 (SO)
2005-06	Lightning 5 vs. Carolina 2	Lightning 5 vs. Carolina 2	Lightning 0 at Florida 2
2004-05		Did Not Play	
2003-04	Lightning 5 vs. Boston 1	Lightning 5 vs. Boston 1	Lightning 3 at New Jersey 2
2002-03	Lightning 4 at Florida 3	Lightning 5 vs. Carolina 1	Lightning 4 at Florida 3
2001-02	Lightning 2 vs. NY Islanders 3	Lightning 2 vs. NY Islanders 3	Lightning 3 at San Jose 4
2000-01	Lightning 3 vs. NY Islanders 3 (OT)	Lightning 3 vs. NY Islanders 3 (OT)	Lightning 2 at Pittsburgh 3
1999-00	Lightning 4 vs. NY Islanders 2	Lightning 4 vs. NY Islanders 2	Lightning 0 at New Jersey 1
1998-99	Lightning 1 at Florida 4	Lightning 0 vs. NY Islanders 2	Lightning 1 at Florida 4
1997-98	Lightning 4 vs. Carolina 2	Lightning 4 vs. Carolina 2	Lightning 4 at Chicago 1
1996-97	Lightning 4 at Pittsburgh 3 (OT)	Lightning 5 vs. NY Rangers 2	Lightning 4 at Pittsburgh 3 (OT)
1995-96	Lightning 3 vs. Calgary 3 (OT)	Lightning 3 vs. Calgary 3 (OT)	Lightning 0 at Washington 2
1994-95	Lightning 3 vs. Pittsburgh 5	Lightning 3 vs. Pittsburgh 5	Lightning 2 at Florida 4
1993-94	Lightning 1 at New Jersey 2	Lightning 0 vs. Florida 2	Lightning 1 at New Jersey 2
1992-93	Lightning 7 vs. Chicago 3	Lightning 7 vs. Chicago 3	Lightning 1 at Minnesota 2
TOTALS	GP W L T OTL	GP W L T OTL	GP W L T OTL
	31 20 9 2 0	31 19 9 2 1	31 12 18 0 1

* played at O2 Arena in Prague, Czech Republic

SEASON OPENER LINEUPS

OCTOBER 10, 2023 LIGHTNING 5 VS. NASHVILLE 3
AMALIE ARENA - ATTEN. 19,092
 11 Glendening, 20 Paul, 21 Point, 23 Eyssimont, 38 Hagel, 39 Merela, 43 Raddysch, 44 de Haan, 48 Perbix, 64 Motte, 71 Cirelli, 73 Sheary, 77 Hedman, 81 Cernak, 84 Jeannot, 86 Kucherov, 91 Stamkos, 98 Sergachev, **31 Johansson**, 90 Tomkins

2022-23
OCTOBER 11, 2022 LIGHTNING 1 AT NY RANGERS 3
MADISON SQUARE GARDEN - ATTEN. 18,006
 5 Myers, 7 Fleury, 10 Perry, 14 Maroon, 17 Killorn, 20 Paul, 21 Point, 38 Hagel, 41 Bellemare, 45 Koepke, 52 Foote, 77 Hedman, 79 Colton, 81 Cernak, 86 Kucherov, 90 Namestnikov, 91 Stamkos, 98 Sergachev, 1 Elliott, **88 Vasilevskiy**

2021-22
OCTOBER 12, 2021 LIGHTNING 2 VS. PITTSBURGH 6
AMALIE ARENA - ATTEN. 19,092
 7 Joseph, 10 Perry, 14 Maroon, 16 Raddysch, 17 Killorn, 18 Palat, 21 Point, 24 Bogosian, 27 McDonagh, 41 Bellemare, 44 Rutta, 71 Cirelli, 77 Hedman, 79 Colton, 81 Cernak, 86 Kucherov, 91 Stamkos, 98 Sergachev, 1 Elliott, **88 Vasilevskiy**

2020-21
JANUARY 13, 2021 LIGHTNING 5 VS. CHICAGO 1
AMALIE ARENA - ATTEN. 0
 7 Joseph, 14 Maroon, 17 Killorn, 18 Palat, 19 Goodrow, 20 Coleman, 21 Point, 27 McDonagh, 37 Gourde, 44 Rutta, 52 Foote, 67 Stephens, 71 Cirelli, 77 Hedman, 81 Cernak, 91 Stamkos, 92 Volkov, 98 Sergachev, 35 McElhinney, **88 Vasilevskiy**

2019-20
OCTOBER 3, 2019 LIGHTNING 5 VS. FLORIDA 2
AMALIE ARENA - ATTEN. 19,092
 7 Joseph, 9 Johnson, 14 Maroon, 17 Killorn, 18 Palat, 22 Shattenkirk, 23 Verhaeghe, 27 McDonagh, 28 Witkowski, 37 Gourde, 46 Smith, 55 Coburn, 71 Cirelli, 77 Hedman, 81 Cernak, 86 Kucherov, 91 Stamkos, 98 Sergachev, 35 McElhinney, **88 Vasilevskiy**

2018-19
OCTOBER 6, 2018 LIGHTNING 2 VS. FLORIDA 1 (SO)
AMALIE ARENA - ATTEN. 19,092
 5 Girardi, 6 Stralman, 7 Joseph, 10 Miller, 13 Paquette, 17 Killorn, 18 Palat, 21 Point, 27 McDonagh, 37 Gourde, 55 Coburn, 71 Cirelli, 73 Erme, 77 Hedman, 86 Kucherov, 89 Conacher, 91 Stamkos, 98 Sergachev, 70 Domingue, **88 Vasilevskiy**

2017-18
OCTOBER 6, 2017 LIGHTNING 5 VS. FLORIDA 3
AMALIE ARENA - ATTEN. 19,092
 5 Girardi, 6 Stralman, 9 Johnson, 13 Paquette, 14 Kunitz, 17 Killorn, 18 Palat, 21 Point, 24 Callahan, 37 Gourde, 40 Dumont, 55 Coburn, 62 Sustr, **77 Hedman**, 86 Kucherov, 90 Namestnikov, 91 Stamkos, 98 Sergachev, 31 Budaj, **88 Vasilevskiy**

2016-17
OCTOBER 13, 2016 LIGHTNING 6 VS. DETROIT 4
AMALIE ARENA - ATTEN. 19,092
 5 Garrison, 6 Stralman, 9 Johnson, 11 Boyle, 13 Paquette, 17 Killorn, 18 Palat, 23 Brown, 27 Drouin, 51 Filppula, 55 Coburn, 62 Sustr, 77 Hedman, 86 Kucherov, 89 Nesterov, 90 Namestnikov, 91 Stamkos, **30 Bishop**, 88 Vasilevskiy

2015-16
OCTOBER 8, 2015 LIGHTNING 3 VS. PHILADELPHIA 2 (OT)
AMALIE ARENA - ATTEN. 19,092
 5 Garrison, 6 Stralman, 9 Johnson, 11 Boyle, 17 Killorn, 18 Palat, 22 Condra, 23 Brown, 24 Callahan, 25 Carle, 27 Drouin, 51 Filppula, 55 Coburn, 62 Sustr, 77 Hedman, 86 Kucherov, 90 Namestnikov, 91 Stamkos, **30 Bishop**, 35 Poulin

2014-15
OCTOBER 9, 2014 LIGHTNING 3 VS. FLORIDA 2 (OT)
AMALIE ARENA - ATTEN. 19,204
 5 Garrison, 6 Stralman, 7 Gudas, 9 Johnson, 11 Boyle, 14 Connolly, 17 Killorn, 18 Palat, 23 Brown, 24 Callahan, 25 Carle, 51 Filppula, 62 Sustr, 77 Hedman, 86 Kucherov, 90 Namestnikov, 91 Stamkos, 20 Nabokov, **30 Bishop**

2013-14
OCTOBER 3, 2013 LIGHTNING 1 AT BOSTON 3
TD GARDEN - ATTEN. 17,565
 2 Brewer, 7 Gudas, 8 Barberio, 9 Johnson, 12 Malone, 16 Purcell, 17 Killorn, 18 Palat, 19 Crombeen, 25 Carle, 26 St. Louis, 44 Thompson, 51 Filppula, 62 Sustr, 71 Panik, 76 Labrie, 77 Hedman, 91 Stamkos, 30 Bishop, **39 Lindback**

2012-13
JANUARY 19, 2013 LIGHTNING 6 VS. WASHINGTON 3
TAMPA BAY TIMES FORUM - ATTEN. 19,204
 2 Brewer, 3 Aulie, 4 Lecavalier, 6 Salo, 11 Pyatt, 12 Malone, 15 Lee, 16 Purcell, 18 Hall, 19 Crombeen, 25 Carle, 26 St. Louis, 44 Thompson, 47 Bergeron, 67 Pouliot, 77 Hedman, 89 Conacher, 91 Stamkos, 32 Garon, **39 Lindback**

2011-12
OCTOBER 7, 2011 LIGHTNING 5 AT CAROLINA 1
RBC CENTER - ATTEN. 18,680
 2 Brewer, 4 Lecavalier, 7 Clark, 9 Downie, 12 Malone, 13 Kubina, 14 Connolly, 16 Purcell, 18 Hall, 19 Moore, 22 Shannon, 26 St. Louis, 44 Thompson, 47 Bergeron, 49 Jones, 77 Hedman, 91 Stamkos, 97 Gilroy, **30 Roloson**, 32 Garon

2010-11
OCTOBER 9, 2010 LIGHTNING 5 VS ATLANTA 3
ST. PETE TIMES FORUM - ATTEN. 19,791
 4 Lecavalier, 6 Malone, 7 Clark, 8 R. Jones, 9 Downie, 10 Bergenheim, 12 Gagne, 13 Kubina, 16 Purcell, 18 Hall, 19 Moore, 26 St. Louis, 39 Lundin, 42 Tyrell, 44 Thompson, 48 Vernace, 77 Hedman, 91 Stamkos, 33 Ellis, **41 Smith**

2009-10
OCTOBER 3, 2009 LIGHTNING 3 AT ATLANTA 6
PHILIPS ARENA - ATTEN. 18,545
 4 Lecavalier, 5 Ohlund, 6 Foster, 8 Walker, 9 Downie, 11 Halpern, 12 Malone, 13 Tanguay, 14 Meszaros, 16 Miller, 17 Fedoruk, 19 Veilleux, 26 St. Louis, 28 Konopka, 43 Wright, 54 Ranger, 77 Hedman, 91 Stamkos, 30 Niittymaki, **41 Smith**

2008-09
OCTOBER 4, 2008 LIGHTNING 1 VS. NY RANGERS 2
O2 ARENA (PRAGUE, CZECH REP.) - ATTEN. 17,085
 4 Lecavalier, 5 Carle, 8 Recchi, 10 Roberts, 12 Malone, 14 Meszaros, 17 Vrbata, 18 Hall, 20 Prospal, 23 Heward, 26 St. Louis, 29 Niskala, 36 Jokinen, 55 O'Brien, 56 Mihalik, 76 Artyukhin, 77 Gratton, 91 Stamkos, 37 Kolzig, **41 Smith**

2007-08
OCTOBER 4, 2007 LIGHTNING 3 VS. NEW JERSEY 1
ST. PETE TIMES FORUM - ATTEN. 19,454
 4 Lecavalier, 7 Ouellet, 16 Ward, 17 Hlavac, 19 Richards, 20 Prospal, 21 Darche, 26 St. Louis, 29 MacDonald, 32 Smaby, 36 Roy, 37 Lukowich, 39 Lundin, 54 Ranger, 55 O'Brien, 71 Kuba, 74 Tarnasky, 77 Gratton, 30 Denis, **40 Holmqvist**

2006-07
OCTOBER 5, 2006 LIGHTNING 3 AT ATLANTA 2 (SO)
PHILIPS ARENA - ATTEN. 17,629
 3 Janik, 4 Lecavalier, 7 Richardson, 9 Perrin, 15 Alexeev, 17 Fedotenko, 19 Richards, 20 Prospal, 21 Sarich, 22 Boyle, 24 Karlsson, 26 St. Louis, 27 Taylor, 29 Afanasenkov, 34 Craig, 44 Pratt, 54 Ranger, 71 Kuba, **30 Denis**, 40 Holmqvist

2005-06
OCTOBER 5, 2005 LIGHTNING 5 VS. CAROLINA 2
ST. PETE TIMES FORUM - ATTEN. 22,120
 2 Helbling, 4 Lecavalier, 5 Sydor, 8 Cibak, 11 Dingman, 13 Kubina, 17 Fedotenko, 18 DiMaio, 19 Richards, 20 Prospal, 21 Sarich, 22 Boyle, 25 Andreychuk, 26 St. Louis, 27 Taylor, 29 Afanasenkov, 33 Modin, 44 Pratt, 1 Burke, **47 Grahame**

2004-05
 Did Not Play

2003-04
OCTOBER 10, 2003 LIGHTNING 5 VS. BOSTON 1
ST. PETE TIMES FORUM - ATTEN. 20,454
 4 Lecavalier, 5 Cullimore, 7 Clymer, 8 Cibak, 11 Dingman, 13 Kubina, 17 Fedotenko, 19 Richards, 21 Sarich, 22 Boyle, 25 Andreychuk, 26 St. Louis, 27 Taylor, 29 Afanasenkov, 33 Modin, 37 Lukowich, 61 Stillman, 44 Pratt, **47 Grahame**

2002-03
OCTOBER 10, 2002 LIGHTNING 4 AT FLORIDA 3
OFFICE DEPOT CENTER - ATTEN. 18,013
 2 Neckar, 4 Lecavalier, 5 Cullimore, 7 Clymer, 11 Dingman, 13 Kubina, 16 Svitov, 17 Fedotenko, 18 Olvestad, 19 Richards, 20 Prospal, 21 Sarich, 22 Boyle, 25 Andreychuk, 26 St. Louis, 27 Taylor, 28 Keefe, 30 Hodson, **35 Khabibulin**, 37 Lukowich

2001-02
OCTOBER 5, 2001 LIGHTNING 2 VS. NY ISLANDERS 3
ST. PETE TIMES FORUM - ATTEN. 20,174
 2 Neckar, 5 Cullimore, 7 Clymer, 9 Holzinger, 11 Kudroc, 13 Kubina, 14 Metropolit, 16 Ylonen, 19 Richards, 20 Prospal, 21 Sarich, 25 Andreychuk, 26 St. Louis, 27 Taylor, 30 Zyuzin, 33 Modin, 36 Barnaby, 41 Olvestad, **35 Khabibulin**, 80 Weekes

2000-01
OCTOBER 6, 2000 LIGHTNING 3 VS. NY ISLANDERS 3 (OT)
ST. PETE TIMES FORUM - ATTEN. 20,686
 2 Mara, 4 Lecavalier, 6 Muir, 8 Warriner, 9 Holzinger, 10 M. Johnson, 13 Kubina, 17 R. Johnson, 19 Richards, 20 Drulia, 21 Sarich, 22 Primeau, 23 Svoboda, 26 St. Louis, 27 Martins, 30 Zyuzin, 33 Modin, 36 Kharitonov, **39 Cloutier**, 80 Weekes

1999-00
OCTOBER 2, 1999 LIGHTNING 4 VS. NY ISLANDERS 2
ST. PETE TIMES FORUM - ATTEN. 19,758
 2 Houlder, 3 Gusev, 4 Lecavalier, 8 Nylander, 11 Burr, 13 Kubina, 16 Tucker, 17 Guolla, 20 Drulia, 21 Johansson, 23 Svoboda, 25 Kesa, 26 Sillingier, 30 Zyuzin, 33 Modin, 44 Richer, 56 Herbers, 77 Gratton, 39 Cloutier, **93 Puppa**

1998-99
OCTOBER 9, 1998 LIGHTNING 1 AT FLORIDA 4
NATIONAL CAR RENTAL CENTER - ATTEN. 19,200
 3 Kubina, 4 Cross, 5 Cullimore, 7 Zamuner, 8 Lecavalier, 10 McCarthy, 12 Cullen, 14 Dykhuis, 15 Ysebaert, 16 D. Tucker, 17 Clark, 20 Renberg, 21 Janney, 23 Sykora, 33 Hogue, 34 Andersson, 39 Ciccone, 44 Richer, **30 Ranford**, 93 Puppa

1997-98
OCTOBER 1, 1997 LIGHTNING 4 VS. CAROLINA 2
ST. PETE TIMES FORUM - ATTEN. 17,808
 4 Cross, 5 Ulanov, 6 Norton, 7 Zamuner, 8 Huscroft, 9 Toms, 14 Dykhuis, 15 Ysebaert, 19 Bradley, 20 Renberg, 21 Vukota, 22 Ciccarelli, 24 Wiemer, 28 Poulin, 29 Selivanov, 34 Andersson, 44 Hamrlik, 79 Vujtek, 32 Schwab, **93 Puppa**

CLOSING GAMES

SEASON	CLOSER	HOME CLOSER	ROAD CLOSER
2023-24	Lightning 6 vs. Toronto 4	Lightning 6 vs. Toronto 4	Lightning 2 at Washington 4
2022-23	Lightning 5 vs. Detroit 0	Lightning 5 vs. Detroit 0	Lightning 4 at Ottawa 7
2021-22	Lightning 6 at NY Islanders 4	Lightning 4 vs. Columbus 1	Lightning 6 at NY Islanders 4
2020-21	Lightning 0 at Florida 4	Lightning 2 vs. Dallas 5	Lightning 0 at Florida 4
2019-20	Lightning 1 at Toronto 2	Lightning 4 vs. Montreal 0	Lightning 1 at Toronto 2
2018-19	Lightning 6 at Boston 3	Lightning 3 vs. Washington 6	Lightning 6 at Boston 3
2017-18	Lightning 2 at Carolina 3 (OT)	Lightning 7 vs. Buffalo 5	Lightning 2 at Carolina 3 (OT)
2016-17	Lightning 4 vs. Buffalo 2	Lightning 4 vs. Buffalo 2	Lightning 4 at Montreal 5
2015-16	Lightning 2 at Montreal 5	Lightning 3 vs. New Jersey 1	Lightning 2 at Montreal 5
2014-15	Lightning 3 vs. Boston 2 (SO)	Lightning 3 vs. Boston 2 (SO)	Lightning 4 at Florida 0
2013-14	Lightning 1 at Washington 0 (SO)	Lightning 3 vs. Columbus 2	Lightning 1 at Washington 0 (SO)
2012-13	Lightning 3 vs. Florida 5	Lightning 3 vs. Florida 5	Lightning 0 at Boston 2
2011-12	Lightning 4 at Winnipeg 3 (OT)	Lightning 4 vs. Washington 2	Lightning 4 at Winnipeg 3 (OT)
2010-11	Lightning 6 at Carolina 2	Lightning 4 vs. Florida 2	Lightning 6 at Carolina 2
2009-10	Lightning 3 at Florida 1	Lightning 4 vs. Florida 3 (SO)	Lightning 3 at Florida 1
2008-09	Lightning 2 at Atlanta 6	Lightning 2 vs. Washington 4	Lightning 2 at Atlanta 6
2007-08	Lightning 1 at Atlanta 4	Lightning 0 vs. Atlanta 2	Lightning 1 at Atlanta 4
2006-07	Lightning 2 at Atlanta 3 (SO)	Lightning 2 vs. Florida 7	Lightning 2 at Atlanta 3 (SO)
2005-06	Lightning 1 vs. Washington 4	Lightning 1 vs. Washington 4	Lightning 4 at Carolina 5 (SO)
2004-05	Did Not Play		
2003-04	Lightning 1 vs. Atlanta 2	Lightning 1 vs. Atlanta 2	Lightning 7 at Toronto 2
2002-03	Lightning 2 at Atlanta 6	Lightning 1 vs. Philadelphia 4	Lightning 2 at Atlanta 6
2001-02	Lightning 3 at Florida 2 (OT)	Lightning 3 vs. NY Islanders 3	Lightning 3 at Florida 2 (OT)
2000-01	Lightning 1 at Washington 2	Lightning 3 vs. NY Rangers 4 (OT)	Lightning 1 at Washington 2
1999-00	Lightning 2 at Ottawa 5	Lightning 5 vs. Boston 4	Lightning 2 at Florida 6
1998-99	Lightning 2 at Florida 6	Lightning 2 vs. Carolina 2 (T)	Lightning 2 at Florida 6
1997-98	Lightning 2 vs. Florida 2	Lightning 2 vs. Florida 2	Lightning 0 at NY Islanders 4
1996-97	Lightning 1 at Hartford 2	Lightning 4 vs. Pittsburgh 3	Lightning 1 at Hartford 2
1995-96	Lightning 1 vs. Philadelphia 3	Lightning 1 vs. Philadelphia 3	Lightning 3 at NY Rangers 2
1994-95	Lightning 3 vs. Ottawa 4	Lightning 3 vs. Ottawa 4	Lightning 1 at Quebec 4
1993-94	Lightning 5 vs. Quebec 2	Lightning 5 vs. Quebec 2	Lightning 4 at Hartford 6
1992-93	Lightning 5 at St. Louis 6	Lightning 5 at St. Louis 6	Lightning 5 at St. Louis 6
TOTALS	GP W L T OTL	GP W L T OTL	GP W L T OTL
	31 12 16 1 2	31 15 13 2 1	31 11 17 0 3

1996-97
OCTOBER 5, 1996 LIGHTNING 4 AT PITTSBURGH 3 (OT)
CIVIC ARENA - ATTEN. 17,204
 2 Houlder, 4 Cross, 7 Zamuner, 11 Burr, 12 Cullen, 19 Bradley, 20 Poeschek, 22 Ciccarelli, 23 Bellows, 24 Wiemer, 26 Wells, 27 Shaw, 28 Poulin, 29 Selivanov, 34 Andersson, 44 Hamrlik, 77 Gratton, 92 Gavey, 32 Schwab, **93 Puppa**

1995-96
OCTOBER 7, 1995 LIGHTNING 3 VS. CALGARY 3
THUNDERDOME - ATTEN. 22,735
 3 Charron, 4 Cross, 11 Burr, 12 Cullen, 14 J. Tucker, 15 Ysebaert, 18 Langkow, 19 Bradley, 20 Poeschek, 22 Gavey, 23, Bellows, 28 Finn, 29 Selivanov, 34 Andersson, 39 Ciccone, 44 Hamrlik, 77 Gratton, 85 Klima, 30 Bergeron, **93 Puppa**

1994-95
JANUARY 20, 1995 LIGHTNING 3 VS. PITTSBURGH 5
THUNDERDOME - ATTEN. 26,387
 3 Charron, 4 Cross, 7 Zamuner, 14 J. Tucker, 18 Savard, 19 Bradley, 20 Poeschek, 22 Chambers, 24 Cole, 25 Bergevin, 27 Cummins, 28 Bureau, 29 Selivanov, 34 Andersson, 39 Ciccone, 44 Hamrlik, 77 Gratton, 85 Klima, 30 Bergeron, **93 Puppa**

1993-94
OCTOBER 6, 1993 LIGHTNING 1 AT NEW JERSEY 2
MEADOWLANDS ARENA - ATTEN. 12,946
 2 Beers, 6 Dufresne, 7 Zamuner, 9 Savard, 10 Creighton, 11 McDougall, 14 J. Tucker, 17 Gallant, 18 DiMaio, 20 Poeschek, 22 Chambers, 24 Cole, 25 Bergevin, 29 Reekie, 34 Andersson, 77 Gratton, 85 Klima, 35 Jablonski, **93 Puppa**

1992-93
OCTOBER 7, 1992 LIGHTNING 7 VS. CHICAGO 3
EXPO HALL - ATTEN. 10,425
 3 Crossman, 5 Ramage, 7 Zamuner, 8 Hodge, 9 Semenov, 10 Creighton, 14 J. Tucker, 16 Kontos, 17 McRae, 18 DiMaio, 19, Bradley, 23 Hartman, 25 Bergevin, 27 Drulia, 29 Reekie, 32 Taglianetti, 34 Andersson, 44 Hamrlik, **1 Young**, 35 Jablonski

BOLD - indicates starting goaltender.

SEASON CLOSING LINEUPS

2023-24
APRIL 17, 2024 **LIGHTNING 6 VS. TORONTO 4**
AMALIE ARENA - ATTEN. 19,092
10 Duclair, 20 Paul, 21 Point, 23 Eyssimont, 24 Dumba, 38 Hagel, 41 Chaffee, 43 Raddysch, 44 de Haan, 48 Perbix, 51 Watson, 73 Sheary, 78 Lilleberg, 81 Cernak, 84 Jeannot, 86 Kucherov, 91 Stamkos, 88 Vasilevskiy, 90 Tomkins

2022-23
APRIL 13, 2023 **LIGHTNING 5 VS. DETROIT 0**
AMALIE ARENA - ATTEN. 19,092
7 Fleury, 10 Perry, 14 Maroon, 17 Killorn, 20 Paul, 21 Point, 23 Eyssimont, 24 Bogosian, 28 Cole, 38 Hagel, 41 Bellemare, 43 Raddysch, 48 Perbix, 71 Cirelli, 79 Colton, 86 Kucherov, 91 Stamkos, 98 Sergachev, **1 Elliott**, 88 Vasilevskiy

2021-22
APRIL 29, 2021 **LIGHTNING 6 AT NY ISLANDERS 4**
UBS ARENA - 17,255
10 Perry, 14 Maroon, 17 Killorn, 18 Palat, 20 Paul, 24 Bogosian, 27 McDonagh, 38 Hagel, 41 Bellemare, 44 Rutta, 52 Foote, 71 Cirelli, 77 Hedman, 79 Colton, 81 Cernak, 86 Kucherov, 91 Stamkos, 98 Sergachev, **1 Elliott**, **88 Vasilevskiy**

2020-21
MAY 10, 2021 **LIGHTNING 0 AT FLORIDA 4**
BB&T CENTER - 5,040
2 Schenn, 3 Claesson, 7 Joseph, 9 Johnson, 17 Killorn, 20 Coleman, 21 Point, 37 Gourde, 44 Rutta, 46 Smith, 58 Savard, 60 Barre-Boulet, 67 Stephens, 71 Cirelli, 79 Colton, 81 Cernak, 85 Walcott, 98 Sergachev, 35 McElhinney, **88 Vasilevskiy**

2019-20
MARCH 10, 2020 **LIGHTNING 1 AT TORONTO 2**
SCOTIABANK ARENA - 19,124
9 Johnson, 13 Paquette, 14 Maroon, 17 Killorn, 18 Palat, 19 Goodrow, 20 Coleman, 21 Point, 22 Shattenkirk, 23 Verhaeghe, 24 Bogosian, 27 McDonagh, 37 Gourde, 55 Coburn, 71 Cirelli, 81 Cernak, 86 Kucherov, 98 Sergachev, 35 McElhinney, **88 Vasilevskiy**

2018-19
APRIL 6, 2019 **LIGHTNING 6 AT BOSTON 3**
TD GARDEN - ATTEN. 17,565
5 Girardi, 7 Joseph, 9 Johnson, 10 Miller, 17 Killorn, 18 Palat, 24 Callahan, 27 McDonagh, 33 Gaunce, 37 Gourde, 44 Rutta, 55 Coburn, 62 Martel, 71 Cirelli, 73 Erne, 81 Cernak, 86 Kucherov, 91 Stamkos, **80 Pasquale**, 88 Vasilevskiy

2017-18
APRIL 7, 2018 **LIGHTNING 2 AT CAROLINA 3 (OT)**
PNC ARENA - ATTEN. 15,402
5 Girardi, 6 Stralman, 9 Johnson, 10 Miller, 13 Paquette, 14 Kunitz, 17 Killorn, 18 Palat, 21 Point, 24 Callahan, 27 McDonagh, 29 Koekkoek, 37 Gourde, 55 Coburn, 62 Sustr, 71 Cirelli, 77 Hedman, 86 Kucherov, 31 Budaj, **70 Domingue**

2016-17
APRIL 9, 2017 **LIGHTNING 4 VS. BUFFALO 2**
AMALIE ARENA - ATTEN. 19,092
6 Stralman, 17 Killorn, 18 Palat, 19 Conacher, 21 Point, 23 Brown, 27 Drouin, 28 Witkowski, 33 McKeeg, 55 Coburn, 59 Dotchin, 61 Dumont, 62 Sustr, 65 Gourde, 73 Erne, 77 Hedman, 86 Kucherov, 90 Namestnikov, 31 Budaj, **88 Vasilevskiy**

2015-16
APRIL 9, 2016 **LIGHTNING 2 AT MONTREAL 5**
BELL CENTRE - ATTEN. 21,288
5 Garrison, 9 Johnson, 11 Boyle, 13 Paquette, 17 Killorn, 18 Palat, 20 Taormina, 22 Condra, 23 Brown, 25 Carle, 27 Drouin, 46 Blunden, 51 Filppula, 55 Coburn, 62 Sustr, 81 Marchessault, 89 Nesterov, 90 Namestnikov, 30 Bishop, **88 Vasilevskiy**

2014-15
APRIL 11, 2015 **LIGHTNING 3 VS. BOSTON 2 (SO)**
AMALIE ARENA - ATTEN. 19,204
6 Stralman, 8 Barberio, 9 Johnson, 10 Morrow, 11 Boyle, 13 Paquette, 18 Palat, 23 Brown, 24 Callahan, 25 Carle, 42 Marchessault, 51 Filppula, 53 Witkowski, 77 Hedman, 86 Kucherov, 89 Nesterov, 90 Namestnikov, 91 Stamkos, **30 Bishop**, 88 Vasilevskiy

2013-14
APRIL 13, 2014 **LIGHTNING 1 AT WASHINGTON 0 (SO)**
VERIZON CENTER - ATTEN. 18,506
2 Brewer, 6 Salo, 7 Gudas, 9 Johnson, 16 Purcell, 17 Killorn, 21 Kostka, 23 Brown, 24 Callahan, 25 Carle, 28 Kunyk, 44 Thompson, 54 Paquette, 62 Sustr, 71 Panik, 77 Hedman, 86 Kucherov, 91 Stamkos, 37 Gudlevskis, **39 Lindback**

2012-13
APRIL 27, 2013 **LIGHTNING 3 VS. FLORIDA 5**
TAMPA BAY TIMES FORUM - ATTEN. 19,204
2 Brewer, 3 Aulie, 4 Lecavalier, 6 Salo, 11 Pyatt, 12 Malone, 16 Purcell, 17 Killorn, 19 Crombeen, 25 Carle, 26 St. Louis, 28 M. Roy, 42 Tyrell, 44 Thompson, 67 Pouliot, 76 Labrie, 77 Hedman, 91 Stamkos, 32 Garon, **39 Lindback**

2011-12
APRIL 7 **LIGHTNING 4 AT WINNIPEG 3 (OT)**
MTS CENTRE - ATTEN. 15,004
2 Brewer, 3 Aulie, 4 Lecavalier, 7 Clark, 11 Pyatt, 12 Malone, 14 Connolly, 15 Lee, 16 Purcell, 18 Hall, 19, Brown, 23 Commodore, 26 St. Louis, 29 Mikkelsen, 34 Wyman, 44 Thompson, 77 Hedman, 91 Stamkos, **30 Roloson**, 35 Caron

2010-11
APRIL 9, 2011 **LIGHTNING 6 AT CAROLINA 2**
RBC CENTER - ATTEN. 17,805
2 Brewer, 4 Lecavalier, 5 Ohlund, 7 Clark, 9 Downie, 10 Bergenheim, 12 Gagne, 13 Kubina, 16 Purcell, 18 Hall, 19 Moore, 26 St. Louis, 32 Smaby, 39 Lundin, 42 Tyrell, 44 Thompson, 47 Bergeron, 91 Stamkos, 35 Roloson, **41 Smith**

2009-10
APRIL 11, 2010 **LIGHTNING 3 AT FLORIDA 1**
BANKATLANTIC CENTER - ATTEN. 15,884
4 Lecavalier, 5 Ohlund, 6 Foster, 8 Walker, 9 Downie, 12 Malone, 13 Tanguay, 14 Meszaros, 16 Purcell, 19 Veilleux, 26 St. Louis, 27 Bochenski, 28 Konopka, 39 Lundin, 44 Thompson, 55 Lashoff, 58 Jackson, 91 Stamkos, 30 Niittymaki, **41 Smith**

2008-09
APRIL 11, 2009 **LIGHTNING 2 AT ATLANTA 6**
PHILIPS ARENA - ATTEN. 17,122
6 Melichar, 7 Welch, 11 Halpern, 18 Hall, 20 Prospal, 24 Pettinger, 26 St. Louis, 27 Bochenski, 28 Konopka, 32 Smaby, 33 Koci, 38 Szczechura, 44 Karsums, 51 Quick, 55 Lashoff, 56 Mihalik, 76 Artyukhin, 91 Stamkos, **30 McKenna**, 31 Ramo

2007-08
APRIL 5, 2008 **LIGHTNING 1 AT ATLANTA 4**
PHILIPS ARENA - ATTEN. 18,732
2 Picard, 3 Janik, 7 Ouellet, 10 Jokinen, 11 Halpern, 16 Ward, 21 Darche, 22 Boyle, 24 Karlsson, 26 St. Louis, 29 MacDonald, 32 Smaby, 37 Lukowich, 39 Lundin, 42 Lessard, 61 Stewart, 71 Kuba, 74 Tarnasky, 31 Ramo, **41 Smith**

2006-07
APRIL 7, 2007 **LIGHTNING 2 VS. ATLANTA 3 (SO)**
PHILIPS ARENA - ATTEN. 18,756
4 Lecavalier, 9 Perrin, 16 Ward, 17 Fedotenko, 19 Richards, 20 Prospal, 21 Sarich, 22 Boyle, 26 St. Louis, 27 Taylor, 36 Roy, 44 Pratt, 49 Jones, 54 Ranger, 55 O'Brien, 61 Stewart, 71 Kuba, 74 Tarnasky, 31 Ramo, **40 Holmqvist**

2005-06
APRIL 18, 2006 **LIGHTNING 1 VS. WASHINGTON 4**
ST. PETE TIMES FORUM - ATTEN. 20,154
2 Helbling, 4 Lecavalier, 5 Sydor, 8 Cibak, 11 Dingman, 17 Fedotenko, 18 DiMaio, 19 Richards, 21 Sarich, 22 Boyle, 26 St. Louis, 27 Taylor, 29 Afanassenkov, 33 Modin, 34 Craig, 44 Pratt, 54 Ranger, 76 Artyukhin, **47 Grahame**, 1 Burke

2004-05
Did Not Play

2003-04
APRIL 3, 2004 **LIGHTNING 1 VS. ATLANTA 2**
ST. PETE TIMES FORUM - ATTEN. 20,244
4 Lecavalier, 5 Cullimore, 8 Cibak, 9 Perrin, 11 Dingman, 13 Kubina, 17 Fedotenko, 19 Richards, 21 Sarich, 22 Boyle, 25 Andreychuk, 26 St. Louis, 27 Taylor, 33 Modin, 36 Roy, 37 Lukowich, 55 Sydor, 61 Stillman, **35 Khabibulin**, 47 Grahame

2002-03
APRIL 6, 2003 **LIGHTNING 2 AT ATLANTA 6**
PHILIPS ARENA - ATTEN. 18,033
3 Bergevin, 4 Lecavalier, 5 Cullimore, 7 Clymer, 11 Dingman, 13 Kubina, 15 Alexeev, 16 Svitov, 17 Fedotenko, 18 Olvestad, 19 Richards, 20 Prospal, 21 Sarich, 23 Laukkanen, 26 St. Louis, 27 Taylor, 33 Modin, 35 Khabibulin, 44 Pratt, **47 Grahame**

2001-02
APRIL 14, 2002 **LIGHTNING 3 AT FLORIDA 2 (OT)**
NATIONAL CAR RENTAL CENTER - ATTEN. 18,219
2 Neckar, 4 Lecavalier, 5 Cullimore, 7 Clymer, 11 Dingman, 13 Kubina, 15 Alexeev, 19 Richards, 20 Prospal, 21 Sarich, 22 Boyle, 24 Willis, 25 Andreychuk, 28 Keefe, 33 Modin, 41 Olvestad, 44 Pratt, 46 Cibak, 31 Kochan, **35 Khabibulin**

2000-01
APRIL 8, 2001 **LIGHTNING 1 AT WASHINGTON 2**
MCI CENTER - ATTEN. 18,672
2 Neckar, 4 Lecavalier, 5 Cullimore, 6 Aucoin, 7 Clymer, 10 Emmons, 13 Kubina, 14 Kharitonov, 17 R. Johnson, 19 Richards, 21 Sarich, 26 St. Louis, 25 Hay, 28 Ekman, 33 Modin, 43 Freadrich, 46 Skopintsev, **35 Kochan**, 39 Cloutier

1999-00
APRIL 9, 2000 **LIGHTNING 2 AT OTTAWA 5**
COREL CENTER - ATTEN. 18,022
2 Mara, 5 Gardiner, 6 Muir, 7 Clymer, 8 Warriner, 9 Holzinger, 10 M. Johnson, 15 Svejkovsky, 17 R. Johnson, 19 Martins, 20 Drulia, 21 Sarich, 22 Primeau, 25 Hay, 28 Ekman, 33 Modin, 43 Freadrich, 46 Skopintsev, **35 Kochan**, 39 Cloutier

1998-99
APRIL 17, 1999 **LIGHTNING 2 AT FLORIDA 6**
NATIONAL CAR RENTAL CENTER - ATTEN. 19,079
3 Gusev, 4 Cross, 5 Cullimore, 7 Zamuner, 8 Lecavalier, 11 Kelly, 13 Kubina, 14 Petrovicky, 16 Tucker, 21 Daigle, 22 Mara, 26 Sillinger, 27 Forbes, 44 Richer, 49 Wilkie, 55, Bannister, 64 Bonsignore, 77 Gratton, 32 Schwab, **35 Wilkinson**

1997-98
APRIL 18, 1998 **LIGHTNING 2 VS. FLORIDA 2**
ST. PETE TIMES FORUM - ATTEN. 14,261
3 Kubina, 4 Cross, 6 Wilkie, 7 Zamuner, 10 McCarthy, 14 Dykhuis, 15 Ysebaert, 16 Tucker, 17 Peterson, 18 Langkow, 20 Renberg, 21 Hull, 33 Racine, 34 Andersson, 36 DeBrusk, 39 Ciccone, 62 Nazarov, 64 Bonsignore, 1 Bierk, **30 Fitzpatrick**

1996-97
APRIL 13, 1997 **LIGHTNING 1 AT HARTFORD 2**
HARTFORD CIVIC CENTER - ATTEN. 14,660
2 Houlder, 4 Cross, 5 Ulanov, 6 Norton, 7 Zamuner, 8 Huscroft, 9 Toms, 11 Burr, 15 Ysebaert, 18 Langkow, 20 Poeschek, 22 Ciccarelli, 24 Wiemer, 28 Poulin, 29 Selivanov, 44 Hamrlik, 74 Myhres, 77 Gratton, **31 Tabaracci**, 32 Schwab

1995-96
APRIL 14, 1996 **LIGHTNING 1 VS. PHILADELPHIA 3**
THUNDERDOME - ATTEN. 23, 697
2 Houlder, 4 Cross, 5 Ulanov, 7 Zamuner, 11 Burr, 12 Cullen, 14 Tucker, 15 Ysebaert, 20 Poeschek, 22 Gavey, 23 Bellows, 27 Shaw, 28 Poulin, 29 Selivanov, 34 Andersson, 44 Hamrlik, 77 Gratton, 95 Petib, **1 Reese**, 35 Wilkinson

1994-95
MAY 3, 1995 **LIGHTNING 3 VS. OTTAWA 4**
THUNDERDOME - ATTEN. 21,689
3 Charron, 4 Cross, 6 Plavsic, 7 Zamuner, 9 Wiemer, 14 Tucker, 15 Ysebaert, 19 Bradley, 25 Bergevin, 27 Semak, 28 Bureau, 29 Selivanov, 33 Myhres, 34 Andersson, 39 Ciccone, 44 Hamrlik, 77 Gratton, 95 Klima, **30 Bergeron**, 93 Puppa

1993-94
APRIL 14, 1994 **LIGHTNING 5 VS. QUEBEC 2**
THUNDERDOME - ATTEN. 21,094
7 Zamuner, 9 Savard, 10 Creighton, 14 Tucker, 15 Elynuik, 17 Gallant, 19 Bradley, 20 Poeschek, 22 Chambers, 23 Joseph, 24 Cole, 25 Bergevin, 28 Bureau, 34 Andersson, 39 Ciccone, 44 Hamrlik, 77 Gratton, 85 Klima, 1 Young, **93 Puppa**

1992-93
APRIL 15, 1993 **LIGHTNING 5 AT ST LOUIS 6**
ST. LOUIS ARENA - ATTEN. 17,816
2 Beers, 7 Zamuner, 10 Creighton, 11 Kasper, 14 Tucker, 17 Lafreniere, 19 Bradley, 20 Gilhen, 21 Bergland, 22 Chambers, 24 Cole, 25 Bergevin, 26, Hervey, 27 Drulia, 34 Andersson, 37 Maltais, 40 LiPuma, 44 Hamrlik, 30 Bergeron, **35 Jablonski**

#	DATE	TEAM	W-L-OT	RECORD	GF-GA	SCORERS	W GOAL	PP	PK	SF-SA	W-L GLTDR.	ATTEND.
21	11/19/2013	@ LAK	L	14-7-0	2-5	51P,77	14	1-4	4-5	21-31	54-30	18,118+
22	11/21/2013	@ SJS	L	14-8-0	1-5	9	7	0-1	2-2	37-36	31-39	17,562+
23	11/22/2013	@ ANA	O*	14-8-1	0-1		15	0-6	3-3	31-42	1-30	16,648
24	11/25/2013	NYR	W	15-8-1	5-0	56,26,26,16,16	86	0-3	6-6	25-37	30-30	19,204+
25	11/27/2013	PHI	W	16-8-1	4-2	77,18S,77P,9	77	1-4	1-2	35-21	39-29	18,427
26	11/29/2013	PIT	L	16-9-1	0-3		14	0-3	2-3	21-29	29-30	19,065
27	12/03/2013	@ CBJ	L	16-10-1	0-1		71	0-2	1-1	26-21	72-30	10,223
28	12/05/2013	OTT	W	17-10-1	3-1	26,26,51	26	0-4	4-5	22-34	30-40	16,562
29	12/07/2013	WPG	O*	17-10-2	1-2	44	55	0-1	3-3	29-36	35-39	18,354
30	12/10/2013	@ WSH	O**	17-10-3	5-6	26P,56P,44,9,18	20	2-1	2-5	42-31	31-30	18,506+
31	12/12/2013	DET	W**	18-10-3	2-1	56	26	0-4	4-4	27-29	30-50	19,204+
32	12/14/2013	@ NJD	L	18-11-3	0-3		12	0-3	2-2	33-19	30-39	13,832
33	12/15/2013	@ DET	W	19-11-3	3-0	9,23,17	9	0-3	3-3	26-28	30-34	20,066+
34	12/17/2013	@ NYI	W**	20-11-3	3-2	51,51	86	0-1	1-2	36-34	30-20	13,618
35	12/19/2013	NSH	W	21-11-3	4-2	17,26P,16,71	16	1-4	4-5	33-30	39-30	17,254
36	12/21/2013	CAR	W*	22-11-3	3-2	77,26P,7	7	1-5	2-2	50-27	30-35	19,204+
37	12/22/2013	@ FLA	W	23-11-3	6-1	17,9,51P,26,23,23	9	1-4	2-3	36-29	30-30	15,942
38	12/28/2013	MTL	O**	23-11-4	1-2	26	81	0-3	3-3	24-21	31-30	19,204+
39	12/29/2013	NYR	L	23-12-4	3-4	9P,18,51	67	1-2	0-3	40-29	30-39	19,204+
40	1/1/2014	@ VAN	W	24-12-4	4-2	51,9,86P,17	86	1-3	2-2	33-30	30-31	18,910+
41	1/3/2014	@ CGY	W	25-12-4	2-0	18,86	18	0-5	5-5	29-19	30-31	19,289+
42	1/5/2014	@ EDM	L	25-13-4	3-5	86P,77,51	27	1-1	2-3	27-26	80-39	16,839+
43	1/7/2014	@ WPG	W	26-13-4	4-2	51,18,26P,26	26	1-3	3-5	33-14	39-31	15,004+
44	1/9/2014	WSH	L	26-14-4	3-4	9,19,18	16	0-1	1-3	36-20	31-39	19,204+
45	1/11/2014	@ PHI	W	27-14-4	6-3	17,16,12,51,26,12	51	0-3	4-4	25-38	39-35	19,987+
46	1/13/2014	@ CBJ	L	27-15-4	2-3	17P,77	55	1-4	4-6	28-28	72-39	14,070
47	1/14/2014	@ NYR	W	28-15-4	2-1	77P,86	86	1-2	2-2	25-34	30-30	18,006+
48	1/16/2014	NYI	O**	28-15-5	1-2	26P	51	1-3	3-4	30-30	60-30	18,333
49	1/18/2014	SJS	L	28-16-5	4-5	26P,26,26,26P	8	2-4	1-2	29-32	31-30	19,204+
50	1/19/2014	@ CAR	W	29-16-5	5-3	8P,18,86,16,8	16	1-2	4-5	24-51	30-31	16,760
51	1/23/2014	@ EDM	W**	30-16-5	4-3	9S,19,18	86	0-2	1-3	38-36	30-41	18,751
52	1/25/2014	COL	W	31-16-5	5-2	9,8,51,9,9	51	0-3	3-3	29-27	30-30	19,204+
53	1/28/2014	@ TOR	L	31-17-5	2-3	25,8	21	0-3	3-3	42-26	45-26	19,475+
54	1/30/2014	@ OTT	L	31-18-5	3-5	17,9S,77	7	0-2	2-2	38-28	41-39	19,757+
55	2/1/2014	@ MTL	W*	32-18-5	2-1	44S,44	44	0-3	4-4	36-29	30-31	21,273+
56	2/4/2014	@ MIN	L	32-19-5	1-2	51	15	0-2	1-2	35-26	35-30	18,454+
57	2/6/2014	TOR	L	32-20-5	1-4	18	11	0-1	1-1	34-36	45-31	19,204+
58	2/8/2014	DET	W	33-20-5	4-2	18P,11,17,18	17	1-2	3-3	28-33	30-35	19,204+
59	2/27/2014	@ NSH	L	33-21-5	2-3	26,26P	27	1-3	1-4	16-29	30-30	17,113+
60	3/1/2014	@ DAL	W	34-21-5	4-2	26,44,26,6	26	0-2	3-3	21-41	30-32	15,897
61	3/2/2014	@ COL	L	34-22-5	3-6	11,44,44	6	0-2	3-4	34-35	1-30	15,592
62	3/4/2014	@ STL	L	34-23-5	2-4	17,9P	20	1-4	2-2	17-29	39-30	18,602
63	3/6/2014	BUF	L	34-24-5	1-3	9S	82	0-3	2-2	44-21	1-39	19,204+
64	3/8/2014	BOS	O**	34-24-6	3-4	18S,8,51	18	0-1	3-3	20-32	40-30	19,204+
65	3/10/2014	PHX	O**	34-24-7	3-4	9S,18,18	17	0-4	3-3	31-20	41-30	18,167
66	3/13/2014	FLA	W	35-24-7	5-4	6,21,24,9,91P	91	1-4	1-2	28-27	30-39	18,324
67	3/15/2014	NJD	W	36-24-7	3-0	19,21,44	19	0-1	2-2	32-23	30-30	19,204+
68	3/17/2014	VAN	W	37-24-7	4-3	91P,18,51,11	11	1-4	2-3	30-28	30-31	19,204+
69	3/19/2014	@ TOR	W	38-24-7	5-3	7,91P,91,91,9P	91	2-5	3-3	30-39	30-34	19,585+
70	3/20/2014	@ OTT	W	39-24-7	5-4	16,16,51P,2,24P	24	2-6	4-5	28-31	30-40	17,136
71	3/22/2014	@ PIT	O*	39-24-8	3-4	51P,91,18	18	1-2	3-6	24-29	37-39	18,668+
72	3/24/2014	OTT	O**	39-24-9	3-4	86,77P,91P	19	2-7	3-3	38-32	40-30	18,486
73	3/27/2014	NYI	W**	40-24-9	3-2	24,24	6	0-3	3-3	31-27	30-20	18,554
74	3/29/2014	@ BUF	W*	41-24-9	4-3	17,91,24P,91P	91	2-4	3-3	33-28	30-31	19,070+
75	3/30/2014	@ DET	L	41-25-9	2-3	51,6	17	0-4	2-3	28-30	50-30	20,066+
76	4/1/2014	MTL	W	42-25-9	3-1	24P,9S,17P	9	2-9	4-4	33-26	30-31	18,808
77	4/3/2014	CGY	L	42-26-9	1-4	18	15	0-3	1-2	32-25	31-30	17,495
78	4/5/2014	DAL	L	42-27-9	2-5	91,62	91	0-4	5-2	29-28	32-30	19,204+
79	4/8/2014	TOR	W	43-27-9	3-0	18,18P,77	18	1-1	3-3	34-28	39-34	18,896
80	4/10/2014	PHI	W	44-27-9	4-2	9,71,2,91P	2	1-3	2-3	30-36	39-29	19,204+
81	4/11/2014	CBJ	W	45-27-9	3-2	18,2,2	2	1-3	2-3	22-38	37-31	18,686
82	4/13/2014	@ WSH	W**	46-27-9	1-0		25	0-1	1-1	32-18	39-70	18,506

* OVERTIME
 + SELLOUT
 (S) SHORTHANDED GOAL
 (Y) OVERTIME GAME-WINNER

** SHOOTOUT
 (P) POWER PLAY GOAL
 (X) SHOOTOUT GAME-WINNER
 (EV-PS) SUCCESSFUL PENALTY SHOT

PLAYERS

POS	#	PLAYER	GP	G	A	P	+/-	PIM	PP	SH	GW	OT	S	S%	TOI/G
R	86	Nikita Kucherov	81	44	100	144	+8	22	13	0	6	1	306	14.4	21:40
C	21	Brayden Point	81	46	44	90	-16	14	15	0	12	0	227	20.3	20:02
C	91	Steven Stamkos	79	40	41	81	-21	34	19	0	6	0	262	15.3	18:14
D	77	Victor Hedman	78	13	63	76	+18	76	4	0	2	0	168	7.7	24:48
L	38	Brandon Hagel	82	26	49	75	+1	79	2	0	3	1	184	14.1	19:15
L	20	Nick Paul	82	24	22	46	-16	27	9	0	2	0	153	15.7	17:16
C	71	Anthony Cirelli	79	20	25	45	+2	38	3	2	3	1	129	15.5	18:31
D	43	Darren Raddysh	82	6	27	33	-3	21	1	0	2	1	101	5.9	19:06
C	23	Michael Eyssimont	81	11	14	25	+7	104	2	0	2	0	149	7.4	11:51
D	48	Nick Perbix	77	2	22	24	+8	10	0	0	1	1	57	3.5	17:05
D	98	Mikhail Sergachev	34	2	17	19	-16	16	0	0	0	0	53	3.8	22:33
L	10	Anthony Duclair	17	8	7	15	+4	6	0	0	0	0	31	25.8	14:27
L	73	Conor Sheary	57	4	11	15	-3	12	0	0	0	0	50	8.0	11:06
L	84	Tanner Jeannot	55	7	7	14	-10	75	1	0	0	0	59	11.9	12:01
D	81	Erik Cernak	69	2	11	13	+5	63	0	0	0	0	53	3.8	19:11
C	11	Luke Glendening	81	10	1	11	-2	39	0	1	1	0	57	17.5	11:37
D	44	Calvin de Haan	59	3	7	10	-9	22	0	0	0	0	56	5.4	16:38
C	12	Alex Barre-Boulet	36	6	3	9	-9	10	2	0	0	0	46	13.0	11:11
C	64	Tyler Motte	69	6	3	9	-8	28	0	2	2	0	83	7.2	12:27
R	41	Mitchell Chaffee	30	4	3	7	+2	4	0	0	0	0	27	14.8	11:17
D	7	Haydn Fleury	24	1	4	5	+5	20	0	0	0	0	25	4.0	16:07
D	78	Emil Lilleberg	37	0	5	5	-15	16	0	0	0	0	31	0	16:12
L	51	Austin Watson	33	2	2	4	+2	93	0	0	0	0	17	11.8	7:16
D	65	Max Crozier	13	0	2	2	-2	7	0	0	0	0	13	0	12:56
L	45	Cole Koepke	9	0	2	2	0	0	0	0	0	0	9	0	6:42
D	24	Mathew Dumba	18	0	2	2	-5	33	0	0	0	0	25	0	18:39
C	39	Walteri Merela	19	1	0	1	+2	4	0	0	0	0	17	5.9	9:49
D	5	Philippe Myers	5	0	0	0	-2	2	0	0	0	0	6	0	11:42
D	67	Declan Carlike	1	0	0	0	+1	0	0	0	0	0	0	0	11:27
C	93	Gage Goncalves	2	0	0	0	0	6	0	0	0	0	0	0	9:58

GOALTENDERS

#	PLAYER	GP	TOI	GAA	W	L	OTL	SA	GA	SV	SV%	SO	G	A	PIM
88	Andrei Vasilevskiy	52	3,063	2.90	30	20	2	1,477	148	1,329	0.900	2	0	2	2
31	Jonas Johansson	26	1,477	3.37	12	7	5	752	83	669	0.890	2	0	0	0
90	Matt Tomkins	6	360	3.33	3	2	1	185	20	165	0.892	0	0	0	0

#	DATE	TEAM	W-L-OT	RECORD	GF-GA	SCORERS	W GOAL	PP	PK	SF-SA	W-L GLTDR.	ATTEND.
20	11/25/2022	STL	W	12-7-1	5-2	21, 17, 21P, 38, 20	21	1-2	2-3	27-27	88/50	19,092+
21	11/28/2022	@BUF	W*	13-7-1	6-5	21P, 10, 21P, 91, 38P, 91	91	3-4	1-1	25-37	1/1	17,766
22	11/29/2022	@BOS	L	13-8-1	1-3	91P	71	1-2	0-1	28-26	1/88	17,850
23	12/01/2022	@PHI	W	14-8-1	4-1	20P, 20, 79, 28	20	1-3	3-3	27-22	88/79	17,867
24	12/03/2022	TOR	W*	15-8-1	4-3	90, 86P, 79P, 17	17	2-6	4-5	33-39	88/30	19,092+
25	12/06/2022	DET	L	15-9-1	2-4	91, 21	73	0-2	1-1	46-26	35/88	19,092+
26	12/08/2022	NSH	W	16-9-1	5-2	21, 10P, 21, 20, 38S	21	1-2	2-2	33-36	1/74	19,092+
27	12/10/2022	FLA	W	17-9-1	4-1	14, 21, 98, 91	21	0-4	4-4	38-25	88/72	19,092+
28	12/13/2022	SEA	W	18-9-1	6-2	28, 81, 10P, 21, 79, 91	10	1-3	3-3	30-38	88/31	19,092+
29	12/15/2022	CBJ	W	19-9-1	4-1	41, 21, 38, 38	21	0-3	1-1	29-25	1/40	19,092+
30	12/17/2022	@MTL	W	20-9-1	5-1	38, 20, 71P, 38P, 86	20	2-6	3-3	27-23	88/34	21,105+
31	12/20/2022	@TOR	L	20-10-1	1-4	90	34	0-1	1-2	19-40	30/88	18,962+
32	12/21/2022	@DET	L	20-11-1	4-7	21, 17, 79, 86	71	0-4	2-2	38-31	35/1	19,515+
33	12/28/2022	MTL	W	21-11-1	4-1	17, 21P, 21, 38	21	1-1	5-5	38-26	88/34	19,092+
34	12/29/2022	NYR	W**	22-11-1	2-1	21	0	0-1	3-3	40-46	88/31	19,092+
35	12/31/2022	ARI	W	23-11-4	5-3	21, 98, 91P, 17, 38P	17	2-3	1-1	35-31	88/70	19,092+
36	1/3/2023	@CHI	W	24-11-4	4-1	14, 17, 38P, 20S	17	1-4	4-5	29-26	1/32	18,429
37	1/4/2023	@MIN	L	24-12-1	1-5	21P	97	1-4	2-3	35-33	32/1	18,427+
38	1/6/2023	@WPG	L	24-13-1	2-4	71, 86	81	0-4	4-6	28-20	37/88	15,325+
39	1/10/2023	CBJ	W	25-13-1	6-3	86, 20P, 90, 86P, 21P, 79	86	3-4	1-1	46-24	88/90	19,092+
40	1/12/2023	VAN	W	26-13-1	5-4	10P, 17, 86, 38, 91P	91	2-3	2-3	35-40	88/60	19,092+
41	1/14/2023	@STL	W	27-13-1	4-2	21, 21P, 48, 17	48	1-2	3-3	30-25	88/50	18,096+
42	1/16/2023	@SEA	W	28-13-1	4-1	41, 20, 38, 77	20	0-2	3-3	31-23	88/31	17,151+
43	1/18/2023	@VAN	W	29-13-1	5-2	91, 86, 21, 91, 91	21	0-1	2-4	25-39	1/30	18,792
44	1/18/2023	@EDM	L	29-14-1	3-5	38, 91, 21	97	0-2	3-4	31-34	36/88	17,742
45	1/21/2023	@CGY	L	29-15-1	3-6	91, 90, 71	29	0-6	3-4	24-41	80/88	18,831
46	1/24/2023	MIN	W	30-15-1	4-2	10, 10P, 91, 86	91	1-5	3-4	39-35	88/29	19,092+
47	1/26/2023	BOS	W	31-15-1	3-2	38P, 21, 77	77	1-3	2-2	35-39	88/35	19,092+
48	1/28/2023	LAK	W	32-15-1	5-2	21, 41, 10, 79, 77	10	0-2	2-2	25-28	88/32	19,092+
49	2/6/2023	@FLA	L	32-16-1	1-7	86	9	0-2	1-2	33-49	72/88	15,882
50	2/7/2023	SJS	O*	32-16-2	3-4	79, 21P, 21	28	1-6	1-3	37-22	36/1	19,092+
51	2/9/2023	COL	W	33-16-2	5-0	10P, 38, 21P, 38, 98	10	2-3	2-2	32-30	88/40	19,092+
52	2/11/2023	@DAL	W	34-16-2	3-1	71, 71, 38	71	0-1	4-4	31-29	88/41	18,532
53	2/14/2023	@COL	W**	35-16-2	4-3	86, 71, 90	0	0-4	2-2	35-46	88/40	18,072+
54	2/15/2023	@ARI	O**	35-16-3	0-1		0	0-5	2-2	47-26	39/1	4,600+
55	2/18/2023	@VGK	L	35-17-3	4-5	90, 91P, 10, 41	10	1-3	2-2	24-26	33/88	18,317+
56	2/21/2023	ANA	W	36-17-3	6-1	20, 79P, 71, 24, 21P, 10	79	2-5	4-4	44-25	88/1	19,092+
57	2/23/2023	BUF	O*	36-17-4	5-6	91, 77, 21, 71, 79P	46	1-3	1-2	41-23	31/88	19,092+
58	2/25/2023	@DET	W	37-17-4	3-0	21, 86, 17	21	0-2	4-4	18/45	88/35	19,515+
59	2/26/2023	@PIT	L	37-18-4	3-7	71, 86, 21P	53	1-3	1-2	29-36	1/1	17,691
60	2/28/2023	FLA	L	37-19-4	1-4	21P	15	1-5	2-2	29-41	72/88	19,092+
61	3/2/2023	PIT	O*	37-19-5	4-5	79, 21P, 91P, 77	16	2-5	5-5	31-32	35/88	19,092+
62	3/4/2023	@BUF	L	37-20-5	3-5	21P, 17, 17S	22	1-5	3-5	36-34	31/1	19,070+
63	3/5/2023	@CAR	L	37-21-5	0-6		37	0-2	1-5	14-38	31/88	18,965+
64	3/7/2023	PHI	W	38-21-5	5-2	17P, 86P, 79, 17, 86P	79	3-5	3-3	39-35	88/79	19,092+
65	3/9/2023	VGK	O*	38-21-6	3-4	21, 86, 21P	23	1-5	1-2	37-21	32/88	19,092+
66	3/11/2023	CHI	W	39-21-6	3-1	21, 21, 38	21	0-1	2-2	37-23	1/34	19,092+
67	3/12/2023	WPG	L	39-22-6	2-3	17, 71S	36	0-3	1-2	35-22	37/88	19,092+
68	3/14/2023	@NJD	W	40-22-6	4-1	71S, 38, 17, 86	38	0-2	2-2	30-23	88/41	15,622
69	3/16/2023	@NJD	W**	41-22-6	4-3	79, 91, 91P	0	1-3	3-4	24-35	88/40	16,094
70	3/18/2023	MTL	W	42-22-6	5-3	77, 38, 91P, 38, 38	38	1-2	1-2	41-21	1/35	19,092+
71	3/19/2023	NJD	L	42-23-6	2-5	86, 17	13	0-4	1-1	24-39	41/88	19,092+
72	3/21/2023	@MTL	L	42-24-6	2-3	21P, 14	8	1-2	2-2	33-20	35/88	21,105+
73	3/23/2023	@OTT	L	42-25-6	2-7	21, 98P	61	1-4	1-3	29-35	40/1	16,133
74	3/25/2023	@BOS	L	42-26-6	1-2	77S	21	0-5	6-7	27-34	35/88	17,850
75	3/28/2023	@CAR	W	43-26-6	4-0	91, 21, 21, 17	91	0-1	2-2	21-31	88/52	18,680+
76	3/30/2023	WSH	W	44-26-6	5-1	17P, 91, 14, 14, 81S	91	1-2	4-4	34-31	88/35	19,092+
77	4/1/2023	NYI	W	45-26-6	5-0	98, 84, 86, 91, 21P	98	1-2	3-3	32-38	88/30	19,092+
78	4/5/2023	@NYR	L	45-27-6	3-6	17P, 43, 38	14	1-3	3-5	31-37	31/88	18,006+
79	4/6/2023	@NYI	L	45-28-6	1-6	86	29	0-1	2-2	31-42	30/1	17,255+
80	4/8/2023	@OTT	L	45-29-6	4-7	91P, 38P, 77P, 21	75	3-5	3-4	24-40	33/1	19,044+
81	4/11/2023	TOR	L	45-30-6	3-4	17, 48, 98	90	0-8	4-6	48-24	60/88	19,092+
82	4/13/2023	DET	W	46-30-6	5-0	17, 38, 21P, 21, 23	17	1-2	2-2	32-32	1/35	19,092+

- * OVERTIME
- ** SHOOTOUT
- + SELLOUT
- (P) POWER PLAY GOAL
- (S) SHORTHANDED GOAL
- (X) SHOOTOUT GAME-WINNER
- (Y) OVERTIME GAME-WINNER
- (EV-PS) SUCCESSFUL PENALTY SHOT

PLAYERS

POS	#	PLAYER	GP	G	A	P	+/-	PIM	PP	SH	GW	OT	S	S%	TOI/G
R	86	Nikita Kucherov	82	30	83	113	-2	36	8	0	4	0	271	11.1	20:08
C	21	Brayden Point	82	51	44	95	2	7	20	0	9	1	235	21.7	19:40
C	91	Steven Stamkos	81	34	50	84	-5	46	14	0	6	2	240	14.2	19:01
L	38	Brandon Hagel	81	30	34	64	23	54	7	1	3	0	178	16.9	18:39
L	17	Alex Killorn	82	27	37	64	18	45	3	1	5	2	143	18.9	17:13
D	98	Mikhail Sergachev	79	10	54	64	13	53	3	0	2	0	156	6.4	23:49
D	77	Victor Hedman	76	9	40	49	10	42	1	1	1	0	185	4.9	23:43
L	20	Nick Paul	80	17	15	32	11	33	4	1	4	0	120	14.2	16:10
C	79	Ross Colton	81	16	16	32	-8	50	4	0	3	0	153	10.5	12:21
C	71	Anthony Cirelli	58	11	18	29	13	33	1	2	1	0	111	9.9	16:34
R	10	Corey Perry	81	12	13	25	-28	95	6	0	3	0	116	10.3	11:34
D	48	Nick Perbix	69	5	15	20	11	22	0	0	2	0	111	4.5	15:24
D	28	Ian Cole	78	3	14	17	13	61	0	0	0	0	109	2.8	19:23
D	81	Erik Cernak	70	2	14	16	8	53	0	1	0	0	87	2.3	19:14
L	14	Pat Maroon	80	5	9	14	-5	150	0	0	0	0	62	8.1	10:21
L	41	Pierre-Edouard Bellemare	73	4	9	13	-9	34	0	0	0	0	51	7.8	11:17
D	24	Zach Bogosian	46	1	4	5	-4	42	0	0	0	0	54	1.9	14:59
L	84	Tanner Jeannot	20	1	3	4	-6	22	0	0	0	0	20	5.0	11:55
D	5	Phillipe Myers	11	2	3	0	4	0	0	0	0	0	21	4.8	11:33
D	43	Darren Raddysh	17	1	2	3	-4	4	0	0	0	0	25	4.0	16:29
C	23	Michael Eysimont	15	1	1	2	-3	22	0	0	0	0	31	3.2	11:25
L	45	Cole Koepke	17	1	0	1	-5	2	0	0	0	0	12	8.3	9:06
L	22	Rudolfs Balcers	3	1	0	1	1	0	0	0	0	3	33.3	6:53	
D	7	Haydn Fleury	29	0	1	1	-10	14	0	0	0	0	33	0	12:48
L	82	Gabriel Fortier	1	0	0	0	0	0	0	0	0	0	0	0	8:25
C	12	Alex Barre-Boulet	1	0	0	0	0	0	0	0	0	1	0	0	10:01

GOALTENDERS

#	PLAYER	GP	TOI	GAA	W	L	OTL	SA	GA	SV	SV%	SO	G	A	PIM
88	Andrei Vasilevskiy	60	3,596	2.65	34	22	4	1,875	159	1,716	.915	4	0	2	0
1	Brian Elliott	22	1,325	3.40	12	8	2	689	75	614	.891	2	0	1	0

2022-23 GAME-BY-GAME RESULTS

#	DATE	TEAM	W-L-OT	RECORD	GF-GA	SCORERS	W GOAL
---	------	------	--------	--------	-------	---------	--------

2021-2022 STATS

2021-2022 INDIVIDUAL SCORING (51-23-8, 110 pts, 3rd Atlantic Division)

PLAYERS

PLAYER	GP	G	A	P	+/-	PIM	PPG	SHG	GWG
Steven Stamkos	81	42	64	106	24	36	16	0	11
Victor Hedman	82	20	65	85	26	36	6	0	6
Nikita Kucherov	47	25	44	69	1	22	9	0	1
Alex Killorn	82	25	34	59	1	66	6	0	2
Brayden Point	66	28	30	58	-5	33	10	0	4
Ondrej Palat	77	18	31	49	15	20	1	0	5
Anthony Cirelli	76	17	26	43	15	70	3	1	4
Corey Perry	82	19	21	40	9	66	6	0	4
Ross Colton	79	22	17	39	4	24	1	0	4
Mikhail Sergachev	78	7	31	38	6	59	1	0	1
Pat Maroon	81	11	16	27	20	134	3	0	0
Ryan McDonagh	71	4	22	26	15	16	0	0	0
Pierre-Edouard Bellemare	80	9	11	20	24	19	0	1	1
Mathieu Joseph	58	8	10	18	4	23	0	2	2
Jan Rutta	76	3	15	18	25	47	0	0	0
Nick Paul	21	5	9	14	4	17	0	1	1
Erik Cernak	55	1	12	13	7	46	0	0	0
Taylor Raddysh	53	5	7	12	5	8	0	1	1
Cal Foote	56	2	7	9	6	29	0	0	0
Zach Bogosian	48	3	5	8	2	53	0	0	1
Brandon Hagel	22	4	3	7	-4	8	0	1	0
Boris Katchouk	38	2	4	6	3	25	0	0	1
Alex Barre-Boulet	14	3	2	5	0	4	0	0	0
Gabriel Fortier	10	1	0	1	-2	4	0	0	0
Andrej Sustr	15	1	0	1	-1	6	0	0	0
Sean Day	2	0	0	0	-2	0	0	0	0
Darren Raddysh	4	0	0	0	1	0	0	0	0
Remi Elie	1	0	0	0	-2	0	0	0	0
Fredrik Claesson	9	0	0	0	-3	0	0	0	0
Riley Nash	10	0	0	0	-1	0	0	0	0

GOALTENDERS

GOALIES	GP	W	L	OT	GAA	SV%	SA	SV	GA	SO	TOI
Andrei Vasilevskiy	63	39	18	5	2.49	.916	1,868	1,712	156	2	3760:45
Brian Elliott	17	11	4	3	2.43	.912	489	446	43	1	1063:25
Maxime Lagace	2	1	1	0	6.11	.828	58	48	10	0	98:08
Hugo Alnefelt	1	0	0	0	9.00	.700	10	7	3	0	20:00

2021-22 GAME-BY-GAME RESULTS

#	DATE	TEAM	W-L-OT	RECORD	GF-GA	SCORERS	W GOAL	PP	PK	SF-SA	W-L GLTDR.	ATTEND.
1	10/12/21	PIT	L	0-1-0	2-6	71, 17	49	0-1	1-1	28-35	35/88	19,092+
2	10/14/21	@DET	W*	1-1-0	7-6	18, 91P, 91P, 79, 86P, 17, 18	18	3-7	4-5	48-26	88/39	19515+
3	10/16/21	@WSH	W*	2-1-0	2-1	98, 91	91	0-1	4-4	24-33	88/41	18573+
4	10/19/21	FLA	L	2-2-0	1-4	21	16	0-6	2-3	31-32	30/88	19092+
5	10/23/21	COL	O**	2-2-1	3-4	7, 91, 21	8	0-3	5-6	32-27	35/88	19092+
6	10/25/21	@BUF	L	2-3-1	1-5	17	91	0-2	1-1	36-25	41/1	7417
7	10/26/21	@PIT	W	3-3-1	5-1	21, 18, 27, 98, 17	18	0-2	3-4	31-29	88/35	15732
8	10/28/21	ARI	W	4-3-1	5-1	17, 17, 91P, 12, 29	17	1-4	3-3	28-25	88/50	19092+
9	11/01/21	WSH	W	5-3-1	3-2	17, 71P, 21	21	1-4	3-4	26-33	88/41	19092+
10	11/04/21	@TOR	O*	5-3-2	1-2	14	88	0-1	2-3	25-34	36/88	18937+
11	11/06/21	@OTT	W	6-3-2	5-3	77P, 44, 91, 18, 71	18	1-2	4-4	33-27	1/30	12417
12	11/09/21	CAR	O*	6-3-3	1-2	91	88	0-4	4-5	18-31	31/88	19092+
13	11/13/21	FLA	W*	7-3-3	3-2	14P, 77, 21	21	1-1	1-1	24-28	88/72	19092+
14	11/15/21	NYI	W	8-3-3	4-1	7, 71, 21, 91P	71	1-4	3-3	28-26	88/40	19092+
15	11/18/21	@PHI	W**	9-3-3	4-3	21P, 7, 91	91	1-3	2-2	32-30	88/79	18243
16	11/20/21	NJD	L	9-4-3	3-5	44, 14P, 77	17	1-4	3-3	34-27	29/88	19092+
17	11/21/21	MIN	W**	10-4-3	5-4	71P, 14, 71, 12	91	1-4	3-4	24-32	1/34	19092+
18	11/23/21	PHI	W	11-4-3	4-0	24, 91, 10, 12	24	0-2	1-1	35-34	88/79	19092+

#	DATE	TEAM	W-L-OT	RECORD	GF-GA	SCORERS	W GOAL	PP	PK	SF-SA	W-L GLTDR.	ATTEND.
19	11/26/21	SEA	W	12-4-3	3-0	41, 79, 91	41	0-2	2-2	26-17	88/31	19092+
20	11/28/21	@MIN	L	12-5-3	2-4	10, 17	38	0-3	3-3	30-37	33/88	17785
21	11/30/21	@STL	O**	12-5-4	3-4	71, 10P, 81	90	1-3	2-3	33-33	50/1	16605
22	12/02/21	STL	W	13-5-4	4-2	18, 71P, 77, 77	77	1-3	2-4	35-28	88/35	19092+
23	12/04/21	@BOS	W*	14-5-4	3-2	16S, 18, 91	91	0-2	1-1	25-39	88/1	17850
24	12/05/21	@PHI	W	15-5-4	7-1	27, 10, 16, 13, 7S, 14, 10P	10	1-2	2-3	27-39	1/79	16014
25	12/07/21	@MTL	W	16-5-4	3-2	14, 10, 18	18	0-3	1-1	27-23	88/34	19976
26	12/09/21	@TOR	W	17-5-4	5-3	41, 91P, 18, 16, 18	16	1-3	0-2	27-38	88/36	18919+
27	12/11/21	@OTT	L	17-6-4	0-4	9	0-5	2-4	25-23	31/1	13076	
28	12/14/21	LAK	W*	18-6-4	3-2	17, 16, 7	7	0-3	1-2	30-30	88/32	19092+
29	12/16/21	OTT	W	19-6-4	2-1	17, 77P	77	1-5	2-2	27-26	88/31	19092+
30	12/21/21	@VGK	W	20-6-4	4-3	82, 41, 71, 91P	91	1-2	1-2	19-41	88/39	18217+
31	12/28/21	MTL	W*	21-6-4	5-4	21, 21, 79, 10, 18	18	0-4	4-4	37-31	33/35	19092+
32	12/30/21	@FLA	L	21-7-4	3-9	24, 91, 21P	27	1-4	2-3	42-37	30/33	15001
33	12/31/21	NYR	O**	21-7-5	3-4	91P, 79, 10	93	1-4	4-4	28-23	31/1	19092+
34	01/02/22	@NYR	L	21-8-5	0-4	93	0-2	1-3	38-21	31/88	16885	
35	01/04/22	@CBJ	W	22-8-5	7-2	18P, 18, 10P, 21, 14P, 41, 17	10	3-4	3-3	36-22	88/70	14816
36	01/06/22	CGY	W	23-8-5	4-1	10, 21, 18, 17	21	0-3	3-3	33-27	88/80	19092+
37	01/08/22	BOS	L	23-9-5	2-5	18, 21	63	0-4	2-2	29-30	35/88	19092+
38	01/11/22	@BUF	W	24-9-5	6-1	18, 71, 86P, 86, 91, 86	71	1-2	3-4	36-18	88/1	8368
39	01/13/22	VAN	W	25-9-5	4-2	91P, 17, 13, 21	13	1-3	4-4	21-26	88/35	19092+
40	01/15/22	DAL	W	26-9-5	3-1	21P, 79, 17	79	1-3	1-1	29-20	88/35	19092+
41	01/18/22	@LAK	W	27-9-5	6-4	77, 86P, 41S, 77, 7, 91	7	1-3	2-3	25-36	88/40	15128
42	01/21/22	@ANA	L	27-10-5	1-5	79	22	0-7	4-5	33-35	36/88	13148
43	01/22/22	@SJS	W	28-10-5	7-1	79, 91, 7, 10, 21, 17P, 79	91	1-2	2-2	31-28	1/47	14193
44	01/27/22	NJD	W	29-10-5	3-2	17P, 7S, 71	71	1-1	2-3	35-33	88/32	19092+
45	01/29/22	VGK	O**	29-10-6	2-3	79, 10	61	0-3	1-1	29-27	90/88	19092+
46	02/01/22	SJS	W*	30-10-6	3-2	71, 17P, 77	77	1-4	2-3	32-21	88/47	19092+
47	02/10/22	@COL	L	30-11-6	2-3	86, 21	13	0-3	3-3	38-47	35/88	18018+
48	02/11/22	@ARI	W	31-11-6	4-3	21, 10, 91, 91	91	0-3	1-1	32-19	1/70	11727
49	02/15/22	@NJD	W	32-11-6	6-3	14, 91, 17, 77, 86, 41	77	0-1	2-3	32-25	88/32	10410
50	02/23/22	EDM	W	33-11-6	5-3	14, 91, 21, 10P, 86	10	1-4	0-1	23-30	88/41	19092+
51	02/26/22	@NSH	W	34-11-6	3-2	21P, 86P, 91	91	2-4	2-4	33-28	88/74	68619
52	03/01/22	OTT	W	35-11-6	5-2	86, 21, 91P, 10, 98	91	1-4	4-4	22-27	88/30	19092+
53	03/03/22	PIT	L	35-12-6	1-5	41	87	0-1	2-3	21-40	35/88	19092+
54	03/04/22	DET	W	36-12-6	3-1	21P, 98P, 91P	98	3-4	2-2	38-23	1/39	19092+
55	03/06/22	@CHI	W	37-12-6	6-3	16, 77, 52, 77, 10, 98	77	0-2	3-3	32-27	88/29	18856
56	03/08/22	@WPG	L	37-13-6	4-7	27, 17, 77, 79	81	0-3	3-4	24-33	37/88	12925
57	03/10/22	@CGY	L	37-14-6	1-4	17	13	0-3	3-4	31-32	25/88	15689
58	03/12/22	@EDM	L	37-15-6	1-4	24	97	0-4	6-7	32-49	19/1	17528
59	03/13/22	@VAN	W	38-15-6	2-1	77, 79	79	0-2	2-2	31-36	88/35	18760
60	03/16/22	@SEA	W	39-15-6	4-1	86, 77P, 71, 77P	77	2-6	4-5	42-25	88/31	17151+
61	03/19/22	NYR	L	39-16-6	1-2	21P	93	1-3	5-6	29-27	31/88	19092+
62	03/22/22	@CAR	L	39-17-6	2-3	20, 17	20	0-2	2-4	29-41	31/88	16783
63	03/24/22	@BOS	L	39-18-6	2-3	38S, 91	88	0-3	5-5	24-39	1/88	17850
64	03/26/22	@DET	W*	40-18-6	2-1	91P, 21P	21	2-3	5-5	36-27	1/39	19515+
65	03/27/22	@NYI	W	41-18-6	4-1	77P, 17, 79, 98	17	1-4	3-3	34-24	88/30	17255+
66	03/29/22	CAR	W*	42-18-6	4-3	17P, 77, 21P, 91P	91	3-4	2-2	32-19	88/32	19092+
67	04/01/22	CHI	W	43-18-6	5-2	91, 21, 79, 79, 38	79	0-2	3-4	43-23	88/32	19092+
68	04/02/22	MTL	O**	43-18-7	4-5	91, 71S, 86P, 21P	14	2-3	2-2	41-31	34/1	19092+
69	04/04/22	TOR	L	43-19-7	2-6	86, 44	34	0-2	1-1	34-39	36/88	19092+
70	04/06/22	@WSH	L	43-20-7	3-4	86, 20, 79P	74	1-3	3-5	28-28	30/88	18573+
71	04/08/22	BOS	O*	43-20-8	1-2	41	13	0-5	3-3	29-37	35/88	19092+
72	04/10/22	BUF	W	44-20-8	5-0	10, 18, 38, 86, 79						

#	DATE	TEAM	W-L-OT	RECORD	GF-GA	SCORERS	W GOAL	PP	PK	SF-SA	W-L GLTDR.	ATTEND.
9	02/05/21	DET	W	7-1-1	3-1	14, 19, 19	19	0-3	2-2	32-28	88/29	0
10	02/08/21	@NSH	W	8-1-1	4-1	71, 71P, 20, 91	71	1-3	3-4	35-24	35/35	0
11	02/09/21	@NSH	W	9-1-1	6-1	91, 18P, 7 37, 91P, 7P	18	3-5	4-4	30-33	88/74	0
12	02/11/21	@FLA	L	9-2-1	2-5	21P, 21P	5	2-3	2-3	21-29	72/88	3808
13	02/13/21	@FLA	W	10-2-1	6-1	18P, 7, 9 9, 92, 19	7	1-3	4-4	28-34	88/72	4509
14	02/15/21	FLA	L	10-3-1	4-6	91, 92, 92, 9	16	0-4	3-3	31-21	60/35	100
15	02/20/21	@CAR	L	10-4-1	0-4		16	0-1	2-2	24-28	39/88	0
16	02/22/21	@CAR	W	11-4-1	4-2	91P, 77, 18, 17	17	1-4	2-3	32-36	88/47	0
17	02/24/21	CAR	W	12-4-1	3-0	79, 20P, 19	79	1-1	2-2	28-25	88/39	500
18	02/25/21	CAR	W	13-4-1	3-1	98, 37, 19	37	0-5	5-5	22-32	35/47	536
19	02/27/21	DAL	W	14-4-1	5-0	18P, 71S, 21 14P, 91	18	2-2	6-6	21-20	88/35	537
20	03/02/21	DAL	W	15-4-1	2-0	18P, 37	18	1-5	3-3	19-28	88/35	4067
21	03/04/21	@CHI	W*	16-4-1	3-2	71S, 91, 17	17	0-1	2-2	34-37	88/32	0
22	03/05/21	@CHI	O**	16-4-2	3-4	71, 17P, 27	23	1-6	4-5	42-27	30/35	0
23	03/07/21	@CHI	W	17-4-2	6-3	18P, 37, 77P, 37P, 17, 14P	37	4-5	3-4	39-25	88/32	0
24	03/09/21	@DET	W*	18-4-2	4-3	21P, 9, 81, 20	20	1-3	2-3	29-23	88/29	0
25	03/11/21	@DET	L	18-5-2	4-6	98, 91P, 21, 18	14	1-6	4-4	44-23	45/35	0
26	03/13/21	NSH	W	19-5-2	6-3	9, 7, 17P, 21, 20, 71	21	1-1	1-2	28-31	88/35	3800
27	03/15/21	NSH	L	19-6-2	1-4	91	33	0-3	1-2	39-26	35/35	3800
28	03/16/21	@DAL	W**	20-6-2	4-3	21, 7, 91P	21	1-2	2-3	36-27	88/29	4057
29	03/18/21	CHI	W	21-6-2	4-2	17, 37P, 79, 77	79	1-2	2-4	23-21	88/32	3800
30	03/20/21	CHI	W	22-6-2	4-1	21, 71, 37, 91P	71	1-3	4-4	29-31	88/30	3800
31	03/21/21	FLA	W	23-6-2	5-3	37, 17, 7, 9P, 21	9	1-5	3-5	24-32	35/72	3800
32	03/23/21	@DAL	W	24-6-2	2-1	91P, 37	37	1-3	3-4	26-17	88/35	4103
33	03/25/21	@DAL	L	24-7-2	3-4	37, 17, 18	24	0-0	2-3	27-41	29/88	4187
34	03/27/21	@CAR	L	24-8-2	3-4	20, 14, 7	88	0-4	4-6	22-40	47/88	4433
35	03/30/21	CBJ	L	24-9-2	1-3	7	58	0-1	0-0	38-21	90/35	3800
36	04/01/21	CBJ	W	25-9-2	3-2	21P, 79, 21	21	1-3	1-1	34-38	88/90	3800
37	04/03/21	DET	W	26-9-2	2-1	79, 21	21	0-3	2-2	29-26	88/29	3800
38	04/04/21	DET	L	26-10-2	1-5	77	51	0-3	1-2	28-18	29/33	3800
39	04/06/21	@CBJ	L	26-11-2	2-4	79, 2	16	0-4	4-5	38-30	70/88	4080
40	04/08/21	@CBJ	W	27-11-2	6-4	20, 91P, 19, 27, 79, 27	79	1-4	2-2	30-36	88/90	4143
41	04/10/21	@NSH	W	28-11-2	3-0	79, 81, 37	79	0-3	3-3	34-36	88/35	0
42	04/13/21	@NSH	L	28-12-2	2-7	21P, 37	33	1-2	3-3	23-22	74/35	0
43	04/15/21	FLA	W*	29-12-2	3-2	17P, 79, 77	77	1-2	3-3	19-38	88/60	3800
44	04/17/21	FLA	L	29-13-2	3-5	21, 81, 7	77	0-2	2-3	31-32	72/88	3800
45	04/19/21	CAR	W*	30-13-2	3-2	17, 21P, 37	37	1-2	2-3	36-27	88/34	3800
46	04/20/21	CAR	L	30-14-2	1-4	21	11	0-2	3-3	27-36	39/88	3800
47	04/22/21	CBJ	W	31-14-2	3-1	20, 18, 20	18	0-3	0-1	28-25	35/90	4200
48	04/25/21	CBJ	W*	32-14-2	4-3	18, 7, 60P, 77	77	1-4	1-1	34-22	88/90	4200
49	04/27/21	@CHI	W	33-14-2	7-4	81, 37, 60, 21, 20, 17P, 17	20	1-4	6-7	30-40	88/30	0
50	04/29/21	DAL	W	34-14-2	3-0	18, 20S, 21	18	0-1	2-2	28-20	88/29	4200
51	05/01/21	@DET	O**	34-14-3	0-1		89	0-4	3-3	33-15	29/35	0
52	05/02/21	@DET	W	35-14-3	2-1	20, 98	98	0-2	4-4	42-23	33/45	0
53	05/05/21	DAL	W	36-14-3	6-2	9, 17P, 21, 81, 79, 98	21	1-4	2-2	20-22	88/29	4200
54	05/07/21	DAL	L	36-15-3	2-5	20, 60P	16	1-4	1-1	27-31	35/35	4200
55	05/08/21	@FLA	L	36-16-3	1-5	2	9	0-5	5-6	29-35	72/88	5040
56	05/10/21	@FLA	L	36-17-3	0-4		52	0-5	5-5	30-30	60/88	5040

PLAYERS

PLAYER	GP	G	A	P	+/-	PIM	PPG	SHG	GWG
Brayden Point	56	23	25	48	2	11	6	0	6
Ondrej Palat	55	15	31	46	1	26	7	0	6
Victor Hedman	54	9	36	45	5	28	1	0	2
Yanni Gourde	56	17	19	36	10	44	2	0	4
Steven Stamkos	38	17	17	34	4	16	10	0	1
Alex Killorn	56	15	18	33	-1	37	5	0	1
Blake Coleman	55	14	17	31	15	37	1	1	3
Mikhail Sergachev	56	4	26	30	5	30	0	0	1
Anthony Cirelli	50	9	13	22	0	10	1	2	3
Tyler Johnson	55	8	14	22	-1	16	2	0	1
Barclay Goodrow	55	6	14	20	16	52	0	0	1
Mathieu Joseph	56	12	7	19	3	10	1	0	2
Erik Cernak	46	5	13	18	8	38	0	0	0
Pat Maroon	55	4	14	18	2	60	2	0	0
Ross Colton	30	9	3	12	3	16	0	0	4
Ryan McDonagh	50	4	8	12	13	14	0	0	0
Jan Rutta	35	0	8	8	12	22	0	0	0
Alexander Volkov	19	3	2	5	2	4	0	0	0
Luke Schenn	38	2	2	4	2	51	0	0	0
Alex Barre-Boulet	15	3	0	3	0	0	2	0	0
Cal Foote	35	1	2	3	9	29	0	0	0
Gemal Smith	5	0	3	3	3	11	0	0	0
Andreas Borgman	7	0	2	2	-2	4	0	0	0
Mitchell Stephens	7	0	1	1	-5	0	0	0	0
Daniel Walcott	1	0	0	0	-1	5	0	0	0
Ben Thomas	5	0	0	0	1	0	0	0	0
Fredrik Claesson	2	0	0	0	-1	12	0	0	0
David Savard	14	0	0	0	-8	0	0	0	0

GOALTENDERS

GOALIES	GP	W	L	OT	GAA	SV%	SA	SV	GA	SO	TOI
Andrei Vasilevskiy	42	31	10	1	2.21	.925	1,237	1,144	93	5	2523:37
Curtis McElhinney	12	4	6	2	3.09	.875	296	259	37	1	719:19
Christopher Gibson	2	1	1	0	2.66	.875	40	35	5	0	112:58

2020-21 GAME-BY-GAME RESULTS

#	DATE	TEAM	W-L-OT	RECORD	GF-GA	SCORERS	W GOAL	PP	PK	SF-SA	W-L GLTDR.	ATTEND.
1	01/13/21	CHI	W	1-0-0	5-1	18P, 7, 71, 91, 21	7	2-4	2-3	33-23	88/30	0
2	01/15/21	CHI	W	2-0-0	5-2	18, 17, 20, 37, 91	20	0-3	3-4	37-37	88/60	0
3	01/21/21	@CBJ	W*	3-0-0	3-2	20, 7, 21	21	0-1	3-4	37-25	88/70	0
4	01/23/21	@CBJ	L	3-1-0	2-5	77, 18P	44	1-3	2-2	32-28	90/88	0
5	01/28/21	@CAR	O*	3-1-1	0-1		88	0-3	4-4	32-25	34/88	0
6	01/30/21	NSH	W	4-1-1	4-3	9P, 52, 77 91P	91	2-7	3-5	33-26	88/35	0
7	02/01/21	NSH	W	5-1-1	5-2	18, 37, 21 91P, 37	21	1-4	3-3	28-31	88/74	0
8	02/03/21	DET	W	6-1-1	5-1	77, 71, 27 21, 17	71	0-4	4-4	27-16	88/29	0

#	DATE	TEAM	W-L-OT	RECORD	GF-GA	SCORERS	W GOAL	PP	PK	SF-SA	W-L	GLTDR.	ATTEND.
14	11/08/19	@BUF	W	7-5-2	3-2	86,17P,37	37	1-4	2-2	34-22	88 / 35	13230	
15	11/09/19	BUF	W	8-5-2	5-3	14P,77P,14,37,7	37	2-3	2-2	40-43	35 / 40	13339	
16	11/14/19	NYR	W	9-5-2	9-3	2,17P,86P,18,91P,14,22,17P,37P	18	5-8	4-4	45-23	88 / 40	19092+	
17	11/16/19	WPG	L	9-6-2	3-4	77,91,71	81	0-2	3-4	34-27	37 / 88	19092+	
18	11/19/19	@STL	L	9-7-2	1-3	71	70	0-2	4-4	18-34	50 / 88	18096+	
19	11/21/19	@CHI	W	10-7-2	4-2	98P,71,21,13	21	1-3	3-3	35-34	35 / 50	21336+	
20	11/23/19	ANA	W	11-7-2	6-2	21,86,21P,14,71P,18P	21	3-4	3-3	27-38	88 / 30	19092+	
21	11/25/19	BUF	W	12-7-2	5-2	86,98P,37,13S,18S	37	1-4	4-4	29-30	88 / 40	19092+	
22	11/27/19	STL	L	12-8-2	3-4	86,71,21P	10	1-4	1-2	35-33	50 / 88	19092+	
23	11/29/19	@WSH	O*	12-8-3	3-4	21P,98,17	9	1-4	0-2	30-35	70 / 88	18573+	
24	11/30/19	CAR	L	12-9-3	2-3	21P,9	74	1-6	3-4	38-24	47 / 35	19092+	
25	12/03/19	@NSH	W*	13-9-3	3-2	77,18,86	86	0-3	3-4	31-32	88 / 35	17163+	
26	12/05/19	MIN	L	13-10-3	4-5	81,98,77P,17	36	1-4	2-2	34-21	32 / 88	19092+	
27	12/07/19	SJS	W	14-10-3	7-1	9,17,91P,77,9,91P,23	17	2-4	4-4	38-38	88 / 31	19092+	
28	12/09/19	NYI	L	14-11-3	1-5	91	12	0-3	1-2	32-24	40 / 35	19092+	
29	12/10/19	@FLA	W	15-11-3	2-1	91,17	17	0-2	3-3	48-28	88 / 72	10685	
30	12/12/19	BOS	W	16-11-3	3-2	91P,21P,91	91	2-3	2-2	31-29	88 / 40	19092+	
31	12/14/19	WSH	L	16-12-3	2-5	21P,44	21	1-5	2-2	28-34	30 / 88	19092+	
32	12/17/19	OTT	W*	17-12-3	4-3	86,13,21,71	71	0-1	4-4	40-28	88 / 35	19092+	
33	12/19/19	DAL	O*	17-12-4	3-4	98P,17P,18	91	2-3	0-1	48-20	35 / 88	19092+	
34	12/21/19	@WSH	L	17-13-4	1-3	86	9	0-7	3-3	27-35	70 / 35	18573+	
35	12/23/19	FLA	W	18-13-4	6-1	21,77,98P,17P,86P,77	77	3-4	3-4	34-30	88 / 72	19092+	
36	12/28/19	MTL	W	19-13-4	5-4	17,91,67,17,71	71	0-1	1-2	30-43	88 / 31	19092+	
37	12/29/19	DET	W	20-13-4	2-1	18,21P	21	1-4	2-2	39-20	35 / 45	19092+	
38	12/31/19	@BUF	W	21-13-4	6-4	18P,17P,9,22,17,71	17	2-5	4-4	27-28	88 / 35	18465	
39	01/02/20	@MTL	W	22-13-4	2-1	91,86	86	0-0	3-3	23-39	88 / 31	20904	
40	01/04/20	@OTT	W	23-13-4	5-3	23,22,21,9,17	9	0-2	3-4	28-28	35 / 41	13914	
41	01/05/20	@CAR	W	24-13-4	3-1	67,91,21	91	0-2	4-4	26-29	88 / 34	18015	
42	01/07/20	VAN	W	25-13-4	9-2	9,91P,17,23,86,81,21,23,23P	17	2-5	4-4	37-23	88 / 25	19092+	
43	01/09/20	ARI	W	26-13-4	4-0	17,98,86,86	17	0-1	2-2	34-25	88 / 31	19092+	
44	01/11/20	@PHI	W	27-13-4	1-0	14	14	0-4	3-3	28-23	88 / 79	19866+	
45	01/12/20	@NJL	L	27-14-4	1-3	9	19	0-2	4-4	27-20	70 / 35	14203	
46	01/14/20	LAK	W**	28-14-4	4-3	17,91,86	91	0-2	2-3	38-41	88 / 32	19092+	
47	01/16/20	@MIN	L	28-15-4	2-3	86,86P	20	1-2	3-4	20-23	32 / 35	17305	
48	01/17/20	@WPG	W	29-15-4	7-1	71,86,71,86,23,71,17	86	0-1	2-2	26-31	88 / 37	15325+	
49	01/27/20	@DAL	O*	29-15-5	2-3	91,91	14	0-4	4-4	25-35	30 / 88	18345	
50	01/29/20	@LAK	W	30-15-5	4-2	9,91,81,91	81	0-2	0-1	24-34	88 / 32	18230+	
51	01/31/20	@ANA	W	31-15-5	4-3	18,81,71,86	86	0-3	3-3	22-26	88 / 36	16032	
52	02/01/20	@SJS	W	32-15-5	3-0	91,86,18	91	0-4	3-3	35-30	35 / 30	17562+	
53	02/04/20	VGK	W	33-15-5	4-2	21,9,91,17	91	0-1	3-3	18-29	88 / 29	19092+	
54	02/06/20	PIT	W	34-15-5	4-2	98,91,71,86	71	0-4	5-5	29-31	88 / 30	19092+	
55	02/08/20	NYI	W	35-15-5	3-1	21,23,91	23	0-1	0-1	30-18	88 / 40	19092+	
56	02/10/20	@CBJ	W*	36-15-5	2-1	86,86	86	0-3	3-3	30-32	35 / 90	17131	
57	02/11/20	@PIT	W*	37-15-5	2-1	98P,37	37	1-4	3-4	38-36	88 / 30	18445+	
58	02/13/20	EDM	W	38-15-5	3-1	14,37S,13	37	0-0	2-2	37-30	88 / 41	19092+	
59	02/15/20	PHI	W	39-15-5	5-3	17,13,23,21,86	21	0-5	3-5	24-33	88 / 79	19092+	
60	02/17/20	@COL	W*	40-15-5	4-3	17,33,91,86	86	0-1	3-4	27-27	35 / 39	18107+	
61	02/20/20	@VGK	L	40-16-5	3-5	22,91P,91P	75	2-4	3-4	27-33	29 / 88	18376+	
62	02/22/20	@ARI	L	40-17-5	3-7	71,18,21	15	0-1	3-5	30-41	32 / 88	14825	
63	02/25/20	TOR	L	40-18-5	3-4	86,14,37	88	0-3	2-4	29-23	31 / 88	19092+	
64	02/27/20	CHI	L	40-19-5	2-5	21,86	68	0-5	5-6	38-27	50 / 35	19092+	
65	02/29/20	CGY	W	41-19-5	4-3	9P,18P,37S,17	17	2-4	1-2	33-21	88 / 33	19092+	
66	03/03/20	BOS	L	41-20-5	1-2	67	74	0-1	3-3	21-35	40 / 88	19092+	
67	03/05/20	MTL	W	42-20-5	4-0	77,17,86,77P	77	1-3	3-3	23-32	88 / 31	19092+	
68	03/07/20	@BOS	W	43-20-5	5-3	71S,98S,13,17P,86	17	1-2	3-4	25-38	88 / 40	17850+	
69	03/08/20	@DET	O**	43-20-6	4-5	21P,23,21,14	14	1-3	2-3	37-28	45 / 35	18841	
70	03/10/20	@TOR	L	43-21-6	1-2	18	34	0-4	3-5	33-36	31 / 88	19124+	

PLAYERS

PLAYER	GP	G	A	P	+/-	PIM	PPG	SHG	GWG
Nikita Kucherov	68	33	52	85	26	38	4	0	6
Steven Stamkos	57	29	37	66	14	22	10	0	6
Brayden Point	66	25	39	64	28	11	8	0	4
Victor Hedman	66	11	44	55	27	31	4	0	3
Alex Killorn	68	26	23	49	19	20	8	0	7
Anthony Cirelli	68	16	28	44	28	30	1	1	3
Ondrej Palat	69	17	24	41	25	22	4	1	2
Mikhail Sergachev	70	10	24	34	15	58	5	1	0
Kevin Shattenkirk	70	8	26	34	22	38	1	0	0
Tyler Johnson	65	14	17	31	9	16	1	0	2
Yanni Gourde	70	10	20	30	-5	49	1	2	5
Pat Maroon	64	9	14	23	4	71	1	0	1
Cedric Paquette	61	7	11	18	-1	42	0	1	0
Carter Verhaeghe	52	9	4	13	-9	8	1	0	1
Erik Cernak	67	5	7	12	11	59	0	0	1
Ryan McDonagh	50	1	11	12	7	19	0	0	0
Mathieu Joseph	37	4	3	7	-2	16	0	0	0
Jan Rutta	33	1	6	7	6	14	0	0	0
Mitchell Stephens	38	3	3	6	-9	10	0	0	0
Cameron Gaunce	3	1	3	4	2	4	0	0	0
Braydon Coburn	40	1	3	4	5	16	0	0	0
Luke Witkowski	12	1	2	3	-4	13	0	0	0
Luke Schenn	25	1	2	3	-8	23	0	0	0
Barclay Goodrow	8	0	2	2	0	17	0	0	0
Zach Bogosian	8	0	2	2	0	12	0	0	0
Gemel Smith	3	1	0	1	0	4	0	0	0
Cory Conacher	4	0	1	1	-2	4	0	0	0
Blake Coleman	9	0	1	1	2	16	0	0	0
Alexander Volkov	9	0	1	1	-6	6	0	0	0

GOALTENDERS

GOALIES	GP	W	L	OT	GAA	SV%	SA	SV	GA	SO	TOI
Andrei Vasilevskiy	52	35	14	3	2.56	.917	1605	1472	133	3	3,121:54
Curtis McElhinney	18	8	7	3	2.89	.906	551	499	52	1	1,080:56

2019-20 GAME-BY-GAME RESULTS

#	DATE	TEAM	W-L-OT	RECORD	GF-GA	SCORERS	W GOAL	PP	PK	SF-SA	W-L	GLTDR.	ATTEND.
1	10/03/19	FLA	W	1-0-0	5-2	86,22,18P,14,81	18	1-3	4-4	30-37	88 / 72	19092+	
2	10/05/19	@FLA	L	1-1-0	3-4	46,91,7	68	0-1	1-3	35-28	72 / 88	17424+	
3	10/06/19	@CAR	O*	1-1-1	3-4	9,22P,91	74	1-4	3-5	13-44	34 / 35	14125	
4	10/10/19	@TOR	W	2-1-1	7-3	21,86P,22,91P,21,18,86	91	2-3	1-2	33-28	88 / 31	19387+	
5	10/12/19	@OTT	L	2-2-1	2-4	18,28	90	0-4	4-4	21-34	41 / 35	11023	
6	10/15/19	@MON	W	3-2-1	3-1	55,91P,9	91	1-1	4-5	22-34	88 / 31	20406	
7	10/17/19	@BOS	W**	4-2-1	4-3	21,7,22	91	0-3	2-5	36-37	88 / 40	17193	
8	10/19/19	COL	L	4-3-1	2-6	37,77	92	0-2	2-2	46-24	39 / 88	19092+	
9	10/23/19	PIT	W	5-3-1	3-2	17,37,77P	77	1-4	1-1	48-39	88 / 35	19092+	
10	10/26/19	NSH	O*	5-3-2	2-3	91P,9	4	1-4	3-5	30-40	74 / 35	19092+	
11	10/29/19	@NYR	L	5-4-2	1-4	86	72	0-2	3-4	30-42	40 / 88	17196	
12	10/30/19	@NJL	W*	6-4-2	7-6	18,17P,21,71,7,18,9	9	1-1	4-5	23-42	35 / 35	13152	
13	11/01/19	@NYI	L	6-5-2	2-5	37,27	12	0-3	3-3	35-26	1 / 88	12043	

PLAYERS

PLAYER	GP	G	A	P	+/-	PIM	PP	SH	GW	OT	S	S%	TOI/G
Nikita Kucherov	82	41	87	128	24	62	15	0	8	0	246	16.7	19:58
Steven Stamkos	82	45	53	98	4	37	19	2	6	0	234	19.2	18:18
Brayden Point	79	41	51	92	27	28	20	0	7	2	191	21.5	18:55
Victor Hedman	70	12	42	54	24	44	2	0	4	2	182	6.6	22:46
Yanni Gourde	80	22	26	48	9	66	5	1	5	1	130	16.9	15:50
Tyler Johnson	80	29	18	47	15	28	1	1	4	0	163	17.8	15:57
J.T. Miller	75	13	34	47	8	30	4	0	4	0	108	12.0	14:40
Ryan McDonagh	82	9	37	46	38	34	0	0	1	0	128	7.0	22:05
Alex Killorn	82	18	22	40	22	45	2	1	2	1	153	11.8	14:52
Anthony Cirelli	82	19	20	39	25	34	0	5	5	1	123	15.5	14:51
Ondrej Palat	64	8	26	34	4	20	2	0	1	0	100	8.0	14:53
Mikhail Sergachev	75	6	26	32	12	28	0	0	0	0	128	4.7	17:55
Mathieu Joseph	70	13	13	26	5	26	0	0	1	0	95	13.7	11:22
Braydon Coburn	74	4	19	23	4	34	0	0	0	0	113	3.5	16:07
Adam Erne	65	7	13	20	10	40	2	0	3	0	70	10.0	10:33
Cedric Paquette	80	13	4	17	7	80	0	2	1	0	87	14.9	12:00
Ryan Callahan	52	7	10	17	7	14	1	0	3	0	76	9.2	11:08
Anton Stralman	47	2	15	17	12	8	0	0	0	0	57	3.5	20:31
Erik Cernak	58	5	11	16	25	58	1	0	1	0	107	4.7	19:15
Dan Girardi	62	4	12	16	6	12	0	0	0	0	75	5.3	17:48
Jan Rutta	14	0	2	2	4	4	0	0	0	0	20	0.0	14:26
Danick Martel	9	0	2	2	3	8	0	0	0	0	16	0.0	10:11
Cory Conacher	1	0	0	0	0	2	0	0	0	0	1	0.0	8:35
Cameron Gaunce	2	0	0	0	3	7	0	0	0	0	2	0.0	15:40

GOALTENDERS

PLAYER	GP	TOI	GAA	W	L	OTL	SA	GA	SV	SV%	SO	G	A	PIM
ANDREI VASILEVSKIY	53	3,204	2.40	39	10	4	1,713	128	1,585	.925	6	0	3	6
LOUIS DOMINGUE	26	1,561	2.88	21	5	0	812	75	737	.908	0	0	1	4
EDWARD PASQUALE	3	182	3.96	2	1	0	102	12	90	.882	0	0	0	0

2018-19 GAME-BY-GAME RESULTS

#	DATE	TEAM	W-L-OT	RECORD	GF-GA	SCORERS	W GOAL	PP	PK	SF-SA	W-L	GLTRD.ATTEND.
1	10/06/2018	FLA	W**	1-0-0	2-1	71S	10	0-3	5-5	29-43	88/34	19092+
2	10/11/2018	VAN	L	1-1-0	1-4	21	6	0-5	4-4	34-28	31/88	19092+
3	10/13/2018	CBJ	W	2-1-0	8-2	77, 13, 37P, 21, 21P, 17P, 86, 10P	37	4-7	5-5	31-32		88/72
4	10/16/2018	CAR	W	3-1-0	4-2	9S, 9, 37P, 9	37	1-1	4-4	27-40	70/34	19092+
5	10/18/2018	DET	W	4-1-0	3-1	21, 91, 17	91	0-4	5-5	31-30	88/35	19092+
6	10/20/2018	@MIN	O*	4-1-1	4-5	24, 37, 10P, 6	64	1-5	2-2	31-34	32/88	19080+
7	10/21/2018	@CHI	W	5-1-1	6-3	86, 71, 37P, 21, 77, 24	21	1-3	3-4	55-36	70/30	21012+
8	10/24/2018	@COL	W	6-1-1	1-0	86P	86	1-3	4-4	24-22	88/1	16753
9	10/26/2018	@VGK	W	7-1-1	3-2	9, 21, 10P	10	1-2	3-4	23-31	88/29	18207+
10	10/27/2018	@ARI	L	7-2-1	1-7	73P	9	1-5	4-4	31-30	32/70	13623
11	10/30/2018	NJD	W	8-2-1	8-3	55, 55, 21, 86P, 91P, 9, 86, 27	86	2-3	2-3	44-30	88/1	19092+
12	11/01/2018	NSH	L	8-3-1	1-4	29	59	0-2	1-1	43-24	35/88	19092+
13	11/03/2018	@MTL	W	9-3-1	4-1	91, 10, 91, 37	10	0-3	4-4	36-35	88/31	21302+
14	11/04/2018	@OTT	W*	10-3-1	4-3	13, 7, 21P, 37	37	1-3	1-3	45-25	70/41	11364
15	11/06/2018	EDM	W	11-3-1	5-2	91, 21, 37, 86, 86P	37	1-6	3-4	35-35	88/19	19092+
16	11/08/2018	NYI	W	12-3-1	4-2	7, 10, 9, 91	9	0-4	5-5	27-37	88/40	19092+
17	11/10/2018	OTT	L	12-4-1	4-6	7, 77P, 55, 7	18	1-3	2-4	28-34	41/88	19092+
18	11/13/2018	@BUF	L	12-5-1	1-2	71	21	0-1	1-1	30-19	40/70	15833
19	11/15/2018	@PIT	W	13-5-1	4-3	21P, 21P, 21P, 37P	37	4-7	2-4	26-31	70/30	18422+
20	11/17/2018	@PHI	W*	14-5-1	6-5	73P, 13, 21, 9P, 21P, 71	71	3-4	2-5	26-45	70/33	19060
21	11/19/2018	@NSH	L	14-6-1	2-3	77, 86	92	0-2	2-3	31-34	35/70	17419+

22	11/21/2018	FLA	W	15-6-1	7-3	7, 86P, 37, 73, 91, 27, 5	73	1-4	2-4	33-43	70/1	19092+
23	11/23/2018	CHI	W	16-6-1	4-2	9, 9, 21, 24	21	0-3	2-2	29-32	70/50	19092+
24	11/25/2018	NJD	W	17-6-1	5-2	17, 21P, 9, 13, 21	9	1-3	2-2	35-35	70/35	19092+
25	11/27/2018	ANA	L	17-7-1	1-3	21	37	0-4	2-3	35-22	30/70	19092+OR
26	11/29/2018	BUF	W	18-7-1	5-4	5, 17, 86, 91P, 13	13	1-5	2-2	37-22	70/40	19092+
27	12/01/2018	@FLA	W*	19-7-1	5-4	17, 7, 86P, 13, 21P	21	2-3	3-4	39-27	70/34	12361
28	12/03/2018	@NJD	W	20-7-1	5-1	86, 21P, 9, 37, 91P	21	2-3	4-4	26-27	70/1	13394
29	12/04/2018	@DET	W**	21-7-1	6-5	7, 7, 91, 10, 13S	86	0-2	2-2	35-24	80/35	18477
30	12/06/2018	BOS	W	22-7-1	3-2	21, 7, 71S	71	0-1	2-2	30-35	70/40	19092+
31	12/08/2018	COL	W	23-7-1	7-1	91P, 91, 9, 17, 18, 71, 18P	91	2-3	2-2	38-30	70/1	19092+
32	12/10/2018	NYR	W	24-7-1	6-3	91P, 91P, 27, 71, 91, 71	71	2-6	1-1	36-26	70/30	19092+
33	12/13/2018	TOR	W	25-7-1	4-1	71S, 86P, 17, 9	86	1-3	6-6	21-49	88/31	19092+
34	12/16/2018	@WPG	O*	25-7-2	4-5	17P, 91, 9, 86P	55	2-2	0-1	47-42	37/88	15321+
35	12/18/2018	@VAN	W	26-7-2	5-2	86, 13, 73, 91, 18	73	0-4	6-6	37-38	88/31	17193
36	12/20/2018	@CGY	W**	27-7-2	5-4	18, 91, 17, 5	10	0-4	1-1	36-37	70/33	19289+
37	12/22/2018	@EDM	W	28-7-2	6-3	91P, 86, 10, 9, 91, 9	9	1-2	1-3	45-28	88/19	18347+
38	12/27/2018	PHI	W*	29-7-2	6-5	86, 21P, 91, 91P, 9, 17	17	2-3	2-2	37-33	88/30	19092+
39	12/29/2018	MTL	W	30-7-2	6-5	37, 6, 86P, 9, 73, 73	73	1-3	2-3	32-38	88/37	19092+
40	12/31/2018	@ANA	W*	31-7-2	2-1	86, 21	21	0-3	1-1	35-36	88/36	17340+
41	01/03/2019	@LAK	W	32-7-2	6-2	86P, 21P, 24, 27, 91P, 7	24	3-4	4-5	33-30	88/32	17551
42	01/05/2019	@SJS	L	32-8-2	2-5	77, 98	9	0-2	2-3	20-33	31/88	17562+
43	01/08/2019	CBJ	W	33-8-2	4-0	7, 21, 86, 21	7	0-1	1-1	22-31	88/72	19092+
44	01/10/2019	CAR	W	34-8-2	3-1	18P, 21P, 21	21	2-6	4-4	30-27	88/34	19092+
45	01/12/2019	@BUF	W	35-8-2	5-3	21, 18, 86, 91, 24P	91	1-2	4-4	30-33	70/35	19070+
46	01/13/2019	@NYI	L	35-9-2	1-5	27	15	0-3	0-1	39-28	1/88	11193
47	01/15/2019	@DAL	W	36-9-2	2-0	18, 98	18	0-3	6-6	21-35	88/35	18021
48	01/17/2019	TOR	L	36-10-2	2-4	21P, 77	16	1-4	2-2	38-31	31/88	19092+
49	01/19/2019	SJS	W	37-10-2	6-3	7, 17, 37, 77P, 91, 91P	77	2-4	2-3	26-39	88/31	19092+
50	01/30/2019	@PIT	L	37-11-2	2-4	10, 91P	87	1-2	3-3	35-22	30/88	18514+
51	02/01/2019	@NYI	W**	38-11-2	1-0		77	0-1	4-4	41-36	88/1	13971+
52	02/02/2019	@NYR	W	39-11-2	3-2	37, 81, 91	91	0-1	3-4	23-33	70/30	17468
53	02/05/2019	VGK	O**	39-11-3	2-3	21P, 7	89	1-5	3-3	26-37	29/88	19092+
54	02/07/2019	STL	O*	39-11-4	0-1		10	0-2	3-3	32-39	50/88	19092+
55	02/09/2019	PIT	W	40-11-4	5-4	37, 81, 71S, 9, 10	10	0-1	1-1	34-32	88/1	19092+
56	02/10/2019	@FLA	W	41-11-4	5-2	86, 91, 24, 21P, 86P	24	2-4	4-4	23-27	70/34	13566
57	02/12/2019	CGY	W	42-11-4	6-3	21P, 13, 86, 71, 37, 91P	71	2-4	2-4	27-22	88/33	19092+
58	02/14/2019	DAL	W	43-11-4	6-0	91P, 98, 9, 86, 17, 91P	91	2-5	2-2	26-32	88/35	19092+
59	02/16/2019	MTL	W	44-11-4	3-0	86P, 37, 9	86	1-4	2-2	37-20	88/31	19092+
60	02/18/2019	@CBJ	W	45-11-4	5-1	86, 86, 91P, 21P, 21	86	2-3	4-4	20-40	88/70	16411
61	02/19/2019	@PHI	W	46-11-4	5-2	98, 17, 10, 37P, 27	10	1-4	3-3	33-30	70/79	18932
62	02/21/2019	BUF	W**	47-11-4	2-1	86	91	0-3	4-4	40-30	88/40	19092+
63	02/25/2019	LAK	W**	48-11-4	4-3	21P, 71, 10	77	1-4	4-4	34-33	88/36	19092+
64	02/27/2019	@NYR	W*	49-11-4	4-3	9, 10P, 5, 77	77	1-3	6-6	30-36	88/40	17012
65	02/28/2019	@BOS	L	49-12-4	1-4	71	55	0-3	2-3	21-41	40/70	17565+
66	03/02/2019	OTT	W	50-12-4	5-1	77, 27, 81, 86, 98	27	0-3	3-3	34-37	88/41	19092+
67	03/05/2019	WPG	W	51-12-4	5-2	37, 73, 91P, 13, 21P	91	2-4	1-3	38-32	88/30	19092+

PLAYERS

PLAYER	POS	GP	G	A	P	+/-	PIM	PP	SH	GW	OT	S	S%	TOI/G
Nikita Kucherov	R	80	39	61	100	15	42	8	0	7	0	279	14.0	19:49
Steven Stamkos	C	78	27	59	86	18	72	15	0	1	0	212	12.7	18:46
Brayden Point	C	82	32	34	66	18	24	5	3	12	4	217	14.7	19:37
Yanni Gourde	C	82	25	39	64	34	50	7	1	5	1	136	18.4	16:09
Victor Hedman	D	77	17	46	63	32	54	2	0	1	0	216	7.9	25:51
Tyler Johnson	C	81	21	29	50	3	24	4	2	3	0	186	11.3	17:00
Alex Killorn	L	82	15	32	47	22	45	2	0	1	0	156	9.6	16:30
Vladislav Namestnikov	C	62	20	24	44	11	35	8	0	2	0	127	15.7	17:30
Mikhail Sergachev	D	79	9	31	40	11	38	3	0	5	0	141	6.4	15:22
Ondrej Palat	L	56	11	24	35	16	6	4	1	0	0	109	10.1	17:00
Chris Kunitz	L	82	13	16	29	8	35	0	1	2	0	81	16.0	11:57
J.T. Miller	C	19	10	8	18	-3	12	5	0	1	0	45	22.2	18:11
Dan Girardi	D	77	6	12	18	18	27	1	0	1	0	93	6.5	17:23
Ryan Callahan	R	67	5	13	18	-4	29	1	1	0	0	104	4.8	13:19
Anton Stralman	D	80	4	14	18	29	18	0	0	0	0	131	3.1	21:29
Braydon Coburn	D	72	1	14	15	3	40	0	0	0	0	73	1.4	16:01
Cory Conacher	C	36	8	4	12	0	24	1	0	2	1	45	17.8	10:00
Anthony Cirelli	C	18	5	6	11	11	6	0	0	0	0	26	19.2	13:14
Jake Dotchin	D	48	3	8	11	17	38	0	0	0	0	48	6.3	16:29
Cedric Paquette	C	56	5	4	9	-5	41	0	0	2	0	64	7.8	10:12
Slater Koekkoek	D	35	4	4	8	4	18	0	0	1	0	43	9.3	11:14
Andrej Sustr	D	44	2	5	7	-5	18	0	0	0	0	45	4.4	12:50
Matthew Peca	C	10	2	3	5	6	0	0	0	0	0	17	11.8	13:40
Adam Erne	L	23	3	1	4	-1	11	0	0	1	0	29	10.3	10:07
J.T. Brown	R	24	1	3	4	-1	12	0	0	1	0	18	5.6	9:22
Ryan McDonagh	D	14	2	1	3	1	0	0	0	0	0	22	9.1	21:17
Michael Bournival	L	5	0	0	0	0	0	0	0	0	0	5	0.0	9:21
Gabriel Dumont	C	7	0	0	0	0	4	0	0	0	0	11	0.0	10:22

GOALTENDERS

PLAYER	GP	GS	W	L	OT	GAA	SV%	SA	SV	GA	TOI
Andrei Vasilevskiy	65	64	44	17	3	2.62	.920	2075	1908	167	3,825:11
Louis Domingue	12	11	7	3	1	2.89	.914	384	351	33	686:01
Peter Budaj	8	7	3	3	1	3.77	.876	217	190	27	430:24

2017-2018 GAME-BY-GAME RESULTS

#	DATE	TEAM	W-L-OT	RECORD	GF-GA	SCORERS	W GOAL	PP	PK	SF-SA	W-L	GLTDR.ATTEND.
1	10/6/2017	FLA	W	1-0-0	5-3	18,21,90P,86,18	86	1/3	4/4	25-36	88 / 1	19092+
2	10/7/2017	@ FLA	L	1-1-0	4-5	86,90P,21,9	21	1/6	3/4	30-48	1 / 88	16,871
3	10/9/2017	WSH	W*	2-1-0	4-3	17,14,86,21P	21	1/5	2/4	40-26	88 / 31	19092+
4	10/12/2017	PIT	W	3-1-0	5-4	29,77P,91P,86,29	29	2/5	4/5	44-40	88 / 31	19092+
5	10/14/2017	STL	W	4-1-0	2-1	9P,86	86	1/2	3/3	27-29	88 / 34	19092+
6	10/16/2017	@ DET	W	5-1-0	3-2	9S,86P,86	86	1/5	6/6	26-31	88 / 35	19515
7	10/17/2017	@ NJD	O**	5-1-1	4-5	9P,98P,90,24,86	21	1/5	2/4	37-34	35 / 31	13176
8	10/19/2017	@ CBJ	W	6-1-1	2-0	98,98	98	0/2	3/3	21-43	88 / 72	13155
9	10/21/2017	PIT	W	7-1-1	7-1	86P,91P,37,21,6,86,98P	91	3/5	3/4	32-29	88 / 31	19092+
10	10/24/2017	@ CAR	W	8-1-1	5-1	9P,98P,90,24,86	98	1/1	4/4	29-32	88 / 33	10498
11	10/26/2017	DET	W	9-1-1	3-2	86P,91,21	21	2/6	4/5	38-31	88 / 35	19092+
12	10/28/2017	ANA	L	9-2-1	1-4	14	26	0/4	0/2	32-21	36 / 31	19092+
13	10/30/2017	@ FLA	W	10-2-1	8-5	21,86,91P,18,37P,90,91,6	90	2/5	3/3	38-23	88 / 31	9493
14	11/2/2017	NYR	O*	10-2-2	1-2	37S	10	0/2	2/2	28-35	30 / 88	19092+
15	11/4/2017	CBJ	W**	11-2-2	5-4	21,86,91P,37,91	91	1/3	4/4	36-34	88 / 72	19092+
16	11/8/2017	@ SJS	W	12-2-2	5-1	59,86,29,90,90P	86	1/4	2/2	30-33	88 / 31	17044
17	11/9/2017	@ LAK	W	13-2-2	5-2	86,17,77,91P,90	77	1/5	3/3	43-24	31 / 32	18230

18	11/12/2017	@ ANA	W	14-2-2	2-1	90P,23	23	1/2	1/1	37-29	88 / 36	15707
19	11/16/2017	DAL	W	15-2-2	6-1	91P,98,21S,91,59,86	98	1/4	3/3	28-28	88 / 30	19092+
20	11/18/2017	NYI	L	15-3-2	3-5	37,18,37	27	0/1	1/2	39-32	1 / 88	19092+
21	11/22/2017	CHI	W*	16-3-2	3-2	18S,14,21P	21	1/6	3/4	38-31	88 / 50	19092+
22	11/24/2017	@ WSH	L	16-4-2	1-3	90	25	1/3	3/3	26-38	31 / 88	18506
23	11/25/2017	@ PIT	L	16-5-2	2-5	18P,89	87	1/6	2/5	35-34	35 / 31	18659
24	11/28/2017	@ BUF	W	17-5-2	2-0	98P,5	98	1/3	3/3	26-34	88 / 40	17569
25	11/29/2017	@ BOS	L	17-6-2	2-3	62,91P	20	1/2	2/2	21-36	40 / 88	17565
26	12/2/2017	SJS	W	18-6-2	5-2	86,9P,9,89,86	9	1/2	1/1	43-27	88 / 1	19092+
27	12/5/2017	NYI	W	19-6-2	6-2	21,62,37P,37,90P,14	37	2/4	1/2	34-31	88 / 31	19092+
28	12/7/2017	COL	W	20-6-2	5-2	91,14,90,17P,21S	90	1/5	3/3	32-30	31 / 1	19092+
29	12/9/2017	WPG	W*	21-6-2	4-3	37P,98,86,21	21	1/3	1/1	28-20	88 / 37	19092+
30	12/12/2017	@ STL	W	22-6-2	3-0	21,86,9	21	0/3	1/1	25-32	88 / 34	18290
31	12/14/2017	@ ARZ	W	23-6-2	4-1	90P,21,86,9	21	1/3	2/3	48-33	88 / 32	11591
32	12/16/2017	@ COL	W	24-6-2	6-5	86,6,77,37,6,98	98	0-2	4/6	31-37	31 / 45	16,956
33	12/19/2017	@ VGK	L	24-7-2	3-4	91P,90P,77	27P	2/4	1/5	38-36	29 / 88	17,813
34	12/21/2017	OTT	W**	25-7-2	4-3	17,37,90,21	21	1/3	3/3	38-21	88 / 41	19092+
35	12/23/2017	MIN	W	26-7-2	3-0	5,9,86	5	0/6	6/6	31-22	88 / 32	19092+
36	12/28/2017	MTL	W	27-7-2	3-1	91,21,91P	21	1/6	2/3	34-32	88 / 31	19092+
37	12/29/2017	PHI	L	27-8-2	3-5	91P,21,9S	23	1/3	4/6	27-38	37 / 31	19092+
38	12/31/2017	CBJ	W	28-8-2	5-0	9,9,86,89,91P	9	1/5	4/4	35-21	88 / 70	18,878
39	1/2/2018	@ TOR	W	29-8-2	2-0	13,17	13	0/3	2/2	36-29	88 / 31	19,344
40	1/4/2018	@ MTL	O**	29-8-3	1-2	86	41	0/2	2/2	45-38	31 / 88	21,302
41	1/6/2018	@ OTT	L	29-9-3	3-6	77,29,37P	61	1/5	3/3	48-33	41 / 88	16,247
42	1/7/2018	@ DET	W	30-9-3	5-2	5,9,37,86,37	37	0/0	4/4	24-36	70 / 34	19,515
43	1/9/2018	CAR	W	31-9-3	5-4	77,9,9,59,9	9	0/0	2/4	34-32	88 / 30	19092+
44	1/11/2018	CGY	L	31-10-3	1-5	21	13	0/3	0/1	34-24	41 / 88	19092+
45	1/18/2018	VGK	L	31-11-3	1-4	18	88	1/3	2/2	29-30	29 / 88	19092+
46	1/20/2018	@ MIN	L	31-12-3	2-5	21,21P	39	1/4	2/3	23-25	40 / 88	19007
47	1/22/2018	@ CHI	W	32-12-3	2-0	14S,37	14	0/2	6/6	31-40	88 / 30	21626
48	1/23/2018	@ NSH	W*	33-12-3	4-3	14,90,91,37	37	0/2	1/3	31-33	70 / 74	17332
49	1/25/2018	@ PHI	W	34-12-3	5-1	21,37,24S,90,90	37	0/1	3/4	22-37	88 / 30	19489
50	1/30/2018	@ WPG	L	34-13-3	1-3	63	81	0/4	3/4	24-37	34 / 70	15321
51	2/1/2018	@ CGY	W	35-13-3	7-4	55,17P,63,17,89,91,89	89	1/4	1/2	31-46	88 / 41	19000
52	2/3/2018	@ VAN	W	36-13-3	4-2	14,77,37,89P	37	1/4	3/3	28-33	88 / 25	18865
53	2/5/2018	@ EDM	L	36-14-3	2-6	17,37P	97	1/3	2/4	34-35	33 / 88	18347
54	2/8/2018	VAN	W	37-14-3	5-2	86,37P,73,91,77P	73	2/3	2/3	36-29	88 / 31	19092+
55	2/10/2018	LAK	W	38-14-3	4-3	91,17,13,86P	86	1/4	3/3	28-47	88 / 32	19092+
56	2/12/2018	TOR	L	38-15-3	3-4	17,86,37	25	0/2	1/1	34-23	31 / 88	19112
57	2/13/2018	@ BUF	L	38-16-3	3-5	37P,90,24	90	1/5	1/3	29-33	31 / 70	16530
58	2/15/2018	DET	W	39-16-3	4-1	91,86P,91P,17	86	2/4	2/3	32-39	88 / 35	19092+
59	2/17/2018	NJD	L	39-17-3	4-3	14,21P,91P	44	2/6	3/3	51-28	31 / 88	19092+
60	2/20/2018	@ WSH	W	40-17-3	4-2	21P,14,21,86	21	1/2	1/2	19-37	88 / 70	18506
61	2/22/2018	@ OTT	W	41-17-3	4-3	9,77,90,21	21	0/3	4/5	24-36	70 / 41	16204
62	2/24/2018	@ MTL	W**	42-17-3	4-3	21,86P,24P,21	21	2/5	3/4	39-32	88 / 37	21302
63	2/26/2018	TOR	W**	43-17-3	4-3	14,9,73,21	21	0/4	3/4	42-30	88 / 31	19092+
64	2/28/2018	BUF	O*	43-17-4	1-2	89	29	0/1	3/4	22-34	31 / 88	19092+
65	3/1/2018	@ DAL	W*	44-17-4	5-4	21,71,17,91,89	89	0/3	2/3	25-35		

2016-2017 INDIVIDUAL SCORING (42-30 -10, 94 points, 5th Atlantic)

PLAYERS

PLAYER	POS	GP	G	A	P	+/-	PIM	PP	SH	GW	OT	S	S%	TOI/G	SFT/GFO%	
Nikita Kucherov	R	74	40	45	85	13	38	17	0	7	1	246	16.3	19:26	23.5	0
Victor Hedman	D	79	16	56	72	3	47	4	0	5	2	166	9.6	24:30	27.9	0
Jonathan Drouin	L	73	21	32	53	-13	16	9	0	6	1	183	11.5	17:42	21.1	43.6
Ondrej Palat	L	75	17	35	52	8	39	5	0	3	0	162	10.5	19:07	24.1	26.5
Tyler Johnson	C	66	19	26	45	-5	28	6	0	3	1	130	14.6	18:49	23.8	52
Brayden Point	C	68	18	22	40	4	14	5	0	2	0	122	14.8	17:07	20.8	44.7
Alex Killorn	L	81	19	17	36	-9	66	4	1	4	0	176	10.8	18:00	22.6	33.3
Valtteri Filppula	C	59	7	27	34	1	24	0	0	1	0	74	9.4	17:30	22.5	46.5
Vladislav Namestnikov	C	74	10	18	28	-4	31	3	0	0	0	114	8.8	14:47	18.9	43.5
Brian Boyle	C	54	13	9	22	5	48	3	0	2	0	109	11.9	13:41	18.6	53
Anton Stralman	D	73	5	17	22	1	20	1	0	0	0	130	3.8	22:54	26.9	0
Steven Stamkos	C	17	9	11	20	3	14	3	0	1	0	58	15.5	17:52	21.5	53.5
Andrej Sustr	D	80	3	11	14	-10	43	0	0	1	0	93	3.2	17:35	22.7	0
Nikita Nesterov	D	35	3	9	12	-3	20	1	0	0	0	46	6.5	16:35	20.1	0
Braydon Coburn	D	80	5	7	12	-1	50	0	1	0	0	102	4.9	16:44	22	0
Jake Dotchin	D	35	0	11	11	10	35	0	0	0	0	50	0	18:25	23.2	0
Cedric Paquette	C	58	4	6	10	-6	80	0	0	0	0	68	5.9	11:31	16.9	46.1
Jason Garrison	D	70	1	8	9	-8	14	0	0	0	0	96	1	18:33	24.1	0
Yanni Gourde	C	20	6	2	8	-1	8	0	1	1	1	30	20	15:22	21.1	36.8
J.T. Brown	R	64	3	3	6	-7	73	0	1	1	0	67	4.5	10:22	15	31.6
Luke Witkowski	D	34	0	4	4	-1	39	0	0	0	0	24	0	9:52	14.1	0
Ryan Callahan	R	18	2	2	4	-4	23	0	0	1	0	22	9.1	14:08	19.5	55.5
Gabriel Dumont	C	39	2	2	4	1	29	0	0	0	0	34	5.9	9:40	14.7	54.9
Cory Conacher	C	11	1	3	4	0	4	1	0	0	0	16	6.3	11:33	17.7	50
Slater Koekkoek	D	29	0	4	4	-4	8	0	0	0	0	27	0	12:59	17.9	0
Joel Vermin	R	18	0	3	3	2	4	0	0	0	0	12	0	10:55	16.6	66.7
Adam Erne	L	26	3	0	3	-9	11	0	0	0	0	40	7.5	11:48	17	0
Michael Bournival	L	19	2	1	3	-3	2	0	0	0	0	25	8	10:08	15.1	33.3
Matthew Peca	C	10	1	1	2	-3	2	0	0	0	0	9	11.1	11:26	15.9	44.4
Greg McKegg	C	15	0	1	1	2	11	0	0	0	0	8	0	9:16	13.7	48.4
Byron Froese	C	4	0	0	0	-3	0	0	0	0	0	4	0	11:49	16.8	52.8
Tanner Richard	C	3	0	0	0	-2	2	0	0	0	0	1	0	12:42	16.3	43.3
Erik Condra	R	13	0	0	0	-4	4	0	0	0	0	8	0	9:38	13.4	100

GOALTENDERS

PLAYER	GP	GS	W	L	OT	SA	GA	GAA	SV	SV%	SO	G	A	PIM	TOI
Andrei Vasilevski	50	47	23	17	7	1480	123	2.61	1357	0.917	2	0	2	2	2831:16
Ben Bishop	32	31	16	12	3	870	77	2.55	870	0.911	1	0	0	8	1812:36
Peter Budaj	7	4	3	1	0	128	13	2.80	115	0.898	0	0	0	0	278:52
Kristers Gudlevskis	1	0	0	0	0	3	0	0.00	3	1.000	0	0	0	0	11:27

2016-2017 GAME-BY-GAME RESULTS

DATE	TEAM	W-L-OT	RECORD	GF-GA	SCORERS	W GOAL	PP	PK	SF-SA	W-L	GLTDR	ATTEND.
10/13/2016	DET	W	01-00-00	6-4	27P, 13, 11, 9P, 17P, 51	17	3-6	1-2	36-32	30/34		19,092+
10/15/2016	NJD	W	02-00-00	3-2	91, 17, 51	51	0-3	3-3	34-34	88/35		19,092+
10/18/2016	FLA	W**	03-00-00	4-3	17, 18, 91	21	0-3	3-3	28-31	30/34		19,092+
10/20/2016	COL	L	03-01-00	0-4		9	0-3	2-2	27-16	1/30		19,092+
10/22/2016	@OTT	W	04-01-00	4-1	90P, 91P, 17, 51	91	2-4	3-3	35-28	88/41		15,918
10/25/2016	@TOR	W	05-01-00	7-3	91, 17, 91, 77, 86, 90P, 27P	77	2-4	3-4	24-43	30/31		19,449+
10/27/2016	@MTL	L	05-02-00	1-3	17	67	0-3	2-3	31-26	31/30		21,288+
10/29/2016	@NJD	L	05-03-00	1-3	9	28	0-4	1-1	33-23	35/88		13,098
10/30/2016	@NYR	L	05-04-00	1-6	91P	40	1-4	5-5	32-37	32/30		18,006+
11/01/2016	@NYI	W	06-04-00	6-1	86P, 86P, 91, 11, 23S, 51	86	2-7	4-4	36-27	30/1		10,822
11/03/2016	BOS	O**	06-04-01	3-4	77P, 9P, 9	11	2-4	3-4	30-31	40/88		19,092+
11/05/2016	NJD	W	07-04-01	4-1	11, 77, 21P, 86	77	1-4	4-4	35-38	30/35		19,092+
11/07/2016	@FLA	L	07-05-01	1-3	18	18	0-2	2-3	35-32	1/30		11,703
11/10/2016	NYI	W	08-05-01	4-1	91P, 86, 9P, 11	86	2-6	1-1	28-32	88/41		19,092+
11/12/2016	SJS	L	08-06-01	1-3	6	57	0-2	0-1	26-20	31/30		19,092+
11/14/2016	@NYI	W	09-06-01	4-0	23, 24, 86, 90	23	0-5	4-4	31-34	88/41		12,498
11/15/2016	@DET	W	10-06-01	4-3	86, 91, 89P, 86	86	1-3	2-4	22-28	30/34		20,027

DATE	TEAM	W-L-OT	RECORD	GF-GA	SCORERS	W GOAL	PP	PK	SF-SA	W-L	GLTDR	ATTEND.
11/17/2016	@BUF	W	11-06-01	4-1	89, 17P, 86, 21P	17	2-3	4-5	38-33	30/40		17,870
11/19/2016	@PHI	W	12-06-01	3-0	9P, 18, 27	9	1-2	5-5	18-32	88/35		19,732+
11/21/2016	@NSH	L	12-07-01	1-3	9	76	0-3	3-4	25-30	35/30		17,113+
11/23/2016	PHI	W	13-07-01	4-2	77P, 17, 24, 86	24	1-7	4-4	29-31	88/35		19,092+
11/25/2016	CBJ	L	13-08-01	3-5	86, 5, 18	20	0-1	1-2	28-38	72/30		19,092+
11/27/2016	@BOS	L	13-09-01	1-4	77	42	0-2	0-1	31-30	40/30		17,565+
11/29/2016	@CBJ	L	13-10-01	1-5	51	10	0-1	1-1	27-38	72/88		10,366
12/01/2016	@STL	L	13-11-01	4-5	13, 9, 86P, 13	91	1-2	4-7	26-26	34/30		17,351
12/03/2016	WSH	W**	14-11-01	2-1	86P	11	1-3	5-6	33-35	30/70		19,092+
12/04/2016	@CAR	O*	14-11-02	0-1		34	0-5	4-4	30-30	30/30		11,521
12/08/2016	VAN	L	14-12-02	1-5	27	44	0-3	3-3	41-30	30/30		19,092+
12/10/2016	PIT	L	14-13-02	3-4	27P, 51, 27	71	1-4	2-5	23-37	30/88		19,092+
12/14/2016	@CGY	W	15-13-02	6-3	11P, 11, 55, 62, 17S, 17	62	1-5	2-4	35-22	30/31		18,164
12/16/2016	@VAN	L	15-14-02	2-4	77, 19P	53	1-2	1-2	27-24	30/88		18,685+
12/17/2016	@EDM	O**	15-14-03	2-3	27P, 9	97	1-4	4-6	33-32	33/30		18,347
12/20/2016	DET	W	16-14-03	4-1	11, 27P, 21P, 90	27	2-6	5-5	31-27	88/34		19,092+
12/22/2016	STL	W	17-14-03	5-2	11P, 15, 17, 27, 27	17	1-2	1-1	32-23	88/34		19,092+
12/23/2016	@WSH	L	17-15-03	0-4		74	0-3	2-2	23-27	70/88		18,506+
12/28/2016	MTL	W*	18-15-03	4-3	9, 77, 18P, 9	9	1-3	1-2	30-22	88/31		19,092+
12/29/2016	TOR	O*	18-15-04	2-3	11, 18	43	0-5	4-5	27-35	30/88		19,092+
12/31/2016	CAR	W	19-15-04	3-1	11P, 27P, 17	27	2-3	4-4	25-27	88/30		19,092+
1/3/2017	WPG	L	19-16-04	4-6	63, 18, 86P, 86P	27	2-7	3-4	36-34	37/88		19,092+
1/5/2017	NSH	L	19-17-04	1-6	9P	9	1-4	2-3	28-19	35/88		19,092+
1/7/2017	@PHI	L	19-18-04	2-4	86, 17	12	0-2	2-2	26-44	30/88		19,810+
1/8/2017	@PIT	L	19-19-04	2-6	27, 90P	14	1-4	2-3	30-40	29/88		18,633+
1/12/2017	BUF	W	20-19-04	4-2	18P, 18, 86, 6P	86	2-5	4-4	29-26	30/31		19,092+
1/13/2017	CBJ	L	20-20-04	1-3	27	71	0-3	3-4	32-31	70/88		19,092+
1/16/2017	@LAK	W	21-20-04	2-1	9, 11	11	0-2	3-3	29-32	30/31		18,230+
1/17/2017	@ANA	O*	21-20-05	1-2	51	67	0-3	4-5	28-21	36/30		14,763
1/19/2017	@SJS	L	21-21-05	1-2	27P	39	1-3	1-1	25-24	30/88		17,387
1/21/2017	@ARI	L	21-22-05	3-5	13,90,18P	36	1-5	2-3	48-23	41/30		12,177
1/24/2017	@CHI	W	22-22-05	5-2	11,89,9,9,86	9	0-2	3-3	36-36	88/50		21,617+
1/26/2017	@FLA	O*	22-22-06	1-2	86P	81	1-4	2-3	32-37	34/88		14,248
1/31/2017	BOS	L	22-23-06	3-4	17, 17, 21	72	0-4	2-3	21-35	40/30		19,092+
2/2/2017	OTT	L	22-24-06	2-5	9, 21	68	0-3	5-5	21-30	1/88		19,092+
2/4/2017	ANA	W**	23-24-06	3-2	27, 17P	11	1-7	5-5	37-16	30/1		19,092+
2/7/2017	LAK	W	24-24-06	5-0	27, 86, 61, 86, 55	27	0-2	2-2	21-28	30/31		19,092+
2/10/2017	@MIN	O**	24-24-07	1-2	21	9	0-2	2-3	27-38	40/88		19,178+
2/11/2017	@WPG	W	25-24-07	4-1	21,							

PLAYERS

PLAYER	POS	GP	G	A	P	+/-	PIM	PP	SH	GW	OT	S	S%	TOI/G	SFT/G	FO%
Nikita Kucherov	R	77	30	36	66	9	30	9	0	4	1	209	14.4	18:12	20.9	0
Steven Stamkos	C	77	36	28	64	3	38	14	1	8	0	216	16.7	19:45	22.5	50
Victor Hedman	D	78	10	37	47	21	46	1	0	0	0	180	5.6	23:03	26.2	0
Ondrej Palat	L	62	16	24	40	10	20	1	2	4	1	117	13.7	17:55	21.5	25
Alex Killorn	C	81	14	26	40	14	44	3	0	3	1	154	9.1	16:47	20.5	38.8
Tyler Johnson	C	69	14	24	38	4	20	3	0	7	1	167	8.4	17:08	20.5	48.6
Vladislav Namestnikov	C	80	14	21	35	17	45	1	0	2	2	106	13.2	14:06	17.4	44.8
Anton Stralman	D	73	9	25	34	16	20	1	0	0	0	127	7.1	22:04	25.1	0
Valtteri Filppula	C	76	8	23	31	-6	46	1	1	2	0	101	7.9	18:15	22.3	52
Ryan Callahan	R	73	10	18	28	-5	45	2	0	1	0	156	6.4	17:14	21.5	58.3
J.T. Brown	R	78	8	14	22	16	59	0	0	0	0	140	5.7	13:21	17.8	46
Andrej Sustr	D	77	4	17	21	-2	30	0	0	1	0	65	6.2	16:50	21.4	0
Brian Boyle	C	76	13	7	20	-7	57	2	2	4	0	117	11.1	12:54	17.3	50.7
Jonathan Marchessault	C	45	7	11	18	-10	17	4	0	1	0	81	8.6	12:05	15.4	48.1
Erik Condra	R	54	6	5	11	-4	34	0	0	0	0	58	10.3	10:42	14.9	33.3
Cedric Paquette	C	56	6	5	11	-2	51	0	1	1	0	50	12	12:44	17.2	49.8
Jason Garrison	D	72	5	6	11	-4	18	0	0	1	1	99	5.1	18:27	23.7	0
Jonathan Drouin	L	21	4	6	10	1	4	0	0	1	0	25	16	14:26	18	47.4
Braydon Coburn	D	80	1	9	10	12	53	0	0	0	0	92	1.1	16:45	21.6	0
Nikita Nesterov	D	57	3	6	9	-6	41	2	0	0	0	57	5.3	14:53	18.4	0
Matthew Carle	D	64	2	7	9	4	26	0	0	1	0	54	3.7	16:46	21.8	0
Mike Blunden	R	20	3	2	5	3	34	0	0	1	0	14	21.4	8:39	12.4	0
Mike Angelidis	L	4	1	0	1	2	5	0	0	1	0	1	100	9:00	12.8	32.3
Joel Vermin	R	6	0	1	1	1	0	0	0	0	0	1	0	9:08	11.8	100
Yanni Gourde	C	2	0	1	1	1	2	0	0	0	0	0	0	7:19	10.5	0
Slater Koekkoek	D	9	0	1	1	-1	2	0	0	0	11	0	10:18	15.6	0	
Luke Witkowski	D	4	0	0	0	0	4	0	0	0	0	1	0	7:07	10	0
Matt Taormina	D	3	0	0	0	0	0	0	0	0	0	2	0	13:55	20.3	0
Tye McGinn	L	2	0	0	0	0	0	0	0	0	0	1	0	8:32	12	0

GOALTENDERS

PLAYER	GP	GS	W	L	OT	SA	GA	GAA	SV	SV%	SO	G	A	PIM	TOI
Ben Bishop	61	60	35	21	4	1672	123	2.06	1549	0.926	6	0	1	4	3,584:38
Andrei Vasilevskiy	24	21	11	10	0	646	58	2.76	588	0.91	1	0	0	0	1258:38
Kristers Gudlevskis	1	1	0	0	1	32	1	1	31	0.969	0	0	0	0	59:57

2015-2016 GAME-BY-GAME RESULTS

DATE	TEAM	W-L-OT	RECORD	GF-GA	SCORERS	W GOAL	PP	PK	SF-SA	W-L GLTDR.	ATTEND.
10/8/2015	PHI	W*	01-00-00	3-2	5,24P,5	5	1/3	2/3	32-25	30 / 35	19092+
10/10/2015	@ BUF	W	02-00-00	4-1	22,86,91,23	86	0-3	2/2	31-25	30 / 31	17739
10/12/2015	@ BOS	W	03-00-00	6-3	11,18P,11,91P,27,51	91	2/4	1/4	23-30	30 / 40	17565+
10/13/2015	@ DET	L	03-01-00	1-3	24	40	0-3	2/3	21-24	35 / 30	20027
10/15/2015	DAL	L	03-02-00	3-5	91,90,91	4	0-2	1/3	33-22	32 / 30	19092+
10/17/2015	BUF	W	04-02-00	2-1	90,17P	17	1/4	3/3	22-32	30 / 31	19092+
10/20/2015	@ NSH	O**	04-02-01	4-5	91P,86,24,22	9	1/2	3/3	29-33	35 / 30	17113+
10/23/2015	@ WPG	W*	05-02-01	4-3	55,13,90,18	18	0-2	1/1	31-36	30 / 31	15294+
10/24/2015	@ CHI	O*	05-02-02	0-1		19	0-4	3/3	21-32	50 / 50	21822+
10/27/2015	@ STL	L	05-03-02	0-2		93	0-1	3/3	26-24	34 / 30	19184+
10/29/2015	COL	L	05-04-02	1-2	17P	29	1/4	6/6	35-26	1 / 30	19092+
10/31/2015	BOS	L	05-05-02	1-3	86P	14	1/5	2/3	22-34	50 / 30	19092+
11/1/2015	@ CAR	W	06-05-02	4-3	24,91P,23,9	9	1/4	1/2	31-35	88 / 30	9081
11/3/2015	@ DET	L	06-06-02	1-2	86P	71	1/4	3/3	30-29	35 / 30	20027
11/5/2015	@ BUF	W	07-06-02	4-1	91,9,86,77	9	0-3	2/2	22-31	88 / 35	18161
11/7/2015	@ MIN	L	07-07-02	0-1		46	0-2	3/3	31-25	40 / 30	19066+
11/10/2015	BUF	L	07-08-02	1-4	91P	46	1/5	2/3	31-27	31 / 88	19092+
11/12/2015	CGY	W	08-08-02	3-1	11,91P,9	91	1/2	3/4	29-31	30 / 31	19092+
11/14/2015	FLA	O**	08-08-03	4-5	13,90,6,90	73	0-2	3/4	28-23	1 / 30	19092+
11/16/2015	@ FLA	L	08-09-03	0-1		5	0-3	3/3	39-20	1 / 88	12067
11/19/2015	NYR	W	09-09-03	2-1	17,51S	51	0-2	2/2	28-21	30 / 30	19092+
11/21/2015	ANA	W	10-09-03	5-1	86,91,91P,11,42P	86	2/4	1/1	24-30	30 / 31	19092+
11/25/2015	LAK	W**	11-09-03	2-1	9	51	0-3	0-0	30-38	30 / 32	19092+

DATE	TEAM	W-L-OT	RECORD	GF-GA	SCORERS	W GOAL	PP	PK	SF-SA	W-L GLTDR.	ATTEND.
11/27/2015	@ WSH	L	11-10-03	2-4	11,77	90	0-2	1/4	34-37	70 / 88	18506+
11/28/2015	NYI	L	11-11-03	2-3	17,6	91	0-4	1/3	31-22	1 / 30	19092+
12/2/2015	@ ANA	W	12-11-03	2-1	27,42P	42	1/4	4/4	22-33	30 / 36	14741
12/5/2015	@ SJS	W	13-11-03	4-3	86,22,86P,11	11	1/4	5/8	20-34	30 / 32	16089
12/6/2015	@ LAK	L	13-12-03	1-3	11	3	0-6	3/3	25-28	32 / 88	18230+
12/10/2015	OTT	W	14-12-03	4-1	86P,51,86,23	51	1/3	3/3	30-31	30 / 41	19092+
12/12/2015	WSH	L	14-13-03	1-2	86P	92	1/4	2/2	36-20	70 / 30	19092+
12/14/2015	@ CBJ	W	15-13-03	2-1	42,11S	11	0-2	2/2	29-26	30 / 70	12494
12/15/2015	@ TOR	W*	16-13-03	5-4	86,6,46,42,90	90	0-3	2/3	27-37	88 / 45	18989+
12/18/2015	@ WSH	L	16-14-03	3-5	17,62,91	90	0-3	1/4	19-23	31 / 30	18506+
12/20/2015	OTT	W	17-14-03	5-2	89P,91P,10,17,91	10	2/3	5/5	35-25	30 / 30	19092+
12/22/2015	VAN	L	17-15-03	1-2	42P	22	1/10	1/1	27-19	25 / 30	19092+
12/26/2015	CBJ	W	18-15-03	5-2	46,91P,91P,89P,5	91	3/8	3/3	25-32	30 / 70	19092+
12/28/2015	MTL	O**	18-15-04	3-4	86P,5,24	67	1/3	1/1	39-34	39 / 30	19092+
12/30/2015	NYR	L	18-16-04	2-5	42P,6P	28	2/5	3/3	22-26	30 / 30	19092+
1/2/2016	MIN	W**	19-16-04	3-2	51,86	24	0-1	4/4	30-32	88 / 40	19092+
1/5/2016	@ CGY	L	19-17-04	1-3	91	19	0-0	1/1	31-24	31 / 30	18966
1/8/2016	@ EDM	W	20-17-04	3-2	86,77,91	91	0-3	2/3	26-26	30 / 33	16839+
1/9/2016	@ VAN	W*	21-17-04	3-2	17,51,86	86	0-4	1/2	35-23	88 / 25	18335
1/12/2016	@ COL	W	22-17-04	4-1	18,91,91,9	18	0-4	2/2	38-21	30 / 1	14227
1/15/2016	PIT	W*	23-17-04	5-4	90,51P,90P,6,90	90	2/5	3/4	25-40	88 / 29	19092+
1/17/2016	FLA	W	24-17-04	3-1	86,62,86	62	0-2	5/5	32-27	30 / 1	19092+
1/19/2016	EDM	W	25-17-04	6-4	89,86,18,90,11S,17	11	0-2	4/4	31-26	88 / 39	19092+
1/21/2016	CHI	W	26-17-04	2-1	6,86P	86	1/4	3/3	33-18	30 / 50	19092+
1/23/2016	@ FLA	L	26-18-04	2-5	77P,23	18	1/5	3/4	40-35	1 / 30	19626+
1/27/2016	TOR	W	27-18-04	1-1	91P	91	1/6	3/3	29-30	88 / 45	19092+
2/3/2016	DET	W	28-18-04	3-1	23,9P,86P	9	2/3	2/2	33-25	30 / 34	19092+
2/5/2016	PIT	W	29-18-04	6-3	6,17,18S,9P,18,6	9	1/2	3/3	29-30	30 / 29	19092+
2/8/2016	@ OTT	L	29-19-04	1-5	23	10	0-3	5/6	32-29	41 / 88	17078
2/9/2016	@ MTL	L	29-20-04	2-4	51,77	21	0-3	2/2	39-27	40 / 30	21288+
2/12/2016	NSH	W*	30-20-04	4-3	23,86,91P,9	9	1/3	2/2	28-30	30 / 35	19092+
2/14/2016	STL	L	30-21-04	1-2	86	21	0-3	3/3	38-21	1 / 30	19092+
2/16/2016	SJS	L	30-22-04	2-4	24,13	83	0-2	3/3	30-31	31 / 30	19092+
2/18/2016	WPG	W**	31-22-04	6-5	77,81,91,17,86	91	0-5	2/4	26-41	88 / 31	19092+
2/20/2016	@ PIT	W	32-22-04	4-2	6,91,25,9	25	0-5	4/4	20-39	30 / 37	18643+
2/21/2016	@ CAR	W	33-22-04	4-2	23,24,91P,24	91	1/4	2/2	18-31	30 / 30	10422
2/23/2016	ARI	W	34-22-04	2-1	91,13S	13	0-2	2/2	36-30	88 / 35	19092+
2/26/2016	@ NJD	W	35-22-04	4-1	17,18,91,25	17	0-6	1/1	36-21	30 / 35	15968
2/28/2016	@ BOS	W	36-22-04	4-1	17P,24,24P,91	24	2/3	6/6	30-33	30 / 40	17565+
2/29/2016	@ TOR	W	37-22-04	2-1	9,9	9	0-1	2/2	28-32	88 / 31	18933+
3/3/2016	@ OTT	W	38-22-04	4-1	13,18						

2014-2015 STATS

2014-2015 INDIVIDUAL SCORING (50-24-8, 108 pts., 2nd Atlantic)

PLAYERS

POS	#	PLAYER	GP	G	A	P	+/-	PIM	PP	SH	GW	OT	S	S%	TOI/G
C	91	Steven Stamkos	82	43	29	72	2	49	13	0	6	0	268	16.00	19:22
C	9	Tyler Johnson	77	29	43	72	33	24	8	0	6	2	203	14.30	17:14
R	86	Nikita Kucherov	82	29	36	65	38	37	2	0	2	0	191	15.20	14:57
L	18	Ondrej Palat	75	16	47	63	31	24	3	1	5	1	139	11.50	17:25
R	24	Ryan Callahan	77	24	30	54	9	41	10	0	4	0	191	12.60	17:44
C	51	Valtteri Filppula	82	12	36	48	-14	24	2	0	0	0	91	13.20	19:01
D	6	Anton Stralman	82	9	30	39	22	26	2	0	0	0	138	6.50	21:56
C	17	Alex Killorn	71	15	23	38	8	36	1	1	5	0	130	11.50	16:55
D	77	Victor Hedman	59	10	28	38	12	40	3	0	2	1	115	8.70	22:41
L	27	Jonathan Drouin	70	4	28	32	3	34	3	0	0	0	76	5.30	13:14
D	5	Jason Garrison	70	4	26	30	27	19	1	0	3	0	111	3.60	20:00
C	11	Brian Boyle	82	15	9	24	3	54	0	3	5	0	140	10.70	12:59
C	13	Cedric Paquette	64	12	7	19	4	51	0	2	3	0	91	13.20	13:36
D	25	Matthew Carle	59	4	14	18	12	26	1	0	0	0	73	5.50	20:29
C	90	Vladislav Namestnikov	43	9	7	16	1	13	1	0	3	0	46	19.60	11:59
D	62	Andrej Sustr	72	0	13	13	10	34	0	0	0	0	55	0.00	17:42
R	23	J.T. Brown	52	3	6	9	-2	30	0	0	0	0	74	4.10	10:36
L	10	Brenden Morrow	70	3	5	8	-1	64	0	0	0	0	28	10.70	9:19
D	8	Mark Barberio	52	1	6	7	-4	16	0	0	0	0	53	1.90	16:46
D	89	Nikita Nesterov	27	2	5	7	6	16	1	0	0	0	44	4.50	16:03
D	55	Bradley Coburn	4	0	2	2	3	9	0	0	0	0	1	0.00	17:01
C	42	Jonathan Marchessault	2	1	0	1	1	0	0	0	0	3	33.30	11:56	
R	46	Mike Blunden	2	0	0	0	-1	2	0	0	0	0	0	0.00	9:47
L	15	Mike Angelidis	3	0	0	0	0	12	0	0	0	0	0	0.00	7:20
D	53	Luke Witkowski	16	0	0	0	0	15	0	0	0	0	10	0.00	15:11
D	29	Slater Koekoek	3	0	0	0	0	2	0	0	0	0	6	0.00	16:35

GOALTENDERS

#	PLAYER	GP	TOI	GAA	W	L	OTL	SA	GA	SV	SV%	SO	G	A	PIM
30	Ben Bishop	62	3,519	2.32	40	13	5	1620	136	1484	.916	4	0	4	4
88	Andrei Vasilevskiy	16	864	2.36	7	5	1	415	34	381	.918	1	0	0	0

TRADED PLAYERS

POS	#	PLAYER	GP	G	A	P	+/-	PIM	PP	SH	GW	OT	S	S%	TOI/G
R	2	Eric Brewer	17	0	4	4	5	18	13	0	0	0	14	0.00	17:50
D	14	Brett Connolly	50	12	3	15	4	38	2	0	2	0	74	16.20	11:55
D	7	Radko Gudas	31	2	3	5	-5	34	0	0	1	0	63	3.20	17:00

TRADED GOALTENDERS

#	PLAYER	GP	TOI	GAA	W	L	OTL	SA	GA	SV	SV%	SO	G	A	PIM
20	Evgeni Nabokov	11	553	3.15	3	6	2	245	29	216	.882	0	0	0	0

2014-2015 GAME-BY-GAME RESULTS

#	DATE	TEAM	W-L-OT	RECORD	GF-GA	SCORERS	GWG	PP	PK	SF-SA	W-LGLTDR	ATTEND.
1	10/09/2014	FLA	W*	01-00-00	3-2	9p,24p,77p	77	1-7	2-2-2	32-21	30 / 1	19204+
2	10/11/2014	OTT	O**	01-00-01	2-3	77p,14	93	3-3	3-3-3	40-34	40 / 30	19204+
3	10/13/2014	MTL	W	02-00-01	7-1	77,91p,91,91p,24,18,90	91	2-5	4-4-4	41-17	30 / 31	17622
4	10/14/2014	NJD	L	02-01-01	1-2	17	23	0-4	3-4-4	27-25	35 / 20	18064
5	10/18/2014	@ VAN	W	03-01-01	4-2	91,91,24p,17	24	1-5	5-6-6	24-32	30 / 31	18647+
6	10/20/2014	@ EDM	L	03-02-01	2-3	11,14	93	0-2	2-2-2	24-23	30 / 30	16839+
7	10/21/2014	@ CGY	W*	04-02-01	2-1	51,18	18	0-0	1-2-2	22-22	20 / 31	19289+
8	10/24/2014	@ WPG	W	05-02-01	4-2	91,27,90p,18	90	1-4	4-5-5	27-42	30 / 31	15016+
9	10/25/2014	@ MIN	L	05-03-01	2-7	6,86	56	0-4	1-1-1	19-22	35 / 20	18884+
10	10/28/2014	ARI	W	06-03-01	7-3	86,51,86,11,86,11,25p	11	1-3	0-0-0	35-25	30 / 41	17511
11	10/30/2014	PHI	W	07-03-01	4-3	90,91p,91,5p	5	2-5	2-2-2	32-27	30 / 29	18642
12	11/01/2014	WSH	W	08-03-01	4-3	24,18,86,5	5	0-2	1-2-2	28-38	30 / 70	19119
13	11/06/2014	CGY	W	09-03-01	5-2	13,13,11s,9,51	11	0-1	3-4-4	33-31	30 / 1	18276
14	11/08/2014	@ CBJ	W	10-03-01	7-4	23,13,6p,11,24,9p,9	24	2-3	2-5-5	38-32	20 / 30	14892
15	11/09/2014	@ DET	W**	11-03-01	4-3	91p,91,9	24	1-5	2-4-4	30-20	30 / 35	20027
16	11/11/2014	@ CHI	O**	11-03-02	2-3	13s,86	88	0-3	6-6-6	27-39	50 / 30	21345+
17	11/13/2014	SJS	L	11-04-02	1-2	91	81	0-4	3-3-3	33-39	31 / 30	19004

#	DATE	TEAM	W-L-OT	RECORD	GF-GA	SCORERS	GWG	PP	PK	SF-SA	W-LGLTDR	ATTEND.
18	11/15/2014	NYI	W	12-04-02	5-2	24,51p,13,9,7	13	1-3	4-4-4	28-27	30 / 30	19204+
19	11/17/2014	@ NYR	W	13-04-02	5-1	86,24p,91,17,24	24	1-3	2-3-3	30-16	30 / 30	18006+
20	11/18/2014	@ NYI	L	13-05-02	2-5	17,18	18	0-3	5-6-6	28-36	41 / 20	12908
21	11/20/2014	@ TOR	L	13-06-02	2-5	17s,91	21	0-3	2-3-3	28-21	45 / 30	19089+
22	11/22/2014	MIN	W	14-06-02	2-1	91p,17	17	1-2	3-3-3	28-31	30 / 35	19204+
23	11/26/2014	NYR	W	15-06-02	4-3	91p,24p,24,86	86	2-4	2-3-3	29-19	30 / 30	19204+
24	11/29/2014	OTT	W	16-06-02	4-1	24,17,10,86p	17	1-4	1-2-2	32-27	30 / 40	19204+
25	12/01/2014	@ NYR	W	17-06-02	6-3	9,14,25,14p,9,18s	14	1-5	3-4-4	21-35	30 / 30	18006+
26	12/02/2014	@ BUF	O**	17-06-03	1-2	18	19	0-2	2-2-2	27-22	1 / 20	17772
27	12/04/2014	BUF	W	18-06-03	5-0	7,91,10,5,14p	7	1-6	3-3-3	35-13	30 / 1	17767
28	12/06/2014	CBJ	L	18-07-03	1-3	18	58	0-2	3-4-4	34-20	72 / 30	17467
29	12/09/2014	WSH	L	18-08-03	3-5	11,91,51	20	0-3	1-2-2	36-35	70 / 30	17109
30	12/11/2014	CAR	W	19-08-03	2-1	86p,86	86	1-2	4-4-4	27-30	20 / 30	18104
31	12/13/2014	@ WSH	L	19-09-03	2-4	9,25	19	0-4	4-4-4	28-28	70 / 30	18506+
32	12/15/2014	@ PIT	L	19-10-03	2-4	27p,86	23	1-3	3-4-4	30-26	29 / 20	18487+
33	12/16/2014	@ PHI	W	20-10-03	3-1	91,9,51	9	0-4	2-3-3	23-24	88 / 35	19576+
34	12/19/2014	@ NJD	O**	20-10-04	2-3	91,86	26	0-5	2-3-3	28-18	1 / 20	14916
35	12/20/2014	@ NYI	L	20-11-04	1-3	14	27	0-2	3-3-3	21-48	41 / 88	16170+
36	12/23/2014	PIT	W	21-11-04	4-3	9,9,86,9	9	0-4	2-2-2	27-29	88 / 37	19204+
37	12/27/2014	CAR	W	22-11-04	2-1	86,17	17	0-6	3-3-3	38-26	30 / 30	19204+
38	12/29/2014	TOR	W	23-11-04	3-2	24p,51,91	91	1-4	2-2-2	41-23	30 / 34	19204+
39	12/31/2014	@ BUF	W	24-11-04	5-1	25,18p,14,86,86	18	1-3	1-2-2	25-11	88 / 1	19070+
40	01/02/2015	@ PIT	L	24-12-04	3-6	11,77,17	10	0-3	1-2-2	35-29	1 / 20	18655+
41	01/04/2015	@ OTT	W	25-12-04	4-2	77,9p,91,9	91	1-9	3-3-3	30-22	30 / 40	16949
42	01/06/2015	@ MTL	W	26-12-04	4-2	23,9p,14,9p	14	2-6	3-3-3	36-22	30 / 31	21286+
43	01/09/2015	BUF	W	27-12-04	2-1	51,91	91	0-4	3-3-3	47-21	30 / 34	19204+
44	01/12/2015	@ PHI	L	27-13-04	3-7	91p,11,24p	78	2-3	1-4-4	24-25	72 / 20	19598+
45	01/13/2015	@ BOS	L	27-14-04	3-4	91,91,24	88	0-5	3-3-3	19-34	40 / 30	17565+
46	01/15/2015	EDM	W	28-14-04	3-2	91,18,18	18	0-1	3-4-4	19-32	30 / 30	18609
47	01/17/2015	COL	W**	29-14-04	3-2	24p,6	24	1-1	3-3-3	31-42	30 / 1	19204+
48	01/20/2015	VAN	W	30-14-04	4-1	51,17,11,17	17	0-5	7-7-7	26-28	30 / 30	18517
49	01/27/2015	@ CAR	L	30-15-04	2-4	13,11s	27	0-3	2-3-3	30-22	31 / 30	12508
50	01/29/2015	DET	W	31-15-04	5-1	13,13,91p,13s,8	13	1-2	2-2-2	32-28	30 / 34	19204+
51	01/31/2015	CBJ	W	32-15-04	3-1	14,13,51	13	0-4	3-3-3	34-35	30 / 30	18477
52	02/03/2015	@ STL	O*	32-15-05	1-2	13	17	0-3	2-2-2	31-18	1 / 30	17223
53	02/05/2015	@ DAL	W	33-15-05	5-3	91,77,9p,9,86	9	1-3	4-4-4	29-36	88 / 32	16010
54	02/07/2015	LAK	L	33-16-05	2-4	86,77	8	0-2	2-2-2	28-29	32 / 30	19204+
55	02/08/2015	ANA	W	34-16-05	5-3	34-16-05	11	0-5	4-5-5	23-28	30 / 31	19204+
56	02/10/2015	@ NSH	O*	34-16-06	2-3	14,86	18	0-2	2-2-2	32-29	35 / 88	16362
57	02/12/2015	STL	L	34-17-06	3-6	9p,14,91	42	1-3				

PLAYERS

POS	#	PLAYER	GP	G	A	P	+/-	PIM	PP	SH	GW	OT	S	S%	TOI/G
L	18	Ondrej Palat	81	23	36	59	32	20	3	2	3	0	165	13.9	18:02
C	51	Valtteri Filppula	75	25	33	58	5	20	6	0	2	0	131	19.1	19:58
D	77	Victor Hedman	75	13	42	55	5	53	3	0	2	0	170	7.6	22:26
C	9	Tyler Johnson	82	24	26	50	23	26	5	5	4	0	181	13.3	18:47
R	16	Teddy Purcell	81	12	30	42	-3	14	3	0	4	1	157	7.6	16:27
C	17	Alex Killorn	82	17	24	41	8	63	3	0	2	1	173	9.8	16:46
C	91	Steven Stamkos	37	25	15	40	9	18	9	1	5	1	124	20.2	20:14
D	25	Matt Carle	82	2	29	31	11	28	1	0	0	0	115	1.7	22:11
D	7	Radko Gudas	73	3	19	22	2	152	1	0	1	1	114	2.6	19:07
R	23	J.T. Brown	63	4	15	19	-9	6	0	0	0	0	113	3.5	13:02
R	86	Nikita Kucherov	52	9	9	18	3	14	3	0	3	0	102	8.8	13:06
D	6	Sami Salo	71	4	13	17	11	18	0	0	0	0	81	4.9	18:11
D	2	Eric Brewer	77	4	13	17	10	59	0	2	0	0	83	4.8	17:33
C	44	Nate Thompson	81	9	7	16	3	27	0	2	1	1	105	8.6	12:51
L	12	Ryan Malone	57	5	10	15	-7	67	0	0	0	0	95	5.3	11:46
R	71	Richard Panik	50	3	10	13	-9	21	0	0	1	0	56	5.4	12:41
R	24	Ryan Callahan	20	6	5	11	4	8	3	0	1	0	54	11.1	20:13
D	8	Mark Barberio	49	5	5	10	10	28	1	0	0	0	54	9.3	14:34
R	19	B.J. Crombeen	55	3	7	10	-2	79	0	0	1	0	60	5.0	10:10
D	21	Michael Kostka	19	2	6	8	7	0	0	0	0	0	31	6.5	15:53
D	62	Andrej Sustr	43	1	7	8	3	16	0	0	0	0	39	2.6	15:47
C	11	Tom Pyatt	27	3	4	7	-2	4	0	0	1	0	27	11.1	11:27
D	22	Jean-Philippe Cote	19	0	4	4	0	22	0	0	0	0	12	0	10:00
R	14	Brett Connolly	11	1	0	1	-5	4	0	0	1	0	12	8.3	12:01
D	3	Keith Aulie	15	0	1	1	-3	9	0	0	0	0	6	0	9:49
C	54	Cedric Paquette	2	0	1	1	1	0	0	0	0	0	1	0	14:32
D	24	Dmitry Korobov	3	0	1	1	0	2	0	0	0	0	0	0	10:41
D	55	Matt Taormina	7	0	0	0	0	0	0	0	0	0	6	0	13:23
C	42	Dana Tyrell	7	0	0	0	0	4	0	0	0	0	4	0	9:14
L	76	Pierre-Cedric Labrie	13	0	0	0	-4	20	0	0	0	0	2	0	6:52
R	28	Cody Knyk	1	0	0	0	0	0	0	0	0	0	2	0	10:12
C	65	Vladislav Namestnikov	4	0	0	0	-1	4	0	0	0	0	4	0	9:29

GOALTENDERS

#	PLAYER	GP	TOI	GAA	W	L	OTL	SA	GA	SV	SV%	SO	G	A	PIM
30	Ben Bishop	63	3,586	2.23	37	14	7	1758	133	1625	0.924	5	0	2	4
39	Anders Lindback	23	1,302	2.90	8	12	2	580	63	517	0.891	1	0	0	2
40	Kristers Gudlevskis	1	60	2.00	1	0	0	38	2	36	0.947	0	0	0	0
31	Cedric Desjardins	1	18	6.67	0	1	0	13	2	11	0.846	0	0	0	2

TRADED PLAYERS

POS	#	PLAYER	GP	G	A	P	+/-	PIM	PP	SH	GW	OT	S	S%	TOI/G
R	26	Martin St. Louis	62	29	32	61	12	6	9	0	5	1	167	17.4	21:41
C	42	Dana Tyrell	7	0	0	0	0	4	0	0	0	0	4	0	9:14
C	55	Matt Taormina	7	0	0	0	0	0	0	0	0	0	6	0	13:23

2013-2014 GAME-BY-GAME RESULTS

#	DATE	TEAM	W-L-OT	RECORD	GF-GA	SCORERS	GWG	PP	PK	SF-SA	W-L GLTDR	ATTEND.
1	10/3/2013	@ BOS	L	0-1-0	1-3	51	17	0-5	3-3	33-25	40-39	17,565+
2	10/05/2013	@ CHI	W**	1-1-0	3-2	26,16p	51	1-1	4-5	19-39	30-50	21,563+
3	10/08/2013	@ BUF	W*	2-1-0	3-2	9,16p,17	17	1-3	2-4	34-23	30-1	18,243
4	10/10/2013	FLA	W	3-1-0	7-2	26,91s,91,18,51p,51,91p	91	2-5	4-5	28-21	30-25	19,204+
5	10/12/2013	PIT	L	3-2-0	4-5	51,91,16p,17p	2	2-5	2-5	18-26	29-39	18,939
6	10/15/2013	LAK	W	4-2-0	5-1	12,16,26,26,18	16	0-3	5-5	25-31	30-32	16,310
7	10/17/2013	MIN	W	5-2-0	3-1	9p,91,6	91	1-7	2-2	30-26	30-37	16,454
8	10/19/2013	BOS	L	5-3-0	0-5		46	0-4	4-4	23-22	40-30	18,512
9	10/24/2013	CHI	W*	6-3-0	6-5	25p,44s,91,77,91p,26	26	2-4	5-6	25-43	30-39	18,820
10	10/26/2013	BUF	W	7-3-0	3-2	9p,26,18	18	1-6	3-3	39-22	30-30	18,088
11	10/27/2013	@ FLA	W**	8-3-0	4-3	26,91,7p	91	1-3	4-4	28-32	39-25	12,336
12	10/29/2013	@ NJD	L	8-4-0	1-2	91p	68	1-4	2-2	17-22	30-30	13,501
13	11/01/2013	@ CAR	W	9-4-0	3-0	77,91,17	77	0-3	4-4	32-31	30-35	14,828
14	11/02/2013	STL	W	10-4-0	4-2	17,91,14,51	14	0-3	3-3	25-30	30-41	18,885
15	11/07/2013	EDM	W	11-4-0	4-2	91,91,9,51	9	0-2	1-2	26-40	30-40	18,695
16	11/09/2013	@ DET	W*	12-4-0	3-2	12,91,16	16	0-3	4-4	34-27	30-35	20,066+
17	11/11/2013	@ BOS	L	12-5-0	0-3		37	0-4	1-1	28-26	40-39	17,565+
18	11/12/2013	@ MTL	W**	13-5-0	2-1	12	51	0-4	3-3	45-29	30-31	21,273+

#	DATE	TEAM	W-L-OT	RECORD	GF-GA	SCORERS	GWG	PP	PK	SF-SA	W-L GLTDR	ATTEND.
19	11/14/2013	ANA	W	14-5-0	5-1	51,26p,51p,17,77	26	2-2	3-3	20-25	30-1	17,763
20	11/16/2013	@ PHX	L	14-6-0	3-6	71,23,17	5	0-2	1-3	30-30	41-39	12,562
21	11/19/2013	@ LAK	L	14-7-0	2-5	51p,77	14	1-4	4-5	21-31	54-30	18,118+
22	11/21/2013	@ SJS	L	14-8-0	1-5	9	7	0-1	2-2	37-36	31-39	17,562+
23	11/22/2013	@ ANA	O*	14-8-1	0-1		15	0-6	3-3	31-42	1-30	16,648
24	11/25/2013	NYR	W	15-8-1	5-0	56,26,26,16,16	86	0-3	6-6	25-37	30-30	19,204+
25	11/27/2013	PHI	W	16-8-1	4-2	77,18s,77p,9	77	1-4	1-2	35-21	39-29	18,427
26	11/29/2013	PIT	L	16-9-1	0-3		14	0-3	2-3	21-29	29-30	19,065
27	12/03/2013	@ CBJ	L	16-10-1	0-1		71	0-2	1-1	26-21	72-30	10,223
28	12/05/2013	OTT	W	17-10-1	3-1	26,26,51	26	0-4	4-5	22-34	30-40	16,562
29	12/07/2013	WPG	O*	17-10-2	1-2	44	55	0-1	3-3	29-36	35-39	18,354
30	12/10/2013	@ WSH	O**	17-10-3	5-6	26p,56p,44,9,18	20	2-5	2-5	42-31	31-30	18,506+
31	12/12/2013	DET	W**	18-10-3	2-1	56	26	0-4	4-4	27-29	30-50	19,204+
32	12/14/2013	@ NJD	L	18-11-3	0-3		12	0-3	2-2	33-19	30-39	13,832
33	12/15/2013	@ DET	W	19-11-3	3-0	9,23,17	9	0-3	3-3	26-28	30-34	20,066+
34	12/17/2013	@ NYI	W**	20-11-3	3-2	51,51	86	0-1	1-2	36-34	30-20	13,618
35	12/19/2013	NSH	W	21-11-3	4-2	17,26p,16,71	16	1-4	4-5	33-30	39-30	17,254
36	12/21/2013	CAR	W*	22-11-3	3-2	77,26p,7	7	1-5	2-2	50-27	30-35	19,204+
37	12/22/2013	@ FLA	W	23-11-3	6-1	17,9,51p,26,23,23	9	1-4	2-3	36-29	30-30	15,942
38	12/28/2013	MTL	O**	23-11-4	1-2	26	81	0-3	3-3	24-21	31-30	19,204+
39	12/29/2013	NYR	L	23-12-4	3-4	9p,18,51	67	1-2	0-3	40-29	30-39	19,204+
40	1/1/2014	@ VAN	W	24-12-4	4-2	51,9,86p,17	86	1-3	2-2	33-30	30-31	18,910+
41	1/3/2014	@ CGY	W	25-12-4	2-0	18,86	18	0-5	5-5	29-19	30-31	19,289+
42	1/5/2014	@ EDM	L	25-13-4	3-5	86p,77,51	27	1-1	2-3	27-26	80-39	16,839+
43	1/7/2014	@ WPG	W	26-13-4	4-2	51,18,26p,26	26	1-3	3-5	33-14	39-31	15,004+
44	1/9/2014	WSH	L	26-14-4	3-4	9,19,18	16	0-1	1-3	36-20	31-39	19,204+
45	1/11/2014	@ PHI	W	27-14-4	6-3	17,16,12,51,26,12	51	0-3	3-4	25-38	39-35	19,987+
46	1/13/2014	@ CBJ	L	27-15-4	2-3	17p,77	55	1-4	4-6	28-28	72-39	14,070
47	1/14/2014	@ NYR	W	28-15-4	2-1	77p,86	86	1-2	2-2	25-34	30-30	18,006+
48	1/16/2014	NYI	O**	28-15-5	1-2	26p	51	1-3	3-4	30-30	60-30	18,333
49	1/18/2014	SJS	L	28-16-5	4-5	26p,26,26,26p	8	2-4	1-2	29-32	31-30	19,204+
50	1/19/2014	@ CAR	W	29-16-5	5-3	8p,18,86,16,8	16	1-2	4-5	24-51	30-31	16,760
51	1/23/2014	OTT	W**	30-16-5	4-3	9s,19,18	86	0-2	1-3	38-36	30-41	18,751
52	1/25/2014	COL	W	31-16-5	5-2	9,8,51,9,9	51	0-3	3-3	29-27	30-30	19,204+
53	1/28/2014	@ TOR	L	31-17-5	2-3	25,8	21	0-3	3-3	42-26	45-26	19,475+
54	1/30/2014	@ OTT	L	31-18-5	3-5	17,9s,77	7	0-2	2-2	38-28	41-39	19,757+
55	2/1/2014	@ MTL	W*	32-18-5	2-1	44s,44	44	0-3	4-4			

PLAYERS

#	PLAYER	POS	GP	G	A	P	+/-	PIM	PP	SH	GW	OT	S	S%	TOI/G
26	Martin St. Louis	R	48	17	43	60	0	14	3	0	2	0	112	15.2	21:59
91	Steven Stamkos	C	48	29	28	57	-4	32	10	0	2	0	157	18.5	22:01
16	Teddy Purcell	R	48	11	25	36	-1	12	3	0	2	0	94	11.7	16:44
4	Vincent Lecavalier	C	39	10	22	32	-5	29	5	0	0	0	86	11.6	17:52
89	Cory Conacher	L	35	9	15	24	-3	16	1	0	2	0	53	17.0	14:21
25	Matthew Carle	D	48	5	17	22	1	4	2	0	0	0	66	7.6	23:44
67	Benoit Pouliot	L	34	8	12	20	8	15	0	1	1	1	60	13.3	13:14
77	Victor Hedman	D	44	4	16	20	1	31	0	0	0	0	76	5.3	22:39
17	Alex Killorn	C	38	7	12	19	-6	14	1	0	2	0	82	8.5	16:49
6	Sami Salo	D	46	2	15	17	5	16	1	0	0	0	48	4.2	20:59
11	Tom Pyatt	C	43	8	8	16	5	12	0	0	1	0	60	13.3	13:34
44	Nate Thompson	C	45	7	8	15	-2	17	0	0	0	0	58	12.1	14:20
2	Eric Brewer	D	48	4	8	12	3	30	1	0	1	0	56	7.1	20:30
71	Richard Panik	R	25	5	4	9	-2	4	1	0	1	0	34	14.7	11:19
12	Ryan Malone	L	34	6	2	8	-3	22	2	0	1	0	37	16.2	15:44
19	B.J. Crombeen	R	44	1	7	8	4	112	0	0	0	0	50	2.0	11:04
3	Keith Aulie	D	45	2	5	7	1	60	0	0	0	0	37	5.4	12:49
63	Tyler Johnson	C	14	3	3	6	3	4	0	0	0	0	11	27.3	13:04
75	Radko Gudas	D	22	2	3	5	3	38	0	1	0	0	31	6.5	16:59
47	Marc-Andre Bergeron	D	12	1	4	5	3	4	0	0	0	0	22	4.5	12:21
74	Ondrej Palat	L	14	2	2	4	5	0	0	1	0	1	16	12.5	11:44
42	Dana Tyrell	C	21	1	3	4	-3	4	0	0	0	0	19	5.3	10:21
18	Adam Hall	R	20	0	4	4	3	23	0	0	0	0	16	0	10:17
76	Pierre-Cedric Labrie	L	19	2	1	3	2	30	0	0	0	0	16	12.5	8:33
14	Brett Connolly	R	5	1	0	1	-3	0	1	0	0	0	10	10	10:16
29	Brendan Mikkelson	D	4	0	1	1	1	6	0	0	0	0	0	0	9:45
15	Brian Lee	D	22	0	0	0	-13	16	0	0	0	0	13	0	13:55
55	Matt Taormina	D	2	0	0	0	-1	0	0	0	0	0	0	0	16:38
8	Mark Barberio	D	2	0	0	0	-2	0	0	0	0	0	1	0	15:29
62	Andrej Sustr	D	2	0	0	0	1	0	0	0	0	0	2	0	10:43
7	Mathieu Roy	D	1	0	0	0	-1	0	0	0	0	0	0	0	14:07
34	JT Wyman	R	1	0	0	0	-1	0	0	0	0	0	0	0	13:31
59	Mike Angelidis	L	1	0	0	0	0	0	0	0	0	0	0	0	7:22

GOALTENDERS

#	PLAYER	GP	TOI	GAA	W	L	OTL	SA	GA	SV	SV% SO	G	A	PIM	
39	Anders Lindback	24	1,304:11	2.90	10	10	1	642	63	579	.902	0	0	1	0
32	Mathieu Garon	18	910:04	2.90	5	9	2	427	44	383	.897	0	0	0	0
30	Ben Bishop	9	502:26	2.99	3	4	1	302	25	277	.917	1	0	0	2
30	Cedrick Desjardins	3	160:06	3.00	0	3	0	73	8	65	.890	0	1	0	0

TRADED PLAYERS

POS	#	PLAYER	GP	G	A	P	+/-	PIM	PP	SH	GW	OT	S	S%	TOI/G
R	9	Steve Downie	55	12	16	28	-15	121	2	0	1	0	99	12.1	15:30
D	97	Matt Gilroy	53	2	15	17	2	16	0	0	0	0	60	3.3	17:36
C	49	Blair Jones	22	2	2	4	-3	10	0	0	0	0	21	9.5	8:26
D	13	Pavel Kubina	52	3	8	11	1	59	0	0	1	0	56	5.4	19:54
C	19	Dominic Moore	56	4	15	19	-10	48	0	1	1	0	74	5.4	16:16

2012-2013 GAME-BY-GAME RESULTS

#	OPPONENT	RESULT	RECORD	SCORERS	W GOAL	PP	PK	SF - SA	W - L GLTNR	ATTEND.
1	1/19 vs. WSH	W, 6-3	1-0-0	Brewer, Lecavalier St. Louis (p), St. Louis(p), Conacher, Brewer	St. Louis	3-7	3-4	34-30	Lindback-Holtby	19,204+
2	1/21 @ NYI	L, 4-3	1-1-0	St. Louis, Pouliot, Stamkos	Ullstrom	0-3	6-7	26-44	Nabokov-Lindback	15,322
3	1/22 @ CAR	W, 4-1	2-1-0	Pyatt, Conacher, Aulie, Malone (p)	Conacher	1-6	4-5	26-36	Garon-Ward	18,680+
4	1/25 vs. OTT	W, 6-4	3-1-0	Carle (p), Stamkos, Hedman, Malone, Malone Pyatt	Malone	1-4	3-4	31-36	Lindback-Bishop	19,204+
5	1/27 vs. PHI	W, 5-1	4-1-0	Purcell (p), Brewer, Lecavalier (p), Hedman, Stamkos	Brewer	2-5	6-6	26-25	Lindback-Leighton	19,204+
6	1/29 vs. FLA	W, 5-2	5-1-0	Stamkos (p), Conacher, Pyatt, Tyrell, Lecavalier (p)	Pyatt	2-5	4-4	33-28	Lindback-Theodore	19,204+
7	2/1 vs. WPG	W, 8-3	6-1-0	Conacher (p), Stamkos (p), Concaher	Concaher	3-5	2-4	25-29	Lindback-Pavelec	19,204+

#	OPPONENT	RESULT	RECORD	SCORERS	W GOAL	PP	PK	SF - SA	W - L GLTNR	ATTEND.	
8	2/2 vs. NYR	L, 2-1	6-2-0	Lecavalier (p), Concaher, Thompson, Purcell, Malone, Pouliot	Stamkos (p), Stamkos	Hagelin	1-1	2-2	32-30	Biron-Garon	19,204+
9	2/5 @ PHI	L, 2-1	6-3-0	Pouliot	Sestito	0-4	2-2	22-24	Lindback-Bryzgalov	19,616+	
10	2/7 @ NJD	L, 4-2	6-4-0	Thompson, Carle	Greene	0-4	2-4	19-27	Lindback-Brodeur	14,802	
11	2/10 @ NYR	L, 5-1	6-5-0	Lecavalier	Callahan	0-2	3-3	20-32	Garon-Lundqvist	17,200+	
12	2/12 vs. MTL	L, 4-3**	6-5-1	Hedman, Hedman, Salo (p)	Desharnais (x)	1-5	6-7	24-34	Price-Lindback	19,204+	
13	2/14 vs. WSH	L, 4-3	6-6-1	St. Louis, Purcell, Thompson	Beagle	0-2	0-1	30-39	Holtby-Garon	19,204+	
14	2/16 @ FLA	W, 6-5*	7-6-1	Pouliot, Killorn, Stamkos, Stamkos (p), Purcell, Pouliot (y)	Pouliot(y)	1-4	3-3	36-30	Lindback-Theodore	17,009	
15	2/19 vs. TOR	W, 4-2	8-6-1	Lecavalier, Stamkos, Killorn, Carle (p)	Killorn	1-6	3-3	19-25	Lindback-Scrivens	19,204+	
16	2/21 vs. BOS	L, 4-2	8-7-1	Stamkos, Conacher	Marchand	0-3	0-0	26-26	Rask-Lindback	19,204+	
17	2/23 @ CAR	W, 5-2	9-7-1	Bergeron, Pouliot, Panik, Pyatt, Stamkos	Panik	0-3	3-3	39-34	Garon-Ellis	18,680+	
18	2/24 @ PIT	L, 5-3	9-8-1	Brewer, Stamkos (p), Conacher	Bennett	1-2	1-2	30-22	Fleury-Garon	18,656+	
19	2/26 vs. BUF	L, 2-1	9-9-1	Stamkos	Myers	0-6	1-1	31-21	Miller-Garon	19,204+	
20	2/28 @ NYR	L, 4-1	9-10-1	St. Louis	Stepan	0-3	3-4	25-42	Lundqvist-Garon	17,200+	
21	3/2 @ BOS	L, 3-2	9-11-1	Stamkos (p), Killorn (p)	Marchand	2-8	3-5	22-27	Khudobin-Garon	17,565+	
22	3/4 @ PIT	L, 4-3	9-12-1	Stamkos, Pyatt, Stamkos,	Neal	0-1	3-3	28-32	Fleury-Lidnback	18,656+	
23	3/5 @ NJD	W, 5-2	10-12-1	Thompson, St. Louis, Killorn, Thompson, Crombeen	Killorn	0-2	1-2	25-27	Lindback-Hedberg	15,229	
24	3/7 vs. WPG	L, 2-1	10-13-1	Stamkos	Little	0-5	2-2	29-28	Montoya-Lindback	19,204+	
25	3/9 vs. MTL	L, 4-3	10-14-1	Stamkos, Salo, Malone (p)	Gallagher	1-2	2-3	23-29	Price-Desjardins	19,204+	
26	3/12 @ FLA	W, 3-2	11-14-1	Lecavalier, St. Louis, Stamkos (p)	Stamkos	1-2	4-3	13-39	Lindback-Markstrom	15,174	
27	3/14 vs. NYI	L, 2-0	11-15-1		Tavares	0-2	0-1	18-29	Nabokov-Lindback	19,204+	
28	3/16 vs. CAR	W, 4-1	12-15-1	Johnson, Palat, Thompson, Purcell	Palat	0-1	2-2	26-22	Garon-Peters	19,204+	
29	3/18 vs. PHI	W, 4-2	13-15-1	Palat, Pyatt, Purcell, Stamkos	Purcell	0-4	4-4	27-30	Lindback-Bryzgalov	19,204+	
30	3/20 @ TOR	L, 4-2	13-16-1	Gudas, Conacher	Bozak	0-4	2-2	28-26	Reimer-Garon	19,433+	
31	3/23 @ OTT	L, 5-3	13-17-1	Johnson, Johnson, Purcell	Alfredsson	0-4	1-2	32-32	Lehner-Desjardins	20,016+	
32	3/24 @ WPG	L, 3-2	13-18-1	Stamkos (p), Conacher	Enstrom	1-5	2-3	25-24	Pavelec-Desjardins	15,004+	
33	3/26 vs. BUF	W, 2-1	14-18-1	Stamkos, St. Louis (p)	St. Louis	1-5	4-4	25-14	Garon-Miller	19,204+	
34	3/29 vs. NJD	W, 5-4**	15-18-1	Stamkos, Thompson, Stamkos, Killorn	Purcell (x)	0-3	4-5	25-25	Garon-Brodeur	19,204+	
35	4/2 vs. FLA	L, 3-2**	15-18-2	Pyatt, Killorn	Mueller (x)	0-3	1-3	41-25	Markstrom-Garon	17,904	
36	4/4 @ CAR	W, 5-0	16-18-2	Purcell, Pyatt, Aulie, St. Louis, Pouliot	Purcell	0-1	1-2	30-45	Bishop-Ellis	17,042	
37	4/6 @ NYI	L, 4-2	16-19-2	Panik, Carle	Martin	0-3	1-1	21-28	Nabokov-Bishop	16,170	
38	4/7 @ WSH	L, 4-2	16-20-2	Lecavalier (p), Killorn	Ward	1-2	2-2	30-38	Neuvirth-Bishop	18,506+	
39	4/9 vs. OTT	W, 3-2	17-20-2	Labrie, Lecavalier (p), Stamkos (p)	Stamkos	2-7	3-4	24-33	Bishop-Anderson	17,323	
40	4/11 vs. PIT	L, 6-3	17-21-2	Purcell (p), Connolly (p) Purcell (p)	Malkin	3-4	3-6	19-41	Vokoun-Bishop	19,204+	
41	4/13 @ WSH	L, 6-5*	17-21-3	Panik, St. Louis, Panik, St. Louis, Purcell	Green (y)	0-2	2-4	40-38	Holtby-Garon	18,506+	
42	4/14 @ BUF	L, 3-1	17-21-3	Pouliot	Hecht	0-1	2-3	33-22	Enroth-Garon	18,991+	
43	4/16 @ WPG	L, 4-3**	17-22-3	Panik (p), Lecavalier	Santorelli (x)	0-1	2-3	27-36	Pavelec-Bishop	15,004+	
44	4/18 @ MTL	L, 3-2	17-22-4	Stamkos (p), St. Louis	Gionta	1-2	5-6	34-35	Price-Bishop	21,273+	
45	4/21 vs. CAR	L, 3-2	17-23-4	Lecavalier, Pyatt, Malone Moore, Stamkos	Tlusty	1-2	4-4	37-28	Ellis-Lindback	19,204+	
46	4/24 vs. TOR	W, 5-2	18-24-4	Stamkos, St. Louis, Gudas, St. Louis, St. Louis	Gudas	0-2	2-2	26-28	Bishop-Reimer	18,826	
47	4/25 @ BOS	L, 2-0	18-25-4		Seidenberg	0-3	1-1	30-24	Rask-Lindback	17,565+	
48	4/27 vs. FLA	L, 5-3	18-26-4	Carle, Malone, St. Louis	Fleischmann	0-2	1-1	31-32	Markstrom-Lindback	19,204+	

* Overtime
** Shootout
+ Sellout
(p) Power Play Goal
(s) (x)
Shorthanded Goal
Shootout Game-Winner
(y) Overtime Game-Winner
(EV-PS) Successful Penalty Shot

2011-2012 STATS

2011-2012 INDIVIDUAL SCORING (38-36-8, 84 pts., 3rd Southeast Division)

PLAYERS

POS	#	PLAYER	GP	G	A	P	+/-	PIM	PP	SH	GW	OT	S	S%	TOI/G
C	91	Steven Stamkos	82	60	37	97	7	66	12	0	12	5	303	19.8	22:01
R	26	Martin St. Louis	77	25	49	74	-3	16	4	0	3	1	185	13.5	22:37
R	16	Teddy Purcell	81	24	41	65	9	16	8	0	3	1	152	15.8	16:07
C	4	Vincent Lecavalier	64	22	27	49	-2	50	5	0	5	1	182	12.1	18:55
L	12	Ryan Malone	68	20	28	48	-11	82	5	1	2	1	144	13.9	17:41
D	47	Marc-Andre Bergeron	43	4	20	24	6	20	1	0	0	0	80	5	19:21
D	77	Victor Hedman	61	5	18	23	-9	65	0	0	0	0	82	6.1	23:05
D	2	Eric Brewer	82	1	20	21	-5	49	0	0	0	0	83	1.2	23:16
C	11	Tom Pyatt	74	12	7	19	-19	8	1	0	1	0	95	12.6	14:47
D	15	Brian Lee	55	1	15	16	-8	35	0	0	0	0	32	3.1	15:32
C	44	Nate Thompson	68	9	6	15	-23	21	0	0	1	0	85	10.6	14:49
R	14	Brett Connolly	68	4	11	15	-9	30	1	0	2	1	94	4.3	11:28
D	7	Brett Clark	82	2	13	15	-26	20	0	0	0	0	61	3.3	18:22
D	27	Bruno Gervais	50	6	7	13	-4	8	1	0	0	0	57	10.7	14:16
R	22	Ryan Shannon	45	4	8	12	-11	10	1	0	0	0	46	8.5	12:01
R	34	JT Wyman	40	2	9	11	1	8	0	0	1	0	31	6.5	10:32
R	20	Tim Wallace	49	3	6	9	-3	16	0	1	0	0	26	11.5	8:35
R	18	Adam Hall	57	2	5	7	-11	17	0	0	1	0	63	3.2	11:51
C	24	Trevor Smith	16	2	3	5	2	4	0	0	0	0	17	11.8	12:27
C	42	Dana Tyrell	26	0	5	5	-5	6	0	0	0	0	23	0	10:30
D	29	Brendan Mikkelsen	41	1	2	3	-4	13	0	0	0	0	45	2.2	14:24
D	3	Keith Aulie	36	0	3	3	-7	29	0	0	0	0	18	0	13:26
L	76	Pierre-Cedric Labrie	14	0	2	2	-2	15	0	0	0	0	5	0	5:54
L	23	Mike Commodore	30	0	2	2	7	38	0	0	0	0	23	0	12:36
L	59	Mike Angelidis	6	1	0	1	-1	5	0	0	0	0	8	12.5	6:29
R	19	J.T. Brown	5	0	1	1	2	0	0	0	0	0	13	0	13:51
C	21	Mattias Ritola	5	0	0	0	-2	6	0	0	0	0	14	0	10:50
D	43	Evan Oberg	3	0	0	0	2	0	0	0	0	0	3	0	9:50
R	21	Brandon Segal	10	0	0	0	-2	4	0	0	0	0	8	0	6:35

GOALTENDERS

#	PLAYER	GP	TOI	GAA	W	L	OTL	SA	GA	SV	SV%	SO	G	A	PIM
32	Mathieu Garon	48	2,483:45	2.85	23	16	4	1191	118	1073	0.901	1	0	2	0
35	Sebastien Caron	3	134:40	3.11	1	1	0	57	7	50	0.877	0	0	0	0
40	Dustin Tokarski	5	243:35	3.44	1	3	1	116	14	102	0.879	0	0	1	2
30	Dwayne Roloson	40	2,098:31	3.66	13	16	3	1126	128	998	0.886	1	0	0	6

TRADED PLAYERS

POS	#	PLAYER	GP	G	A	P	+/-	PIM	PP	SH	GW	OT	S	S%	TOI/G
R	9	Steve Downie	55	12	16	28	-15	121	2	0	1	0	99	12.1	15:30
D	97	Matt Gilroy	53	2	15	17	2	16	0	0	0	0	60	3.3	17:36
C	49	Blair Jones	22	2	2	4	-3	10	0	0	0	0	21	9.5	8:26
D	13	Pavel Kubina	52	3	8	11	1	59	0	1	0	0	56	5.4	19:54
C	19	Dominic Moore	56	4	15	19	-10	48	0	1	1	0	74	5.4	16:16

2011-2012 GAME-BY-GAME RESULTS

#	OPPONENT	RESULT	RECORD	SCORERS	W GOAL	PP	PK	SF - SA	W - L GLTNR	ATTEND.
1	10/7 @ CAR	W, 5-1	1-0-0	St. Louis, Lecavalier (p), Downie (p), Hall, Malone	Lecavalier	2-6	5-5	34-33	Roloson-Ward	18,680+
2	10/8 @ BOS	L, 4-1	1-1-0	St. Louis	Paille	0-5	5-5	26-42	Thomas-Garon	17,565+
3	10/10 @ WSH	L, 6-5**	1-1-1	Purcell, Gervais, Moore, Thompson, Clark	Hendricks (x)	0-4	7-7	28-43	Vokoun-Roloson	18,506+
4	10/13 @ NYI	L, 5-1	1-2-1	Stamkos	Moulson	0-3	4-4	35-34	Montoya-Roloson	9,759
5	10/15 @ FLA	L, 3-2**	1-2-2	Bergeron, Bergeron	Goc (x)	0-2	4-6	30-38	Theodore-Garon	18,352+
6	10/17 vs. TOR	L, 7-4	1-3-2	Purcell (p), Hedman, Lecavalier, Stamkos	Versteeg	1-3	4-9	39-33	Theodore-Roloson	19,204+
7	10/20 vs. NYI	W, 4-1	2-3-2	Malone (p), Lecavalier, Stamkos, Clark	Lecavalier	1-3	2-2	30-17	Garon-Montoya	18,181
8	10/22 vs. BUF	W, 3-0	3-3-2	Kubina, St. Louis, Hedman	Kubina	0-1	3-3	26-21	Garon-Miller	19,204+
9	10/25 @ BUF	W, 4-3	4-3-2	Lecavalier, Thompson, Stamkos, Malone	Malone	0-3	3-3	23-39	Garon-Miller	18,690+
10	10/27 @ NSH	L, 5-3	4-4-2	Stamkos, Purcell (p), Stamkos	Spaling	1-2	3-3	32-27	Rinne-Garon	16,619
11	10/29 vs. WPG	W, 1-0	5-4-2	Lecavalier (p)	Lecavalier	1-4	2-2	27-28	Roloson-Pavelec	19,204+
12	11/1 @ CAR	L, 4-2	5-5-2	Purcell, Connolly	Skinner	0-2	1-2	30-31	Ward-Roloson	13,374
13	11/4 vs. CHI	W, 5-4*	6-5-2	Stamkos, Connolly, Stamkos, Stamkos (p), Lecavalier (y)	Lecavalier	1-1	1-2	32-32	Roloson-Emery	19,204+
14	11/6 @ FLA	W, 4-3**	7-5-2	Malone (p), Stamkos, Purcell	Moore (x)	1-3	1-2	37-41	Roloson-Theodore	15,066
15	11/9 vs. PHI	W, 2-1*	8-5-2	Bergeron (p), Connolly (y)	Connolly	1-7	4-5	24-15	Roloson-Bryzgalov	19,204
16	11/12 @ STL	L, 3-0	8-6-2	Russell	Russell	0-5	3-3	19-24	Elliott-Garon	19,150+
17	11/14 @ WPG	L, 5-2	8-7-2	St. Louis, Stamkos	Flood	0-6	1-2	32-39	Pavelec-Roloson	15,004+
18	11/17 vs. PIT	W, 4-1	9-7-2	Lecavalier, Connolly (p), Downie (p), Lecavalier	Connolly	2-6	7-7	18-34	Roloson-Fleury	18,509
19	11/19 vs. NJD	L, 4-2	9-8-2	St. Louis, Shannon	Clarkson	0-6	6-8	23-24	Brodeur-Roloson	18,894
20	11/22 vs. TOR	L, 7-1	9-9-2	Lecavalier (p)	Connolly	1-5	2-4	28-26	Gustavsson-Roloson	19,204+
21	11/25 @ FLA	W, 2-1*	10-9-2	Lecavalier, Stamkos (p, y)	Stamkos	1-2	4-4	31-24	Garon-Theodore	17,380+
22	11/26 vs. FLA	W, 5-1	11-9-2	St. Louis, Pyatt, Stamkos, Malone, Stamkos	Pyatt	0-2	6-6	34-25	Garon-Markstrom	17,841
23	11/28 @ MIN	L, 3-1	11-10-2	Stamkos Bouchard	Flood	0-2	2-2	33-24	Backstrom-Garon	16,628
24	11/30 @ DET	L, 4-2	11-11-2	St. Louis (p), Stamkos	Holmstrom	1-4	4-5	23-35	Howard-Roloson	20,066+

#	OPPONENT	RESULT	RECORD	SCORERS	W GOAL	PP	PK	SF - SA	W - L GLTNR	ATTEND.
25	12/3 vs. NYR	L, 4-2	11-12-2	Downie, Pyatt	Stepan	0-1	2-2	26-36	Lundqvist-Garon	19,204+
26	12/5 @ OTT	L, 4-2	11-13-2	Gervais, St. Louis	Foligno	0-3	3-3	33-31	Anderson-Roloson	18,742
27	12/6 @ NYI	L, 5-1	11-14-2	St. Louis	Martin	0-3	3-5	24-34	Montoya-Garon	9,486
28	12/8 @ NYR	W, 3-2**	12-14-2	Malone, Moore (s)	Moore (x)	0-4	5-6	31-30	Garon-Lundqvist	18,200+
29	12/10 @ PHI	L, 5-2	12-15-2	Shannon, Lecavalier (p)	Simmonds	1-4	3-5	19-32	Bryzgalov-Garon	19,772+
30	12/12 vs. NJD	L, 5-4	12-16-2	Downie, Jones, Stamkos (p), Stamkos	Henrique	1-5	2-3	36-22	Hedberg-Garon	17,341
31	12/15 vs. CGY	W, 5-4*	13-16-2	Purcell(p), Pyatt, Malone, Thompson, Stamkos (y)	Stamkos	1-1	2-3	34-27	Garon-Kiprusoff	17,241
32	12/17 @ CLB	W, 3-2	14-16-2	Bergeron, Brewer, Stamkos	Stamkos	0-3	4-5	28-28	Garon-Mason	16,108
33	12/21 @ SJS	L, 7-2	14-17-2	Moore, St. Louis	Desjardins	0-5	2-4	24-43	Niemmi-Garon	17,562+
34	12/23 @ COL	L, 2-1*	14-17-3	Kubina	Duchene	0-3	3-3	30-29	Bryzgalov-Garon	16,165
35	12/27 vs. PHI	W, 5-1	15-17-3	Gervais, Stamkos, Downie, Stamkos (p), Lecavalier	Stamkos	1-4	4-4	16-32	Garon-Bryzgalov	19,204+
36	12/29 vs. MTL	W, 4-3	16-17-3	Stamkos, Wyman, Bergeron, Lecavalier	Lecavalier	0-3	2-3	22-34	Garon-Price	19,204+
37	12/31 vs. TOR	W, 5-2	17-17-3	Stamkos, Stamkos, Stamkos (p), Purcell, Downie	Stamkos	1-3	2-4	32-26	Garon-Ward	19,204+
38	1/3 @ CAR	L, 7-3	17-18-3	Lecavalier, Stamkos, Kubina	Boyce	0-5	4-6	24-42	Gustavsson-Garon	19,425+
39	1/5 @ OTT	L, 4-1	17-19-3	Stamkos	Turris	0-3	2-2	36-24	Anderson-Roloson	19,944+
40	1/7 @ MTL	L, 3-1	17-20-3	LecavalierPacioretty	0-1	1-2	24-28	Price-Garon21,273+		
41	1/10 vs. VAN	L, 5-4**	17-19-4	Stamkos, Lecavalier, Downie, Malone	Raymond (x)	0-3	4-4	31-28	Schneider-Roloson	17,630
42	1/12 vs. CAR	L, 5-2	17-21-4	Thompson, Purcell	Harrison	0-2	1-1	36-32	Ward-Garon	16,553
43	1/13 @ WSH	L, 4-3	17-22-4	Pyatt, Stamkos (p), Lecavalier	Brouwer	1-5	2-4	31-20	Vokoun-Roloson	18,506+
44	1/15 vs. PIT	L, 6-3	17-23-4	Gilroy, Malone (p), Purcell	Malkin	1-1	3-5	20-44	Fleury-Garon	19,204+
45	1/17 vs. BOS	W, 5-3	18-23-4	Lecavalier, Pyatt, Malone, Moore, Stamkos	Moore	0-4	3-3	21-29	Garon-Thomas	19,204+
46	1/20 @ DAL	W, 2-1	19-23-4	Purcell, Purcell	Purcell	0-3	4-4	32-28	Garon-Lehtonen	14,836
47	1/21 @ PHI	W, 4-3	20-23-4	Stamkos, Purcell, St. Louis, Downie	Downie	0-2	3-4	21-36	Roloson-Smith	12,714
48	1/24 vs. CLB	W, 4-2	21-23-4	Angelidis, Lecavalier (p), St. Louis, Thompson	St. Louis	1-4	2-2	31-24	Garon-Sanford	16,859
49	1/31 vs. WSH	W, 4-3*	22-23-4	Purcell, St. Louis, Thompson, Stamkos (y)	Stamkos	0-1	3-3	31-30	Garon-Vokoun	17,754
50	2/2 vs. WPG	L, 2-1*	22-23-5	Hedman	Wellwood	0-2	2-2	31-24	Pavelec-Garon	16,923
51	2/4 vs. FLA	W, 6-3	23-23-5	Thompson, Lecavalier, St. Louis, Stamkos, St. Louis, St. Louis (p)	Stamkos	1-3	3-3	34-20	Garon-Clemmensen	19,204+
52	2/7 vs. LAK	L, 3-1	23-24-5	Stamkos	Clifford	0-3	2-2	25-20	Quick-Roloson	16,489
53	2/9 @ NYR	L, 4-3*	23-24-6	Stamkos, Lecavalier, Gervais (p)	Richards	1-2	2-3	17-31	Biron-Garon	18,200+
54	2/11 @ BUF	W, 2-1	24-24-6	Downie, Stamkos	Stamkos	0-3	1-1	28-27	Garon-Miller	18,690+
55	2/12 @ PIT	L, 4-2	24-25-6	Downie, Downie	Letang	0-2	3-4	23-41	Johnson-Garon	18,506+
56	2/14 vs. OTT	L, 4-0	24-26-6	Stamkos	Karlsson	0-2	1-2	28-27	Anderson-Garon	17,488
57	2/16 vs. SJS	W, 6-5*	25-26-6	Stamkos, Purcell (p), Downie, Stamkos, St. Louis, St. Louis (y)	St. Louis	1-1	2-3	25-50	Roloson-Niemmi	16,819
58	2/18 vs. WSH	W, 2-1	26-26-6	Pyatt, Stamkos	Stamkos	0-5	2-2	23-24	Garon-Vokoun	19,204+
59	2/21 vs. ANA	W, 3-2	27-26-6	Stamkos (p), Stamkos, Purcell	Purcell	1-2	2-2	16-30	Garon-Hiller	18,309
60	2/23 @ WPG	L, 4-3	27-27-6	Stamkos (p), Purcell, St. Louis (p)	Byfluglien	2-5	1-3	25-34	Pavelec-Garon	15,004+
61	2/25 @ PIT	L, 8-1	27-28-6	Purcell (p)	Cooke	1-6	0-2	35-34	Fleury-Roloson	18,596+

PLAYERS

POS	#	PLAYER	GP	G	A	P	+/-	PIM	PP	SH	GW	OT	S	S%	TOI/G
C	91	Steven Stamkos	82	45	46	91	3	74	17	0	8	1	272	16.5	20:11
C	4	Vincent Lecavalier	65	25	29	54	-5	43	12	0	5	2	210	11.9	18:27
R	16	Teddy Purcell	81	17	34	51	5	10	3	0	1	0	196	8.7	14:06
L	12	Simon Gagne	63	17	23	40	-12	20	7	0	3	1	154	11.0	16:53
L	6	Ryan Malone	54	14	24	38	-3	51	9	0	1	1	149	9.4	16:01
C	19	Dominic Moore	77	18	14	32	-12	52	6	0	3	0	175	10.3	15:35
R	9	Steve Downie	57	10	22	32	8	171	2	0	1	0	83	12.0	14:31
D	7	Brett Clark	82	9	22	31	2	14	6	0	1	0	87	10.3	18:52
L	10	Sean Bergenheim	80	14	15	29	0	56	2	0	1	0	182	7.7	13:58
D	77	Victor Hedman	79	3	23	26	3	70	0	0	0	0	101	3.0	21:00
C	44	Nate Thompson	79	10	15	25	-6	29	0	1	2	1	123	8.1	15:05
D	13	Pavel Kubina	79	4	19	23	2	62	1	0	2	0	78	5.1	19:13
R	18	Adam Hall	82	7	11	18	-12	32	0	0	1	0	167	4.2	14:50
C	42	Dana Tyrell	78	6	9	15	-5	12	0	0	1	0	73	8.2	12:03
D	8	Randy Jones	61	1	12	13	-4	15	0	0	0	0	52	1.9	17:03
D	39	Mike Lundin	69	1	11	12	-3	12	0	0	0	0	55	1.8	20:24
C	21	Mattias Ritola	31	4	4	8	-5	11	0	0	2	0	42	9.5	10:03
D	47	Marc-Andre Bergeron	23	2	6	8	-10	8	0	0	1	1	37	5.4	14:19
C	5	Mattias Ohlund	72	0	5	5	-7	70	0	0	0	0	39	0.0	18:43
C	49	Blair Jones	18	1	2	3	-2	2	0	0	0	0	20	5.0	8:00
L	24	Johan Harju	10	1	2	3	-2	2	0	0	0	0	14	7.1	8:28
D	2	Eric Brewer	22	1	1	2	5	24	0	0	0	0	24	4.2	21:34
D	48	Michael Vernace	10	0	1	1	-2	2	0	0	0	0	6	0.0	8:42
D	28	Mathieu Roy	4	0	0	0	-2	2	0	0	0	0	1	0.0	4:43
D	32	Matt Smaby	32	0	0	0	2	17	0	0	0	0	9	0.0	6:59
C	43	James Wright	1	0	0	0	-2	0	0	0	0	0	0	0.0	4:36
C	34	Marc-Andre Pouliot	3	0	0	0	-2	0	0	0	0	0	2	0.0	10:46

GOALTENDERS

#	PLAYER	GP	TOI	GAA	W	L	OTL	SA	GA	SV	SV%	SO	G	A	PIM
35	Dwayne Roloson	34	1,992:35	2.56	18	12	4	967	85	882	.912	4	0	1	6
41	Mike Smith	22	1,202:29	2.90	13	6	1	576	58	518	.899	1	0	1	2
30	Cedrick Desjardins	2	120:19	1.00	2	0	0	63	2	61	.968	0	0	0	0

TRADED GOALTENDERS

#	PLAYER	GP	TOI	GAA	W	L	OTL	SA	GA	SV	SV%	SO	G	A	PIM
33	Dan Ellis	31	1,678:42	2.93	13	7	6	741	82	659	.889	2	0	1	0

2010-2011 GAME-BY-GAME RESULTS

#	OPPONENT	RESULT	RECORD	SCORERS	W GOAL	PP	PK	SF-SA	W-LGLTNR	ATTEND.
1	10/9 vs. ATL	W, 5-3	1-0-0	Downie (p), Moore, Lecavalier (p), Stamkos, Stamkos	Stamkos	2-5	5-6	36-30	41-50	19,791+
2	10/13 @ MTL	W, 4-3*	2-0-0	Clark (p), St. Louis, Stamkos (p), Malone (y)	Malone	2-6	3-3	48-27	41-31	21,273
3	10/14 @ PHI	W, 3-2	3-0-0	Stamkos, Moore, Kubina	Kubina	0-6	4-4	24-26	33-33	19,592
4	10/16 @ FLA	L, 0-6	3-1-0	Stilman	-----	0-2	3-4	29-38	29-33	17,040
5	10/18 vs. DAL	W, 5-4	4-1-0	Downie (p), Stamkos (p), Bergenheim, Moore (p), Moore (p)	Moore	4-5	5-5	44-19	41-32	13,277
6	10/21 vs. NYI	L, 2-3*	4-1-1	Bergenheim, St. Louis	Moulson	0-4	4-5	30-25	39-33	13,333
7	10/22 @ ATL	W, 5-2	5-1-1	Clark (p), Lecavalier, Stamkos (p), Stamkos, Stamkos	Stamkos	2-6	7-8	33-30	41-50	9,138
8	10/24 vs. NSH	L, 3-4	5-2-1	Bergenheim, St. Louis, Hall	Wilson	0-4	1-1	45-26	33-39	14,454
9	10/27 vs. PIT	W, 5-3	6-2-1	Tyrell, Purcell, Lecavalier (p), St. Louis, St. Louis	St. Louis	1-7	5-5	31-31	33-29	17,266
10	10/30 @ PHX	W, 3-0	7-2-1	Ritola, Hall, Stamkos	Ritola	0-1	2-2	23-23	33-30	8,171
11	11/3 @ ANA	L, 2-3*	7-2-2	B. Jones, Stamkos (p)	Getzlaf	1-4	4-5	34-30	1-33	13,034
12	11/4 @ LAK	L, 0-1	7-3-2	-----	Williams	0-3	4-4	24-26	32-41	18,118
13	11/6 @ SIS	L, 2-5	7-4-2	St. Louis, Stamkos (p)	Heatley	1-4	6-7	35-39	30-41	17,562
14	11/9 vs. TOR	W, 4-0	8-4-2	Stamkos (p), Thompson, Stamkos, Moore	Stamkos	1-2	5-5	25-28	33-35	16,791
15	11/11 @ WAS	L, 3-6	8-5-2	Purcell, Malone (p), Stamkos	Semin	1-4	0-1	41-26	30-33	18,398
16	11/12 @ PIT	L, 1-5	8-6-2	Stamkos (p)	Goligoski	1-8	4-4	16-20	29-41	18,275
17	11/14 vs. MIN	L, 1-4	8-7-2	St. Louis (p)	Madden	1-3	1-3	38-18	32-33	14,868
18	11/17 @ NYI	W, 4-2	9-7-2	Stamkos (p), Clark (p), St. Louis, Thompson	St. Louis	2-4	4-4	40-36	33-30	8,025
19	11/18 @ PHI	W, 8-7	10-7-2	Stamkos (p), Hall, Malone (p), Clark, Stamkos, Downie, Stamkos (p), Thompson	Thompson	3-9	4-4	33-32	41-33	19,672
20	11/20 @ BUF	W, 2-1	11-7-2	Purcell, Hall	Hall	0-3	2-2	22-30	41-40	17,833
21	11/22 vs. BOS	W, 3-1	12-7-2	Tyrell, Stamkos, Purcell	Stamkos	0-3	2-2	36-27	41-40	16,241

#	OPPONENT	RESULT	RECORD	SCORERS	W GOAL	PP	PK	SF-SA	W-LGLTNR	ATTEND.
22	11/24 vs. NYI	W, 5-3	13-7-2	Malone (p), Malone (p), Stamkos, Clark (p), Hedman	Clark	3-6	3-4	34-20	41-30	17,806
23	11/26 @ WAS	L, 0-6	13-8-2	-----	Carlson	0-5	2-4	17-29	1-41	18,398
24	11/27 vs. FLA	L, 3-4**	13-8-3	Purcell (p), Tyrell, Bergenheim	Weiss	1-7	4-4	37-27	29-33	15,854
25	11/30 @ TOR	W, 4-3*	14-8-3	Malone (p), St. Louis, St. Louis, Gagne (y)	Gagne	1-5	3-4	39-25	33-50	19,063
26	12/2 @ BOS	L, 1-8	14-9-3	Hedman	Seidenberg	0-1	3-4	38-32	30-41	17,565
27	12/4 vs. COL	W, 6-5	15-9-3	Thompson, St. Louis, Ritola, Gagne (p), Malone (p), Bergenheim	Bergenheim	2-6	3-4	39-24	33-31	18,212
28	12/7 @ CGY	L, 2-4	15-10-3	Harju, Malone	Bourque	0-2	3-4	24-19	34-33	19,289
29	12/10 @ EDM	L, 3-4**	15-10-4	Jones, Malone (p), Stamkos	Eberle	1-5	1-3	41-23	35-33	16,839
30	12/11 @ VAN	W, 5-4*	16-10-4	Thompson, Clark (p), Stamkos, Purcell, Stamkos (p, y)	Stamkos	2-3	2-4	23-27	33-35	18,860
31	12/15 vs. BUF	W, 2-1**	17-10-4	Bergenheim, Hedman (x)	Hedman	0-2	5-5	31-28	41-31	14,441
32	12/18 vs. ATL	W, 3-1	18-10-4	Gagne (p), Stamkos, St. Louis	Stamkos	1-4	5-5	37-23	41-30	17,141
33	12/20 vs. CAR	W, 5-1	19-10-4	Moore, St. Louis, Clark, Stamkos (p), Bergenheim (p)	St. Louis	2-3	4-5	34-22	33-60	17,210
34	12/22 @ NYI	L, 1-2*	19-10-5	Malone (p)	Tavares	1-6	2-2	35-28	30-33	7,324
35	12/23 @ NYR	W, 4-3**	20-10-5	St. Louis, Stamkos, Lecavalier, Malone (x)	Malone	0-1	1-1	24-37	33-30	18,200
36	12/26 @ ATL	W, 3-2*	21-10-5	Stamkos, Lecavalier, Lecavalier (p, y)	Lecavalier	1-6	2-2	34-28	33-31	14,610
37	12/28 vs. BOS	L, 3-4	21-11-5	Stamkos (p), Lecavalier, St. Louis	Recci	1-5	4-6	34-29	30-33	20,204+
38	12/30 vs. MTL	W, 4-1	22-11-5	St. Louis (p), Kubina, Stamkos (EV-PS), Stamkos	Kubina	1-6	5-5	23-28	30-31	20,191+
39	1/1 vs. NYR	W, 2-1*	23-11-5	Tyrell, Thompson (y)	Thompson	0-3	2-2	33-35	30-30	18,242
40	1/4 @ WAS	W, 1-0*	24-11-5	St. Louis (y)	St. Louis	0-3	3-3	38-34	35-1	18,398
41	1/5 @ PIT	L, 1-8	24-12-5	Hall	Conner	0-2	2-4	32-41	29-35	18,261
42	1/8 @ OTT	W, 2-1	25-12-5	Hall, St. Louis	St. Louis	0-5	3-3	27-32	35-30	19,698
43	1/9 @ NJD	L, 3-6	25-13-5	Purcell, Malone (p), Moore	Zubrus	1-4	3-4	36-26	30-33	16,197
44	1/12 vs. WSH	W, 3-0	26-13-5	Moore, Bergenheim, Gagne	Moore	0-6	2-2	38-23	35-1	18,135
45	1/14 vs. NJD	L, 2-5	26-14-5	Stamkos (p), St. Louis	Elias	1-3	1-1	32-25	30-35	18,736
46	1/15 @ CAR	L, 4-6	26-15-5	Stamkos, Lecavalier, Gagne, Gagne	Staal	0-5	2-6	34-31	30-35	18,680
47	1/18 vs. CBJ	W, 3-2**	27-15-5	Stamkos, Stamkos (p), Malone (x)	Malone	1-4	4-4	22-30	35-32	13,291
48	1/20 @ ATL	W, 3-2**	28-15-5	Stamkos, Stamkos, Moore (x)	Moore	0-2	1-2	31-29	35-31	12,314
49	1/21 @ FLA	W, 2-1**	29-15-5	Downie, Moore (x)	Moore	0-1	7-7	21-30	33-29	17,328
50	1/23 vs. ATL	W, 7-1	30-15-5	Thompson (s), Tyrell, Stamkos, St. Louis, Gagne, Kubina, Gagne (p)	Tyrell	1-2	2-2	39-22	35-31	13,916
51	1/25 vs. TOR	W, 2-0	31-15-5	Gagne, Purcell (p)	Gagne	1-5	2-2	31-26	35-34	14,335
52	2/1 vs. PHI	W, 4-0	32-15-5	Purcell, Purcell, Downie, Stamkos	Purcell	0-2	4-4	22-38	35-35	16,635
53	2/4 vs. WSH	L, 2-5	32-16-5	Purcell, Clark (p)	Ovechkin	1-4	3-4	25-36	1-35	20,216+
54	2/6 vs. STL	W, 4-3*	33-16-5	Stamkos, Moore, Downie, Lecavalier (p, y)	Lecavalier	1-5	3-4	40-32	33-29	14,896
55	2/8 vs. BUF	L, 4-7	33-17-5	Bergenheim, Lecavalier, Bergenheim, Lecavalier (p)	Vanek	1-5	4-5	34-28	30-35	14,444
56	2/12 vs. CAR	W, 4-3*	34-17-5	Downie, Lecavalier (p), Bergenheim, Bergeron (y)	Bergeron	1-5	6-7	41-34	35-30	19,910+
57	2/15 vs. PHI	L, 3-4**	34-17-6	Moore, Lecavalier (p), Purcell	Timonen	1-4	2-3	27-29	33-35	16,950
58	2/17 vs. DET	L, 2-6	34-18-6	Hedman, Downie	Kronwall	0-5	1-3	40-31	35-35	20,849+
59	2/19 vs. FLA	L, 2-3**	34-18-7	Bergeron, Bergenheim	Santorelli	0-6	1-3	36-26	30-33	18,710
60	2/23 vs. PHX	W, 8-3	35-18-7	Purcell, St. Louis, St. Louis (p), Stamkos (p), Lecavalier (p), Purcell, Purcell, Hall	Stamkos	3-4	2-2	39-28	35-1	15,104
61	2/25 vs. NJD	W, 2-1	36-18-7	St. Louis, Gagne	Gagne	0-2	1-1	30-20	35-1	19,563
62	2/27 @ NYR	W, 2-1	37-18-7	St. Louis, Lecavalier (p)	Lecavalier	1-6	4-4	19-23	35-30	18,200
63	3/2 @ NJD	L, 1-2	37-19-7	Moore (p)	Kovalchuk	1-2	2-2	16-27	30-35	12,857
64	3/3 @ BOS	L, 1-2	37-20-7	Brewer	Lucic	0-4	3-3	28-28	30-41	17,565
65	3/5 vs. MTL	L, 2-4	37-21-7	St. Louis, Gagne, Moore (p), Gagne	Pacioretty	1-6	1-3	45-23	31-35	20,274+
66	3/7 vs. WSH	L, 1-2**	37-21-8	Bergenheim (p)	Ovechkin	1-4	3-3	28-30	70-35	16,835
67	3/9 vs. CHI	W, 4-3**	38-21-8	Stamkos, St. Louis, Purcell, St. Louis (x)	St. Louis	0-2	1-1	30		

PLAYERS

POS	#	PLAYER	GP	G	A	P	+/-	PIM	PP	SH	GW	OT	S	S%	TOI/G
C	91	Steven Stamkos	82	51	44	95	-2	38	24	1	5	1	297	17.2	20:33
R	26	Martin St. Louis	82	29	65	94	-8	12	7	1	7	2	242	12.0	21:48
C	4	Vincent Lecavalier	82	24	46	70	-16	63	5	0	3	0	295	8.1	19:47
L	12	Ryan Malone	69	21	26	47	-8	68	7	0	7	1	172	12.2	18:45
R	9	Steve Downie	79	22	24	46	14	208	7	0	1	0	116	19.0	14:42
D	6	Kurtis Foster	71	8	34	42	-5	48	3	0	1	0	165	4.8	17:11
L	13	Alex Tanguay	80	10	27	37	-2	32	3	0	2	0	91	11.0	15:47
D	77	Victor Hedman	74	4	16	20	-3	79	0	0	0	0	90	4.4	20:50
D	14	Andrej Meszaros	81	6	11	17	-14	50	2	0	1	1	145	4.1	20:10
R	27	Brandon Bochenski	28	4	9	13	-1	2	1	0	0	0	43	9.3	12:16
D	39	Mike Lundin	49	3	10	13	-4	18	0	0	0	0	42	7.1	21:56
D	5	Mattias Ohlund	67	0	13	13	-8	59	0	0	0	0	71	0.0	22:49
L	19	Stephane Veilleux	77	3	6	9	-14	48	0	0	0	0	94	3.2	12:17
R	16	Teddy Purcell	19	3	6	9	-8	6	1	0	0	0	46	6.5	16:05
C	38	Paul Szczechura	52	5	2	7	-15	18	1	0	1	0	83	6.0	13:05
L	17	Todd Fedoruk	50	3	3	6	-12	54	0	0	0	0	22	13.6	7:31
C	28	Zenon Konopka	74	2	3	5	-11	265	0	0	1	0	41	4.9	8:08
D	8	Matt Walker	66	2	3	5	-11	90	0	0	0	0	54	3.7	16:09
C	43	James Wright	48	2	3	5	-9	18	0	0	0	0	25	8.0	11:38
C	44	Nate Thompson	32	1	3	4	-3	17	0	0	0	0	44	2.3	13:57
D	21	David Hale	39	0	4	4	-2	25	0	0	0	0	25	0.0	14:03
D	54	Paul Ranger	8	1	1	2	-2	6	0	0	0	0	11	9.1	20:19
D	32	Matt Smaby	33	0	2	2	-4	27	0	0	0	0	17	0.0	13:28
R	37	Mark Parrish	16	0	2	2	-5	4	0	0	0	0	10	0.0	15:10
C	49	Blair Jones	14	0	0	0	-5	10	0	0	0	0	26	0.0	12:50
D	56	Vladimir Mihalik	4	0	0	0	-4	2	0	0	0	0	1	0.0	11:32
D	58	Scott Jackson	1	0	0	0	0	0	0	0	0	0	0	0.0	13:44

TRADED PLAYERS

POS	#	PLAYER	GP	G	A	P	+/-	PIM	PP	SH	GW	OT	S	S%	TOI/G
C	11	Jeff Halpern	55	9	8	17	-13	27	2	0	1	0	65	13.8	15:38
D	2	Lukas Krajcek	23	0	1	1	-4	21	0	0	0	0	17	0.0	17:31
L	16	Drew Miller	14	0	0	0	-3	2	0	0	0	0	10	0.0	12:13

GOALTENDERS

#	PLAYER	GP	TOI	GAA	W	L	OTL	SA	GA	SV	SV%	SO	G	A	PIM
30	Antero Niittymaki	49	2657:11	2.87	21	18	5	1388	127	1261	.909	1	0	1	0
41	Mike Smith	42	2272:33	3.09	13	18	7	1165	117	1048	.900	2	0	0	14
40	Dustin Tokarski	2	44:21	4.09	0	0	0	16	3	13	.813	0	0	0	0

2009-2010 GAME-BY-GAME RESULTS

#	OPPONENT	RESULT	RECORD	SCORERS	W GOAL	PP	PK	SF-SA	W-LGLTNDR	ATTEND.
1	10/3 @ ATL	L, 3-6	0-1-0	St. Louis, St. Louis (p), Meszaros	Peverley	1-3	2-3	39-28	31-41	18,545
2	10/6 @ CAR	L, 1-2**	0-1-1	Malone (p)	Samsonov	1-8	4-5	30-28	30-41	16,186
3	10/8 vs. NJD	L, 3-4**	0-1-2	Stamkos, Stamkos (p), Fedoruk	Parise	1-4	1-2	44-34	30-41	17,454
4	10/10 vs. CAR	W, 5-2	1-1-2	Ranger, Malone, Malone, Downie (p), Malone	Malone	1-6	3-5	39-26	30-30	14,212
5	10/12 vs. FLA	W, 3-2	2-1-2	Stamkos (p), St. Louis (p), Malone	Malone	2-6	4-5	31-33	30-29	14,126
6	10/15 @ OTT	L, 1-7	2-2-2	Malone	Michalek	0-6	5-6	17-35	33-41	17,732
7	10/17 @ PIT	L, 1-4	2-3-2	Stamkos (p)	Gonchar	1-7	6-7	23-33	29-30	17,132
8	10/22 vs. SJS	W, 5-2	3-3-2	Wright, Malone, Stamkos, Meszaros, Stamkos	Malone	0-1	2-3	25-34	41-20	13,343
9	10/24 vs. BUF	L, 2-3**	3-3-3	Lecavalier, Stamkos	Myers	0-2	3-3	26-32	30-41	15,804
10	10/29 vs. OTT	W, 5-2	4-3-3	Stamkos (p), Fedoruk, Malone, Stamkos (p), Tanguay	Malone	2-6	3-3	27-23	41-30	13,213
11	10/31 vs. NJD	L, 1-2**	4-3-4	Stamkos	Clarkson	0-3	4-4	19-38	30-30	12,154
12	11/2 @ PHI	L, 2-6	4-4-4	Stamkos, Halpern	Carter	0-2	2-4	28-31	29-41	18,667
13	11/3 @ TOR	W, 2-1*	5-4-4	Lecavalier, Malone (y)	Malone	0-4	7-8	32-41	30-50	19,301
14	11/5 @ OTT	L, 2-3*	5-4-5	Tanguay (p), Stamkos (p)	Spezza	2-7	4-6	20-29	33-30	17,511
15	11/7 @ MTL	L, 2-3**	6-4-5	Malone (p), Tanguay, Wright	Tanguay	1-3	0-1	21-37	30-31	21,273
16	11/12 vs. MIN	W, 4-3**	7-4-5	Stamkos (s), Downie, Malone (p), Lecavalier (x)	Lecavalier	1-4	3-4	22-34	30-32	14,530
17	11/14 vs. LAK	L, 1-2**	7-4-6	Malone	Kopitar	0-5	3-4	29-30	32-30	16,612

#	OPPONENT	RESULT	RECORD	SCORERS	W GOAL	PP	PK	SF-SA	W-LGLTNDR	ATTEND.
18	11/16 @ PHX	W, 4-1	8-4-6	Lecavalier, Tanguay (p), St. Louis, Lecavalier	Tanguay	1-6	2-2	19-31	41-1	9,503
19	11/19 @ ANA	L, 3-4*	8-4-7	Halpern, Stamkos, Malone (p)	Niedermayer	1-4	4-7	24-27	1-41	14,555
20	11/21 @ CAR	L, 1-3	8-5-7	St. Louis (p)	Jokinen	1-4	4-5	21-27	34-41	13,224
21	11/22 @ ATL	W, 4-3*	9-5-7	Veilleux, Malone, Foster (p), Stamkos (y)	Stamkos	1-5	3-3	40-31	30-31	13,342
22	11/25 vs. TOR	L, 3-4	9-6-7	Meszaros (p), Lecavalier, Malone	Stajan	1-3	3-3	31-35	50-30	15,333
23	11/27 vs. NYR	W, 5-1	10-6-7	Stamkos, Foster (p), Downie (p), Szczechura, Foster	Foster	2-2	2-2	31-27	41-30	17,608
24	11/28 @ DAL	L, 3-4*	10-6-8	Szczechura, Stamkos (p), Halpern	Wandell	1-3	3-6	28-38	31-41	17,334
25	11/30 vs. COL	L, 0-3	10-7-8	-----	Duchene	0-7	4-5	33-29	41-30	12,214
26	12/2 @ BOS	L, 1-4	10-8-8	Halpern	Bergeron	0-6	2-3	40-39	30-41	16,553
27	12/4 @ NJD	L, 2-3	10-9-8	Lecavalier, Downie (p)	Langenbrunner	1-4	2-4	24-19	30-30	15,336
28	12/5 vs. NYI	W, 4-0	11-9-8	Malone, Downie (p), Halpern (p), Hedman	Malone	2-3	6-6	25-30	41-30	13,577
29	12/7 vs. WSH	L, 0-3	11-10-8	-----	Ovechkin	0-3	4-5	26-34	1-41	12,400
30	12/9 vs. EDM	L, 2-3	11-11-8	St. Louis, Hedman	Stortini	0-4	4-4	34-32	38-41	13,477
31	12/11 @ COL	L, 1-2**	11-11-9	Downie	Wolski	0-1	3-3	22-34	41-30	12,188
32	12/13 @ CHI	L, 0-4	11-12-9	-----	Kane	0-5	7-7	18-29	31-30	21,081
33	12/15 @ NSH	L, 4-7	11-13-9	Stamkos, Lecavalier (p), Foster (p), Lecavalier	Jones	2-4	2-2	34-27	35-41	15,084
34	12/17 @ DET	L, 0-3	11-14-9	-----	Miller	0-5	2-2	30-22	35-41	19,474
35	12/18 @ STL	W, 6-3	12-14-9	St. Louis, Stamkos, Foster Halpern, Halpern, Stamkos	Stamkos	0-4	3-5	24-26	30-50	19,150
36	12/21 vs. NYI	W, 4-2	13-14-9	Stamkos, Lecavalier, Malone (p), Malone (p)	Malone	2-4	5-6	28-38	41-30	10,864
37	12/23 vs. PHI	L, 2-5	13-15-9	Konopka, Hedman	Betts	0-3	2-3	33-36	49-41	16,177
38	12/26 vs. ATL	W, 4-3	14-15-9	Downie, Lundin, Tanguay, Malone	Tanguay	0-1	3-3	34-27	41-31	15,437
39	12/28 vs. BOS	W, 2-1	15-15-9	Tanguay, St. Louis (p)	St. Louis	1-5	3-3	39-32	41-30	16,926
40	12/30 vs. MTL	L, 1-2*	15-15-10	Foster	Plekaneec	0-2	3-3	35-35	31-41	18,441+
41	1/2 vs. PIT	W, 3-1	16-15-10	St. Louis, Konopka, Downie	Konopka	0-4	4-4	37-26	41-29	20,109+
42	1/6 @ BUF	L, 3-5	16-16-10	St. Louis, Hedman, Lecavalier	Stafford	0-3	2-3	39-35	30-41	18,690
43	1/8 @ NJD	W, 4-2	17-16-10	Downie (p), Bochenski (p), Stamkos, Stamkos	Stamkos	2-5	4-4	14-35	41-30	15,129
44	1/9 @ PHI	L, 1-4	17-17-10	St. Louis	Hartnell	0-5	4-5	18-31	49-30	19,678
45	1/12 vs. WSH	W, 7-4	18-17-10	Lecavalier, Stamkos (p), Stamkos (p), Veilleux, St. Louis (p), Foster, Halpern (p)	St. Louis	4-7	2-4	36-36	30-60	13,891
46	1/14 vs. FLA	L, 2-3	18-18-10	Halpern, Downie	Olesz	0-1	2-2	30-29	29-30	13,516
47	1/16 @ FLA	L, 2-5	18-19-10	Tanguay, Meszaros (p)	Allen	1-4	1-3	49-23	29-30	15,971
48	1/18 @ CAR	W, 3-2	19-19-10	Malone, Lecavalier (p), Downie	Downie	1-2	4-4	32-22	30-30	16,031
49	1/19 @ NYR	L, 2-8	19-20-10	Lecavalier, Tanguay (p)	Drury	1-5	2-4	23-31	30-30	18,200
50	1/21 vs. TOR	W, 3-2*	20-20-10	Stamkos, Malone (p), St. Louis (p, y)	St. Louis	2-7	4-6	32-22	30-50	13,691
51	1/23 vs. ATL	W, 2-1**	21-20-10	Stamkos (p), Halpern (x)	Halpern	1-4	6-6	26-38	30-31	16,212
52	1/27 vs. MTL	W, 3-0	22-20-10	St. Louis, Lecavalier, Stamkos (p)	St. Louis	1-3	3-3	30-33	30-31	14,404
53	1/29 vs. ANA	L, 1-2**	22-20-11	St. Louis	Wisniewski	0-2	1-2	31-32	1-30	15,230
54	1/31 @ WSH	L, 2-3	22-21-11	St. Louis, Stamkos (p)	Ovechkin	1-2	2-3	27-31	60-41	18,277
55	2/2 @ ATL	W, 2-1	23-21-11	Veilleux, St. Louis	St. Louis	0-3	3-3	24-27	30-31	11,390
56	2/4 vs. NYI	W, 5-2	24-21-11	Stamkos (p), St. Louis, Lecavalier, Stamkos, Tanguay	Lecavalier	1-3	4-4	31-36	30-30	13,891
57	2/6 vs. CGY	W, 2-1*	25-21-11	Stamkos, Meszaros (y)	Meszaros	0-5	3-4	23-26	30-34	15,859
58	2/9 vs. VAN	W, 3-1	26-21-11	Stamkos (p), St. Louis (s), St. Louis	St. Louis	1-5	4-5	19-40	30-1	14,226
59	2/11 vs. BOS	L, 4-5	26-22-11	St. Louis, St. Louis (p), Downie, Downie	Lucic	1-5	2-3	35-36	40-41	15,826
60	2/13 @ NYI	L, 4-5	26-23-11	Stamkos, Lundin, Thompson, Downie	Park	0-5	4-4	42-33	43-30	12,337
61	2/14 @ NYR	L, 2-5	26-24-11	Stamkos (p), Downie,	Christensen	1-3	4-4	29-23	30-41	18,200
62	3/2 vs. PHI	L, 2-7	26-25-11	Stamkos, Stamkos	Gagne	0-7	6-9	38-34	49-30	17,812
63	3/4 @ WSH	L, 4-5	26-26-11	Downie (p), Lecavalier (p), Lecavalier, Stamkos	S. Walker	2-5	3-3	29-34	1-41	18,277
64	3/6 vs. ATL	W, 6-2	27-26-11	St. Louis, Stamkos (p), Szczechura, Purcell (EV-PS), Lecavalier, Stamkos	Szczechura	1-4	5-5	30-31	30-1	19,926
65	3/9 @ MTL	L, 3-5	27-27-11	Stamkos (p), Walker, St. Louis	Darche	1-4	1-2	31-28	41-30	

2008-2009 STATS

2008-2009 INDIVIDUAL SCORING (24-40-18, 66 pts., 5th Southeast Division)

PLAYERS

POS	#	PLAYER	GP	G	A	P	+/-	PIM	PP	SH	GW	OT	S	S%	TOI/G
R	26	Martin St. Louis	82	30	40	80	4	14	7	2	3	1	262	11.5	21:17
C	4	Vincent Lecavalier	77	29	38	67	-9	54	10	1	6	1	291	10	20:15
C	91	Steven Stamkos	79	23	23	46	-13	39	9	0	1	0	181	12.7	14:56
L	12	Ryan Malone	70	26	19	45	4	98	7	0	3	0	124	21	17:45
C	20	Vaclav Prospal	82	19	26	45	-20	52	7	0	2	0	194	9.8	17:40
D	2	Lukas Krajicek	71	2	17	19	-8	48	0	0	0	0	66	3	19:37
C	11	Jeff Halpern	52	7	9	16	-13	32	1	1	1	0	60	11.7	12:01
R	76	Evgeny Artyukhin	73	6	10	16	1	151	1	0	0	0	100	6	10:40
D	21	Cory Murphy	32	5	11	16	-4	14	4	0	0	0	55	9.1	17:57
D	14	Andrej Meszaros	52	2	14	16	-4	36	1	0	1	0	87	2.3	24:10
L	24	Matt Pettinger	59	8	7	15	-14	24	2	0	1	0	82	9.8	12:18
D	54	Paul Ranger	42	2	11	13	-5	56	0	0	0	0	29	2.9	24:30
R	18	Adam Hall	74	5	5	10	-9	29	1	0	0	0	90	5.6	11:11
C	38	Paul Szczechura	31	4	5	9	-1	12	1	0	0	0	51	7.8	13:33
D	6	Josef Melichar	39	0	9	9	0	37	0	0	0	0	19	0	13:46
D	55	Matt Lashoff	28	0	8	8	-6	20	0	0	0	0	25	0	17:40
L	10	Gary Roberts	30	4	3	7	-11	27	2	0	1	0	32	12.5	11:38
R	9	Steve Downie	29	3	3	6	-2	65	0	0	1	0	26	11.5	8:25
R	17	Radim Vrbata	18	3	3	6	-1	8	1	0	0	0	41	7.3	14:13
C	34	Ryan Craig	54	2	4	6	-7	60	0	0	0	0	64	3.1	10:16
R	44	Martins Karsums	24	1	5	6	-8	6	0	0	0	0	28	3.6	11:11
D	22	Marek Malik	42	0	5	5	-3	36	0	0	0	0	22	0	19:09
D	32	Matt Smaby	43	0	4	4	-11	50	0	0	0	0	28	0	19:05
D	29	Janne Niskala	6	1	2	3	0	6	1	0	0	0	10	10	13:42
D	50	Richard Petiot	11	0	3	3	5	21	0	0	0	0	10	0	20:36
D	56	Vladimir Mihalik	11	0	3	3	-3	6	0	0	0	0	7	0	13:23
D	7	Noah Welch	40	1	1	2	-9	25	0	0	0	0	22	4.5	10:56
L	33	David Koci	37	1	1	2	1	141	0	0	0	0	13	7.7	5:57
D	39	Mike Lundin	25	0	2	2	-4	4	0	0	0	0	8	0	16:38
C	28	Zenon Konopka	7	0	1	1	-1	29	0	0	0	0	6	0	7:00
R	27	Brandon Bochenski	7	0	1	1	-3	2	0	0	0	0	11	0	10:47
D	52	Radek Smolenak	6	0	1	1	1	10	0	0	0	0	14	0	8:20
L	51	Kevin Quick	6	0	1	1	0	0	0	0	0	0	7	0	13:23
D	3	Ty Wishgart	5	0	1	1	0	0	0	0	0	0	2	0	10:07
R	53	Brandon Segal	2	0	0	0	0	0	0	0	0	0	2	0	13:47
R	16	Jason Ward	1	0	0	0	0	2	0	0	0	0	1	0	9:31
R	71	Geoff Kinrade	1	0	0	0	-1	0	0	0	0	0	1	0	17:32

TRADED PLAYERS

POS	#	PLAYER	GP	G	A	P	+/-	PIM	PP	SH	GW	OT	S	S%	TOI/G
D	5	Matt Carle	12	1	1	2	1	6	0	0	0	0	13	7.7	21:57
D	44	Steve Eminger	50	4	19	23	-4	36	2	0	0	0	63	6.3	23:33
C	77	Chris Gratton	18	0	2	2	-3	10	0	0	0	0	16	0.0	10:47
D	6	Andrew Hutchinson	2	0	0	0	-5	0	0	0	0	0	2	0.0	14:43
L	36	Jussi Jokinen	46	6	10	16	-8	16	2	0	0	0	64	9.4	15:38
D	55	Shane O'Brien	1	0	0	0	-1	0	0	0	0	0	0	0.0	14:04
R	8	Mark Recchi	62	13	32	45	-15	20	2	0	1	0	97	13.4	16:53

GOALTENDERS

#	PLAYER	GP	TOI	GAA	W	L	OTL	SA	GA	SV	SV%	SO	G	A	PIM
41	Mike Smith	41	2471:21	2.62	14	18	9	1282	198	1174	.916	2	0	1	23
30	Mike McKenna	15	775:51	3.56	4	8	1	406	46	360	.887	1	0	1	0
31	Karri Ramo	24	1311:54	3.66	4	10	7	756	80	676	.894	0	0	1	2
35	Riku Helenius	1	6:52	0	0	0	0	2	1	0	0	0	0	0	0

TRADED GOALTENDERS

#	PLAYER	GP	TOI	GAA	W	L	OTL	SA	GA	SV	SV%	SO	G	A	PIM
37	Olaf Kolzig	8	410:03	3.66	2	4	1	245	25	220	.898	0	0	0	0

2008-2009 GAME-BY-GAME RESULTS

#	OPPONENT	RESULT	RECORD	SCORERS	W GOAL	PP	PK	SF-SA	W-L GLTNR	ATTEND.
1	10/4 vs. NYR	L, 1-2	0-1-0	St. Louis	17	0-4	6-7	21-41	30-41	17,085
2	10/5 @ NYR	L, 1-2	0-2-0	Hall	19	1-4	5-5	19-39	30-37	17,085
3	10/11 vs. CAR	L, 3-4*	0-2-1	Recchi, Niskala (p), Lecavalier (p)	12	2-7	7-9	29-46	49-41	18,552
4	10/16 vs. NYI	L, 3-4*	0-2-2	Lecavalier, Prospal (p), Malone	7	1-7	8-0	36-36	35-37	14,420
5	10/18 vs. MIN	L, 0-1**	0-2-3	-----	20	0-3	6-6	32-21	32-41	15,191
6	10/21 vs. ATL	W, 3-2*	1-2-3	Recchi, Prospal, Lecavalier (p)	4	1-5	3-3	38-33	41-32	13,922
7	10/25 vs. SJS	L, 0-3	1-3-3	-----	11	0-2	5-6	45-22	33-41	16,831
8	10/28 @ TOR	W, 3-2	2-3-3	Jokinen, Lecavalier, Lecavalier (p)	4	1-5	4-6	25-39	41-35	19,348

#	OPPONENT	RESULT	RECORD	SCORERS	W GOAL	PP	PK	SF-SA	W-L GLTNR	ATTEND.
9	10/30 @ BUF	W, 5-2	3-3-3	Stamkos (p), Jokinen, Malone, Ranger, Stamkos	12	1-3	4-5	40-31	37-30	18,690
10	11/01 vs. OTT	W, 3-2**	4-3-3	Lecavalier, Carle, Artyukhin (x)	76	0-4	2-3	34-31	41-31	16,104
11	11/05 @ NJD	L, 3-4**	4-3-4	Jokinen, Jokinen (p), St. Louis (p)	15	2-3	1-2	27-38	1-41	11,619
12	11/06 @ NYR	L, 2-5	4-4-4	St. Louis, Malone (p)	23	1-3	5-8	38-35	30-41	18,200
13	11/08 @ PHI	W, 2-1	5-4-4	Jokinen (p), Prospal	20	0-5	4-5	22-36	41-43	19,412
14	11/10 @ WSH	L, 2-4	5-5-4	Roberts (p), Roberts (p)	16	2-5	3-3	36-30	1-37	17,932
15	11/12 @ FLA	L, 0-4	5-6-4	-----	24	0-5	4-6	24-31	31-41	12,104
16	11/13 vs. DET	L, 3-4	5-7-4	Recchi, Jokinen (p), Pettinger	40	1-4	3-5	18-39	30-37	20,544+
17	11/16 @ CAR	L, 2-3**	5-7-5	St. Louis, Lecavalier (p)	15	1-5	5-5	28-30	30-41	13,781
18	11/18 vs. FLA	L, 3-4**	5-7-6	Vrbata, Artyukhin, Eminger	16	0-2	3-5	52-36	29-41	16,176
19	11/21 vs. NSH	W, 4-1	6-7-6	Lecavalier (p), Lecavalier, Recchi, Prospal	4	1-6	7-7	24-35	41-39	16,444
20	11/23 vs. NYR	L, 3-7	6-8-6	Vrbata, St. Louis, Malone (EV-PS)	14	0-4	2-2	29-45	35-37	14,222
21	11/26 vs. NJD	L, 2-3**	6-8-7	Malone (p), Recchi	91	1-6	5-6	29-35	30-41	16,991
22	11/28 @ MIN	L, 2-4	6-9-7	Vrbata (p), Malone	9	1-5	3-3	37-33	32-41	18,568
23	11/29 @ COL	L, 3-4	6-10-7	Lecavalier, Malone (p), Stamkos (p)	54	2-6	3-4	20-31	1-41	18,007
24	12/02 @ PHI	L, 3-4*	6-10-8	Recchi (p), Prospal (p), Downie	18	2-6	2-5	38-32	43-41	19,227
25	12/04 vs. BOS	L, 1-3	6-11-8	St. Louis	46	0-3	1-1	31-26	30-41	15,598
26	12/06 vs. BOS	L, 3-4	6-12-8	St. Louis, Ranger, Prospal	27	0-6	6-6	23-27	30-41	17,154
27	12/08 @ BOS	L, 3-5	6-13-8	Hall, Lecavalier, Szczechura	33	0-4	4-6	29-24	30-41	16,973
28	12/10 @ BUF	L, 2-4	6-14-8	St. Louis, Recchi	9	0-4	4-6	28-37	30-41	18,431
29	12/11 @ MTL	W, 3-1	7-14-8	St. Louis, Lecavalier, St. Louis (s)	4	0-4	5-6	22-32	37-41	21,273
30	12/13 @ OTT	L, 0-2	7-15-8	-----	45	0-5	7-8	24-33	29-41	18,446
31	12/18 vs. OTL	L, 1-2**	7-15-9	Halpern	23	0-1	5-5	38-35	1-41	16,333
32	12/20 @ COL	L, 3-4	7-16-9	St. Louis (p), Hall, St. Louis (p)	42	2-6	3-4	39-30	32-41	14,395
33	12/23 @ PIT	W, 2-0	8-16-9	Pettinger, Szczechura (p)	24	1-3	3-3	29-15	41-29	17,064
34	12/26 @ FLA	W, 4-3**	9-16-9	Eminger, Recchi, Artyukhin, Malone (x)	12	0-5	4-5	35-28	41-31	16,961
35	12/27 vs. FLA	W, 6-4	10-16-9	Stamkos, Artyukhin (p)	12	1-6	6-8	42-29	41-29	18,226
36	12/30 vs. MTL	L, 1-2**	10-16-10	Prospal (p)	40	1-5	6-6	22-30	31-41	20,454+
37	01/01 @ WSH	L, 4-7	10-17-10	Lecavalier, Malone, Hall (s), Lecavalier	17	0-3	2-2	27-35	1-41	18,277
38	01/03 vs. CAR	L, 2-3	10-18-10	Craig, Lecavalier	25	0-2	3-3	19-28	30-41	15,873
39	01/04 @ ATL	W, 4-1	11-18-10	Eminger (p), St. Louis, Prospal (p), Halpern	26	2-4	2-2	35-28	41-32	10,750
40	01/08 @ PHX	L, 2-3	11-19-10	Meszaros, Halpern (p)	91	1-2	2-3	24-27	30-41	13,736
41	01/09 @ ANA	W, 4-3	12-19-10	St. Louis (s), Prospal, Malone (p), Malone	12	1-3	3-4	19-32	31-41	17,174
42	01/12 @ LAK	W, 3-1	13-19-10	Artyukhin, Recchi, Lecavalier	8	0-4	4-4	22-30	41-31	16,511
43	01/13 @ SJS	L, 1-7	13-20-10	Stamkos	19	0-2	5-8	25-42	20-31	17,496
44	01/15 vs. PHI	W, 4-1	14-20-10	St. Louis, Meszaros (p), Craig, Lecavalier (EV-PS)	14	1-4	2-3	44-32	41-43	15,604
45	01/17 vs. FLA	L, 3-4	14-21-10	Lecavalier, Prospal (p), Malone	4	1-4	0-2	33-21	29-41	17,217
46	01/19 vs. DAL	W, 4-2	15-21-10	Lecavalier (s), Stamkos, Lecavalier (p), Prospal	4	1-2	6-7	20-25	41-35	13,991
47	01/21 vs. BUF	W, 5-3	16-21-10	Eminger (p), Downie, Krajicek, Halpern, Murphy (p)	11	2-4	3-5	26-34	41-30	15,611
48	01/27 vs. MTL	W, 5-3	17-21-10	Malone, Lecavalier (p), Prospal, Downie, St. Louis (p)	9	2-7	4-4	24-34	41-31	15,912
49	01/29 @ CAR	L, 2-3	17-22-10							

2007-2008 STATS

2007-2008 INDIVIDUAL SCORING (31-42-9, 71 pts., 5th Southeast Division)

PLAYERS

POS	#	PLAYER	GP	G	A	P	+/-	PIM	PP	SH	GW	OT	S	S%	TOI/G
C	4	Vincent Lecavalier	81	40	52	92	-17	89	10	1	7	0	318	12.6	22:57
R	26	Martin St. Louis	82	25	58	83	-23	26	10	2	5	0	241	10.4	24:17
C	11	Jeff Halpern	83	20	22	42	0	54	4	1	2	0	132	15.2	16:46
L	10	Jussi Jokinen	72	16	26	42	-14	18	6	0	2	0	131	12.2	14:27
R	7	Michel Ouellet	64	17	19	36	11	12	5	0	0	0	132	12.9	13:37
D	54	Paul Ranger	72	10	21	31	-13	56	0	1	0	0	105	9.5	25:13
D	71	Filip Kuba	75	6	25	31	-8	40	2	0	0	0	113	5.3	24:57
D	22	Dan Boyle	37	4	21	25	-29	57	2	0	1	1	74	5.4	27:24
L	21	Mathieu Darche	73	7	15	22	-14	20	1	1	0	0	120	5.8	14:25
C	77	Chris Gratton	60	10	11	21	-7	77	1	0	1	0	92	10.9	12:42
D	55	Shane O'Brien	77	4	17	21	-2	154	0	1	0	0	69	5.8	21:13
R	16	Jason Ward	79	8	6	14	-18	42	1	1	0	0	85	9.4	12:32
C	29	Craig MacDonald	65	2	9	11	-10	16	0	0	0	0	84	2.4	10:52
C	74	Nick Tarnasky	80	6	4	10	-15	78	1	0	1	0	91	6.6	8:14
R	36	Andre Roy	63	4	3	7	-1	108	0	0	0	0	38	10.5	5:27
D	37	Brad Lukowich	59	1	6	7	-15	20	0	0	0	0	28	3.6	16:36
D	2	Alexandre Picard	24	3	3	6	-12	10	1	0	1	0	24	12.5	20:25
D	39	Mike Lundin	81	0	6	6	3	16	0	0	0	0	33	0	13:47
C	24	Andreas Karlsson	58	2	2	4	-7	10	0	1	0	0	31	6.5	9:39
D	3	Doug Janik	61	1	3	4	-3	45	0	0	0	0	23	4.3	9:19
R	42	Junior Lessard	21	1	1	2	-6	11	0	0	0	0	21	4.8	9:52
C	34	Ryan Craig	7	1	1	2	-1	0	1	0	0	0	8	12.5	13:03
R	56	Kyle Wanvig	7	1	0	1	-1	7	0	1	0	0	10	10	10:09
D	32	Matt Smaby	14	0	0	0	-6	12	0	0	0	0	7	0	12:08
L	61	Karl Stewart	9	0	0	0	-2	2	0	0	0	0	2	0	4:06
D	38	Jay Leach	2	0	0	0	-1	0	0	0	0	0	0	0	4:37
C	49	Blair Jones	4	0	0	0	0	0	0	0	0	0	1	0	1:55

TRADED PLAYERS

POS	#	PLAYER	GP	G	A	P	+/-	PIM	PP	SH	GW	S	S%	TOI/G
L	17	Jan Hlavac	62	9	13	22	-10	32	0	0	0	123	7.3	14:45
D	2	Dan Jancevski	2	0	0	0	-1	2	0	0	0	0	0.0	2:22
L	20	Vaclav Prospal	62	29	28	57	-7	39	9	0	4	175	16.6	19:59
C	19	Brad Richards	62	18	33	51	-25	15	9	1	4	228	7.9	24:16

GOALTENDERS

#	PLAYER	GP	TOI	GAA	W	L	OTL	SA	GA	SV	SV%	SO	G	A	PIM
41	Mike Smith	34	1,945:41	2.59	15	19	0	848	84	764	0.901	3	0	1	12
31	Karri Ramo	22	1,268:43	3.03	7	11	3	632	64	568	0.899	0	0	1	4
30	Marc Denis	10	414:56	4.05	1	5	0	199	28	171	0.859	0	0	0	2

TRADED GOALTENDERS

#	PLAYER	GP	TOI	GAA	W	L	OTL	SA	GA	SV	SV%	SO	G	A	PIM
40	Johan Holmqvist	45	2469:14	3.01	20	16	6	1129	124	1005	.890	2	0	1	0

2007-2008 GAME-BY-GAME RESULTS

#	OPPONENT	RESULT	RECORD	SCORERS	W GOAL	PP	PK	SF-SA	W-L GLTNR	ATTEND.
1	10/4 vs. NJ	W, 3-1	1-0-0	Lecavalier, Lecavalier, Prospal	4	0-3	4-5	24-27	40-30	19,454
2	10/6 vs. ATL	W, 2-2	2-0-0	Prospal, Prospal(p), Richards (s), Lecavalier, Richards (p)	19	2-6	3-4	34-15	40-41	19,220
3	10/10 vs. FLA	W, 5-1	3-0-0	Gratton, Gratton(p)	77	1-5	5-5	23-31	40-31	18,540
4	10/13 @ FLA	L, 4-6	3-1-0	Roy, Prospal (p), Prospal, Hlavac	15	1-8	5-8	44-28	29-30	15,801
5	10/18 @ BOS	L, 1-4	3-2-0	Richards	16	0-2	0-0	36-24	30-40	16,363
6	10/20 vs. ATL	W, 6-2	4-2-0	Prospal, Gratton, Lecavalier, St. Louis(p), Darche, Prospal(p)	4	2-5	2-2	30-20	40-1	19,420
7	10/24 @ WSH	L, 3-5	4-3-0	Ward,Ranger(s), St. Louis	17	0-3	4-4	29-29	37-30	10,226
8	10/25 vs. PHI	W, 5-2	5-3-0	Ward,Richards(p),Prospal(p), Ouellet,Richards	20	2-4	5-5	26-23	40-30	18,616
9	10/27 vs. BUF	L, 3-4*	5-3-1	Prospal,Ouellet,Lecavalier(p)	26	1-4	2-3	34-26	30-40	19,804+
10	10/29 @ NYR	L, 1-3	5-4-1	Lecavalier	14	0-4	5-7	22-35	30-40	18,200
11	10/31 @ NJ	L, 1-6	5-5-1	Lecavalier(p)	20	1-3	3-4	22-30	30-40	13,218
12	11/1 @ NYI	L, 0-4	5-6-1	-----	13	0-3	4-4	28-32	39-30	11,008
13	11/3 vs. ATL	L, 4-6	5-7-1	O'Brien, O'Brien, Ouellet(p), Richards(p)	9	2-4	2-3	34-22	33-40	19,155
14	11/5 @ FLA	L, 3-4	5-8-1	St. Louis(p), Lukowich, Ouellet	10	1-3	3-5	27-30	29-40	10,149
15	11/7 vs. FLA	W, 3-1	6-8-1	Hlavac, St. Louis, Lecavalier	26	0-6	2-2	34-23	40-29	16,526
16	11/8 @ CAR	W, 5-1	7-8-1	Lecavalier, O'Brien, Kuba, O'Brien, Prospal(p)	55	1-4	3-3	31-41	40-30	14,017

#	OPPONENT	RESULT	RECORD	SCORERS	W GOAL	PP	PK	SF-SA	W-L GLTNR	ATTEND.
17	11/10 @ WSH	W, 5-2	8-8-1	Kuba(p), Prospal, St. Louis, Craig(p), Ranger	26	2-4	2-2	34-25	40-37	14,617
18	11/14 vs. CAR	W, 6-1	9-8-1	Ranger, Lecavalier, St. Louis, Lecavalier, Prospal, Lecavalier(s)	4	0-4	5-6	28-29	40-47	17,444
19	11/16 vs. WSH	W, 5-2	10-8-1	Lecavalier(p), Hlavac, Richards(p), Ranger, St. Louis	19	2-4	4-4	24-30	40-1	19,526
20	11/19 @ ATL	L, 3-4*	10-8-2	Hlavac, Lecavalier, St. Louis	12	0-3	4-6	20-24	1-40	13,419
21	11/21 vs. NYR	L, 1-2	10-9-2	Ouellet	28	0-4	2-2	33-29	30-40	20,110+
22	11/23 @ CAR	L, 3-4	10-10-2	Ranger, Prospal, Lecavalier	2	0-2	4-4	28-22	30-40	18,033
23	11/24 vs. NJ	L, 2-3	10-11-2	Lecavalier, Ward(p)	23	1-4	3-4	36-21	30-40	19,077
24	11/28 @ CHI	L, 1-5	10-12-2	Tarnasky(p)	52	1-4	5-6	22-17	39-40	11,122
25	11/29 @ DET	W, 4-1	10-13-2	Richards, Darche	82	0-3	1-2	23-39	30-30	17,001
26	12/1 vs. BOS	W, 4-1	11-13-2	Lecavalier, Lecavalier(p), Darche, St. Louis	4	1-3	3-4	28-29	40-30	18,444
27	12/4 vs. OTT	W, 4-3**	12-13-2	Darche, Gratton, Kuba, Prospal(x)	20	0-5	4-5	28-29	40-1	17,540
28	12/6 vs. CAR	W, 2-4	13-13-2	Lecavalier(p), St. Louis(p)	26	2-5	5-5	32-24	40-30	16,674
29	12/8 vs. NYI	L, 2-3*	13-13-3	Richards(p), Richards(p)	18	2-7	7-8	34-33	39-40	18,319
30	12/10 @ TOR	L, 1-6	13-14-3	Ouellet	13	0-5	1-3	27-29	35-40	19,454
31	12/11 @ MTL	W, 3-2**	14-14-3	Lecavalier(p), Roy, Richards(x)	19	1-5	2-3	31-30	30-31	21,273
32	12/13 vs. CGY	L, 6-9	14-15-3	Lecavalier, Roy, St.Louis(s), Prospal, St.Louis(p), Richards(p)	12	2-5	2-4	31-32	30-30	19,026
33	12/15 vs. WSH	L, 2-3	14-16-3	Ranger, Lecavalier	2	0-4	4-5	25-32	1-40	18,367
34	12/18 @ ATL	L, 2-6	14-17-3	Ward(s), Prospal(p)	13	1-4	1-1	34-24	32-40	14,060
35	12/20 vs. TOR	W, 2-1	15-17-3	Ward, Lecavalier	4	0-3	3-3	21-32	31-35	19,131
36	12/22 vs. CAR	L, 1-4	15-18-3	St. Louis	13	0-2	3-3	30-37	30-31	18,765
37	12/26 @ WSH	L, 2-3	15-19-3	Lecavalier, Lecavalier	10	0-1	4-4	20-32	37-31	15,035
38	12/27 vs. MTL	L, 2-5	15-20-3	Prospal, Hlavac	27	0-1	4-5	30-29	39-40	20,294+
39	12/29 vs. PHI	L, 2-4	15-21-3	Lecavalier(p), Prospal	19	1-5	4-5	33-22	43-31	20,124+
40	1/1 @ TOR	L, 3-4**	15-21-4	Karlsson, St.Louis, Ranger	13	0-5	2-2	33-29	30-31	19,347
41	1/3 @ MTL	L, 3-6	15-22-4	Lecavalier, St.Louis(p), Prospal	46	1-5	4-6	33-30	39-31	21,273
42	1/5 @ OTT	L, 3-4*	15-22-5	St.Louis, Lecavalier, Hlavac	12	0-0	2-2	19-27	1-40	20,108
43	1/8 @ NYR	W, 5-3	16-22-5	Janik, Gratton, Gratton, Prospal, St.Louis	20	0-2	4-6	26-34	31-30	18,200
44	1/10 vs. PIT	L, 1-4	16-23-5	Ranger	11	0-4	1-2	36-29	35-31	20,426+
45	1/12 @ FLA	W, 5-3	17-23-5	Tarnasky, Hlavac, Tarnasky, Richards(p), Richards	19	1-3	1-1	25-30	40-29	16,578
46	1/15 vs. COL	L, 0-3	17-24-5	-----	6	0-2	1-3	32-25	60-31	17,222
47	1/18 @ PIT	W, 3-0	18-24-5	Wanvig, Gratton, Roy	46	0-4	4-4	34-27	40-35	17,132
48	1/19 @ OTT	W, 2-0	19-24-5	St.Louis(p), Lecavalier	26	1-2	4-4	26-25	40-1	20,091
49	1/22 vs. EDM	W, 4-3	20-24-5	Richards, MacDonald, St.Louis(s), Lecavalier(p)	4	1-4	2-3	22-28	40-35	16,799
50	1/24 vs. OTT	L, 4-8	20-25-5	Boyle, Tarnasky, MacDonald, Boyle	20	0-3	1-2	25-26	29-31	16,346
51	1/29 vs. BUF	L, 2-4	20-26-5	Richards(p), Prospal(p)	21	2-4	3-3	25-26	30-40	18,920
52	1/31 vs. VAN	W, 4-3	21-26-5	Prospal(p), Gratton, Lecavalier, Richards	19	1-2	3-4	27-26	31-1	17,019
53	2/2 vs. FLA	L, 2-3	21-27-5	Gratton, Prospal	20	0-4	4-5	46-32	29-31	19,977+
54	2/5 @ STL	W, 5-4	22-27-5	Ranger, St.Louis(p), Ward, Ranger, Tarnasky	74	1-1	1-2	24-25	40-34	17,150
55	2/7 @ NSH	W, 2-1*	23-27-5	Richards,Prospal	20	0-1	2-2	25-19	40-39	13,959
56	2/9 @ ATL	L, 1-2*	23-27-6	Lecavalier	77	0-1	2-2	28-22	32-40	18,879
57	2/12 vs. MTL	W, 3-2	24-27-6	Ouellet, Prospal, Prospal	20	0-2	2-3	36-21	31-39	17,420
58	2/14 @ PHI	W, 5-3	25-27-6	Prospal, Boyle(p), Hlavac, St.Louis, Ward	26	1-5	1-1	28-30	40-43	19,336
59	2/16 vs. WSH	L, 2-3	25-28-6	Prospal, Hlavac	28	0-1	3-4	41-35	37-40	20,454+
60	2/20 @ BUF	L, 3-4*	25-28-7	Gratton, Richards, Prospal	26	0-2	5-6	25-46	30-40	18,690
61	2/21 @ NYI	L, 0-1	25-29-7	-----	81	0-3	4-4	32-28	39-31	12,382
62	2/23 vs. BOS	L, 3-5	25-30-7	Darche(s), Ouellet, Prospal(p)	27	1-7	4-6	28-28	29-40	20,519+
63</										

2006-2007 INDIVIDUAL SCORING

(44-33-5, 93 pts., 2nd Southeast Division, Conf. Quarterfinals)

PLAYERS

POS	#	PLAYER	GP	G	A	PTS	+/-	PIM	PP	SH	GW	OT	S	%
C	4	Vincent Lecavalier	82	52	56	108	2	44	16	5	7	1	339	15.3
R	26	Martin St. Louis	82	43	59	102	7	28	14	5	7	2	273	15.8
C	19	Brad Richards	82	25	45	70	-19	23	12	1	3	0	272	9.2
D	22	Dan Boyle	82	20	43	63	-5	62	10	1	4	1	203	9.9
C	20	Vaclav Prospal	82	14	41	55	-24	36	2	0	1	0	219	6.4
D	71	Filip Kuba	81	15	22	37	-9	36	5	1	2	1	106	14.2
C	9	Eric Perrin	82	13	23	36	-7	30	2	1	0	0	151	8.6
L	17	Ruslan Fedotenko	80	12	20	32	-3	52	2	0	1	0	154	7.8
D	54	Paul Ranger	72	4	24	28	5	42	0	0	2	0	90	4.4
C	34	Ryan Craig	72	14	13	27	-11	55	4	0	2	0	130	10.8
R	16	Jason Ward	70	8	11	19	-15	40	0	1	1	0	108	7.4
D	55	Shane O'Brien	80	2	14	16	-3	176	1	0	2	0	72	2.8
D	21	Cory Sarich	82	0	15	15	-6	70	0	0	0	0	64	0
D	3	Doug Janik	75	2	9	11	-11	53	0	0	0	0	49	4.1
C	74	Nick Tarnasky	77	5	4	9	-6	80	0	0	1	0	41	12.2
C	24	Andreas Karlsson	53	3	6	9	-4	12	0	0	1	0	25	12
D	44	Nolan Pratt	81	1	7	8	0	44	0	0	0	0	30	3.3
C	27	Tim Taylor	71	1	5	6	-5	16	0	0	1	0	59	1.7
L	61	Karl Stewart	47	2	3	5	-5	47	0	1	0	0	21	9.5
C	49	Blair Jones	20	1	2	3	0	2	0	0	0	0	6	16.7
R	36	Andre Roy	56	1	2	3	-4	128	0	0	0	0	15	6.7
D	7	Luke Richardson	27	0	3	3	3	16	0	0	0	0	3	0
R	56	Kyle Wanvig	4	0	0	0	0	0	0	0	0	0	0	0

TRADED PLAYERS

POS	#	PLAYER	GP	G	A	PTS	+/-	PIM	PP	SH	GW	OT	S	%
L	29	Dmitri Afanasev	33	3	3	6	-6	8	0	0	0	0	31	9.7

GOALTENDERS

#	GOALTENDER	GP	TOI	GAA	W	L	OT	EN	SO	GA	SVS	SV%
40	Johan Holmqvist	48	2548	2.85	27	15	3	4	1	121	1013	0.893
30	Marc Denis	44	2353	3.19	17	18	2	5	1	125	943	0.883
31	Karri Ramo	2	70	3.43	0	0	0	0	0	4	19	0.826

2006-2007 GAME-BY-GAME RESULTS

#	OPPONENT	RESULT	RECORD	SCORERS	PP	PK	SF-SA	W-L GLTNR	ATTEND.
1	10/5 @ ATL	W, 3-2**	1-0-0	Craig(p), Craig, Lecavalier (x)	1-7	5-7	26-11	30-32	17,629
2	10/7 vs.BOS	L, 2-3	1-1-0	Fedotenko, Craig	0-6	3-3	31-25	54-30	21,234+
3	10/9 vs. ATL	L, 0-1	1-2-0	-----	0-6	3-3	34-19	32-30	19,817+
4	10/13 @ FLA	L, 2-3	1-3-0	Lecavalier, Craig	0-7	4-5	23-27	35-40	15,208
5	10/14 vs.FLA	W, 4-1	2-3-0	Lecavalier(p), St. Louis(p), Fedotenko, Afanasev	2-6	5-6	36-24	30-20	19,926+
6	10/16 vs. CAR	L, 1-5	2-4-0	Alexeev	0-3	4-7	35-23	30-30	19,815+
7	10/19 vs. PHI	W, 4-1	3-4-0	Craig, Fedotenko, Prospal, Alexeev	0-4	4-4	36-35	30-30	19,920+
8	10/21 @ WSH	W, 6-4	4-4-0	Lecavalier(s), St. Louis, Alexeev, Karlsson, Alexeev(p), Richards	1-7	1-3	35-33	30-37	13,327
9	10/26 vs.CAR	W, 5-1	5-4-0	Fedotenko, St. Louis(p), St. Louis, St. Louis, Lecavalier(p)	2-5	3-3	27-24	30-30	19,826+
10	10/28 @ CAR	L, 4-6	5-5-0	Prospal, Fedotenko, Lecavalier(p), St. Louis	1-6	4-6	23-29	30-40	18,639
11	10/29 vs. SJS	L, 2-4	5-6-0	Lecavalier(p), St. Louis(p)	2-7	1-3	20-29	20-30	19,904+
12	11/1 vs. TOR	L, 2-4	5-7-0	Richards, Lecavalier	0-4	5-6	25-29	1-30	19,977+
13	11/2 @ PHI	W, 5-2	6-7-0	St. Louis, St. Louis, Taylor, Lecavalier, Perrin(s)	0-6	4-4	29-32	40-30	18,633
14	11/4 @ BOS	L, 5-6*	6-7-1	Fedotenko(p), Richards(p), Alexeev, St. Louis, Afanasev	2-7	6-9	28-33	30-30	14,169
15	11/6 @ NYI	W, 5-1	7-7-1	Karlsson, St. Louis(p), Kuba(p), Kuba(p), Perrin	3-5	3-3	27-26	40-1	9,693
16	11/8 @ PIT	W, 4-3*	8-7-1	Afanasev, Richards(p), Perrin, Lecavalier	1-5	3-4	31-20	40-29	14,483
17	11/11 vs. ATL	W, 5-3	9-7-1	Craig(p), Boyle(p), Richards, Lecavalier, Alexeev(p)	3-11	4-5	36-30	40-32	20,034+
18	11/15 vs. MTL	L, 1-3	9-8-1	Prospal	0-5	5-8	30-28	39-30	19,920+
19	11/17 vs. NYI	W, 3-2**	10-8-1	Alexeev, Richards(p), Afanasev(x)	1-3	0-0	38-31	40-39	19,919+
20	11/19 @ NYR	L, 1-4	10-9-1	Perrin(p)	1-5	2-4	28-34	30-40	18,200
21	11/20 @ BUF	L, 2-7	10-10-1	St. Louis, St. Louis	0-7	3-5	26-29	30-30	18,690
22	11/22 @ FLA	W, 6-4	11-10-1	Perrin, Richards(p), Craig, Boyle, Craig, Richards	1-5	3-5	34-35	40-35	14,516
23	11/24 vs. ATL	W, 3-2*	12-10-1	Boyle(p), Boyle(p), St. Louis	2-5	2-2	33-25	40-32	19,922+

#	OPPONENT	RESULT	RECORD	SCORERS	PP	PK	SF-SA	W-L GLTNR	ATTEND.
24	11/26 vs. OTT	W, 3-1	13-10-1	Kuba, Richards, St. Louis(p)	1-4	2-2	18-23	40-1	19,819+
25	11/28 vs. WSH	L, 2-5	13-11-1	Tarnasky, Lecavalier	0-7	3-3	50-20	37-40	18,874
26	11/30 @ BOS	L, 3-4**	13-11-2	Perrin, St. Louis(s), Lecavalier	0-6	2-2	34-25	30-30	11,150
27	12/2 @ OTT	L, 2-5	13-12-2	Perrin, Lecavalier	0-5	4-5	36-25	1-40	18,618
28	12/5 vs. BUF	L, 1-4	13-13-2	Lecavalier	0-5	3-3	30-25	30-30	20,025+
29	12/7 vs. ATL	W, 8-0	14-13-2	Lecavalier, Lecavalier(p), Lecavalier, Alexeev, Richards(p), Boyle, St. Louis(s), Fedotenko	2-8	4-4	38-21	30-32	17,704
30	12/9 vs. ANA	L, 3-4	14-14-2	Perrin, Fedotenko, Richards	0-5	1-2	27-25	35-30	18,719
31	12/12 @ TOR	L, 4-5	14-15-2	Alexeev, Lecavalier(p), Richards, St. Louis(p)	2-5	2-4	26-25	1-40	19,462
32	12/14 @ MTL	L, 2-4	14-16-2	Richards(p), St. Louis	1-6	2-2	43-20	39-30	21,273
33	12/16 vs. CAR	L, 2-3	14-17-2	Craig, St. Louis(p)	1-6	3-4	32-27	30-30	18,634
34	12/19 @ WSH	W, 5-4	15-17-2	Kuba(p), St. Louis, Lecavalier(p), St. Louis(p), Alexeev	3-5	3-5	35-24	30-37	10,417
35	12/21 @ OTT	W, 4-2	16-17-2	St. Louis, Fedotenko, Ranger, Lecavalier	0-7	2-3	30-18	30-1	18,603
36	12/23 vs. NYR	W, 4-3	17-17-2	Boyle(p), Boyle, Lecavalier(p), Boyle	2-6	3-4	26-28	40-30	20,122+
37	12/26 @ ATL	L, 1-2	17-18-2	St. Louis(s)	0-3	5-5	25-29	32-40	16,356
38	12/28 vs. PHI	L, 3-4	17-19-2	St. Louis(p), Kuba(p), Fedotenko	2-6	1-2	45-26	42-40	21,711+
39	12/30 vs. MTL	W, 3-1	18-19-2	Richards(p), Prospal, Kuba(p)	2-5	2-2	41-13	40-39	21,120+
40	1/2 @ MTL	L, 2-5	18-20-2	Janik, Kuba	0-3	2-3	23-27	39-40	21,273
41	1/4 @ MIN	W, 3-2	19-20-2	St. Louis(s), Boyle, Lecavalier(p)	1-3	4-4	24-31	30-35	18,568
42	1/5 @ COL	L, 2-4	19-21-2	Prospal, Lecavalier(p)	1-3	1-2	28-32	31-30	18,007
43	1/7 @ PIT	W, 3-2**	20-21-2	Craig(p), Tarnasky, St. Louis(x)	1-4	3-4	29-22	40-29	17,132
44	1/9 vs. PIT	W, 3-2	21-21-2	Lecavalier, St. Louis(p), Karlsson	1-4	4-4	24-31	40-29	19,226
45	1/11 vs.WSH	W, 5-4	22-21-2	Craig, Lecavalier, Prospal, Lecavalier, St. Louis	0-2	1-2	25-22	40-37	18,804
46	1/13 @ BUF	W, 3-2	23-21-2	Lecavalier(p), Boyle, Richards	1-2	6-6	23-34	30-30	18,690
47	1/15 @ NYI	W, 4-3	24-21-2	Prospal(p), Richards(p), St. Louis, Lecavalier	2-5	2-4	24-36	40-39	15,426
48	1/16 vs. TOR	L, 2-4	24-22-2	Lecavalier(s), Boyle	0-4	3-4	23-28	1-30	19,830+
49	1/18 @ NJ	W, 3-2**	25-22-2	Richards, Richards(p), Ricahrds(x)	1-4	3-4	28-28	40-30	12,698
50	1/20 @ CAR	W, 6-5**	26-22-2	Prospal, Lecavalier, Ranger, St. Louis, Kuba, Prospal(x)	0-1	2-3	29-35	30-30	18,196
51	1/26 vs. NJ	L, 0-2	26-23-2	-----	0-2	4-4	28-25	30-40	21,404+
52	1/30 @ PHI	W, 4-3**	27-23-2	St. Louis(p), Fedotenko(p), Lecavalier, Lecavalier(x)	2-6	5-5	33-32	40-42	19,313
53	2/1 @ CAR	W, 4-0	28-23-2	Craig(p), Janik, Lecavalier, St. Louis(p)	2-2	5-5	20-31	40-47	16,635
54	2/3 vs. NYR	W, 3-2	29-23-2	Ranger, Richards(p), Lecavalier(p)	2-8	2-3	41-26	40-30	21,354+
55	2/6 vs. LAK	W, 3-2**	30-23-2	Lecavalier(p), Jones, Richards(x)	1-3	1-1	29-31	40-1	18,273
56	2/9 @ NYR	L, 0-5	30-24-2	-----	0-3	2-2	29-24	30-40	18,200
57	2/11 @ NJ	W, 4-1	31-24-2	Prospal, Tarnasky, Lecavalier, Boyle(p)	1-3	3-4	27-22	40-30	18,022
58	2/13 vs. PHX	W, 5-3	32-24-2	Lecavalier, St. Louis, Lecavalier, Richards(p), Perrin	1-3	2-2	27-26	40-32	18,019
59	2/15 vs. WSH	W, 3-2**	33-24-2	Lecavalier(p), Lecavalier(s), St. Louis(x)	1-3	3-4	29-38	30-1	18,744
60	2/17 @ FLA	L, 4-5*	33-24-3	St. Louis, Perrin, St. Louis, Boyle(p)	1-2	3-5	20-30	20-40	17,813
61	2/20 vs. FLA	W, 3-2**	34-24-3	Craig, St. Louis(s), St. Louis(x)	1-8	2-2	36-30	30-20	19,319
62	2/22 @ ATL	W, 5-4*	35-24-3	Richards, Perrin, Lecavalier(p), Roy, St. Louis	1-5	2-3	29-28	30-1	16,032
63	2/23 vs. BOS	L, 2-6	35-25-3	Boyle(p), Kuba	1-4	4-5	26-23	30-40	21,201+
64	2/25 vs. PIT	W, 5-1	36-25-3	St. Louis(p), Ranger, Kuba, Richards, Lecavalier(s)	1-2	3-4	24-18	40-41	21,119+
65	2/27 vs. DAL	L, 1-2*	36-25-4	Richards(s)	0-2	3-4	20-28	35-40	19,255
66	3/1 @ WSH	W, 5-4**	37-25-4	Prospal, Fedotenko, Lecavalier(s), St. Louis, Tarnasky(x)	0-6	5-6	29-27	40-1	10,462
67	3/3 @ FLA	L, 2-6	37-26-4	Pratt, Prospal	0-5	3-4	33-36	20-30	17,299
68	3/6 @ VAN	L, 1-5	37-27-4	Lecavalier(p)	1-5	4-5	17-28	1-40	18,630
69	3/7 @ EDM	W, 3-1	38-27-4	Prospal(p), Lecavalier, Lecavalier	1-2	2-2	25-30	30-30	16,839
70	3/10 @ CGY	W, 3-2*	39-27-4	Tarnasky, Lecavalier, Boyle(p)	1-3	4-4	30-27	30-34	19,289
71	3/13 @ TOR	L, 2-3	39-28-4	Richards(p), Boyle(s)	1-2	2-2	21-28	1-30	19,530
72	3/16 vs. BUF	L, 2-3	39-29-4	Lecavalier, Lecavalier	0-5	3-3	37-20	30-30	21,264+
73	3/18 @ WSH	L, 1-7	39-30-4	Kuba	0-3	1-2	31-29	37-40	14,274
74	3/20 vs. NYI	W, 4-3*	40-30-4	Perrin(p), Lecavalier, Ward, Kuba	1-6	2-2	40-24	40-39	19,916+
75	3/22 vs. NJ	W, 3-1	41-30-4	Ward, St. Louis, St. Louis	0-4	2-3	32-35	30-30	20,326+
76	3/24 vs. OTT	L, 2-7	41-31-4	Boyle(p), Boyle	1-2	2-3	23-28	1-30	20,342+
77	3/27 vs. FLA	L, 2-5	41-32-4	Richards, Kuba(s)	0-3	3-4	29-26	20-30	18,856
78	3/30 @ CAR	W, 4-2	42-32-4	St. Louis, Prospal, Kuba, Lecavalier	0-7	4-4	29-28	40-30	

PLAYERS

POS	#	PLAYER	GP	G	A	PTS	+/-	PIM	PP	SH	GW	OT	S	%
C	19	Brad Richards	82	23	68	91	0	32	7	4	0	0	282	8.2
L	20	Vaclav Prospal	81	25	55	80	-3	50	10	0	3	1	236	10.6
C	4	Vincent Lecavalier	80	35	40	75	0	90	13	2	7	1	309	11.3
RW	26	Martin St. Louis	80	31	30	61	-3	38	9	3	7	1	221	14.0
L	33	Fredrik Modin	77	31	23	54	5	56	12	1	4	0	221	14.0
D	22	Dan Boyle	79	15	38	53	-8	38	6	0	4	1	153	9.8
R	17	Ruslan Fedotenko	80	26	15	41	-4	44	4	0	6	1	164	15.9
D	13	Pavel Kubina	76	5	33	38	-12	96	4	0	3	1	155	3.2
C	34	Ryan Craig	48	15	13	28	-4	6	6	0	0	0	81	18.5
D	5	Darryl Sydor	80	4	19	23	-18	30	1	0	0	0	64	6.3
L	25	Dave Andreychuk	42	6	12	18	-13	16	4	1	1	0	81	7.4
D	54	Paul Ranger	76	1	17	18	5	58	0	0	1	0	73	1.4
R	76	Evgeny Artyukhin	72	4	13	17	-4	90	1	0	0	0	79	5.1
R	18	Rob DiMaio	61	4	13	17	-7	30	2	0	1	0	72	5.6
L	29	Dmitry Afanasev	68	9	6	15	-7	16	1	0	0	0	78	11.5
D	21	Cory Sarich	82	1	14	15	-2	79	0	0	0	0	88	1.1
C	27	Tim Taylor	82	7	6	13	-12	22	0	0	0	0	109	6.4
D	44	Nolan Pratt	82	0	9	9	7	60	0	0	0	0	26	0.0
C	8	Martin Cibak	65	2	6	8	9	22	0	0	0	0	50	4.0
R	14	Norman Milley	14	2	1	3	-2	4	1	0	0	0	12	16.7
R	46	Darren Reid	7	0	1	1	-2	0	0	0	0	0	3	0.0
D	2	Timo Helbling	9	0	1	1	-3	6	0	0	0	0	2	0.0
L	11	Chris Dingman	34	0	1	1	-10	22	0	0	0	0	24	0.0
G	1	Sean Burke	35	0	1	1	0	10	0	0	0	0	0	0.0
G	47	John Grahame	57	0	1	1	0	14	0	0	0	0	0	0.0
C	74	Nick Tarnasky	12	0	1	1	-3	4	0	0	0	0	9	0.0
R	16	Jim Campbell	1	0	0	0	0	2	0	0	0	0	0	0.0
D	38	Doug O'Brien	5	0	0	0	0	2	0	0	0	0	2	0.0

GOALTENDERS

#	GOALTENDER	GP	TOI	GAA	W	L	OT	EN	SO	GA	SVS	SV%
50	Gerald Coleman	2	43	2.79	0	1	0	0	2	17	.882	
1	Sean Burke	35	1713	2.80	14	10	4	2	2	80	764	.895
47	John Grahame	57	3152	3.06	29	22	1	8	5	161	1450	.889

TRADED GOALTENDERS

#	GOALTENDER	GP	TOI	GAA	W	L	OT	EN	SO	GA	SVS	SV%
40	Brian Eklund	1	58	3.10	0	1	0	0	0	3	19	.842

2005-2006 GAME-BY-GAME RESULTS

#	OPPONENT	RESULT	RECORD	SCORERS	PP	PK	SF-SA	W-LGLTNR	ATTEND.
1	10/5 vs. CAR	W, 5-2	1-0-0	Prospal, Richards (p), Boyle, Lecavalier, Taylor	1-6	3-3	30-26	47-29	22,120+
2	10/7 @ FLA	L, 0-2	1-1-0	-----	0-3	5-5	27-31	1-47	18,512
3	10/8 vs. FLA	W, 2-1	2-1-0	Modin, St. Louis (p)	1-10	9-10	34-29	47-1	20,933+
4	10/10 vs. BOS	L, 2-4	2-2-0	Modin, Boyle	0-6	6-7	28-24	1-47	20,032+
5	10/13 vs. BUF	L, 3-4 **	2-2-1	Richards, Lecavalier, Prospal	0-2	9-9	35-33	30-47	20,184+
6	10/15 @ PIT	W, 3-1	3-2-1	Prospal, Fedotenko (p), Lecavalier	1-7	2-2	30-21	1-29	17,132
7	10/16 @ WSH	L, 2-3 **	3-2-2	Lecavalier (p), Prospal	1-8	5-5	28-14	1-37	10,002
8	10/20 @ ATL	W, 6-0	4-2-2	St. Louis (p), Modin, Fedotenko, Modin (p), Prospal, Lecavalier	2-10	3-3	36-15	47-35	12,913
9	10/21 vs. OTT	L, 1-4	4-3-2	Afanasev	0-7	5-5	24-29	39-47	20,494+
10	10/26 @ NJ	W, 6-3	5-3-2	St. Louis, Modin, Prospal (p), Andreychuk, Andreychuk (p), Lecavalier	2-8	5-5	39-23	47-30	11,484
11	10/28 vs. WSH	W, 4-2	6-3-2	Boyle, St. Louis, Lecavalier (p), Prospal	1-8	5-5	28-14	1-37	20,722+
12	10/29 @ ATL	W, 3-2	7-3-2	Modin, Richards, Modin (p)	1-5	4-5	23-31	47-31	14,737
13	11/1 vs. ATL	L, 4-6	7-4-2	Richards, Richards (s), Lecavalier, Prospal	0-2	0-4	33-29	31-47	19,820+
14	11/3 @ OTT	L, 2-4	7-5-2	Richards (p), Lecavalier	2-7	2-2	33-31	39-47	18,604
15	11/5 @ TOR	L, 3-5	7-6-2	Artyukhin, Boyle (p), Lecavalier (p)	2-7	6-8	36-26	20-47	19,290
16	11/8 @ MTL	L, 2-3	7-7-2	Taylor, Prospal	0-8	5-7	34-19	60-40	21,273
17	11/10 vs. NYR	L, 2-5	7-8-2	St. Louis, Boyle (p)	1-7	6-7	25-20	30-47	21,124+
18	11/11 @ ATL	L, 2-5	7-9-2	Prospal, Fedotenko	0-4	5-8	36-27	33-47	14,017
19	11/14 vs. PHI	W, 5-2	8-9-2	Prospal, Boyle (p), Prospal (p), Cibak, Prospal	2-6	2-4	33-24	47-42	20,020+
20	11/15 @ WSH	L, 3-4 **	8-9-3	Modin, Fedotenko, Modin	0-4	4-5	35-40	1-1	11,515

#	OPPONENT	RESULT	RECORD	SCORERS	PP	PK	SF-SA	W-LGLTNR	ATTEND.
21	11/17 vs. NYI	W, 3-2	9-9-3	Fedotenko, Richards, St. Louis	0-5	5-5	31-36	47-39	20,119+
22	11/20 @ CAR	W, 5-2	10-9-3	Richards, Lecavalier (p), Fedotenko, St. Louis, Modin (p)	2-4	4-4	29-22	47-30	12,423
23	11/22 @ PHI	W, 4-2	11-9-3	Cibak, Richards, Boyle, Taylor	0-2	3-4	25-32	1-42	19,567
24	11/23 @ WSH	W, 4-3 **	12-9-3	Boyle, DiMaio, Boyle, Prospal (x)	0-7	3-4	42-20	47-37	12,038
25	11/25 vs. NJ	L, 2-8	12-10-3	Modin, St. Louis	0-2	2-3	26-26	30-1	21,812+
26	11/27 vs. PIT	W, 4-1	13-10-3	Richards, DiMaio (p), Modin (p), Modin (p)	3-9	2-2	36-21	47-41	20,218+
27	11/30 vs. TOR	W, 2-1	14-10-3	St. Louis, Kubina (p)	1-6	5-5	24-21	47-20	19,847+
28	12/2 vs. CHI	W, 3-2 **	15-10-3	St. Louis (p), Lecavalier, Richards (x)	1-6	4-4	27-36	47-31	20,526+
29	12/8 vs. STL	W, 5-4	16-10-3	Modin (p), Fedotenko, Taylor, St. Louis, Fedotenko	1-4	4-5	33-22	47-40	19,812+
30	12/10 vs. NSH	W, 4-3	17-10-3	Andreychuk (p), St. Louis, Sydor, Lecavalier (p)	2-9	5-6	29-16	47-30	19,905+
31	12/14 @ ANA	L, 2-4	17-11-3	Richards (p), Prospal	1-7	5-7	24-33	35-47	12,286
32	12/15 @ PHX	W, 3-1	18-11-3	Modin, Lecavalier (s), Fedotenko (p)	1-7	4-4	28-27	1-31	14,067
33	12/17 vs. DET	L, 3-6	18-12-3	DiMaio (p), Andreychuk (p), Craig	2-8	4-5	31-29	30-47	21,204+
34	12/20 @ CAR	L, 4-6	18-13-3	Modin (p), Prospal, Craig (p), St. Louis	2-6	6-9	24-30	29-1	12,188
35	12/22 @ NYR	L, 2-4	18-14-3	Fedotenko, Richards (p)	1-7	2-5	32-36	30-47	18,200
36	12/23 vs. BUF	L, 1-4	18-15-3	Prospal	0-7	4-5	31-31	30-47	21,120+
37	12/26 vs. CAR	W, 5-4 *	19-15-3	Modin, Andreychuk (s), Andreychuk (p), Taylor, Boyle	1-6	2-4	41-30	47-29	20,662+
38	12/28 vs. MTL	L, 3-4	19-16-3	Lecavalier, Craig, Kubina	0-5	4-6	44-24	60-47	21,934+
39	12/30 vs. BOS	L, 1-2	19-17-3	DiMaio	0-5	4-4	32-24	33-1	21,524+
40	1/2 @ NYI	W, 2-1	20-17-3	Lecavalier, St. Louis (s) 0-8	0-8	7-8	43-36	1-30	10,912
41	1/3 @ NYR	W, 1-0 *	21-17-3	Prospal	0-3	6-6	20-36	47-30	18,200
42	1/5 @ BUF	L, 1-3	21-18-3	St. Louis	0-4	5-7	22-31	31-1	18,032
43	1/7 @ BOS	L, 3-6	21-19-3	Modin, Artyukhin, Lecavalier	0-5	1-1	32-34	1-47	17,565
44	1/13 vs. CBJ	W, 4-2	22-19-3	Taylor, Fedotenko, St. Louis, Lecavalier	0-6	2-3	39-24	1-30	20,425+
45	1/16 @ SJS	L, 1-3	22-20-3	Richards	0-2	3-3	22-25	35-1	17,017
46	1/17 @ LAK	W, 4-1	23-20-3	St. Louis (p), Lecavalier (p), Fedotenko, Milley	2-6	5-5	25-23	47-35	17,017
47	1/20 @ DAL	W, 6-3	24-20-3	Richards (s), Sydor, Fedotenko, Kubina (p), Craig, Afanasev	1-5	2-2	22-28	1-35	18,532
48	1/21 @ ATL	W, 2-0	25-20-3	Modin (p), Lecavalier (p)	2-5	4-4	24-20	47-32	18,704
49	1/24 vs. FLA	L, 2-3 *	25-20-4	Richards, Craig	0-6	3-3	50-26	1-1	19,900+
50	1/26 vs. NJ	W, 1-0 *	26-20-4	Fedotenko	0-2	5-5	33-20	47-30	20,224+
51	1/28 @ PHI	W, 6-0	27-20-4	Boyle, Modin (p), Modin (p), Modin, Prospal (p), Craig	3-9	4-4	30-38	1-30	19,789
52	1/29 @ WSH	L, 1-2	27-21-4	Lecavalier	0-7	2-2	35-24	37-47	15,041
53	1/31 vs. TOR	W, 3-2 **	28-21-4	Richards, Craig (p), Lecavalier (x)	1-5	3-4	37-27	1-20	20,634+
54	2/4 vs. WSH	W, 5-0	29-20-4	Fedotenko, Craig, Richards (s), Richards (p), Milley (p)	2-7	5-5	39-29	47-1	21,219+
55	2/6 @ NYI	W, 3-2 *	30-21-4	Modin, St. Louis, Lecavalier	0-5	3-3	24-30	1-39	10,471
56	2/7 @ NJ	L, 4-7	30-22-4	Artyukhin (p), Sydor, Lecavalier (p), Lecavalier (s)	2-5	6-9	35-30	30-1	10,191
57	2/9 vs. CAR	W, 5-3	31-22-4	Artyukhin, Modin (s), Prospal (p), Modin, Fedotenko	1-3	4-5	24-36	47-29	20,824+
58	2/11 @ BOS	W, 6-5	32-22-4	Fedotenko, Prospal (p), Afanasev, Afanasev, Craig, Prospal (p)	2-9	3-3	36-26	47-30	16,507
59	2/28 vs. FLA	L, 2-8	32-23-4	Lecavalier (p), Craig (p)	2-8	5-8	34-22	1-47	19,805+
60	3/4 vs. MTL	L, 2-6	32-24-4	Fedotenko, Lecavalier (p)	1-8	3-4	29-22	39-47	20,212+
61	3/6 vs. OTT	L, 0-4	32-25-4	-----	0-3	2-2	31-34	1-1	19,855+
62	3/7 @ PIT	W, 5-4 **	33-25-4	Boyle, Afanasev, Modin, Boyle (p), Richards (x)	1-6	5-7	34-27	47-29	15,048
63	3/9 @ BUF	L, 5-8	33-26-4	Richards (p), Fedotenko (p), Lecavalier, Prospal (p), St. Louis	3-7	3-4	40-23	30-1	17,934
64	3/11 @ TOR	L, 1-5	33-27-4	Fedotenko	0-7	5-7	30-30	32-1	19,431
65	3/13 @ MTL	W, 2-1	34-27-4	Lecavalier, St. Louis (s)	0-3	6-7	24-32	1-39	21,273
66	3/14 @ OTT	L, 3-4	34-28-4	Lecavalier, Lecavalier (p), Afanasev	1-8	2-4	26-31	1-47	19,810
67	3/17 vs. PHI	W, 6-3	35-28-4	Craig (p), Prospal (p), Craig, Modin (p), Lecavalier, Richards (s)	3-8	6-7	25-31	47-42	20,834+
68	3/19 vs. NYI	W, 5-2	36-28-4	Kubina (p), Lecavalier, Fedotenko, St. Louis, Modin (p)	2-7	1-1	37-32	47-39	19,870+
69	3/20 @ FLA	L, 5-6 *	36-28-5	Fedotenko, St. Louis (p), St. Louis, Craig, Richards	1-5	2-3	34-38	1-50	13,071
70	3/23 vs. WSH	W, 4-3 *	37-28-5	Boyle (p), Fedotenko, Craig (p), Kubina (p)	3-5	6-7	37-30	47-37	19,917+
71	3/25 vs. NYR	W, 4-3 **	38-28-5	St. Louis, Modin, Sarich, Richards (x)	0-5	1-3	34-23	47-30	21,319+
72	3/27 @ CAR	L, 1-2	38-29-5	St. Louis (p)	1-6	4-5	24-29	29-47	15,149
73	3/30 vs. ATL	W, 4-3	39-29-5	Afanasev, Afanasev (p), Taylor, Ranger	1-5	1-1	33-22	47-32	20,154+
74	4/1 @ FLA	L, 2-4	39						

PLAYERS

POS #	PLAYER	GP	G	A	PTS	+/-	PIM	PP	SH	GW	GT	OT	S	%
RW 26	Martin St. Louis	82	38	56	94	35	24	8	7	0	1	212	17.9	
LW 61	Cory Stillman	81	25	55	80	18	36	11	1	6	0	178	14	
C 19	Brad Richards	82	26	53	79	14	12	5	1	6	0	244	10.7	
C 4	Vincent Lecavalier	81	32	34	66	23	52	5	2	6	0	242	13.2	
LW 33	Fredrik Modin	82	29	28	57	31	32	5	1	2	1	206	14.1	
LW 25	Dave Andreychuk	82	21	18	39	-9	42	10	0	5	1	165	12.7	
LW 17	Ruslan Fedotenko	77	17	22	39	14	30	0	0	3	0	116	14.7	
D 22	Dan Boyle	78	9	30	39	23	60	3	0	2	0	137	6.6	
D 13	Pavel Kubina	81	17	18	35	9	85	8	1	4	1	153	11.1	
C 27	Tim Taylor	82	7	15	22	-5	25	0	1	0	0	95	7.4	
D 55	Darryl Sydor (TOT)	80	3	19	22	-16	32	1	0	0	0	122	2.5	
	(TB)	31	1	6	7	3	6	0	0	0	0	42	2.4	
	(CBJ)	49	2	13	15	-19	26	1	0	0	0	80	2.5	
D 37	Brad Lukowich	79	5	14	19	29	24	0	0	1	0	86	5.8	
D 21	Cory Sarich	82	3	16	19	5	89	0	1	1	0	93	3.2	
LW 29	Dmitry Afanasev	71	6	10	16	-4	12	0	0	1	0	98	6.1	
RW 7	Ben Clymer	66	2	8	10	5	50	0	0	0	0	96	2.1	
C 8	Martin Cibak	63	2	7	9	-1	30	0	0	0	0	44	4.5	
D 5	Jassen Cullimore	79	2	5	7	8	58	0	1	0	1	78	2.6	
LW 11	Chris Dingman	74	1	5	6	-9	140	0	0	0	0	65	1.5	
RW 24	Shane Willis	12	0	6	6	1	2	0	0	0	0	27	0	
D 44	Nolan Pratt	58	1	3	4	11	42	0	0	0	0	35	2.9	
RW 36	Andre Roy	33	1	1	2	-5	78	0	0	1	0	24	4.2	
D 38	Darren Rumble	5	0	0	0	-2	2	0	0	0	0	5	0	
C 9	Eric Perrin	4	0	0	0	-1	0	0	0	0	0	3	0	

TRADED PLAYERS

POS #	PLAYER	GP	G	A	PTS	+/-	PIM	PP	SH	GW	GT	OT	S	%
C 16	Alexander Svitov	11	0	3	3	0	4	0	0	0	0	0	16	0

GOALTENDERS

#	GOALTENDER	GP	TOI	GAA	W	L	OT	EN	SO	GA	SVS	SV%
35	Nikolai Khabibulin	55	3273:46	2.33	28	19	7	4	3	127	1287	.910
47	John Grahame	29	1688:13	2.06	18	9	1	3	1	58	606	.913

2003-2004 GAME-BY-GAME RESULTS

#	OPPONENT	RESULT	RECORD	SCORERS	PP	PK	SF - SA	W-L GLTNR	ATTEND.
1	10/10 vs. BOS	W, 5-1	1-0-0-0	Stillman (p), Afanasev, Stillman (p), Richards (p), Taylor	3-7	3-3	25-30	35-29	20,454+
2	10/16 vs. PHX	W, 5-1	2-0-0-0	Lukowich, St. Louis(p), Cullimore, Kubina, Modin	1-8	3-4	31-21	35-33	12,784
3	10/18 @ NJ	W, 3-2	3-0-0-0	Cibak, Lecavalier (p), St. Louis	1-4	2-3	23-31	35-30	15,590
4	10/21 vs. ATL	W, 3-2*	4-0-0-0	Stillman (p), Stillman (p), Kubina (s, gw)	2-6	7-7	23-37	35-31	14,822
5	10/23 @ CBJ	W, 1-0	5-0-0-0	Lecavalier	0-2	4-4	28-20	47-30	16,542
6	10/25 vs. MIN	W, 3-2	6-0-0-0	Richards, Lecavalier (p), Stillman (s,gw)	1-6	5-7	29-21	35-35	16,223
7	10/30 vs. SJ	T, 2-2*	6-0-1-0	Kubina (p), Andreychuk (p)	2-8	7-7	35-27	20-35	17,609
8	11/1 vs. CAR	W, 4-3	7-0-1-0	St. Louis, Lecavalier, Lecavalier, Stillman	0-3	4-4	28-26	35-80	16,616
9	11/4 vs. WSH	L, 1-5	7-1-1-0	St. Louis	0-6	3-5	42-23	37-35	14,312
10	11/6 vs. LA	L, 0-1*	7-1-1-1	-----	0-2	0-0	30-20	32-47	14,287
11	11/8 vs. PIT	W, 9-0	8-1-1-1	Lukowich, Modin, Lecavalier(s), Stillman, Lecavalier, Kubina (p), Lecavalier, Fedotenko, Fedotenko	1-8	4-4	42-15	35-31	18,262
12	11/9 @ CAR	T, 1-1*	8-1-2-1	Stillman (p)	1-1	2-2	26-39	1-47	9,821
13	11/11 @ FLA	L, 0-4	8-2-2-1	-----	0-5	2-3	26-29	1-35	13,214
14	11/14 @ WSH	W, 5-2	9-2-2-1	Lecavalier, Modin, Modin, Stillman (p), St. Louis (s)	1-4	5-5	21-22	47-37	14,536
15	11/20 vs. NYI	W, 3-2	10-2-2-1	Modin, Richards, Stillman	0-5	4-4	32-28	35-39	14,898
16	11/22 vs. BUF	W, 2-1	11-2-2-1	Kubina, Kubina (p,gw)	1-3	2-2	23-26	47-35	20,112+
17	11/23 @ CAR	T, 0-0*	11-2-3-1	-----	0-4	6-6	21-37	80-35	10,391
18	11/25 vs. NYR	L, 0-2	11-3-3-1	-----	0-6	2-3	36-26	30-35	16,034
19	11/28 vs. STL	T, 2-2*	11-3-4-1	Modin, Boyle (p)	1-6	2-3	27-24	1-35	18,787
20	11/29 @ ATL	L, 1-2	11-4-4-1	Boyle	0-6	3-4	28-20	31-47	16,487
21	12/2 @ MTL	L, 2-3	11-5-4-1	Taylor, Lecavalier	0-3	2-3	26-25	60-35	19,858
22	12/4 vs. OTT	L, 1-4	11-6-4-1	Andreychuk (p)	1-7	4-5	30-26	31-47	15,221
23	12/6 @ BUF	W, 3-1	12-6-4-1	Afanasev, Andreychuk, Modin	0-4	5-5	29-38	35-43	15,883
24	12/7 @ NYR	W, 3-2	13-6-4-1	Andreychuk, St. Louis (p), Sarich	1-3	2-2	24-31	47-30	18,200
25	12/9 @ NYI	L, 2-5	13-7-4-1	Kubina (p), Fedotenko	1-3	5-5	31-35	30-35	10,860

#	OPPONENT	RESULT	RECORD	SCORERS	PP	PK	SF - SA	W-L GLTNR	ATTEND.
26	12/11 @ OTT	L, 2-3	13-8-4-1	Andreychuk, Fedotenko	0-3	2-2	24-40	40-35	17,256
27	12/13 vs. MTL	L, 2-5	13-9-4-1	Afanasev, Andreychuk	0-5	2-3	37-22	60-47	17,228
28	12/16 @ TOR	L, 0-3	13-10-4-1	-----	0-6	4-5	21-21	20-35	19,331
29	12/18 @ PHI	W, 5-4*	14-10-4-1	Lecavalier, Richards(p), Stillman (p), St. Louis, St. Louis	2-6	2-3	28-41	35-33	19,332
30	12/20 vs. DAL	L, 1-2	14-11-4-1	St. Louis (s)	0-7	2-3	27-22	35-35	16,233
31	12/23 @ BOS	T, 1-1*	14-11-5-1	Roy	0-1	1-1	32-22	1-35	13,266
32	12/26 @ ATL	L, 1-3	14-12-5-1	Lukowich	0-4	4-4	35-24	31-35	18,545
33	12/27 vs. BOS	W, 4-2	15-12-5-1	Lecavalier(s), St. Louis(s), St. Louis(s), Richards	0-4	6-6	22-19	47-1	19,942+
34	12/29 vs. ANA	L, 0-2	15-13-5-1	-----	0-7	3-3	31-25	35-35	17,662
35	12/31 vs. FLA	T, 2-2*	15-13-6-1	Richards(p), Stillman(p)	2-2	0-1	42-32	1-35	15,234
36	1/2 vs. CBJ	L, 0-2	15-14-6-1	-----	0-1	1-1	37-15	30-47	13,609
37	1/3 vs. PHI	W, 6-1	16-14-6-1	Modin, Modin(p), Modin, Lecavalier, Clymer, Fedotenko	1-3	1-1	27-19	35-42	19,242
38	1/6 @ OTT	L, 2-5	16-15-6-1	St. Louis, Pratt	0-3	2-5	29-27	31-35	16,890
39	1/8 @ MTL	W, 4-1	17-15-6-1	Modin(s), St. Louis, Fedotenko, St. Louis	0-4	0-1	27-15	47-60	20,706
40	1/9 @ NJ	W, 4-1	18-15-6-1	St. Louis(s), Stillman, Andreychuk, Modin	0-2	4-4	37-19	47-30	19,040
41	1/11 @ NYR	W, 2-1*	19-15-6-1	Boyle, Cullimore	0-7	5-5	39-23	47-30	18,200
42	1/13 @ PIT	W, 3-1	20-15-6-1	Stillman(p), Richards, Andreychuk	1-4	1-2	31-13	47-30	10,039
43	1/15 vs. CAR	W, 5-4	21-15-6-1	Richards, St. Louis, St. Louis, St. Louis(p), Andreychuk(p)	2-5	3-5	26-24	35-1	19,909+
44	1/17 @ FLA	L, 1-2	21-16-6-1	St. Louis	0-3	0-0	51-15	1-47	19,250
45	1/19 vs. COL	L, 4-5*	21-16-6-2	Modin, Afanasev, Taylor, Fedotenko	0-3	1-1	35-24	1-35	19,212
46	1/21 @ VAN	L, 4-5*	21-16-6-3	Modin, Boyle(p), Fedotenko, Andreychuk	1-7	4-4	35-28	39-35	18,630
47	1/22 @ EDM	W, 3-2	22-16-6-3	Kubina, Lecavalier, Richards	0-2	3-3	22-28	47-35	16,839
48	1/24 @ CGY	W, 6-2	23-16-6-3	St. Louis(p), St. Louis, Richards, Taylor, St. Louis, Fedotenko	1-3	2-3	29-20	47-1	17,109
49	1/27 @ PIT	W, 6-2	24-16-6-3	Kubina(p), Kubina(p), Stillman (p), Modin, St. Louis(s), Stillman	3-6	1-2	39-22	47-29	9,391
50	1/29 vs. PIT	W, 5-1	25-16-6-3	Richards, Kubina(p), Lecavalier, St. Louis, Lukowich	1-3	4-4	32-14	35-30	15,847
51	1/31 vs. ATL	W, 5-2	26-16-6-3	Modin(p), Modin, Andreychuk, Richards, Fedotenko	1-3	3-3	38-23	47-31	20,762+
52	2/2 @ PHI	W, 2-1	27-16-6-3	Kubina(p), Fedotenko	1-2	3-3	18-19	35-35	19,048
53	2/3 @ WSH	L, 1-2	27-17-6-3	Lecavalier	0-3	1-1	39-14	33-35	13,085
54	2/5 @ NSH	W, 5-2	28-17-6-3	Richards(p), Boyle(p), Kubina, Clymer, Taylor	2-4	6-6	29-26	35-29	9,879
55	2/10 vs. TOR	T, 4-4*	28-17-7-3	St. Louis(p), Lecavalier(p), Lecavalier(p), Richards	3-4	3-5	29-29	35-37	17,222
56	2/12 vs. MTL	W, 5-3	29-17-7-3	St. Louis(p), St. Louis, Richards, Lecavalier, Richards	1-6	3-4	41-25	47-60	15,644
57	2/14 vs. FLA	W, 3-2	30-17-7-3	Lecavalier, Sarich, St. Louis(s)	0-2	4-4	36-31	47-1	18,888
58	2/17 vs. PHI	W, 5-2	31-17-7-3	Modin, St. Louis, Richards, Boyle, Stillman	0-4	2-3	36-20	35-41	17,545
59	2/19 @ STL	L, 3-4*	31-17-7-4	Fedotenko, Stillman, Kubina	0-4	4-4	23-29	30-35	17,973
60	2/20 @ BUF	L, 3-4*	31-17-7-5	Andreychuk(p), Andreychuk(p), Stillman	2-4	4-4	33-26	43-47	18,124
61	2/23 @ WSH	W, 6-3	32-17-7-5	Sydor, Lecavalier(p), Modin(p), Andreychuk(p), Fedotenko, St. Louis	3-5	0-1	35-21	35-37	16,051
62	2/25 @ ATL	W, 4-2	33-17-7-5	Lecavalier, Richards, Lecavalier, Stillman	0-5	1-2	34-25	35-31	14,667
63	2/26 vs. TOR	W, 4-3	34-17-7-5	Kubina, Richards(s), Richards(p), Lecavalier	1-5	4-6	26-22	35-32	19,909+
64	2/28 vs. WSH	W, 4-2	35-17-7-5	Modin, Modin, Stillman, St. Louis(p)	1-4	3-3	23-23	35-35	20,124+
65	3/1 @ COL	W, 3-0	36-17-7-5	Richards, Lecavalier, St. Louis	0-3	1-1	29-16	35-1	18,007
66	3/3 @ CHI	W, 5-3	37-17-7-5	Lecavalier, Modin, Sarich(p), Fedotenko, Richards	0-2	3-4	29-30	35-30	10,702
67	3/5 vs. NJ	W, 3-2*	38-17-7-5	Afanasev, Lecavalier, Andreychuk	0-1	2-2	22-32	35-30	20,239+
68	3/6 @ FLA	W, 5-3	39-17-7-5	Afanasev, Andreychuk(p), Stillman, Boyle, Dingman	1-5	3-5	30-32	35-1	17,509
69	3/8 @ DET	T, 1-1*	39-17-8-5	Modin	0-5	2-2	38-29	34-35	20,066
70	3/10 @ CAR	W, 4-2	40-17-8-5	Andreychuk(p), Fedotenko, Boyle, Taylor	1-2	4-4	16-33	47-1	13,531
71	3/12 vs. NYR	W, 5-2	41-17-8-5	Stillman(p), St. Louis, Lecavalier, St. Louis(p), Lecavalier	2-4	2-3	37-28	35-30	20,026+
72	3/13 vs. CAR	L, 1-5	41-18-8-5	Fedotenko	0-3	6-7	21-26	80-47	20,237+
73	3/16 vs. NYI	L, 1-3	41-19-8-5	Modin	0-3	1-1	20-23	39-35	19,914+
74	3/18 vs. BUF	W, 3-1	42-19-8-5	Stillman, Taylor, St. Louis	0-5	4-4	26-26	35-35	19,946+
75	3/20 @ BOS	L, 4-5	42-20-8-5	Kubina, Andreychuk, Modin, Modin(p)	1-2	2-3	40-30	1-35	17,565
76	3/21 @ NYI	L, 0-3	42-21-8-5	-----	0-6	3-3	29-25	39-47	14,447
77	3/								

2002-2003 INDIVIDUAL SCORING

(36-25-16-5, 93 pts., 1st Southeast Division, Conf. Semi-Finals)

PLAYERS

PLAYER	GP	G	A	PTS	+/-	PIM	PP	SH	GW	GT	S	%
Vaclav Prospal	80	22	57	79	9	53	90	0	4	0	134	16.42
Vincent Lecavalier	80	33	45	78	0	39	11	2	3	1	275	12
Brad Richards	80	17	57	74	3	24	4	0	2	0	277	6.14
Martin St. Louis	82	33	37	70	10	32	12	3	5	3	201	16.42
Dan Boyle	77	13	40	53	9	44	8	0	1	1	136	9.56
Fredrik Modin	76	17	23	40	7	43	2	1	4	1	179	9.5
Dave Andreychuk	72	20	14	34	-12	34	15	0	3	2	170	11.76
Rusten Fedotenko	76	19	13	32	-7	44	6	0	6	0	113	16.81
Pavel Kubina	75	3	19	22	-7	78	0	0	0	0	139	2.16
Ben Clymer	65	6	12	18	-2	57	1	0	1	0	103	5.83
Andre Roy	62	10	7	17	0	119	0	0	2	0	85	11.76
Brad Lukowich	70	1	14	15	4	46	0	0	0	0	52	1.92
Cory Sarich	82	5	9	14	-3	63	0	0	2	0	79	6.33
Tim Taylor	82	4	8	12	-13	38	0	0	1	0	95	4.21
Alexander Svitov	63	4	4	8	-4	58	1	0	0	0	69	5.8
Janne Laukkanen (TOT)	19	2	6	8	-2	8	0	0	0	0	12	16.67
(TB)	2	1	0	1	1	0	0	0	0	0	2	50.00
(PIT)	17	1	6	7	-3	8	0	0	0	0	10	10.00
Nolan Pratt	67	1	7	8	-6	35	0	0	0	0	38	2.63
Marc Bergevin (TOT)	70	2	5	7	-11	36	0	0	0	0	27	7.41
(TB)	1	0	0	0	-2	0	0	0	0	0	0	0
(PIT)	69	2	5	7	-9	36	0	0	0	0	27	7.40
Sheldon Keefe	37	2	5	7	-1	24	0	0	0	0	51	3.92
Nikita Alexeev	37	4	2	6	-6	8	1	0	1	1	52	7.69
Stan Neckar	70	1	4	5	-6	43	0	0	1	0	38	2.63
Jassen Cullimore	28	1	3	4	3	31	0	0	0	0	23	4.35
Chris Dingman	51	2	1	3	-11	91	0	0	0	0	41	4.88
Jimmie Olvestad	37	0	3	3	-2	16	0	0	0	0	30	0
Nikolai Khabibulin	65	0	3	3	0	8	0	0	0	0	0	0
John Grahame (TOT)	40	0	2	2	0	11	0	0	0	0	0	0
(TB)	17	0	2	2	0	11	0	0	0	0	0	0
(BOS)	23	0	0	0	0	0	0	0	0	0	0	0
Evgeny Konstantinov	1	0	0	0	0	2	0	0	0	0	0	0
Kevin Hodson	7	0	0	0	0	2	0	0	0	0	0	0
Darren Rumble	19	0	0	0	-2	6	0	0	0	0	10	0

TRADED PLAYERS

PLAYER	GP	G	A	PTS	+/-	PIM	PP	SH	GW	GT	S	%
Brian Holzinger (TB)	5	0	1	1	1	2	0	0	0	0	3	0

GOALTENDERS

GOALTENDER	GP	MIN	AVG	W	L	T	EN	SO	GA	SVS	SV%
Nikolai Khabibulin	65	3787	2.47	30	22	11	5	4	156	1604	.911
John Grahame	17	914	2.23	6	5	4	1	2	34	390	.920
Evgeny Konstantinov	1	20	3.00	0	0	0	0	0	1	5	.833

TRADED GOALTENDERS

GOALTENDER	GP	MIN	AVG	W	L	T	EN	SO	GA	SVS	SV%
Kevin Hodson (TB)	7	283	2.54	0	3	1	1	0	12	101	.881

2002-2003 GAME-BY-GAME RESULTS

#	OPPONENT	RESULT	RECORD	SCORERS	PP	PK	SF - SA	W - L	ATTEND.	
				GLTNR						
1	10/10 @ FLA	W, 4 - 3*	1-0-0-0	Richards (p), Lukowich, Lecavalier, Prospal (gw)	1-6	5-7	32-25	35-1	18,013	
2	10/12 vs. CAR	W, 5 - 1	2-0-0-0	St. Louis (p), Fedotenko (gw), Andreychuk (p), Cullimore, Fedotenko (p)	3-11	9-10	24-22	35-1	19,814+	
3	10/18 vs. ATL	W, 8 - 5	3-0-0-0	Boyle, Lecavalier, Lecavalier, Prospal (p), Taylor, Fedotenko (gw), St. Louis (s), Taylor	1-7	4-6	31-26	35-33	14,974	
4	10/19 @ PIT	T, 3 - 3*	3-0-1-0	Clymer, St. Louis, Boyle (p-gt)	1-9	5-6	41-29	35-1	16,106	
5	10/21 @ NYR	W, 4 - 2	4-0-1-0	Clymer (p), St. Louis (p), Prospal (p-gw), St. Louis	3-8	2-3	29-20	35-31	17,258	
6	10/23 @ CBJ	T, 2 - 2*	4-0-2-0	St. Louis, Andreychuk (p-gt)	1-6	7-8	27-26	35-30	17,306	
7	10/25 vs. WSH	W, 3 - 2	5-0-2-0	Dingman, Andreychuk (p), Modin (gw)	1-9	5-5	37-27	35-37	17,442	
8	10/26 @ NJ	L, 1 - 5	5-1-2-0	Dingman	0-4	1-2	21-30	30-30	13,080	
9	10/28 @ FLA	W, 6 - 1	6-1-2-0	Andreychuk, Prospal (gw), Fedotenko (p), Clymer, Lecavalier, Modin	1-7	4-5	38-23	35-1	13,244	

#	OPPONENT	RESULT	RECORD	SCORERS	PP	PK	SF - SA	W - L	ATTEND.	
				GLTNR						
10	10/30 vs. NYR	W, 3 - 0	7-1-2-0	Taylor (gw), Modin, Lecavalier	0-6	6-6	22-24	35-35	17,512	
11	11/1 @ WSH	L, 2 - 3	7-2-2-0	St. Louis, Lecavalier	0-5	7-8	18-28	35-35	15,791	
12	11/2 @ PIT	L, 3 - 5	7-3-2-0	Prospal, St. Louis, St. Louis	0-4	2-5	29-25	1-35	17,108	
13	11/5 @ TOR	L, 3 - 4	7-4-2-0	Keefe, Roy, Richards	0-3	2-2	37-32	20-35	18,981	
14	11/8 vs. PIT	W, 4 - 1	8-4-2-0	Lecavalier (p), Lecavalier (gw), Modin, Lecavalier	1-7	5-5	22-16	35-1	18,741	
15	11/9 vs. CHI	L, 2 - 3*	8-4-2-1	St. Louis (p), Prospal (p)	2-13	3-3	39-18	41-35	18,802	
16	11/11 vs. PHX	W, 4 - 2	9-4-2-1	Modin (p), Roy, Neckar (gw), Andreychuk (p)	2-7	4-5	26-36	35-33	14,439	
17	11/15 vs. SJ	W, 4 - 2	10-4-2-1	Andreychuk (p), Svitov, Fedotenko (gw), St. Louis	1-7	6-7	27-29	35-20	15,744	
18	11/17 @ CAR	W, 2 - 1*	11-4-2-1	Kubina, Sarich (gw)	0-6	5-6	31-36	35-80	13,970	
19	11/19 vs. PHI	L, 2 - 3	11-5-2-1	Lecavalier (p), Keefe	1-7	2-2	19-32	32-35	17,154	
20	11/21 vs. NYI	L, 2 - 7	11-6-2-1	Clymer, Roy	0-5	6-7	34-38	30-35	15,022	
21	11/23 @ NJ	W, 3 - 1	12-6-2-1	Roy, Andreychuk (p-gw), Andreychuk	1-1	1-1	23-33	35-35	14,636	
22	11/27 @ BUF	T, 1 - 1*	12-6-3-1	Modin (gt)	0-7	2-2	24-23	30-43	11,420	
23	11/29 vs. VAN	L, 3 - 5	12-7-3-1	Richards (p), St. Louis (p), St. Louis	2-4	1-3	35-33	1-35	16,875	
24	12/1 @ NYR	L, 3 - 4	12-8-3-1	Fedotenko (p), Roy, St. Louis (p)	2-4	1-2	26-29	31-35	18,200	
25	12/3 @ TOR	L, 3 - 4*	12-8-3-2	St. Louis, Modin, Lecavalier	0-3	3-3	28-48	20-35	19,206	
26	12/5 vs. EDM	W, 3 - 2	13-8-3-2	Lecavalier (p), Kubina, Fedotenko (gw)	1-2	4-5	21-27	35-35	13,454	
27	12/7 @ BOS	L, 2 - 3*	13-8-3-3	Richards, Boyle (p)	1-4	3-3	22-34	47-35	14,303	
28	12/8 @ CHI	L, 1 - 3	13-9-3-3	St. Louis (p)	1-5	4-4	21-38	41-35	11,647	
29	12/10 @ MIN	L, 3 - 5	13-10-3-3	Boyle, Boyle (p), Svitov (p)	2-5	2-3	35-24	35-35	18,064	
30	12/12 @ MTL	W, 3 - 2	14-10-3-3	Boyle (p), Richards, St. Louis (gw)	1-5	6-6	34-20	35-31	19,588	
31	12/14 vs. NYI	W, 4 - 3	15-10-3-3	Sarich, Lecavalier, Lecavalier (s), Prospal (gw)	0-4	3-4	24-27	35-30	15,912	
32	12/18 @ CAR	T, 1 - 1*	15-10-4-3	Richards	0-2	5-6	22-28	35-1	15,236	
33	12/19 vs. TOR	L, 1 - 2	15-11-4-3	Richards	0-5	3-3	30-19	20-30	14,987	
34	12/21 vs. NSH	T, 2 - 2*	15-11-5-3	Lecavalier (p), Boyle	1-5	3-3	40-26	35-29	15,248	
35	12/23 @ WSH	L, 0 - 3	15-12-5-3	-----	0-6	4-4	40-25	37-35	13,875	
36	12/27 vs. BOS	W, 5 - 2	16-12-5-3	Andreychuk, Modin (p), St. Louis (gw), Modin, Prospal	1-5	1-2	26-34	35-47	20,819+	
37	12/29 vs. NYR	W, 5 - 3	17-12-5-3	St. Louis (p), Fedotenko (p), Andreychuk (p), Modin (gw), Andreychuk (p)	4-13	5-7	43-31	35-30	17,837	
38	12/31 vs. OTT	L, 3 - 6	17-13-5-3	Lecavalier, Richards, Fedotenko	0-2	2-3	26-30	40-30	14,452	
39	1/2 @ CGY	L, 1 - 4	17-14-5-3	St. Louis (p)	1-5	2-5	26-32	1-35	14,881	
40	1/4 @ STL	L, 1 - 5	17-15-5-3	Roy	0-6	2-3	27-22	35-35	19,829	
41	1/7 vs. DET	W, 1 - 0	18-15-5-3	Richards (gw)	0-1	1-1	32-30	35-31	19,941+	
42	1/9 vs. ATL	L, 2 - 3*	18-15-5-4	Lecavalier (p), Andreychuk (p)	2-4	6-6	32-39	34-35	12,622	
43	1/11 vs. NJ	T, 3 - 3*	18-15-6-4	Kubina, Sarich, St. Louis (p-gt)	1-4	2-3	25-32	35-30	15,842	
44	1/14 @ OTT	L, 0 - 7	18-16-6-4	-----	0-2	2-3	17-28	40-35	18,500	
45	1/17 vs. PIT	L, 2 - 3	18-17-6-4	Roy, Lecavalier (p)	1-7	3-3	31-21	31-47	18,202	
46	1/18 @ PHI	L, 2 - 3	18-18-6-4	Prospal, Lecavalier	0-2	5-7	14-24	42-35	19,536	
47	1/20 vs. OTT	W, 6 - 2	19-18-6-4	Prospal, Modin, Alexeev (gw), St. Louis, Richards, Lecavalier	0-3	7-7	30-24	47-40	12,022	
48	1/22 vs. MTL	T, 2 - 2*	19-18-7-4	Fedotenko (p), Andreychuk (p-gt)	2-4	1-2	36-28	35-60	15,343	
49	1/24 @ DAL	W, 4 - 1	20-18-7-4	Lecavalier, Roy (gw), Roy, St. Louis (s)	0-5	3-4	22-26	47-31	18,532	
50	1/25 @ NSH	L, 2 - 3	20-19-7-4	Fedotenko, Prospal (p)	1-4	5-5	24-21	29-35	14,560	
51	1/28 @ PHI	W, 3 - 0	21-19-7-4	Fedotenko (gw), St. Louis, Modin (s)	0-3	3-3	22-34	47-32	19,126	
52	1/30 vs. CAR	W, 3 - 1	22-19-7-4	St. Louis (p), St. Louis (gw), St. Louis	1-7	2-2	31-25	47-80	13,541	
53	2/4 vs. WSH	L, 1 - 5	22-20-7-4	Modin	0-7	3-6	28-23	37-47	13,141	
54	2/6 vs. TOR	L, 2 - 3*	22-20-7-5	Fedotenko, Andreychuk (p)	1-8	2-2	36-24	37-35	16,204	
55	2/8 @ FLA	T, 4 - 4*	22-20-8-5	Pratt, Andreychuk, Richards, Svitov	0-2	3-5	24-26	35-1	14,522	
56	2/11 @ NYI	L, 2 - 6	22-21-8-5	Boyle (p), Modin	1-8	2-4	42-33	30-35	14,039	
57	2/14 @ ATL	T, 2 - 2*	22-21-9-5	Prospal (p), Alexeev (gt)	1-3	4-4	30-35	47-31	17,033	
58	2/15 vs. BOS	W, 5 - 2	23-21-9-5	Alexeev (p), Lecavalier, Boyle (p-gw), Clymer, Boyle	2-7	3-3	34-32	35-31	19,934+	
59	2/17 vs. WSH	W, 3 - 1	24-21-9-5	Boyle (p), Modin (gw), Prospal	1-5	1-1	30-15	35-37	13,954	
60	2/19 vs. ATL	W, 2 - 0	25-21-9-5	St. Louis (gw), Richards	0-1	3-3	36-27	47-33	13,562	
61	2/21 @ CAR	T, 2 - 2*	25-21-10-5	Prospal, Prospal (p)	1-4	2-2	36-25	35-80	16,732	
62	2/23 vs. BUF	L, 1 - 4	25-22-10-5	Richards (p)	1-4	1-2	31-25	43-47	16,654	
63	2/25 vs. ANA	W, 2 - 0	26-22-10-5	Andreychuk (gw), Alexeev	0-4	1-1	26-24	35-29	15,634	
64	2/27 vs. FLA	W, 3 - 1	27-22-10-5	Richards (p), Lecavalier (gw), Prospal	1-2	2-2	39-36	35-1	14,192	
65	3/1 @ OTT	W, 2 - 1	28-22-10-5	St. Louis (p), Lecavalier (gw)	1-2	2-2	26-31	35-40	18,033	
66	3/4 @ NYI	W, 3 - 1	29-22-10-5	Richards, St. Louis (s-gw), Lecavalier	0-2	4-4	27-26	35-30	15,384	
67	3/5 @ DET									

2001-2002 STATS

2001-2002 INDIVIDUAL SCORING (27-40-11-4, 69 pts., 3rd Southeast Division)

PLAYERS

PLAYER	GP	G	A	PTS	+/-	PIM	PP	SH	GW	GT	S	%
Brad Richards	82	20	42	62	-18	13	5	0	0	1	251	7.97
Vaclav Prospal	81	18	37	55	-11	38	7	0	2	0	166	10.84
Dave Andreychuk	82	21	17	38	-12	109	9	1	5	0	161	13.04
Vincent Lecavalier	76	20	17	37	-18	61	5	0	3	1	164	12.20
Martin St. Louis	53	16	19	35	4	20	6	1	2	2	105	15.24
Ben Clymer	81	14	20	34	-10	36	4	0	2	0	151	9.27
Pavel Kubina	82	11	23	34	-22	106	5	2	3	0	189	5.82
Fredrik Modin	54	14	17	31	0	27	2	0	4	1	141	9.93
Dan Boyle (TOT)	66	8	17	26	-16	39	3	0	1	1	99	8.08
(TB)	41	5	15	20	-15	27	2	0	1	1	68	7.4
(FLA)	25	3	3	6	-1	12	1	0	0	0	31	9.7
Shane Willis (TOT)	80	11	13	24	-8	30	2	0	0	1	155	7.10
(TB)	21	4	3	7	0	6	0	0	0	0	29	13.8
(CAR)	59	7	10	17	-8	24	2	0	0	1	126	5.6
Andre Roy (TOT)	65	7	9	16	-2	211	0	0	0	0	66	10.61
(TB)	9	1	1	2	-5	63	0	0	0	0	6	16.7
(OTT)	56	6	8	14	3	148	0	0	0	0	60	10.0
Jimmie Olvestad	74	3	11	14	3	24	0	0	0	0	99	3.03
Sheldon Keefe	39	6	7	13	-11	16	0	0	1	2	52	11.54
Jassen Cullimore	78	4	9	13	-1	58	0	0	1	0	84	4.76
Cory Sarich	72	0	11	11	-4	105	0	0	0	0	55	0.00
Tim Taylor	48	4	4	8	-2	25	0	1	0	0	50	8.00
Nikita Alexeev	44	4	4	8	-9	8	1	0	1	0	47	8.51
Stan Neckar	77	1	7	8	-18	24	0	1	0	0	38	2.63
Martin Cibak	26	1	5	6	-6	8	0	0	0	0	22	4.55
Chris Dingman (TOT)	44	0	5	5	-10	103	0	0	0	0	41	0.00
(TB)	14	0	4	4	-8	26	0	0	0	0	24	0.00
(CAR)	30	0	1	1	-2	77	0	0	0	0	17	0.00
Grant Ledyard	53	1	3	4	-5	12	0	0	0	0	27	3.70
Brian Holzinger	23	1	2	3	-4	4	0	0	0	0	20	5.00
Nolan Pratt	46	0	3	3	-4	51	0	0	0	0	38	0.00
Gordie Dwyer	26	0	2	2	-4	60	0	0	0	0	6	0.00
Josef Boumedienne (TOT)	4	1	0	1	-2	6	0	0	0	0	1	100.0
(TB)	3	0	0	0	-1	4	0	0	0	0	0	0.00
(NJ)	1	1	0	1	-1	2	0	0	0	0	1	100.0
Martin Biron	36	0	0	0	-16	12	0	0	0	0	35	0.00
Sascha Goc (TOT)	11	0	0	0	-2	0	0	0	0	0	4	0.00
(TB)	9	0	0	0	0	0	0	0	0	0	2	0.00
(NJ)	2	0	0	0	-2	0	0	0	0	0	2	0.00
Dmitry Afanasev	5	0	0	0	-1	0	0	0	0	0	1	0.00
Ryan Tobler	4	0	0	0	-2	5	0	0	0	0	1	0.00
Gaetan Royer	3	0	0	0	-1	2	0	0	0	0	0	0.00
Kristian Kudroc	2	0	0	0	0	0	0	0	0	0	0	0.00

TRADED PLAYERS

PLAYER	GP	G	A	PTS	+/-	PIM	PP	SH	GW	GT	S	%
Matthew Barnaby (TB)	29	0	0	0	-7	70	0	0	0	0	13	0.00
Zdeno Cigar (TB)	27	6	6	12	-12	10	0	0	2	0	44	13.6
Glen Metropolit (TB)	2	0	0	0	-2	0	0	0	0	0	1	0.00
Juha Ylonen (TB)	65	3	10	13	-10	8	0	0	0	0	75	4.0
Andrei Zyuzin (TB)	9	0	2	2	-6	6	0	0	0	0	14	0.00

GOALTENDERS

GOALTENDER	GP	MIN	AVG	W	L	T	EN	SO	GA	SVS	SV%
Nikolai Khabibulin	70	3896	2.36	24	32	10	7	7	153	1761	.920
Dieter Kobach	5	237	4.05	0	3	1	0	0	16	113	.876

TRADED GOALTENDERS

GOALTENDER	GP	MIN	AVG	W	L	T	EN	SO	GA	SVS	SV%
Kevin Weekes (TB)	19	830	2.89	3	9	0	3	2	40	430	.915

2001-2002 GAME-BY-GAME RESULTS

#	OPPONENT	RESULT	RECORD	SCORERS	GOALTENDER(S)	PP	PK	SF-SA	ATTEND.
1	10/05 vs. NYI	L, 2-3	00-01-00-00	Olvestad, Richards (p)	Khabibulin	1-7	3-4	25-34	20,174+
2	10/07 vs. FLA	L, 0-5	00-02-00-00	-----	Khabibulin	0-4	2-4	28-37	12,658
3	10/11 @ SJ	L, 3-4	00-03-00-00	Richards, St. Louis (p), Modin	Khabibulin	1-3	4-6	27-38	16,591
4	10/13 @ LA	W, 1-0	01-03-00-00	Prospal (gw)	Weekes	0-6	6-6	19-31	17,114
5	10/14 @ ANA	W, 3-2	02-03-00-00	Modin (p), Clymer, Andreychuk (p-gw)	Khabibulin	2-5	3-4	27-35	9,579
6	10/16 @ COL	L, 1-2	02-04-00-00	Prospal	Khabibulin	0-5	3-3	20-25	18,007
7	10/20 vs. NYR	W, 5-2	03-04-00-00	Clymer (p), Modin, Andreychuk (gw), Clymer, St. Louis (p)	Khabibulin	2-7	5-5	36-35	19,056
8	10/23 vs. WSH	T, 1-1*	03-04-01-00	St. Louis (p-gt)	Khabibulin	1-5	2-2	24-21	13,319
9	10/25 vs. LA	W, 3-0	04-04-01-00	Modin (gw), St. Louis, Neckar (s)	Khabibulin	0-6	5-5	18-28	12,957
10	10/27 @ ATL	L, 3-4	04-05-01-00	Clymer (p), Prospal (p), Prospal (p)	Khabibulin(3-11)	2-6	2-2	32-25	14,569

#	OPPONENT	RESULT	RECORD	SCORERS	GOALTENDER(S)	PP	PK	SF-SA	ATTEND.
11	10/30 @ TOR	L, 2-3	04-06-01-00	Richards, St. Louis	Weekes (1-14)	0-7	3-3	22-35	19,061
12	11/02 @ BUF	L, 1-4	04-07-01-00	St. Louis (p)	Khabibulin	1-3	3-5	27-34	16,104
13	11/03 @ PIT	L, 1-2*	04-07-01-01	Lecavalier	Khabibulin	0-4	6-6	30-30	17,148
14	11/06 @ NYI	L, 0-3	04-08-01-01	-----	Khabibulin	0-5	6-7	29-22	10,316
15	11/08 vs. PHI	L, 1-2	04-09-01-01	Kubina	Khabibulin (2-35), Weekes (0-0)	0-2	2-2	23-35	17,217
16	11/10 vs. PIT	W, 3-2*	05-09-01-01	Lecavalier, Ylonen, Prospal (p-gw)	Khabibulin	1-7	4-5	34-31	18,812
17	11/15 vs. TOR	L, 2-3	05-10-01-01	Lecavalier, Taylor	Khabibulin	0-2	1-1	20-22	14,842
18	11/17 vs. CAR	W, 2-0	06-10-01-01	Clymer (gw), Taylor	Khabibulin	0-2	4-4	24-26	19,758+
19	11/20 vs. ANA	W, 2-2	07-10-01-01	Ylonen, Prospal (p), Clymer (p-gw)	Khabibulin	2-6	2-3	21-29	15,012
20	11/21 @ WSH	L, 2-3	07-11-01-01	Cullimore, Holzinger	Weekes (3-48), Khabibulin (0-0)	0-1	2-2	25-48	16,020
21	11/23 vs. NJ	W, 2-0	08-11-01-01	Modin (gw), Prospal	Khabibulin	1-9	3-3	22-29	17,572
22	11/25 @ CAR	W, 4-0	09-11-01-01	Kubina (s-gw), Taylor (s), Modin, Richards	Khabibulin	0-2	9-9	28-41	13,561
23	11/27 @ BOS	L, 3-6	09-12-01-01	Clymer (p), Andreychuk (p), St. Louis	Khabibulin (4-24), Weekes (1-5)	2-2	2-2	25-30	12,167
24	11/29 vs. ATL	W, 5-2	10-12-01-01	Kubina (p), Richards, Cullimore (gw), Andreychuk, Prospal	Khabibulin	1-3	2-3	38-41	11,421
25	12/01 @ PHI	L, 0-2	10-13-01-01	-----	Weekes	0-4	5-5	15-42	19,476
26	12/02 @ NYR	L, 0-1	10-14-01-01	-----	Khabibulin	0-3	4-4	20-27	17,866
27	12/04 @ NJ	T, 1-1*	10-14-02-01	Modin	Khabibulin	0-2	1-2	11-42	12,002
28	12/06 vs. CBJ	W, 1-0	11-14-02-01	Modin (gw)	Khabibulin	0-3	1-1	24-27	12,209
29	12/08 @ OTT	L, 2-5	11-15-02-01	Richards, Lecavalier (p)	Weekes	1-4	4-6	27-44	15,277
30	12/10 @ VAN	T, 1-1*	11-15-03-01	Richards (gt)	Khabibulin	0-2	1-1	35-28	15,370
31	12/12 @ CGY	W, 3-1	12-15-03-01	Richards (p), Andreychuk (gw), Taylor	Khabibulin	1-3	2-2	21-29	13,913
32	12/14 @ EDM	L, 1-2	12-16-03-01	Keefe	Khabibulin	0-3	2-2	33-35	16,272
33	12/17 @ MTL	W, 4-3	13-16-03-01	Lecavalier, St. Louis, Clymer, St. Louis	Khabibulin	0-0	2-2	31-22	19,743
34	12/21 vs. STL	W, 4-3*	14-16-03-01	Lecavalier (p), Modin, Modin, Lecavalier (gw)	Khabibulin	1-2	3-4	18-40	15,223
35	12/26 @ NSH	W, 1-0	15-16-03-01	Modin (gw)	Weekes	0-1	2-2	22-31	13,840
36	12/27 vs. CAR	L, 2-3	15-17-03-01	Ylonen, Modin	Khabibulin	0-4	2-2	32-28	16,413
37	12/29 vs. BOS	L, 4-5*	15-17-03-02	Richards (p), Prospal (p), St. Louis (p), Cullimore	Khabibulin	3-5	1-1	28-39	20,354+
38	12/31 vs. TOR	L, 1-4	15-18-03-02	St. Louis	Weekes	0-2	2-3	17-38	16,721
39	01/02 @ MIN	L, 0-2	15-19-03-02	-----	Khabibulin	0-4	2-2	36-20	16,568
40	01/04 @ CHI	L, 0-2	15-20-03-02	-----	Khabibulin	0-4	3-4	17-29	16,608
41	01/06 @ PHX	W, 3-0	16-20-03-02	Ciger (gw), St. Louis (s), Andreychuk (p)	Khabibulin	1-3	3-3	24-33	10,570
42	01/08 vs. DAL	L, 1-2	16-21-03-02	Andreychuk	Khabibulin	0-4	4-4	35-28	12,874
43	01/12 vs. OTT	L, 1-2	16-22-03-02	Richards	Khabibulin	0-2	0-1	34-25	13,712
44	01/13 @ ATL	T, 2-2*	16-22-04-02	Andreychuk, Modin (p-gt)	Khabibulin	1-2	1-1	39-24	10,839
45	01/15 @ NJ	W, 5-4*	17-22-04-02	Ciger, St. Louis (p), Ciger, Lecavalier (p), Ciger (gw)	Weekes (3-19), Khabibulin (1-21)	2-4	1-2	17-40	11,731
46	01/18 vs. CHI	T, 2-2*	17-22-05-02	St. Louis, St. Louis (gt)	Khabibulin	0-3	0-1	32-36	17,895
47	01/19 vs. MTL	L, 1-5	17-23-05-02	Ciger	Khabibulin	0-3	3-3	25-28	15,264
48	01/21 vs. NJ	W, 3-2	18-23-05-02	Lecavalier, Clymer,	Weekes (2-21), Khabibulin	0-3	4-4	17-33	13,134
49	01/23 @ PIT	L, 1-5	18-24-05-02	Clymer	St. Louis (gw), Khabibulin (3-11)	0-5	1-4	27-27	15,127
50	01/25 @ BUF	L, 1-4	18-25-05-02	Modin	Weekes (2-16), Khabibulin	0-6	6-6	22-33	18,690
51	01/26 @ NYI	L, 2-6	18-26-05-02	Ledyard, Lecavalier	Weekes	0-4	2-2	25-25	16,234
52	01/28 @ NYR	W, 1-0	19-26-05-02	Lecavalier (gw)	Khabibulin	0-1	1-1	21-42	18,200
53	01/30 vs. CAR	L, 1-3	19-27-05-02	Kubina (p)	Khabibulin	1-3	2-3	19-40	13,234
54	02/04 vs. OTT	T, 4-4*	19-27-06-02	Lecavalier, Prospal, Kubina, Richards	Khabibulin	0-2	3-4	31-33	12,358
55	02/06 @ FLA	W, 3-2	20-27-06-02	Andreychuk (p), Clymer, Alexeev (gw)	Weekes	1-2	2-3	21-39	13,684
56	02/07 vs. PHI	L, 1-3	20-28-06-02	Lecavalier	Khabibulin	0-2	2-2	37-28	14,911
57	02/09 vs. WSH	L, 2-4	20-29-06-02	Prospal, Andreychuk	Khabibulin (3-12), Weekes (0-9)	0-1	0-0	21-22	16,675
58	02/11 @ WSH	L, 1-3	20-30-06-02	Ciger	Weekes (2-19), Khabibulin (1-12)	0-2	3-3	20-31	16,094
59	02/26 vs. DET	L, 3-4*	20-30-06-03	Prosp					

2000-2001 INDIVIDUAL SCORING (24-47-6-5, 59 pts., 5th Southeast Division)

PLAYERS

PLAYER	GP	G	A	PTS	+/-	PIM	PP	SH	GW	GT	S	%
Brad Richards*	82	21	41	62	-10	14	7	0	3	0	179	11.7
Fredrik Modin	76	32	24	56	-1	48	8	0	0	0	217	14.7
Vincent Lecavalier	68	23	28	51	-26	66	7	0	4	0	165	13.9
Martin St. Louis	78	18	22	40	-4	12	3	3	4	0	141	12.8
Brian Holzing	70	11	25	36	-9	64	3	0	2	0	87	12.6
Pavel Kubina	70	11	19	30	-14	103	3	1	0	1	128	8.6
Adrian Aucoin (TOT)	73	4	24	28	5	45	2	0	0	0	159	2.5
(TB)	26	1	11	12	-8	25	1	0	0	0	60	1.7
(VAN)	47	3	13	16	13	20	1	0	0	0	99	3.0
Alexander Kharitonov*	66	7	15	22	-9	8	0	0	0	0	103	6.8
Todd Warriner	64	10	11	21	-13	46	3	2	1	1	99	10.1
Ryan Johnson	80	7	14	21	-20	44	1	0	0	0	71	9.9
Nils Ekman	43	9	11	20	-15	40	2	1	1	0	72	12.5
Andrei Zyuzin	64	4	16	20	-8	76	2	1	1	1	92	4.3
Matthew Barnaby (TOT)	76	5	8	13	-10	265	1	0	0	0	67	7.5
(TB)	29	4	4	8	-3	97	1	0	0	0	29	13.8
(PIT)	47	1	4	5	-7	168	0	0	0	0	38	2.6
Cory Sarich	73	1	8	9	-25	106	0	0	1	0	66	1.5
Jassen Cullimore	74	1	6	7	-6	80	0	0	0	0	56	1.8
Ben Clymer	23	5	1	6	-7	21	3	0	0	0	25	20
Stan Drulia	34	2	4	6	-11	18	1	0	0	0	20	10
Stan Neckar (TOT)	69	2	4	6	-3	71	0	0	1	0	26	7.7
(TB)	16	0	2	2	-1	8	0	0	0	0	10	0.0
(PHX)	53	2	2	4	-2	63	0	0	1	0	16	12.5
Kristian Kudroc*	22	2	2	4	0	36	0	0	0	0	12	16.7
Sheldon Keefe*	49	4	0	4	-13	38	0	0	0	0	32	12.5
John Emmons (TOT)	53	2	2	4	-5	42	0	0	0	0	37	5.4
(TB)	12	1	1	2	0	22	0	0	0	0	9	11.1
(OTT)	41	1	1	2	-5	20	0	0	0	0	28	3.6
Petr Svoboda	19	1	3	4	-4	41	0	0	0	0	16	6.2
Dmitry Afanasev*	9	1	1	2	1	4	0	0	0	0	8	12.5
Kaspars Astashenko*	15	1	1	2	-4	4	0	0	0	0	4	25
Sergey Gusev	16	1	0	1	-3	10	0	0	0	0	13	7.7
Kyle Friedrich*	13	0	1	1	-1	36	0	0	0	0	3	0.0
Gordie Dwyer*	28	0	1	1	-7	96	0	0	0	0	12	0.0
Kevin Weekes	61	0	1	1	0	4	0	0	0	0	0	0.0
Evgeny Konstantinov*	1	0	0	0	0	0	0	0	0	0	0	0.0
Marek Posmyk*	1	0	0	0	-1	0	0	0	0	0	0	0.0
Nikolai Khabibulin	2	0	0	0	0	0	0	0	0	0	0	0.0
Thomas Ziegler*	5	0	0	0	-2	0	0	0	0	0	2	0.0
Matt Elich	8	0	0	0	-5	0	0	0	0	0	7	0.0
Dieter Kochan*	10	0	0	0	0	0	0	0	0	0	0	0.0
Wade Flaherty (TOT)	22	0	0	0	0	2	0	0	0	0	0	0.0
(TB)	2	0	0	0	0	0	0	0	0	0	0	0.0
(NYI)	20	0	0	0	0	2	0	0	0	0	0	0.0

TRADED PLAYERS

PLAYER	GP	G	A	PTS	+/-	PIM	PP	SH	GW	GT	S	%
Mike Johnson (TB)	64	11	27	38	-10	38	3	1	0	1	107	10.3
Paul Mara (TB)	46	6	10	16	-17	40	2	0	1	0	58	10.3
Wayne Primeau (TB)	47	2	13	15	-17	77	0	0	0	0	47	4.3
Maxim Galanov (TB)	25	0	5	5	-5	8	0	0	0	0	10	0.0
Grant Ledyard (TB)	14	2	2	4	-5	12	0	0	0	0	12	16.7
Craig Millar (TB)	16	1	1	2	-8	10	0	0	0	1	10	10.0
Bryan Muir (TB)	10	0	3	3	-7	15	0	0	0	0	14	0.0
Steve Martins (TB)	20	1	1	2	-9	13	0	0	0	0	18	5.6

GOALTENDERS

GOALTENDER	GP	MIN	AVG	W	L	T	EN	SO	GA	SVS	SV%
Evgeny Konstantinov*	1	0	0	0	0	0	0	0	0	0	—
Nikolai Khabibulin	2	123	2.93	1	1	0	0	0	6	69	.898
Kevin Weekes	61	3378	3.14	20	33	3	8	4	177	1742	.898
Wade Flaherty (TOT)	22	1135	3.38	6	12	0	3	1	64	525	.878
(TB)	2	118	4.07	0	2	0	0	0	8	55	.855
(NYI) 20	1017	3.30	6	10	0	3	1	56	470	.881	
Dieter Kochan *	10	314	3.44	0	3	0	1	0	18	138	.870

TRADED GOALTENDERS

GOALTENDER	GP	MIN	AVG	W	L	T	EN	SO	GA	SVS	SV%
Dan Cloutier (TB)	24	1005	3.52	3	13	3	3	1	59	541	.891

2000-2001 GAME-BY-GAME RESULTS

#	OPPONENT	RESULT	RECORD	SCORERS	GOALTENDER(S)	PP	PK	SF-SA	ATTEND.
1	10/6 vs. NYI	T, 3-3*	0-0-1-0	Kubina (p), M. Johnson, Svoboda	Cloutier	1-9	8-8	24-36	20,686+
2	10/8 vs. VAN	L, 4-5	0-1-1-0	Martins, Modin (p), Mara, Richards	Cloutier	1-4	7-7	16-41	12,322
3	10/13 @ PIT	L, 2-3	0-2-1-0	Lecavalier (p), Holzing	Weekes	1-3	6-6	25-26	14,927
4	10/15 vs. ATL	W, 5-2	1-2-1-0	Modin (p), Lecavalier (p), Holzing (gw), Warriner (p), Kubina (p)	Weekes	4-12	5-5	31-22	12,373
5	10/18 @ MIN	L, 5-6	1-3-1-0	Lecavalier, Richards (p), Warriner (s), Kharitonov, Modin	Weekes (5-34), Cloutier (0-0)	1-7	5-7	24-35	18,064
6	10/21 @ NYI	L, 2-7	1-4-1-0	Modin, Kubina (p)	Cloutier (7-32), Weekes (0-12)	1-6	3-6	15-44	15,097

#	OPPONENT	RESULT	RECORD	SCORERS	GOALTENDER(S)	PP	PK	SF-SA	ATTEND.
7	10/22 @ NYR	W, 4-2	2-4-1-0	Modin, M. Johnson (p), Modin (gw), Modin	Weekes	1-9	7-8	22-34	18,200
8	10/25 @ DET	L, 1-5	2-5-1-0	Kharitonov	Weekes	0-4	2-4	26-41	19,995
9	10/27 vs. OTT	L, 0-6	2-6-1-0	-----	Weekes (4-17), Kochan (2-13)	0-6	3-4	24-35	15,413
10	10/31 @ CAR	L, 5-6*	2-6-1-1	Lecavalier, Lecavalier, Modin (p), Richards,	Weekes (6-32), Holzinger Kochan (0-0)	1-5	4-6	25-32	7,016
11	11/1 @ NYR	L, 1-6	2-7-1-1	R. Johnson	Weekes (6-28), Kochan (0-8)	0-3	3-5	32-36	18,200
12	11/3 vs. NYI	W, 4-3*	3-7-1-1	Kubina (p), Drulia, M. Johnson (s), Millar (gw)	Weekes (3-34), Kochan (0-1)	1-6	6-8	33-35	12,234
13	11/5 vs. WSH	W, 5-2	4-7-1-1	Primeau, M. Johnson, Mara (p-gw), Mara, Keefe	Weekes	1-8	3-4	26-26	14,582
14	11/10 vs. MTL	W, 3-1	5-7-1-1	Lecavalier, Modin (gw), Drulia (p-e)	Weekes	1-6	7-8	17-27	13,313
15	11/11 vs. CGY	L, 3-4	5-8-1-1	M. Johnson (p), Lecavalier, Modin (p)	Weekes (4-40), Kochan (0-0)	2-5	3-4	32-40	13,088
16	11/14 @ MTL	W, 1-0	6-8-1-1	Lecavalier (p-gw)	Weekes	1-7	8-8	23-34	19,052
17	11/17 @ TOR	T, 2-2*	6-8-2-1	M. Johnson, Warriner (gt)	Weekes	0-4	6-6	21-36	19,145
18	11/20 @ DAL	L, 2-6	6-9-2-1	Kubina (p), Richards (p)	Weekes (5-20), Cloutier (1-5)	2-8	3-4	20-25	17,001
19	11/22 vs. ATL	W, 8-2	7-9-2-1	Richards, Keefe, Lecavalier (gw), Richards (p), St. Louis (s), Gusev, Kubina, Modin	Cloutier	1-6	4-4	33-27	12,637
20	11/24 vs. FLA	W, 2-1	8-9-2-1	M. Johnson, Sarich (gw)	Weekes	0-3	4-4	22-21	19,424
21	11/25 @ FLA	L, 1-2*	8-9-2-2	St. Louis	Cloutier	0-5	5-5	22-27	15,612
22	11/27 @ NYI	L, 4-7	8-10-2-2	Lecavalier, Modin (p) Richards, St. Louis	Weekes (4-18), Cloutier (3-20)	1-7	5-6	23-38	7,807
23	11/28 @ WSH	L, 1-4	8-11-2-2	Lecavalier (p)	Weekes	1-5	3-5	14-45	11,504
24	12/1 @ ATL	L, 3-5	8-12-2-2	Mara (p), Holzing, Richards (p)	Weekes	2-6	3-4	30-37	14,599
25	12-2 vs. DET	W, 3-0	9-12-2-2	Lecavalier (gw), Lecavalier, Warriner (p)	Cloutier	1-7	6-6	32-26	20,718+
26	12/6 @ PHI	L, 3-6	9-13-2-2	Kubina, Lecavalier, Modin	Cloutier	0-3	1-2	23-40	19,565
27	12/8 vs. COL	L, 0-2	9-14-2-2	-----	Kochan (2-29), Konstantinov (0-0)	0-2	2-4	24-29	19,826+
28	12/11 @ COL	T, 2-2*	9-14-3-2	Kharitonov, M. Johnson (p-gt) Modin, M. Johnson	Kochan (2-33), Cloutier (0-0)	1-4	4-5	26-33	18,007
29	12/14 @ PHX	L, 2-3	9-15-3-2	-----	Weekes (3-35), Cloutier (0-0)	0-6	3-4	22-35	11,944
30	12/16 @ LA	W, 4-3	10-15-3-2	Modin, Modin, Richards, St. Louis (gw)	Weekes	0-3	4-5	24-41	15,576
31	12/17 @ ANA	L, 1-3	10-16-3-2	Richards	Cloutier	0-6	1-2	26-27	11,207
32	12/21 vs. PIT	T, 1-1*	10-16-4-2	Astashenko	Weekes	0-4	3-3	32-39	14,444
33	12/23 vs. NJ	L, 1-5	10-17-4-2	R. Johnson	Weekes (4-13), Cloutier (1-13)	0-4	3-5	29-26	15,184
34	12/26 vs. CAR	W, 3-2	11-17-4-2	Modin (p), Keefe, Richards (gw)	Weekes	1-6	4-5	22-22	12,128
35	12/28 vs. PHI	W, 4-3	12-17-4-2	St. Louis, St. Louis, Modin, Modin (gw)	Weekes	0-4	6-6	18-35	20,424+
36	12/30 vs. BOS	T, 1-1*	12-17-5-2	Zyuzin (p-gt)	Cloutier	1-6	5-5	23-34	16,823
37	12/31 vs. TOR	L, 2-3	12-18-5-2	Richards (p), R. Johnson	Weekes (3-34), Cloutier (0-1)	1-3	0-1	24-35	16,105
38	1/3 @ CAR	L, 2-3	12-19-5-2	Mara, Lecavalier	Cloutier (3-8), Cloutier (0-1)	0-7	5-6	38-20	7,517
39	1/4 @ OTT	L, 3-8	12-20-5-2	Holzinger, Kharitonov, R. Johnson (p)	Weekes (0-12), Weekes (4-21), Cloutier (4-23)	1-6	2-3	25-44	17,026
40	1/7 @ CHI	L, 4-7	12-21-5-2	Holzinger, Holzinger, Primeau, Kharitonov	Weekes (2-18), Cloutier (4-24)	0-3	3-4	20-43	12,424
41	1/10 @ TOR	W, 3-1	13-21-5-2	R. Johnson, Holzinger (gw), Modin (e)	Cloutier	1-4	4-4	24-28	19,129
42	1/12 vs. PHI	L, 0-3	13-22-5-2	-----	Cloutier	0-3	4-5	21-34	19,303
43	1/14 vs. DAL	L, 2-3	13-23-5-2	Richards, Modin	Cloutier	0-2	4-5	24-19	12,774
44	1/16 @ BUF	L, 1-3	13-24-5-2	Keefe	Weekes	0-4	6-6	41-31	16,309
45	1/18 @ MTL	L, 1-3	13-25-5-2	Ekman	Weekes	0-4	2-2	13-30	19,793
46	1/20 @ OTT	L, 0-3	13-26-5-2	-----	Cloutier	0-5	10-10	18-42	18,211
47	1/21 @ CBJ	L, 1-3	13-27-5-2	Zyuzin (s)	Weekes	0-5	4-5	27-30	17,652
48	1/23 vs. WSH	L, 2-5	13-28-5-2	Ekman, St. Louis	Weekes	0-3	2-3	29-33	11,854
49	1/25 vs. OTT	L, 2-5	13-29-5-2	Richards (p), Kharitonov	Weekes	1-3	3-3	15-38	13,389
50	1/27 @ FLA	L, 2-3*	13-29-5-3	Modin, Holzinger	Weekes	0-3	3-3	21-30	14,612
51	1/29 @ CAR	L, 2-5	13-30-5-3	Modin (p), Modin	Cloutier</				

1999-2000 STATS

1999-2000 INDIVIDUAL SCORING (19-47-9-7, 54 pts., 4th Southeast Division)

PLAYERS

PLAYER	GP	G	A	PTS	PIM	+/-	PP	SH	GW	GT	S
Vincent Lecavalier	80	25	42	67	43	25-	6	0	3	1	166
Fredrik Modin	80	22	26	48	18	26-	3	0	5	0	167
Mike Johnson (TOT)	80	21	26	47	27	4-	6	1	3	0	132
(TOT)	28	10	12	22	4	2-	4	0	0	0	43
Stan Drulia	52	11	14	25	23	8	2	1	3	0	89
Brian Holzinger (TOT)	68	11	22	33	24	18-	1	2	1	1	94
(TOT)	73	10	20	30	51	3-	1	2	2	0	104
(BUF)	14	5	3	21	6	1	1	0	0	0	23
Todd Warriner (TOT)	59	7	17	24	30	4	0	1	2	0	81
(TOT)	73	14	14	28	36	8-	3	1	0	0	133
(TOR)	55	11	13	24	34	14-	3	1	0	0	100
Pavel Kubina	18	3	1	4	2	6	0	0	0	0	33
Petr Svoboda	69	8	18	26	93	19-	6	0	0	0	128
Paul Mara*	70	2	23	25	170	11-	2	0	0	0	93
Ryan Johnson* (TOT)	54	7	11	18	73	27-	4	0	1	0	78
(TOT)	80	4	14	18	16	8-	0	0	0	0	49
(FLA)	14	0	2	2	9	0	0	0	0	0	5
Robert Petrovicky	66	4	12	16	14	1	0	0	0	0	44
Wayne Primeau (TOT)	43	7	10	17	2	2	1	0	0	0	50
(TOT)	58	7	10	17	63	12-	2	0	1	0	75
(BUF)	17	2	3	5	25	4-	0	0	0	0	35
Dan Kesa	41	5	7	12	38	8-	2	0	1	0	40
Jaroslav Svejkskovy (TOT)	50	4	10	14	11	0	0	0	1	0	55
(TOT)	52	6	7	13	30	14-	1	0	0	0	60
(WSH)	29	5	5	10	28	7-	0	0	0	0	42
Steve Martins (TOT)	23	1	2	3	2	7-	1	0	0	0	18
(TOT)	59	6	7	13	37	12-	0	1	1	0	65
(OTT)	57	5	7	12	37	11-	0	1	1	0	62
Bruce Gardiner (TOT)	2	1	0	0	1	0	0	0	0	0	3
(TOT)	51	3	9	12	41	20-	0	0	0	0	48
(CHI)	41	3	6	9	37	21-	0	0	0	0	30
Andrei Zyuzin	10	0	3	4	3	0	1	0	0	0	16
Ben Clymer*	34	2	9	11	33	11-	0	0	0	0	47
Bryan Muir (TOT)	60	2	6	8	87	26-	2	0	0	0	98
(TOT)	41	3	4	7	45	9-	0	1	0	0	51
(CHI)	30	1	1	2	32	8-	0	0	0	0	32
Cory Sarich* (TOT)	11	2	3	5	13	1-	0	0	1	0	19
(TOT)	59	0	6	6	77	6-	0	0	0	0	69
(BUF)	17	0	2	2	42	8-	0	0	0	0	20
Sergey Gusev	42	0	4	4	35	2	0	0	0	0	49
Nils Ekman*	28	2	3	5	6	9-	1	0	0	0	23
Pavel Torgaev (TOT)	28	2	4	4	4	6-	0	0	0	0	42
(TOT)	14	0	4	4	6	1	0	0	0	0	18
(CGY)	5	0	2	2	2	1	0	0	0	0	6
Marek Posmyk*	9	0	2	3	4	0	0	0	0	0	12
Matt Elich*	18	1	2	3	20	1	0	0	0	0	22
Dwayne Hay* (TOT)	8	1	0	1	0	1-	0	0	0	0	5
(TOT)	19	1	1	2	4	2-	0	0	0	0	14
(FLA)	13	1	1	2	2	0	0	0	0	0	11
Jassen Cullimore	6	0	0	0	2	2-	0	0	0	0	6
Shawn Burr	46	1	1	2	66	12-	0	0	0	0	23
Reid Simpson	4	0	2	2	0	2	0	0	0	0	8
Dale Rominski*	26	1	0	1	103	3-	0	0	0	0	13
Kaspars Astashenko*	3	0	1	1	2	1	0	0	0	0	0
Zac Bierk*	8	0	1	1	4	2-	0	0	0	0	3
Gordie Dwyer*	12	0	1	1	0	0	0	0	0	0	7
Andrei Skopintsev	24	0	1	1	135	6-	0	0	0	0	7
Daren Puppa	4	0	0	0	6	4-	0	0	0	0	0
Dieter Kochan*	5	0	0	0	0	0	0	0	0	0	0
Kyle Fredrich	5	0	0	0	0	0	0	0	0	0	0
Rich Parent	10	0	0	0	39	1	0	0	0	0	0
Kevin Hodson	14	0	0	0	2	0	0	0	0	0	0
Dan Cloutier	24	0	0	0	2	0	0	0	0	0	0

TRADED PLAYERS

PLAYER	GP	G	A	PTS	+/-	PIM	PP	SH	GW	GT	S
Mike Sillinger (TB)	67	19	25	44	86	29-	6	3	1	0	126
Chris Gratton (TB)	58	14	27	41	121	24-	4	0	1	1	168
Daroy Tucker (TB)	50	14	20	34	108	15-	1	0	2	0	98
Steve Guolla (TB)	46	6	10	16	11	2	2	0	0	1	52
Stephane Richer (TB)	20	2	5	4	12	4	2	1	0	0	47
Andrew Johansson (TB)	12	2	3	5	8	1	0	0	0	0	11
Michael Nylander (TB)	11	1	2	3	4	3-	1	0	0	0	10
Bill Houlder (TB)	14	1	2	3	2	3-	1	0	0	0	21
Chris McAlpine (TB)	10	1	1	2	10	0	0	0	0	0	5
Ian Herbers (TB)	37	0	0	0	45	12-	0	0	0	0	11
Colin Forbes (TB)	8	0	0	0	2	18	4	0	0	0	3
Jeff Shevalier (TB)	5	0	0	0	2	1	0	0	0	0	2
Viacheslav Butsayev (TB)	2	0	0	0	0	2-	0	0	0	0	1

GOALTENDERS

GOALTENDER	GP	MIN	AVG	W	L	T	EN	SO	GA	SVS	SV%
Dan Cloutier	52	2492	3.49	9	30	3	3	0	145	1258	.885
Zac Bierk*	12	509	3.65	4	4	1	0	0	31	308	.899
Kevin Hodson	24	769	3.67	2	7	4	3	0	47	327	.856
Rich Parent	14	698	3.70	2	7	1	1	0	43	353	.878
Dieter Kochan*	5	238	4.29	1	4	0	1	0	17	111	.847
Daren Puppa	5	249	4.58	1	2	0	0	0	19	129	.853

1999-2000 GAME-BY-GAME RESULTS

#	OPPONENT	RESULT	RECORD	SCORERS	GOALTENDER(S)	PP	PK	SF-SA	ATTEND.
1	10/2 vs NYI	W, 4-2	1-0-0-0	Nylander (p), Guolla, Modin (gw), Sillinger	Puppa	1-6	3-3	29-34	19,758+
2	10/7 vs LA	L, 2-5	1-1-0-0	Drulia, Sillinger	Puppa	0-5	4-6	28-28	10,614
3	10/9 @ NJ	L, 0-1	1-2-0-0	-----	Cloutier (1-32), Hodson (0-0)	0-4	2-2	14-32	13,982
4	10/15 vs ANA	L, 2-3	1-3-0-0	Richer, Richer	Puppa (3-29), Cloutier (0-0)	0-0	2-2	16-29	11,616
5	10/16 vs ATL	T, 4-4*	1-3-1-0	Richer (p), Lecavalier, Sillinger (p), Gratton (p-gt)	Cloutier (4-14), Hodson (0-9)	3-7	3-5	35-23	11,555
6	10/19 vs VAN	L, 5-6*	1-3-1-1	Houlder (p), Tucker, Gratton, Gusev (p), Richer	Puppa (4-19), Cloutier (2-9)	2-5	2-3	41-28	16,548
7	10/23 vs CGY	W, 2-1	2-3-1-1	Richer, Kesa (gw)	Cloutier	0-6	5-5	25-36	13,102
8	10/27 @ BUF	L, 3-4	2-4-1-1	Gratton, Drulia, Lecavalier (p)	Cloutier	1-3	4-4	18-27	14,494
9	10/28 @ BOS	L, 3-7	2-5-1-1	Johansson, Lecavalier, Drulia	Puppa (5-19), Hodson (2-18)	0-1	2-6	25-37	14,760
10	10/30 @ DAL	W, 2-1	3-5-1-1	Lecavalier, Modin (gw)	Cloutier	0-3	2-3	31-23	17,001
11	11/3 @ ATL	L, 1-4	3-6-1-1	Lecavalier (p)	Cloutier (3-8), Hodson (1-12)	1-9	9-10	26-20	17,351
12	11/6 @ PIT	W, 7-4	4-6-1-1	Richer, Sillinger, Martins, Gusev, Lecavalier (p-gw), Modin, Drulia (s-e)	Cloutier	1-1	4-5	24-37	13,698
13	11/7 vs DET	W, 3-2	5-6-1-1	Modin, Gratton (p), Tucker (gw)	Hodson	1-5	4-4	27-33	19,758+
14	11/9 @ WSH	L, 1-2	5-7-1-1	Petrovicky	Cloutier (2-38), Hodson (0-0)	0-7	5-5	29-38	10,021
15	11/12 vs BUF	W, 4-2	6-7-1-1	Martins (s), Sillinger (p), Kubina (gw), Tucker	Cloutier	1-5	3-3	28-30	14,035
16	11/13 @ CAR	L, 2-4	6-8-1-1	Guolla, Sillinger	Hodson (2-2), Cloutier (2-19)	0-3	2-4	21-21	10,288
17	11/17 @ ATL	L, 4-5	6-9-1-1	Modin, Gardiner, Clymer (p), Johansson	Cloutier (5-31), Hodson (0-0)	1-7	6-7	24-31	17,355
18	11/18 vs PIT	W, 2-1	7-9-1-1	Petrovicky, Kubina (gw)	Hodson	0-3	6-6	18-27	15,756
19	11/20 @ PHI	L, 1-4	7-10-1-1	Zyuzin	Hodson	0-3	4-5	18-26	19,617
20	11/22 vs PHI	W, 4-1	8-10-1-1	Drulia, Lecavalier (p-gw), Svoboda (p), Gratton (e)	Bierk	2-6	4-5	17-31	13,912
21	11/24 vs NYR	L, 3-6	8-11-1-1	Gratton, Clymer (p), Modin (p)	Cloutier	2-6	4-5	27-31	14,020
22	11/26 vs CAR	T, 3-3*	8-11-2-1	Lecavalier (p), Cullimore, Zyuzin	Hodson	1-2	1-3	30-21	14,344
23	11/28 vs BUF	L, 2-3*	8-11-2-2	Petrovicky, Svoboda (p)	Cloutier	1-9	4-4	25-27	13,131
24	12/1 @ ANA	W, 4-2	9-11-2-2	Kesa, Kesa, Tucker (gw), Tucker (e)	Cloutier	0-4	2-2	33-35	12,047
25	12/2 @ PHO	L, 1-3	9-12-2-2	Simpson	Cloutier (3-36), Hodson (0-0)	0-2	4-4	18-36	13,522
26	12/4 @ LA	T, 3-3*	9-12-3-2	Warriner, Gratton (p), Drulia (gt)	Cloutier (3-37), Hodson (0-0)	1-4	3-4	31-37	17,407
27	12/6 @ SJ	T, 3-3*	9-12-4-2	Tucker, Sillinger, Petrovicky	Cloutier	0-4	8-8	27-31	16,103
28	12/10 vs CAR	W, 3-2	10-12-4-2	Lecavalier, Drulia, Gratton (gw)	Cloutier	0-3	4-5	22-30	12,974
29	12/14 vs NSH	T, 4-4*	10-12-5-2	Sillinger (s), Lecavalier, Sillinger, Guolla (gt)	Cloutier (3-8), Hodson (1-15)	0-3	1-2	32-23	12,144
30	12/18 @ PHI	L, 0-4	10-13-5-2	-----	Cloutier (1-5), Hodson (1-15)	0-6	3-4	29-29	19,559
31	12/19 @ NYR	L, 4-5*	10-13-5-3	Sillinger (s), Mara (p), Modin, Guolla (p)	Cloutier	2-6	3-5	37-29	18,200
32	12/21 vs TOR	L, 2-4	10-14-5-3	Tucker, Richer	Cloutier	0-3	3-4	32-34	17,247
33	12/23 @ PIT	L, 3-4	10-15-5-3	Tucker, Tucker, Mara	Cloutier	0-3	5-6	37-22	16,043
34	12/26 @ ATL	L, 3-6	10-16-5-3	Guolla, Gratton, Kubina	Hodson	1-5	4-4	24-26	18,545
35	12/27 vs FLA	L, 1-6	10-17-5-3	Kesa (s)	Cloutier	0-4	4-6	21-31	16,802
36	1/1 @ FLA	L, 5-7	10-18-5-3	Lecavalier, Modin, Guolla, Lecavalier, Gratton	Hodson (6-28), Cloutier (0-0)	0-3	3-4	28-29	17,802
37	1/5 @ VAN	T, 3-3*	10-18-6-3	Modin, Kubina (p), Muir	Cloutier	1-5	8-8	27-38	12,752
38	1/7 @ EDM	L, 1-5	10-19-6-3	Modin	Cloutier (4-31), Hodson (1-6)	0-3	1-2	28-37	14,212
39	1/8 @ CGY	L, 2-3*	10-19-6-4	Sillinger, Gratton	Cloutier	0-2	3-4	17-38	14,564
40	1/11 vs NJ	L, 5-6	10-20-6-4	Petrovicky, Gardiner, Sillinger (p), Warriner, Mara	Cloutier	1-4	3-5	26-31	13,136
41	1/13 vs NYI	W, 4-2	11-20-6-4	Petrovicky, Lecavalier (p), Sillinger (p-gw), Tucker (e)	Cloutier	2-6	5-5	31-31	14,421
42	1/15 vs FLA	L, 2-5	11-21-6-4	Modin (p), Sillinger (s)	Parent	1-1	3-5	27-26	14,619

1998-1999 STATS

1998-1999 INDIVIDUAL SCORING (19-54-9, 47 pts., 4th Southeast Division)

PLAYERS

PLAYER	GP	G	A	PTS	PIM	+/-	PP	SH	GW	GT	S
Darcy Tucker	82	21	22	43	176	-34	8	2	3	0	178
Chris Gratton (TOT)	78	8	26	34	143	-28	1	0	1	1	181
(TB)	52	7	19	26	102	-20	1	0	1	1	127
(PHI)	26	1	7	8	41	-8	0	0	0	0	54
Stephane Richer	64	12	21	33	22	-10	3	2	1	0	139
Vincent Lecavalier*	82	13	15	28	23	-19	2	0	2	1	125
Petr Svoboda (TOT)	59	5	18	23	81	1	1	1	1	0	83
(TB)	34	1	16	17	53	-4	0	0	0	0	46
(PHI)	25	4	2	8	28	5	1	1	1	0	37
Pavel Kubina*	68	9	12	21	80	-33	3	1	1	1	119
Colin Forbes (TOT)	80	12	8	20	61	-5	0	1	4	0	117
(TB)	14	3	1	4	10	-5	0	1	0	0	25
(PHI)	66	9	7	16	51	0	0	0	4	0	92
Rob Zamuner	58	8	11	19	24	-15	1	1	2	0	89
Cory Cross	67	2	16	18	92	-25	0	0	0	0	96
Alexandre Daigle (TOT)	63	9	8	17	4	-13	4	0	1	2	82
(TB)	32	6	6	12	2	-12	3	0	0	2	56
(PHI)	31	3	2	5	2	-1	1	0	1	0	26
Jassen Cullimore	78	5	12	17	81	-22	1	1	1	0	73
Michael Nylander (TOT)	33	4	10	14	8	-9	1	0	0	0	33
(TB)	24	2	7	9	6	-10	0	0	0	0	26
(CGY)	9	2	3	5	2	1	1	0	0	0	7
Mike Sillinger (TOT)	79	8	9	13	36	0	0	2	0	0	92
(TB)	54	8	2	10	28	-20	0	0	0	0	69
(PHI)	25	0	3	3	8	-9	0	0	0	0	23
Sergey Gusev* (TOT)	6	1	7	8	16	-3	0	0	1	0	46
(TB)	14	0	3	3	10	-8	0	0	0	0	16
(DAL)	22	1	7	6	5	0	0	0	1	1	30
David Wilkie	46	1	7	8	69	-19	0	0	0	0	35
Robert Petrovicky	28	3	4	7	6	-8	0	0	0	0	32
Mike McBain	37	0	6	6	14	-11	0	0	0	0	22
Kjell Samuelsson	46	1	4	5	38	-6	0	0	0	0	22
Steve Kelly	34	1	2	4	27	-15	0	1	0	1	15
Corey Schwab	40	0	4	4	4	0	0	0	0	0	0
Michal Sykora	10	1	2	3	0	-7	0	0	1	0	24
Drew Bannister	21	1	2	3	24	-4	0	0	0	0	29
Jason Bonsignore	23	0	3	3	8	-4	0	0	0	0	12
Paul Mara*	1	1	1	2	0	-3	1	0	0	0	1
Andrei Skopintsev	19	1	1	2	10	1	0	0	0	0	17
Karel Betik*	3	0	2	2	2	-3	0	0	0	0	2
Corey Spring	8	0	1	1	2	0	0	0	0	0	6
Paul Ysebaert	10	0	1	1	2	-5	0	0	0	0	10
Daren Puppa	13	0	1	1	0	0	0	0	0	0	3
Zac Bierk*	1	0	0	0	0	0	0	0	0	0	0
Xavier Delisle*	2	0	0	0	0	0	0	0	0	0	1
John Cullen	4	0	0	0	2	-2	0	0	0	0	3
Derek Wilkinson*	5	0	0	0	0	0	0	0	0	0	0
Mario Larocque*	5	0	0	0	16	-4	0	0	0	0	3
Kevin Hodson (TOT)	9	0	0	0	0	0	0	0	0	0	0
(TB)	5	0	0	0	0	0	0	0	0	0	0
(DET)	4	0	0	0	0	0	0	0	0	0	0

TRADED PLAYERS

PLAYER	GP	G	A	PTS	+/-	PIM	PP	SH	GW	GT	S
Wendel Clark (TB)	65	28	14	42	35	-25	11	0	2	1	171
Benoit Hogue (TB)	62	11	14	25	50	-12	2	0	3	0	101
Craig Janney (TB)	38	4	18	22	10	-13	2	0	0	0	38
Alexander Selivanov (TB)	43	6	13	19	18	-8	1	0	0	0	120
Mikael Renberg (TB)	20	4	8	12	4	-2	2	0	0	0	42
Sandy McCarthy (TB)	67	5	7	12	135	-22	1	0	0	0	89
Dymond Langkow (TB)	22	4	6	10	15	0	1	0	1	0	46
Mikael Andersson (TB)	40	2	3	5	4	-8	0	0	0	0	40
Brent Peterson (TB)	20	2	1	3	0	-2	0	0	0	0	16
Karl Dykhuis (TB)	33	2	1	3	8	-21	0	0	0	0	27
Enrico Ciccone (TB)	16	1	1	2	24	-1	0	0	0	0	9
Andrei Nazarov (TB)	26	2	0	2	43	-5	0	0	0	0	3
Sami Helenius* (TB)	4	1	0	1	15	-3	0	1	0	0	8

GOALTENDERS

GOALTENDER	GP	MIN	AVG	W	L	T	EN	SO	GA	SVS	SV%
Zac Bierk*	1	59	2.03	0	1	0	0	0	2	21	.905
Kevin Hodson (TOT)	9	413	2.91	2	3	1	0	0	20	197	.898
(TB)	5	238	2.77	2	1	1	0	0	11	118	.907
(DET)	4	175	3.09	0	2	0	0	0	9	79	.886
Daren Puppa	13	691	2.87	5	6	1	1	2	33	350	.906
Derek Wilkinson*	5	253	3.08	1	3	1	0	0	13	128	.898
Corey Schwab	40	2146	3.52	8	25	3	2	0	126	1153	.891

TRADED GOALTENDERS

GOALTENDER	GP	MIN	AVG	W	L	T	EN	SO	GA	SVS	SV%
Bill Ranford (TB)	32	1568	3.90	3	18	3	2	1	102	858	.881

1998-1999 GAME-BY-GAME RESULTS

#	OPPONENT	RESULT	RECORD	SCORERS	GOALTENDER(S)	PP	PK	SF-SA	ATTEND.
1	10/9 @ FLA	L, 1-5	0-1-0	Cullimore	Ranford	0-6	3-3	29-36	19,200
2	10/10 @ CAR	T, 4-4*	0-1-1	Clark, Clark (p), Cullimore, Janney (gt)	Puppa	1-5	6-9	25-34	8,195
3	10/14 vs. NYI	L, 0-2	0-2-1	-----	Puppa	0-4	5-5	22-23	11,753

#	OPPONENT	RESULT	RECORD	SCORERS	GOALTENDER(S)	PP	PK	SF-SA	ATTEND.
4	10/16 vs. PHI	L, 2-5	0-3-1	Clark, Richer	Puppa	0-5	3-5	26-36	13,065
5	10/18 vs. WSH	L, 1-4	0-4-1	Andersson	Ranford	0-6	4-4	32-32	7,715
6	10/21 vs. PIT	W, 5-0	1-4-1	Tucker (p-gw), Tucker, Selivanov, Zamuner, Clark (p)	Puppa	2-4	5-5	18-28	9,073
7	10/23 vs. LA	W, 3-2	2-4-1	Tucker (s), Renberg, Kubina (gw)	Ranford	0-6	4-4	38-39	8,708
8	10/25 vs. VAN	W, 3-2	3-4-1	Lecavalier, Clark, Cullimore (p-gw)	Puppa	1-4	5-5	26-17	8,315
9	10/28 @ ANA	L, 3-5	3-5-1	Renberg (p), Cross, Clark (p)	Puppa (4-21), Ranford (0-9)	2-9	4-5	45-31	13,915
10	10/30 @ LA	W, 3-0	4-5-1	Langkow (gw), Tucker (e), Cross (e)	Puppa	0-4	4-4	28-27	10,968
11	10/31 @ SJ	L, 1-6	4-6-1	Lecavalier	Ranford	1-8	4-5	21-31	16,371
12	11/4 @ WSH	W, 5-2	5-6-1	Clark, Nazarov, Kelly (gw), Clark (p), Langkow (e)	Puppa	1-4	3-4	18-36	12,914
13	11/6 vs. CHI	T, 2-2*	5-6-2	Lecavalier (p), Samuelsson	Ranford	1-5	2-4	24-37	11,974
14	11/8 vs. NJ	W, 3-1	6-6-2	Clark, Sykora (gw), Tucker (e)	Puppa	0-2	2-3	27-35	11,514
15	11/10 vs. NYR	L, 2-10	6-7-2	Langkow (p), Ciccone	Ranford	1-3	4-6	28-40	11,604
16	11/13 @ COL	L, 1-8	6-8-2	Tucker (s)	Puppa (4-22), Ranford (4-23)	0-3	3-7	18-45	16,061
17	11/14 @ PHX	L, 1-4	6-9-2	Tucker	Puppa	0-4	6-6	21-39	16,210
18	11/19 vs. PIT	L, 1-5	6-10-2	Janney	Ranford (5-26), Puppa (0-9)	0-2	4-4	23-35	10,456
19	11/21 @ PIT	L, 2-5	6-11-2	Selivanov, Langkow	Puppa	0-1	5-7	21-22	15,118
20	11/24 vs. BOS	L, 1-4	6-12-2	Peterson	Ranford	0-4	3-4	16-33	9,924
21	11/27 vs. FLA	L, 1-2	6-13-2	Richer (p)	Ranford	1-6	3-3	24-28	11,473
22	11/29 vs. BUF	L, 3-6	6-14-2	Peterson, Tucker (p), Clark	Schwab (2-14), Ranford (4-19)	1-3	3-3	33-33	9,351
23	12/3 @ CGY	L, 1-4	6-15-2	Clark (p)	Schwab	1-4	4-5	30-24	15,203
24	12/4 @ EDM	W, 2-1	7-15-2	Renberg (p), Clark (gw)	Schwab	1-2	5-5	23-35	15,303
25	12/6 @ CHI	L, 5-7	7-16-2	McCarthy, Nazarov, Renberg, Tucker, Clark	Schwab	0-3	2-3	36-40	14,144
26	12/8 vs. OTT	L, 2-4	7-17-2	Hogue (p), Lecavalier	Schwab	1-4	8-8	19-44	10,587
27	12/11 vs. CGY	L, 1-2	7-18-2	Selivanov	Bierk	0-3	0-1	25-21	11,614
28	12/12 @ NYI	W, 2-1*	8-18-2	Dykhuis, Hogue (gw)	Schwab	0-3	3-3	26-35	10,888
29	12/15 @ PIT	L, 2-3*	8-19-2	Janney (p), Clark	Schwab	1-2	3-3	20-32	11,755
30	12/18 vs. EDM	L, 1-4	8-20-2	Dykhuis	Schwab	0-2	6-6	23-38	10,289
31	12/20 @ PHI	T, 2-2*	8-20-3	McCarthy, Clark (gt)	Ranford	0-2	4-5	30-32	19,522
32	12/21 @ BOS	L, 2-3	8-21-3	Janney (p), Lecavalier	Ranford	1-4	5-6	36-34	14,228
33	12/23 @ BUF	L, 0-2	8-22-3	-----	Ranford	0-7	4-5	38-22	17,149
34	12/26 vs. FLA	L, 1-3	8-23-3	Selivanov	Ranford	0-5	2-3	24-35	17,983
35	12/29 vs. NYI	W, 3-0	9-23-3	Lecavalier (gw), McCarthy (p), Selivanov (p)	Ranford	2-4	4-4	17-35	12,349
36	12/30 @ CAR	L, 3-4	9-24-3	Clark (p), Clark (p), Clark	Ranford	2-4	8-9	27-38	7,898
37	1/4 @ TOR	L, 4-5*	9-25-3	Tucker, Lecavalier, Selivanov, Andersson	Ranford	0-2	4-4	29-37	15,726
38	1/7 @ MTL	L, 1-4	9-26-3	Bannister	Ranford	0-4	4-6	20-33	20,532
39	1/8 @ OTT	L, 1-5	9-27-3	Sillinger	Schwab	0-2	5-7	20-35	16,174
40	1/10 @ NYR	L, 2-5	9-28-3	Richer (s), Kubina (p)	Ranford	1-8	4-6	24-27	18,200
41	1/12 vs. TOR	L, 3-4	9-29-3	Clark, McCarthy, Hogue (p)	Ranford	1-4	3-5	24-29	10,224
42	1/15 @ NJ	L, 1-3	9-30-3	Tucker (p)	Schwab	1-3	2-5	20-33	16,037
43	1/16 @ BOS	T, 2-2*	9-30-4	Kubina, Gratton (gt)	Ranford	0-6	4-4	39-28	17,565
44	1/19 vs. BUF	W, 2-1	10-30-4	Wilkie, Zamuner (gw)	Schwab	0-6	3-3	32-15	10,136
45	1/21 @ NSH	W, 3-2	11-30-4	Sillinger (s), Zamuner, Tucker (p-gw)	Ranford	1-4	5-5	26-36	15,252
46	1/26 vs. MTL	L, 1-2	11-31-4	Hogue	Schwab	0-2	3-3	29-29	9,108
47	1/29 vs. DAL	L, 1-4	11-32-4	Clark (p)	Ranford (0-6), Schwab (4-26)	1-5	5-5	32-32	11,928
48	1/30 @ PHI	L, 2-6	11-33-4	Sillinger	Schwab	0-4	5-7	21-44	19,653
49	2/2 vs. TOR	L, 0-3	11-34-4	-----	Schwab	0-3	3-5	23-29	9,097
50	2/3 @ WSH	L, 1-10	11-35-4	Sillinger	Schwab (5-26), Ranford (5-20)	0-3	4-6	22-46	11,201
51	2/5 vs. ANA	L, 3-5	11-36-4	Skopintsev, Lecavalier, Kubina (

1997-1998 STATS

1997-1998 INDIVIDUAL SCORING (17-55-10, 44 pts., 7th Atlantic Division)

PLAYERS

PLAYER	GP	G	A	PTS	PIM	+/-	PP	SH	GW	GT	S
Paul Ysebaert	82	13	27	40	32	-43	2	1	0	1	145
Mikael Renberg	68	16	22	38	34	-37	6	3	0	1	175
Alex Selivanov	70	16	19	35	85	-38	4	0	3	1	206
Stephane Richer (TOT)	40	14	15	29	41	-6	5	0	2	0	95
(TB)	26	9	11	20	36	-7	3	0	2	0	71
(MTL)	14	5	4	9	5	1	2	0	0	0	24
Rob Zamuner	77	14	12	26	41	-31	0	3	4	1	126
Daymond Langkow	68	8	14	22	62	-9	2	0	1	0	156
Darcy Tucker (TOT)	74	7	13	20	146	-14	1	1	0	0	63
(TB)	35	6	8	14	89	-8	1	1	0	0	44
(MTL)	39	1	5	6	57	-6	0	0	0	0	19
Sandy McCarthy (TOT)	66	8	10	18	241	-19	1	0	1	0	94
(TB)	14	0	5	5	71	-1	0	0	0	0	26
(CGY)	52	8	5	13	170	-18	1	0	1	0	68
Mikael Andersson	72	6	11	17	29	-4	0	1	1	0	105
Karl Dykhuis	78	5	9	14	110	-8	0	1	0	0	91
Jason Bonsignore*	35	2	8	10	22	-11	0	0	0	0	29
Cory Cross	74	3	6	9	77	-24	0	1	0	0	72
Jody Hull (TOT)	49	4	4	8	8	3	0	1	2	0	51
(TB)	28	2	4	6	4	2	0	0	2	0	28
(FLA)	21	2	0	2	4	1	0	1	0	0	23
Yves Racine	60	0	8	8	41	-23	0	0	0	0	76
Brian Bradley	14	2	5	7	6	-9	2	0	0	0	24
David Wilkie (TOT)	34	2	5	7	21	-22	0	0	1	0	48
(TB)	29	1	5	6	17	-21	0	0	0	0	46
(MTL)	5	1	0	1	4	-1	0	0	1	0	2
Vladimir Vujtek	30	2	4	6	16	-2	0	0	1	0	44
Brent Peterson*	19	5	0	5	2	-2	0	0	0	0	15
Steve Kelly* (TOT)	43	2	3	5	23	-13	1	0	0	0	22
(TB)	24	2	1	3	15	-9	1	0	0	0	17
(EDM)	19	0	2	2	8	-4	0	0	0	0	5
Andrei Nazarov (TOT)	54	2	2	4	170	-13	0	0	0	0	50
(TB)	14	1	1	2	58	-9	0	0	0	0	19
(SJ)	40	1	1	2	112	-4	0	0	0	0	31
Enrico Ciccone (TOT)	39	0	4	4	175	-2	0	0	0	0	22
(TB)	12	0	0	0	45	-3	0	0	0	0	7
(CAR)	14	0	3	3	83	3	0	0	0	0	8
(VAN)	13	0	1	1	47	-2	0	0	0	0	7
Pavel Kubina*	10	1	2	3	22	-1	0	0	0	0	8
Jassen Cullimore (TOT)	28	1	2	3	26	-4	1	0	0	0	18
(TB)	25	1	2	3	22	-4	1	0	0	0	17
(MTL)	3	0	0	0	4	0	0	0	0	0	1
Louie DeBrusk	54	1	2	3	166	-2	0	0	0	0	14
Paul Brousseau	11	0	2	2	27	0	0	0	0	0	6
David Shaw	14	0	2	2	12	-2	0	0	0	0	12
Corey Spring	8	1	0	1	10	-1	0	0	0	0	12
Mike McBain*	27	0	1	1	8	-10	0	0	0	0	17
Mark Fitzpatrick	46	0	1	1	16	0	0	0	0	0	0
Troy Mallette	3	0	0	0	7	0	0	0	0	0	0
Derek Wilkinson*	8	0	0	0	0	0	0	0	0	0	0
Alan Egeland	8	0	0	0	9	0	0	0	0	0	4
Zac Bierk*	13	0	0	0	0	0	0	0	0	0	0
Corey Schwab	16	0	0	0	2	0	0	0	0	0	0
Daren Puppa	26	0	0	0	6	0	0	0	0	0	0

TRADED PLAYERS

PLAYER	GP	G	A	PTS	+/-	PIM	PP	SH	GW	GT	S
Dino Ciccarelli (TB)	34	11	6	17	42	-14	3	0	2	1	104
Roman Hamrlík (TB)	37	3	12	15	22	-18	1	0	0	0	86
Jamie Huscroft (TB)	44	0	3	3	122	-4	0	0	0	0	21
Bryan Marchment (TB)	22	2	4	6	43	-3	0	0	0	0	20
Jeff Norton (TB)	37	4	6	10	26	-25	4	0	0	1	41
Patrick Poulin (TB)	44	2	7	9	19	-3	0	0	0	0	49
Jeff Toms (TB)	13	1	2	3	7	-6	0	0	0	0	14
Igor Ulanov (TB)	45	2	7	9	85	-5	1	0	0	0	32
Mick Vukota (TB)	42	1	0	1	116	0	0	0	0	0	15
Jason Wiemer (TB)	67	8	9	17	132	-9	2	0	0	0	106

GOALTENDERS

GOALTENDER	GP	MIN	AVG	W	L	T	EN	SO	GA	SVS	SV%
Daren Puppa	26	1456	2.72	5	14	6	6	0	66	660	.900
Corey Schwab	16	821	2.92	2	9	1	2	1	40	370	.892
Mark Fitzpatrick	34	1938	3.16	7	24	1	5	1	102	975	.895
Derek Wilkinson*	8	311	3.28	2	4	1	1	0	17	148	.885
Zac Bierk*	13	433	4.16	1	4	1	0	0	30	210	.857

1997-1998 GAME-BY-GAME RESULTS

#	OPPONENT	RESULT	RECORD	SCORERS	GOALTENDER(S)	PP	PK	SF-SA	ATTEND.
1	10/1 vs. CAR	W, 4-2	1-0-0	Ciccarelli, Renberg (p), Ciccarelli (p-gw), Renberg	Puppa	2-10	8-9	27-29	17,808
2	10/3 vs. NJ	L, 3-4	1-1-0	Zamuner (s), Wiemer, Wiemer	Puppa	0-5	3-4	21-27	15,007
3	10/5 vs. BUF	T, 1-1*	1-1-1	Selivanov	Puppa	0-3	4-4	31-30	12,198
4	10/9 @ CHI	W, 4-1	2-1-1	Bradley (p), Langkow (gw), Ulanov, Zamuner (e)	Puppa	1-6	4-4	25-25	18,035
5	10/10 @ DET	L, 0-3	2-2-1	----	Schwab	0-3	2-3	29-36	19,983
6	10/15 @ FLA	L, 1-2	2-3-1	Dykhuis	Puppa	0-3	6-7	26-27	14,703
7	10/17 vs. PIT	L, 1-4	2-4-1	Norton (p)	Puppa	1-5	4-6	22-27	16,224
8	10/18 @ NJ	L, 0-5	2-5-1	----	Schwab	0-4	3-5	27-29	17,103
9	10/21 @ PHI	L, 1-7	2-6-1	Ciccarelli	Puppa (3-6), Schwab (4-23)	0-5	5-8	18-29	19,346
10	10/23 @ BOS	T, 2-2*	2-6-2	Vujtek, Zamuner	Schwab	0-5	5-5	27-26	12,470
11	10/24 @ NYR	L, 3-4	2-7-2	Selivanov, Poulin, Wiemer	Schwab	0-4	5-5	27-31	18,200
12	10/26 vs. LA	L, 1-3	2-8-2	Ysebaert	Puppa	0-5	3-4	31-23	13,044
13	10/29 vs. OTT	L, 2-5	2-9-2	Ysebaert (s), Ysebaert	Puppa	0-7	3-5	25-31	10,776
14	11/5 @ ANA	L, 2-5	2-10-2	Renberg, Norton (p)	Puppa	1-3	5-5	34-20	17,067
15	11/6 @ LA	L, 2-5	2-11-2	Renberg, Bradley (p)	Schwab	1-4	4-5	34-20	10,761
16	11/8 @ SJ	L, 1-3	2-12-2	Wiemer (p)	Puppa	1-7	6-6	37-25	17,191
17	11/11 @ PHX	L, 2-5	2-13-2	Hamrlík, Langkow (p)	Puppa	1-6	4-4	23-28	14,524
18	11/14 vs. NYI	L, 1-4	2-14-2	Selivanov (p)	Schwab	1-4	1-3	34-18	17,284
19	11/16 @ PHI	L, 2-3	2-15-2	Selivanov, Selivanov (p)	Puppa	1-6	3-3	21-27	19,433
20	11/17 @ MTL	L, 1-4	2-16-2	Toms	Schwab	0-4	2-3	26-27	20,049
21	11/19 vs. NYR	W, 6-3	3-16-2	Wiemer (p), Renberg, Poulin, Zamuner (gw), Zamuner, Zamuner (e)	Puppa	1-6	4-7	31-24	15,135
22	11/22 vs. CGY	W, 4-3	4-16-2	Selivanov (p), Dykhuis (s), Zamuner, Zamuner (gw)	Puppa	1-4	3-3	21-23	15,176
23	11/26 vs. COL	T, 3-3*	4-16-3	Norton (p), DeBrusk, Selivanov (gt)	Puppa	1-6	4-6	30-38	15,520
24	11/28 @ CAR	L, 0-2	4-17-3	----	Schwab	0-4	3-3	27-17	8,107
25	11/29 vs. PHI	T, 3-3*	4-17-4	Vukota, Hamrlík (p), Zamuner (gt)	Puppa	1-2	1-6	26-35	16,246
26	12/3 vs. PHX	W, 2-1	5-17-4	Ysebaert, Ciccarelli (gw)	Puppa	0-1	3-3	19-27	16,196
27	12/5 @ BUF	L, 0-4	5-18-4	----	Puppa (4-14), Schwab (0-4)	0-2	5-5	38-18	12,293
28	12/6 @ NJ	L, 2-4	5-19-4	Hamrlík, Dykhuis	Schwab	0-2	3-4	22-40	17,138
29	12/10 @ DAL	L, 0-3	5-20-4	----	Puppa	0-3	4-5	12-27	16,108
30	12/13 @ OTT	W, 3-1	6-20-4	Ulanov (p), Zamuner (gw),	Schwab	1-3	4-4	22-23	14,290
31	12/14 @ PHI	L, 0-3	6-21-4	----	Puppa	0-4	1-6	20-31	19,412
32	12/16 @ PIT	T, 1-1*	6-21-5	Zamuner (s)	Puppa	0-1	1-2	36-20	15,415
33	12/17 vs. BOS	W, 2-0	7-21-5	Vujtek (gw), Ciccarelli (e)	Schwab	0-4	4-4	16-31	13,154
34	12/20 vs. NYR	T, 2-2*	7-21-6	Langkow, Selivanov	Puppa	0-4	3-4	30-39	15,288
35	12/22 vs. STL	T, 2-2*	7-21-7	Ciccarelli, Ciccarelli (gt)	Schwab (1-7), Puppa (1-15)	0-2	2-2	30-20	13,831
36	12/23 @ NYR	L, 1-4	7-22-7	Langkow	Puppa	0-4	3-4	30-33	18,200
37	12/27 vs. BOS	L, 1-3	7-23-7	Zamuner	Puppa (0-6), Schwab (3-16)	0-1	4-5	25-22	17,190
38	12/29 vs. SJ	W, 2-1	8-23-7	Andersson, Ciccarelli (p-gw)	Wilkinson	1-4	6-6	20-30	12,826
39	12/31 vs. NYR	W, 2-0	9-23-7	Zamuner (gw), Dykhuis	Schwab (0-14), Wilkinson (0-9)	0-4	4-4	24-23	13,343
40	1/2 vs. FLA	T, 2-2*	9-23-8	Selivanov, Norton (p-gt)	Wilkinson	1-3	4-5	28-27	12,642
41	1/3 vs. ANA	L, 1-4	9-24-8	Ysebaert	Wilkinson (2-12), Bierk (2-25)	0-4	4-4	25-37	14,221
42	1/7 vs. TOR	L, 2-5	9-25-8	Ciccarelli (p), Ciccarelli Bierk (2-11)	Wilkinson (3-16),	1-5	2-5	36-27	11,310
43	1/9 @ NJ	L, 1-4	9-26-8	Ciccarelli	Bierk (4-20), Wilkinson (0-7)	0-5	3-4	18-27	19,040
44	1/11 vs. PHI	L, 2-5	9-27-8	Andersson (s), Kelly (p)	Wilkinson	1-7	5-7	37-34	13,355
45	1/12 vs. MTL	L, 3-6	9-28-8	Ysebaert, Langkow, Renberg	Wilkinson (5-14), Bierk (1-17)	1-6	5-6	25-31	10,205
46	1/14 vs. NYI	L, 1-7	9-29-8	Renberg	Bierk	0-5	2-3	22-34	10,906
47	1/21 vs. WSH	L, 2-3*	9-30-8	Selivanov, Wiemer	Fitzpatrick	0-4	4-4	26-30	12,175
48	1/23 @ BUF	L, 1-4	9-31-8	Marchment	Fitzpatrick	0-3	5-5	36-36	14,012
49	1/24 @ TOR	L, 2-5	9-32-8	Langkow, Andersson	Fitzpatrick	1-3	2-4	17-32	15,726
50	1/26 @ OTT	L, 1-2	9-33-8	Richer	Fitzpatrick	0-2	2-3	27-32	13,804
51	1/28 vs. CAR	L, 2-3	9-34-8	Marchment, Kelly	Fitzpatrick	0-1	3-3	30-35	10,815
52	1/31 @ FLA	L, 0-2	9-35-8	----	Fitzpatrick	0-6	4-4	27-33	14,703
53	2/2 vs. BUF	L, 7-7	9-36-8	Zamuner, Cross (s), Peterson	Fitzpatrick (6-22), Bierk (1-10)	0-6	4-4	38-32	10,137
54	2/4 @ CAR	T, 3-3*	9-36-9	Peterson, Renberg (s), Tucker	Fitzpatrick	0-3	5-6	24-44	8,304
55	2/5 vs. DET	L, 4-5 9-37-9	10-37-9	Cross, Ysebaert, Bosignore, Renberg	Fitzpatrick	0-4	1-4	28-31	16,257
56	2/7 @ WSH	W, 4-3	10-37-9	Tucker, Ysebaert, Wiemer, Richer (gw)	Fitzpatrick	0-4	4-5		

1996-1997 STATS

1996-1997 INDIVIDUAL SCORING (32-40-10, 74 pts., 6th Atlantic Division)

PLAYERS

PLAYER	GP	G	A	PTS	PIM	+/-	PP	SH	GW	GT	S
Chris Gratton	82	30	32	62	201	-28	9	0	4	0	230
Dino Ciccarelli	77	35	25	60	116	-11	12	0	6	0	229
John Cullen	70	18	37	55	95	-14	5	0	2	1	116
Rob Zamuner	82	17	33	50	56	3	0	4	3	0	216
Roman Hamrlík	79	12	28	40	57	-29	6	0	0	1	238
Shawn Burr	74	14	21	35	106	5	1	0	3	0	128
Alex Selivanov	69	15	18	33	61	-3	3	0	4	0	187
Daymond Langkow*	79	15	13	28	35	1	3	1	1	1	170
Patrick Poulin	73	12	14	26	56	-16	2	3	1	0	124
Bill Houlder	79	4	21	25	30	16	0	0	2	0	116
Brian Bradley	35	7	17	24	16	2	1	2	1	0	93
Mikael Andersson	70	5	14	19	8	1	0	3	1	0	102
Jeff Norton (TOT)	75	2	16	18	58	-7	0	0	0	0	81
(TB)	13	0	5	5	16	0	0	0	0	0	13
(EDM)	62	2	11	13	42	-7	0	0	0	0	68
Paul Ysebaert	39	5	12	17	4	1	2	0	0	0	91
Jason Wiemer	63	9	5	14	134	-13	2	0	0	0	59
David Shaw	57	1	10	11	72	1	0	0	0	0	103
Jeff Toms*	34	2	8	10	10	2	0	0	1	0	53
Cory Cross	72	4	5	9	95	6	0	0	2	0	75
Igor Ulanov	59	1	7	8	108	2	0	0	0	1	56
Rudy Poeschek	60	0	6	6	120	-3	0	0	0	0	30
Jamie Huscroft (TOT)	52	0	5	5	151	-2	0	0	0	0	40
(TB)	13	0	1	1	34	-4	0	0	0	0	7
(CGY)	39	0	4	4	117	2	0	0	0	0	33
Brantt Myhres*	47	3	1	4	136	1	0	0	1	0	13
Brent Peterson*	17	2	0	2	4	-4	0	0	0	0	11
Corey Schwab*	31	0	1	1	10	0	0	0	0	0	0
Rick Tabaracci (TOT)	62	0	1	1	12	0	0	0	0	0	0
(TB)	55	0	1	1	12	0	0	0	0	0	0
(CGY)	7	0	0	0	0	0	0	0	0	0	0
Allan Egeland	4	0	0	0	5	-3	0	0	0	0	1
Derek Wilkinson*	5	0	0	0	0	0	0	0	0	0	0
Daren Puppa	6	0	0	0	2	0	0	0	0	0	0
Paul Brousseau*	6	0	0	0	0	-4	0	0	0	0	3
Jay Wells	21	0	0	0	13	-3	0	0	0	0	16

TRADED PLAYERS

PLAYER	GP	G	A	PTS	+/-	PIM	PP	SH	GW	GT	S
Drew Bannister (TB)	64	4	13	17	44	-21	1	0	0	0	57
Brian Bellows (TB)	7	1	2	3	0	-4	0	0	0	0	17
Aaron Gavey (TB)	16	1	2	3	12	-1	0	0	0	0	8
Craig Wolanin (TB)	15	0	0	0	8	-9	0	0	0	0	12

GOALTENDERS

GOALTENDER	GP	MIN	AVG	W	L	T	EN	SO	GA	SVS	SV%
Daren Puppa	6	325	2.58	1	1	2	1	0	14	150	.907
Rick Tabaracci (TOT)	62	3373	2.70	22	29	6	5	5	152	1570	.903
(TB)	55	3012	2.75	20	25	6	5	4	138	1415	.902
(CGY)	7	361	2.33	2	4	0	0	1	14	155	.910
Corey Schwab*	31	1462	3.04	11	12	1	2	2	74	719	.897
Derek Wilkinson*	5	169	4.26	0	2	1	1	0	12	72	.830

1996-1997 GAME-BY-GAME RESULTS

#	OPPONENT	RESULT	RECORD	SCORERS	GOALTENDER(S)	PP	PK	SF-SA	ATTEND.
1	10/5 @ PIT	W, 4-3*	1-0-0	Zamuner, Ciccarelli, Cullen, Burr (gw)	Puppa	0-5	1-1	43-24	17,204
2	10/11 @ WSH	L, 2-6	1-1-0	Gavey, Bradley	Schwab (5-30), Wilkinson (1-1)	0-7	5-7	23-31	11,796
3	10/12 @ TOR	W, 7-4	2-1-0	Burr, Selivanov, Gratton, Gratton, Bradley (gw), Cullen, Gratton (e)	Schwab	0-4	3-3	38-33	15,726
4	10/15 @ BUF	W, 4-0	3-1-0	Ciccarelli (p-gw), Ciccarelli, Bannister, Wiemer	Schwab	1-5	6-6	30-22	13,371
5	10/20 vs. NYR	W, 5-2	4-1-0	Bradley, Ciccarelli, Selivanov (gw), Hamrlík (p), Gratton (e)	Schwab	1-4	3-4	34-26	20,543+
6	10/22 @ NYI	W, 6-3	5-1-0	Selivanov, Poulin, Cullen, Ciccarelli (p-gw), Bradley (p), Gratton (e)	Schwab	2-3	2-3	29-16	7,081
7	10/24 vs. OTT	L, 2-5	5-2-0	Burr, Cullen	Schwab	0-5	6-6	34-28	16,286
8	10/26 vs. NJ	L, 1-4	5-3-0	Burr	Schwab	0-1	3-3	31-30	16,297
9	10/29 vs. CHI	T, 2-2*	5-3-1	Ciccarelli (p), Ciccarelli	Schwab	1-5	5-5	35-40	15,200
10	10/31 vs. PHI	L, 3-4	5-4-1	Bradley, Ciccarelli, Bellows	Schwab	0-4	5-5	28-23	14,007

#	OPPONENT	RESULT	RECORD	SCORERS	GOALTENDER(S)	PP	PK	SF-SA	ATTEND.
11	11/2 @ NJ	L, 1-2	5-5-1	Andersson	Schwab	0-4	5-7	28-26	14,491
12	11/4 @ NYR	W, 5-3	6-5-1	Wiemer (p), Ciccarelli (p), Hamrlík Selivanov (gw), Ciccarelli (e)	Schwab	2-6	5-6	38-44	18,200
13	11/6 vs. WSH	L, 1-2	6-6-1	Bannister	Schwab	0-4	3-3	17-26	14,609
14	11/8 vs. PIT	T, 5-5*	6-6-2	Poulin, Ciccarelli (p), Ciccarelli, Ciccarelli (p), Cullen (p-gt)	Schwab (4-13), Wilkinson (1-20)	3-9	2-5	42-33	19,675
15	11/10 @ DET	L, 2-4	6-7-2	Peterson, Poulin (s)	Wilkinson	0-5	1-4	33-23	19,983
16	11/14 @ STL	L, 3-5	6-8-2	Peterson, Gratton (p)	Schwab (4-27), Wilkinson (1-1)	1-5	2-3	25-28	14,615
17	11/16 @ NJ	L, 3-6	6-9-2	Selivanov, Gratton (p), Zamuner	Wilkinson	1-2	1-2	28-28	18,024
18	11/19 vs. LA	W, 3-0	7-9-2	Langkow (gw), Cullen, Zamuner (s)	Schwab	0-6	5-5	34-31	16,456
19	11/23 vs. PHI	L, 1-2	7-10-2	Ciccarelli	Schwab	0-3	6-7	21-24	19,886+
20	11/25 @ MTL	L, 2-4	7-11-2	Gratton, Zamuner	Tabaracci	0-6	4-5	41-30	20,685
21	11/27 vs. BUF	L, 0-3	7-12-2	-----	Tabaracci	0-5	3-3	32-20	16,360
22	11/29 vs. DAL	L, 1-2	7-13-2	Burr	Tabaracci	0-5	1-2	30-22	17,061
23	11/30 vs. HFD	L, 3-6	7-14-2	Myhres, Burr (p), Zamuner	Schwab	1-6	3-6	28-30	16,375
24	12/4 @ ANA	L, 1-3	7-15-2	Hamrlík	Tabaracci	0-3	3-3	24-38	15,838
25	12/5 @ LA	W, 2-1	8-15-2	Poulin, Selivanov (p-gw)	Tabaracci	1-3	5-6	32-29	11,610
26	12/7 @ SJ	W, 4-3	9-15-2	Selivanov, Poulin (s), Zamuner, Cross (gw)	Tabaracci	1-5	1-1	28-23	17,442
27	12/12 vs. EDM	T, 2-2*	9-15-3	Zamuner, Hamrlík (p-gt)	Tabaracci	1-6	0-2	44-34	13,925
28	12/14 vs. NYI	W, 4-1	10-15-3	Gratton (p), Burr (gw), Selivanov, Gratton	Tabaracci	3-6	3-3	36-18	16,230
29	12/16 @ MTL	W, 4-2	11-15-3	Cullen, Gratton, Andersson (gw), Gratton (e)	Tabaracci	0-3	4-4	41-24	20,240
30	12/18 @ BUF	L, 3-5	11-16-3	Hamrlík, Ciccarelli, Bannister	Tabaracci	0-3	2-2	32-25	13,549
31	12/19 @ BOS	L, 0-3	11-17-3	-----	Tabaracci	0-4	5-5	34-25	14,636
32	12/21 @ HFD	L, 5-6*	11-18-3	Ciccarelli (p), Bradley, Cullen, Poulin (p), Langkow	Schwab (3-13), Tabaracci (3-22)	2-5	5-7	32-35	12,082
33	12/23 vs. WSH	L, 1-3	11-19-3	Langkow	Tabaracci	0-2	4-5	24-34	17,536
34	12/26 vs. FLA	T, 3-3*	11-19-4	Poulin (p), Langkow, Langkow (s)	Tabaracci	1-4	3-4	34-38	20,150+
35	12/28 vs. MTL	T, 4-4*	11-19-5	Ciccarelli (p), Selivanov, Toms, Cullen (p)	Tabaracci	2-3	4-6	34-33	18,779
36	12/31 vs. NYR	W, 4-2	12-19-5	Gratton (p), Selivanov, Cullen (p-gw), Hamrlík (e)	Tabaracci	2-3	3-4	33-27	19,807+
37	1/3 vs. ANA	W, 3-2	13-19-5	Ciccarelli (p), Langkow, Gratton (gw)	Tabaracci	1-2	3-3	38-27	17,769
38	1/4 @ PIT	L, 3-7	13-20-5	Gratton, Langkow, Bannister (p)	Tabaracci (2-4), Schwab (5-20)	1-4	3-5	31-24	17,270
39	1/6 @ OTT	W, 4-3	14-20-5	Selivanov, Langkow, Burr, Houlder (gw)	Tabaracci	0-3	4-5	26-25	11,329
40	1/8 @ NYR	W, 4-3	15-20-5	Gratton (p), Zamuner, Burr, Poulin (gw)	Tabaracci	1-3	1-2	31-35	18,200
41	1/9 @ PHI	W, 3-1	16-20-5	Poulin, Ciccarelli (gw), Poulin (e)	Schwab	0-4	6-6	31-31	19,106
42	1/11 vs. NYI	T, 4-4*	16-20-6	Zamuner, Andersson, Cullen, Ulanov (gt)	Tabaracci	0-2	1-5	36-26	19,783+
43	1/13 @ CHI	W, 2-0	17-20-6	Cullen (gw), Zamuner	Tabaracci	0-3	0-5	26-27	17,820
44	1/15 @ COL	L, 2-4	17-21-6	Ysebaert, Langkow (p)	Tabaracci	1-5	4-6	29-33	16,061
45	1/21 vs. COL	W, 3-2*	18-21-6	Selivanov, Gratton, Houlder (gw)	Tabaracci	0-5	2-2	42-17	18,608
46	1/25 @ FLA	L, 2-3	18-22-6	Burr, Houlder	Tabaracci (3-12), Schwab (0-6)	0-3	2-2	30-18	14,703
47	1/27 @ OTT	L, 3-5	18-23-6	Burr, Burr, Hamrlík	Tabaracci	1-4	7-8	27-31	13,283
48	1/30 vs. MTL	L, 1-4	18-24-6	Cullen	Schwab	0-3	4-4	31-36	17,328
49	2/1 vs. BOS	L, 0-3	18-25-6	-----	Tabaracci	0-5	3-3	25-27	17,517
50	2/4 @ PHX	W, 2-0	19-25-6	Gratton (gw), Wiemer	Tabaracci	0-2	4-4	19-21	14,403
51	2/5 @ DAL	L, 0-4	19-26-6	-----	Tabaracci	0-0	0-1	28-31	15,568
52	2/8 vs. BUF	L, 1-3	19-27-6	Hamrlík	Tabaracci	1-5	3-4	32-25	18,382
53	2/12 @ FLA	L, 2-5	19-28-6	Cross, Ciccarelli	Tabaracci	0-4	5-7	22-34	14,703
54	2/14 @ WSH	L, 4-5*	19-29-6	Ciccarelli, Cullen, Houlder, Ysebaert (p)	Puppa (4-18), Tabaracci (1-6)	1-4	3-5	25-24	18,130
55	2/15 vs. WSH	W, 4-1	20-29-6	Ciccarelli, Cross (gw), Poulin, Wiemer (p)	Tabaracci	1-5	10-10	24-39	17,656
56	2/17 vs. DET	T, 3-3*	20-29-7	Shaw, Zamuner, Langkow (gt)	Tabaracci	0-4	4-5	29-35	19,579
57	2/20 vs. PHI	W, 5-2	21-29-7	Langkow (p), Gratton, Ciccarelli (gw), Hamrlík, Wiemer (e)	Tabaracci	1-6	6-7	40-30	18,401
58	2/22 vs. NJ	W, 3-1	22-29-7	Selivanov (p), Gratton (gw), Ciccarelli (e)	Tabaracci	1-3	3-3	25-26	15,002
59	2/23 vs. SJ	W, 4-3	23-29-7	Wiemer, Hamrlík, Wiemer, Myhres (gw)	Tabaracci (2-11), Schwab (1-15)	0-4	5-5	33-26	15,590
60	2/25 vs. STL	W, 3-2	24-29-7	Andersson, Langkow, Ciccarelli (p-gw)	Tabaracci	1-3	3-3	29-35	16,439
61	2/27 @ BOS	L, 2-6	24-30-7	Langkow, Gratton	Tabaracci (3-13), Schwab (3-17)	0-5	3-4	33-30	14,589
62	3/1 vs. FLA	W, 2-0	25-30-7	Gratton (p-gw), Ciccarelli	Tabaracci	1-7	5-5	30-24	19,517
63	3/4 @ NYI	W, 6-3	26-30-7	Ciccarelli, Gratton, Cullen (p), Zamuner (gw), Ciccarelli, Gratton (e)	Tabaracci	1-4	4-4	28-31	10,253
64	3/6 vs. PHX	L, 0-5	26-31-7	-----	Tabaracci (4-22), Schwab (1-12)	0-3	3-5	30-34	15,335
65	3/8 vs. BOS	L, 4-6	26-32-7	Ysebaert, Ciccarelli (p), Hamrlík (p), Langkow (p)	Tabaracci	3-8	5-5	34-27	16,138
66	3/9 vs. CGY	W, 2-1*	27-32-7	Hamrlík (p), Zamuner (gw)	Schwab	1-5	5-5	34-45	15,636
67	3/13 vs. NYI	L, 0-3	27-33-7	-----	Schwab (3-13), Tabaracci (0-19)	0-5	4-5	24-32	17,414
68	3/15 vs. VAN	L, 2-5	27-34-7	Ciccarelli, Wiemer	Tabaracci	0-6	6-6	39-48	16,747
69	3/16 vs. TOR	L, 1-3	27-35-7	Myhres	Tabaracci	0-4	2-2	40-25	16,843
70	3/19 @ EDM	L, 1-3	27-36						

1995-1996 STATS

1995-1996 INDIVIDUAL SCORING

(38-32-12, 88 pts., 6th Atlantic Division, Conf. Quarterfinals)

PLAYERS

PLAYER	GP	G	A	PTS	PIM	+/-	PP	SH	GW	GT	S
Brian Bradley	75	23	56	79	77	-11	9	0	5	0	189
Roman Hamrik	82	16	49	65	103	-24	12	0	2	3	281
Alex Selivanov	79	31	21	52	93	3	13	0	5	2	215
Petr Klima	67	22	30	52	68	-25	8	0	3	2	164
John Cullen	76	16	34	50	65	1	8	0	3	0	152
Brian Bellows	79	23	26	49	39	-14	13	0	4	0	190
Chris Gratton	82	17	21	38	105	-13	7	0	3	0	183
Rob Zamuner	72	15	20	35	62	11	0	3	4	0	152
Paul Ysebaert	55	16	15	31	16	-19	4	1	1	0	135
Shawn Burr	81	13	15	28	119	4	1	0	2	0	122
Bill Houlder	61	5	23	28	22	1	3	0	0	1	90
Mikael Andersson	64	8	11	19	2	0	0	0	1	0	104
Jason Wiemer	66	9	9	18	81	-9	4	0	1	0	89
Patrick Poulin (TOT)	46	7	9	16	16	7	1	0	0	1	51
(TB)	8	0	1	1	0	0	0	0	0	0	11
(CHI)	38	7	8	15	16	7	1	0	0	1	40
Cory Cross	75	2	14	16	66	4	0	0	0	0	57
Aaron Gavey*	73	8	4	12	56	-6	1	1	2	0	65
Michel Petit (TOT)	54	4	8	12	135	-11	0	0	1	0	68
(TB)	45	4	7	11	108	-10	0	0	1	0	56
(LA)	9	0	1	1	27	-1	0	0	0	0	12
Igor Ulanov (TOT)	64	3	9	12	116	11	0	0	1	0	37
(TB)	11	2	1	3	24	-1	0	0	1	0	13
(CHI)	53	1	8	9	92	12	0	0	0	0	24
David Shaw	66	1	11	12	64	5	0	0	0	0	90
John Tucker	63	3	7	10	18	-8	0	1	0	0	53
Rudy Poeschek	57	1	3	4	88	-2	0	0	0	0	36
Adrien Plavsic	7	1	2	3	6	5	0	0	0	0	4
Daymond Langkow*	4	0	1	5	0	-1	0	0	0	0	4
Drew Bannister*	13	0	1	1	4	-1	0	0	0	0	10
Daren Puppa	57	0	1	1	4	0	0	0	0	0	0
Jeff Toms*	1	0	0	0	0	0	0	0	0	0	1
Derek Wilkinson*	4	0	0	0	2	0	0	0	0	0	0
Allan Egeland*	5	0	0	0	2	0	0	0	0	0	1
J.C. Bergeron	12	0	0	0	0	0	0	0	0	0	0
Chris LiPuma	21	0	0	0	13	-7	0	0	0	0	8
Jeff Reese	26	0	0	0	0	0	0	0	0	0	0

TRADED PLAYERS

PLAYER	GP	G	A	PTS	+/-	PIM	PP	SH	GW	GT	S
Eric Charron (TB)	14	0	0	0	18	-6	0	0	0	0	11
Enrico Ciccone (TB)	55	2	3	5	258	-4	0	0	0	0	48
Steven Finn (TB)	16	0	0	0	24	-6	0	0	0	0	12
Bob Halkidis (TB)	3	0	0	0	7	-1	0	0	0	0	0

GOALTENDERS

GOALTENDER	GP	MIN	AVG	W	L	T	EN	SO	GA	SVS	SV%
Daren Puppa	57	3189	2.46	29	16	9	2	5	131	1605	.918
Jeff Reese (TOT)	26	1269	3.22	9	10	1	2	1	68	634	.893
(TB)	19	994	3.26	7	7	1	2	0	54	464	.884
(HFD)	7	275	3.05	2	3	0	0	1	14	170	.918
J.C. Bergeron	12	595	4.24	2	6	2	2	0	42	250	.832
Derek Wilkinson*	4	200	4.50	0	3	0	0	0	15	105	.857

1995-1996 GAME-BY-GAME RESULTS

#	OPPONENT	RESULT	RECORD	SCORERS	GOALTENDER(S)	PP	PK	SF-SA	ATTEND.
1	10/7 vs. CGY	T, 3-3*	0-0-1	Klima (p), Gratton (p), Selivanov (p)	Puppa	3-8	5-6	32-24	22,735
2	10/12 vs. MTL	W, 3-1	1-0-1	Klima (p), Klima (gw), Cullen	Puppa	1-9	9-10	30-35	15,139
3	10/14 @ WSH	L, 0-2	1-1-1	-----	Bergeron	0-7	5-5	21-27	9,223
4	10/15 vs. OTT	L, 4-7	1-2-1	Burr, Selivanov, Klima (p), Cullen (p)	Puppa	2-6	4-7	34-32	13,488
5	10/17 @ WPG	L, 2-5	1-3-1	Ysebaert, Gratton	Bergeron (4-20), Puppa (1-1)	0-4	2-3	36-21	6,770
6	10/19 @ CHI	W, 4-1	2-3-1	Selivanov, Gratton (p-gw), Ysebaert, Gratton	Puppa	1-6	6-7	24-25	16,197
7	10/21 @ DAL	T, 3-3*	2-3-2	Gavey (s), Gratton (p), Houlder (gt)	Puppa	1-4	8-9	38-30	16,789
8	10/26 vs. NYR	T, 4-4*	2-3-3	Bellows (p), Selivanov, Bellows (p), Selivanov (p)	Puppa	3-7	7-7	32-46	19,417

#	OPPONENT	RESULT	RECORD	SCORERS	GOALTENDER(S)	PP	PK	SF-SA	ATTEND.
9	10/28 vs. WSH	L, 2-4	2-4-3	Burr, Cross	Puppa	0-8	8-9	26-30	19,606
10	10/31 @ PHI	T, 2-2*	2-4-4	Bradley, Klima (p-gt)	Puppa	1-5	2-9	29-43	16,936
11	11/1 @ PIT	L, 0-10	2-5-4	-----	Bergeron (17-27), Puppa (0-0)	0-6	2-7	27-27	15,084
12	11/3 vs. NYI	W, 5-3	3-5-4	Burr, Ysebaert (p), Klima (p), Bellows (gw), Klima (e)	Puppa	2-2	4-6	23-25	9,073
13	11/5 @ FLA	L, 1-4	3-6-4	Selivanov	Puppa	0-4	4-4	26-33	11,252
14	11/8 @ NYR	L, 4-5	3-7-4	Bellows (p), Hamrik (p), Selivanov (p), Zamuner	Wilkinson	3-8	5-6	27-34	18,200
15	11/10 vs. EDM	L, 3-4*	3-8-4	Bradley (p), Ysebaert (p), Bellows (p)	Wilkinson	3-6	6-6	34-37	20,361
16	11/12 vs. BUF	L, 4-6	3-9-4	Burr, Klima, Bellows, Selivanov (p)	Wilkinson	1-4	5-6	34-34	16,656
17	11/14 vs. BOS	W, 5-3	4-9-4	Gratton, Ysebaert, Selivanov, Burr (gw), Selivanov	Puppa	0-3	3-3	35-29	17,685
18	11/16 vs. TOR	L, 4-5*	4-10-4	Bradley, Bellows (p), Ysebaert, Gratton (p)	Puppa	2-7	7-7	37-34	15,042
19	11/18 vs. VAN	W, 5-4*	5-10-4	Hamrik (p), Bradley (p), Ysebaert (p), Selivanov (p), Klima (gw)	Puppa	4-8	3-4	31-47	15,528
20	11/22 vs. NJ	W, 3-1	6-10-4	Bradley, Klima (gw), Gratton (p)	Puppa	1-4	8-9	26-29	16,243
21	11/24 @ WSH	W, 2-1	7-10-4	Burr, Ysebaert (gw)	Puppa	0-2	4-4	27-15	15,117
22	11/25 @ NYI	W, 2-1	8-10-4	Tucker (s), Bellows (p-gw)	Puppa	1-4	6-6	38-30	11,871
23	11/27 vs. LA	W, 2-0	9-10-4	Selivanov (gw), Selivanov	Puppa	0-2	4-4	40-45	16,415
24	11/29 vs. HFD	T, 2-2*	9-10-5	Houlder, Hamrik (p-gt)	Puppa (2-12), Bergeron (0-22)	1-7	4-5	35-34	15,203
25	12/1 @ NJ	L, 1-5	9-11-5	Selivanov	Bergeron	0-4	4-5	25-27	14,289
26	12/3 vs. PIT	L, 4-5	9-12-5	Hamrik (p), Ysebaert, Selivanov, Zamuner	Bergeron	1-8	3-4	36-22	16,466
27	12/6 vs. ANA	W, 2-1	10-12-5	Hamrik (p), Selivanov (p-gw)	Bergeron	2-6	7-7	43-18	17,260
28	12/8 vs. BOS	W, 3-1	11-12-5	Klima (p), Gavey (p-gw), Ysebaert	Reese	2-5	4-4	33-25	16,285
29	12/11 @ BUF	W, 6-1	12-12-5	Burr (p), Zamuner (s-gw), Ysebaert (p), Gratton	Reese	3-7	0-9	37-22	5,442
30	12/13 @ HFD	W, 3-2	13-12-5	Bradley, Klima, Petit (gw)	Reese	0-4	7-7	30-22	7,547
31	12/14 @ PHI	L, 0-4	13-13-5	-----	Reese	0-5	6-7	18-31	17,163
32	12/16 vs. FLA	L, 2-7	13-14-5	Ysebaert (s), Ysebaert	Reese	0-3	5-8	27-37	16,241
33	12/19 vs. WPG	W, 6-3	14-14-5	Bradley (p), Cross, Gavey, Gratton (p-gw), Gavey, Cullen	Reese	2-9	5-7	43-23	16,581
34	12/21 vs. NJ	T, 2-2*	14-14-6	Ysebaert, Hamrik (gt)	Reese	0-4	5-6	36-25	18,878
35	12/23 @ BOS	L, 5-7	14-15-6	Wiemer, Selivanov (p), Zamuner, Klima, Hamrik (p)	Reese (5-22), Bergeron (1-12)	2-5	4-6	24-35	17,565
36	12/28 vs. MTL	W, 3-1	15-15-6	Cullen, Bellows (p-gw), Zamuner (e)	Reese (0-3), Bergeron (1-24)	1-4	5-5	26-27	26,415+
37	12/31 @ OTT	W, 3-0	16-15-6	Bradley (p-gw), Hamrik, Zamuner (e)	Puppa	1-5	0-6	38-18	8,522
38	1/2 @ CGY	L, 0-10	16-16-6	-----	Puppa (4-12), Bergeron (6-16)	0-6	2-5	32-28	16,893
39	1/3 @ EDM	W, 5-0	17-16-6	Cullen (p-gw), Klima, Klima, Petit, Zamuner	Puppa	1-3	5-5	39-28	9,914
40	1/6 @ VAN	L, 2-9	17-17-6	Klima, Klima (p) Bergeron (5-17)	Puppa (4-18),	1-4	4-5	26-35	17,522
41	1/8 @ MTL	T, 3-3*	17-17-7	Selivanov, Bellows (p), Selivanov (gt)	Bergeron	1-3	3-4	28-19	16,332
42	1/13 vs. OTT	W, 4-1	18-17-7	Klima, Selivanov (p-gw), Bradley, Zamuner (s)	Puppa	1-4	1-5	41-24	21,829
43	1/15 @ NYI	L, 2-3	18-18-7	Selivanov (p), Bellows (p)	Puppa	2-7	4-5	28-40	11,428
44	1/17 vs. SJ	W, 6-4	19-18-7	Selivanov (p), Gavey, Andersson, Andersson, Bradley (gw), Gavey	Puppa	1-3	4-5	31-34	18,546
45	1/22 @ MTL	W, 4-1	20-18-7	Petit, Bradley (p-gw), Petit, Andersson	Puppa	1-4	7-7	26-39	16,365
46	1/25 @ BOS	L, 3-4	20-19-7	Cullen, Shaw, Hamrik (p)	Puppa	1-2	1-2	32-31	17,382
47	1/27 @ STL	L, 1-2	20-20-7	Gratton	Puppa	0-5	4-5	24-35	18,862
48	1/31 vs. PIT	W, 4-1	21-20-7	Bradley, Cullen (gw), Cullen (p), Gratton	Puppa	1-5	4-5	37-24	24,345
49	2/3 vs. FLA	L, 3-5	21-21-7	Houlder (p), Zamuner (s), Cullen	Reese	1-5	3-6	29-24	20,828
50	2/4 @ BUF	W, 5-2	22-21-7	Wiemer (p), Cullen (p), Gratton (gw), Burr, Zamuner	Puppa	2-6	5-6	33-28 1	4,244
51	2/7 @ COL	T, 4-4*	22-21-8	Selivanov, Cullen (p), Andersson, Klima	Puppa	1-4	4-5	22-38	16,061
52	2/10 vs. DET	L, 2-3*	22-22-8	Wiemer (p), Andersson	Puppa	1-5	2-4	30-22	22,636
53	2/11 vs. NYR	L, 2-6	22-23-8	Klima, Bellows	Reese	0-5	5-7	30-27	22,708
54	2/13 vs. STL	L, 2-3	22-24-8	Wiemer (p), Bradley (p)	Puppa	2-4	3-3	20-39	14,656
55	2/15 vs. COL	W, 4-2	23-24-8	Klima, Bellows, Selivanov (gw), Gratton (p)	Reese	1-4	5-5	39-24	15,137
56	2/17 vs. PHI	W, 5-2	24-24-8	Bradley, Hamrik (p), Zamuner (gw), Burr, Bradley	Reese	1-5	5-5	29-26	21,007
57	2/19 vs. DAL	W, 4-2	25-24-8	Hamrik (p), Andersson, Zamuner (gw), Bradley (e)	Puppa	1-4	6-6	37-31	16,968
58	2/21 @ TOR	W, 3-2*	26-24-8	Houlder (p), Zamuner, Bellows (gw)	Puppa	1-5	4-4	47-31	15,746
59	2/23 @ NYI	W, 3-2*	27-24-8	Cullen (p), Cullen, Zamuner (gw)	Puppa	1-10	5-5	43-21	11,776
60	2/24 @ DET	L, 0-2	27-25-8	-----	Reese	0-2	4-5	25-29	19,983
61	2/28 @ LA	W, 5-1	28-25-8	Burr, Bradley (gw), Gratton, Plavsic, Ciccone	Puppa	0-1	4-4	35-32	11,405
62	3/1 @ SJ	W, 7-3	29-25-8	Bellows, Bellows (p), Wiemer (p), Wiemer (gw), Wiemer, Bellows, Tucker	Puppa	2-3	2-3	34-23	17,190
63	3/3 @ ANA	T, 2-2*	29-25-9	Houlder (p), Bradley (p)	Puppa	2-5	1-5	23-23	17,174
64	3/5 vs. CHI	W, 2-0	30-25-9	Hamrik (gw), Hamrik (p)	Puppa	1-7	4-4	30-20	19,008
65	3/7 vs. NYR	W, 5-2	31-25-9	Bellows, Bellows (p), Tucker	Reese (2-19), Wilkinson (0-7)	2-5	3-5	33-26	18,090
66	3/10 vs. WSH	W, 1-0	32-25-9	Cullen (gw)	Puppa	0-3	2-2	18-28	21,323
67	3/13 @ PHI	T, 1-1*	32-25-10	Burr	Puppa	0-6	7-8	24-43	17,380
68	3/15 @ NJ	L, 0-5	32-26-10	-----	Puppa (4-21), Reese (1-17)	0-2	0-2	32-38	18,328
69	3/17 @ OTT	L, 0-							

1994-1995 STATS

1994-1995 INDIVIDUAL SCORING (17-28-3, 37 pts., 6th Atlantic Division)

PLAYERS

PLAYER	GP	G	A	PTS	PIM	+/-	PP	SH	GW	GT	S
Brian Bradley	46	13	27	40	42	-6	3	0	2	0	111
Paul Ysebaert (TOT)	44	12	16	28	18	3	0	0	1	0	93
(TB)	29	8	11	19	12	-1	0	0	0	0	70
(CHI)	15	4	5	9	6	4	0	0	1	0	23
Chris Gratton	46	7	20	27	89	-2	2	0	0	0	91
Petr Klima	47	13	13	26	26	-13	4	0	3	0	75
John Tucker	46	12	13	25	14	-10	2	0	1	0	81
Roman Hamrik	48	12	11	23	86	-18	7	1	2	0	134
Alexander Semak (TOT)	41	7	11	18	25	-7	0	0	1	0	71
(TB)	22	5	5	10	12	-3	0	0	1	0	39
(NJ)	19	2	6	8	13	-4	0	0	0	0	32
Alex Selivanov*	43	10	6	16	14	-2	4	0	3	0	94
Rob Zamuner	43	9	6	15	24	-3	0	3	1	0	74
Marc Bureau	48	2	12	14	30	-8	0	1	0	1	72
Mikael Andersson	36	4	7	11	4	-3	0	0	0	0	36
Enrico Ciccone	41	2	4	6	225	3	0	0	0	0	43
Marc Bergevin	44	2	4	6	51	-6	0	1	0	0	32
Cory Cross*	43	1	5	6	41	-6	0	0	1	0	35
Bob Halkidis (TOT)	31	1	4	5	46	-10	0	0	0	0	25
(TB)	27	1	3	4	40	-12	0	0	0	0	25
(DET)	4	0	1	1	6	2	0	0	0	0	0
Jason Wiemer*	36	1	4	5	44	-2	0	0	0	0	10
Eric Charron*	45	1	4	5	26	1	0	0	0	0	33
Adrien Plavsic (TOT)	18	2	2	4	8	8	0	0	0	0	35
(TB)	15	2	1	3	4	5	0	0	0	0	24
(VAN)	3	0	1	1	4	3	0	0	0	0	11
Brantt Myhres*	15	2	0	2	81	-2	0	0	1	0	4
Rudy Poeschek	25	1	1	2	92	0	0	0	0	0	14
Ben Hankinson* (TOT)	26	0	2	2	13	-5	0	0	0	0	26
(TB)	18	0	2	2	6	1	0	0	0	0	18
(NJ)	8	0	0	0	7	-6	0	0	0	0	8
Brent Gretzky*	3	0	1	1	0	-2	0	0	0	0	1
Daren Puppa	36	0	1	1	2	0	0	0	0	0	0
Gerard Gallant	1	0	0	0	0	0	0	0	0	0	1
Chris LiPuma	1	0	0	0	0	2	0	0	0	0	1
J.C. Bergeron	17	0	0	0	2	0	0	0	0	0	0

TRADED PLAYERS

PLAYER	GP	G	A	PTS	+/-	PIM	PP	SH	GW	GT	S
Shawn Chambers (TB)	24	2	12	14	6	0	1	0	0	0	44
Danton Cole (TB)	26	3	3	6	6	-1	1	0	0	0	56
Jim Cummins (TB)	10	1	0	1	41	-3	0	0	1	0	3
Denis Savard (TB)	31	6	11	17	10	-6	1	0	1	0	56
Rich Sutter (TB)	4	0	0	0	0	0	0	0	0	0	3

GOALTENDERS

GOALTENDER	GP	MIN	AVG	W	L	T	EN	SO	GA	SVS	SV%
Daren Puppa	36	2013	2.68	14	19	2	4	1	90	946	.905
J.C. Bergeron	17	883	3.33	3	9	1	1	1	49	374	.869

1994-1995 GAME-BY-GAME RESULTS

#	OPPONENT	RESULT	RECORD	SCORERS	GOALTENDER(S)	PP	PK	SF-SA	ATTEND.
1	1/20 vs. PIT	L, 3-5	0-1-0	Selivanov, Poeschek, Bergevin (s)	Puppa	0-0	0-0	33-30	26,387+
2	1/22 vs. BUF	L, 2-5	0-2-0	Klima, Cole (p)	Bergeron	1-5	4-5	27-19	22,952
3	1/25 vs. FLA	W, 3-2	1-2-0	Tucker, Bradley (p), Hamrik (s-gw)	Puppa	1-5	2-4	29-28	20,277
4	1/26 @ FLA	L, 2-4	1-3-0	Klima, Cole	Puppa	0-2	2-3	35-22	13,147
5	1/28 @ NYI	W, 4-1	2-3-0	Tucker, Bradley (gw), Klima, Klima	Puppa	1-4	6-6	22-24	11,808
6	1/31 vs. MTL	W, 4-1	3-3-0	Zamuner, Hamrik (gw), Gratton, Tucker (e)	Puppa	0-3	4-5	30-20	15,411
7	2/2 @ NYR	T, 3-3*	3-3-1	Klima, Hamrik, Bureau (s-gt)	Puppa	0-5	3-3	28-29	18,200
8	2/4 @ PIT	L, 3-6	3-4-1	Tucker, Hamrik (p), Chambers	Bergeron	1-3	2-3	40-25	15,716
9	2/5 @ BUF	L, 1-2	3-5-1	Klima	Puppa	0-5	4-4	16-32	13,133
10	2/7 vs. NYI	W, 5-2	4-5-1	Gratton, Zamuner (s), Selivanov (gw), Bergevin, Hamrik	Puppa	0-5	6-7	16-32	16,036
11	2/10 vs. HFD	W, 4-3	5-5-1	Bradley, Andersson, Selivanov, Klima (p-gw)	Puppa	1-2	4-4	18-36	16,639
12	2/11 vs. NYR	L, 2-3	5-6-1	Klima, Andersson	Puppa	0-5	4-4	25-15	26,095+
13	2/14 vs. PHI	L, 2-5	5-7-1	Ciccone, Klima	Puppa	0-3	2-3	37-29	16,699
14	2/17 vs. OTT	L, 1-2	5-8-1	Cole	Puppa	0-6	3-3	40-25	16,131
15	2/18 vs. BOS	W, 3-1	6-8-1	Hamrik (p), Cummins (gw), Zamuner (e)	Puppa	1-4	3-4	19-25	24,875
16	2/20 vs. NYR	L, 1-3	6-9-1	Tucker	Puppa	0-2	2-2	15-18	24,224
17	2/23 @ NYI	W, 4-1	7-9-1	Zamuner, Klima (p-gw), Savard, Savard (e)	Puppa	1-3	3-4	21-28	10,773
18	2/24 @ PIT	W, 4-2	8-9-1	Bradley, Savard, Savard (gw), Bradley (p-e)	Bergeron	1-3	4-6	27-24	16,701
19	2/26 @ WSH	T, 1-1*	8-9-2	Ciccone	Puppa	0-0	3-3	17-23	12,391
20	3/1 @ QUE	L, 2-8	8-10-2	Tucker, Chambers (p)	Puppa (6-23), Bergeron (2-5)	1-6	1-3	29-28	13,131
21	3/2 @ OTT	W, 3-2*	9-10-2	Halkidis, Bradley, Bradley (gw)	Puppa	0-1	5-5	31-34	9,114
22	3/4 @ HFD	L, 2-3*	9-11-2	Tucker, Tucker	Puppa	0-2	3-3	25-29	9,151
23	3/7 vs. PHI	L, 3-4	9-12-2	Klima (p), Myhres, Ysebaert	Puppa	1-3	5-5	26-37	21,827
24	3/10 vs. NJ	L, 2-3	9-13-2	Tucker, Hamrik	Puppa	0-6	7-8	27-28	23,649
25	3/12 @ WSH	L, 1-3	9-14-2	Klima (p)	Bergeron	1-4	3-4	23-32	11,493
26	3/13 vs. WSH	L, 0-3	9-15-2	-----	Puppa	0-4	6-7	16-32	17,094
27	3/18 @ NJ	W, 2-1	10-15-2	Selivanov (p), Tucker (gw)	Puppa	1-3	5-5	32-22	17,690
28	3/19 @ BUF	W, 6-1	11-15-2	Gratton (p), Selivanov (p-gw), Savard (p), Selivanov (p), Hamrik (p), Bradley	Puppa	5-7	5-6	39-25	15,508
29	3/24 vs. BOS	L, 3-4*	11-16-2	Bureau, Selivanov, Savard	Puppa	0-3	0-1	26-30	24,464
30	3/27 vs. MTL	W, 3-2*	12-16-2	Hamrik (p), Bradley	Puppa	1-5	3-4	31-31	15,959
31	3/29 vs. WSH	L, 2-4	12-17-2	Hamrik (p), Gratton (p)	Puppa (3-16), Bergeron (1-13)	2-6	3-5	26-29	14,926
32	3/31 vs. HFD	W, 2-0	13-17-2	Selivanov (gw), Andersson	Puppa	0-1	4-4	26-25	17,961
33	4/2 vs. FLA	L, 1-4	13-18-2	Ysebaert	Puppa	0-1	3-3	27-27	21,557
34	4/4 @ NJ	T, 1-1*	13-18-3	Semak	Bergeron	0-1	2-2	26-26	13,735
35	4/6 @ PHI	L, 4-5	13-19-3	Zamuner, Semak, Andersson, Hamrik (p)	Bergeron	1-2	2-3	22-30	17,245
36	4/8 @ BOS	L, 1-5	13-20-3	Semak	Puppa (2-8), Bergeron (3-19)	0-4	3-4	18-27	14,448
37	4/9 @ HFD	W, 3-0	14-20-3	Semak (gw), Ysebaert, Gratton (e)	Bergeron	0-2	4-4	24-23	10,725
38	4/11 vs. NYI	W, 5-2	15-20-3	Zamuner, Tucker, Zamuner (s-gw), Plavsic, Ysebaert	Bergeron	1-4	5-5	34-31	18,922
39	4/14 @ PHI	L, 2-3	15-21-3	Ysebaert, Bradley	Bergeron	0-3	3-4	20-24	17,380
40	4/16 @ FLA	L, 1-4	15-22-3	Zamuner (s)	Bergeron	0-6	4-5	25-23	13,232
41	4/18 vs. NJ	W, 3-2	16-22-3	Zamuner, Hamrik (p), Cross (gw)	Puppa	1-3	3-3	22-35	18,202
42	4/20 vs. QUE	W, 5-2	17-22-3	Selivanov, Tucker, Myhres (gw), Wiemer, Ysebaert (e)	Puppa	0-4	5-6	30-30	17,705
43	4/22 @ MTL	L, 1-3	17-23-3	Ysebaert	Puppa	0-4	2-4	32-32	17,251
44	4/24 vs. BUF	L, 1-3	17-24-3	Selivanov (p)	Puppa	1-6	5-6	24-29	18,738
45	4/26 @ NYR	L, 4-6	17-25-3	Plavsic, Bradley, Gratton, Bradley (p)	Puppa (4-34), Bergeron (1-13)	1-4	1-3	41-48	18,200
46	4/27 @ OTT	L, 1-6	17-26-3	Gratton	Puppa (3-8), Bergeron (3-14)	0-5	5-5	29-22	9,291
47	4/29 @ QUE	L, 1-4	17-27-3	Charron	Bergeron	0-4	3-4	29-21	15,399
48	5/3 vs. OTT	L, 3-4	17-28-3	Bradley, Semak, Ysebaert	Bergeron	0-3	4-4	24-29	21,689

* Overtime Shootout + (p) Sellout Power Play Goal (s) (x) Shorthanded Goal Shootout Game-Winner (y) (EV-PS) Overtime Game-Winner Successful Penalty Shot

1993-1994 STATS

1993-1994 INDIVIDUAL SCORING (30-43-11, 71 pts., 7th Atlantic Division)

PLAYERS

PLAYER	GP	G	A	PTS	PIM	+/-	PP	SH	GW	GT	S
Brian Bradley	78	24	40	64	56	-8	6	0	2	0	180
Petr Klima	75	28	27	55	76	-15	10	0	2	0	167
Denis Savard	74	18	28	46	106	-1	2	1	2	0	181
Danton Cole	81	20	23	43	32	7	8	1	4	0	149
Chris Gratton*	84	13	29	42	123	-25	5	1	2	1	161
John Tucker	66	17	23	40	28	9	2	0	6	1	126
Shawn Chambers	66	11	23	34	23	-6	6	1	1	0	142
Chris Joseph (TOT)	76	11	20	31	136	-21	8	0	0	0	179
(TB)	66	10	19	29	108	-13	7	0	0	0	154
(EDM)	10	1	1	2	28	-8	1	0	0	0	25
Pat Elynuik (TOT)	67	13	15	28	64	-21	4	1	1	0	111
(TB)	63	12	14	26	64	-18	3	1	1	0	103
(WSH)	4	1	1	2	0	-3	1	0	0	0	8
Mikael Andersson	76	13	12	25	23	8	1	1	2	1	136
Roman Hamrlik	64	3	18	21	135	-14	0	0	0	0	158
Adam Creighton	53	10	10	20	37	-7	2	0	1	0	77
Marc Bergevin	83	1	15	16	87	-5	0	0	1	0	76
Marc Bureau	75	8	7	15	30	-9	0	1	1	0	110
Gerard Gallant	51	4	9	13	74	-6	1	0	2	0	45
Rob Zamuner	59	6	6	12	42	-9	0	0	1	0	109
Rudy Poeschek	71	3	6	9	118	3	0	0	1	1	46
Bill McDougall	22	3	3	6	8	-4	1	0	0	1	26
Chris LiPuma*	27	0	4	4	77	1	0	0	0	0	20
Jason Ruff*	6	1	2	3	2	2	0	0	0	0	14
Brent Gretzky*	10	1	2	3	2	0	0	0	0	0	14
Jim Cummins* (TOT)	26	1	2	3	84	-1	0	0	0	0	20
(TB)	4	0	0	0	13	-1	0	0	0	0	3
(PHI)	22	1	2	3	71	0	0	0	0	0	17
Enrico Ciccone (TOT)	57	1	2	3	226	-4	0	0	0	0	33
(TB)	11	0	1	1	52	-2	0	0	0	0	10
(WSH)	46	1	1	2	174	-2	0	0	0	0	23
Daren Puppa	63	0	1	1	2	0	0	0	0	0	0
Jason Lafreniere	1	0	0	0	0	-1	0	0	0	0	2
J.C. Bergeron	3	0	0	0	0	0	0	0	0	0	0
Eric Charron*	4	0	0	0	2	0	0	0	0	0	1
Cory Cross*	5	0	0	0	6	-3	0	0	0	0	5
Normand Rochefort	6	0	0	0	10	-1	0	0	0	0	4
Wendell Young	9	0	0	0	4	0	0	0	0	0	0

TRADED PLAYERS

PLAYER	GP	G	A	PTS	+/-	PIM	PP	SH	GW	GT	S
Bob Beers (TB)	16	1	5	6	12	-11	1	0	0	0	35
Tim Bergland (TB)	51	6	5	11	6	-14	0	0	0	0	61
Rob DiMaio (TB)	39	8	7	15	40	-5	2	0	1	0	51
Donald Dufresne (TB)	51	2	6	8	48	-2	0	0	0	0	49
Pat Jablonski (TB)	15	0	0	0	0	0	0	0	0	0	0
Joe Reekie (TB)	73	1	11	12	127	8	0	0	0	0	88

GOALTENDERS

GOALTENDER	GP	MIN	AVG	W	L	T	EN	SO	GA	SVS	SV%
Wendell Young	9	480	2.50	2	3	1	1	1	20	211	.905
Daren Puppa	63	3653	2.71	22	33	6	4	4	165	1637	.899
J.C. Bergeron	3	134	3.13	1	1	1	0	0	7	69	.899

1993-1994 GAME-BY-GAME RESULTS

#	OPPONENT	RESULT	RECORD	SCORERS	GOALTENDER(S)	PP	PK	SF-SA	ATTEND.
1	10/6 @ NJ	L, 1-2	0-1-0	Klima (p)	Puppa	1-3	1-1	18-43	12,946
2	10/7 @ NYR	L, 4-5	0-2-0	McDougall, Savard, McDougall, Beers (p)	Jablonski	1-4	0-1	19-38	16,596
3	10/9 vs. FLA	L, 0-2	0-3-0		Puppa	0-8	5-6	35-22	27,227+
4	10/14 vs. PIT	W, 3-2	1-3-0	Cole, Bradley (p), Tucker (gw)	Puppa	1-7	1-1	40-28	10,132
5	10/16 vs. OTT	W, 4-1	2-3-0	Savard (p), Tucker (gw),	Puppa	1-6	6-7	36-27	18,238
6	10/17 @ FLA	T, 3-3*	2-3-1	Bradley (p), Dufresne, McDougall (p-gt)	Puppa	2-5	4-6	29-29	13,059
7	10/20 vs. LA	L, 3-4	2-4-1	Tucker, Gratton (p), Cole	Puppa	1-8	1-3	28-22	21,536
8	10/22 vs. NYR	W, 4-1	3-4-1	Andersson, Cole (gw), Bradley (p), Gratton (s)	Puppa	1-5	5-6	29-34	18,667

#	OPPONENT	RESULT	RECORD	SCORERS	GOALTENDER(S)	PP	PK	SF-SA	ATTEND.
9	10/23 vs. TOR	L, 0-2	3-5-1	-----	Puppa	0-4	4-4	25-26	22,880
10	10/27 vs. WPG	L, 3-4	3-6-1	Andersson, Savard, Elynuik (p)	Puppa	1-4	2-3	30-23	16,006
11	10/29 vs. NYI	L, 2-4	3-7-1	Tucker	Puppa	0-6	5-6	34-25	12,976
12	10/30 @ FLA	L, 1-2*	3-8-1	Bergland, Elynuik	Puppa	0-6	2-3	28-19	22,332
13	11/2 @ QUE	L, 2-8	3-9-1	Gratton (p), Gretzky	Jablonski	1-5	1-1	43-21	13,635
14	11/3 @ MTL	L, 0-1	3-10-1	-----	Puppa	0-4	3-3	37-21	16,500
15	11/6 @ BOS	T, 1-1*	3-10-2	Poeschek (gt)	Puppa	0-1	2-2	28-42	13,972
16	11/8 @ NYR	L, 3-6	3-11-2	Klima, Dufresne, Bradley	Puppa	0-5	3-4	31-38	16,618
17	11/11 vs. WSH	L, 1-4	3-12-2	Klima	Puppa	0-5	1-2	34-23	19,370
18	11/13 vs. QUE	W, 4-3	4-12-2	Tucker, Andersson, Joseph, Savard (gw)	Puppa	0-3	3-3	29-31	19,691
19	11/17 @ DAL	L, 3-4	4-13-2	Cole (s), Joseph, Bradley	Puppa	0-3	2-4	20-32	14,976
20	11/19 vs. NYR	L, 3-5	4-14-2	Zamuner, Andersson, Bureau	Puppa	0-5	2-3	31-38	19,993
21	11/20 vs. CHI	W, 4-3	5-14-2	Klima, Klima, Bradley, Tucker (gw)	Jablonski	0-4	3-4	37-24	22,086
22	11/24 vs. HFD	W, 4-1	6-14-2	Bradley, Bradley (gw), Poeschek, Elynuik	Puppa	0-2	5-5	30-29	19,374
23	11/26 @ PHI	L, 0-3	6-15-2	-----	Puppa	0-6	3-3	27-22	17,380
24	11/27 vs. PHI	L, 3-4*	6-16-2	Bradley, Klima, Cole (p)	Puppa	1-4	2-3	33-36	21,896
25	12/1 vs. BUF	L, 0-3	6-17-2	-----	Puppa	0-2	2-2	33-26	18,386
26	12/4 @ LA	W, 5-4	7-17-2	Klima (p), Klima, Andersson (p), Bureau, Cole (p-gw)	Jablonski	3-7	1-6	23-34	15,091
27	12/5 @ ANA	W, 4-2	8-17-2	Cole (p), Klima, Bureau (p-gw), Bradley (e)	Puppa	1-5	7-7	23-41	16,480
28	12/7 @ SJ	W, 3-1	9-17-2	Savard, Creighton (gw), Bradley (p)	Puppa	1-4	6-6	24-20	14,868
29	12/11 vs. PIT	L, 3-6	9-18-2	Bradley, Creighton, Bureau	Puppa	0-6	1-4	34-29	23,907
30	12/14 vs. MTL	T, 1-1*	9-18-3	Andersson (gt)	Jablonski	0-4	4-4	34-20	9,433
31	12/15 vs. OTT	W, 4-3	10-18-3	Elynuik, Klima, Chambers, Klima (gw)	Jablonski	1-6	5-6	24-17	16,155
32	12/18 vs. BOS	L, 3-5	10-19-3	Elynuik (p), Savard, Gratton (p)	Puppa	2-4	2-3	31-36	23,336
33	12/19 @ BUF	T, 3-3*	10-19-4	Gallant, Klima, Chambers	Puppa	0-4	3-4	29-27	13,721
34	12/21 @ PIT	L, 3-8	10-20-4	Bergland, Zamuner, DiMaio	Puppa (3-21), Jablonski (5-18)	0-5	3-4	34-39	15,601
35	12/23 @ STL	L, 4-7	10-21-4	Bergland, Elynuik (s), Bradley, Chambers (s)	Puppa	0-4	4-6	38-30	17,697
36	12/26 vs. FLA	L, 1-3	10-22-4	DiMaio (p)	Jablonski	1-7	2-2	37-20	10,964
37	12/28 @ QUE	W, 4-1	11-22-4	Cole, DiMaio (p-gw), Klima, Cole (e)	Puppa	1-4	2-3	20-16	14,646
38	12/30 @ OTT	W, 3-0	12-22-4	Zamuner (gw), Savard, Joseph (p)	Puppa	1-3	4-4	37-11	10,504
39	1/1 @ WSH	T, 5-5*	12-22-5	Klima (p), Bradley (p), Andersson, Hamrlik, Klima	Jablonski	2-3	2-3	28-39	14,914
40	1/2 vs. ANA	L, 1-4	12-23-5	Joseph (p)	Puppa	1-5	6-6	32-19	10,871
41	1/4 @ TOR	W, 1-0	13-23-5	Elynuik (gw)	Puppa	0-5	6-6	24-28	17,526
42	1/8 vs. PHI	W, 4-2	14-23-5	Bergland, Bradley, Andersson (gw), Joseph (p)	Puppa	1-5	2-3	30-20	26,023+
43	1/10 @ NYR	W, 5-2	15-23-5	Creighton, Reekie, Bergevin (gw), Creighton (p), Klima (p)	Puppa	2-2	1-4	33-29	17,993
44	1/12 @ DET	W, 4-2	16-23-5	Chambers, Joseph (p), Tucker (gw), Savard (e)	Puppa	1-3	3-5	25-17	19,618
45	1/13 @ CHI	L, 0-1	16-24-5	-----	Puppa	0-5	4-5	20-29	17,336
46	1/16 @ WPG	W, 3-2*	17-24-5	Creighton, Andersson, Andersson (gw)	Puppa	0-2	3-3	25-28	11,858
47	1/17 vs. DET	L, 3-6	17-25-5	Zamuner, Klima (p), Hamrlik	Jablonski	1-5	4-6	19-27	8,764
48	1/19 vs. NYI	W, 4-3*	18-25-5	Klima, Cole (p), Bradley (p), Gratton (gw)	Puppa	2-4	3-3	33-28	22,351
49	1/24 vs. BUF	W, 4-0	19-25-5	Cole (gw), Chambers (p),	Puppa	1-3	3-3	32-23	10,261
50	1/26 vs. FLA	T, 1-1*	19-25-6	Tucker (p-gt)	Puppa	1-5	4-4	41-23	20,101
51	1/29 vs. SJ	L, 1-2	19-26-6	Klima	Puppa	0-5	1-2	37-21	26,652+
52	2/2 vs. DET	L, 1-3	19-27-6	Tucker	Puppa	0-3	2-2	34-30	21,260
53	2/5 @ WSH	L, 3-6	19-28-6	Chambers (p), Cole, Bureau	Puppa	1-7	1-2	22-32	15,811
54	2/7 @ TOR	W, 2-1	20-28-6	Bergland, Poeschek (gw)	Jablonski	0-3	5-5	29-25	15,728
55	2/10 @ OTT	W, 6-2	21-28-6	Klima (p), Gratton, Cole (gw), Andersson (s), Gratton, Bradley	Jablonski	1-3	4-4	36-18	10,295
56	2/12 vs. VAN	L, 2-3	21-29-6	Klima (p), Joseph	Puppa	1-6	1-2	20-22	22,924
57	2/13 vs. NJ	T, 3-3*	21-29-7	Chambers (p), Chambers, Creighton	Jablonski	1-7	4-5	37-39	16,283
58	2/15 @ NYI	L, 1-2	21-30-7	Bradley	Puppa	0-4	4-4	22-24	10,156
59	2/17 vs. MTL	W, 4-3	22-30-7	Andersson, Bureau (s), Cole, Chambers (p-gw)	Puppa	1-7	6-6	30-25	21,968
60	2/19 @ NJ	L, 4-5	22-31-7	Joseph (p), Klima, Creighton, Gratton	Jablonski	1-8	3-4	36-31	19,040
61	2/20 vs. BOS	T, 2-2*	22-31-8	Bureau, Gratton (gt)	Puppa	0-5	2-2	24-23	24,153
62	2/24 @ CGY	W, 4-0	23-31-8	Savard (p-gw), Bradley, DiMaio, Gratton	Puppa	1-5	6-6	25-18	18,816
63	2/26 @ VAN	L, 1-3	23-32-8	DiMaio	Young	0-6	3-3	29-29	15,869
64	2/27 @ EDM	L, 2-3	23-33-8	Gallant, DiMaio	Puppa	0-4	2-2	35-26	11,719
65	3/1 @ WSH	W, 4-3	24-33-8	Savard, Cole, Gratton (p), Gallant (gw)	Puppa	1-2	2-3	26-40	10,271
66	3/3 vs. NJ	L, 4-5*	24-34-8	Elynuik (p), Savard, Tucker, DiMaio	Puppa	1-2	0-1	31-38	16,442
67	3/5 vs. HFD	W, 4-2	25-34-8	DiMaio, Savard, Gallant (p-gw), Cole (p)	Puppa	2-8	5-6	39-23	21,178
68	3/6 vs. PHI	L, 1-3	25-35-8	Bradley	Puppa	0-5	1-1	37-21	21,849
69	3/9 @ HFD	L, 1-4	25-36-8	Bureau	Puppa (2-10), Young (2-11)	0-5	3-4	26-21	7,757
70	3/13 @ PHI	T, 5-5*	25-36-9	Cole (p), Creighton (p), Bergland, Puppa, Bradley, Bradley	Puppa	2-7	5-6	37-21	17,269
71	3/15 vs. CGY	L, 3-7	25-37-9	Savard, Creighton, Chambers (p)	Puppa (4-9), Young (3-28)	1-5	4-5	28-37	17,498
72									

1992-1993 STATS

1992-1993 INDIVIDUAL SCORING (23-54-7, 53 pts., 6th Norris Division)

PLAYERS

PLAYER	GP	G	A	PTS	PIM	+/-	PP	SH	GW	GT	S
Brian Bradley	80	42	44	86	92	-24	16	0	6	1	205
John Tucker	78	17	39	56	69	-12	5	1	1	0	179
Chris Kontos	66	27	24	51	12	-7	12	1	3	0	136
Rob Zamuner*	84	15	28	43	74	-25	1	0	0	2	183
Adam Creighton	83	19	20	39	110	-19	7	1	0	0	168
Shawn Chambers	55	10	29	39	36	-21	5	0	1	0	152
Bob Beers	64	12	24	36	70	-25	7	0	0	0	138
Marc Bureau	63	10	21	31	111	-12	1	2	1	0	132
Mikael Andersson	77	16	11	27	14	-14	3	2	4	0	169
Danton Cole	67	12	15	27	23	-2	0	1	1	0	100
Rob DiMaio	54	9	15	24	62	0	2	0	0	0	75
Roman Hamrik*	67	6	15	21	71	-21	1	0	1	0	113
Steve Maltais	63	7	13	20	35	-20	4	0	1	0	96
Marc Bergevin	78	2	12	14	66	-16	0	0	0	0	69
Joe Reekie	42	2	11	13	69	2	0	0	0	0	53
Steve Kasper (TOT)	68	4	7	11	20	-17	0	1	0	0	32
(TB)	47	3	4	7	18	-13	0	0	0	0	23
(PHI)	21	1	3	4	2	-4	0	1	0	0	9
Ken Hodge	25	2	7	9	2	-6	0	0	1	0	32
Randy Gilhen (TOT)	44	3	4	7	14	-14	0	1	1	0	45
(TB)	11	0	2	2	6	-6	0	0	0	0	11
(NJR)	33	3	2	5	8	-8	0	1	1	0	34
Jason Lafreniere	11	3	3	6	4	-6	1	0	0	0	17
Tim Bergland	27	3	3	6	11	-5	0	0	0	0	44
Chris LiPuma*	15	0	5	5	34	1	0	0	0	0	17
Matt Hervey	17	0	4	4	38	-6	0	0	0	0	18
Jason Ruff* (TOT)	8	2	1	3	8	-1	1	0	1	0	8
(TB)	1	0	0	0	0	0	0	0	0	0	1
(STL)	7	2	1	3	8	-1	1	0	1	0	7
Stan Drulia*	24	2	1	3	10	1	0	0	1	0	22
Michel Mongeau	4	1	1	2	2	-2	0	0	0	0	2
Dave Capuano	6	1	1	2	2	-4	1	0	0	0	10
Jock Callander	8	1	1	2	2	-5	0	0	0	0	12
Keith Osborne*	11	1	1	2	8	-1	0	0	1	0	11
Shawn Rivers*	4	0	2	2	2	-2	0	0	0	0	3
Wendell Young	31	0	2	2	2	0	0	0	0	0	0
Pat Jablonski	43	0	2	2	7	0	0	0	0	0	0
Shayne Stevenson*	8	0	1	1	7	-5	0	0	0	0	4
J.C. Bergeron*	21	0	1	1	2	0	0	0	0	0	0
Dave Littman*	1	0	0	0	0	0	0	0	0	0	0
Alain Cote	2	0	0	0	0	-1	0	0	0	0	1
Herb Raglan	2	0	0	0	2	0	0	0	0	0	0
Martin Simard	7	0	0	0	11	-1	0	0	0	0	1

TRADED PLAYERS

PLAYER	GP	G	A	PTS	+/-	PIM	PP	SH	GW	GT	S
Doug Crossman (TB)	40	8	21	29	18	-4	2	0	1	-	54
Mike Hartman (TB)	58	4	4	8	154	-7	0	0	0	-	74
Basil McRae (TB)	14	2	3	5	71	-3	1	0	0	-	23
Michel Mongeau (TB)	30	1	1	2	2	-2	0	0	0	-	2
Rob Ramage (TB)	66	5	12	17	138	-21	5	0	0	-	115
Stephane J.G. Richer (TB)	3	0	0	0	0	-3	0	0	0	-	2
Anatoli Semenov (TB)	13	2	3	5	4	-5	0	0	0	-	14
Martin Simard (TB)	7	0	0	0	11	-1	0	0	0	-	1
Peter Taglianetti (TB)	61	1	8	9	150	8	0	0	0	-	60

GOALTENDERS

GOALTENDER	GP	MIN	AVG	W	L	T	EN	SO	GA	SVS	SV%
J.C. Bergeron*	21	1163	3.66	8	10	1	3	0	71	574	.876
Wendell Young	31	1591	3.66	7	19	2	2	0	97	758	.872
Pat Jablonski	43	2268	3.97	8	24	4	2	1	150	1194	.874
Dave Littman*	1	45	9.33	0	1	0	0	0	7	21	.667

1992-1993 GAME-BY-GAME RESULTS

#	OPPONENT	RESULT	RECORD	SCORERS	GOALTENDER(S)	PP	PK	SF-SA	ATTEND.
1	10/7 vs. CHI	W, 7-3	1-0-0	Kontos (p), Kontos (p), Bergevin, Semenov, Hodge (gw), Kontos, Kontos (p)	Young				
2	10/10 @ MIN	L, 1-2	1-1-0	Crossman	Young	0-4	4-4	20-35	14,322
3	10/11 @ CHI	T, 4-4*	1-1-1	Andersson, Kontos, Kontos, Bradley (gt)	Jablonski	0-5	7-10	31-44	18,472
4	10/13 @ STL	W, 2-1	2-1-1	DiMaio, Bradley (e-gw)	Jablonski	0-1	3-3	21-36	13,786
5	10/15 @ TOR	L, 3-5	2-2-1	Taglianetti, Cole, Andersson (s)	Young	0-4	7-7	26-22	15,144
6	10/16 @ BUF	L, 4-5*	2-3-1	Zamuner, Kontos, Turker (s), Creighton	Young	0-4	2-4	31-33	13,107
7	10/20 vs. EDM	W, 6-1	3-3-1	Hamrik, Cole (gw), Ramage (p), Ramage (p), Semenov, Bradley	Young	2-5	3-4	35-19	9,114
8	10/22 vs. TOR	L, 2-5	3-4-1	Bradley, Ramage (p)	Jablonski	1-5	4-5	29-30	9,344

#	OPPONENT	RESULT	RECORD	SCORERS	GOALTENDER(S)	PP	PK	SF-SA	ATTEND.
9	10/24 vs. QUE	W, 3-2	4-4-1	Tucker, Kontos, Drulia (gw)	Young	0-8	5-6	26-22	9,528
10	10/27 @ QUE	L, 3-4	4-5-1	DiMaio, Hamrik (p), Bradley (p)	Young	2-4	4-7	19-30	14,635
11	10/28 @ MTL	L, 3-4	4-6-1	Bradley, Ramage (p), Kontos	Jablonski	1-3	2-4	22-27	16,436
12	10/30 vs. SJ	L, 1-2	4-7-1	Kontos	Young	0-8	5-5	25-39	8,706
13	11/1 vs. PIT	L, 4-5	4-8-1	Kontos (p), Zamuner, Beers, Ramage (p)	Young	2-4	3-5	28-30	10,425+
14	11/3 vs. STL	W, 6-4	5-8-1	Creighton (p), Cole, DiMaio, Bergevin, Kontos (p-gw), Kontos	Jablonski	2-3	1-1	42-30	8,452
15	11/6 @ WSH	T, 2-2*	5-8-2	Kontos (p), Bradley (p)	Jablonski	2-8	4-6	25-33	15,829
16	11/7 @ NYI	W, 6-5*	6-8-2	Beers (p), Beers (p), Bradley (p), Crossman, Crossman (p), Crossman (gw)	Jablonski	4-5	3-6	24-32	12,136
17	11/9 @ NYR	W, 5-1	7-8-2	Kontos, Hamrik (gw), Kontos (s), Zamuner, Andersson	Jablonski	0-1	4-5	30-33	18,200
18	11/11 vs. DET	W, 6-4	8-8-2	Bradley (p), Kontos (p), Zamuner (p), Beers, Kontos (gw), Creighton (e)	Jablonski	3-7	4-5	24-34	10,425+
19	11/13 vs. OTT	W, 1-0	9-8-2	Bradley (p-gw)	Jablonski	1-7	5-5	22-38	10,425+
20	11/14 vs. CGY	L, 3-5	9-9-2	Creighton, Bradley, Creighton (p)	Jablonski	1-6	2-2	27-32	10,425+
21	11/17 vs. WPG	L, 5-6	9-10-2	Zamuner, Kontos, Tucker (p), Bradley, Hodge	Young	1-6	2-5	40-33	8,062
22	11/19 vs. MIN	L, 1-4	9-11-2	Bradley	Jablonski	0-6	1-2	39-35	9,278
23	11/21 @ STL	L, 2-4	9-12-2	Creighton, Bradley (p)	Jablonski	1-6	2-4	25-42	17,604
24	11/23 @ DET	L, 5-10	9-13-2	Tucker, Bradley, Cole, Crossman (p), Drulia	Young	1-5	4-8	24-40	19,504
25	11/24 @ TOR	W, 3-2	10-13-2	Maltais, Bradley (p), Maltais (gw)	Jablonski	1-4	4-6	18-19	15,641
26	11/27 @ CGY	L, 2-3*	10-14-2	DiMaio, Mongeau,	Young	0-5	9-9	35-31	20,214
27	11/28 @ EDM	L, 3-4*	10-15-2	Callander, Kontos (p), Reekie	Young	1-8	4-5	32-24	14,210
28	12/5 vs. DET	L, 7-9	10-16-2	Bureau (s), Chambers (p), Beers, Bradley (p), Bradley, Bradley (p), Andersson	Jablonski	3-6	3-4	36-29	10,425+
29	12/7 vs. NYI	L, 1-6	10-17-2	Chambers	Jablonski	0-6	6-6	27-26	9,649
30	12/9 vs. NYR	L, 5-6	10-18-2	Bureau, Bradley (p), Maltais (p), Kasper, Bradley (p)	Young (4-14), Jablonski (2-20)	3-5	3-3	36-34	12,842+
31	12/11 vs. NYR	L, 4-5	10-19-2	Kontos (p), Creighton (s), Bureau, Creighton (p)	Bergeron	2-7	2-5	41-31	10,425+
32	12/12 vs. EDM	W, 3-1	11-19-2	Beers (p), Bradley (p-gw), Bradley (e)	Bergeron	2-8	5-5	23-25	10,425+
33	12/15 @ LA	W, 3-2	12-19-2	Crossman, Kontos, Andersson (gw)	Bergeron	0-5	5-6	35-27	15,753
34	12/16 @ SJ	W, 5-4*	13-19-2	Bureau (p), Tucker, Bradley, Reekie, Tucker (gw)	Bergeron	1-5	1-3	45-30	11,089
35	12/18 vs. NJ	L, 0-2	13-20-2	-----	Bergeron	0-6	6-6	29-20	10,082
36	12/20 vs. PHI	W, 4-1	14-20-2	Bradley, Bradley (gw), Crossman, Bureau	Bergeron	0-2	0-3	31-19	10,425+
37	12/22 @ BOS	L, 3-5	14-21-2	Bradley, Bureau, Bradley	Young	0-5	6-7	22-34	14,448
38	12/23 @ HFD	L, 1-3	14-22-2	Chambers (p)	Jablonski	1-4	4-6	20-22	10,740
39	12/31 @ CHI	L, 0-5	14-23-2	-----	Jablonski	0-8	6-8	22-33	17,532
40	1/2 @ EDM	L, 1-2	14-24-2	Bradley	Bergeron	0-6	5-6	30-32	14,361
41	1/4 @ VAN	L, 0-7	14-25-2	-----	Jablonski	0-7	4-4	27-40	15,578
42	1/6 @ LA	W, 6-3	15-25-2	Bradley, McRae, Maltais (p), Bradley (p-gw), Hartman, Beers (p)	Bergeron	3-5	3-5	20-36	16,005
43	1/9 @ MIN	L, 4-6	15-26-2	McRae (p), Maltais (p), Chambers, Kasper	Bergeron	2-4	5-5	18-30	13,512
44	1/11 @ TOR	L, 2-4	15-27-2	Bureau (s), Bradley	Jablonski	0-5	5-9	27-27	15,632
45	1/13 @ DET	L, 3-5	15-28-2	Tucker, Hartman, Tucker (p)	Bergeron	1-3	1-2	29-33	19,518
46	1/16 vs. STL	L, 3-5	15-29-2	Kontos (p), Hartman, Crossman	Jablonski	1-7	3-4	42-23	10,425+
47	1/17 vs. WSH	L, 3-5	15-30-2	Tucker, Cole (s), DiMaio	Bergeron	0-5	4-4	31-33	10,425+
48	1/19 vs. MIN	L, 2-4	15-31-2	Tucker, Kontos (p)	Bergeron	1-6	5-5	34-30	10,033
49	1/21 vs. TOR	L, 1-6	15-32-2	Chambers (p)	Bergeron	1-11	7-10	44-35	9,822
50	1/23 vs. SJ	W, 5-1	16-32-2	Creighton, Bureau (gw), Bureau, Beers (e), Kasper (e)	Jablonski	0-9	8-9	36-38	10,130
51	1/24 vs. MIN	T, 2-2*	16-32-3	Hartman, Zamuner (gt)	Jablonski	0-4	2-6	30-36	9,086
52	1/28 vs. STL	L, 2-4	16-33-3	Tucker, Chambers (p)	Jablonski	1-3	4-5	41-32	10,092
53	1/30 @ MIN	W, 4-3	17-33-3	DiMaio, Tucker, Zamuner, Kontos (p-gw)	Young	1-3	0-4	20-21	14,637
54	2/1 @ SJ	W, 5-4	18-33-3	Zamuner, DiMaio, DiMaio (p), Kontos, Andersson (s-gw)	Bergeron	1-2	3-5	26-24	10,890
55	2/3 @ VAN	L, 2-4	18-34-3	Hamrik, Bradley	Jablonski	0-4	4-6	25-28	14,171
56	2/9 vs. TOR	W, 3-1	19-34-3	Bureau (s), Bradley, Zamuner (e)	Young	1-4	1-2	33-36	10,425+
57	2/11 vs. MIN	L, 0-1	19-35-3	Bergland, Bradley (p-gw), Zamuner (e)	Young	0-6	3-4	34-24	8,748
58	2/14 vs. BOS	T, 3-3*	19-35-4	Tucker (p), Andersson, Kontos (gt)	Young	1-4	3-3	31-32	10,425+
59	2/17 @ DET	L, 1-3	19-36-4	Bradley (p)	Young	0-2	2-3	30-25	19,713
60	2/19 @ TOR	L, 1-4	19-37-4	Tucker (p)	Young	1-5	5-6	28-24	15,720
61	2/20 vs. QUE	L, 2-5	19-38-4	Bradley, Zamuner	Jablonski	0-4	4-5	28-25	9,584
62	2/22 vs. LA	L, 2-5	19-39-4	Tucker, Beers	Young	0-6	1-2	45-28	10,425+
63	2/25 vs. CHI	L, 1-5	19-40-4	Creighton	Young	0-4	0-1	39-38	10,425+
64	2/27 @ PIT	T, 3-3*	19-40-5	Andersson, Bradley, Zamuner (gt)	Jablonski	0-4	1-2		

DATE	OPPONENT	RESULTS	SITE	DATE	OPPONENT	RESULTS	SITE	DATE	OPPONENT	RESULTS	SITE	DATE	OPPONENT	RESULTS	SITE
2023 (5-2-0)				2012				2001 (2-1-2)				1995 (3-3-2)			
September 26	Carolina	L, 2-5	PNC Arena	September 18	Did Not Play			September 18	Ottawa	T, 4-4	Halifax Metro Centre (Halifax, NS)	September 15	Atlanta (IHL)	L, 3-7	Lakeland Center (Lakeland, FL)
September 27	Nashville	W, 2-1 (OT)	Bridgestone Arena	September 20	2011 (3-3-0)			September 19	Columbus	W, 2-0	Onondaga County War Memorial (Syracuse, NY)	September 16	Atlanta (IHL)	W, 8-1	Omni Coliseum (Atlanta, GA)
September 29	Carolina	W, 4-0	Amalie Arena	September 20	St. Louis	L, 1-3	Scotttrade Center	September 22	Washington	W, 4-3 (OT)	Compaq Center (Houston, TX)	September 19	NY Islanders	T, 2-2	Windsor Arena (Windsor, ON)
September 30	Nashville	W, 5-4	Amalie Arena	September 21	St. Louis	L, 3-4	Amway Center (Orlando, FL)	September 28	Florida	L, 2-3	Ice Palace Arena	September 22	NY Islanders	L, 4-5	Nassau Veterans Memorial Coliseum
October 3	Florida	W, 2-0	Amway Center	September 23	Florida	W, 5-2	St. Pete Times Forum	September 28	Florida	L, 2-3	Ice Palace Arena	September 23	NY Islanders	W, 5-3	Lakeland Center (Lakeland, FL)
October 5	Florida	L, 3-6	Amalie Arena	September 24	Florida	W, 5-3	BankAtlantic Center	September 29	Florida	T, 3-3	National Car Rental Center	September 28	Florida	W, 5-2	Veterans Memorial Coliseum (Jacksonville, FL)
October 7	Florida	W, 4-2	Amerant Bank Arena	September 29	Montreal	W, 4-0	Bell Centre	2000 (1-3-1)				September 30	Hartford	T, 4-4	ThunderDome
2022 (1-4-0)				October 1	Montreal	L, 1-5	Colisee Pepsi (Quebec City, PQ)	September 16	Carolina	L, 4-5	TECO Arena (Estero, FL)	October 4	Florida	L, 2-3	ThunderDome
September 27	Carolina	L, 1-5	PNC Arena	2010 (4-1-1)				September 17	Carolina	W, 2-1	Ice Palace Arena	1994 (5-2-1)			
September 29	Nashville	L, 0-2	Bridgestone Arena	September 21	Dallas	W, 4-2	American Airlines Center	September 19	Washington	T, 4-4	Ice Palace Arena	September 13	St. Louis	L, 1-7	Lakeland Center (Lakeland, FL)
September 30	Nashville	L, 1-7	Bridgestone Arena	September 22	Chicago	W, 4-2	MTS Centre (Winnipeg, MB)	September 21	Florida	L, 1-2	Ice Palace Arena	September 16	Atlanta (IHL)	W, 5-3	Lakeland Center (Lakeland, FL)
October 6	Florida	L, 2-3	FLA Live Arena	September 23	Edmonton	L, 2-5	Rexall Place	September 26	Florida	L, 2-3	TECO Arena (Estero, FL)	September 17	Atlanta (IHL)	W, 4-1	Omni Coliseum (Atlanta, GA)
October 8	Florida	W, 5-2	Amalie Arena	September 25	Calgary	L, 4-5 (SO)	Pengrowth Saddledome	1999 (5-4-0)				September 19	Washington	L, 1-2 (OT)	Tallahassee-Leon County Civic Center (Tallahassee, FL)
2021 (3-4-0)				October 1	Florida	W, 2-1 (OT)	BankAtlantic Center	September 11	Carolina	L, 3-1	TECO Arena (Estero, FL)	September 23	St. Louis	T, 4-4	Peoria Civic Center (Peoria, Ill)
September 28	Carolina	L, 1-3	PNC Arena	October 2	Florida	W, 4-1	St. Pete Times Forum	September 12	Carolina	W, 2-1	Ice Palace Arena	September 24	Buffalo	W, 7-3	North Charleston Coliseum (Charleston, SC)
September 30	Nashville	L, 2-6	Amalie Arena	2009 (4-1-2)				September 14	NY Islanders	L, 2-6	Ice Palace Arena	September 27	Florida	W, 2-0	Miami Arena
October 1	Carolina	W, 8-5	Amalie Arena	September 16	Dallas	L, 3-4 (SO)	American Airlines Center	September 17	Chicago	L, 3-6	United Center	September 28	Florida	W, 3-1	ThunderDome
October 2	Nashville	L, 1-6	Bridgestone Arena	September 18	Atlanta	W, 2-1 (OT)	St. Pete Times Forum	September 18	Buffalo	W, 5-2	Gund Arena (Cleveland, OH)	1993 (4-3-2)			
October 5	Florida	L, 2-3	Amway Center	September 21	Ottawa	L, 1-3	Brandt Centre (Regina, SK)	September 19	Buffalo	L, 1-3	Louis J. Tulio Arena (Erie, PA)	September 16	Florida	W, 4-3	Lakeland Civic Center (Lakeland, FL)
October 7	Florida	W, 6-2	Amalie Arena	September 22	Phoenix	W, 2-1	Everett Events Center (Everett, WA)	September 21	Florida	W, 4-2	National Car Rental Center	September 17	St. Louis	T, 2-2	Lakeland Civic Center (Lakeland, FL)
October 9	Florida	W, 4-2	FLA Live Arena	September 23	Phoenix	L, 3-4 (SO)	Budweiser Events Ctr. (Loveland, CO)	September 22	NY Islanders	W, 4-2	Nassau Veterans Memorial Coliseum	September 18	Florida	L, 1-5	Veterans Memorial Coliseum (Jacksonville, FL)
2020				September 24	Edmonton	W, 4-3 (OT)	MTS Centre (Winnipeg, MB)	September 24	Florida	W, 3-2	Ice Palace Arena	September 19	Florida	W, 4-2	Miami Arena
Did Not Play				September 27	Atlanta	W, 5-1	Philips Arena	1998 (5-3-0)				September 21	St. Louis	W, 5-3	Peoria Civic Center (Peoria, Ill)
2019 (2-3-2)				2008 (5-1-0)				September 15	VEU Feldkirch	W, 4-1	Vorarberghalle (Feldkirch, Austria)	September 25	Florida	W, 3-0	Orlando Arena (Orlando, FL)
September 17	Carolina	L, 0-3	Amalie Arena	September 20	Pittsburgh	W, 5-4 (SO)	Mellon Arena	September 18	Buffalo	W, 3-1	OlympiaWorld Innsbruck (Innsbruck, Austria)	September 29	Dallas	T, 5-5	Orlando Arena (Orlando, FL)
September 18	Carolina	L, 0-2	PNC Arena	September 22	Pittsburgh	L, 2-3	St. Pete Times Forum	September 20	Dallas	L, 1-5	Lakeland Center (Lakeland, FL)	October 1	Boston	L, 2-4	ThunderDome
September 20	Nashville	W, 3-1	Amalie Arena	September 23	NY Rangers	W, 3-2	St. Pete Times Forum	September 23	NY Islanders	W, 4-3	Cumberland County Crown Coliseum (Fayetteville, NC)	October 2	Boston	L, 2-3 (OT)	Omni Coliseum (Atlanta, GA)
September 21	Nashville	L, 4-5 (OT)	Bridgestone Arena	September 25	NY Rangers	W, 4-2	Madison Square Garden	September 29	Carolina	W, 5-3	Ice Palace Arena	1992 (5-2-2)			
September 24	Florida	L, 3-6	BB&T Center	September 28	Eisbaren Berlin	W, 4-1	W, 4-1	October 2	Florida	L, 2-3	Veterans Memorial Coliseum (Jacksonville, FL)	September 18	Minnesota	T, 4-4	Expo Hall
September 26	Florida	W, 4-2	BB&T Center	O2 World Arena (Berlin, Germany)				September 20	Florida	W, 5-4	Ice Palace Arena	September 19	Minnesota	W, 5-2	Lakeland Civic Center (Lakeland, FL)
September 28	Florida	L, 0-1 (S/O)	Amalie Arena	September 30	HC Slovan	W, 3-2 (SO)	Samsung Arena (Bratislava, Slovakia)	October 3	Florida	W, 5-4	Ice Palace Arena	September 22	St. Louis	W, 6-3	St. Louis Arena
2018 (4-3-0)				2007 (2-2-1)				September 19	Dallas	W, 4-3 (OT)	Reunion Arena	September 23	St. Louis	L, 4-6	Expo Hall
September 18	Carolina	L, 1-4	Amalie Arena	September 19	Dallas	W, 4-3 (OT)	St. Pete Times Forum	September 16	Dallas	T, 5-5	Lakeland Center (Lakeland, FL)	September 25	Ottawa	T, 3-3	Lakeland Civic Center (Lakeland, FL)
September 19	Carolina	L, 1-6	PNC Arena	September 22	Washington	L, 1-2	St. Pete Times Forum	September 17	Washington	L, 1-2	Lakeland Center (Lakeland, FL)	September 27	Ottawa	W, 4-3	Ottawa Civic Centre
September 21	Nashville	W, 5-1	Bridgestone Arena	September 24	Detroit	W, 4-3	St. Pete Times Forum	September 20	Washington	L, 3-8	MCI Center	September 29	Philadelphia	W, 5-3	Orlando Arena (Orlando, FL)
September 22	Nashville	W, 5-2	Amalie Arena	September 27	Detroit	L, 2-3 (SO)	Joe Louis Arena	September 23	Florida	L, 2-3	Miami Arena	October 2	Boston	L, 2-3	Expo Hall
September 25	Florida	L, 2-3	Amalie Arena	September 29	Dallas	L, 1-5	American Airlines Center	September 24	Dallas	L, 2-4	Reunion Arena	October 3	Boston	W, 5-2	Omni Coliseum (Atlanta, GA)
September 27	Florida	W, 6-2	Amway Center	2006 (2-1-3)				September 25	Florida	W, 7-2	Ice Palace Arena				
September 29	Florida	W, 3-2	BB&T Center	September 20	Washington	W, 3-2 (OT)	Verizon Center	September 28	Detroit	W, 3-1	Joe Louis Arena	1996 (2-1-2)			
2017 (3-4-0)				September 22	Detroit	L, 4-5 (OT)	Joe Louis Arena	September 16	Hartford	T, 2-2	Hartford Civic Center				
September 19	Carolina	L, 1-2	Amalie Arena	September 24	Dallas	W, 7-4	St. Pete Times Forum	September 19	Florida	W, 3-1	Orlando Arena (Orlando, FL)				
September 20	Carolina	W, 4-3	PNC Arena	September 26	Montreal	L, 3-4 (OT)	Bell Centre	September 20	Florida	L, 2-5	Lakeland Center (Lakeland, FL)				
September 22	Nashville	W, 3-1	Amalie Arena	September 28	Detroit	L, 1-4	St. Pete Times Forum	September 28	Ottawa	W, 2-1	Corel Centre				
September 24	Florida	L, 2-4	Amalie Arena	September 30	Dallas	L, 3-4 (OT)	American Airlines Center	September 29	Detroit	T, 3-3	Joe Louis Arena				
September 26	Florida	L, 2-4	BB&T Center	2005 (2-4-1)				September 19	Detroit	W, 5-3	Joe Louis Arena				
September 28	Florida	L, 2-5	BB&T Center	September 19	Detroit	W, 5-3	Joe Louis Arena	September 20	Montreal	L, 1-6	Bell Centre				
September 28	Florida	L, 2-5	BB&T Center	September 20	Montreal	L, 1-6	Bell Centre	September 22	Carolina	L, 2-5	RBC Center				
September 30	Nashville	W, 3-2 (OT)	Bridgestone Arena	September 22	Carolina	L, 2-5	RBC Center	September 24	Florida	W, 5-0	St. Pete Times Forum				
2016 (3-2-0)				September 24	Florida	W, 5-0	St. Pete Times Forum	September 25	Buffalo	L, 2-3 (SO)	St. Pete Times Forum				
September 27	Carolina	L, 2-3	Amalie Arena	September 26	Montreal	L, 3-4 (OT)	Bell Centre	September 30	Carolina	L, 2-5	St. Pete Times Forum				
September 29	Florida	W, 2-0	Amalie Arena	September 28	Detroit	L, 1-4	St. Pete Times Forum	October 2	Florida	L, 0-4	BankAtlantic Center				
September 30	Carolina	W, 2-1 (OT)	PNC Arena	September 30	Dallas	L, 3-4 (OT)	American Airlines Center	2004							
October 1	Nashville	L, 3-4	Bridgestone Arena	2005 (2-4-1)				Did Not Play							
October 6	Florida	PPD	BB&T Center	September 19	Detroit	W, 5-3	Joe Louis Arena	2003 (4-3-1)							
October 8	Nashville	W, 5-3	Amalie Arena	September 20	Montreal	L, 1-6	Bell Centre	September 18	Atlanta	L, 2-1	Omni Coliseum (Atlanta, GA)				
2015 (3-3-1)				September 22	Carolina	L, 2-5	RBC Center	September 19	Atlanta	W, 4-1	St. Pete Times Forum				
September 23	Nashville	L, 2-3 (OT)	Amalie Arena	September 24	Florida	W, 5-0	St. Pete Times Forum	September 21	Carolina	W, 3-0	St. Pete Times Forum				
September 23	Nashville	L, 2-5	Bridgestone Arena	September 25	Buffalo	L, 2-3 (SO)	St. Pete Times Forum	September 25	Carolina	W, 4-2	RBC Center				
September 25	Florida	W, 4-1	Amalie Arena	September 30	Carolina	L, 2-5	St. Pete Times Forum	September 28	Florida	W, 3-2	St. Pete Times Forum				
September 26	Dallas	L, 3-6	American Airlines Center	October 2	Florida	L, 0-4	BankAtlantic Center	September 30	Buffalo	T, 2-2	Memorial Auditorium Complex (Kitchener, ON)				
September 29	Pittsburgh	L, 2-4	Cambria County War Memorial Arena	2004				October 2	Ottawa	L, 4-3	Corel Centre				
October 1	Dallas	W, 3-2	Amalie Arena	Did Not Play				October 4	Florida	L, 3-2	Office Depot Center				
October 3	Florida	W, 3-2	BB&T Center	2003 (4-3-1)				September 20	Atlanta	W, 8-1	Omni Coliseum (Atlanta, GA)				
2014 (5-1-0)				September 22	Atlanta	L, 2-1	Omni Coliseum (Atlanta, GA)	September 21	Columbus	L, 2-1	St. Pete Times Forum				
September 23	Nashville	W, 4-2	Amalie Arena	September 19	Atlanta	W, 4-1	St. Pete Times Forum	September 24	Carolina	T, 3-3	TECO Arena (Estero, FL)				
September 25	Nashville	L, 0-1	Bridgestone Arena	September 21	Carolina	W, 3-0	St. Pete Times Forum	September 25	Carolina	L, 3-0	St. Pete Times Forum				
September 26	Dallas	W, 6-3	Amalie Arena	September 25	Carolina	W, 4-2	RBC Center	September 27	Florida	W, 5-2	Office Depot Center				
September 30	Dallas	W, 5-1	American Airlines Center	September 28	Florida	W, 3-2	St. Pete Times Forum	September 28	Florida	W, 5-2	St. Pete Times Forum				
October 2	Florida	W, 3-0	BB&T Center	September 30	Buffalo	T, 2-2	Memorial Auditorium Complex (Kitchener, ON)	October 1	Atlanta	W, 6-0	St. Pete Times Forum				
October 4	Florida	W, 4-1	Amalie Arena	October 2	Ottawa	L, 4-3	Corel Centre	October 4	Ottawa	L, 5-1	Corel Centre				
2013 (5-2-0)				October 4	Florida	L, 3-2	Office Depot Center	October 5	Toronto	W, 3-2 (OT)	Air Canada Centre				
September 18	St. Louis	W, 4-3 (SO)	Amway Center (Orlando, FL)	2002 (5-3-1)				September 20	Atlanta	W, 8-1	Omni Coliseum (Atlanta, GA)				
September 19	Nashville	W, 5-1	Tampa Bay Times Forum	September 20	Atlanta	W, 8-1	Omni Coliseum (Atlanta, GA)	September 21	Columbus	L, 2-1	St. Pete Times Forum				
September 20	St. Louis	W, 4-3	Scotttrade Center	September 21	Columbus	L, 2-1	St. Pete Times Forum	September 24	Carolina	T, 3-3	TECO Arena (Estero, FL)				
September 21	Florida	W, 5-4 (SO)	Tampa Bay Times Forum	September 24	Carolina	T, 3-3	TECO Arena (Estero, FL)	September 25	Carolina	L, 3-0	St. Pete Times Forum				
September 24	Nashville	L, 1-2	Bridgestone Arena	September 25	Carolina	L, 3-0	St. Pete Times Forum	September 27	Florida	W, 5-2	Office Depot Center				
September 26	Florida	W, 3-2 (OT)	Germain Arena (Estero, FL)	September 27	Florida	W, 5-2	Office Depot Center	September 28	Florida	W, 5-2	St. Pete Times Forum				
September 28	Florida	L, 3-5	BB&T Center	October 1	Atlanta	W, 6-0	St. Pete Times Forum	October 1	Atlanta	W, 6-0	St. Pete Times Forum				

PERSONNEL HISTORY

OWNERS	
Jeff Vinik, Tampa Bay Sports and Entertainment	2010 - Present
OK Hockey	2008-09 - 2009-10
Palace Sports & Entertainment, Inc.	
Art Williams	1999-00 - 2007-08
Kokusai Green, Ltd.	1998-99 - 1992-93 - 1997-98

CHIEF EXECUTIVE OFFICER	
Steve Griggs	2015-16 - Present
Tod Leiweke	2010-11 - 2014-15
Tom Wilson	1999-00 - 2007-08
Billy McGehee	1998-99
Steve Oto	1995-96 - 1997-98

PRESIDENTS	
Steve Griggs	2013-14 - 2014-15
Len Barrie	2008-09 - 2009-10
Ron Campbell	1999-00 - 2007-08
Billy McGehee	1998-99
Chuck Hasegawa (interim)	1997-98
Steve Oto	1995-96 - 1997-98
Yoshio Nakamura	1992-93 - 1994-95

GENERAL MANAGERS	
Julien BriseBois	2018-19 - Present
Steve Yzerman	2010-11 - 2017-18
Brian Lawton	2008-09 - 2009-10
Jay Feaster	2001-02 - 2007-08
Rick Dudley	1999-00 - 2001-02
Jacques Demers	1998-99
Phil Esposito	1992-93 - 1998-99

HEAD COACHES	
Jon Cooper	2012-13 - Present
Guy Boucher	2010-11 - 2012-13
Rick Tocchet	2009-10
Rick Tocchet (interim)	2008-09
Barry Melrose	2008-09 (16 games)
John Tortorella	2000-01 - 2007-08
Steve Ludzik	1999-00 - 2000-01
Jacques Demers	1997-98 - 1998-99
Rick Paterson (interim)	1997-98
Terry Crisp	1992-93 - 1997-98

ASSISTANT COACHES	
Jeff Blashill	2022-23 -- Present
Rob Zetterl	2020-21 -- Present
Jeff Halpern	2017-18 -- Present
Derek Lalonde	2017-18 -- 2021-22
Todd Richards	2015-16 -- 2019-20
Brad Lauer	2014-15 -- 2017-18
Rick Bowness	2013-14 - 2017-18
George Gwozdecky	2013-14 - 2014-15
Steve Thomas	2012-13 - 2015-16
Dan Lacroix	2010-11 - 2012-13
Martin Raymond	2010-11 - 2012-13
Wayne Fleming	2010-11 - 2011-12
Jim Johnson	2009-10 (17 games)
Rick Wilson	2009-10
Cap Raeder	2008-09 - 2009-10
Wes Walz	2008-09 - 2009-10
Mike Sullivan	2008-09
Rick Tocchet	2008-09
Mike Sullivan	2007-08
Jeff Reese	2000-01 - 2007-08
Craig Ramsay	2000-01 - 2006-07
John Tortorella	2000-01
John Torchetti	1999-00 - 2000-01
Brad Shaw	1999-00
John Cullen	1998-99 - 1999-00
Paulin Bordaieau	1998-99
Rick Paterson	1997-98 - 1998-99
Dave MacQueen	1996-97 - 1997-98
Chris Reichart	1995-96 - 1997-98
Danny Gare	1993-94
Wayne Cashman	1992-93 - 1995-96

CAPTAINS	
Steven Stamkos	2013-14 - Present
Martin St. Louis	2013-14
Vincent Lecavalier	2008-09 - 2012-13
Tim Taylor	2006-07 - 2007-08
Dave Andreychuk	2002-03 - 2005-06
Vincent Lecavalier	1999-00 - 2000-01
Chris Gratton	1999-00
Bill Houlder	1999-00
Rob Zamuner	1998-99
Mikael Renberg	1997-98
Paul Ysebaert	1995-96 - 1997-98
None	1992-93 - 1994-95

AWARDS & HONORS

HART MEMORIAL TROPHY	
Nikita Kucherov	2018-19
Martin St. Louis	2003-04

ART ROSS TROPHY	
Nikita Kucherov	2018-19, 2023-24
Martin St. Louis	2003-04, 2012-13

CONN SMYTHE TROPHY	
Andrei Vasilevskiy	2020-21
Victor Hedman	2019-20
Brad Richards	2003-04

JAMES NORRIS MEMORIAL TROPHY	
Victor Hedman	2017-18

VEZINA TROPHY	
Andrei Vasilevskiy	2018-19

GENERAL MANAGER OF THE YEAR AWARD	
Steve Yzerman	2014-15

LADY BYNG MEMORIAL TROPHY	
Martin St. Louis	2009-10, 2010-11, 2012-13
Brad Richards	2003-04

JACK ADAMS AWARD	
John Tortorella	2003-04

LESTER B. PEARSON	
Martin St. Louis	2003-04

TED LINDSAY AWARD	
Nikita Kucherov	2018-19

NHL PLUS-MINUS AWARD	
Martin St. Louis	2003-04 (co-winner)

BILL MASTERTON AWARD	
John Cullen	1998-99

MAURICE 'ROCKET' RICHARD TROPHY	
Steven Stamkos	2009-10 (co-winner), 2011-12
Vincent Lecavalier	2006-07

NHL FOUNDATION PLAYER AWARD	
Vincent Lecavalier	2007-08

KING CLANCY MEMORIAL TROPHY	
Vincent Lecavalier	2007-08

MARK MESSIER NHL LEADERSHIP AWARD	
Steven Stamkos	2022-23

PRESIDENTS' TROPHY	
2018-19	

PRINCE OF WALES TROPHY	
2003-04, 2014-15, 2019-20, 2020-21, 2021-22	

STANLEY CUP	
2003-04, 2019-20, 2020-21	

ALL-STAR REPRESENTATIVES	
Nikita Kucherov	2023-24
Nikita Kucherov	2022-23
Andrei Vasilevskiy	2022-23
Victor Hedman	2021-22
Steven Stamkos	2021-22
Andrei Vasilevskiy	2021-22
Victor Hedman	2019-20
Andrei Vasilevskiy	2019-20
Nikita Kucherov	2018-19
Steven Stamkos	2018-19
Andrei Vasilevskiy	2018-19
Victor Hedman	2017-18
Nikita Kucherov	2017-18
Brayden Point	2017-18
Steven Stamkos	2017-18
Andrei Vasilevskiy	2017-18
Nikita Kucherov	2016-17
Victor Hedman	2016-17
Steven Stamkos	2015-16
Ben Bishop	2015-16
Steven Stamkos	2014-15
Tyler Johnson	2014-15
Steven Stamkos	2011-12
Martin St. Louis	2010-11 (alternate captain)
Steven Stamkos	2010-11
Vincent Lecavalier	2008-09
Martin St. Louis	2008-09

Vincent Lecavalier	2007-08 (captain, starter)
Martin St. Louis	2007-08
Vincent Lecavalier	2006-07
Martin St. Louis	2006-07
Martin St. Louis	2003-04 (starter)
Pavel Kubina	2003-04
Martin St. Louis	2002-03
Vincent Lecavalier	2002-03
Nikolai Khabibulin	2002-03 (starter)
Nikolai Khabibulin	2001-02
Fredrik Modin	2000-01
Petr Svoboda	1999-00
Wendel Clark	1998-99
Dino Ciccarelli	1996-97 (starter)
Roman Hamrlik	1995-96
Brian Bradley	1993-94
Brian Bradley	1992-93

YOUNGSTARS GAME REPRESENTATIVES	
Steven Stamkos	2008-09
Mike Lundin	2007-08
Paul Ranger	2006-07

ALL-ROOKIE TEAM	
Anthony Cirelli	2018-19
Tyler Johnson	2013-14
Ondrej Palat	2013-14
Brad Richards	2000-01

PLAYER/STARS OF THE MONTH	
Nikita Kucherov (1st Star*)	November 2023
Steven Stamkos (1st Star*)	April 2022
Andrei Vasilevskiy (3rd Star*)	January 2020
Nikita Kucherov (1st Star*)	February 2019
Nikita Kucherov (1st Star*)	December 2018
Nikita Kucherov (3rd Star*)	December 2017
Steven Stamkos (1st Star*)	October 2017
Nikita Kucherov (2nd Star*)	October 2017
Nikita Kucherov (1st Star*)	March 2017
Nikita Kucherov (2nd Star*)	November 2016
Steven Stamkos (1st Star*)	February 2013
Steven Stamkos (3rd Star*)	February 2012
Steven Stamkos (2nd Star*)	December 2011
Steven Stamkos (1st Star*)	November 2010
Vincent Lecavalier (3rd Star*)	November 2007
Vincent Lecavalier (3rd Star*)	March 2007
Martin St. Louis	February 2004
Martin St. Louis	January 2004
Nikolai Khabibulin	October 2003
Nikolai Khabibulin	March 2003

ALL-ROOKIE TEAM	
Nikita Kucherov (1st Star*)	November 2023
Steven Stamkos (1st Star*)	April 2022
Andrei Vasilevskiy (3rd Star*)	January 2020
Nikita Kucherov (1st Star*)	February 2019
Nikita Kucherov (1st Star*)	December 2018
Nikita Kucherov (3rd Star*)	December 2017
Steven Stamkos (1st Star*)	October 2017
Nikita Kucherov (2nd Star*)	October 2017
Nikita Kucherov (1st Star*)	March 2017
Nikita Kucherov (2nd Star*)	November 2016
Steven Stamkos (1st Star*)	February 2013
Steven Stamkos (3rd Star*)	February 2012
Steven Stamkos (2nd Star*)	December 2011
Steven Stamkos (1st Star*)	November 2010
Vincent Lecavalier (3rd Star*)	November 2007
Vincent Lecavalier (3rd Star*)	March 2007
Martin St. Louis	February 2004
Martin St. Louis	January 2004
Nikolai Khabibulin	October 2003
Nikolai Khabibulin	March 2003

PLAYER/STARS OF THE WEEK	
Nikita Kucherov (1st Star*)	April 7, 2024
Nikita Kucherov (1st Star*)	March 17, 2024
Nikita Kucherov (1st Star*)	January 28, 2024
Nikita Kucherov (1st Star*)	December 10, 2023
Nikita Kucherov (2nd Star*)	November 26, 2023
Jonas Johansson (2nd Star*)	October 29, 2023
Andrei Vasilevskiy (1st Star*)	April 1, 2023
Andrei Vasilevskiy (3rd Star*)	January 28, 2023
Steven Stamkos (2nd Star*)	January 21, 2023
Nikita Kucherov (3rd Star*)	January 14, 2023
Steven Stamkos (1st Star*)	April 24, 2022
Steven Stamkos (3rd Star*)	February 27, 2022
Nikita Kucherov (3rd Star*)	January 16, 2022
Victor Hedman (2nd Star*)	December 5, 2021
Alex Killorn (3rd Star*)	October 31, 2021
Steven Stamkos (3rd Star*)	October 17, 2021
Andrei Vasilevskiy (1st Star*)	February 27, 2021
Steven Stamkos (3rd Star*)	January 16, 2021
Andrei Vasilevskiy (2nd Star*)	February 16, 2020
Andrei Vasilevskiy (3rd Star*)	February 9, 2020
Steven Stamkos (2nd Star*)	February 2, 2020
Andrei Vasilevskiy (1st Star*)	January 12, 2020
Victor Hedman (1st Star*)	December 29, 2019
Steven Stamkos (2nd Star*)	March 25, 2019
Nikita Kucherov (1st Star*)	February 18, 2019
Nikita Kucherov (3rd Star*)	December 24, 2018
Louis Domingue (2nd Star*)	December 10, 2018
Nikita Kucherov (3rd Star*)	November 26, 2018
Brayden Point (3rd Star*)	November 5, 2018
Nikita Kucherov (2nd Star*)	November 13, 2017
Steven Stamkos (1st Star*)	October 23, 2017
Nikita Kucherov (2nd Star*)	October 23, 2017
Brayden Point (3rd Star*)	April 10, 2017
Nikita Kucherov (1st Star*)	March 27, 2017
Nikita Kucherov (1st Star*)	March 6, 2017
Nikita Kucherov (1st Star*)	February 7, 2016
Ryan Callahan (2nd Star*)	November 29, 2016
Ben Bishop (3rd Star*)	March 23, 2015
Cedric Paquette (2nd Star*)	February 2, 2015
Ryan Callahan (2nd Star*)	December 1, 2014

Steven Stamkos (3rd Star*)	October 20, 2014
Anders Lindback (1st Star*)	April 14, 2014
Martin St. Louis (1st Star*)	January 20, 2014
Steven Stamkos (1st Star*)	October 28, 2013
Steven Stamkos (2nd Star*)	February 25, 2013
Martin St. Louis (3rd Star*)	January 28, 2013
Steven Stamkos (2nd Star*)	April 9, 2012
Teddy Purcell (2nd Star*)	February 27, 2012
Steven Stamkos (1st Star*)	January 2, 2012
Vincent Lecavalier (2nd Star*)	April 11, 2011
Steven Stamkos (2nd star*)	Jan 24, 2011
Steven Stamkos (3rd Star*)	October 25, 2010
Steven Stamkos (2nd Star*)	March 8, 2010
Steven Stamkos (1st Star*)	February 15, 2010
Mike Smith (2nd Star*)	January 4, 2010
Johan Holmqvist (2nd Star*)	January 21, 2008
Vincent Lecavalier (1st Star*)	November 19, 2007
Vincent Lecavalier (1st Star*)	November 12, 2007
Brad Richards (3rd Star*)	February 26, 2007
Vincent Lecavalier (3rd Star*)	December 25, 2006
Vincent Lecavalier (2nd Star*)	December 11, 2006
Martin St. Louis (1st Star*)	November 26, 2006
Nikolai Khabibulin	March 1, 2004
Jassen Cullimore/Cory Sarich	November 17, 2003

Vincent Lecavalier	February 9, 2004
Vaclav Prospal	March 16, 2003
Nikolai Khabibulin	March 2, 2003
Nikolai Khabibulin	November 17, 2002
Nikolai Khabibulin	November 25, 2001
Daymond Langkow	February 24, 1997
Daren Puppa	April 15, 1996
Daren Puppa	March 11, 1996
Daren Puppa	November 27, 1995
Daren Puppa	January 10, 1994

ROOKIE OF THE MONTH	
Yanni Gourde	February 2018
Ondrej Palat	March 2014
Ondrej Palat	January 2014
Brad Richards	October 2000
Vincent Lecavalier	February 1999
Daymond Langkow	February 1997
*Three-Star system introduced for 2006-07 season	

NHL POSTSEASON ALL-STAR TEAM SELECTIONS	
Nikita Kucherov	1st Team
2023-24	
Victor Hedman	2nd Team
2021-22	
Andrei Vasilevskiy	1st Team
2020-21	
Victor Hedman	2nd Team
2020-21	
Victor Hedman	2nd Team
2019-20	
Nikita Kucherov	2nd Team
2019-20	
Nikita Kucherov	1st Team
2018-19	
Andrei Vasilevskiy	1st Team
2018-19	
Victor Hedman	2nd Team
2018-19	
Nikita Kucherov	1st Team
2017-18	

12	Jock Callander 1992-93 Jim Cummins 1993-94 John Cullen 1995-96 - 1998-99 Simon Gagne 2010-11 Ryan Malone 2008-09 - 2009-10, 2011-12 - 2013-14 Alex Barre-Boulet 2021-22 - 2023-24	18 Rob DiMaio 1992-93 - 1993-94, 2005-06 - 2006-07 Denis Savard 1994-95 Daymond Langkow 1995-96 - 1998-99 Marek Posmyk 1999-00 - 2000-01 Ryan Tobler 2001-02 Zdeno Ciger 2001-02 Jimmie Olvestad 2002-03 Adam Hall 2008-09, 2012-13 Ondrej Palat 2013-14 - 2021-22	23 Mike Hartman 1992-93 Chris Joseph 1993-94 Rich Sutter 1994-95 Ben Hankinson 1994-95 Brian Bellows 1995-96 - 1996-97 Bryan Marchment 1997-98 Michal Sychra 1998-99 Petr Svoboda 1998-99 - 2000-01 Janne Laukkanen 2002-03 Jamie Heward 2008-09 Mike Commdore 2011-12 J.T. Brown 2013-14 - 2017-18 Carter Verhaeghe 2019-20 Michael Eyssimont 2022-23	29 Joe Reekie 1992-93 - 1993-94 Alex Selivanov 1994-95 - 1998-99 Viacheslav Butsayev 1999-00 Pavel Torgaev 1999-00 Dan Boyle 2001-02 Dmitry Afanasev 2001-02 - 2006-07 Craig MacDonald 2007-08 Janne Niskala 2008-09 Brendan Mikkelson 2011-12 - 2012-13 Slater Koekoek 2014-15 - 2018-19 Andrej Sustr 2021-22	36 Louie DeBrusk 1997-98 Alexander Kharitonov 2000-01 Matthew Barnaby 2000-01 - 2001-02 Andre Roy 2001-02 - 2003-04, 2006-07 - 2007-08 Jussi Jokinen 2008-09	45 Cole Koepke 2022-23 - 2023-24	59 Mike Angelidis 2011-12 Jake Dotchin 2016-17 - 2017-18	79 Vladimir Vujtek 1997-98 Ross Colton 2020-21 - 2022-23
13 Martin Simard 1992-93 Pavel Kubina 1998-99 - 2005-06, 2010-11 - 2011-12 Alex Tanguay 2009-10 Cedric Paquette 2014-15 - 2019-20 Boris Katchouk 2021-22	19 Brian Bradley 1992-93 - 1997-98 Steve Martins 1999-00 Brad Richards 2000-01 - 2007-08 Stephane Veilleux 2009-10 Dominic Moore 2010-11 - 2011-12 JT Brown 2011-12 B.J. Crombeen 2012-13 - 2013-14 Cory Conacher 2016-17 Barclay Goodrow 2019-20 - 2020-21	24 Danton Cole 1992-93 - 1994-95 Jason Wiemer 1995-96 - 1997-98 Reid Simpson 1999-00 Kyle Fredrich 2000-01 Shane Willis 2001-02 - 2003-04 Andreas Karlsson 2006-07 - 2007-08 Matt Pettinger 2008-09 Johan Harju 2010-11 Trevor Smith 2011-12 Dmitry Korobov 2013-14 Ryan Callahan 2013-14 - 2018-19 Zach Bogosian 2019-20, 2021-22 - 2023-24	30 J.C. Bergeron 1992-93 - 1995-96 Mark Fitzpatrick 1997-98 Bill Ranford 1998-99 Andrej Zyzun 1999-00 - 2001-02 Kevin Hodson 2002-03 Marc Denis 2006-07 - 2007-08 Mike McKenna 2008-09 Antero Niittymaki 2009-10 Dan Ellis 2010-11 Dwayne Roloson 2011-12 Cedrick Desjardins 2010-11, 2013-14 Ben Bishop 2012-13 - 2016-17	38 Darren Rumble 2002-03 - 2003-04 Jay Leach 2007-08 Paul Szczechura 2008-09 - 2009-10 Tanner Richard 2016-17 Remi Elie 2021-22 Brandon Hagel 2021-22	48 Michael Vernace 2010-11 Nick Perbix 2022-23	61 Alex Selivanov 1998-99 Cory Stillman 2003-04 Karl Stewart 2006-07 - 2007-08 Gabriel Dumont 2016-17	81 Jonathan Marchessault 2015-16 Erik Cernak 2018-19	
14 John Tucker 1992-93 - 1995-96 Karl Dykhuis 1997-98 - 1998-99 Robert Petrovicky 1998-99 - 1999-00 Alexander Kharitonov 2000-01 Glen Metropolit 2001-02 Shane Willis 2001-02 Norm Milley 2005-06 Andrej Meszaros 2008-09 - 2009-10 Brett Connolly 2011-12 - 2014-15 Chris Kunitz 2017-18 Pat Maroon 2019-20 - 2022-23	20 Michel Mongeau 1992-93 Jason Ruff 1992-93 Randy Gilhen 1992-93 Rudy Poeschek 1993-94 - 1996-97 Mikael Renberg 1997-98 - 1998-99 Chris Gratton 1998-99 Corey Spring 1998-99 Stan Drulia 1999-00 - 2000-01 Vaclav Prospal 2001-02 - 2002-03, 2005-06 - 2008-09 Tim Wallace 2011-12 Evgeni Nabokov 2014-15 Matt Taormina 2015-16 Blake Coleman 2019-20 - 2020-21 Riley Nash 2021-22 Nick Paul 2021-22	25 Marc Bergevin 1992-93 - 1994-95 Allan Egeland 1996-97 - 1997-98 Dan Kesa 1999-00 Dwayne Hay 1999-00 Dave Andreychuk 2001-02 - 2005-06 Matt Carle 2012-13 - 2015-16	31 David Littman 1992-93 Rick Tabaracci 1996-97 Kevin Hodson 1998-99 Rich Parent 1999-00 Wade Flaherty 2000-01 Dieter Kochan 2001-02 Karri Ramo 2006-07 - 2008-09 Dwayne Roloson 2010-11 Cedrick Desjardins 2013-14 Peter Budaj 2016-17 - 2017-18 Jonas Johansson 2023-24	41 Shayne Stevenson 1992-93 Chris LiPuma 1992-93 Johan Holmqvist 2006-07 - 2007-08 Dustin Tokarski 2009-10 - 2011-12 Gabriel Dumont 2017-18	51 Dale Rominski 1999-00 Kevin Quackenbush 2008-09 Valtteri Filppula 2013-14 - 2016-17 Austin Watson 2023-24	63 Tyler Johnson 2012-13 Matthew Peca 2016-17 - 2017-18	86 Nikita Kucherov 2013-14	
15 Keith Osborne 1992-93 Pat Elynuik 1993-94 Paul Ysebaert 1994-95 - 1998-99 Jaroslav Svejkovsky 1999-00 Nikita Alexeev 2001-02 - 2002-03, 2006-07 Brian Lee 2011-12 - 2012-13 Mike Angelidis 2014-15 Michael Bournival 2016-17	21 Tim Bergland 1992-93 - 1993-94 Bob Halkidias 1994-95 - 1995-96 Mick Vukota 1997-98 Jody Hull 1997-98 Craig Janney 1998-99 Alexandre Daigle 1998-99 Andreas Johansson 1999-00 Cory Sarich 1999-00 - 2006-07 Mathieu Darche 2007-08 Cory Murphy 2008-09 David Hale 2009-10 Mattias Ritola 2010-11 - 2011-12 Brandon Segal 2011-12 Mike Kostka 2013-14 Brayden Point 2016-17	27 Stan Drulia 1992-93 Jim Cummins 1994-95 Brantt Myhres 1994-95 Alexander Semak 1994-95 David Shaw 1995-96 - 1997-98 Brent Peterson 1998-99 Colin Forbes 1998-99 - 1999-00 Jassen Cullimore 1999-00 Steve Martins 2000-01 Sheldon Keefe 2000-01 Tim Taylor 2001-02 - 2007-08	32 Peter Taglianetti 1992-93 Corey Schwab 1996-97 - 1998-99 Craig Millar 2000-01 Matt Smaby 2007-08 - 2010-11 Mathieu Garon 2011-12 - 2012-13	40 Pierre-Edouard Bellemare 2021-22 - 2022-23 Mitchell Chaffee 2023-24	65 Vladislav Namestnikov 2013-14 Yanni Gourde 2015-16 Max Crozier 2023-24	89 Cory Conacher 2012-13 Nikita Nesterov 2014-15 - 2016-17 Cory Conacher 2017-18 - 2019-20	90 Vladislav Namestnikov 2014-15 - 2017-18, 2022-23 Matt Tomkins 2023-24	
16 Chris Kontos 1992-93 Jason Lafreniere 1993-94 Ben Hankinson 1994-95 Troy Mallette 1997-98 Darcy Tucker 1997-98 - 1999-00 Juha Ylonen 2001-02 Alexander Svitov 2002-03 - 2003-04 Jim Campbell 2005-06 Jason Ward 2006-07 - 2008-09 Drew Miller 2009-10 Mark Parrish 2009-10 Teddy Purcell 2009-10 - 2013-14 Taylor Raddysh 2021-22 Riley Nash 2021-22	22 Shawn Chambers 1992-93 - 1994-95 Aaron Gavey 1995-96 Dino Ciccarelli 1996-97 - 1997-98 Paul Mara 1998-99 - 1999-00 Chris McAlpine 1999-00 Wayne Primeau 1999-00 - 2000-01 Dan Boyle 2001-02 - 2007-08 Marek Malik 2008-09 Ryan Shannon 2011-12 J.P. Cote 2013-14 Erik Condra 2015-16 Kevin Shattenkirk 2019-20 Rudolfs Balcers 2022-23	28 Marc Bureau 1992-93 - 1994-95 Steven Finn 1995-96 Patrick Poulin 1995-96 - 1997-98 Corey Spring 1997-98 Kjell Samuelsson 1998-99 Reid Simpson 1999-00 Nils Ekman 1999-00 - 2000-01 Sheldon Keefe 2001-02 - 2002-03 Zenon Konopka 2008-09 - 2009-10 Mathieu Roy 2010-11, 2012-13 Cody Knyk 2013-14 Luke Witkowski 2016-17, 2019-20 Ian Cole 2022-23 Jack Thompson 2023-24	33 Brantt Myhres 1994-95 Yves Racine 1997-98 Benoit Hogue 1998-99 Fredrik Modin 1999-00 - 2005-06 David Koci 2008-09 Greg McKeeg 2016-17 Cameron Gaunce 2018-19 Christopher Gibson 2020-21 Maxime Lagace 2021-22	42 Matt Elich 1999-00 Sheldon Keefe 2001-02 Junior Lessard 2007-08 Dana Tyrell 2010-11 - 2012-13 Jonathan Marchessault 2014-15	53 Brandon Segal 2008-09 Luke Witkowski 2014-15 - 2015-16	71 Mario Larocque 1998-99 Filip Kuba 2006-07 - 2007-08 Geoff Kinrade 2008-09 Richard Panik 2012-13 - 2013-14 Anthony Cirelli 2017-18	92 Aaron Gavey 1996-97 Joel Vermin 2016-17 Alexander Volkov 2019-20 - 2020-21	
17 Basil McRae 1992-93 Jason Lafreniere 1992-93 Gerard Gallant 1993-94 - 1994-95 Brent Peterson 1996-97 - 1997-98 Wendel Clark 1998-99 Steve Guolla 1999-00 Brian Holzinger 1999-00 Ryan Johnson 1999-00 - 2000-01 Ryan Tobler 2001-02 Ruslan Fedotenko 2002-03 - 2006-07 Jan Hlavac 2007-08 Radim Vrbata 2008-09 Todd Fedoruk 2009-10 Alex Killorn 2012-13 - 2022-23	23 Brandon Bochenski 2008-09 - 2009-10 Bruno Gervais 2011-12 Jonathan Drouin 2014-15 - 2016-17 Ryan McDonagh 2017-18 - 2021-22	34 Mikael Andersson 1992-93 - 1998-99 Gordie Dwyer 1999-00 - 2001-02 Ryan Craig 2005-06 - 2009-10 Marc-Antoine Pouliot 2010-11 JT Wyman 2011-12 - 2012-13	37 Steve Maltais 1992-93 Dmitry Afanasev 2000-01 Brad Lukowich 2002-03 - 2003-04, 2007-08 Olaf Kolzig 2008-09 Mark Parrish 2009-10 Kristers Gudlevskis 2013-14 Yanni Gourde 2017-18 - 2020-21	43 Xavier Delisle 1998-99 Kyle Fredrich 1999-00 Thomas Ziegler 2000-01 Mathieu Biron 2001-02 James Wright 2009-10 - 2010-11 Evan Oberg 2011-12 Darren Raddysh 2021-22	55 Drew Bannister 1995-96 - 1996-97, 1998-99 Josef Boumedienne 2001-02 Darryl Sydor 2003-04 Shane O'Brien 2006-07 - 2008-09 Matt Lashoff 2008-09 - 2009-10 Matt Taormina 2012-13 Braydon Coburn 2014-15 - 2019-20	73 Matt Elich 2000-01 Adam Erne 2016-17 - 2018-19 Conor Sheary 2023-24	95 Michel Petit 1995-96	
			35 Pat Jablonski 1992-93 - 1993-94 Derek Wilkinson 1995-96 - 1998-99 Kevin Hodson 1999-00 Dieter Kochan 1999-00 - 2000-01 Nikolai Khabibulin 2000-01 - 2003-04 Riku Helenius 2008-09 - 2009-10 Dwayne Roloson 2010-11 Sebastien Caron 2011-12 Curtis McElhinney 2019-20 - 2020-21	44 Roman Hamrlik 1992-93 - 1997-98 Stephane J.J. Richer 1997-98 - 1999-00 1997-98 - 1999-00 Craig Millar 2000-01 Nolan Pratt 2001-02 - 2006-07 Steve Eminger 2008-09 Martins Karsums 2008-09 Nate Thompson 2009-10 - 2013-14 Tye McGinn 2015-16 Jan Rutta 2018-19 - 2021-22 Calvin de Haan 2023-24	64 Alex Barre-Boulet 2020-21 Hugo Alnefelt 2021-22	75 Radko Gudas 2012-13	97 Matt Gilroy 2011-12	
			36 J.C. Bergeron 1992-93 - 1995-96 Mark Fitzpatrick 1997-98 Bill Ranford 1998-99 Andrej Zyzun 1999-00 - 2001-02 Kevin Hodson 2002-03 Marc Denis 2006-07 - 2007-08 Mike McKenna 2008-09 Antero Niittymaki 2009-10 Dan Ellis 2010-11 Dwayne Roloson 2011-12 Cedrick Desjardins 2010-11, 2013-14 Ben Bishop 2012-13 - 2016-17	43 Xavier Delisle 1998-99 Kyle Fredrich 1999-00 Thomas Ziegler 2000-01 Mathieu Biron 2001-02 James Wright 2009-10 - 2010-11 Evan Oberg 2011-12 Darren Raddysh 2021-22	76 Evgeny Artyukhin 2005-06, 2008-09 Pierre-Cedric Labrie 2011-12 - 2013-14	98 Mikhail Sergachev 2017-18 - 2023-24		
			37 Steve Maltais 1992-93 Dmitry Afanasev 2000-01 Brad Lukowich 2002-03 - 2003-04, 2007-08 Olaf Kolzig 2008-09 Mark Parrish 2009-10 Kristers Gudlevskis 2013-14 Yanni Gourde 2017-18 - 2020-21	43 Josef Boumedienne 2001-02 Darryl Sydor 2003-04 Shane O'Brien 2006-07 - 2008-09 Matt Lashoff 2008-09 - 2009-10 Matt Taormina 2012-13 Braydon Coburn 2014-15 - 2019-20	82 Gabriel Fortier 2021-22	99 Gage Goncalves 2023-24		
			38 Darren Rumble 2002-03 - 2003-04 Jay Leach 2007-08 Paul Szczechura 2008-09 - 2009-10 Tanner Richard 2016-17 Remi Elie 2021-22 Brandon Hagel 2021-22	43 Xavier Delisle 1998-99 Kyle Fredrich 1999-00 Thomas Ziegler 2000-01 Mathieu Biron 2001-02 James Wright 2009-10 - 2010-11 Evan Oberg 2011-12 Darren Raddysh 2021-22	87 Petr Klima 1993-94 - 1995-96 Daniel Walcott 2020-21			
			39 Enrico Ciccone 1993-94 - 1995-96, 1997-98 - 1998-99 Dan Cloutier 1999-00 - 2000-01 Doug O'Brien 2005-06 Mike Lundin 2007-08 - 2010-11 Anders Lindback 2012-13 - 2013-14 Walteri Merela 2023-24	43 Xavier Delisle 1998-99 Kyle Fredrich 1999-00 Thomas Ziegler 2000-01 Mathieu Biron 2001-02 James Wright 2009-10 - 2010-11 Evan Oberg 2011-12 Darren Raddysh 2021-22	88 Andrei Vasilevskiy 2014-15			
			40 Shayne Stevenson 1992-93 Chris LiPuma 1992-93 Johan Holmqvist 2006-07 - 2007-08 Dustin Tokarski 2009-10 - 2011-12 Gabriel Dumont 2017-18	43 Xavier Delisle 1998-99 Kyle Fredrich 1999-00 Thomas Ziegler 2000-01 Mathieu Biron 2001-02 James Wright 2009-10 - 2010-11 Evan Oberg 2011-12 Darren Raddysh 2021-22	88 Andrei Vasilevskiy 2014-15			
			41 Maxim Galanov 2000-01 Jimmie Olvestad 2001-02 Mike Smith 2007-08 - 2010-11 Pierre-Edouard Bellemare 2021-22 - 2022-23 Mitchell Chaffee 2023-24	43 Xavier Delisle 1998-99 Kyle Fredrich 1999-00 Thomas Ziegler 2000-01 Mathieu Biron 2001-02 James Wright 2009-10 - 2010-11 Evan Oberg 2011-12 Darren Raddysh 2021-22	89 Cory Conacher 2012-13 Nikita Nesterov 2014-15 - 2016-17 Cory Conacher 2017-18 - 2019-20			
			42 Matt Elich 1999-00 Sheldon Keefe 2001-02 Junior Lessard 2007-08 Dana Tyrell 2010-11 - 2012-13 Jonathan Marchessault 2014-15	43 Xavier Delisle 1998-99 Kyle Fredrich 1999-00 Thomas Ziegler 2000-01 Mathieu Biron 2001-02 James Wright 2009-10 - 2010-11 Evan Oberg 2011-12 Darren Raddysh 2021-22	90 Vladislav Namestnikov 2013-14 Yanni Gourde 2015-16 Max Crozier 2023-24			
			43 Xavier Delisle 1998-99 Kyle Fredrich 1999-00 Thomas Ziegler 2000-01 Mathieu Biron 2001-02 James Wright 2009-10 - 2010-11 Evan Oberg 2011-12 Darren Raddysh 2021-22	43 Xavier Delisle 1998-99 Kyle Fredrich 1999-00 Thomas Ziegler 2000-01 Mathieu Biron 2001-02 James Wright 2009-10 - 2010-11 Evan Oberg 2011-12 Darren Raddysh 2021-22	91 Steven Stamkos 2008-09 - 2023-24			
			44 Roman Hamrlik 1992-93 - 1997-98 Stephane J.J. Richer 1997-98 - 1999-00 1997-98 - 1999-00 Craig Millar 2000-01 Nolan Pratt 2001-02 - 2006-07 Steve Eminger 2008-09 Martins Karsums 2008-09 Nate Thompson 2009-10 - 2013-14 Tye McGinn 2015-16 Jan Rutta 2018-19 - 2021-22 Calvin de Haan 2023-24	43 Xavier Delisle 1998-99 Kyle Fredrich 1999-00 Thomas Ziegler 2000-01 Mathieu Biron 2001-02 James Wright 2009-10 - 2010-11 Evan Oberg 2011-12 Darren Raddysh 2021-22	92 Aaron Gavey 1996-97 Joel Vermin 2016-17 Alexander Volkov 2019-20 - 2020-21			
			45 Cole Koepke 2022-23 - 2023-24	43 Xavier Delisle 1998-99 Kyle Fredrich 1999-00 Thomas Ziegler 2000-01 Mathieu Biron 2001-02 James Wright 2009-10 - 2010-11 Evan Oberg 2011-12 Darren Raddysh 2021-22	93 Daren Puppa 1993-94 - 1999-00 Gage Goncalves 2023-24			
			46 Andrei Skopintsev 1998-99 - 1999-00 Sheldon Keefe 2000-01 Martin Cibak 2001-02 Darren Reid 2005-06 Kyle Wanvig 2007-08 Mike Blunden 2014-15 - 2015-16 Gemel Smith 2019-20 - 2020-21	43 Xavier Delisle 1998-99 Kyle Fredrich 1999-00 Thomas Ziegler 2000-01 Mathieu Biron 2001-02 James Wright 2009-10 - 2010-11 Evan Oberg 2011-12 Darren Raddysh 2021-22	94 Tanner Jeannot 2022-23 - 2023-24			
			47 Brent Peterson 1998-99 John Grahame 2002-03 - 2005-06 Marc-Andre Bergeron 2010-11 - 2012-13 Joel Vermin 2015-16	43 Xavier Delisle 1998-99 Kyle Fredrich 1999-00 Thomas Ziegler 2000-01 Mathieu Biron 2001-02 James Wright 2009-10 - 2010-11 Evan Oberg 2011-12 Darren Raddysh 2021-22	95 Michel Petit 1995-96			
			48 Michael Vernace 2010-11 Nick Perbix 2022-23	43 Xavier Delisle 1998-99 Kyle Fredrich 1999-00 Thomas Ziegler 2000-01 Mathieu Biron 2001-02 James Wright 2009-10 - 2010-11 Evan Oberg 2011-12 Darren Raddysh 2021-22	96 Nikita Kucherov 2013-14			
			49 Brent Gretzky 1993-94 - 1994-95 David Wilkie 1998-99 Kaspars Astashenko 1999-00 Blair Jones 2006-07 - 2007-08, 2009-10 - 2011-12 JT Brown 2011-12	43 Xavier Delisle 1998-99 Kyle Fredrich 1999-00 Thomas Ziegler 2000-01 Mathieu Biron 2001-02 James Wright 2009-10 - 2010-11 Evan Oberg 2011-12 Darren Raddysh 2021-22	97 Matt Gilroy 2011-12			
			50 Richard Petiot 2008-09 Kristers Gudlevskis 2015-16 - 2016-17	43 Xavier Delisle 1998-99 Kyle Fredrich 1999-00 Thomas Ziegler 2000-01 Mathieu Biron 2001-02 James Wright 2009-10 - 2010-11 Evan Oberg 2011-12 Darren Raddysh 2021-22	98 Mikhail Sergachev 2017-18 - 2023-24			
			51 Dale Rominski 1999-00 Kevin Quackenbush 2008-09 Valtteri Filppula 2013-14 - 2016-17 Austin Watson 2023-24	43 Xavier Delisle 1998-99 Kyle Fredrich 1999-00 Thomas Ziegler 2000-01 Mathieu Biron 2001-02 James Wright 2009-10 - 2010-11 Evan Oberg 2011-12 Darren Raddysh 2021-22	99 Gage Goncalves 2023-24			
			52 Radek Smolenak 2008-09 Cal Foote 2020-21 - 2022-23	43 Xavier Delisle 1998-99 Kyle Fredrich 1999-00 Thomas Ziegler 2000-01 Mathieu Biron 2001-02 James Wright 2009-10 - 2010-11 Evan Oberg 2011-12 Darren Raddysh 2021-22				
			53 Brandon Segal 2008-09 Luke Witkowski 2014-15 - 2015-16	43 Xavier Delisle 1998-99 Kyle Fredrich 1999-00 Thomas Ziegler 2000-01 Mathieu Biron 2001-02 James Wright 2009-10 - 2010-11 Evan Oberg 2011-12 Darren Raddysh 2021-22				
			54 Gaetan Royer 2001-02 Paul Ranger 2005-06 - 2009-10 Cedric Paquette 2013-14 - 2019-20	43 Xavier Delisle 1998-99 Kyle Fredrich 1999-00 Thomas Ziegler 2000-01 Mathieu Biron 2001-02 James Wright 2009-10 - 2010-11 Evan Oberg 2011-12 Darren Raddysh 2021-22				

ALL-TIME DRAFT SELECTIONS

RD/NO.	PLAYER	POS	CLUB
2024			
4/118	Jan Golobic	D	Gatineau (QMJHL)
4/128	Hagen Burrows	RW	Minnetonka (USHS)
5/149	Joona Saarelainen	C	KalPa U20 (U20 SM-sarja)
6/181	Joel Pitre	C	Flint (OHL)
7/195	Joe Connor	LW	Muskegon (USHL)
7/199	Noah Steen	LW	Mora IK (HockeyAllsvenskan)
7/206	Harrison Meneghin	G	Lethbridge (WHL)
2023			
2/37	Ethan Gauthier	RW	Sherbrooke (QMJHL)
4/115	Jayson Shagabay	RW	Warroad (USHS)
6/179	Warren Clark	D	Steinbach (MJHL)
7/193	Jack Harvey	C	Chicago (USHL)
7/211	Ethan Hay	C	Flint (OHL)
2022			
1/31	Isaac Howard	F	USNTDP (U-18)
3/86	Lucas Edmonds	F	Kingston (OHL)
5/160	Nick Malik	G	Kookoo (Liiga)
6/192	Connor Kurth	F	Dubuque (USHL)
7/223	Dyllan Gill	D	Rouyn-Noranda (QMJHL)
7/224	Klavs Veinbergs	F	Zemgale (Latvia)
2021			
3/96	Roman Schmidt	D	USNTDP (U-18)
4/126	Dylan Duke	C	USNTDP (U-18)
5/160	Cameron MacDonald	C/LW	Saint John (QMJHL)
6/192	Alex Gagne	D	Muskegon (USHL)
7/196	Daniil Pylevkon	D	Vityaz Podolsk (KHL)
7/211	Robert Flinton	LW	St. Paul's School (USHS)
7/224	Niko Huuhtanen	RW	Tappara U20 (Finland)
2020			
2/57	Jack Finley	C	Spokane (WHL)
2/62	Gage Goncalves	C	Everett (WHL)
3/85	Maxim Groshev	LW	Nizhnekamsk (KHL)
3/93	Jack Thomsen	D	Sudbury (OHL)
4/116	Eamon Powell	D	USNTDP (U-17)
5/147	Jaydon Dureau	LW	Portland (WHL)
6/157	Nick Capone	C	Tri-City (USHL)
6/186	Amir Miftakhov	G	Kazan (KHL)
7/217	Declan McDonnell	RW	Kitchener (OHL)
2019			
1/27	Nolan Foote	LW	Kelowna (WHL)
3/71	Hugo Alnefelt	RW	HV 71 (Sweden Jr.)
3/89	Maxim Cajkovic	RW	Saint John (QMJHL)
4/120	Max Crozier	D	Sioux Falls (USHL)
6/182	Quinn Schmiemann	D	Kamloops (WHL)
7/198	Mikhail Shalagin	LW	Spartak-2 (MHL)
7/213	McKade Webster	LW	Green Bay (USHL)
2018			
2/59	Gabriel Fortier	LW	Baie-Comeau (QMJHL)
3/90	Dmitry Semykin	D	SKA-1946 St. Petersburg (MHL)
4/121	Alexander Green	D	Lincoln (USHL)
5/152	Magnus Chrona	G	Nacha HK (Sweden Jr.)
6/183	Cole Koepke	LW	Sioux City (USHL)
7/206	Radim Salda	D	Saint John (QMJHL)
7/214	Ty Taylor	G	Vernon (BCHL)
2017			
1/14	Callan Foote	D	Kelowna (WHL)
2/48	Alexander Volkov	RW	SKA St. Petersburg 2 (Russia Jr.)
3/76	Alexey Lipanov	C	Balashikha (Russia Jr. 2)
6/169	Nicklaus Perbix	C	Elk River (USHS)
6/180	Cole Guttman	C	Dubuque (USHL)
7/200	Samuel Walker	C	Edina (USHS)
2016			
1/27	Brett Howden	D	Moose Jaw (WHL)
2/37	Libor Hajek	D	Saskatoon (WHL)
2/44	Boris Katchouk	RW	Sault Ste. Marie (OHL)
2/58	Taylor Raddshy	LW	Flint (OHL)
3/88	Connor Ingram	G	Kamloops (WHL)
4/118	Ross Colton	C	Cedar Rapids (USHL)
5/148	Christopher Paquette	C	Niagara (OHL)
6/178	Oleg Sosunov	D	Loko-Yunior Yaroslavl (Russia Jr. 2)
7/206	Olto Sompfi	C	Halifax (QMJHL)
7/208	Ryan Lohin	C	Waterloo (USHL)
2015			
2/33	Mitchell Stephens	C	Saginaw (OHL)
2/44	Matthew Spencer	D	Peterborough (OHL)
3/64	Dennis Yan	LW	Shawinigan (QMJHL)
3/72	Anthony Cirelli	C	Oshawa (OHL)
4/118	Jonne Tammela	RW	Kalpa (Finland)
4/120	Mathieu Joseph	RW	Saint John (QMJHL)
5/150	Ryan Zuhlsdorf	D	Sioux City (USHL)
6/153	Kristian Oldham	G	Omaha (USHL)
6/180	Bokondji Imama	LW	Saint John (QMJHL)

RD/NO.	PLAYER	POS	CLUB
2014			
1/19	Anthony DeAngelo	D	Sarnia (OHL)
2/35	Dominik Masin	D	Slavia Jr. (CZRep-Jr)
2/67	Johnathan MacLeod	USA U-18 (USHL)	
3/79	Brayden Point	C	Moose Jaw (WHL)
4/119	Ben Thomas	D	Calgary (WHL)
6/170	Cristiano DiGiacinto	LW	Windsor (OHL)
7/185	Cameron Darcy	C	Cape Breton (QMJHL)
2013			
1/3	Jonathan Drouin	LW	Halifax (QMJHL)
2/33	Adam Erne	LW	Quebec (QMJHL)
5/124	Kristers Gudlevskis	G	Riga Jr. (MHL)
6/154	Henri Ikonen	LW	Kingston (OHL)
7/184	Saku Salminen	C	Jokerit Jr. (Finland)
7/186	Joel Vermin	RW	Bern (Swiss-A)
2012			
1/10	Slater Koekoek	D	Peterborough (OHL)
1/19	Andrei Vasilevskiy	G	Ufa Jr. (MHL)
2/40	Dylan Blujus	D	Brampton (OHL)
2/53	Brian Hart	RW	Phillips-Exeter (N.H.)
3/71	Tanner Richard	C	Guelph (OHL)
4/101	Cedric Paquette	C	Blainville (QMJHL)
6/161	Jake Dotchin	D	Owen Sound (OHL)
7/202	Nikita Gusev	LW	CSKA Jr. (MHL)
2011			
1/27	Vladislav Namestnikov	C	London (OHL)
2/58	Nikita Kucherov	CSKA 2 (Russia Jr.)	
5/148	Nikita Nesterov	D	Chelyabinsk 2 (Russia Jr.)
6/178	Adam Wilcox	G	Green Bay (USHL)
7/201	Matthew Peca	C	Pembroke (CHL)
7/208	Ondrej Palat	LW	Drummondville (QMJHL)
2010			
1/6	Brett Connolly	RW	Prince George (WHL)
3/63	Brock Beukeboom	D	Sault Ste. Marie (OHL)
3/66	Radko Gudas	D	Everett (WHL)
3/72	Adam Janosik	D	Gatineau (QMJHL)
4/96	Geoffrey Schemitsch	D	Owen Sound (AHL)
4/118	James Mullin	C/RW	Shat. St. Mary's (USHS)
6/156	Brendan O'Donnell	C	Winnipeg South (MJHL)
7/186	Teigan Zahn	D	Saskatoon (WHL)
2009			
1/2	Victor Hedman	D	Modo (Sweden)
1/29	Carter Ashton	RW	Lethbridge (WHL)
2/52	Richard Panik	RW	Trinec (Czech)
4/93	Alex Hutchings	LW	Barrie (OHL)
5/148	Michael Zador	G	Oshawa (OHL)
6/182	Jaroslav Janus	G	Erie (OHL)
7/183	Kirill Gotovets	D	Shattuck St. Mary's (USHS)
2008			
1/1	Steven Stamosk	C	Sarnia (OHL)
4/117	James Wright	C	Vancouver (WHL)
5/122	Dustin Tokarski	G	Spokane (WHL)
5/147	Kyle DeCoste	RW	Brampton (OHL)
6/152	Mark Barberio	D	Moncton (QMJHL)
6/160	Luke Witkowski	D	Ohio (USHL)
7/182	Matias Sointu	RW	Ives Jr. (Finland)
7/203	David Carle	D	Shattuck-St. Mary's (USHS)
2007			
2/47	Dana Tyrell	C	Prince George (WHL)
3/75	Luca Cunti	C	Dubendorf (Swiss-3)
3/77	Alexander Killorn	C	Deerfield (High-MA)
4/107	Mitch Fadden	C	Lethbridge (WHL)
5/150	Matt Marshall	C/RW	Nobles (High-MA)
6/167	Johan Harju	LW	Lulea (Sweden)
7/183	Torrie Jung	G	Kelowna (WHL)
7/197	Michael Ward	D	Lewiston (QMJHL)
7/210	Justin Courtnall	LW	Burnaby (BCHL)
2006			
1/15	Riku Helenius	D	Lives (Finland)
3/78	Kevin Quick	G	Salisbury H.S. (Conn.)
6/168	Dane Crowley	D	Swift Current (WHL)
7/198	Denis Kazionov	LW	Tver (Russia)
2005			
1/30	Vladimir Mihalik	D	Presov (Slovakia)
3/73	Radek Smolenak	LW	Kingston (OHL)
3/89	Chris Lawrence	C	Sault Ste. Marie (OHL)
4/92	Marek Bartanus	RW	Kosice (Slovakia Jr.)
4/102	Blair Jones	C	Moose Jaw (WHL)
5/133	Stanislav Lacey	RW	Chicoutimi (QMJHL)
6/163	Marek Kvapil	RW	Saginaw (OHL)
6/165	Kevin Beech	G	Sudbury (OHL)
7/225	John Wessbecker	D	Blake H.S. (Minn.)

RD/NO.	PLAYER	POS	CLUB
2004			
1/30	Andy Rogers	D	Calgary (WHL)
2/65	Mark Tobin	LW	Rimouski (QMJHL)
4/102	Mike Lundin	D	U. of Maine (HE)
5/158	Brandon Elliott	D	Mississauga (OHL)
5/163	Dustin Collins	C/LW	Northern Michigan (CCHA)
6/188	Jan Zapletal	D	Vsetin (Czech Jr.)
6/191	Karri Ramo	G	Pelicans (Finnish Jr.)
8/245	Justin Keller	LW	Kelowna (WHL)
2003			
2/34	Mike Egner	D	Calgary (WHL)
2/41	Matt Smaby	D	Shattuck-St. Mary's (USHS)
3/96	Jonathan Boutin	G	Halifax (QMJHL)
6/192	Doug O'Brien	D	Hull (QMJHL)
7/224	Gerald Coleman	G	London (OHL)
7/227	Jay Rosehill	D	Olds (AJHL)
8/255	Raimonds Danilics	RW	Stalkers (Latvia Jr.)
8/256	Brady Greco	D	Chicago (USHL)
9/273	Albert Vishnyakov	LW	Kazan (Russia)
9/286	Zbynek Hrdel	C	Rimouski (QMJHL)
9/287	Nick Tarnaskey	C	Lethbridge (WHL)
2002			
2/60	Adam Henrich	LW	Brampton (OHL)
4/100	Dmitri Kazionov	C	Lada Togliatti (Russia)
5/135	Shane Willis	RW	New Hampshire (EJHL)
5/162	Joseph Pearce	D	Kootenay (WHL)
6/170	P.J. Atherton	D	Cedar Rapids (USHL)
6/174	Karri Akkanen	D	Ives Tampere (Finland Jr.)
6/183	Paul Ronger	D	Oshawa (OHL)
7/213	Fredrik Norrena	G	TPS (Finland)
8/233	Vasily Koshchkin	G	Lada Togliatti (Russia-1)
8/255	Ryan Craig	D	Brandon (WHL)
8/256	Darren Reid	RW	Medicine Hat (WHL)
9/286	Alexei Glukhov	LW	Khimik Voskresensk (Russia-2)
9/287	John Toffey	C	Ohio State (CCHA)
2001			
1/3	Alexander Svitov	C	Omsk (Russia)
2/47	Alexander Polushin	RW	Tver (Russia)
2/61	Andreas Holmqvist	D	Hammarby (Sweden)
3/94	Evgeny Artyukhin	RW	Podolsk (Russia-2)
4/123	Aaron Lobb	RW	London (OHL)
5/138	Paul Lynch	D	Valley Jr. (EJHL)
6/188	Arthur Femenella	D	Sioux City (USHL)
7/219	Dennis Packard	LW	Harvard (ECAC)
7/222	Jeremy Van Hoof	D	Ottawa (OHL)
8/252	J.F. Soucy	C	Montreal (QMJHL)
8/259	Dimitri Bezrukov	LW	Neftekhimik (Russia)
9/261	Vitali Smolianinov	C	Neftekhimik (Russia)
9/281	Ilya Solarev	LW	Molot Perm (Russia)
9/289	Henrik Bergfors	D	Sodertalje (Sweden Jr.)
2000			
1/8	Nikita Alexeev	RW	Erie (OHL)
2/34	Ruslan Zainullin	RW	Ak Bars Kazan (Russia)
3/81	Alexander Kharitonov	RW	Dynamo Moscow (Russia)
4/126	Johan Hagglund	C	Modo Jr. (Sweden Jr.)
5/161	Pavel Sedov	RW	Khimik Voskresensk (Russia-2)
6/191	Aaron Gionet	D	Kamloops (WHL)
7/222	Marek Priechodsky	D	Bratislava (Slovakia)
7/226	Brian Eklund	G	Brown University (ECAC)
8/233	Alexander Polukeyev	G	SKA St. Petersburg (Russia-2)
9/263	Thomas Ziegler	C	HC Ambri-Piotta (Swiss)
1999			
2/47	Sheldon Keefe	RW	Barrie (OHL)
3/67	Evgeny Konstantinov	G	Ak Bars Kazan (Russia-2)
3/75	Brett Schefflemaier	D	Medicine Hat (WHL)
3/88	Jimmie Olvestad	LW	Djurgardens IF Stockholm (Sweden)
5/127	Kaspars Astashenko	D	Cincinnati (IHL)
5/148	Michal Lameck	G	Slavia Praha Jr. (Czech Jr.)
6/182	Fedor Fedorov	LW	Port Huron (UHL)
7/187	Ivan Rachunek	LW	ZPS Zlin Jr. (Czech Jr.)
8/216	Erkki Rajamaki	LW	HIFK Helsinki (Finland)
9/244	Mikko Kuparinen	D	Grand Rapids (IHL)
1998			
1/1	Vincent Lecavalier	C	Rimouski (QMJHL)
3/64	Brad Richards	C	Rimouski (QMJHL)
3/72	Dmitry Afanasev	LW	Torpedo Yaroslavl (Russia-2)
4/92	Eric Beaudoin	LW	Guelph (OHL)
5/121	Curci Rich	D	Calgary (WHL)
6/146	Sergei Kuznetsov	C	Torpedo Yaroslavl (Russia-2)
7/174	Brett Allan	LW	Swift Current (WHL)
7/194	Oak Hewer	C	Sault Ste. Marie (OHL)
8/221	Daniel Hulak	D	Swift Current (WHL)
9/229	Chris Lyness	D	Rouyn-Noranda (QMJHL)
9/252	Martin Cibak	C	HK 32 Liptovsky Mikulas (Slovakia)

RD/NO.	PLAYER	POS	CLUB
1997			
1/7	Paul Mara	D	Sudbury (OHL)
2/33	Kyle Kos	D	Red Deer (WHL)
3/61	Matt Elich	RW	Windsor (OHL)
5/108	Mark Thompson	D	Regina (WHL)
5/109	Jan Sulc	C	HC Chemopetrol Litvinov Jr. (Czech Jr.)
5/112	Karel Betik	D	Kelowna (WHL)
6/153	Andrei Skopintsev	D	TPS Turku (Finland)
7/168	Justin Jack	RW	Kelowna (WHL)
7/170	Eero Somervuori	RW	Jokerit Helsinki (Finland)
7/185	Samuel St. Pierre	RW	Victoriaville (QMJHL)
8/198	Shawn Skolney	D	Seattle (WHL)
9/224	Paul Comrie	C	University of Denver (WCHA)
1996			
1/16	Mario Larocque	D	Hull (QMJHL)
3/69	Curtis Tipler	RW	Regina (WHL)
5/125	Jason Robinson	D	Niagara Falls (OHL)</

ALL-TIME PLAYER ACQUISITIONS & TRADES

Jan. 18, 1992	Acquired the following players in the 1992 NHL Expansion Draft: RW Tim Bergland from Washington D Jeff Bloemberg from NY Rangers C Brian Bradley from Toronto G Frederic Chabot from Montreal D Shawn Chambers from Washington D Doug Crossman from Quebec RW Rob DiMaio from NY Islanders LW Mike Hartman from Winnipeg RW Tim Hunter from Calgary LW Steve Maltais from Quebec D Bob McGill from Detroit LW Basil McCrae from Minnesota C Michel Mongeau from St. Louis RW Keith Osborne from Toronto D Rob Ramage from Minnesota D Joe Reekie from NY Islanders C Anatoli SemeNov from Edmonton LW Shayne Stevenson from Boston D Peter Taglianetti from Pittsburgh LW Dan Vincelette from Chicago G Wendell Young from Pittsburgh.	Nov. 3, 1992	Acquired LW Dave Capuano and a 1994 fourth-round draft pick (traded to New Jersey) from Vancouver in exchange for C Anatoli SemeNov.	Feb. 22, 1995	Acquired LW Paul Ysebaert and RW Rich Sutter from Chicago in exchange for RW Jim Cummins, D Jeff Buchanan, and D Tom Tilley	Aug. 20, 1997	Acquired RW Mikael Renberg and D Karl Dykhuis from Philadelphia in exchange for a 1998 first-round draft pick, a 1999 first-round draft pick, a 2000 first-round draft pick, and a 2001 first-round draft pick
Jan. 19, 1992	Acquired RW Danton Cole from Winnipeg in exchange for future considerations; Acquired G Pat Jablonski, RW Darin Kimble, D Rob Robinson, and RW Steve Tuttle from St. Louis in exchange for a 1994 fourth-round draft pick, a 1995 fifth-round draft pick, and a 1996 sixth-round draft pick; Traded RW Tim Hunter to Quebec in exchange for future considerations (RW Martin SiMard); Signed D Scott Boston.	Dec. 8, 1992	Acquired C Steve Kasper from Philadelphia in exchange for LW Dan Vincelette	Mar. 13, 1995	Traded RW Rich Sutter to Toronto in exchange for cash considerations	Aug. 26, 1997	Signed D Victor Ignatjev
June 29, 1992	Signed RW Mikael Andersson, D Shawn Rivers, and D Chris LiPuma	Jan. 28, 1993	Acquired LW Jason Ruff, a 1994 fourth-round draft pick (RW Dmitri Klevakin), a 1995 fifth-round draft pick (LW Konstantin Golokhvasto), and a 1996 sixth-round draft pick (D Nikolai Ignatov) from St. Louis in exchange for LW Basil McCrae, D Doug Crossman, and a 1996 fourth-round draft pick	Mar. 14, 1995	Acquired C Alexander Semak and RW Ben Hankinson from New Jersey in exchange for D Shawn Chambers and RW Danton Cole	Sept. 23, 1997	Signed LW Louie DeBrusk
July 9, 1992	Signed free agent D Marc Bergevin.	Feb. 12, 1993	Acquired RW Herb Raglan from Quebec in exchange for C Michel Mongeau, RW Martin SiMard, and RW Steve Tuttle	Mar. 23, 1995	Acquired D Adrien Plavsic from Vancouver in exchange for a 1997 fifth-round draft pick	Sept. 28, 1997	Claimed RW Mick Vukota from NY Islanders in the 1997 NHL Waiver Draft
July 10, 1992	Signed free agent LW Christian Campeau. Signed free agent LW Jean Blouin.	Mar. 20, 1993	Acquired D Eric Charron, D Alain Cote, and future considerations (D Donald Dufresne) from Montreal in exchange for D Rob Ramage	Apr. 6, 1995	Acquired a 1996 sixth-round draft pick (C Xavier Delisle) from Chicago in exchange for C Denis Savard	Oct. 2, 1997	Signed LW Troy Mallette
July 13, 1992	Signed free agent LW Rob Zamuner. Signed free agent D Jeff Buchanan.	Mar. 22, 1993	Acquired C Randy Gilhen from NY Rangers in exchange for LW Mike Hartman; Acquired a 1993 third-round draft pick (compensated to Florida) from Pittsburgh in exchange for D Peter Taglianetti	June 30, 1995	Acquired LW Brian Bellows from Montreal in exchange for C Marc Bureau	Dec. 30, 1997	Acquired D Bryan Marchment, C Steve Kelly, and C Jason Bonsignore from Edmonton in exchange for D Roman Hamrlik and the rights to C Paul Comrie
July 21, 1992	Signed free agent LW Chris Kontos.	June 2, 1993	Signed D Eric Dubois	July 24, 1995	Signed RW Corey Spring	Jan. 15, 1998	Acquired RW Stephane J.J. Richer, RW Darcy Tucker, and D David Wilkie from Montreal in exchange for LW Patrick Poulin, D Igor Ulanov, and RW Mick Vukota; Acquired RW Jody Hull and G Mark Fitzpatrick from Florida in exchange for RW Dino Ciccarelli and D Jeff Norton
July 29, 1992	Signed free agent C Jock Callander. Signed free agent C Jason Lafreniere. Signed free agent G Mike Greenlay. Signed free agent D Stephane J.G. Richer.	June 8, 1993	Acquired D Dennis Vial from Detroit in exchange for LW Steve Maltais	July 26, 1995	Signed D Bill Houlder	Jan. 22, 1998	Claimed D Jassen Cullimore off waivers from Montreal
Aug. 5, 1992	Signed free agent RW John Tucker.	June 16, 1993	Acquired RW Petr Klima from Edmonton in exchange for a 1994 third-round draft pick	Aug. 17, 1995	Acquired LW Shawn Burr and a 1996 third-round draft pick (traded to Boston) from Detroit in exchange for D Marc Bergevin and RW Ben Hankinson; Acquired D David Shaw from Boston in exchange for a 1996 third-round draft pick	Mar. 14, 1998	Acquired D Enrico Ciccone from Vancouver in exchange for D Jamie Huscroft
Aug. 18, 1992	Signed free agent C Mark Green.	June 19, 1993	Acquired D Peter Ahola from San Jose in exchange for LW Dave Capuano	Sept. 11, 1995	Signed C John Cullen	Mar. 24, 1998	Acquired RW Sandy McCarthy, a 1998 third-round draft pick (C Brad Richards), and a 1998 fifth-round draft pick (D Curtis Rich) from Calgary in exchange for LW Jason Wiemer; Acquired LW Andrei Nazarov and a 1998 first-round draft pick (C Vincent Lecavalier) from San Jose in exchange for D Bryan Marchment, D David Shaw, and a 1998 first-round draft pick
Aug. 21, 1992	Signed free agent D Jim Benning.	June 25, 1993	Selected G Glenn Healy from Anaheim and G Daren Puppia from Florida in Phase II of the 1993 NHL Expansion Draft; Acquired a 1993 third-round draft pick (C Allan Egeland) from NY Rangers in exchange for G Glenn Healy	Sept. 14, 1995	Acquired a 1997 fifth-round draft pick (D Karel Betik) from NY Islanders in exchange for C Alexander Semak	June 11, 1998	Acquired C Craig Janney from Phoenix in exchange for LW Louie DeBrusk and a 1998 fifth-round draft pick
Aug. 27, 1992	Signed free agent G David Littman.	July 21, 1993	Signed LW Gerard Gallant	Oct. 5, 1995	Acquired D Steven Finn from Colorado in exchange for a 1997 fourth-round draft pick	June 18, 1998	Acquired G Bill Ranford from Washington in exchange for a 1998 third-round draft pick and a 1999 second-round draft pick
Sept. 1, 1992	Signed free agent RW Stan Drulia. Signed free agent D Rick Lanz.	July 29, 1993	Signed C Denis Savard	Nov. 13, 1995	Acquired D Michel Petit from Los Angeles in exchange for D Steven Finn	June 27, 1998	Acquired a 1998 seventh-round draft pick (C Oak Hower), a 1998 eighth-round draft pick (D Daniel Hulak), and a 1998 ninth-round draft pick (C Martin Cibak) from Colorado in exchange for a 1999 sixth-round pick
Sept. 4, 1992	Acquired C Ken Hodge and D Matt Hervey from Boston for RW Darin Kimble and future considerations.	Aug. 10, 1993	Signed D Rudy Poeschek	Nov. 16, 1995	Acquired a 1997 seventh-round draft pick (RW Eero Somervuori) from Washington in exchange for D Eric Charron	July 16, 1998	Signed LW Wendel Clark
Sept. 14, 1992	Acquired RW Martin SiMard from Quebec to complete Jun. 19, 1992 trade which sent RW Tim Hunter to Quebec for future considerations.	Aug. 13, 1993	Signed C Bill McDougall	Dec. 1, 1995	Acquired G Jeff Reese from Hartford in exchange for a 1996 ninth-round draft pick	July 17, 1998	Acquired D Michal Sykora from Chicago in exchange for G Mark Fitzpatrick and a 1999 fourth-round draft pick
Sept. 25, 1992	Traded D Jeff Bloemberg to Edmonton for future considerations.	Sept. 27, 1993	Signed D Normand Rochefort	Mar. 20, 1996	Acquired LW Patrick Poulin, D Igor Ulanov, and a 1996 second-round draft pick (traded to New Jersey) from Chicago in exchange for D Enrico Ciccone and 1996 a second-round draft pick	July 29, 1998	Signed C Benoit Hogue
Oct. 4, 1992	Acquired C Adam Creighton from the NY Islanders in the NHL Waiver Draft.	Oct. 5, 1993	Traded D Peter Ahola to Calgary in exchange for cash considerations	May 1, 1996	Signed LW David Matsos	July 30, 1998	Signed C Jesse Belanger
Oct. 16, 1992	Acquired C Marc Bureau off waivers from Minnesota.	Oct. 22, 1993	Acquired RW Pat Elynuik from Washington in exchange for a 1995 fifth-round draft pick	June 22, 1996	Acquired G Corey Schwab from New Jersey in exchange for G Jeff Reese, a 1996 second-round draft pick, and a 1996 eighth-round draft pick	Oct. 5, 1998	Claimed LW Brent Gilchrist from Detroit in 1998 NHL Waiver Draft; Acquired a 1999 sixth-round draft pick (traded to Detroit) from Detroit in exchange for LW Brent Gilchrist
Oct. 28, 1992	Acquired D Bob Beers from Boston for D Stephane J.G. Richer.	Nov. 11, 1993	Acquired D Chris JoSeph from Edmonton in exchange for D Bob Beers	July 29, 1996	Acquired D Craig Wolanin from Colorado in exchange for a 1998 second-round draft pick	Oct. 7, 1998	Signed C Vincent Lecavalier to a three-year entry-level contract
		Feb. 21, 1994	Traded G Pat Jablonski to Toronto in exchange for cash considerations	Aug. 3, 1996	Signed D Jay Wells	Oct. 13, 1998	Signed D Kjell Samuelsson
		Mar. 18, 1994	Acquired RW Jim Cummins and a 1995 fourth-round draft pick (traded to Philadelphia) from Philadelphia in exchange for RW Rob DiMaio	Aug. 22, 1996	Acquired a 1997 fifth-round draft pick (C Jan Sulc) from Los Angeles in exchange for RW Petr Klima	Dec. 10, 1998	Acquired D Drew Bannister from Anaheim in exchange for a 2000 fifth-round draft pick
		Mar. 19, 1994	Acquired a 1994 sixth-round draft pick (RW Daniel Juden) from Los Angeles in exchange for D Donald Dufresne	Aug. 27, 1996	Acquired RW Dino Ciccarelli from Detroit in exchange for a 1998 fourth-round draft pick	Dec. 12, 1998	Acquired C Chris Gratton and C Mike Sillinger from Philadelphia in exchange for RW Mikael Renberg and C Daymond Langkow
		Mar. 21, 1994	Acquired D Enrico Ciccone, a 1994 third-round draft pick (traded to Anaheim), and a 1995 fifth-round draft pick (LW Konstantin Golokhvastov) from Washington in exchange for D Joe Reekie	Sept. 10, 1996	Signed RW Paul Brousseau	Dec. 28, 1998	Traded D Enrico Ciccone to Washington in exchange for future considerations; Acquired D Petr Svoboda from Philadelphia in exchange for D Karl Dykhuis
		May 31, 1994	Acquired LW Jeff Toms from New Jersey in exchange for a 1994 fourth-round draft pick	Nov. 18, 1996	Acquired a 1997 sixth-round draft pick (D Andrei Skopintsev) from Anaheim in exchange for LW Brian Bellows	Jan. 18, 1999	Acquired a 1999 sixth-round draft pick (LW Fedor Fedorov) from NY Islanders in exchange for C Craig Janney
		June 29, 1994	Acquired a 1994 third-round draft pick (C Vadim Epanchintsev) from Anaheim in exchange for a 1994 third-round draft pick and a 1995 fourth-round draft pick	Nov. 19, 1996	Acquired G Rick Tabaracci from Calgary in exchange for C Aaron Gavey	Jan. 19, 1999	Acquired C Michael Nylander from Calgary in exchange for LW Andrei Nazarov
		Sept. 6, 1994	Acquired RW Alex SelivaNov from Philadelphia in exchange for a 1995 fourth-round draft pick	Jan. 31, 1997	Acquired a 1998 third-round draft pick (traded to Edmonton) from Toronto in exchange for D Craig Wolanin		
		Oct. 6, 1994	Acquired D Tom Tilley from St. Louis in exchange for C Adam Creighton	Mar. 18, 1997	Acquired D Jeff Norton from Edmonton in exchange for D Drew Bannister and a 1997 sixth-round draft pick; Acquired D Jamie Huscroft from Calgary in exchange for G Tyler Moss		
		Feb. 10, 1995	Claimed D Bob Halkidiss off waivers from Detroit	June 21, 1997	Acquired a 1997 fifth-round draft pick (D Mark Thompson) from San Jose in exchange for LW Shawn Burr; Acquired a 1998 fourth-round draft pick (LW Eric Beaudoin) from Calgary in exchange for G Rick Tabaracci		
		Feb. 16, 1995	Traded G Wendell Young to Pittsburgh in exchange for future considerations	July 16, 1997	Acquired LW Vladimir Vujtek and a 1998 third-round draft pick (LW Dmitry Afanasenkov) from Edmonton in exchange for RW Brantt Myhres and a 1998 third-round draft pick; Signed D Yves Racine		

Jan. 29, 1999	Acquired C Alexandre Daigle from Edmonton in exchange for RW Alex SelivaNov; Acquired D Sami Helenius from Calgary in exchange for future considerations	Jan. 13, 2000	Acquired D Chris McAlpine and G Rich Parent from St. Louis in exchange for RW Stephane J.J. Richer	Feb. 16, 2001	Acquired G Wade Flaherty from NY Islanders in exchange for a 2001 conditional draft pick	June 21, 2002	Acquired RW Ruslan Fedotenko and two 2002 second-round draft picks (traded to Dallas and San Jose) from Philadelphia in exchange for a 2002 first-round draft pick
Feb. 14, 1999	Signed C Robert Petrovicky	Jan. 17, 2000	Acquired RW Jaroslav Svejkovsky from Washington in exchange for a 2000 seventh-round draft pick and a 2001 third-round draft pick	Feb. 20, 2001	Acquired LW Konstantin Kalmikov from Toronto in exchange for D Maxim GalaNov	June 22, 2002	Acquired D Brad Lukowich and a 2003 seventh-round draft pick (LW Jay Rosehill) from Dallas in exchange for a 2002 second-round draft pick; Acquired a 2002 second-round draft pick (LW Adam Henrich) and a 2002 fifth-round draft pick (D Gerard Dicaire) from San Jose in exchange for a 2002 second-round draft pick
Mar. 18, 1999	Traded LW Brent Peterson to Pittsburgh in exchange for cash considerations	Feb. 9, 2000	Acquired RW Mike Johnson, D Marek Posmyk, a 2000 fifth-round draft pick (RW Pavel Sedov), a 2000 sixth-round draft pick (D Aaron Gionet), and a 2001 fifth-round draft pick (traded to Los Angeles) from Toronto in exchange for RW Darcy Tucker, a 2000 fourth-round draft pick, and a 2001 fifth-round draft pick	Mar. 5, 2001	Acquired G Nikolai Khabibulin and D Stan Neckar from Phoenix in exchange for RW Mike Johnson, D Paul Mara, RW Ruslan Zainullin, and a 2001 second-round draft pick	June 23, 2002	Acquired a 2002 sixth-round draft pick (C Karri Akkanen), two 2002 eighth-round draft picks (C Ryan Craig, RW Darren Reid), and a 2002 ninth-round draft pick (LW Alexei Glukhov) from Carolina in exchange for a 2003 fourth-round draft pick; Acquired a 2002 seventh-round draft pick (G Fredrik Norrena) from Ottawa in exchange for D Josef Boumedienne
Mar. 20, 1999	Acquired LW Colin Forbes and a 1999 fifth-round draft pick (G Michal Lanicek) from Philadelphia in exchange for RW Sandy McCarthy and RW Mikael Andersson	Mar. 8, 2000	Traded LW Jeff Shevalier to Ottawa in exchange for future considerations	Mar. 13, 2001	Acquired C John Emmons from Ottawa in exchange for D Craig Millar; Acquired a 2001 seventh-round draft pick (D Jeremy Van Hoof) from Dallas in exchange for D Grant Ledyard	June 23, 2002	Acquired a 2002 sixth-round draft pick (C Karri Akkanen), two 2002 eighth-round draft picks (C Ryan Craig, RW Darren Reid), and a 2002 ninth-round draft pick (LW Alexei Glukhov) from Carolina in exchange for a 2003 fourth-round draft pick; Acquired a 2002 seventh-round draft pick (G Fredrik Norrena) from Ottawa in exchange for D Josef Boumedienne
Mar. 21, 1999	Acquired D Sergey Gusev from Dallas in exchange for C Benoit Hogue and a 2001 sixth-round draft pick	Mar. 9, 2000	Acquired a 2000-seventh round draft pick (traded to NY Islanders) from NY Islanders in exchange for D Ian Herbers	June 18, 2001	Acquired C Juha Ylonen from Phoenix in exchange for LW Todd Warriner	Sept. 11, 2002	Signed D Darren Rumble to a one-year contract
Mar. 23, 1999	Acquired G Kevin Hodson and a 1999 second-round draft pick (RW Sheldon Keefe) from Detroit in exchange for LW Wendel Clark and a 1999 sixth-round draft pick; Acquired a conditional 1999 draft pick from Detroit in exchange for G Bill Ranford; Traded D Sami Helenius to Colorado in exchange for future considerations	Mar. 10, 2000	Acquired C Wayne Primeau, C Brian Holzinger, D Cory Sarich, and a 2000 third-round draft pick (LW Alexander KharitNov) from Buffalo in exchange for C Chris Gratton and a 2001 second-round draft pick	June 22, 2001	Acquired D Mathieu Biron and a 2002 second-round draft pick (traded to Washington) from NY Islanders in exchange for D Adrian Aucoin and LW Alexander KharitNov	Oct. 10, 2002	Acquired LW Boyd Kane from NY Rangers in exchange for LW Gordie Dwyer
June 26, 1999	Acquired a 1999 first-round draft pick (traded to NY Rangers) and two 1999 third-round draft picks (D Brett Scheffellaier, LW Jimmie Olvestad) from Vancouver in exchange for a 1999 first-round draft pick; Acquired G Dan Cloutier, RW Niklas Sundstrom, a 2000 first-round draft pick (RW Nikita Alexeev), and a 2000 third-round draft pick (traded to San Jose) from NY Rangers in exchange for a 1999 first-round draft pick	Mar. 11, 2000	Acquired D Mikko Kuparinen from Atlanta in exchange for D Chris McAlpine	June 23, 2001	Acquired a 2001 second-round draft pick (D Andreas Holmqvist) from Washington in exchange for a 2002 second-round draft pick; Acquired a 2001 third-round draft pick (RW Evgeny Artukhin) from Ottawa in exchange for a 2001 fourth-round draft pick and a 2001 seventh-round draft pick	Jan. 13, 2003	Acquired G John Grahame from Boston in exchange for a 2004 fourth-round draft pick
June 30, 1999	Acquired LW Andreas Johansson and the rights to sign general manager Rick Dudley from Ottawa in exchange for LW Rob Zamuner and a 2002 second-round draft pick	Mar. 14, 2000	Acquired C Ryan Johnson and LW Dwayne Hay from Florida in exchange for C Mike Sillinger	June 24, 2001	Acquired D Nolan Pratt from Colorado in exchange for a 2001 sixth-round draft pick; Acquired a 2001 fourth-round draft pick (RW Aaron Lobb), a 2001 fifth-round draft pick (D Paul Lynch), and a 2001 seventh-round draft pick (LW Dennis Packard) from Philadelphia in exchange for a 2002 third-round draft pick; Acquired two 2001 sixth-round draft picks (D Art Femenella, traded to Colorado) from Los Angeles in exchange for a 2001 fifth-round draft pick; Acquired a 2001 eighth-round draft pick (LW Jean-Francois Soucy), and a 2002 ninth-round draft pick (C John Toffey) from Philadelphia in exchange for a 2002 seventh-round draft pick; Acquired a 2001 ninth-round draft pick (D Henrik Bergfors) from Colorado in exchange for a 2002 ninth-round draft pick	Jan. 23, 2003	Signed D Corey Foster
July 5, 1999	Signed LW Jeff Shevalier	Mar. 27, 2000	Signed G Dieter Kochan	May 12, 2003	Acquired a 2003 ninth-round draft pick (LW Albert Vishnyakov) from Pittsburgh in exchange for D Marc Bergevin	Mar. 11, 2003	Claimed D Janne Laukkanen off waivers from NY Rangers; Acquired D Marc Bergevin from Pittsburgh in exchange for C Brian Holzinger
July 16, 1999	Signed LW Kyle Freadrich and RW Dale Rominski	Mar. 30, 2000	Signed D Kenton Smith	July 19, 2003	Signed C Eric Perrin	May 12, 2003	Acquired a 2003 ninth-round draft pick (LW Albert Vishnyakov) from Pittsburgh in exchange for D Marc Bergevin
July 22, 1999	Signed D Phil von Stefenelli	Apr. 13, 2000	Signed D Mike Jones	June 21, 2003	Acquired LW Cory Stillman from St. Louis in exchange for a 2003 second-round draft pick	July 22, 2003	Acquired a 2003 eighth-round draft pick (RW Raimonds Danilics) and a 2003 ninth-round draft pick (RW Zbynek Hrdel) from Philadelphia in exchange for a 2004 seventh-round draft pick and a 2004 ninth-round draft pick
Aug. 4, 1999	Acquired D Andrei Zyuzin, D Bill Houlder, LW Shawn Burr, and C Steve Guolla from San Jose in exchange for RW Niklas Sundstrom and a 2000 third-round draft pick	May 31, 2000	Signed C Brad Richards to a three-year entry-level contract	July 23, 2003	Signed D Pascal Trepanier	July 23, 2003	Signed D Pascal Trepanier
Aug. 5, 1999	Acquired G Jeff Reese and a 2000 ninth-round draft pick (traded to Philadelphia) from Toronto in exchange for a 2000 ninth-round draft pick	June 1, 2000	Acquired a 2000 seventh-round draft pick (D Marek Priechodsky) from Florida in exchange for the rights to LW Eric Baudoin	June 19, 2003	Signed C Eric Perrin	Oct. 24, 2003	Claimed RW Sheldon Keefe off waivers from NY Rangers
Sept. 6, 1999	Signed RW Dan Kesa	June 2, 2000	Acquired a 2000 seventh-round draft pick (traded to Philadelphia) from Montreal in exchange for G Kevin Hodson	June 21, 2003	Acquired LW Cory Stillman from St. Louis in exchange for a 2003 second-round draft pick	Oct. 27, 2003	Acquired a 2004 eighth-round draft pick (LW Justin Keller) from St. Louis in exchange for LW Erkki Rajamaki
Sept. 27, 1999	Claimed C Viacheslav Butsayev from Ottawa in the 1999 NHL Waiver Draft	June 4, 2000	Acquired a 2000 seventh-round draft pick (traded to Buffalo) from Ottawa in exchange for G Rich Parent	June 22, 2003	Acquired a 2003 eighth-round draft pick (RW Raimonds Danilics) and a 2003 ninth-round draft pick (RW Zbynek Hrdel) from Philadelphia in exchange for a 2004 seventh-round draft pick and a 2004 ninth-round draft pick	July 23, 2003	Signed D Pascal Trepanier
Sept. 29, 1999	Signed RW Stan Drulia and D Ian Herbers	June 24, 2000	Acquired G Kevin Weekes, D Kristian Kudroc, and a 2001 second-round draft pick (traded to Phoenix) from NY Islanders in exchange for a 2000 first-round draft pick, a 2000 fourth-round draft pick, and a 2000 seventh-round draft pick	July 30, 2001	Acquired C Tim Taylor from NY Rangers in exchange for RW Nils Ekman and LW Kyle Freadrich	Oct. 24, 2003	Claimed RW Sheldon Keefe off waivers from NY Rangers
Oct. 1, 1999	Acquired LW Fredrik Modin from Toronto in exchange for D Cory Cross and a 2001 seventh-round draft pick	June 25, 2000	Acquired a 2000 fourth-round draft pick (C Johan Hagglund) from Philadelphia in exchange for a 2000 sixth-round draft pick, a 2000 seventh-round draft pick, and a 2000 ninth-round draft pick; Acquired a 2001 seventh-round draft pick (traded to Ottawa) and a 2001 ninth-round draft pick (LW Ilya Solarev) from Buffalo in exchange for a 2000 seventh-round draft pick; Acquired a 2000 ninth-round draft pick (C Thomas Ziegler) from New Jersey in exchange for a 2001 eighth-round draft pick	July 10, 2001	Acquired C Vaclav Prospal from Florida in exchange for C Ryan Johnson and a 2003 sixth-round draft pick	Oct. 27, 2003	Acquired a 2004 eighth-round draft pick (LW Justin Keller) from St. Louis in exchange for LW Erkki Rajamaki
Oct. 2, 1999	Signed D Ben Clymer	July 25, 2000	Acquired a 2000 fourth-round draft pick (C Johan Hagglund) from Philadelphia in exchange for a 2000 sixth-round draft pick, a 2000 seventh-round draft pick, and a 2000 ninth-round draft pick; Acquired a 2001 seventh-round draft pick (traded to Ottawa) and a 2001 ninth-round draft pick (LW Ilya Solarev) from Buffalo in exchange for a 2000 seventh-round draft pick; Acquired a 2000 ninth-round draft pick (C Thomas Ziegler) from New Jersey in exchange for a 2001 eighth-round draft pick	July 12, 2001	Signed G Michal Lanicek, G Alexander Polukhkeyev, and D Marek Priechodsky to three-year contracts	Jan. 27, 2004	Acquired D Darryl Sydor and a 2004 fourth-round draft pick (D Mike Lundin) from Columbus in exchange for C Alexander Svitov and a 2004 third-round draft pick
Oct. 3, 1999	Traded RW Alexandre Daigle to NY Rangers in exchange for future considerations	July 31, 2000	Signed RW Martin St. Louis to a two-year contract	July 13, 2001	Signed LW Dave Andreychuk and D Grant Ledyard	Feb. 25, 2004	Acquired D Timo Helbling from Nashville in exchange for a 2004 eighth-round draft pick
Oct. 7, 1999	Acquired a 2000 seventh-round draft pick (G Brian Eklund) from New Jersey in exchange for C Steve Kelly	Sept. 29, 2000	Claimed RW Jason Podollan from Los Angeles in the 2000 NHL Waiver Draft	Aug. 21, 2001	Signed LW Ryan Tobler	Mar. 9, 2004	Acquired D Stan Neckar from Nashville in exchange for a 2004 sixth-round draft pick
Oct. 29, 1999	Traded D Mikko Kuparinen to Atlanta in exchange for future considerations; Claimed C Steve Martins off waivers from Ottawa	Oct. 25, 2000	Claimed D Craig Millar off waivers from Nashville	Sept. 28, 2001	Claimed C Glen Metropolit from Washington in the 2001 NHL Waiver Draft	June 1, 2004	Signed RW Darren Reid, LW Adam Henrich, and D Paul Ranger
Nov. 11, 1999	Acquired C Bruce Gardiner from Ottawa in exchange for LW Colin Forbes	Nov. 3, 2000	Claimed D Maxim GalaNov off waivers from Florida	Nov. 9, 2001	Acquired D Josef Boumedienne, D Sascha Goc, and the rights to RW Anton But from New Jersey in exchange for D Andrei Zyuzin	June 27, 2004	Acquired a 2004 fifth-round draft pick (D Brandon Elliott) and two 2004 sixth-round draft picks (D Jan Zapletal, G Karri Ramo) from Philadelphia in exchange for a 2005 third-round draft pick
Nov. 12, 1999	Acquired D Bryan Muir and LW Reid Simpson from Chicago in exchange for C Michael Nylander	Jan. 4, 2001	Acquired a 2001 conditional draft pick from NY Islanders in exchange for C Steve Martins	Dec. 12, 2001	Acquired LW Zdeno Ciger from NY Rangers in exchange for RW Matthew Barnaby	July 19, 2004	Signed C Craig Darby
Nov. 20, 1999	Acquired the rights to RW Nils Ekman and a 2000 fourth-round draft pick (traded to NY Islanders) from Calgary in exchange for LW Andreas Johansson	Jan. 21, 2001	Acquired a 2001 eighth-round draft pick (LW Dimitri Bezrukov) from Colorado in exchange for D Bryan Muir	Dec. 28, 2001	Acquired D Harlan Pratt from Carolina in exchange for D Kaspars Astashenko	July 28, 2004	Signed C Jarrod Skalde and LW Steve McLaren
Nov. 26, 1999	Acquired LW Gordie Dwyer from Montreal in exchange for D Mike McBain; Claimed LW Pavel Torgaev off waivers from Calgary	Feb. 1, 2001	Acquired RW Matthew Barnaby from Pittsburgh in exchange for C Wayne Primeau; Signed D Grant Ledyard	Jan. 7, 2002	Acquired D Dan Boyle from Florida in exchange for a 2003 fifth-round draft pick	July 30, 2004	Signed D Terry Virtue, D Mike Egner, C Nick Tarnasky, and LW Dennis Packard
Nov. 29, 1999	Acquired LW Todd Warriner from Toronto in exchange for a 2000 third-round draft pick	Feb. 7, 2001	Acquired D Adrian Aucoin and a 2001 second-round draft pick (C Alexander Polushin) from Vancouver in exchange for G Dan Cloutier	Mar. 5, 2002	Acquired LW Chris Dingman and RW Shane Willis from Carolina in exchange for G Kevin Weekes	Aug. 16, 2004	Acquired C Vaclav Prospal from Anaheim in exchange for a 2005 second-round draft pick
				Mar. 15, 2002	Acquired RW Andre Roy and a 2002 sixth-round draft pick (D Paul Ranger) from Ottawa in exchange for C Juha Ylonen	Sep. 15, 2004	Signed C Andre Deveaux to a three-year entry-level contract
				May 29, 2002	Signed G Kevin Hodson	July 27, 2005	Signed G Gerald Coleman to a three-year entry-level contract
				June 17, 2002	Signed C Alexander Svitov to a three-year entry-level contract	July 28, 2005	Signed G Jonathan Boutin and RW Zbynek Hrdel to three-year entry-level contracts
						July 30, 2005	Acquired a 2005 third-round draft pick (C Blair Jones) and a 2005 fourth-round draft pick (RW

	Chris Lawrence) from Philadelphia in exchange for a 2006 second-round draft pick; Acquired a 2005 third-round draft pick (LW Radek Smolenak) from San Jose in exchange for a 2005 fifth-round draft pick and a 2006 fourth-round draft pick; Acquired a 2005 sixth-round draft pick (G Kevin Beech) from Dallas in exchange for a 2006 fifth-round draft pick	July 4, 2007	Acquired D Bryce Lampman from NY Rangers in exchange for LW Mitch Fritz	Nov. 7, 2008	Acquired D Steve Eminger, RW Steve Downie, and a 2009 fourth-round draft pick (LW Alex Hutchings) from Philadelphia in exchange for D Matt Carle and a 2009 third-round draft pick	July 30, 2010	Signed C Dominic Moore to a two-year contract
		July 6, 2007	Signed D Dan Jancevski to a one-year contract.			Aug. 3, 2010	Signed C Mike Angelidis to a one-year, two-way contract
		July 12, 2007	Signed D Mike Lundin to a two-year entry-level contract	Nov. 20, 2008	Claimed LW David Koci off waivers from St. Louis	Aug. 9, 2010	Signed D Radko Gudas to a three-year entry-level contract
		Nov. 19, 2007	Acquired D Mario Scalzo from Dallas in exchange for D Bryce Lampman	Nov. 30, 2008	Acquired RW Lauri Tukonen from Dallas in exchange for D Andrew Hutchinson	Aug. 11, 2010	Signed LW Juraj Simek to a one-year, two-way contract
Aug. 5, 2005	Signed LW Mitch Fritz to a one year contract; Signed D Brady Greco to a two-year contract	Jan. 15, 2008	Acquired RW Junior Lessard from Dallas in exchange for D Dan Jancevski	Jan. 19, 2009	Claimed D Cory Murphy off waivers from Florida	Aug. 16, 2010	Acquired G Cedrick Desjardins from Montreal in exchange for G Karri Ramo
Aug. 9, 2005	Signed G Sean Burke and RW Rob DiMaio to two-year contracts	Feb. 25, 2008	Acquired D Alexandre Picard and a 2009 second-round draft pick (RW Richard Panik) from Philadelphia in exchange for C Vaclav Prospal	Feb. 3, 2009	Signed G Mike McKenna to a one-year contract	Aug. 17, 2010	Signed LW Sean Bergenheim to a one-year contract
Aug. 18, 2005	Signed RW Jim Campbell, RW Norm Milley, and C Jason Jaspers to one-year contracts	Feb. 26, 2008	Acquired G Mike Smith, C Jeff Halpern, LW Jussi Jokinen, and a 2009 fourth-round draft pick (traded to Minnesota) from Dallas in exchange for C Brad Richards and G Johan Holmqvist; Acquired RW Brandon Segal and a 2008 seventh-round draft pick (D David Carle) from Anaheim in exchange for D Jay Leach; Acquired a 2008 seventh-round draft pick (traded to Philadelphia) from Nashville in exchange for LW Jan Hlavac	Feb. 7, 2009	Acquired LW Wade Brookbank, D Josef Melichar, and a 2009 fourth-round draft pick (traded to Toronto) from Carolina in exchange for LW Jussi Jokinen	Aug. 25, 2010	Signed D Randy Jones to a one-year contract
Aug. 23, 2005	Signed C John Toffey and RW Marek Kvapil to three-year entry-level contracts			Mar. 4, 2009	Acquired D Matt Lashoff and RW Martins Karsums from Boston in exchange for RW Mark Recchi and a 2010 second-round draft pick; Acquired D Richard Petiot from Toronto in exchange for G Olaf Kolzig, D Jamie Heward, D Andy Rogers, and a 2009 fourth-round draft pick; Acquired D Noah Welch and a 2009 third-round pick (traded to Detroit) from Florida in exchange for D Steve Eminger	Aug. 27, 2010	Acquired RW Alex Berry and LW Stefano Giliati from Toronto in exchange for D Matt Lashoff
Aug. 26, 2005	Signed G Morgan and D Jay Rosehill to multi-year contracts	Apr. 24, 2008	Signed C Paul Szczechura to a two-year contract	Apr. 9, 2009	Signed Geoff Kinrade to an amateur tryout contract	Sept. 10, 2010	Signed LW Alex Hutchings to a three-year entry-level contract
Sep. 7, 2005	Signed D Todd Rohloff to a one-year contract	June 2, 2008	Signed D Kevin Quick to a three-year entry-level contract	June 26, 2009	Acquired a 2009 first-round draft pick (RW Carter Ashton) from Detroit in exchange for a 2009 second-round draft pick and a 2009 third-round draft pick	Sept. 15, 2010	Signed D Charles Landry to a three-year entry-level contract
Sept. 9, 2005	Traded C Craig Darby to Vancouver in exchange for future considerations	June 18, 2008	Acquired the rights to C Vaclav Prospal from Philadelphia in exchange for a 2008 seventh-round draft pick	June 27, 2009	Acquired a 2009 fifth-round draft pick (G Michael Zador) from Nashville in exchange for a 2010 fifth-round draft pick	Oct. 5, 2010	Claimed C Mattias Ritola off waivers from Detroit
Feb. 8, 2006	Acquired LW Zdenek Blatny from Boston in exchange for G Brian Eklund	June 21, 2008	Acquired a 2008 fourth-round draft pick (C James Wright), a 2008 fifth-round draft pick (RW Kyle Decoste), and a 2009 third-round draft pick (traded to Philadelphia) from San Jose in exchange for a 2008 third-round draft pick	July 1, 2009	Signed D Mattias Ohlund to a seven-year contract; Signed D Matt Walker to a four-year contract	Dec. 9, 2010	Acquired C Levi Nelson from Boston in exchange for LW Juraj Simek
June 1, 2006	Signed G Johan Holmqvist, C Andreas Karlsson, and D Andy Delmore to one-year contracts	June 28, 2008	Acquired the rights to LW Ryan Malone and LW Gary Roberts from Pittsburgh in exchange for a 2009 third-round draft pick	July 7, 2009	Signed LW Stephane Veilleux to a one-year contract	Jan. 1, 2011	Acquired G Dwayne Roloson from NY Islanders in exchange for D Ty Wishart
June 30, 2006	Acquired G Marc Denis from Columbus in exchange for LW Fredrik Modin and G Fredrik Norrena	June 29, 2008	Acquired the rights to RW Brian Rolston from Minnesota in exchange for a 2009 fourth-round draft pick	July 8, 2009	Signed D Kurtis Foster to a one-year contract	Jan. 4, 2011	Signed D Marc-Andre Bergeron to a one-year, two-way contract
July 2, 2006	Acquired a 2008 fourth-round draft pick (traded to Ottawa) from Dallas in exchange for D Darryl Sydor; Signed D Filip Kuba to a three-year contract	June 30, 2008	Acquired D Janne Niskala from Philadelphia in exchange for a 2009 sixth-round draft pick	July 9, 2009	Signed D Victor Hedman to a three-year entry-level contract	Feb. 18, 2011	Acquired D Eric Brewer from St. Louis in exchange for D Brock Beukeboom and a 2011 third-round draft pick
July 6, 2006	Signed D Doug Janik to a one-year contract	July 1, 2008	Signed G Olaf Kolzig to a one-year contract; Signed RW Adam Hall and RW Radim Vrbata to three-year contracts	July 10, 2009	Signed G Antero Niittymaki to a one-year contract	Feb. 24, 2011	Acquired G Curtis McElhinney from Anaheim in exchange for G Dan Ellis
July 11, 2006	Signed D Luke Richardson to a one-year contract	July 3, 2008	Signed LW David Koci, C Wyatt Smith, and D Scott Jackson to one-year, two-way contracts	July 21, 2009	Acquired LW Todd Fedoruk and D David Hale from Phoenix in exchange for RW Radim Vrbata	Mar. 7, 2011	Signed C Tyler Johnson to a three-year entry-level contract
July 15, 2006	Signed C Eric Healey to a one-year, two-way contract	July 4, 2008	Acquired D Matt Carle, D Ty Wishart, a 2009 first-round draft pick (traded to Ottawa), and a 2010 fourth-round draft pick (C James Mullin) from San Jose in exchange for D Dan Boyle and D Brad Lukowich	Aug. 13, 2009	Acquired LW Drew Miller and a 2010 third-round draft pick (D Adam Janosik) from Anaheim in exchange for RW Evgeny Artyukhin	Mar. 22, 2011	Signed G Pat Nagle to a two-year entry-level contract
Nov. 9, 2006	Acquired C Daniel Corso from Philadelphia in exchange for RW Darren Reid	July 8, 2008	Acquired RW Mark Recchi to a one-year contract; Signed RW Brandon Bochenski to a two-year contract	Sept. 1, 2009	Signed LW Alex Tanguay to a one-year contract	May 12, 2011	Signed RW Richard Panik to a three-year entry-level contract
Dec. 2, 2006	Claimed RW Andre Roy off re-entry waivers from Pittsburgh	July 9, 2008	Signed D Andrew Hutchinson to a two-year contract	Sept. 30, 2009	Signed LW Mitch Fritz to a one-year contract	June 25, 2011	Acquired D Bruno Gervais from NY Islanders in exchange for future considerations; Acquired a 2011 seventh-round draft pick (C Matthew Peca) from Phoenix in exchange for C Marc-Antoine Pouliot
Jan. 20, 2007	Acquired G Ryan Munce from Los Angeles in exchange for a 2008 fourth-round draft pick	July 10, 2008	Signed C Zenon Konopka to a two-year contract	Oct. 9, 2009	Claimed LW Radek Smolenak off waivers from Chicago	July 1, 2011	Signed RW Brett Connolly to a three-year entry-level contract; Signed RW Michel Ouellet and RW J.T. Wyman to one-year, two-way contracts; Signed G Mathieu Garon to a two-year contract
Jan. 31, 2007	Acquired RW Kyle Wanvig and RW Stephen Baby from Atlanta in exchange for D Andy Delmore and C Andre Deveaux	July 29, 2008	Signed C Steven Stamkos to a three-year entry-level contract	Jan. 21, 2010	Claimed C Nate Thompson off waivers from NY Islanders	July 2, 2011	Signed D Matt Gilroy to a one-year contract; Signed D Richard Petiot to a one-year, two-way contract
Feb. 24, 2007	Acquired D Shane O'Brien and a 2007 third-round draft pick (C Luca Cunti) from Anaheim in exchange for G Gerald Coleman and a 2007 first-round draft pick	Aug. 29, 2008	Acquired D Andrej Meszaros from Ottawa in exchange for D Filip Kuba, D Alexandre Picard, and a 2009 first-round draft pick	Feb. 9, 2010	Signed RW Mark Parrish to a one-year, two-way contract	July 5, 2011	Signed C Trevor Smith to a one-year, two-way contract
Feb. 27, 2007	Acquired D Joe Rullier from Anaheim in exchange for D Doug O'Brien; Acquired RW Jason Ward from Los Angeles in exchange for a 2007 fifth-round draft pick; Acquired LW Karl Stewart and a 2008 sixth-round draft pick (D Luke Witkowski) from Chicago in exchange for RW Nikita Alexeev	July 9, 2008	Signed D Andrew Hutchinson to a two-year contract	Mar. 3, 2010	Acquired RW Teddy Purcell and a 2010 third-round draft pick (D Brock Beukeboom) from Los Angeles in exchange for C Jeff Halpern	July 6, 2011	Signed C Tom Pyatt to a one-year, two-way contract
Apr. 6, 2007	Signed D Vladimir Mihalik to a three-year entry-level contract	July 10, 2008	Signed C Zenon Konopka to a two-year contract	July 1, 2010	Signed G Dan Ellis to a two-year contract; Acquired a 2012 second-round draft pick (traded to Nashville) from Philadelphia in exchange for D Andrej Meszaros	July 7, 2011	Signed LW Alexandre Picard to a one-year, two-way contract; Signed RW Ryan Shannon to a one-year contract
June 1, 2007	Signed G Riku Helenius and C Chris Lawrence to three-year entry-level contracts	July 29, 2008	Signed C Steven Stamkos to a three-year entry-level contract	Sept. 23, 2011	Signed D Daniel Milan to a three-year, two-way contract	Oct. 10, 2011	Signed LW Ondrej Palat to a three-year entry-level contract
June 13, 2007	Acquired C Chris Gratton from Florida in exchange for a 2008 second-round draft pick	Aug. 29, 2008	Acquired D Andrej Meszaros from Ottawa in exchange for D Filip Kuba, D Alexandre Picard, and a 2009 first-round draft pick	July 2, 2010	Signed D Pavel Kubina to a two-year contract; Signed RW Niklas Persson to a one-year, two-way contract	Dec. 2, 2011	Acquired D Evan Oberg and D Mike Kostka from Florida in exchange for C James Wright and D Mike Vernace
June 14, 2007	Signed LW Jan Hlavac to a one-year contract	Sept. 29, 2008	Acquired a 2009 sixth-round draft pick (G Jaroslav Janus) from Nashville in exchange for C Nick Tarnasky	July 5, 2010	Signed D Brett Clark to a two-year contract	Dec. 12, 2011	Signed RW Antti Miettinen to a two-year, one-way contract
June 23, 2007	Acquired a 2007 fifth-round draft pick (C Matt Marshall) and two 2007 seventh-round draft picks (G Torrie Jung, LW Justin Courttnall) from Ottawa in exchange for a 2008 fourth-round draft pick; Signed C Johan Harju to a two-year entry-level contract	Oct. 1, 2008	Signed D Jamie Heward to a one-year contract	July 19, 2010	Acquired LW Simon Gagne from Philadelphia in exchange for D Matt Walker and a 2011 fourth-round draft pick	Dec. 29, 2011	Signed LW Pierre-Cedric Labrie to a two-year, two-way contract
July 1, 2007	Signed RW Michel Ouellet to a two-year contract	Oct. 6, 2008	Acquired D Lukas Krajicek and LW Juraj Simek from Vancouver in exchange for D Shane O'Brien and RW Michel Ouellet	July 23, 2010	Signed C Marc-Antoine Pouliot to a one-year, two-way contract	Jan. 6, 2012	Acquired D Brendan Mikkelson from Calgary in exchange for C Blair Jones
July 2, 2007	Signed C Craig MacDonald and LW Mathieu Darche to one-year contracts	Oct. 21, 2008	Claimed LW Matt Pettinger off waivers from Vancouver	July 25, 2010	Signed LW Chris Durno to a one-year contract	Feb. 16, 2012	Acquired a 2012 second-round draft pick (traded to Nashville) from San Jose in exchange for C Dominic Moore and a 2012 seventh-round draft pick
July 3, 2007	Signed D Brad Lukowich to a three-year contract; Signed D Jay Leach and D David Schneider to one-year, two-way contracts	Oct. 23, 2008	Signed D Marek Malik to a one-year contract	July 29, 2010	Signed D Mathieu Roy and D Mike Vernace to one-year, two-way contracts		

Feb. 18, 2012	Acquired LW Jon Kalinski, a 2012 second-round draft pick (RW Brian Hart), and a 2013 fourth-round draft pick (traded to Ottawa) from Philadelphia in exchange for D Pavel Kubina	July 5, 2013	Signed C Valterri Filppula to five-year contract; Signed LW Jonathan Drouin to a three-year entry-level contract; Signed RW Geoff Walker to a one-year, two-way contract	Mar. 26, 2015	Signed C Brayden Point to a three-year entry-level contract	Feb. 27, 2017	Acquired F Byron Roese and a conditional 2017 second-round draft pick from Toronto in exchange for F Brian Boyle
Feb. 21, 2012	Acquired D Kyle Quincey from Colorado in exchange for RW Steve Downie; Acquired a 2012 first-round draft pick (G Andrei Vasilevskiy) and D Sebastien Piche from Detroit in exchange for D Kyle Quincey; Acquired RW Brandon Segal from Chicago in exchange for RW Matt Fornataro	Aug. 2, 2013	Signed G Kristers Gudlevskis to a three-year contract	Apr. 1, 2015	Signed G Adam Wilcox and C Matthew Peca to two-year, two-way contracts	Mar. 1, 2017	Acquired D Mark Streit from Philadelphia in exchange for F Valterri Filppula, a 2017 fourth-round draft pick and a 2017 seventh-round draft pick; Acquired a 2018 fourth-round draft pick from Pittsburgh in exchange for D Mark Streit
Feb. 23, 2012	Claimed RW Tim Wallace off waivers from NY Islanders	Sept. 17, 2013	Signed RW Joel Vermin to a three-year entry-level contract	June 1, 2015	Acquired D Daniel Walcott from NY Rangers in exchange for a 2015 seventh-round draft pick	Apr. 4, 2017	Signed G Connor Ingram to a three-year, entry-level contract
Feb. 27, 2012	Acquired D Mike Commodore from Detroit in exchange for a 2013 conditional seventh-round draft pick; Acquired D Keith Aulie from Toronto in exchange for RW Carter Ashton; Acquired D Brian Lee from Ottawa in exchange for D Matt Gilroy	Dec. 18, 2013	Signed D Jean-Philippe Cote to a two-year contract	June 26, 2015	Acquired a 2015 second-round draft pick (C Mitchell Stephens) and 2015 third-round draft pick (C Anthony Cirelli) from NY Islanders in exchange for a 2015 first-round draft pick	May 15, 2017	Signed F Taylor Raddysch to a three-year, entry-level contract
Mar. 1, 2012	Signed C Cory Conacher to a two-year, two-way contract	Feb. 23, 2014	Claimed D Mike Kostka off waivers from Chicago	June 27, 2015	Acquired a 2016 seventh-round draft pick from Edmonton in exchange for a 2015 seventh-round draft pick	May 31, 2017	Acquired a 2018 conditional seventh-round draft pick from Los Angeles in exchange for the rights to F Bokondji Imama
Mar. 3, 2012	Signed LW Danick Gauthier to a three-year contract	Mar. 5, 2014	Acquired RW Ryan Callahan, a 2014 first-round draft pick (traded to NY Islanders), a 2015 first-round draft pick (traded to NY Islanders), and a 2015 seventh-round draft pick (traded to NY Rangers) from NY Rangers in exchange for RW Martin St. Louis and a 2015 second-round draft pick	June 28, 2015	Signed RW Brian Hart to a three-year entry-level contract	June 15, 2017	Acquired D Mikhail Sergachev and a conditional 2018 second-round draft pick from Montreal in exchange for F Jonathan Drouin and a conditional 2018 sixth-round draft pick
Mar. 13, 2012	Signed C Vladislav Namestnikov to a three-year entry-level contract	Mar. 10, 2014	Signed LW Yanni Gourde to a two-year, two-way contract	July 1, 2015	Signed RW Erik Condra to a three-year contract; Signed D Matt Taormina to a one-year, two-way contract	June 21, 2017	In exchange for Vegas selecting D Jason Garrison at 2017 Expansion Draft, the Golden Knights acquire Tampa Bay's 2017 second-round pick, Pittsburgh's 2018 fourth-round pick and negotiating rights with Lightning unsigned forward prospect Nikita Gusev
Mar. 19, 2012	Signed C Alex Killorn to a two-year, two-way contract; Signed G Sebastien Caron to a one-year, one-way contract	Mar. 20, 2014	Signed RW Cody Knyk to a one-year contract	July 5, 2015	Signed LW Jeff Tambellini to a one-year, two-way contract	June 22, 2017	Signed G Peter Budaj to a two-year contract
Mar. 28, 2012	Signed RW J.T. Brown to a two-year entry-level contract	Apr. 1, 2014	Signed LW Adam Erne to a three-year entry-level contract	July 21, 2015	Signed LW Tye McGinn to a one-year, two-way contract	June 26, 2017	Re-signed D Andrej Sustr to a one-year contract and F Yanni Gourde to a two-year contract
June 14, 2012	Signed G Riku Helenius to a two-year contract	Apr. 6, 2014	Signed LW Henri Ikonen to a three-year entry level contract	Oct. 14, 2015	Signed D Dominik Masin to a three-year, entry-level contract	June 28, 2017	Re-signed F Cory Conacher and F Gabriel Dumont to two-year contracts
June 15, 2012	Acquired G Anders Lindback, C Kyle Wilson, and a 2012 seventh-round draft pick (LW Nikita Gusev) from Nashville in exchange for G Sebastien Caron, two 2012 second-round draft picks, and a 2013 third-round draft pick	Apr. 19, 2014	Signed D Jake Dotchin to a three-year entry-level contract	Nov. 12, 2015	Acquired future considerations from Calgary Flames in exchange for G Kevin Poulin	June 29, 2017	Signed F Alex Volkov to a three-year, entry-level contract
June 23, 2012	Acquired LW Benoit Pouliot from Boston in exchange for RW Michel Ouellet and a 2012 fifth-round draft pick	May 6, 2014	Signed G Andrei Vasilevskiy to a three-year entry-level contract	Feb. 26, 2016	Signed D Braydon Coburn to a three-year contract extension	July 1, 2017	Acquired F Carter Verhaeghe from the N.Y. Islanders in exchange for G Kristers Gudlevskis; Signed D Dan Girardi to a two-year contract and F Chris Kunitz to a one-year contract; Signed F Alex Gallant, G Michael Leighton, D Jamie McBain and D Mat Bodie to one-year, two-way contracts
July 1, 2012	Signed D Sami Salo to a two-year contract; Signed D Artem Sergeev to a three-year entry-level contract	May 21, 2014	Signed D Dylan Blujus to a three-year entry-level contract	Mar. 22, 2016	Signed D Ben Thomas to a three-year contract	July 4, 2017	Re-signed D Slater Koekoek to a one-year contract
July 4, 2012	Signed D Matt Carle to a six-year contract	June 27, 2014	Acquired D Jason Garrison, the rights to LW Jeff Costello, and a 2015 seventh-round draft pick (traded to Minnesota) from Vancouver in exchange for a 2014 second-round draft pick	Apr. 4, 2016	Signed F Mitchell Stephens to a three-year, entry-level contract	July 5, 2017	Re-signed D Jake Dotchin to a two-year contract
July 6, 2012	Signed D Matt Taormina to a one-year, two-way contract	June 29, 2014	Acquired C Sam Gagner from Edmonton in exchange for RW Teddy Purcell; Acquired a 2015 sixth-round draft pick (G Kristian Oldham) from Arizona in exchange for C Sam Gagner and RW B.J. Crombeen; Acquired a 2015 fourth-round draft pick (RW Jonne Tammela) and 2015 seventh-round draft pick (traded to Edmonton) in exchange for C Nate Thompson	Apr. 13, 2016	Signed D Matt Spencer to a three-year, entry-level contract	July 10, 2017	Re-signed F Tyler Johnson to a seven-year contract
July 10, 2012	Acquired RW B.J. Crombeen and a 2014 fifth-round draft pick (traded to NY Rangers) from St. Louis in exchange for a 2013 fourth-round draft pick and a 2014 fourth-round draft pick	July 1, 2014	Signed D Anton Stralman to a five-year contract; Signed C Brian Boyle to a three-year contract; Signed G Evgeni Nabokov to a one-year contract; Signed RW Mike Blunden to a one-year, two-way contract.	May 21, 2016	Re-signed F Joel Vermin and F Tanner Richard to one-year contracts	July 14, 2017	Re-signed F Ondrej Palat to a five-year contract
Aug. 2, 2012	Signed D Dmitry Korobov to a two-year, two-way contract	July 8, 2014	Signed D Matt Corrente to a one-year, two-way contract	June 25, 2016	Re-signed D Luke Witkowski to a one-year, two-way contract	July 18, 2017	Re-signed F Michael Bournival to a one-year, two-way contract
Sept. 10, 2012	Signed RW Nikita Kucherov to a three-year entry-level contract	July 10, 2014	Signed RW Jerome Samson to a one-year contract	June 29, 2016	Re-signed F Steven Stamkos to an eight-year contract	Nov. 14, 2017	Acquired G Louis Domingue from Arizona in exchange for G Michael Leighton and F Tye McGinn
Jan. 21, 2013	Acquired LW J.F. Jacques from Florida in exchange for future considerations	July 11, 2014	Signed LW Brenden Morrow to a one-year contract	July 1, 2016	Signed D Victor Hedman to an eight-year contract extension and G Andrei Vasilevskiy to a three-year contract extension; Signed F Pierre-Luc Letourneau-Leblond, F Jeremy Morin, F Gabriel Dumont and F Michael Bournival to one-year contracts; Signed F Dennis Yan to a three-year, entry-level contract	Nov. 24, 2017	Claimed F Chris DiDomenico off waivers from Ottawa
Feb. 14, 2013	Acquired G Cedrick Desjardins from Montreal in exchange for G Dustin Tokarski	July 11, 2014	Signed LW Philippe Paradis to a one-year contract	July 2, 2016	Re-signed G Kristers Gudlevskis to a one-year contract	Jan. 31, 2018	Acquired G Edward Pasquale from Edmonton in exchange for future considerations
Mar. 11, 2013	Acquired RW Dan Sexton from Anaheim in exchange for C Kyle Wilson	Nov. 28, 2014	Acquired a 2015 third-round draft pick (LW Dennis Yan) from Anaheim in exchange for D Eric Brewer	July 13, 2016	Signed F Cory Conacher to a one-year, one-way contract	Feb. 21, 2018	Claimed F Gabriel Dumont off waivers from Ottawa
Mar. 21, 2013	Signed D Andrej Sustr to a two-year entry-level contract	Dec. 2, 2014	Signed D Anthony DeAngelo to a three-year entry-level contract	July 17, 2016	Re-signed F Alex Killorn to a seven-year contract	Feb. 26, 2018	Acquired D Ryan McDonagh and F J.T. Miller from the N.Y. Rangers in exchange for F Vladislav Namestnikov, F Brett Howden, D Libor Hajek a 2018 first-round draft pick and a conditional 2019 second-round draft pick
Apr. 2, 2013	Acquired RW Adam Hall and a 2013 seventh-round draft pick (RW Joel Vermin) from Carolina in exchange for D Marc-Andre Bergeron	Feb. 6, 2015	Acquired RW Carter Ashton and LW David Broll from Toronto in exchange for a conditional 2016 seventh-round draft pick	July 27, 2016	Re-signed F Vladislav Namestnikov to a two-year contract	Apr. 1, 2018	Signed D Cal Foote to a three-year, entry-level contract
Apr. 3, 2013	Acquired G Ben Bishop from Ottawa in exchange for C Cory Conacher and a 2013 fourth-round draft pick	Feb. 9, 2015	Traded G Evgeni Nabokov to San Jose in exchange for future considerations	Oct. 11, 2016	Re-signed F Nikita Kucherov to a three-year contract	June 7, 2018	Re-signed D Daniel Walcott to a one-year, two-way contract
Apr. 23, 2013	Signed D Mathieu Roy to a one-year contract	Feb. 23, 2015	Signed G Allen York to a two-way contract for the remainder of the 2014-15 season	Dec. 24, 2016	Signed F Mathieu JoSepth to a three-year, entry-level contract	June 13, 2018	Acquired C Andy Andreoff from Los Angeles in exchange for G Peter Budaj
May 2, 2013	Signed C Cedric Paquette to a three-year entry-level contract	Mar. 2, 2015	Acquired a 2015 second-round draft pick (D Matthew Spencer) and a 2016 second-round draft pick from Boston in exchange for RW Brett Connolly; Acquired D Braydon Coburn from Philadelphia in exchange for D Radko Gudas, a 2015 first-round draft pick, and a 2015 third-round draft pick	Dec. 28, 2016	Signed F Brett Howden to a three-year, entry-level contract	June 19, 2018	Signed G Edward Pasquale to a one-year, two-way contract
July 2, 2013	Acquired D Drew Olson from Columbus in exchange for future considerations			Jan. 27, 2017	Acquired D Jonathan Racine and a 2017 sixth-round draft pick from Montreal in exchange for D Nikita Nesterov	June 22, 2018	Signed G Louis Domingue to a two-year contract
				Feb. 25, 2017	Acquired F Stefan Fournier from Arizona in exchange for F Jeremy Morin	June 26, 2018	Signed F J.T. Miller to a five-year contract
				Feb. 26, 2017	Acquired G Peter Budaj, D Erik Cernak, a 2017 seventh-round draft pick and a 2017 conditional draft pick from Los Angeles in exchange for G Ben Bishop and a 2017 fifth-round draft pick	July 2, 2018	Signed D Ryan McDonagh to a seven-year contract

July 2, 2018	Re-signed D Slater Koekkoek to a one-year contract	July 17, 2020	Signed D Sean Day to a one-year, two-way contract	Oct. 22, 2021	Claimed F Alex-Barre Boulet off waivers from the Seattle Kraken	May 1, 2023	Signed F Maxim Groshev to a three-year, entry-level contract
July 5, 2018	Re-signed F Cedric Paquette to a one-year contract	Sept. 9, 2020	Signed D Alexander Green to a two-year, entry-level contract	Dec. 7, 2021	Claimed F Riley Nash off waivers from the Winnipeg Jets	May 10, 2023	Signed G Matt Tomkins to a two-year, two-way contract
July 10, 2018	Re-signed F Nikita Kucherov to an eight-year contract	Oct. 7, 2020	Acquired a 2020 fourth-round draft pick and a 2020 fifth-round pick from Philadelphia in exchange for a 2020 fourth-round draft pick	Dec. 10, 2021	Signed D Roman Schmidt to a three-year, entry-level contract	June 5, 2023	Signed F Waltteri Merela to a one-year, two-way contract
July 11, 2018	Re-signed F Adam Erne to a one-year contract	Oct. 7, 2020	Acquired a 2020 second-round draft pick from Montreal in exchange for a 2020 fourth-round draft pick and a 2021 second-round draft pick	Feb. 1, 2022	Acquired F Anthony Richard from the Nashville Predators in exchange for F Jimmy Huntington	June 5, 2023	Signed D Emil Martinsen Lilleberg to a two-year, two-way contract
Sept. 22, 2018	Claimed F Danick Martel off waivers from the Philadelphia Flyers	Oct. 7, 2020	Acquired a 2020 second-round draft pick from Montreal in exchange for a 2020 fourth-round draft pick and a 2021 second-round draft pick	Feb. 1, 2022	Acquired F Tye Felhaber from the Dallas Stars in exchange for F Alexei LipaNov	June 28, 2023	Acquired a 2023 second-round draft pick from the Colorado Avalanche in exchange for F Ross Colton
Oct. 18, 2018	Acquired F Mitch Hults from the Anaheim Ducks in exchange for future considerations	Oct. 9, 2020	Signed G Chris Gibson to a one-year, two-way contract	Feb. 19, 2022	Claimed F Gemel Smith off waivers from the Detroit Red Wings	June 29, 2023	Acquired a 2024 seventh-round draft pick from the Chicago Blackhawks in exchange for F Corey Perry
Nov. 2, 2018	Re-signed F Yannick Gourde to a six-year contract	Oct. 9, 2020	Signed D Andreas Borgman to a one-year, two-way contract	Mar. 1, 2022	Signed F Bennett MacArthur to a three-year, entry-level contract	June 29, 2023	Acquired a 2023 fourth-round draft pick from the Nashville Predators in exchange for a 2024 fourth-round draft pick
Dec. 19, 2018	Signed C Gabriel Fortier to a three-year, entry-level contract	Dec. 12, 2020	Signed F Jack Finley to a three-year, entry-level contract	Mar. 16, 2022	Signed D Declan Carlile to a two-year, entry-level contract	July 1, 2023	Signed F Conor Sheary to a three-year contract
Jan. 11, 2019	Acquired D Jan Rutta and a 2019 seventh-round pick from the Chicago Blackhawks in exchange for D Slater Koekkoek and a 2019 fifth-round draft pick	Dec. 13, 2020	Signed F Gage Goncalves to a three-year, entry-level contract	Mar. 18, 2022	Acquired F Brandon Hagel, a 2022 fourth-round draft pick and a 2024 fourth-round draft pick from the Chicago Blackhawks in exchange for F Taylor Raddysh, F Boris Katchouk, a 2023 first-round draft pick and a 2024 first-round draft pick	July 1, 2023	Signed F Josh Archibald to a two-year contract
Mar. 1, 2019	Signed F Jimmy Huntington to a three-year, entry-level contract	Dec. 27, 2020	Acquired F Marian Gaborik and G Anders Nilsson from Ottawa in exchange for D Braydon Coburn, C Cedric Paquette and a 2022 second-round draft pick	Mar. 20, 2022	Acquired F Nicholas Paul from the Ottawa Senators in exchange for F Mathieu JoSepe and a 2024 fourth-round draft pick	July 1, 2023	Signed F Luke Glendening to a two-year contract
May 3, 2019	Signed D Jan Rutta to a one-year contract	Jan. 7, 2021	Signed C Boo Nieves to a one-year, two-way contract	Mar. 20, 2022	Signed F Ilya Usau to a three-year, entry-level contract	July 1, 2023	Signed F Logan Brown to a one-year, two-way contract
June 14, 2019	Re-signed D Cameron Gaunce to a one-year, two-way contract	Mar. 24, 2021	Acquired C Antoine Morand and a 2023 seventh-round draft pick from Anaheim in exchange for F Alexander Volkov	Mar. 20, 2022	Acquired G Alexei Melnichuk from the Seattle Kraken in exchange for F Antoine Morand	July 1, 2023	Signed F Mitchell Chaffee to a one-year, two-way contract
June 14, 2019	Acquired a 2021 seventh-round draft pick from Nashville in exchange for G Connor Ingram	Mar. 26, 2021	Signed F Odeen Turto to a one-year, entry-level contract	Mar. 21, 2022	Acquired F Alexei Melnichuk from the Seattle Kraken in exchange for F Antoine Morand	July 2, 2023	Signed D Calvin de Haan to a one-year contract
June 18, 2019	Re-signed D Braydon Coburn to a two-year contract	Apr. 5, 2021	Acquired D David Savard and D Brian Lashoff in a three-way trade with Columbus and Detroit in exchange for a 2021 first-round draft pick, a 2021 fourth-round draft pick and a 2022 third-round draft pick	Mar. 21, 2022	Acquired F Riley Nash from the Arizona Coyotes in exchange for future considerations	July 2, 2023	Acquired a 2024 seventh-round draft pick from the Minnesota Wild in exchange for F Pat Maroon and F Maxim Cajkovic
June 19, 2019	Re-signed D Daniel Walcott to a one-year, two-way contract	Apr. 8, 2021	Signed F Cole Koepke to a two-year, two-way contract	Mar. 31, 2022	Signed D Nick Perbix to a one-year, entry-level contract	July 15, 2023	Signed F Tanner Jeannot to a two-year contract
June 22, 2019	Acquired a conditional 2020 first-round draft pick, a 2019 third-round pick and G Marek Mazanec from Vancouver in exchange for F J.T. Miller	Apr. 8, 2021	Signed F Nolan Foote to a three-year, entry-level contract	May 21, 2022	Signed F Jaydon Dureau to a three-year, entry-level contract	Sept. 9, 2023	Signed F Tyler Motte to a one-year contract
June 25, 2019	Signed F Nolan Foote to a three-year, entry-level contract	Apr. 12, 2021	Acquired D Fredrik Claesson from San Jose in exchange for the rights to G Magnus Chrona	July 3, 2022	Acquired D Philippe Myers and F Grant Mismash from the Nashville Predators in exchange for D Ryan McDonagh	Oct. 9, 2023	Signed F Austin Watson to a one-year contract
July 1, 2019	Signed G Curtis McElhinney to a two-year contract	Apr. 27, 2021	Signed G Amir Miftakhov to a three-year, entry-level contract	July 13, 2022	Signed D Ian Cole to a one-year contract	Nov. 8, 2023	Acquired a 2025 seventh-round draft pick from the Minnesota Wild in exchange for D Zach Bogosian
July 1, 2019	Signed D Luke Schenn to a one-year contract	May 18, 2021	Signed F Maxim Cajkovic to a three-year, entry-level contract	July 13, 2022	Signed F Vladislav Namestnikov to a one-year contract	Dec. 14, 2023	Signed F Ethan Gauthier to a three-year, entry-level contract
July 1, 2019	Signed D Luke Witkowski to a two-year, two-way contract	July 17, 2021	Acquired a 2022 seventh-round draft pick from the New York Rangers in exchange for F Barclay Goodrow	July 13, 2022	Signed D Haydn Fleury to a two-year contract	Mar. 1, 2024	Signed F Milo Roelens to a three-year NHL contract
July 1, 2019	Signed G Scott Wedgewood to a one-year, two-way contract	July 24, 2021	Acquired a 2021 fourth-round draft pick from Montreal in exchange for a 2022 fourth-round draft pick	July 21, 2022	Signed F Lucas Edmonds to a three-year, entry-level contract	Mar. 7, 2024	Acquired F Anthony Duclair and a 2025 seventh-round draft pick from the San Jose Sharks in exchange for D Jack Thompson and a 2024 third-round draft pick
July 1, 2019	Signed G Spencer Martin to a one-year, two-way contract	July 25, 2021	Acquired a 2021 fourth-round draft pick from Montreal in exchange for a 2022 fourth-round draft pick	July 25, 2022	Signed D Trevor Carrick to a one-year, two-way contract	Mar. 8, 2024	Acquired D Mathew Dumba and a 2025 seventh-round draft pick from the Arizona Coyotes in exchange for a 2027 fifth-round draft pick
July 1, 2019	Signed F Chris Mueller to a one-year, two-way contract	July 25, 2021	Acquired a 2022 sixth-round draft pick from Detroit in exchange for C Mitchell Stephens	Oct. 9, 2022	Signed F P.C. Labrie to a one-year, two-way contract	Apr. 15, 2024	Signed F Dylan Duke to a three-year NHL contract
July 8, 2019	Signed F Gemel Smith to a one-year, two-way contract	July 27, 2021	Acquired D Brent Seabrook from Chicago in exchange for F Tyler Johnson and a 2023 second-round draft pick	Nov. 12, 2022	Claimed F Rudolfs Balcers off waivers from the Florida Panthers	May 17, 2024	Signed F Niko Huhtanen to a three-year, entry-level contract
July 30, 2019	Acquired G Mike Condon and a 2020 sixth-round draft pick from Ottawa in exchange for F Ryan Callahan and a 2020 fifth-round draft pick	July 28, 2021	Signed F Gabriel Dumont to a one-year, two-way contract	Feb. 26, 2023	Acquired F Tanner Jeannot from the Nashville Predators in exchange for D Cal Foote, a 2025 first-round draft pick, a 2024 second-round draft pick and third-, fourth- and fifth-round draft picks in 2023	May 21, 2024	Acquired D Ryan McDonagh and the Edmonton Oilers' 2024 fourth-round draft pick from the Nashville Predators in exchange for a 2025 second-round draft pick and a 2024 seventh-round draft pick
Aug. 5, 2019	Signed D Kevin Shattenkirk to a one-year contract	July 28, 2021	Signed F Charles Hudon to a one-year, two-way contract	Mar. 1, 2023	Acquired F Michael Eyssimont from the San Jose Sharks in exchange for F Vladislav Namestnikov	May 22, 2024	Signed D Dyllan Gill to a three-year, entry-level contract
Aug. 14, 2019	Acquired a 2020 fourth-round draft pick from Detroit in exchange for F Adam Erne	July 28, 2021	Signed D Darren Raddysh to a one-year, two-way contract	Mar. 21, 2023	Signed D Max Crozier to a two-year, entry-level contract	June 30, 2024	Acquired F Jake Guentzel from the Carolina Hurricanes in exchange for a 2025 third-round draft pick
Aug. 24, 2019	Signed F Pat Maroon to a one-year contract	July 28, 2021	Signed D Andrej Sustr to a one-year, two-way contract			June 30, 2024	Acquired F Lukas Svejksky from the Pittsburgh Penguins in exchange for F Bennett MacArthur
Nov. 1, 2019	Acquired a 2021 conditional seventh-round draft pick from New Jersey in exchange for G Louis Domingue	July 28, 2021	Signed G Maxime Lagace to a one-year, two-way contract				
Nov. 24, 2019	Acquired D Devante Stephens from Buffalo in exchange for D Matt Spencer	July 28, 2021	Signed G Brian Elliott to a one-year contract				
Dec. 30, 2019	Acquired D Patrick Sieloff from Anaheim in exchange for F Chris Mueller	July 28, 2021	Signed D Zach Bogosian to a three-year contract				
Feb. 16, 2020	Acquired F Blake Coleman from New Jersey in exchange for F Nolan Foote and a 2020 first-round draft pick	July 28, 2021	Signed F Pierre-Edouard BelleMare to a two-year contract				
Feb. 20, 2020	Acquired F Anthony Greco from Florida in exchange for F Danick Martel	July 28, 2021	Signed F Remi Elie to a one-year, two-way contract				
Feb. 23, 2020	Signed D Zach Bogosian to a one-year contract	July 29, 2021	Signed F Corey Perry to a two-year contract				
Feb. 24, 2020	Acquired F Barclay Goodrow and a 2020 third-round draft pick from San Jose in exchange for F Anthony Greco and a 2020 first-round draft pick	July 31, 2021	Acquired future considerations from Vancouver in exchange for G Spencer Martin				

ALL-TIME SKATER REGIST

DMITRY AFANASENKOV LEFT WING #37, 29				KEITH AULIE DEFENSE #3				SEAN BERGENHEIM LEFT WING #10									
YEAR	GP	G	A	TP	PIM	YEAR	GP	G	A	TP	PIM	YEAR	GP	G	A	TP	PIM
2000-01	9	1	1	2	4	2011-12	19	0	1	1	13	2010-11	80	14	15	29	56
2001-02	5	0	0	0	0	2012-13	45	2	5	7	60	PLAYOFFS	GP	G	A	TP	PIM
2003-04	71	6	10	16	12	2013-14	15	0	1	1	9	2010-11	16	9	2	11	8
2005-06	68	9	6	15	16	TOTALS	79	2	7	9	82	Signed as a free agent on August 17, 2010; Became a free agent on July 1, 2011					
2006-07	33	3	3	6	8	PLAYOFFS	GP	G	A	TP	PIM						
TOTALS	186	19	20	39	40	2013-14	1	0	0	0	0						

PLAYOFFS GP G A TP PIM Acquired from Toronto for RW Carter Ashton on February 27, 2012; Became a free agent on July 2, 2014

RUODOLFS BALCERS LEFT WING #22				MARC-ANDRE BERGERON DEFENSE #47							
YEAR	GP	G	A	TP	PIM	YEAR	GP	G	A	TP	PIM
2022-23	3	1	0	1	0	2010-11	23	2	6	8	8
TOTALS	3	1	0	1	0	2011-12	43	4	20	24	20

Claimed off waivers from Florida on November 12, 2022; Became a free agent on July 1, 2023

DREW BANNISTER DEFENSE #5, 55				MARC BERGVEIN DEFENSE #25, 3							
YEAR	GP	G	A	TP	PIM	YEAR	GP	G	A	TP	PIM
1995-96	13	0	1	1	4	1992-93	78	2	12	14	66
1996-97	64	4	13	17	44	1993-94	83	1	15	16	87
1998-99	21	1	2	3	24	1994-95	44	2	4	6	51
TOTALS	99	5	16	21	72	2002-03	1	0	0	0	0

Selected in the second round, 26th overall, at the 1992 NHL Entry Draft; Traded to Edmonton, with a 1997 sixth-round pick, for D Jeff Norton on March 18, 1997; Acquired from Anaheim for a 2000 fifth-round pick on December 10, 1998; Contract bought out on October 5, 1999

MARK BARBERIO DEFENSE #8				TIM BERGLAND RIGHT WING #21							
YEAR	GP	G	A	TP	PIM	YEAR	GP	G	A	TP	PIM
2012-13	2	0	0	0	0	1992-93	3	3	3	11	11
2013-14	49	5	5	10	28	1993-94	27	3	4	4	44
2014-15	52	1	6	7	16	1994-95	51	6	8	17	63
TOTALS	103	6	11	17	44	2003-04	1	0	0	0	0

Selected in the sixth round, 152nd overall, at the 2008 NHL Entry Draft; Became a free agent on July 1, 2015

ALEX BARRE-BOULET RIGHT WING #60, 12				KAREL BETIK DEFENSE #6							
YEAR	GP	G	A	TP	PIM	YEAR	GP	G	A	TP	PIM
2020-21	15	3	0	3	4	1998-99	3	0	2	2	2
2021-22	14	3	2	5	0	Selected in the fifth round, 112th overall, at the 1997 NHL Entry Draft; Contract bought out on February 17, 2000					
2022-23	1	0	0	0	0						
TOTALS	30	6	2	8	4						

Acquired from Pittsburgh for C Wayne Primeau on February 1, 2001; Traded to NY Rangers for LW Zdeno Ciger on December 12, 2001

ALEX BARRE-BOULET RIGHT WING #60, 12				MATHIEU BIRON DEFENSE #43							
YEAR	GP	G	A	TP	PIM	YEAR	GP	G	A	TP	PIM
2020-21	15	3	0	3	4	2001-02	36	0	0	0	12
2021-22	14	3	2	5	0	Acquired from NY Islanders, with a 2002 second-round draft pick (traded to Washington), for D Adrian Aucoin and LW Alexander Kharitonov on June 22, 2001; Claimed off waivers by Columbus on October 4, 2002					
2022-23	1	0	0	0	0						
TOTALS	30	6	2	8	4						

Acquired from NY Islanders, with a 2002 second-round draft pick (traded to Washington), for D Adrian Aucoin and LW Alexander Kharitonov on June 22, 2001; Claimed off waivers by Columbus on October 4, 2002

MIKE BLUNDEN RIGHT WING #46				BOB BEERS DEFENSE #2							
YEAR	GP	G	A	TP	PIM	YEAR	GP	G	A	TP	PIM
2014-15	2	0	0	0	2	1992-93	64	12	24	36	70
2015-16	20	3	2	5	34	1993-94	16	1	5	6	12
TOTALS	22	3	2	5	36	TOTALS	80	13	29	42	82

Acquired from NY Islanders, with a 2002 second-round draft pick (traded to Washington), for D Adrian Aucoin and LW Alexander Kharitonov on June 22, 2001; Claimed off waivers by Columbus on October 4, 2002

MIKE BLUNDEN RIGHT WING #46				BRANDON BOCHENSKI RIGHT WING #27							
YEAR	GP	G	A	TP	PIM	YEAR	GP	G	A	TP	PIM
2014-15	2	0	0	0	2	2008-09	7	0	1	1	2
2015-16	20	3	2	5	36	2009-10	28	4	9	13	2
TOTALS	22	3	2	5	36	TOTALS	35	4	10	14	4

Acquired from NY Islanders, with a 2002 second-round draft pick (traded to Washington), for D Adrian Aucoin and LW Alexander Kharitonov on June 22, 2001; Claimed off waivers by Columbus on October 4, 2002

BOB BEERS DEFENSE #2				PIERRE-EDOUARD BELLEMARE LEFT WING #41							
YEAR	GP	G	A	TP	PIM	YEAR	GP	G	A	TP	PIM
1992-93	64	12	24	36	70	2021-22	80	3	11	20	19
1993-94	16	1	5	6	12	2022-23	73	4	9	13	34
TOTALS	80	13	29	42	82	TOTALS	153	13	20	33	53

Acquired from Boston for D Stephane J.G. Richer on October 28, 1992; Traded to Edmonton for D Chris Joseph on November 11, 1993

BOB BEERS DEFENSE #2				FRENCH BOGOSIAN DEFENSE #24							
YEAR	GP	G	A	TP	PIM	YEAR	GP	G	A	TP	PIM
2021-22	23	2	1	3	6	2019-20	8	0	2	2	12
2022-23	6	1	1	2	0	2021-22	48	3	5	8	53
TOTALS	29	3	2	5	6	TOTALS	106	4	11	15	107

Acquired from Boston for D Stephane J.G. Richer on October 28, 1992; Traded to Edmonton for D Chris Joseph on November 11, 1993

BOB BEERS DEFENSE #2				BRIAN BELLAWS LEFT WING #23							
YEAR	GP	G	A	TP	PIM	YEAR	GP	G	A	TP	PIM
2021-22	23	2	1	3	6	1995-96	79	23	26	49	39
2022-23	6	1	1	2	0	1996-97	7	2	3	0	0
TOTALS	29	3	2	5	6	TOTALS	86	24	28	52	39

Acquired from Boston for D Stephane J.G. Richer on October 28, 1992; Traded to Edmonton for D Chris Joseph on November 11, 1993

BOB BEERS DEFENSE #2				ADRIAN AUCCIN DEFENSE #6							
YEAR	GP	G	A	TP	PIM	YEAR	GP	G	A	TP	PIM
2021-22	23	2	1	3	6	2000-01	26	1	11	12	25
2022-23	6	1	1	2	0	1995-96	6	2	0	2	4
TOTALS	29	3	2	5	6	TOTALS	32	3	11	14	29

Acquired from Montreal for C Marc Bureau on June 30, 1995; Traded to Anaheim for a 1997 sixth-round pick (D Andrei Skopintsev) on November 18, 1996

BRIAN BELLAWS LEFT WING #23				ADRIAN AUCCIN DEFENSE #6							
YEAR	GP	G	A	TP	PIM	YEAR	GP	G	A	TP	PIM
2021-22	23	2	1	3	6	2000-01	26	1	11	12	25
2022-23	6	1	1	2	0	1995-96	6	2	0	2	4
TOTALS	29	3	2	5	6	TOTALS	32	3	11	14	29

Acquired from Montreal for C Marc Bureau on June 30, 1995; Traded to Anaheim for a 1997 sixth-round pick (D Andrei Skopintsev) on November 18, 1996

JASON BONSIGNORE CENTER #26, 64				PAUL BROUSSEAU RIGHT WING #10				DAVE CAPUANO LEFT WING #9									
YEAR	GP	G	A	TP	PIM	YEAR	GP	G	A	TP	PIM	YEAR	GP	G	A	TP	PIM
1997-98	35	2	8	10	5	1996-97	6	0	0	0	0	1992-93	6	1	1	2	2
1998-99	23	0	3	3	8	1997-98	11	0	2	2	27	Acquired from Vancouver, with a 1994 fourth-round draft pick (traded to New Jersey), for C Anatej Semenov on September 3, 1992; Traded to San Jose for D Peter Ahola on June 19, 1993					
TOTALS	58	2	11	13	10	TOTALS	17	0	2	2	27						

Acquired from Edmonton, with D Bryan Marchment and C Steve Kelly, for D Roman Hamrik and the rights to C Paul Cormier on December 30, 1997; Became a free agent on June 30, 1999

ANDREAS BORGMAN DEFENSE #5				J.T. BROWN RIGHT WING #49, 19, 23				MATT CARLE DEFENSE #5, 25									
YEAR	GP	G	A	TP	PIM	YEAR	GP	G	A	TP	PIM	YEAR	GP	G	A	TP	PIM
2020-21	7	0	2	2	2	2011-12	5	0	1	1	0	2008-09	12	1	1	2	6
2021-22	0	0	0	0	0	2013-14	63	4	15	19	0	2012-13	48	5	17	22	4
TOTALS	7	0	2	2	2	2014-15	52	3	6	9	30	2013-14	52	2	29	31	28

Signed as a free agent on October 9, 2020; Became a free agent on July 28, 2021

JOSEF BOUMEDIENNE DEFENSE #55				MARC BUREAU CENTER #28				DECLAN CARLIE DEFENSE #67									
YEAR	GP	G	A	TP	PIM	YEAR	GP	G	A	TP	PIM	YEAR	GP	G	A	TP	PIM
2012-13	4	0	2	2	0	2013-14	63	10	21	31	111	2023-24	1	0	0	0	0
2013-14	4	0	2	2	0	2014-15	24	1	1	2	0	2024-25	1	0	0	0	0
TOTALS	8	0	4	4	0	TOTALS	186	20	40	60	171	Signed as a free agent on March 16, 2022					

Acquired from New Jersey, with D Sascha Goc and the rights to LW Anton But, for D Andrei Zyuzin on November 9, 2001; Traded to Ottawa for a 2002 seventh-round draft pick (G Fredrik Norrena) on June 23, 2002

MICHAEL BOURNIVAL LEFT WING #15				SHAWN BURR LEFT WING #11				ERIK CERNAK DEFENSE #81									
YEAR	GP	G	A	TP	PIM	YEAR	GP	G	A	TP	PIM	YEAR	GP	G	A	TP	PIM
2016-17	19	2	1	3	2	2014-15	82	15	9	24	54	2018-19	58	5	11	16	58
2017-18	5	0	0	0	0	2015-16	76	13	7	20	57	2019-20	67	5	7	12	59
TOTALS	24	2	1	3	2	2016-17	54	13	9	22	48	2020-21	46	5	13	18	38

Signed as a free agent on July 1, 2016; Retired June 16, 2019

BRIAN BOYLE CENTER #11				VIACHESLAV BUTSAYEV CENTER #29				MITCHELL CHAFFEE RIGHT WING #41									
YEAR	GP	G	A	TP	PIM	YEAR	GP	G	A	TP	PIM	YEAR	GP	G	A	TP	PIM
2014-15	82	15	9	24	54	2019-20	25	0	4	4	12	2023-24	30	4	3	7	4
2015-16	76	13	7	20	57	2020-21	21	1	9	10	16	2024-25	30	4	3	7	4
2016-17	54	13	9	22	48	2021-22	23	1	1	2	12	TOTALS	79	2	18	20	44
TOTALS	212	41	25	66	159	2											

DINO CICCARELLI				RIGHT WING				#22 BRAYDON COBURN				DEFENSE				#55 ERIK CONDRA				RIGHT WING				#22																																																																																									
YEAR	GP	G	A	TP	PIM	YEAR	GP	G	A	TP	PIM	YEAR	GP	G	A	TP	PIM	YEAR	GP	G	A	TP	PIM	YEAR	GP	G	A	TP	PIM	YEAR	GP	G	A	TP	PIM																																																																														
1996-97	77	35	25	60	16	2014-15	4	0	2	2	0	1995-16	54	6	5	11	34	2015-17	13	0	0	0	0	2016-17	13	0	0	0	0	2017-18	80	1	9	12	50	2018-19	72	1	14	15	40	2019-20	40	1	3	4	34	2020-21	74	4	19	23	36	2021-22	40	1	3	4	16	2022-23	40	1	3	4	16	2023-24	40	1	3	4	16	TOTALS	158	46	31	77	158	TOTALS	158	46	31	77	158	TOTALS	158	46	31	77	158	TOTALS	158	46	31	77	158																		
Acquired from Detroit for a 1998 fourth-round draft pick (traded to Anaheim) and a 1995 fifth-round draft pick (LW Konstantin Golokhvastov), for D Joe Reekie on March 21, 1994; Traded to Chicago, with a 1996 second-round draft pick, for LW Patrick Poulin, D Igor Ulanov, and a 1996 second-round draft pick (traded to New Jersey) on March 20, 1996; Acquired from Vancouver for D Jamie Huscroft on March 14, 1998; Traded to Washington for future considerations on December 28, 1998																																																																																																																	
ENRICO CICCONE				DEFENSE				#2, 39				DEFENSE				#24				RIGHT WING				#14																																																																																									
YEAR	GP	G	A	TP	PIM	YEAR	GP	G	A	TP	PIM	YEAR	GP	G	A	TP	PIM	YEAR	GP	G	A	TP	PIM	YEAR	GP	G	A	TP	PIM	YEAR	GP	G	A	TP	PIM																																																																														
1993-94	11	0	1	1	52	2015-16	17	0	2	2	19	2011-12	68	4	11	15	30	2012-13	5	1	0	1	0	2013-14	11	1	0	1	4	2014-15	50	12	3	15	38	2015-16	17	0	2	2	21	2016-17	13	0	0	0	20	2017-18	72	1	15	17	50	2018-19	2	0	1	1	0	2019-20	3	0	0	0	0	2020-21	4	0	0	0	52	2021-22	4	0	0	0	52	2022-23	4	0	0	0	52	2023-24	4	0	0	0	52	TOTALS	350	12	54	66	202	TOTALS	350	12	54	66	202	TOTALS	350	12	54	66	202	TOTALS	350	12	54	66	202
Acquired from Philadelphia for D Radko Gudas, a 2015 first-round draft pick and a 2015 third-round draft pick on March 2, 2015; Traded to Ottawa, with C Cedric Paquette and a 2022 second-round draft pick on Dec. 27, 2020, for F Marian Gaborik and G Anders Nilsson																																																																																																																	
ZENO CIGER				LEFT WING				#18				DEFENSE				#24				RIGHT WING				#14																																																																																									
YEAR	GP	G	A	TP	PIM	YEAR	GP	G	A	TP	PIM	YEAR	GP	G	A	TP	PIM	YEAR	GP	G	A	TP	PIM	YEAR	GP	G	A	TP	PIM	YEAR	GP	G	A	TP	PIM																																																																														
2001-02	27	6	6	12	10	2015-16	17	0	2	2	19	2011-12	68	4	11	15	30	2012-13	5	1	0	1	0	2013-14	11	1	0	1	4	2014-15	50	12	3	15	38	2015-16	17	0	2	2	21	2016-17	13	0	0	0	20	2017-18	72	1	15	17	50	2018-19	2	0	1	1	0	2019-20	3	0	0	0	0	2020-21	4	0	0	0	52	2021-22	4	0	0	0	52	2022-23	4	0	0	0	52	2023-24	4	0	0	0	52	TOTALS	174	35	41	76	61	TOTALS	174	35	41	76	61	TOTALS	174	35	41	76	61	TOTALS	174	35	41	76	61
Acquired from Washington, with a 1994 third-round draft pick (traded to Anaheim) and a 1995 fifth-round draft pick (LW Konstantin Golokhvastov), for D Joe Reekie on March 21, 1994; Traded to Chicago, with a 1996 second-round draft pick, for LW Patrick Poulin, D Igor Ulanov, and a 1996 second-round draft pick (traded to New Jersey) on March 20, 1996; Acquired from Vancouver for D Jamie Huscroft on March 14, 1998; Traded to Washington for future considerations on December 28, 1998																																																																																																																	
ANTHONY CIRELLI				CENTER				#71				DEFENSE				#24				RIGHT WING				#14																																																																																									
YEAR	GP	G	A	TP	PIM	YEAR	GP	G	A	TP	PIM	YEAR	GP	G	A	TP	PIM	YEAR	GP	G	A	TP	PIM	YEAR	GP	G	A	TP	PIM	YEAR	GP	G	A	TP	PIM																																																																														
2017-18	18	5	6	11	6	2022-23	78	3	4	17	61	2011-12	68	4	11	15	30	2012-13	5	1	0	1	0	2013-14	11	1	0	1	4	2014-15	50	12	3	15	38	2015-16	17	0	2	2	21	2016-17	13	0	0	0	20	2017-18	72	1	15	17	50	2018-19	2	0	1	1	0	2019-20	3	0	0	0	0	2020-21	4	0	0	0	52	2021-22	4	0	0	0	52	2022-23	4	0	0	0	52	2023-24	4	0	0	0	52	TOTALS	174	35	41	76	61	TOTALS	174	35	41	76	61	TOTALS	174	35	41	76	61	TOTALS	174	35	41	76	61
Signed as a free agent to a one-year contract July 13, 2022; Became a free agent July 1, 2023																																																																																																																	
FREDRIK CLAESSON				DEFENSE				#3				DEFENSE				#2				LEFT WING				#17																																																																																									
YEAR	GP	G	A	TP	PIM	YEAR	GP	G	A	TP	PIM	YEAR	GP	G	A	TP	PIM	YEAR	GP	G	A	TP	PIM	YEAR	GP	G	A	TP	PIM	YEAR	GP	G	A	TP	PIM																																																																														
2020-21	2	0	0	0	12	2022-23	81	16	16	32	50	2011-12	68	4	11	15	30	2012-13	5	1	0	1	0	2013-14	11	1	0	1	4	2014-15	50	12	3	15	38	2015-16	17	0	2	2	21	2016-17	13	0	0	0	20	2017-18	72	1	15	17	50	2018-19	2	0	1	1	0	2019-20	3	0	0	0	0	2020-21	4	0	0	0	52	2021-22	4	0	0	0	52	2022-23	4	0	0	0	52	2023-24	4	0	0	0	52	TOTALS	11	0	0	0	12	TOTALS	190	47	36	83	90	TOTALS	190	47	36	83	90	TOTALS	190	47	36	83	90
Acquired from San Jose on April 12, 2021 in exchange for the rights to G Magnus Chrona; became a free agent July 1, 2022																																																																																																																	
BRETT CLARK				DEFENSE				#7				DEFENSE				#23				LEFT WING				#17																																																																																									
YEAR	GP	G	A	TP	PIM	YEAR	GP	G	A	TP	PIM	YEAR	GP	G	A	TP	PIM	YEAR	GP	G	A	TP	PIM	YEAR	GP	G	A	TP	PIM	YEAR	GP	G	A	TP	PIM																																																																														
2010-11	82	9	22	31	14	2022-23	79	22	17	39	24	2011-12	68	4	11	15	30	2012-13	5	1	0	1	0	2013-14	11	1	0	1	4	2014-15	50	12	3	15	38	2015-16	17	0	2	2	21	2016-17	13	0	0	0	20	2017-18	72	1	15	17	50	2018-19	2	0	1	1	0	2019-20	3	0	0	0	0	2020-21	4	0	0	0	52	2021-22	4	0	0	0	52	2022-23	4	0	0	0	52	2023-24	4	0	0	0	52	TOTALS	164	11	35	46	34	TOTALS	190	47	36	83	90	TOTALS	190	47	36	83	90	TOTALS	190	47	36	83	90
Signed as a free agent on July 5, 2010; Became a free agent on July 1, 2012																																																																																																																	
WENDEL CLARK				LEFT WING				#17				DEFENSE				#23				LEFT WING				#17																																																																																									
YEAR	GP	G	A	TP	PIM	YEAR	GP	G	A	TP	PIM	YEAR	GP	G	A	TP	PIM	YEAR	GP	G	A	TP	PIM	YEAR	GP	G	A	TP	PIM	YEAR	GP	G	A	TP	PIM																																																																														
1998-99	65	28	14	42	35	2021-22	79	22	17	39	24	2011-12	68	4	11	15	30	2012-13	5	1	0	1	0	2013-14	11	1	0	1	4	2014-15	50	12	3	15	38	2015-16	17	0	2	2	21	2016-17	13	0	0	0	20	2017-18	72	1	15	17	50	2018-19	2	0	1	1	0	2019-20	3	0	0	0	0	2020-21	4	0	0	0	52	2021-22	4	0	0	0	52	2022-23	4	0	0	0	52	2023-24	4	0	0	0	52	TOTALS	295	29	47	76	251	TOTALS	190	47	36	83	90	TOTALS	190	47	36	83	90	TOTALS	190	47	36	83	90
Signed as a free agent on July 16, 1998; Traded to Detroit, with a 1999 sixth-round draft pick, for G Kevin Hodson and a 1999 second-round draft pick (RW Sheldon Keefe) on March 23, 1999																																																																																																																	
BEN CLYMER				DEFENSE				#7				DEFENSE				#23				LEFT WING				#17																																																																																									
YEAR	GP	G	A	TP	PIM	YEAR	GP	G	A	TP	PIM	YEAR	GP	G	A	TP	PIM	YEAR	GP	G	A	TP	PIM	YEAR	GP	G	A	TP	PIM	YEAR	GP	G	A	TP	PIM																																																																														
1999-00	60	2	6	8	21	2022-23	81	16	16	32	50	2011-12	68	4	11	15	30	2012-13	5	1	0	1	0	2013-14	11	1	0	1	4	2014-15	50	12	3	15	38	2015-16	17	0	2	2	21	2016-17	13	0	0	0	20	2017-18	72	1	15	17	50	2018-19	2	0	1	1	0	2019-20	3	0	0	0	0	2020-21	4	0	0	0	52	2021-22	4	0	0	0	52	2022-23	4	0	0	0	52	2023-24	4	0	0	0	52	TOTALS	295	29	47	76	251	TOTALS	190	47	36	83	90	TOTALS	190	47	36	83	90	TOTALS	190	47	36	83	90
Signed as a free agent on October 2, 1999; Became a free agent on July 1, 2004																																																																																																																	

MAXWELL CROZIER				DEFENSE				#65 CHRIS DINGMAN				LEFT WING				#11 GABRIEL DUMONT				CENTER				#61, 40																																																																																																																								
YEAR	GP	G	A	TP	PIM	YEAR	GP	G	A	TP	PIM	YEAR	GP	G	A	TP	PIM	YEAR	GP	G	A	TP	PIM	YEAR	GP	G	A	TP	PIM	YEAR	GP	G	A	TP	PIM																																																																																																													
2023-24	13	0	2	2	7	2001-02	14	0	4	4	103	2016-17	39	2	2	4	29	2017-18	7	0	0	0	4	2018-19	2	0	0	0	4	2019-20	3	0	0	0	4	2020-21	4	0	0	0	4	2021-22	4	0	0	0	4	2022-23	4	0	0	0	4	2023-24	4	0	0	0	4	TOTALS	173	3	11	14	356	TOTALS	173	3	11	14	356	TOTALS	173	3	11	14	356	TOTALS	173	3	11	14	356																																																													
Selected in the fourth round, 120th overall, at the 2019 NHL Entry Draft																																																																																																																																																
JOHN CULLEN				CENTER				#12				DEFENSE				#59				LEFT WING				#34																																																																																																																								
YEAR	GP	G	A	TP	PIM	YEAR	GP	G	A	TP	PIM	YEAR	GP	G	A	TP	PIM	YEAR	GP	G	A	TP	PIM	YEAR	GP	G	A	TP	PIM	YEAR	GP	G	A	TP	PIM																																																																																																													
1995-96	76	16	34	50	65	2005-06	3	0	0	0	19	2002-03	11	1	0	1	2	2003-04	23	1	1	2	63	2004-05	24	0	0	0	63	2005-06	34	0	1	1	2	2006-07	34	0	1	1	2	2007-08	34	0	1	1	2	2008-09	34	0	1	1	2	2009-10	34	0	1	1	2	2010-11	34	0	1	1	2	2011-12	34	0	1	1	2	2012-13	34	0	1	1	2	2013-14	34	0	1	1	2	2014-15	34	0	1	1	2	2015-16	34	0	1	1	2	2016-17	34	0	1	1	2	2017-18	34	0	1	1	2	2018-19	34	0	1	1	2	2019-20	34	0	1	1	2	2020-21	34	0	1	1	2	2021-22	34	0	1	1	2	2022-23	34	0	1	1	2	2023-24	34	0	1	1	2	TOTAL

ANDREW HUTCHINSON		DEFENSE				#6 TYLER JOHNSON	CENTER				#63,9 STEVE KASPER	CENTER				#11	
YEAR	GP	G	A	TP	PIM	YEAR	GP	G	A	TP	PIM	YEAR	GP	G	A	TP	PIM
2008-09	2	0	0	0	0	2012-13	14	3	3	6	6	1992-93	47	3	4	7	18
Signed as a free agent on July 9, 2008; Traded to Dallas for RW Lauri Tukonen on November 30, 2008																	
2013-14 82 24 26 50 26 Acquired from Philadelphia for LW Dan Vaincelle																	
2014-15 77 29 43 72 24 on December 8, 1992; Became a free agent, July 1, 1993																	
2015-16 69 14 24 38 20 1, 1993																	
2016-17 66 19 26 45 28																	
2017-18 81 21 29 50 24 BORIS KATCHOUK LEFT WING #13																	
2018-19 80 29 18 47 28 YEAR GP G A TP PIM																	
2019-20 65 14 17 31 16 2021-22 38 2 4 6 25																	
2020-21 55 8 14 22 16 Selected in the second round, 44th overall, at the																	
2021-22 55 8 14 22 16 2016 NHL Entry Draft; Traded to Chicago, with RW																	
2022-23 55 8 14 22 16 Taylor Raddysh, a 2022 first-round draft pick and a																	
2023-24 55 8 14 22 16 2024 first-round draft pick for LW Brandon Hagel,																	
2024-25 55 8 14 22 16 2024 second-round draft pick and a 2024 fourth-																	
2025-26 55 8 14 22 16 round draft pick on March 18, 2022																	
2026-27 55 8 14 22 16																	
2027-28 55 8 14 22 16																	
2028-29 55 8 14 22 16																	
2029-30 55 8 14 22 16																	
2030-31 55 8 14 22 16																	
2031-32 55 8 14 22 16																	
2032-33 55 8 14 22 16																	
2033-34 55 8 14 22 16																	
2034-35 55 8 14 22 16																	
2035-36 55 8 14 22 16																	
2036-37 55 8 14 22 16																	
2037-38 55 8 14 22 16																	
2038-39 55 8 14 22 16																	
2039-40 55 8 14 22 16																	
2040-41 55 8 14 22 16																	
2041-42 55 8 14 22 16																	
2042-43 55 8 14 22 16																	
2043-44 55 8 14 22 16																	
2044-45 55 8 14 22 16																	
2045-46 55 8 14 22 16																	
2046-47 55 8 14 22 16																	
2047-48 55 8 14 22 16																	
2048-49 55 8 14 22 16																	
2049-50 55 8 14 22 16																	
2050-51 55 8 14 22 16																	
2051-52 55 8 14 22 16																	
2052-53 55 8 14 22 16																	
2053-54 55 8 14 22 16																	
2054-55 55 8 14 22 16																	
2055-56 55 8 14 22 16																	
2056-57 55 8 14 22 16																	
2057-58 55 8 14 22 16																	
2058-59 55 8 14 22 16																	
2059-60 55 8 14 22 16																	
2060-61 55 8 14 22 16																	
2061-62 55 8 14 22 16																	
2062-63 55 8 14 22 16																	
2063-64 55 8 14 22 16																	
2064-65 55 8 14 22 16																	
2065-66 55 8 14 22 16																	
2066-67 55 8 14 22 16																	
2067-68 55 8 14 22 16																	
2068-69 55 8 14 22 16																	
2069-70 55 8 14 22 16																	
2070-71 55 8 14 22 16																	
2071-72 55 8 14 22 16																	
2072-73 55 8 14 22 16																	
2073-74 55 8 14 22 16																	
2074-75 55 8 14 22 16																	
2075-76 55 8 14 22 16																	
2076-77 55 8 14 22 16																	
2077-78 55 8 14 22 16																	
2078-79 55 8 14 22 16																	
2079-80 55 8 14 22 16																	
2080-81 55 8 14 22 16																	
2081-82 55 8 14 22 16																	
2082-83 55 8 14 22 16																	
2083-84 55 8 14 22 16																	
2084-85 55 8 14 22 16																	
2085-86 55 8 14 22 16																	
2086-87 55 8 14 22 16																	
2087-88 55 8 14 22 16																	
2088-89 55 8 14 22 16																	
2089-90 55 8 14 22 16																	
2090-91 55 8 14 22 16																	
2091-92 55 8 14 22 16																	
2092-93 55 8 14 22 16																	
2093-94 55 8 14 22 16																	
2094-95 55 8 14 22 16																	
2095-96 55 8 14 22 16																	
2096-97 55 8 14 22 16																	
2097-98 55 8 14 22 16																	
2098-99 55 8 14 22 16																	
2099-00 55 8 14 22 16																	
2100-01 55 8 14 22 16																	
2101-02 55 8 14 22 16																	
2102-03 55 8 14 22 16																	
2103-04 55 8 14 22 16																	
2104-05 55 8 14 22 16																	
2105-06 55 8 14 22 16																	
2106-07 55 8 14 22 16																	
2107-08 55 8 14 22 16																	
2108-09 55 8 14 22 16																	
2109-10 55 8 14 22 16																	
2110-11 55 8 14 22 16																	
2111-12 55 8 14 22 16																	
2112-13 55 8 14 22 16																	
2113-14 55 8 14 22 16																	
2114-15 55 8 14 22 16																	
2115-16 55 8 14 22 16																	
2116-17 55 8 14 22 16																	
2117-18 55 8 14 22 16																	
2118-19 55 8 14 22 16																	
2119-20 55 8 14 22 16																	
2120-21 55 8 14 22 16																	
2121-22 55 8 14 22 16																	
2122-23 55 8 14 22 16																	
2123-24 55 8 14 22 16																	
2124-25 55 8 14 22 16																	
2125-26 55 8 14 22 16																	
2126-27 55 8 14 22 16																	
2127-28 55 8 14 22 16																	
2128-29 55 8 14 22 16																	
2129-30 55 8 14 22 16																	
2130-31 55 8 14 22 16																	
2131-32 55 8 14 22 16																	
2132-33 55 8 14 22 16																	
2133-34 55 8 14 22 16																	
2134-35 55 8 14 22 16																	
2135-36 55 8 14 22 16																	
2136-37 55 8 14 22 16																	
2137-38 55 8 14 22 16																	
2138-39 55 8 14 22 16																	
2139-40 55 8 14 22 16																	
2140-41 55 8 14 22 16																	
2141-42 55 8 14 22 16																	
2142-43 55 8 14 22 16																	
2143-44 55 8 14 22 16																	
2144-45 55 8 14 22 16																	
2145-46 55 8 14 22 16																	
2146-47 55 8 14 22 16																	
2147-48 55 8 14 22 16																	
2148-49 55 8 14 22 16																	
2149-50 55 8 14 22 16																	
2150-51 55 8 14 22 16																	
2151-52 55 8 14 22 16																	
2152-53 55 8 14 22 16																	
2153-54 55 8 14 22 16																	
2154-55 55 8 14 22 16																	
2155-56 55 8 14 22 16																	
2156-57 55 8 14 22 16																	
2157-58 55 8 14 22 16																	
2158-59 55 8 14 22 16																	
2159-60 55 8 14 22 16																	
2160-61 55 8 14 22 16																	
2161-62 55 8 14 22 16																	
2162-63 55 8 14 22 16																	
2163-64 55 8 14 22 16																	
2164-65 55 8 14 22 16																	
2165-66 55 8 14 22 16																	
2166-67 55 8 14 22 16																	
2167-68 55 8 14 22 16																	
2168-69 55 8 14 22 16																	
2169-70 55 8 14 22 16																	
2170-71 55 8 14 22 16																	
2171-72 55 8 14 22 16																	
2172-73 55 8 14 22 16																	
2173-74 55 8 14 22 16																	
2174-75 55 8 14 22 16																	
2175-76 55 8 14 22 16																	
2176-77 55 8 14 22 16																	
2177-78 55 8 14 22 16																	
2178-79 55 8 14 22 16																	
2179-80 55 8 14 22 16																	
2180-81 55 8 14 22 16																	
2181-82 55 8 14 22 16																	
2182-83 55 8 14 22 16																	
2183-84 55 8 14 22 16																	
2184-85 55 8 14 22 16																	
2185-86 55 8 14 22 16																	
2186-87 55 8 14 22 16																	
2187-88 55 8 14 22 16																	
2188-89 55 8 14 22 16																	
2189-90 55 8 14 22 16																	
2190-91 55 8 14 22 16																	
2191-92 55 8 14 22 16																	
2192-93 55 8 14 22 16																	
2193-94 55 8 14 22 16																	
2194-95 55 8 14 22 16																	
2195-96 55 8 14 22 16																	
2196-97 55 8 14 22 16																	
2197-98 55 8 14 22 16																	
2198-99 55 8 14 22 16																	
2199-00 55 8 14 22 16																	
2200-01 55 8 14 22 16																	
2201-02 55 8 14 22 16																	
2202-03 55 8 14 22 16																	
2203-04 55 8 14 22 16																	
2204-05 55 8 14 22 16																	
2205-06 55 8 14 22 16																	
2206-07 55 8 14 22 16																	
2207-08 55 8 14 22 16																	
2208-09 55 8 14 22 16																	
2209-10 55 8 14 22 16																	
2210-11 55 8 14 22 16																	
2211-12 55 8 14 22 16																	
2212-13 55 8 14 22 16																	
2213-14 55 8 14 22 16																	
2214-15 55 8 14 22 16																	
2215-16 55 8 14 22 16																	
2216-17 55 8 14 22 16																	
2217-18 55 8 14 22 16																	
2218-19 55 8 14 22 16																	
2219-20 55 8 14 22 16																	
2220-21 55 8 14 22 16																	
2221-22 55 8 14 22 16																	
2222-23 55 8 14 22 16																	
2223-24 55 8 14 22 16																	
2224-25 55 8 14 22 16																	
2225-26 55 8 14 22 16																	
2226-27 55 8 14 22 16																	
2227-28 55 8 14 22 16																	
2228-29 55 8 14 22 16																	
2229-30 55 8 14 22 16																	
2230-31 55 8 14 22 16																	
2231-32 55 8 14 22 16																	
2232-33 55 8 14 22 16																	
2233-34 55 8 14 22 16																	
2234-35 55 8 14 22 16																	
2235-36 55 8 14 22 16																	
2236-37 55 8 14 22 16																	
2237-38 55 8 14 22 16																	
2238-39 55 8 14 22 16																	
2239-40 55 8 14 22 16																	
2240-41 55 8 14 22 16																	
2241-42 55 8 14 22 16																	
2242-43 55 8 14 22 16																	
2243-44 55 8 14 22 16																	
2244-45 55 8 14 22 16																	
2245-46 55 8 14 22 16																	
2246-47 55 8 14 22 16																	
2247-48 55 8 14 22 16																	
2248-49 55 8 14 22 16																	
2249-50 55 8 14 22 16																	
2250-51 55 8 14 22 16																	
2251-52 55 8 14 22 16																	
2252-53 55 8 14 22 16																	
2253-54 55 8 14 22 16																	
2254-55 55 8 14 22 16																	
2255-56 55 8 14 22 16																	
2256-57 55 8 14 22 16																	
2257-58 55 8 14 22 16																	
2258-59 55 8 14 22 16																	
2259-60 55 8 14 22 16																	
2260-61 55 8 14 22 16																	
2261-62 55 8 14 22 16																	
2262-63 55 8 14 22 16																	
2263-64 55 8 14 22 16																	
2264-65 55 8 14 22 16																	
2265-66 55 8 14 22 16																	
2266-67 55 8 14 22 16																	
2267-68 55 8 14 22 16																	
2268-69 55 8 14 22 16																	
2269-70 55 8 14 22 16																	
2270-71 55 8 14 22 16																	
2271-72 55 8 14 22 16																	
2272-73 55 8 14 22 16																	
2273-74 55 8 14 22 16																	
2274-75 55 8 14 22 16																	
2275-76 55 8 14 22 16																	
2276-77 55 8 14 22 16																	
2277-78 55 8 14 22 16																	
2278-79 55 8 14 22 16																	
2279-80 55 8 14 22 16																	
2280-81 55 8 14 22 16																	
2281-82 55 8 14 22 16																	
2282-83 55 8 14 22 16																	
2283-84 55 8 14 22 16																	
2284-85 55 8 14 22 16																	
2285-86 55 8 14 22 16																	
2286-87 55 8 14 22 16																	
2287-88 55 8 14 22 16																	
2288-89 55 8 14 22 16																	
2289-90 55 8 14 22 16																	
2290-91 55 8 14 22 16																	
2291-92 55 8 14 22 16																	
2292-93 55 8 14 22 16																	
2293-94 55 8 14 22 16																	
2294-95 55 8 14 22 16																	
2295-96 55 8 14 22 16																	
2296-97 55 8 14 22 16																	
2297-98 55 8 14 22 16																	
2298-99 55 8 14 22 16																	
2299-00 55 8 14 22 16																	
2300-01 55 8 14 22 16																	
2301-02 55 8 14 22 16																	
2302-03 55 8 14 22 16																	
2303-04 55 8 14 22 16																	
2304-05 55 8 14 22 16																	
2305-06 55 8 14 22 16																	
2306-07 55 8 14 22 16																	
2307-08 55 8 14 22 16																	
2308-09 55 8 14 22 16																	
2309-10 55 8 14 22 16																	
2310-11 55 8 14 22 16																	
2311-12 55 8 14 22 16																	
2312-13 55 8 14 22 16																	
2313-14 55 8 14 22 16																	
2314-15 55 8 14 22 16																	
2315-16 55 8 14 22 16																	
2316-17 55 8 14 22 16																	
2317-18 55 8 14 22 16																	
2318-19 55 8 14 22 16																	
2319-20 55 8 14 22 16																	
2320-21 55 8 14 22 16																	
2321-22 55 8 14 22 1																	

JUNIOR LESSARD	RIGHT WING	#42	PAUL MARA	DEFENSE	#22, 2	RYAN MCDONAGH	DEFENSE	#27	BRENDAN MIKKELSON	DEFENSE	#29	BRYAN MUIR	DEFENSE	#6	NIKITA NESTEROV	DEFENSE	#89		
YEAR	GP	G	A	TP	PIM	YEAR	GP	G	A	TP	PIM	YEAR	GP	G	A	TP	PIM		
2007-08	19	1	1	2	9	1998-99	1	1	2	1	3	2011-12	41	1	2	3	0		
Acquired from Dallas for D Dan Jancevski on January 15, 2008; Became a free agent on July 1, 2009						1999-00	54	7	11	18	73	2012-13	4	0	1	1	0		
						2000-01	6	10	16	40	2019-20	50	1	11	12	19	19		
						TOTALS	101	14	22	36	113	2020-21	50	4	8	12	34		
						Selected in the first round, seventh overall, at the 1997 NHL Entry Draft; Traded to Phoenix, with RW Mike Johnson, RW Ruslan Zainullin, and a 2001 second-round draft pick for G Nikolai Khabibulin and D Stan Neckar on March 5, 2001						TOTALS	267	20	79	99	83		
						EMIL LILLEBERG	DEFENSE	#78	1997 NHL Entry Draft; Traded to Phoenix, with RW Mike Johnson, RW Ruslan Zainullin, and a 2001 second-round draft pick for G Nikolai Khabibulin and D Stan Neckar on March 5, 2001										
YEAR	GP	G	A	TP	PIM	YEAR	GP	G	A	TP	PIM	YEAR	GP	G	A	TP	PIM		
2023-24	37	0	5	5	16	2018-19	17	0	5	5	6	2008-09	25	5	10	15	12		
PLAYOFFS	GP	G	A	TP	PIM	2019-20	22	1	4	5	10	2009-10	25	5	10	15	12		
2023-24	5	0	0	0	0	2020-21	23	0	4	5	14	2010-11	18	3	3	6	20		
Signed as a free agent on June 5, 2023						2021-22	23	1	4	8	23	TOTALS	26	1	6	7	17		
						TOTALS	89	2	21	23	46	Selected in the fifth round, 148th overall, at the 2011 NHL Entry Draft; Traded to Montreal for D Jonathan Racine and a 2017 sixth-round draft pick (C Cole Guttman) on January 27, 2017							
						CHRIS LIPUMA	DEFENSE	#40, 26	2014-15	2	1	0	1	17	2015-16	45	7	11	18
YEAR	GP	G	A	TP	PIM	YEAR	GP	G	A	TP	PIM	YEAR	GP	G	A	TP	PIM		
1992-93	15	0	5	5	34	TOTALS	47	8	11	19	17	2016-17	35	3	6	9	41		
1993-94	27	0	4	7	77	PLAYOFFS	GP	G	A	TP	PIM	2017-18	14	0	3	3	15		
1994-95	1	0	0	0	0	2014-15	0	0	0	0	0	TOTALS	119	8	20	28	77		
1995-96	21	0	0	0	13	2015-16	5	0	1	1	6	2018-19	17	1	5	6	8		
TOTALS	64	0	9	9	124	TOTALS	7	0	1	1	6	2019-20	9	0	1	1	9		
Signed as a free agent on June 29, 1992; Became a free agent, July 1, 1996.						2020-21	23	0	4	5	14	TOTALS	26	1	6	7	17		
						Acquired from Columbus, with LW Dalton Smith, for C Dana Tyrell and D Matt Taormina on March 5, 2014; Became a free agent on July 1, 2016						2021-22	23	0	1	1	9		
						BRAD LUKOWICH	DEFENSE	#37	2015-16	45	7	11	18	2016-17	35	3	6	9	
YEAR	GP	G	A	TP	PIM	YEAR	GP	G	A	TP	PIM	YEAR	GP	G	A	TP	PIM		
2002-03	70	1	14	15	46	YEAR	GP	G	A	TP	PIM	2017-18	19	10	8	18	12		
2003-04	79	5	14	19	24	YEAR	GP	G	A	TP	PIM	2018-19	75	13	34	47	30		
2007-08	59	1	6	7	20	1997-98	22	2	4	6	43	TOTALS	94	23	42	65	40		
TOTALS	208	7	34	41	90	Acquired from Edmonton, with C Steve Kelly and C Jason Bonsignore, for D Roman Hamrlik and the rights to C Paul Cormie on December 30, 1997; Traded to San Jose, with D David Shaw and a 1998 first-round draft pick, for LW Andrei Nazarov and a 1998 first-round draft pick (C Vincent Lecavalier) on March 24, 1998						PLAYOFFS	GP	G	A	TP	PIM		
2003-04	18	0	2	2	8	2019-20	64	9	14	23	71	2019-20	64	9	14	23	71		
TOTALS	27	0	3	3	8	2020-21	55	4	14	18	60	2021-22	81	11	16	27	134		
Acquired from Dallas, with a 2003 seventh-round draft pick (LW Jay Rosehill), for a 2002 second-round draft pick on June 22, 2002; Became a free agent on July 1, 2005; Signed as a free agent on July 3, 2007; Traded to San Jose, with D Dan Boyle, for D Matt Carle, D Ty Wishart, a 2009 first-round draft pick (traded to Ottawa), and a 2010 fourth-round draft pick (C James Mullin) on July 4, 2008						2022-23	80	5	9	14	150	2023-24	80	5	9	14	150		
						TOTALS	280	29	53	82	415	TOTALS	280	29	53	82	415		
						MIKE LUNDIN	DEFENSE	#39	2019-20	64	9	14	23	2020-21	55	4	14	18	
YEAR	GP	G	A	TP	PIM	YEAR	GP	G	A	TP	PIM	YEAR	GP	G	A	TP	PIM		
2007-08	81	0	6	6	16	2020-21	55	4	14	18	60	2021-22	81	11	16	27	134		
2008-09	25	0	2	2	4	2021-22	81	11	16	27	134	2022-23	80	5	9	14	150		
2009-10	49	3	10	13	18	2022-23	6	0	1	1	16	TOTALS	280	29	53	82			
2010-11	69	1	11	12	12	TOTALS	77	7	10	17	107	PLAYOFFS	GP	G	A	TP	PIM		
TOTALS	224	4	29	33	50	Signed as a free agent on August 24, 2019; Traded to the Minnesota Wild along with F Maxim Cajkovic for a 2024 seventh-round draft pick on July 1, 2023						2019-20	64	9	14	23	71		
Selected in the fourth round, 102nd overall, at the 2004 NHL Entry Draft; Became a free agent on July 1, 2011						DANICK MARTEL	LEFT WING	#62	2018-19	9	0	2	2	2019-20	25	1	2	2	
						YEAR	GP	G	A	TP	PIM	YEAR	GP	G	A	TP	PIM		
						2007-08	65	2	9	11	16	2020-21	23	2	2	6	37		
						Signed as a free agent on July 2, 2007; Became a free agent on July 1, 2008						2021-22	23	4	2	6	41		
						CRAIG MACDONALD	CENTER	#29	2018-19	9	0	2	2	2019-20	25	1	2	2	
YEAR	GP	G	A	TP	PIM	YEAR	GP	G	A	TP	PIM	YEAR	GP	G	A	TP	PIM		
2007-08	65	2	9	11	16	2019-20	64	9	14	23	71	2020-21	55	4	14	18	60		
Signed as a free agent on July 2, 2007; Became a free agent on July 1, 2008						2021-22	81	11	16	27	134	2022-23	80	5	9	14	150		
						TOTALS	77	6	8	14	50	TOTALS	280	29	53	82	415		
						Claimed off waivers from the Philadelphia Flyers on September 22, 2018; Traded to Florida for F Anthony Greco on February 20, 2020						PLAYOFFS	GP	G	A	TP	PIM		
						STEVE MARTINS	CENTER	#19	2018-19	9	0	2	2	2019-20	25	1	2	2	
YEAR	GP	G	A	TP	PIM	YEAR	GP	G	A	TP	PIM	YEAR	GP	G	A	TP	PIM		
2008-09	42	0	5	5	36	2019-20	64	9	14	23	71	2020-21	55	4	14	18	60		
Signed as a free agent on October 23, 2008; Became a free agent on July 1, 2009						2021-22	81	11	16	27	134	2022-23	6	0	1	1	16		
						TOTALS	77	6	8	14	50	TOTALS	77	7	10	17	107		
						Claimed off waivers from Ottawa on October 29, 1999; Traded to NY Islanders for a 2001 conditional draft pick on January 4, 2001						PLAYOFFS	GP	G	A	TP	PIM		
						TROY MALLETTE	LEFT WING	#16	2018-19	9	0	2	2	2019-20	25	1	2	2	
YEAR	GP	G	A	TP	PIM	YEAR	GP	G	A	TP	PIM	YEAR	GP	G	A	TP	PIM		
1997-98	3	0	0	0	7	1999-00	10	1	1	2	10	2000-01	20	1	1	2	13		
Signed as a free agent on October 2, 1997; Became a free agent on July 1, 1998						2001-02	20	1	1	2	10	2002-03	6	0	1	1	6		
						CHRIS MCPALINE	DEFENSE	#22	2018-19	9	0	2	2	2019-20	25	1	2	2	
YEAR	GP	G	A	TP	PIM	YEAR	GP	G	A	TP	PIM	YEAR	GP	G	A	TP	PIM		
1997-98	14	0	5	5	71	2008-09	52	2	14	16	36	2009-10	49	3	10	13	18		
2008-09	42	0	5	5	36	2009-10	49	3	10	13	18	2010-11	69	1	11	12	12		
Signed as a free agent on October 23, 2008; Became a free agent on July 1, 2009						2011-12	68	20	28	48	82	2012-13	24	6	2	8	22		
						2013-14	57	5	10	15	67	2014-15	34	2	8	8	22		
						TOTALS	342	92	109	201	388	TOTALS	64	0	7	7	22		
						Claimed off waivers from St. Louis, with G Rich Parent, for RW Stephane J.G. Richer on January 13, 2000; Traded to Atlanta for D Mikko Kuparinen on March 11, 2000						PLAYOFFS	GP	G	A	TP	PIM		
						RYAN MALONE	LEFT WING	#12, 6	1997-98	14	0	5	5	1998-99	67	5	7	12	

JASON RUFF				LEFT WING				#8, 20				CORY SARICH				DEFENSE				#21 MIKHAIL SERGACHEV				DEFENSE				#98							
YEAR	GP	G	A	TP	PIM	YEAR	GP	G	A	TP	PIM	YEAR	GP	G	A	TP	PIM	YEAR	GP	G	A	TP	PIM	YEAR	GP	G	A	TP	PIM	YEAR	GP	G	A	TP	PIM
1992-93	1	0	0	0	0	1999-00	17	0	2	2	42	2017-18	79	9	31	40	38	1998-99	19	1	1	2	10	2006-07	7	0	0	0	0	2003-04	31	1	6	7	36
1993-94	6	1	2	3	2	2000-01	73	1	8	9	106	2018-19	75	6	26	32	28	1999-00	4	0	0	0	6	2007-08	9	0	0	0	0	2005-06	80	4	19	23	30
TOTALS	7	1	2	3	2	2002-03	82	5	9	14	63	2020-21	56	4	26	30	30	TOTALS	11	1	2	2	16	TOTALS	16	0	0	0	4	TOTALS	111	5	25	30	66

Acquired from St. Louis, with a 1994 fourth-round draft pick (RW Dmitri Klevakin), a 1995 fifth-round draft pick (LW Konstantin Golokhvasto), and a 1996 sixth-round draft pick (D Nikolai Ignatov), for D Doug Crossman, LW Basil McRea, and a 1996 fourth-round draft pick on January 28, 1993; Became a free agent on July 1, 1996

DARREN RUMBLE				DEFENSE				#38			
YEAR	GP	G	A	TP	PIM	YEAR	GP	G	A	TP	PIM
2002-03	19	0	0	0	6	2005-06	5	0	1	1	4
2003-04	5	0	0	0	2	2006-07	6	0	0	0	5
TOTALS	24	0	0	0	8	TOTALS	45	0	5	5	37

Signed as a free agent on September 11, 2002; Became a free agent on July 1, 2004.

JAN RUTTA				DEFENSE				#44			
YEAR	GP	G	A	TP	PIM	YEAR	GP	G	A	TP	PIM
2018-19	14	0	2	2	4	2019-20	33	1	6	7	14
2019-20	33	1	6	7	14	2020-21	35	0	8	8	22
2020-21	35	0	8	8	22	2021-22	76	3	15	18	47
TOTALS	158	4	31	35	87	TOTALS	158	4	31	35	87

Acquired from Buffalo, with C Brian Holzinger, C Wayne Primeaux, and a 2000 third-round draft pick (LW Alexander Kharitonov), for C Chris Gratton and a 2001 second-round draft pick on March 10, 2000; Became a free agent on July 1, 2007

MARTIN ST. LOUIS				RIGHT WING				#26			
YEAR	GP	G	A	TP	PIM	YEAR	GP	G	A	TP	PIM
2000-01	78	18	22	40	12	2001-02	53	16	19	35	20
2002-03	82	33	37	70	24	2003-04	82	38	56	94	28
2005-06	80	31	30	61	28	2006-07	82	43	59	102	26
2007-08	82	25	58	83	26	2008-09	82	30	50	80	14
2009-10	82	29	65	94	12	2010-11	82	31	68	99	16
2011-12	77	25	49	74	16	2012-13	48	17	43	60	14
2013-14	62	29	32	61	6	TOTALS	972	365	588	953	254

Acquired from Chicago, with a 2019 seventh-round pick (LW Mikhail Shalagin), for D Slater Koekkoek and a 2019 fifth-round pick on Jan. 11, 2019; Became a free agent on July 13, 2022.

SAMI SALO				DEFENSE				#6			
YEAR	GP	G	A	TP	PIM	YEAR	GP	G	A	TP	PIM
2012-13	46	2	15	17	16	2013-14	71	4	13	17	18
TOTALS	117	6	28	34	34	TOTALS	117	6	28	34	34

Signed as a free agent, July 1, 2012; Became a free agent on July 1, 2014

KJELL SAMUELSSON				DEFENSE				#28			
YEAR	GP	G	A	TP	PIM	YEAR	GP	G	A	TP	PIM
1998-99	46	1	4	5	38	1999-00	46	1	4	5	38
TOTALS	92	2	8	10	76	TOTALS	92	2	8	10	76

Signed as a free agent on October 13, 1998; Retired on April 18, 1999

MATT SMABY				DEFENSE				#32			
YEAR	GP	G	A	TP	PIM	YEAR	GP	G	A	TP	PIM
2007-08	14	0	0	0	0	2008-09	43	0	4	4	20
2009-10	33	0	2	2	27	2010-11	32	0	0	0	16
TOTALS	122	0	6	6	106	TOTALS	122	0	6	6	106

Acquired from Columbus, with a 2004 fourth-round draft pick (D Mike Lundin), for C Alexander Svitov and a 2004 third-round draft pick on January 27, 2004; Traded to Dallas for a 2008 fourth-round draft pick (traded to Ottawa) on July 15, 2006

MICHAL SYKORA				DEFENSE				#23			
YEAR	GP	G	A	TP	PIM	YEAR	GP	G	A	TP	PIM
1998-99	10	1	2	3	0	2003-04	31	1	6	7	36
TOTALS	11	2	4	3	0	TOTALS	111	5	25	30	66

Acquired from Chicago for G Mark Fitzpatrick and a 1999 fourth-round draft pick on July 17, 1998; Became a free agent on July 1, 1999

PAUL SZCZECZURA				CENTER				#38			
YEAR	GP	G	A	TP	PIM	YEAR	GP	G	A	TP	PIM
2008-09	31	4	5	9	12	2009-10	52	5	2	7	18
TOTALS	83	9	7	16	30	TOTALS	83	9	7	16	30

Signed as a free agent on April 24, 2008; Became a free agent on July 1, 2011

PETER TAGLIANETTI				DEFENSE				#32			
YEAR	GP	G	A	TP	PIM	YEAR	GP	G	A	TP	PIM
1992-93	61	1	8	9	150	2003-04	31	1	6	7	36
TOTALS	92	2	14	16	166	TOTALS	92	2	14	16	166

Selected from Pittsburgh in the 1992 NHL Expansion Draft; Traded to Pittsburgh for a 1993 third-round draft pick (compensated to Florida) on March 22, 1993

ALEX TANGUAY				LEFT WING				#13			
YEAR	GP	G	A	TP	PIM	YEAR	GP	G	A	TP	PIM
2009-10	80	10	27	37	32	2010-11	82	3	15	18	47
TOTALS	162	13	42	55	64	TOTALS	162	13	42	55	64

Signed as a free agent on September 1, 2009; Became a free agent on July 1, 2010

MATT TAORMINA				DEFENSE				#55, 20			
YEAR	GP	G	A	TP	PIM	YEAR	GP	G	A	TP	PIM
2012-13	2	0	0	0	0	2013-14	7	0	0	0	0
2015-16	3	0	0	0	0	2016-17	3	0	0	0	0
TOTALS	9	0	0	0	0	TOTALS	9	0	0	0	0

Signed as a free agent on July 1, 2012; Traded to Columbus, with C Dana Tyrell, for C Jonathan Marchessault and LW Dalton Smith on March 5, 2014; Signed as a free agent on July 1, 2015; Became a free agent on July 1, 2017

NICK TARNASKY				CENTER				#74			
YEAR	GP	G	A	TP	PIM	YEAR	GP	G	A	TP	PIM
2005-06	12	0	1	1	4	2006-07	77	5	4	9	80
2007-08	80	6	4	10	78	2008-09	82	2	0	0	0
TOTALS	169	11	9	20	162	TOTALS	169	11	9	20	162

Selected in the ninth round, 287th overall, at the 2003 NHL Entry Draft; Traded to Nashville for a 2009 sixth-round draft pick (G Jaroslav Janus) on September 29, 2008

TIM TAYLOR				CENTER				#27			
YEAR	GP	G	A	TP	PIM	YEAR	GP	G	A	TP	PIM
2001-02	48	4	4	8	25	2002-03	82	4	8	12	38
2003-04	82	7	15	22	25	2005-06	82	7	6	13	22
2006-07	71	1	5	6	16	2007-08	71	1	5	6	16
TOTALS	365	23	38	61	126	TOTALS	365	23	38	61	126

Selected in the first round, third overall, at the 9 2001 NHL Entry Draft; Traded to Columbus, with 2 a 2004 third-round draft pick, for D Darryl Sydor and 2004 fourth-round draft pick (D Mike Lundin) on January 27, 2004

PETR SVOBODA				DEFENSE				#23			
YEAR	GP	G	A	TP	PIM	YEAR	GP	G	A	TP	PIM
1998-99	59	5	18	23	81	1999-00	70	2	23	25	170
2000-01	19	1	3	4	41	2001-02	48	4	4	8	25
TOTALS	148	8	44	52	292	TOTALS	148	8	44	52	292

Acquired from Philadelphia for D Karl Dykhuis on December 28, 1998; Retired on May 1, 2002

BEN THOMAS				DEFENSE				#56			
YEAR	GP	G	A	TP	PIM	YEAR	GP	G	A	TP	PIM
2020-21	5	0	0	0	0	2021-22	5	0	0	0	0
TOTALS	5	0	0	0	0	TOTALS	5	0	0	0	0

Selected in the fourth round, 119th overall, at the 2014 NHL Draft; Became a free agent July 28, 2021

ANDREI SKOPINTSEV				DEFENSE				#46 KARL STEWART				LEFT WING				#61 DARRYL SYDOR				DEFENSE				#55, 5					
YEAR	GP	G	A	TP	PIM	YEAR	GP	G	A	TP	PIM	YEAR	GP	G	A	TP	PIM	YEAR	GP	G	A	TP	PIM	YEAR	GP	G	A	TP	PIM
1998-99	19	1	1	2	10	2006-07	7	0	0	0	0	2003-04	31	1	6	7	36												
1999-00	4	0	0	0	6	2007-08	9	0	0	0	2	2005-06	80	4	19	23	30												
TOTALS	23	1	1	2	16	TOTALS	16	0	0	0	4	TOTALS	111	5	25	30	66												

Selected in the third round, 153rd overall, at the 1997 NHL Entry Draft; Became a free agent on July 1, 2000

MATT SMABY				DEFENSE				#32			
YEAR	GP	G	A	TP	PIM	YEAR	GP	G	A	TP	PIM
2007-08	14	0	0	0	0	2008-09	43	0	4	4	20
2009-10	33	0	2	2	27	2010-11	32	0	0	0	16
TOTALS	122	0	6	6	106	TOTALS	122	0	6	6	106

Acquired from St. Louis for a 2003 second-round draft pick on June 21, 2003; Became a free agent on July 1, 2004

GEMEL SMITH				CENTER				#46			
YEAR	GP	G	A	TP	PIM	YEAR	GP	G	A	TP	PIM
2019-20	3	1	0	1	4	2015-16	82	9	30	39	20
2020-21	5	0	3	3	11	2016-17	73	5	17	22	18
TOTALS	8	1	3	4	15	TOTALS	355	29	101	130	92

Signed as a free agent on July 7, 2019

TREVOR SMITH				CENTER				#24			
YEAR	GP										

CEDRICK DESJARDINS													#30
YEAR	GP	MIN	GAA	W	L	OTL	SO	GA	SA	SPCT			
2010-11	2	121	1.00	2	0	0	0	2	63	.968			
2012-13	3	160	3.00	0	3	0	0	8	73	.890			
2013-14	1	18	6.67	0	1	0	0	2	13	.846			
TOTALS	6	199	3.56	2	4	0	0	12	149	.901			

Acquired from Montreal for G Karri Ramo on August 16, 2010; Became a free agent on July 1, 2011; Acquired from Montreal for G Dustin Tokarski on February 14, 2013; Became a free agent on July 1, 2014

LOUIS DOMINGUE													#70
YEAR	GP	MIN	GAA	W	L	OTL	SO	GA	SA	SPCT			
2017-18	12	686	2.89	7	3	1	0	33	384	.914			
2018-19	26	1,561	2.88	21	5	0	0	75	812	.908			
TOTALS	38	2,247	3.10	28	8	1	0	108	1,196	.910			

Acquired from Arizona for G Michael Leighton and F Tye McGinn on November 14, 2017; Traded to New Jersey for a conditional 2021 seventh-round draft pick on November 2, 2019

BRIAN EKLUUD													#40
YEAR	GP	MIN	GAA	W	L	OTL	SO	GA	SA	SPCT			
2005-06	1	58	3.10	0	1	0	0	3	19	.842			
Selected in the seventh round, 226th overall, at the 2000 NHL Entry Draft; Traded to Boston for LW Zdenek Blatny on February 8, 2006													

BRIAN ELLIOTT													#1
YEAR	GP	MIN	GAA	W	L	OTL	SO	GA	SA	SPCT			
2021-22	19	1,063	2.43	11	4	3	1	43	489	.912			
2022-23	22	1,325	3.40	12	8	2	2	75	689	.891			
TOTALS	41	2,388	2.96	23	12	5	3	118	1,178	.900			

Signed as a free agent on July 28, 2021; Became a free agent July 1, 2023

DAN ELLIS													#30
YEAR	GP	MIN	GAA	W	L	OTL	SO	GA	SA	SPCT			
2010-11	31	1,679	2.93	13	7	6	2	82	741	.889			
Signed as a free agent on July 1, 2010; Traded to Anaheim for G Curtis McElhinney on February 24, 2011													

MARK FITZPATRICK													#30
YEAR	GP	MIN	GAA	W	L	OTL	SO	GA	SA	SPCT			
1997-98	34	1,938	3.16	7	24	1	1	102	975	.895			
Acquired from Florida, with RW Jody Hull, for RW Dino Ciccarelli and D Jeff Norton on January 15, 1998; Traded to Chicago, with a 1999 fourth-round draft pick, for D Michal Sykora on July 17, 1998													

WADE FLAHERTY													#31
YEAR	GP	MIN	GAA	W	L	OTL	SO	GA	SA	SPCT			
2000-01	2	118	4.07	0	2	0	0	8	55	.855			
Acquired from NY Islanders for a conditional 2001 draft pick on February 16, 2001; Became a free agent on July 1, 2001													

MATHIEU GARON													#32
YEAR	GP	MIN	GAA	W	L	OTL	SO	GA	SA	SPCT			
2011-12	48	2,384	2.85	23	16	4	1	118	1,191	.901			
2012-13	18	910	2.90	5	9	2	0	44	427	.897			
TOTALS	66	3,294	2.86	28	27	6	1	162	1,618	.900			

Signed as a free agent on July 1, 2011; Became a free agent on July 5, 2013

CHRISTOPHER GIBSON													#33
YEAR	GP	MIN	GAA	W	L	OTL	SO	GA	SA	SPCT			
2020-21	2	112	2.66	1	1	0	0	5	40	.875			
Signed as a free agent October 9, 2020													

JOHN GRAHAME													#47
YEAR	GP	MIN	GAA	W	L	OTL	SO	GA	SA	SPCT			
2002-03	17	914	2.23	6	5	4	2	34	424	.920			
2003-04	29	1,688	2.06	18	9	1	1	58	664	.913			
2005-06	57	3,152	2.69	29	22	0	5	161	1,450	.889			
TOTALS	103	5,754	2.63	53	36	5	8	253	2,538	.900			
PLAYOFFS	GP	MIN	GAA	W	L	OTL	SO	GA	SA	SPCT			
2002-03	1	111	1.08	0	1	0	0	2	48	.958			
2003-04	1	34	3.53	0	0	0	0	2	17	.882			
2005-06	4	188	4.79	1	3	0	0	15	98	.847			
TOTALS	6	333	3.42	1	4	0	0	19	163	.883			

Acquired from Boston for a 2004 fourth-round draft pick on January 13, 2003; Became a free agent on July 1, 2006

KRISTERS GUDLEVSKIS													#37
YEAR	GP	MIN	GAA	W	L	OTL	SO	GA	SA	SPCT			
2013-14	1	60	2.00	1	0	0	0	2	38	.947			
2015-16	1	60	1.00	0	0	1	0	1	32	.969			
2016-17	1	12	0	0	0	0	0	0	3	1.000			
TOTALS	3	132	1.37	1	0	1	0	3	73	.959			
PLAYOFFS	GP	MIN	GAA	W	L	OTL	SO	GA	SA	SPCT			
2013-14	2	40	3.00	0	1	0	0	2	20	.900			

Selected in the fifth round, 124th overall, at the 2013 NHL Entry Draft; Traded to NY Islanders for F Carter Verhaeghe on July 1, 2017

RIKU HELENIUS													#35
YEAR	GP	MIN	GAA	W	L	OTL	SO	GA	SA	SPCT			
2008-09	1	7	0.00	0	0	0	0	0	2	1.000			
Selected in the first round, 15th overall, at the 2006 NHL Entry Draft; Became a free agent on July 1, 2011; Signed as a free agent on June 14, 2012; Placed on waivers on February 22, 2014													

KEVIN HODSON													#31, 35
YEAR	GP	MIN	GAA	W	L	OTL	SO	GA	SA	SPCT			
1998-99	5	238	2.77	2	1	1	0	11	118	.907			
1999-00	24	769	3.67	2	7	4	0	47	327	.856			
2002-03	7	283	2.54	0	3	1	0	12	101	.881			
TOTALS	36	1,290	3.25	4	11	6	0	70	546	.872			

Acquired from Detroit, with a 1999 second-round draft pick (RW Sheldon Keefe), for LW Wendel Clark and a 1999 sixth-round draft pick on March 23, 1999; Traded to Montreal for a 2000 seventh-round draft pick (traded to Philadelphia) on June 2, 2000; Signed as a free agent on May 29, 2002; Retired on January 16, 2003

JOHAN HOLMQVIST													#40
YEAR	GP	MIN	GAA	W	L	OTL	SO	GA	SA	SPCT			
2006-07	48	2,548	2.85	27	15	3	1	121	1,134	.893			
2007-08	45	2,469	3.01	20	16	6	2	124	1,129	.890			
TOTALS	93	5,017	2.93	47	31	9	3	245	2,263	.892			
Signed as a free agent on July 1, 2006; Traded to Dallas, with C Brad Richards, for G Mike Smith, C Jeff Halpern, LW Jussi Jokinen, and a 2009 fourth-round draft pick (traded to Minnesota) on February 26, 2008													

PAT JABLONSKI													#35
YEAR	GP	MIN	GAA	W	L	OTL	SO	GA	SA	SPCT			
1992-93	43	2,268	3.97	8	24	4	1	150	1,194	.874			
1993-94	15	834	3.88	5	6	3	0	54	374	.856			
TOTALS	58	3,102	3.95	13	30	7	1	204	1,568	.870			

Acquired from St. Louis, with RW Steve Tuttle, RW Darin Kimble, and D Rob Robinson, for a 1994 fourth-round draft pick, a 1995 fifth-round draft pick, and a 1996 sixth-round draft pick on June 19, 1992; Traded to Toronto for cash considerations on February 21, 1994

JONAS JOHANSSON													#31
YEAR	GP	MIN	GAA	W	L	OTL	SO	GA	SA	SPCT			
2023-24	26	1,477	3.37	12	7	5	2	83	752	.890			
Signed as a free agent July 1, 2023.													

NIKOLAI KHABIBULIN													#35
YEAR	GP	MIN	GAA	W	L	OTL	SO	GA	SA	SPCT			
2000-01	2	123	2.93	1	1	0	0	6	69	.913			
2001-02	70	3,896	2.36	24	32	10	7	153	1,914	.920			
2002-03	65	3,787	2.47	30	22	11	4	156	1,760	.911			
2003-04	55	3,274	2.33	28	19	7	3	127	1,414	.910			
TOTALS	192	11,080	2.39	83	74	28	14	442	5,157	.914			
PLAYOFFS	GP	MIN	GAA	W	L	OTL	SO	GA	SA	SPCT			
2002-03	10	644	2.42	5	5	0	0	26	299	.913			
2003-04	23	1,401	1.71	16	7	5	4	60	598	.933			
TOTALS	33	2,045	1.94	21	12	5	6	86	897	.926			

Acquired from Phoenix, with D Stan Neckar, for RW Mike Johnson, D Paul Mara, RW Ruslan Zainullin, and a 2001 second-round draft pick on March 5, 2001; Became a free agent on July 1, 2005

DIETER KOCHAN													#35
YEAR	GP	MIN	GAA	W	L	OTL	SO	GA	SA	SPCT			
1999-00	5	238	4.29	1	4	0	0	17	111	.847			
2000-01	10	314	3.44	0	3	0	0	18	138	.870			
2001-02	5	237	4.05	0	3	1	0	16	129	.876			
TOTALS	20	789	3.88	1	10	1	0	51	378	.865			

Signed as a free agent on March 27, 2000; Became a free agent on July 1, 2002

OLAF KOLZIG													#37
YEAR	GP	MIN	GAA	W	L	OTL	SO	GA	SA	SPCT			
2008-09	8	410	3.66	2	4	1	0	25	220	.898			
Signed as a free agent on July 1, 2008; Traded to Toronto, with D Jamie Heward, D Andy Rogers, and a 2009 fourth-round draft pick, for D Richard Pietot on March 4, 2009													

EVGENY KONSTANTINOV													#1
YEAR	GP	MIN	GAA	W	L	OTL	SO	GA	SA	SPCT			
2000-01	1	0	0.00	0	0	0	0	0	0	.000			
2002-03	1	20	3.00	0	0	0	0	1	6	.833			
TOTALS	2	20	3.00	0	0	0	0	1	6	.833			

ANDREI VASILEVSKIY											#88
YEAR	GP	MIN	GAA	W	L	OTL	SO	GA	SA	SPCT	
2014-15	16	864	2.36	7	5	1	1	34	415	.893	
2015-16	24	1,259	2.76	11	10	0	1	58	646	.910	
2016-17	50	2,832	2.61	23	17	7	2	123	1,480	.917	
2017-18	65	3,825	2.62	44	17	3	8	167	2,075	.919	
2018-19	53	3,204	2.40	39	10	4	6	128	1,585	.925	
2019-20	52	3,122	2.56	35	14	3	3	133	1,605	.917	
2020-21	42	2,523	2.21	31	10	1	5	93	1,237	.925	
2021-22	63	3,761	2.49	39	18	5	2	156	1,868	.916	
2022-23	60	3,596	2.65	34	22	4	4	159	1,875	.915	
2023-24	52	3,063	2.90	30	20	2	2	148	1,477	.900	
TOTALS	477	28,049	2.56	293	143	30	34	1,199	13,192	.917	
PLAYOFFS											#88
GP	MIN	GAA	W	L	OTL	SO	GA	SA	SPCT		
2014-15	4	113	3.19	1	1	0	0	6	57	.895	
2015-16	8	434	2.76	3	4	0	0	20	267	.925	
2017-18	17	999	2.58	11	6	0	0	43	524	.918	
2018-19	4	236	3.83	0	4	0	0	15	104	.856	
2019-20	25	1,708	1.90	18	7	1	5	54	740	.927	
2020-21	23	1,390	1.90	16	7	5	4	44	699	.937	
2021-22	23	1,403	2.52	14	9	1	5	59	752	.922	
2022-23	6	388	3.56	2	4	0	0	23	184	.875	
2023-24	5	298	3.22	1	4	0	0	16	156	.897	
TOTALS	115	6,968	2.41	66	44	7	280	3,483	.920		

Selected in the first round, 19th overall, at the 2012 NHL Entry Draft

YOUNGEST & OLDEST PLAYERS

YOUNGEST

RANK	PLAYER	POS	BIRTHDATE	FIRST GAME	AGE
1.	Chris Gratton	C	July 5, 1975	Oct. 6, 1993	18 yrs., 3 mos., 1 day
2.	Vincent Lecavalier	C	April 21, 1980	Oct. 9, 1998	18 yrs., 5 mos., 18 days
3.	Roman Hamrlik	D	April 12, 1974	Oct. 7, 1992	18 yrs., 5 mos., 25 days
4.	Steven Stamkos	C	February 7, 1990	Oct. 4, 2008	18 yrs., 8 mos., 27 days
5.	Jason Wiemer	LW	April 14, 1976	Jan. 20, 1995	18 yrs., 9 mos., 6 days

OLDEST

RANK	PLAYER	POS	BIRTHDATE	LAST GAME	AGE
1.	Gary Roberts	LW	May 23, 1966	March 1, 2009	42 yrs., 9 mos., 28 days
2.	Dwayne Roloson	G	Oct. 12, 1969	April 7, 2012	42 yrs., 5 mos., 26 days
3.	Dave Andreychuk	LW	Sept. 29, 1963	January 7, 2006	42 yrs., 3 mos., 8 days
4.	Mark Recchi	RW	February 1, 1968	March 1, 2009	41 yrs., 1 mon.
5.	Sami Salo	D	Sept. 2, 1974	April 18, 2014	40 yrs., 7 mos., 16 days
6.	Kjell Samuelsson	D	Oct. 18, 1958	April 16, 1999	40 yrs., 5 mos., 28 days

KEVIN WEEKES											#80
YEAR	GP	MIN	GAA	W	L	OTL	SO	GA	SA	SPCT	
2000-01	61	3,378	3.14	20	33	3	4	177	1,742	.898	
2001-02	19	830	2.89	3	9	0	2	40	470	.915	
TOTALS	80	4,208	3.09	23	42	3	6	217	2,212	.902	

Acquired from NY Islanders, with D Kristian Kudroc and a 2001 second-round draft pick (traded to Phoenix), for a 2000 first-round draft pick, a 2000 fourth-round draft pick, and a 2000 seventh-round draft pick on June 24, 2000; Traded to Carolina for LW Chris Dingman and RW Shane Willis on March 5, 2002

DEREK WILKINSON											#35
YEAR	GP	MIN	GAA	W	L	OTL	SO	GA	SA	SPCT	
1995-96	4	200	4.50	0	3	0	0	15	105	.857	
1996-97	5	169	4.26	0	2	1	0	12	72	.833	
1997-98	8	311	3.28	2	4	1	0	17	148	.885	
1998-99	5	253	3.08	1	3	1	0	13	129	.899	
TOTALS	22	933	3.67	3	12	3	0	57	454	.874	

Selected in the seventh-round, 145th overall, at the 1992 NHL Entry Draft; Became a free agent on July 1, 1999

WENDELL YOUNG											#1
YEAR	GP	MIN	GAA	W	L	OTL	SO	GA	SA	SPCT	
1992-93	31	1,591	3.66	7	19	2	0	97	758	.872	
1993-94	9	480	2.50	2	3	1	1	20	211	.905	
TOTALS	40	2,071	3.39	9	22	3	1	117	969	.879	

Selected from Pittsburgh in the 1992 NHL Expansion Draft; Traded to Pittsburgh for future considerations on February 16, 1995

TEAM FIRSTS

Game	October 7, 1992 vs Chicago	Game-Winning Goal Against	Neal Broten at 13: of 2nd period, October 10, 1992 vs Minnesota
Victory	October 7, 1992 vs Chicago 7-3	Game-Tying Goal	Brian Bradley at 15:47 of 3rd period, October 11, 1992 at Chicago
Home Victory	October 7, 1992 vs Chicago 7-3	Game-Tying Goal Against	Calle Johansson at 12:10 of 3rd period, November 6, 1992 at Washington
Road Victory	October 13, 1992 vs St. Louis 2-1	Empty-Net Goal	Brian Bradley at 19:12 of 3rd period, October 13, 1992 at St. Louis
Tie	October 11, 1992 at Chicago 4-4	Empty-Net Goal Against	Gary Roberts at 19:36 of 3rd period, November 14, 1992 vs Calgary
Home Tie	January 24, 1993 vs Minnesota 2-2	Hat Trick	Chris Kontos, October 7, 1992 vs Chicago (4-0-4)
Road Tie	October 11, 1992 at Chicago 4-4	Hat Trick Against	Evgeny Davydov, November 17, 1992 vs Winnipeg (3-0-3)
Defeat	October 10, 1992 vs Minnesota 2-1	Overtime Goal	Doug Crossman at 1:16 of OT, November 7, 1992 at NY Islanders
Home Defeat	October 22, 1992 vs Toronto 5-2	Overtime Goal Against	Bob Sweeney at 2:30 of OT, October 16, 1992 at Buffalo
Road Defeat	October 10, 1992 vs Minnesota 2-1	Shootout Victory	November 23, 2005 at Washington, 4-3
Shutout	November 13, 1992 vs Ottawa 1-0	Shootout Defeat	October 13, 2005 vs. Buffalo, 3-2
Shutout Against	December 18, 1992 vs New Jersey 2-0	Penalty	Mike Hartman (Interference) at 2:28 of 1st period, October 7, 1992 vs Chicago
Shot on Goal	Stan Drulia at 1:44 of 1st period, October 7, 1992 vs Chicago	Power Play Attempt	2:57 of 1st period, October 7, 1992 vs Chicago (high-sticking on Steve Larmer)
Shot on Goal Against	Chris Chelios at 20 of 1st period, October 7, 1992 vs Chicago	Penalty Shot	Brian Bradley, October 22, 1992 vs Toronto (unsuccessful)
Goal	Chris Kontos at 4:43 of 1st period, October 7, 1992 vs Chicago	Penalty Shot Against	Pierre Turgeon, November 7, 1992 at NY Islanders (successful)
Goal Against	Cam Russell at 13:19 of 1st period, October 7, 1992 vs Chicago	Successful Penalty Shot	Mikael Andersson, December 15, 1992 at Los Angeles
Assist	Rob Zamuner and Adam Creighton at 4:43 of 1st period, October 7, 1992 vs Chicago	Successful Penalty Shot Against	Pierre Turgeon, November 7, 1992 at NY Islanders
Assist Against	Ed Belfour at 13:19 of 1st period, October 7, 1992 vs Chicago	Starting Lineup	Mikael Andersson, Adam Creighton, Chris Kontos, Rob Ramage, Peter Taglianetti, Wendell Young
Power Play Goal	Chris Kontos at 4:43 of 1st period, October 7, 1992 vs Chicago		
Power Play Goal Against	Steve Larmer at 7:49 of 1st period, October 11, 1992 at Chicago		
Shorthanded Goal	Mikael Andersson at 8:18 of 2nd period, October 15, 1992 vs Toronto		
Shorthanded Goal Against	Gary Suter at 2:18 of 2nd period, November 14, 1992 vs Calgary		
Game-Winning Goal	Ken Hodge at 14:09 of 1st period, October 7, 1992 vs Chicago		

AMALIE ARENA FIRSTS

Game	October 20, 1996 vs NY Rangers
Victory	October 20, 1996 vs NY Rangers 5-2
Tie	October 29, 1996 vs Chicago 2-2
Defeat	October 24, 1996 vs Ottawa 5-2
Shutout	November 19, 1996 vs Los Angeles 3-0
Shutout Against	November 27, 1996 vs Buffalo 3-0
Goal	Brian Bradley at 11:46 of 1st period, October 20, 1996 vs NY Rangers
Goal Against	Wayne Gretzky at 13:45 of 1st period, October 20, 1996 vs NY Rangers
Assist	Rob Zamuner at 11:46 of 1st period, October 20, 1996 vs NY Rangers
Assist Against	Niklas Sundstrom at 13:45 of 1st period, October 20, 1996 vs NY Rangers
Power Play Goal	Roman Hamrlík at 18:20 of 2nd period, October 20, 1996 vs NY Rangers
Power Play Goal Against	Daniel Goneau at 4:32 of 3rd period, October 20, 1996 vs NY Rangers
Shorthanded Goal	Rob Zamuner at 18:57 of 2nd period, November 19, 1996 vs Los Angeles Kings
Shorthanded Goal Against	Steve Duchesne at 12:50 of 2nd period, October 24, 1996 vs Ottawa
Game-Winning Goal	Alex Selivanov at 55 of 2nd period, October 20, 1996 vs NY Rangers
Game-Winning Goal Against	Steve Duchesne at 12:50 of 2nd period, October 24, 1996 vs Ottawa
Game-Tying Goal	John Cullen at 19:16 of 3rd period, November 8, 1996 vs Pittsburgh

TEAM HISTORY

May 1, 1990	Phil Esposito announces his intention to vie for an NHL franchise in Tampa Bay.
Sept. 12, 1990	Esposito announces that the franchise, if awarded, will be called the Tampa Bay Lightning.
Sept. 19, 1990	In an exhibition game sponsored by Esposito and the Tampa Bay Hockey Group, a crowd of 25,581 - at that time, the largest to ever see an NHL game - watches the Pittsburgh Penguins skate to a 5-3 victory against Wayne Gretzky and the Los Angeles Kings at the Florida Suncoast Dome (now Tropicana Field).
Nov. 1, 1990	NHL representatives make their first official visit to Tampa Bay and give the area positive reviews.
Dec. 6, 1990	NHL President John A. Ziegler announces that Tampa Bay and Ottawa have been awarded conditional franchises, to begin play in 1992-93.
Mar. 25, 1991	The Lightning unveil the team's colors (black, blue, silver & white) and logos.
Apr. 4, 1991	Tony Esposito is hired as director of hockey operations.
June 4, 1991	At a news conference, the Lightning's home and road uniforms are unveiled.
Sept. 19, 1991	The Lightning receive approval for a restructured partnership with Lightning, Partners, Inc. (owned by Kokusai Green Co.,Ltd.) assuming the role of general partner.
Dec. 16, 1991	The NHL grants permanent membership status to the Lightning and Ottawa Senators.
Jan. 9, 1991	The NHL announces the Lightning will play their inaugural season as members of the Norris Division of the Clarence Campbell Conference.
Apr. 22, 1992	The Lightning sign an agreement with the Florida State Fair grounds to have Expo Hall serve as the team's inaugural season home.

Game-Tying Goal Against	Eric Weinrich at 6:50 of 3rd period, October 29, 1996 vs Chicago
Empty-Net Goal	Roman Hamrlík at 19:30 of 3rd period, December 31, 1996 vs NY Rangers
Empty-Net Goal Against	Alexei Yashin at 19:42 of 3rd period, October 24, 1996 vs Ottawa
Hat Trick	Dino Ciccarelli, November 8, 1996 vs Pittsburgh
Hat Trick Against	John LeClair, October 16, 1998 vs Philadelphia
Overtime Goal	Bill Houlder at 2:02 of OT, January 21, 1997 vs Colorado
Overtime Goal Against	Kelly Miller at 3:32 of OT, January 21, 1998 vs Washington
Penalty Kill	Roman Hamrlík (holding the stick) at 7:58 of 1st period, October 20, 1996 vs NY Rangers
Power Play Attempt	1:35 of 1st period, October 20, 1996 vs Rangers (goaltender interference on Pat Flatley)
Penalty Shot	Rob Zamuner, January 11, 1997 vs Islanders (successful)
Penalty Shot Against	Steve Heinze, December 17, 1997 vs Boston (unsuccessful)
Successful Penalty Shot	Rob Zamuner, January 11, 1997 vs NY Islanders
Successful Penalty Shot Against	Robert Reichel, January 14, 1998 vs NY Islanders

Starting Lineup	Mikael Andersson, Brian Bradley, Roman Hamrlík, Rudy Poeschek, Cory Schwab, Rob Zamuner
------------------------	---

Apr. 23, 1992	Terry Crisp is named the first head coach in franchise history.
June 18, 1992	Goaltender Wendell Young is selected from the Pittsburgh Penguins with the first pick in the NHL Expansion Draft. The Lightning and Senators each select 21 players in the draft. Phil Esposito also completes the first trade in franchise history, sending goaltender Frederic Chabot (selected in the expansion draft from Montreal) back to the Canadiens for goaltender J.C. Bergeron.
June 20, 1992	The Lightning select Czech defenseman Roman Hamrlík first overall in the 1992 NHL Entry Draft at Montreal.
June 29, 1992	Forward Mikael Andersson of the Hartford Whalers becomes the Lightning's first free agent signee.
Sept. 12, 1992	The Lightning's first training camp opens at the Lakeland Civic Center in Lakeland, Florida.
Sept. 18, 1992	The Lightning tie the Minnesota North Stars, 4-4, in their first preseason game at Expo Hall. Brian Bradley scores the first goal 23 seconds in.
Sept. 23, 1992	Goaltender Manon Rheaume makes history by becoming the first woman to play in one of the four major professional sports leagues when she starts against St. Louis in a preseason game.
Oct. 7, 1992	The Lightning open their first season with a 7-3 victory against the Chicago Blackhawks before sellout crowd of 10,425 at Expo Hall. Chris Kontos scores four goals in the victory.
Oct. 13, 1992	The Lightning earn their first road victory, 2-1, at St. Louis.

Nov. 7, 1992	The Lightning's first overtime victory occurs at the New York Islanders as defenseman Doug Crossman records three goals (including the overtime winner) and three assists in the 6-5 win.
Feb. 6, 1993	Brian Bradley skates in the 44th NHL All-Star Game in Montreal, becoming the first All-Star in club history.
Mar. 16, 1993	Brian Bradley sets the NHL Expansion record for goals in one season for a non-WHA club when he nets his 39th against Hartford at Expo Hall.
Apr. 1, 1993	The NHL announces a geographical realignment that will move the Lightning to the Atlantic Division of the Eastern Conference beginning the 1993-94 season.
July 20, 1993	The Lightning and the city of St. Petersburg announce a two-year agreement for the team to play at the Florida Suncoast Dome (later renamed the ThunderDome).
Oct. 9, 1993	The Lightning set a NHL single-game attendance mark when 27,227 fans attend the first regular-season game at the ThunderDome vs. Florida.
Oct. 20, 1993	Wayne Gretzky skates against his younger brother, Brent, for the first time as the Lightning play host to the Los Angeles Kings at the ThunderDome.
Aug. 10, 1995	Final bond financing is completed to secure funding for the Tampa Bay Arena, which will house the Lightning beginning in 1996-97.
Oct. 4, 1995	Paul Ysebaert is named the first captain in club history.
Mar. 5, 1996	The Lightning earn their 100th franchise victory, 2-0, against the Chicago Blackhawks.
Apr. 13, 1996	The Lightning clinch their first Stanley Cup Playoff berth as New Jersey is eliminated from contention with a 4-2 loss against Ottawa.
Apr. 16, 1996	The Lightning appear in their first Stanley Cup Playoff game, losing 7-3 at Philadelphia in Game One of the Eastern Conference Quarter-Finals.
Apr. 18, 1996	Brian Bellows scores in overtime as the Lightning claim their first Stanley Cup Playoff victory, 2-1, at Philadelphia.
Apr. 21, 1996	Alex Selivanov scores in overtime against the Flyers to give the Lightning their first home Stanley Cup Playoff victory before a playoff-record crowd of 25,945.
Apr. 23, 1996	The Lightning set an all-time NHL attendance record as 28,183 fans pack the ThunderDome for Game Four of the Eastern Conference Quarter-Finals vs. Philadelphia.
Oct. 20, 1996	The Lightning open their new home in downtown Tampa - the Ice Palace Arena - with a 5-2 victory against the New York Rangers. Brian Bradley scores the first goal at 11:46 of the first period.
Oct. 21, 1996	The Lightning are selected as host for the 1999 NHL All-Star Game, to be held at the Ice Palace Arena.
Jan. 18, 1997	Right wing Dino Ciccarelli starts in the 1997 NHL All-Star Game at San Jose and records the first Lightning All-Star point, an assist.
Mar. 4, 1997	Dino Ciccarelli nets the 1,000th goal in Lightning history in the first period of a 6-3 victory at the New York Islanders.
June 26, 1997	The NHL announces a geographical realignment that will move the Lightning to the Southeast Division of the Eastern Conference beginning the 1998-99 season.
Nov. 12, 1997	Jacques Demers is named the second head coach in Lightning history.
Nov. 19, 1997	Mikael Renberg is named the second captain in Lightning history.
May 18, 1998	The Lightning enter into a purchase agreement with Art Williams.
June 27, 1998	Vincent Lecavalier is selected first overall at the 1998 NHL Entry Draft in Buffalo, NY.
July 14, 1998	Art Williams becomes the second owner in franchise history.
Oct. 9, 1998	Rob Zamuner is named the third captain in team history.
Oct. 13, 1998	Jacques Demers is named the second general manager in Lightning history.
Jan. 24, 1999	The Lightning play host to the 49th NHL All-Star Game at the Ice Palace.

Mar. 3, 1999	The Lightning enter into a purchase agreement with Palace Sports & Entertainment, Inc. of Auburn Hills, Michigan.
June 25, 1999	John Cullen becomes the Lightning's first major awardwinner when he is presented with the Bill Masterton Memorial Trophy for his dedication and perseverance to hockey following a life-threatening bout with non-Hodgkin's lymphoma.
June 28, 1999	Palace Sports & Entertainment becomes the third owner in franchise history. Rick Dudley is named vice president of hockey operations and general manager.
July 14, 1999	Steve Ludzick becomes the third head coach in Lightning history.
Sept. 28, 1999	Bill Houlder is named the fourth captain in team history.
Nov. 12, 1999	Chris Gratton is named the fifth captain in team history.
Mar. 10, 2000	Vincent Lecavalier, 19, is named the sixth captain in team history, the youngest full-time captain in NHL history. (19 yrs., 10 mos., 18 days).
Jan. 6, 2001	John Tortorella becomes the fourth head coach in Lightning history.
Feb. 4, 2001	Fredrik Modin, who one day earlier won the NHL's Hardest Shot Competition, skates in the 2001 NHL All-Star Game at Denver and records four assists, one shy of the NHL All-Star Game record.
May 29, 2001	Entered a minor league affiliation agreement with the Springfield Falcons of the American Hockey League. (AHL).
June 12, 2001	Entered a minor league affiliation agreement with the Pensacola Ice Pilots of the East Coast Hockey League (ECHL).
Feb. 2, 2002	Nikolai Khabibulin became the first Lightning goaltender to compete in the NHL All-Star Game. Khabibulin was the game's winning netminder after he stopped all 20 shots he faced for a scoreless third period in the World Team's 8-5 come-from-behind victory.
Feb. 10, 2002	Jay Feaster is named General Manager.
Mar. 1, 2002	The Lightning set a new Ice Palace attendance record of 20,914 in a 3-4 overtime loss to the Detroit Red Wings.
Sept. 3, 2002	The Lightning and newspaper outlet St. Petersburg Times agree to a 12-year deal to rename the Ice Palace Arena to the St. Pete Times Forum.
Sept. 11, 2002	Dave Andreychuk is named seventh captain in team history.
Feb. 2, 2003	Nikolai Khabibulin, Vincent Lecavalier & Martin St. Louis became the first multiple Lightning representatives in an NHL All-Star Game when they suited up for the Eastern Conference at the Office Depot Center in Sunrise.
Mar. 24, 2003	The Lightning clinch their second Stanley Cup Playoff berth in franchise history with a 4-1 win at San Jose.
Apr. 3, 2003	The Lightning clinch their first Southeast Division title when Washington loses to Ottawa, 5-1.
Apr. 20, 2003	The Lightning win their first Stanley Cup Playoff series with a 2-1 victory at Washington on Martin St. Louis' goal in the third overtime. Tampa Bay wins the series, four games to two.
June 24, 2003	Entered a minor league affiliation agreement with the Hershey Bears of the American Hockey League. (AHL).
Aug. 1, 2003	Entered a minor league affiliation agreement with the Hamilton Bulldogs of the American Hockey League. (AHL).
Apr. 1, 2004	Lightning clinch their first-ever Eastern Conference number-one seed with a 4-3 win over the Florida Panthers.
Apr. 16, 2004	The Lightning win their first-ever playoff series at home in Game 5 of the 2004 Eastern Conference Quarterfinals in a 3-2 win vs. NY Islanders on Martin St. Louis' overtime goal.
Apr. 29, 2004	Tampa Bay advanced to the Eastern Conference Finals for the first time with a 3-1 victory over the Montreal Canadiens. It was also the first time in franchise history the Lightning swept an opponent in the playoffs.

May 8, 2004	The Lightning played its first Eastern Conference Championship game in franchise history, defeating the Philadelphia Flyers 3-1.	Mar. 28, 2008	John Tortorella named head coach for Team USA at the 2008 World Championships in Canada.	May 25, 2010	Steve Yzerman named to the position of Vice President, General Manager and Alternate Governor.	Jan. 21 2013	Vincent Lecavalier becomes the 280th player to skate in 1,000 NHL games, all with Tampa Bay, in a 4-3 loss at NY Islanders.
May 22, 2004	Tampa Bay advanced to the Stanley Cup Finals for the first time in team history after downing Philadelphia 2-1 in Game 7 of the Eastern Conference Finals.	Mar. 31, 2008	Played in the 600th home game in franchise history, a 2-0 loss to Atlanta.	June 8, 2010	Added Pat Verbeek to professional scouting staff.	Feb. 14, 2013	The Lightning announce "Bolts Social Central", a revolutionary new social media hub at the Tampa Bay Times Forum.
June 3, 2004	Tampa Bay sets a new attendance record at the St. Pete Times Forum when 22,426 fans filled the building to watch a 3-2 Calgary win in Game 5 of the Stanley Cup Final.	Apr. 4, 2008	Assistant Coach Mike Sullivan named as assistant for Team USA at the 2008 World Championships in Canada.	June 10, 2010	Named Guy Boucher the seventh head coach in franchise history.	Mar. 24, 2013	Guy Boucher is relieved of head coaching duties.
June 7, 2004	The Lightning won their first Stanley Cup in franchise history with a 2-1 victory in Game 7 vs. Calgary. Brad Richards was awarded the Conn Smythe Trophy as playoff MVP.	Apr. 7, 2008	Lightning win draft lottery and retain the first overall pick at the 2008 NHL Entry Draft, the third time in franchise history they held the first overall selection.	June 23, 2010	Steven Stamkos co-wins the Maurice "Rocket" Richard Trophy with 51 goals in the regular season; Martin St. Louis wins the Lady Byng Memorial Trophy.	Mar. 25, 2013	Jon Cooper is named eighth head coach in franchise history.
June 10, 2004	Martin St. Louis becomes the first player in franchise history to win the Hart Trophy as NHL MVP and the Art Ross Trophy as the NHL's leading point scorer. John Tortorella (Jack Adams) and Brad Richards (Lady Byng) also won NHL Awards for the first time.	Apr. 28, 2008	Lightning's Jeff Halpern named captain of Team USA at 2008 World Championship in Canada.	July 16, 2010	Julien BriseBois is named assistant general manager.	Apr. 10, 2013	Tampa attorney Jim Shimberg joins Tampa Bay Sports & Entertainment LLC as executive vice president and general counsel.
June 26, 2005	Signed Executive VP and General Manager Jay Feaster and Head Coach John Tortorella to long-term contract extensions.	June 3, 2008	Lightning announce John Tortorella will not return as head coach for the 2008-09 season.	July 20, 2010	Daniel Lacroix and Martin Raymond are named as assistant coaches.	June 3, 2013	AHL affiliate Syracuse Crunch advance to the Calder Cup Finals in just their first season of the affiliation.
July 29, 2005	Named Claude Loiselle to the position of Assistant General Manager.	June 18, 2008	Sale of the Lightning, the lease-holding rights and 5.5 acres of land to OK Hockey approved by the NHL's Board of Governors.	July 23, 2010	Jim Johnson and Cap Raeder are relieved of their assistant coaching duties; Wayne Fleming is hired as an assistant coach.	June 3, 2013	Rick Bonness is named as associate coach.
Oct. 5, 2005	The Lightning open the 2005-06 regular season raising their 2004 Stanley Cup championship banner in a 5-2 win vs. Carolina.	June 20, 2008	Steven Stamkos is selected first overall at the 2008 NHL Entry Draft in Ottawa, ON.	July 26, 2010	Tod Leiweke is named as chief executive officer of Tampa Bay Sports & Entertainment LLC.	June 14, 2013	Martin St. Louis wins his third career Lady Byng Memorial Trophy and second career Art Ross Trophy.
Apr. 17, 2006	Tampa Bay clinched their third consecutive playoff berth with a Washington win against Atlanta.	June 24, 2008	Lightning name Barry Melrose the sixth coach in franchise history.	July 29, 2010	Entered into an affiliate agreement with the ECHL's Florida Everblades.	June 27, 2013	The Lightning use a compliance buyout on the remainder of Vincent Lecavalier's contract.
May 22, 2006	Named Steve Stirling the Head Coach of their top affiliate, the Springfield Falcons (AHL).	June 25, 2008	Brian Lawton named Vice President of Hockey Operations.	Aug. 16, 2010	Al Murray is hired as director of amateur scouting.	Oct. 1, 2013	Martin St. Louis is named ninth team captain in franchise history.
July 31, 2006	Named Ryan Belec the Vice President of Hockey Operations for their ECHL affiliate Johnstown Cheifs.	July 3, 2008	Purchase of the Lightning by OK Hockey from Palace Sports and Entertainment closes.	Aug. 31, 2010	Steve Griggs is named chief operating officer.	Jan. 18, 2014	Martin St. Louis scores four goals in a 4-5 loss vs. San Jose, tying a franchise record set by Chris Kontos in the Lightning's inaugural game.
Sept. 5, 2006	Named William "Mic" Miederhoff to the position of Assistant Equipment Manager.	July 9, 2008	Named Tom Kurvers to the position of co-assistant general manager, Jim Hammett to the position of director of player personnel and Greg Malone to the position of head professional scout. Lightning name Rick Tocchet, Wes Walz and Cap Raeder as assistant coaches.	Sept. 3, 2010	Steve Thomas is hired as player development consultant.	Mar. 6, 2014	Steven Stamkos is named 10th team captain in franchise history.
Sept. 6, 2006	Tim Taylor is named the eighth captain in franchise history.	July 11, 2008	Executive vice president and general manager Jay Feaster resigns.	Sept. 7, 2010	Frantz Jean as is hired as goaltending consultant.	Apr. 1, 2014	The Lightning clinch their first playoff berth since 2011, and seventh in franchise history, with a 3-1 win vs. Montreal.
Sept. 28, 2006	Dave Andreychuk joins Lightning front office as Community Representative.	July 17, 2008	Mike Vernon named to the position of special assistant to the vice president of hockey operations.	Feb. 2, 2011	CEO Tod Leiweke announces a year-long, \$35 million privately-funded renovation plan for the St. Pete Times Forum.	Apr. 5, 2014	Lightning vice president of corporate & community affairs and former captain Dave Andreychuk is honored with a statue on Ford Thunder Alley in front of the Tampa Bay Times Forum.
Oct. 5, 2006	St. Pete Times Forum Celebrates 10th anniversary at Lightning home opener.	July 22, 2008	Named Mike Butters General Manager of the Norfolk Admirals.	Feb. 4, 2011	A new business franchise transformation is announced that includes new blue and white jerseys, a new primary logo, and Jeff Vinik's five-year charitable commitment to the community; Dave Andreychuk is named vice president of corporate & community affairs; Phil Esposito is named vice president of corporate relations.	Apr. 7, 2014	CEO Steve Griggs is named team president; General manager Steve Yzerman is signed to a four-year contract extension.
Jan. 20, 2007	Executive Vice President and General Manager Jay Feaster becomes the all-time winningest general manager in franchise history with his 158th victory, surpassing Phil Esposito.	July 24, 2008	Entered into affiliation agreement with the ECHL's Augusta Lynx.	Feb. 16, 2011	Dave Andreychuk is inducted into the Florida Sports Hall of Fame.	July 7, 2014	Jay Feaster joins the Lightning's front office as executive director of community hockey development.
Mar. 29, 2007	Entered into a minor league affiliation agreement with the AHL's Norfolk Admirals.	Aug. 22, 2008	Ron Campbell assumes role of Senior Advisor to the Ownership group.	Mar. 31, 2011	The Lightning clinch their first playoff berth since 2007, and sixth in franchise history, with a 2-1 win vs. Pittsburgh.	July 24, 2014	Owner Jeff Vinik purchases Channelside Plaza, adjacent to the Tampa Bay Times Forum.
Apr. 5, 2007	Clinched their fourth consecutive playoff berth with Toronto and Montreal losses.	Sept. 18, 2008	Named Vincent Lecavalier team captain.	May 4, 2011	The Lightning return to the Eastern Conference Finals for the first time in seven years in a four game sweep vs. Washington in the 2011 Eastern Conference Semifinals.	Sept. 3, 2014	The Lightning and local oil company Amalie Oil Co. agree to a longterm deal to rename the Tampa Bay Times Forum to Amalie Arena.
May 31, 2007	Mike Sullivan named Assistant Coach.	Oct. 22, 2008	Named Brian Lawton Executive Vice President and General Manager.	June 22, 2011	Martin St. Louis wins his second consecutive Lady Byng Memorial Trophy.	Nov. 13, 2014	The Lightning debut new black third jerseys vs. San Jose.
June 7, 2007	Entered into a minor league affiliation agreement with the ECHL's Mississippi Sea Wolves.	Nov. 5, 2008	COO Sean Henry resigns.	July 5, 2011	The Lightning Foundation launches the revolutionary "Community Heros" program that will donate more than \$2 million to local charities throughout each hockey season.	Mar. 4, 2015	President Steve Griggs announces a two-year renovation project for Amalie Arena, a \$25 million cost to be split with Hillsborough County.
June 14, 2007	Vincent Lecavalier becomes the first player in franchise history to win the Maurice "Rocket" Richard Trophy with 52 goals in the regular season.	Nov. 14, 2008	Head Coach Barry Melrose relieved of his duties; Rick Tocchet named Interim Head Coach.	Dec. 5, 2011	The NHL announces a geographical realignment that will move the Lightning to the Atlantic Division of the Eastern Conference beginning the 2013-14 season.	Mar. 30, 2015	The Lightning clinch their second consecutive playoff berth, and eighth in franchise history, with a 5-3 win vs. Montreal.
Aug. 7, 2007	Absolute Hockey Enterprises enters into a purchase agreement with Palace Sports & Entertainment to buy the Tampa Bay Lightning, the lease-holding rights to the St. Pete Times Forum and 5.5 acres of land surrounding the building.	Nov. 23, 2008	Lightning debut new blue third jersey vs. New Jersey.	Dec. 31, 2011	Lightning founder Phil Esposito is honored with a statue on the West Plaza in front of the St. Pete Times Forum; The St. Pete Times Forum is renamed the Tampa Bay Times Forum when the St. Petersburg Times changes its name to the Tampa Bay Times.	May 29, 2015	The Lightning return to the Stanley Cup Finals for the second time in franchise history with a 2-0 win at NY Rangers in Game 7 of the 2015 Eastern Conference Finals.
Aug. 25, 2007	The Lightning unveil a new modified logo and jersey system with the same inaugural colors.	Nov. 25, 2008	Mike Sullivan returns to team as Associate Coach.	Feb. 16, 2012	The Lightning and the University of South Florida announce partnership to prepare students for careers in sport and entertainment management, offering a two-year MBA as well as paid internships for graduate students.	June 3, 2015	The Lightning host Chicago in Game 1 of the 2015 Stanley Cup Finals, becoming the first team in NHL history to play four consecutive Original Six teams in the Stanley Cup Playoffs after defeating Detroit, Montreal, and NY Rangers in the first three rounds.
Jan. 24, 2008	Head Coach John Tortorella becomes the all-time leader in games coached among American-born coaches with his 507th, a 4-8 loss to Ottawa.	Jan. 21, 2009	Sean Henry named business consultant for Lightning and St. Pete Times Forum.	Mar. 18, 2012	Tampa Bay's top affiliate, the AHL's Norfolk Admirals, sets a league record with their 18th consecutive victory. They would go on to win 28 consecutive games, which will also carry over to the 2012-13 season.	June 24, 2015	Steve Yzerman becomes the first general manager in franchise history to win the NHL's General Manager of the Year Award.
Feb. 12, 2008	Jay Feaster earns his 200th career win as general manager of the Lightning, a 3-2 victory against Montreal.	May 11, 2009	Rick Tocchet named seventh coach in franchise history.	Apr. 7, 2012	Steven Stamkos becomes the first player in franchise history to score 60 goals in a 4-3 overtime win at Winnipeg.	July 24, 2015	Tod Leiweke resigns as CEO; President Steve Griggs is named CEO
Feb. 13, 2008	OK Hockey LLC enters into a purchase agreement with Palace Sports & Entertainment to buy the Tampa Bay Lightning, the lease-holding rights to the St. Pete Times Forum and 5.5 acres of land surrounding the building.	Feb. 24, 2010	Hired Rick Wilson as associate coach.	May 3, 2012	Tampa Bay Sports & Entertainment LLC announces that the Tampa Bay Times Forum will receive the largest center-hung arena HD video display board in North America, at a privately funded cost of \$5 million.	Aug. 18, 2015	Brad Lauer is hired as an assistant coach
Mar. 11, 2008	Head Coach John Tortorella surpasses 'Badger' Bob Johnson as the all-time wins leader among American-born coaches with his 235th, an 8-4 win against the New York Islanders.	Mar. 3, 2010	Entered into affiliation agreement with CHL's Colorado Eagles.	June 20, 2012	Steven Stamkos wins his second career Maurice "Rocket" Richard Trophy with 60 goals in the regular season.	Sept. 14, 2015	The Lightning team with the NHL and NHLPA to 'Build the Thunder' in the Tampa Bay area with a \$6-million, five-year investment to grow the game of hockey and teach life skills lessons to Tampa Bay's young people.
		Apr. 3, 2010	Hired Adam Oates as Assistant Coach, named Imran Khan Assistant General Manager/Strategic Planning and Liz Sylvia Manager of Hockey Administration.			Oct. 8, 2015	Tampa Bay unveils its 2014-15 Eastern Conference championship banner prior to playing the Philadelphia Flyers on Opening Night of the 2015-16 season.
		Apr. 12, 2010	Tampa Bay Sports & Entertainment LLC closes on purchase agreement for the Tampa Bay Lightning, the lease to the St. Pete Times Forum and adjacent real estate, becoming the fifth owner in franchise history.			Oct. 8, 2015	Lightning goaltender Ben Bishop stops two penalty shots in the Bolts' 3-2 overtime win over Philadelphia, becoming just the fifth goalie in the expansion era (since 1967-68) to do so in one game.

Oct. 8, 2015	The Lightning play the first 3-on-3 overtime in NHL history under the league's revamped overtime format, defeating the Philadelphia Flyers 3-2 on Jason Garrison's overtime goal on Opening Night.	June 29, 2017	Lightning announce owner and chairman Jeff Vinik to invest \$6 million in team's exclusive practice facility, the Ice Sports Forum, to create brand new locker room and training facilities.	Nov.12, 2018	Former Lightning captain and 2004 Stanley Cup Champion Martin St. Louis is inducted into the Hockey Hall of Fame	June 19, 2019	Lightning right wing Nikita Kucherov presented the Ted Lindsay Award, given to the NHL's most outstanding player as judged by the NHL Players Association
Oct. 17, 2015	Lightning goaltender Ben Bishop earns his 84th career victory with Tampa Bay in a 2-1 win over Buffalo to set a new franchise record for goalie wins.	Oct. 21, 2017	Steven Stamkos becomes Tampa Bay's all-time power-play goal leader, passing Vincent Lecavalier, after registering his 113th career power-play goal versus Pittsburgh	Dec. 10, 2018	Steven Stamkos records the ninth hat trick of his career in Tampa Bay's 6-3 win over the New York Rangers to set the Lightning record for most career hat tricks, passing Martin St. Louis	June 19, 2019	Tampa Bay goaltender Andrei Vasilevskiy awarded the organization's first Vezina Trophy, given to the NHL goalie adjudged to be the best at his position
Dec. 4, 2015	Head coach Jon Cooper signs a multi-year contract extension	Nov. 13, 2017	Former Lightning captain and 2004 Stanley Cup Champion Dave Andreychuk is inducted into the Hockey Hall of Fame	Dec. 27, 2018	Steven Stamkos scores his 13th and 14th goals of Dec. in a 6-5 overtime win vs. Philadelphia to establish a new Lightning mark for goals in a single month	June 19, 2019	Lightning right wing Nikita Kucherov named NHL's Hart Trophy recipient as league MVP, joining Martin St. Louis (2004) as the only Bolts to receive the award
Dec. 28, 2015	The Lightning Community Heroes Program reaches the \$10 million milestone when Sister Claire LeBouef is honored during the Lightning's home game versus Montreal, becoming the 197th Community Hero since Jeff and Penny Vinik introduced the program in 2011-12.	Jan. 28, 2018	The Lightning play host to the 63rd NHL All-Star Game at AMALIE Arena	Dec. 31, 2018	Nikita Kucherov records a goal and an assist in a 2-1 win at Anaheim to finish Dec. with 21 assists and 30 points, both Lightning franchise records for a single month	Sept. 9, 2019	FOX Sports Sun television play-by-play announcer Rick Peckham announces the 2019-20 season will be his last as he will retire following his 24th season calling Tampa Bay Lightning hockey
Feb. 20, 2016	Lightning captain Steven Stamkos scores his 300th career goal in a 4-2 victory at the Pittsburgh Penguins, becoming the third player in Tampa Bay history to reach the milestone. At 26 years, 13 days old, Stamkos is the second-youngest active player in the NHL to score 300 goals and the ninth-youngest player overall in the league to hit 300.	Feb. 8, 2018	Victor Hedman becomes Tampa Bay's all-time leading goal scorer for a defenseman, passing Pavel Kubina, with his 73rd career goal versus Vancouver	Dec. 31, 2018	Tampa Bay collected its 13th win of Dec. in a 2-1 win at Anaheim to establish new franchise marks for wins and points (27) in a single month	Nov. 8, 2019	Tampa Bay and Buffalo open a two-game, back-to-back set at the Ericsson Globe in Stockholm, Sweden as part of the NHL's Global Series. The Lightning would sweep both games, defeating the Sabres 3-2 on Nov. 8 and 5-3 on Nov. 9.
Mar. 5, 2016	Tampa Bay wins its ninth game in a row after a 4-3 overtime victory over the Carolina Hurricanes to set a new franchise record for consecutive victories.	Feb. 10, 2018	Vincent Lecavalier becomes the second Tampa Bay Lightning player to have his jersey (No. 4) retired by the franchise	Feb. 16, 2019	Andrei Vasilevskiy makes all 20 saves in a 3-0 victory vs. Montreal to record his 18th career shutout and pass Ben Bishop for most career shutouts in Lightning franchise history	Nov.16, 2019	Steven Stamkos scores his 400th career goal, all with the Lightning, in a 4-3 home loss to Winnipeg, becoming the first Tampa Bay player to reach the 400-goal milestone
Apr. 5, 2016	The Lightning clinch their third-straight playoff appearance and ninth in team history despite a 3-2 loss at the New York Rangers.	Mar. 18, 2018	Tampa Bay clinches its 10th playoff appearance in team history by virtue of a 3-1 victory versus Edmonton	Feb. 25, 2019	Tampa Bay reaches the 100-point mark for the second-consecutive season by virtue of a 4-3 shootout win over Los Angeles, the second time in franchise history the Lightning posted back-to-back 100-point seasons (also: 2013-14 and 2014-15)	Nov.23, 2019	Andrei Vasilevskiy makes 36-of-38 saves in a 6-2 home victory over the Anaheim Ducks to become Tampa Bay's all-time franchise leader to goalier wins with No. 132, passing Ben Bishop.
Apr. 10, 2016	Jeff and Penny Vinik announce a second five-season, \$10-million pledge for the Lightning Community Hero program.	Mar. 20, 2018	Andrei Vasilevskiy sets the Tampa Bay franchise record for wins in a single season after recording his 41st win of 2017-18 in a 27-save effort versus Toronto	Mar. 8, 2019	Tampa Bay becomes the first team to clinch a playoff berth for the 2018-19 season for the franchise's third-consecutive postseason appearance, fifth in the last six seasons and 12th overall	Dec. 23, 2019	Nikita Kucherov becomes the fourth different Lightning player to reach the 500-point milestone, joining Martin St. Louis, Vincent Lecavalier and Steven Stamkos, after recording a goal and two assists in a 6-1 home victory over the Florida Panthers
Apr. 28, 2016	Lightning and AHL affiliate Syracuse Crunch announce a six-year affiliation extension.	Mar. 22, 2018	Tampa Bay establishes a franchise record for wins in a season after earning win No. 51 in a 7-6 victory at the New York Islanders, passing the previous mark of 50 wins set by the 2014-15 squad. The Lightning would go on to win 54 games in 2017-18	Mar. 16, 2019	Tampa Bay establishes a new franchise record for points in a single season, reaching the 114-point mark by virtue of a 6-3 victory over the Washington Capitals, bettering the previous mark of 113 points set in 2017-18. The Lightning would go on to record 128 points in 2018-19, the fourth most in a single season in NHL history	Dec. 28, 2019	Steven Stamkos notched a goal and an assist in a 5-4 home victory over Montreal to hit 800 points and become the third Lightning player to achieve the point total
May 8, 2016	The Lightning defeat the New York Islanders four games to one in a best-of-seven, second round series in the Stanley Cup Playoffs to return to the Eastern Conference Final for the second-straight season, the first time the Lightning reached the ECF in back-to-back seasons.	Mar. 30, 2018	Jon Cooper becomes the all-time winningest head coach in Lightning franchise history, passing John Tortorella, after registering his 240th victory with the Bolts in a 7-3 win at the New York Rangers	Mar. 18, 2019	Tampa Bay clinches first place overall in the NHL for the regular season to secure the franchise's first ever Presidents' Trophy. By virtue of their win over the Arizona Coyotes, the Lightning also wrap up the Atlantic Division regular season title, their second-consecutive division crown and fourth overall	Jan. 4, 2020	The Lightning win in Ottawa 5-3 to notch their 14th-straight win against an Atlantic Division foe, a franchise record for most consecutive wins against a single division (one or multiple seasons)
May 10, 2016	Benoit Groulx is hired to become the head coach of the Lightning's AHL affiliate in Syracuse.	Apr. 3, 2018	Andrei Vasilevskiy sets the Tampa Bay franchise record for shutouts in a single season after recording his eighth shutout of 2017-18 in a 33-save effort versus Boston	Mar. 18, 2019	Tampa Bay clinches first place overall in the NHL for the regular season to secure the franchise's first ever Presidents' Trophy. By virtue of their win over the Arizona Coyotes, the Lightning also wrap up the Atlantic Division regular season title, their second-consecutive division crown and fourth overall	Jan. 11, 2020	Tampa Bay shuts out the Flyers 1-0 in Philadelphia for its 10th-consecutive win, matching the franchise record for a win streak set previously during the 2018-19 season
May 25, 2016	Lightning enter one-year affiliation agreement with the Kalamazoo Wings of the ECHL for the 2016-17 season.	Apr. 3, 2018	The Lightning establish a new franchise mark for points in a season after reaching 110 points in a 4-0 shutout versus Boston, bettering the old mark of 108 points from the 2014-15 season. Tampa Bay would go on to accumulate 113 points in 2017-18	Mar. 18, 2019	Tampa Bay clinches first place overall in the NHL for the regular season to secure the franchise's first ever Presidents' Trophy. By virtue of their win over the Arizona Coyotes, the Lightning also wrap up the Atlantic Division regular season title, their second-consecutive division crown and fourth overall	Feb. 6, 2020	Lightning netminder Andrei Vasilevskiy stops 29-of-31 shots in a 4-2 home win over Pittsburgh to set the franchise record for longest point streak by a goalie at 17 games (15-0-2). Vasilevskiy would extend his point streak to 21 games (19-0-2) on Feb. 15 versus Philadelphia before suffering a regulation loss.
June 7, 2016	Lightning hire Todd Richards to serve as an assistant coach.	Apr. 6, 2018	Nikita Kucherov becomes just the third Lightning player to record 100 points in a season after notching a goal and assist in the penultimate game of the 2017-18 season	Mar. 20, 2019	Andrei Vasilevskiy makes 54 saves in a 5-4 overtime win at Washington to set a new Lightning mark for most saves in a game	Feb. 15, 2020	Tampa Bay establishes a franchise record for consecutive home victories after winning its 11th straight at AMALIE Arena following a 5-3 defeat of Philadelphia
Oct. 18, 2016	2016 Vincent Lecavalier honored by Tampa Bay Lightning prior to home game against the Florida Panthers.	Apr. 6, 2018	Yanni Gourde establishes a new franchise record for rookie scoring in a season, passing Brad Richards (62 points), after registering a goal and two assists versus Buffalo, giving him 64 points for 2017-18. Gourde also sets a new Lightning mark for goals in a rookie season, passing Tyler Johnson, after netting his 25th of 2017-18 against the Sabres	Mar. 25, 2019	Andrei Vasilevskiy stops all 17 shots in a 5-4 win vs. Boston to pass Ben Bishop (5,728 saves) for most career saves in Lightning franchise history. Vasilevskiy finished the 2018-19 regular season owning 5,790 career saves in a Lightning sweater	Feb. 17, 2020	The Lightning defeat the Avalanche 4-3 in overtime in Colorado to notch their 11th-straight win and establish a franchise record for consecutive victories. Also, Tampa Bay became the first NHL team to win 40 games in 2019-20 following the win in Colorado and are the third franchise in NHL history to record 40 or more wins in three consecutive seasons
Dec. 17, 2016	2016 Victor Hedman becomes Tampa Bay's all-time leading scorer for a defenseman, passing Dan Boyle, with his assist on Jonathan Drouin's second period goal at Edmonton for his 254th career point.	Apr. 8, 2018	Tampa Bay earns its third division title in franchise history by virtue of Boston's loss to Florida on the final day of the regular season. The Lightning also finished as the top seed in the Eastern Conference for the second time in franchise history	Apr. 1, 2019	Jon Cooper becomes just the second coach in NHL history to guide his team to a 60-win season, joining Scotty Bowman, following Tampa Bay's 5-2 win at Ottawa	Mar. 7, 2020	Tampa Bay reaches 90 points for the seventh-consecutive season and 12th season all-time after defeating the Bruins 5-3 in Boston.
Jan. 13, 2017	Martin St. Louis becomes first Tampa Bay Lightning player to have jersey (No. 26) retired by the franchise.	May 6, 2018	The Lightning advance to the Eastern Conference Final for the fifth time in franchise history and third time in four seasons after defeating the Boston Bruins four games to one in the Eastern Conference Semifinals	Apr. 6, 2019	Lightning complete the 2018-19 regular season with a 62-16-4 record to set a new franchise mark for wins and tie the NHL record for most wins in a single season (also: 1995-96 Detroit Red Wings)	Mar. 12, 2020	NHL season is paused due to the COVID-19 pandemic.
Mar. 29, 2017	Brian Bradley inducted into Sports Club of Tampa Bay Hall of Fame.	June 20, 2018	Victor Hedman becomes the first Lightning player to win the Norris Trophy as the NHL's best defenseman	Apr. 6, 2019	Lightning complete the 2018-19 regular season with a 62-16-4 record to set a new franchise mark for wins and tie the NHL record for most wins in a single season (also: 1995-96 Detroit Red Wings)	May 26, 2020	NHL announces Return to Play plan for the 2019-20 season. Tampa Bay qualifies for the postseason for the third-consecutive season, sixth time in the last seven seasons and 12th time in franchise history
Apr. 11, 2017	Jon Cooper is selected to coach Team Canada at IIHF 2017 World Championship.	June 22, 2018	Lightning hire Jeff Halpern to serve as an assistant coach	Apr. 6, 2019	Lightning complete the 2018-19 regular season with a 62-16-4 record to set a new franchise mark for wins and tie the NHL record for most wins in a single season (also: 1995-96 Detroit Red Wings)	Aug. 3, 2020	The Lightning open the 2020 Stanley Cup Playoffs with a 3-2 shootout win over the Washington Capitals in a seeding game, the Bolts first game in 146 days after the 2019-20 regular season was paused on Mar. 12 and eventually ended due to the COVID-19 pandemic. The game is also the first playoff contest in NHL history to be decided by a shootout.
May 27, 2017	The Syracuse Crunch, Tampa Bay's AHL affiliate, defeat the Providence Bruins 3-1 in Game 5 of the Eastern Conference Championship to advance to the Calder Cup Finals, the third time a Lightning affiliate has advanced to the AHL championship round.	June 26, 2018	Former Lightning captain and 2004 Stanley Cup Champion Martin St. Louis elected to Hockey Hall of Fame	July 12, 2018	Lightning hire Derek Lalonde to serve as an assistant coach		
May 29, 2017	National Hockey League announces Tampa Bay Lightning and city of Tampa as hosts of the 2018 NHL All-Star Weekend on Jan. 27-28 at AMALIE Arena.	July 26, 2018	Strategic Property Partners unveils plans for Sparkman Wharf, a creative mixed-use redevelopment of the former Channelside Bay Plaza retail center, along the Garrison Channel in downtown Tampa	Sept. 11, 2018	Julien BriseBois is named the seventh general manager in Lightning history, replacing Steve Yzerman, who steps aside to become senior advisor to the general manager		
June 13, 2017	Syracuse Crunch lose Calder Cup Final in six games to Grand Rapids.						
June 23, 2017	Lightning unveil 25th anniversary logo as well as events celebrating 25 seasons of hockey history in Tampa Bay.						
June 26, 2017	Former Lightning captain and 2004 Stanley Cup Champion Dave Andreychuk elected to Hockey Hall of Fame.						
June 27, 2017	Strategic Property Partners, the development firm controlled by Lightning owner Jeff Vinik and Microsoft co-founder Bill Gates' investment fund Cascade Investment LLC, announces Water Street Tampa as the name of its multibillion-dollar development, mixed-use district around AMALIE Arena.						

Aug. 11, 2020 Tampa Bay defeats the Columbus Blue Jackets 3-2 in five overtimes in Game 1 of a First Round playoff series from Toronto's Scotiabank Arena for the longest game in Lightning history (150:27) and fourth-longest game in NHL history. Andrei Vasilevsky stopped 61-of-63 shots to set a franchise record for most saves in a game (playoffs or regular season)

Sept. 17, 2020 Tampa Bay defeats the New York Islanders 2-1 in overtime in Game 6 of the Eastern Conference Final from Edmonton's Rogers Place to capture the Prince of Wales Trophy and advance to the Stanley Cup Final for the third time in franchise history

Sept. 25, 2020 Nikita Kucherov tallies two assists in a 5-4 victory over Dallas in Game 4 of the Stanley Cup Final for his 24th and 25th assists of the 2020 Playoffs, most ever by a winger in NHL history in a single playoff season. Kucherov would finish the 2020 Playoffs with 27 assists.

Sept. 28, 2020 Tampa Bay wins its second Stanley Cup after defeating the Dallas Stars in six games at Edmonton's Rogers Place. The Lightning shut out the Stars 2-0 in Game 6 behind a 22-save performance by Andrei Vasilevsky. Victor Hedman is awarded the Conn Smythe Trophy as playoff MVP after scoring 10 goals, third most by a defenseman in a playoff season in NHL history. Brayden Point scores his 14th goal of the 2020 Playoffs in the Cup clinching win to set a Lightning franchise record for most goals in a playoff season

Dec. 7, 2020 Lightning hire Rob Zetterl to serve as an assistant coach

Jan. 7, 2021 Lightning hire veteran play-by-play announcer Dave Randolph as the voice of the team to join the FOX Sports Sun broadcasting crew of Brian Engblom, Paul Kennedy, Dave Andreychuk, Bobby Taylor and Adam Hall.

Jan.13, 2021 The Lightning unveiled their 2020 Stanley Cup championship banner at the 2020-21 regular season opener at AMALIE Arena against the Chicago Blackhawks, a 5-1 victory. With no fans in the stands due to the COVID-19 pandemic, the banner was unveiled and remained hanging over the VIP Lounge until it could be raised to the rafters once fans returned to the building.

Feb. 1, 2021 Lightning captain Steven Stamkos scores a power-play goal at 7:23 of the second period in a 5-2 victory at AMALIE Arena over Nashville for his 301st career power-play point, passing Martin St. Louis as the franchise's all-time leader for power-play scoring.

Mar. 13, 2021 With a significant amount of fans in the building for the first time during the 2020-21 regular season (attendance: 3,800), the Lightning raise the 2020 Stanley Cup championship banner to the AMALIE Arena rafters before a 6-3 victory over the Nashville Predators.

May 10, 2021 Tampa Bay completes the 2020-21 regular season with a 36-17-3 record, finishing third in the Central Division and qualifying for the postseason for the fourth-consecutive season, seventh time in the last eight seasons and 13th time in franchise history.

May 16, 2021 Tampa Bay and Florida meet for the first time ever in the postseason after the two teams are matched up against each other in the First Round of the 2021 Playoffs. The Lightning would defeat the in-state rival Panthers in six games, punctuated by a 4-0 shutout victory in Game 6 at AMALIE Arena on May 26.

June 23, 2021 Brayden Point nets a goal in Game 6 of a Stanley Cup Semifinal series at the NY Islanders for his ninth-straight playoff game with a goal, a franchise record for a playoff goal streak and the second longest in NHL history. Only Reggie Leach's 10-game goal streak for Philadelphia in the 1976 Playoffs ranks longer.

June 25, 2021 Yanni Gourde scores shorthanded for the only goal as Tampa Bay defeats the NY Islanders 1-0 in Game 7 of the Stanley Cup Semifinals at AMALIE Arena to advance to the Cup Final for the second-straight season and fourth time in franchise history.

July 2, 2021 Jan Rutta scored 1:52 into Game 3 of the Stanley Cup Final at Montreal's Bell Centre to become the first NHL player to score a goal (regular season or playoffs) in the month of July. Victor Hedman netted a power-play goal at 3:27 of the first period to become the first NHL player to score a goal in each of the 12 calendar months.

July 7, 2021 Tampa Bay defeats Montreal 1-0 at AMALIE Arena in Game 5 of the Stanley Cup Final to defeat the Canadiens 4-1 and win the franchise's second-straight Stanley Cup and third in team history. Andrei Vasilevsky stops all 22 shots for his fifth shutout of the 2021 Playoffs and fifth straight in a potential series clinching game going back to the 2020 Cup Final, a NHL record, and is awarded the Conn Smythe Trophy. Rookie Ross Colton scored the only goal of Game 5 at 13:27 of the second period. The Lightning become the second team this century to win back-to-back Cups and the ninth different franchise to repeat as Stanley Cup champions (fifth to do so among clubs that joined the NHL in 1967-68 or later).

July 7, 2021 Nikita Kucherov finishes as the 2021 Playoffs scoring leader after notching eight goals, 24 assists and 32 points to become the sixth different player in the NHL's expansion era (since 1967-68) to lead the Stanley Cup Playoffs in points in consecutive years. Kucherov is just the third player in NHL history to record 30-plus points in consecutive playoffs years, joining Mario Lemieux (1991 and 1992) and Wayne Gretzky (1983-1985 and 1987-1988).

July 7, 2021 Brayden Point completes the 2021 Playoffs with 14 goals to become the eighth different player in NHL history to lead the Stanley Cup Playoffs in goals in consecutive years and first since Jari Kurri in 1987-88.

July 7, 2021 Pat Maroon lifts the Stanley Cup for the third-consecutive season, winning the Cup in 2019 with the St. Louis Blues before going back-to-back with the Lightning in 2020 and 2021, to become the first player to win three-straight Stanley Cups since multiple players did so with the NY Islanders from 1980-83.

July 7, 2021 The Lightning completed their 2021 Cup run with six-consecutive home wins to set a franchise record for most wins in a row at home in the postseason.

July 26, 2021 Tampa Bay Lightning owner Jeff Vinik and his wife Penny announced the extension and expansion of the Lightning Community Heroes program, pledging an additional \$10 million over the next five years.

Oct. 12, 2021 The Lightning unveiled their 2021 Stanley Cup championship banner at the 2021-22 regular season opener at AMALIE Arena against the Pittsburgh Penguins, a 6-2 loss. Unlike the raising of the 2020 Stanley Cup championship banner, a sold-out crowd of 19,092 fans were in the building as the banner was raised to the rafters.

Nov. 26, 2021 Andrei Vasilevsky records a 17-save shutout against Seattle for his 200th career NHL win and becomes the first goaltender in franchise history to hit the 200-win mark.

Apr. 21, 2022 Steven Stamkos scores a power-play goal, recording his 954th career point and passing Martin St. Louis as the franchise's all-time scoring leader in an 8-1 win over Toronto. The primary assist on Stamkos's goal went to Nikita Kucherov, who recorded his 600th career point on the play in his 557th career game, becoming the fastest skater in franchise history to hit the 600-point mark.

Apr. 23, 2022 Victor Hedman records both his 20th goal and 57th assist of the season in a 6-2 win over Nashville. Hedman joined Dan Boyle as the only defenseman in franchise history to hit the 20-goal mark, while his 57th assist set a new franchise record for defensemen, passing his previous mark of 56 set in 2016-17. Hedman finished the season with 65 assists and 85 points, both franchise records for defensemen.

Apr. 26, 2022 Steven Stamkos scores two goals in a 4-1 win over Columbus and hits the 100-point mark for the first time in his NHL career, becoming the fourth different player in franchise history to record 100 points in a single season.

Apr. 28, 2022 Nikita Kucherov caps an eight-game goal streak that began Apr. 14, matching the longest goal streak in franchise history set previously by Brian Bradley during the Bolts' inaugural season (Nov. 11-24, 1992).

Apr. 29, 2022 Steven Stamkos scores a hat trick in the regular season finale, his franchise-record 10th career hat trick, in a 6-4 win over the Islanders. With the hat trick, Stamkos wrapped up the regular season with nine consecutive multi-point games (10-16-26) and passed Vincent Lecavalier for the longest stretch of multi-point games

in franchise history. Finishing the month of Apr. with 33 points (12G, 21A) in 16 games, Stamkos set a franchise record for the most points in a calendar month. His 33 points were the most in a single month by any NHL player since Mario Lemieux posted 34 points in 14 games for Pittsburgh in Dec. of 1995. Tampa Bay concluded the 2021-22 regular season with a 51-23-8 record, finishing third in the Atlantic Division and qualifying for the postseason for the fifth-consecutive season, a franchise record for consecutive playoff appearances. It marked the eighth time in the last nine seasons and 14th time in franchise history that Tampa Bay qualified for the playoffs.

May 17, 2022 Ryan McDonagh records five blocked shots in a 4-1 win over Florida in Game 1 of the Eastern Conference Semifinals. With the five blocks, McDonagh passed Dan Girardi (383) for the most blocked shots in NHL playoff history.

May 23, 2022 Tampa Bay defeats Florida, 2-0, in Game 4 of the Eastern Conference Semifinals to complete a four-game sweep over the in-state rival Panthers. With the win, the Lightning became the third franchise in NHL history (fourth instance) to win 10 or more consecutive playoff series. The victory marked Andrei Vasilevsky's sixth career series-clinching shutout, the most in NHL history.

June 5, 2022 Ondrej Palat scores the game-winning goal in Game 3 of the Eastern Conference Final, a 3-2 win over the Rangers. With the goal, Palat recorded his 10th career game-winning goal in the playoffs, passing Tyler Johnson for the most in franchise history.

June 11, 2022 Tampa Bay defeats the Rangers, 2-1, in Game 6 of the Eastern Conference Final to advance to the Stanley Cup Final for the third-straight season, the first team to do so since the Edmonton Oilers made three in a row from 1983-85.

June 15, 2022 Nikita Kucherov records one assist in a 4-3, overtime loss to Colorado in Game 1 of the Stanley Cup Final. With the helper, Kucherov became the first player in franchise history to record 100 career playoff assists and the 25th player in NHL history to do so.

June 20, 2022 The Lightning defeat Colorado, 6-2, in Game 3 of the Stanley Cup Final at AMALIE Arena. With the win, Tampa Bay set a new franchise record with eight consecutive playoff victories at home. In the victory, Nikita Kucherov recorded two assists and became the fourth player in NHL history to record 25-plus points in three straight postseasons, joining Mike Bossy (1981-83), Wayne Gretzky (1983-85) and Bryan Trottier (1980-82). Additionally, his 26th career multi-assist postseason game tied Jaromir Jagr for the most among primary wingers in NHL playoff history.

July 12, 2022 The Lightning hire Jeff Blashill to serve as an assistant coach.

Nov. 13, 2022 Mikhail Sergachev records two goals and two assists in the first period of a 6-3 home win over the Washington Capitals to tie the NHL record for most points by a defenseman in a period

Dec. 1, 2022 Lightning captain Steven Stamkos becomes the first player in franchise history to amass 1,000 points with the Lightning after notching an assist on Nick Paul's goal at 7:55 of the second period in a 4-1 victory at the Philadelphia Flyers. Stamkos is the 95th player in NHL history to accumulate 1,000 career points

Dec. 8, 2022 Tampa Bay records the 300th consecutive home sellout at AMALIE Arena in a 5-2 victory over the Nashville Predators. The streak, which includes playoff contests but doesn't include the 2020-21 season due to social distancing protocols because of the COVID-19 pandemic, is the longest active streak in the NHL and remains intact through the 2022-23 season, sitting at 330 games entering 2023-24.

Jan. 18, 2023 Steven Stamkos becomes the first player in Lightning history to score 500 career goals with the franchise on the first of his three goals at the Vancouver Canucks. He also recorded his 11th career hat trick. Stamkos becomes the 47th player in NHL history to reach the 500-goal milestone.

Jan. 28, 2023 The Lightning defeat the Los Angeles Kings 5-2 at AMALIE Arena to cap a 12-game home win streak and set a franchise record for most consecutive wins at home. The streak started on Dec. 8 with a 5-2 win over the Nashville Predators.

Feb. 11, 2023 Victor Hedman records his 500th career assist on Anthony Cirelli's game-winning goal with :44 seconds remaining in regulation to become the third player in franchise history (also: Steven Stamkos and Vincent Lecavalier) to first defenseman to reach the milestone.

Feb. 23, 2023 Despite a 6-5 overtime loss to the Buffalo Sabres at AMALIE Arena, Tampa Bay caps a 16-game home point streak that is the longest home point streak in franchise history. The streak started Dec. 8 with a 5-2 win over the Nashville Predators. The Bolts went 14-0-2 over the 16-game stretch.

Mar. 11, 2023 Nikita Kucherov establishes a franchise mark for a home point streak after notching an assist on Brayden Point's game-winning tally with a minute to go in regulation of a 3-1 win over the Chicago Blackhawks at AMALIE Arena for his 24th-consecutive home game with at least one point. Kucherov recorded 7-36---43 pts. during the home point streak, which began Nov. 25 vs. St. Louis.

Mar. 19, 2023 Nikita Kucherov reaches 100 points on the season on a first-period goal in a 5-2 home loss to the New Jersey Devils, the third 100-point season of his career (also: 2017-18, 2018-19) and the sixth 100-point season in franchise history.

Apr. 1, 2023 Tampa Bay secured a postseason berth with a 5-0 shutout home victory over the New York Islanders, marking the sixth-consecutive season the Lightning qualified for the postseason, extending their franchise record for longest playoff streak.

Apr. 6, 2023 Steven Stamkos skates in his 1,000th career game in a 6-1 loss at the New York Islanders, becoming the second player in franchise history to reach the milestone behind former teammate Vincent Lecavalier.

Apr. 13, 2023 Brayden Point nets his 50th goal of the season on a power play at 10:47 of the third period and tacks on his 51st five minutes later in a 5-0 shutout home victory over the Detroit Red Wings in the regular season finale. Point becomes just the third player in franchise history to reach the 50-goal mark in a season, joining Steven Stamkos (60 goals in 2011-12, 51 goals in 2009-10) and Vincent Lecavalier (52 goals in 2006-07).

June 16, 2023 Lightning owner Jeff Vinik sells a minority interest of the team to Arcotus Sports Partners at a record-setting \$1.4 billion valuation.

Oct. 15, 2024 Jon Cooper coaches in his 800th career game in a 5-2 loss at Ottawa.

Nov. 24, 2023 Tampa Bay scored eight goals on 14 shots in an 8-2 win at Carolina, marking the best shooting percentage (57.1%) in NHL history.

Nov. 24, 2023 Nikita Kucherov records six points (2-4-6) in an 8-2 win at Carolina, tying the franchise record for points in a game set by Doug Crossman (3-3-6 on Nov. 7, 1992 at NYI). Kucherov also matched Crossman's franchise record for most power-play points in a game with four (1-3-4).

Dec. 4, 2023 Victor Hedman skates in his 1,000th career game as the Lightning blank Dallas 4-0. Hedman became the third player and first defenseman in Lightning history to reach 1,000 games.

Jan. 9, 2024 Jon Cooper ties Toe Blake for the fifth-most wins with a single franchise in NHL history with his 500th NHL win. Cooper (839 GC) required the third-fewest games among all head coaches in NHL history to reach the 500-win mark trailing only Scotty Bowman (825 GC) and Bruce Boudreau (837 GC). He is the fastest in NHL history to record 500 wins with a single franchise.

Jan. 25, 2024 Steven Stamkos becomes the 29th player in NHL history to record 1,100 points with one team. He does it on an assist to Nikita Kucherov in the second period.

Feb. 25, 2024 With 100 points in 59 games, Kucherov becomes the fastest player in TBL franchise history to record 100 points. He did it in 59 games besting his previous mark of 62 games in 2018-2019. He joins Connor McDavid as the only two players over the past 25 years to record 100 points in fewer than 60 games.

Feb. 29, 2024 It is the fourth time in franchise history that the Tampa Bay Lightning will play a game on February 29th, a leap year. Tampa Bay lost 3-2 in overtime to Buffalo and moved to 3-0-1 on leap day.

Mar. 9, 2024 Darren Raddysch records five assists, which is a new TBL franchise record for a defenseman. He joins Pavel Kubina and Doug Crossman as the only three defensemen in TBL franchise history to record five points in a single game. He also joins Marty St. Louis and Mark Recchi as the only skaters in franchise history with five helpers in a single game. Raddysch is only the 33rd defenseman since 1950 to record five assists in a single game.

Mar. 14, 2024 Victor Hedman officially passes Vincent Lecavalier to take sole possession of the second-most games played in TBL franchise history with 1,038 of them.

Mar. 14, 2024 Brayden Point becomes the third player in TBL franchise history to record six points in a single game. He ties the franchise record. Doug Crossman and Nikita Kucherov, who accomplished the feat earlier this season, are the only other players to do it.

Mar. 30, 2024 Steven Stamkos becomes the 47th player in NHL history with nine career 30-goal seasons.

Apr. 1, 2024 Steven Stamkos records his 211th career power-play goal passing Luc Robitaille and taking sole possession of the third-most power-play goals scored with a single franchise in NHL history.

Apr. 3, 2024 Nikita Kucherov officially sets a new franchise record for points in a single season with 129 with an assist to Brayden Point with 17:06 remaining in the second period.

Apr. 13, 2024 Erik Cernak becomes the fourth player in TBL franchise history to record 500 blocked shots with the club.

Apr. 15, 2024 Steven Stamkos scores his 40th goal of the season. He has scored 40+ goals in seven seasons, the most in TBL history.

Apr. 17, 2024 Nikita Kucherov becomes the fifth player in NHL history to record 100 assists in a single season.

ALL-TIME INDIVIDUAL RECORDS

GOALS

MOST GOALS - CAREER

555 - Steven Stamkos
383 - Vincent Lecavalier
365 - Martin St. Louis

BY DEFENSEMAN

156 - Victor Hedman
72 - Pavel Kubina
66 - Dan Boyle

MOST GOALS - SEASON

60 - Steven Stamkos 2011-12
52 - Vincent Lecavalier 2006-07
51 - Steven Stamkos 2009-10
51 - Brayden Point 2022-23

BY LEFT WING

32 - Fredrik Modin 2000-01
31 - Fredrik Modin 2005-06
30 - Brandon Hagel 2022-23

BY RIGHT WING

44 - Nikita Kucherov 2023-24
43 - Martin St. Louis 2006-07
41 - Nikita Kucherov 2018-19

BY CENTER

60 - Steven Stamkos 2011-12
52 - Vincent Lecavalier 2006-07
51 - Steven Stamkos 2009-10
51 - Brayden Point 2022-23

BY DEFENSEMAN

20 - Dan Boyle 2006-07
20 - Victor Hedman 2021-22
17 - Victor Hedman 2017-18
17 - Pavel Kubina 2003-04

BY ROOKIE

25 - Yann Gourde 2017-18
24 - Tyler Johnson 2013-14
23 - Ondrej Palat 2013-14
23 - Steven Stamkos 2008-09

MOST GOALS - GAME

4 - Chris Kontos, 10/7/92 vs. CHI
4 - Martin St. Louis, 1/18/14 vs. SJS
4 - Steven Stamkos, 12/14/23 @ EDM
3 - 67 times, Last: Steven Stamkos, 4/9/24 vs. CBJ

BY DEFENSEMAN

3 - Doug Crossman, 11/7/92 @ NYI
3 - Dan Boyle, 12/23/06 vs. NYR
2 - 48 times, Last: Victor Hedman 3/9/24 vs. PHI

BY ROOKIE

3 - 4 times, Last: Carter Verhaeghe, 1/7/20 vs. VAN

MOST GOALS - PERIOD

3 - 8 times, Last: Steven Stamkos, 12/14/23 @ EDM (3rd Period)

MOST POWER PLAY GOALS - CAREER

214 - Steven Stamkos
112 - Vincent Lecavalier
96 - Martin St. Louis

BY DEFENSEMAN

33 - Pavel Kubina
31 - Dan Boyle
31 - Victor Hedman
27 - Roman Hamrlik

MOST POWER PLAY GOALS - SEASON

24 - Steven Stamkos 2009-10
20 - Brayden Point 2018-19
20 - Brayden Point 2022-23
19 - Steven Stamkos 2023-24

MOST SHORTHANDED GOALS - CAREER

28 - Martin St. Louis
14 - Rob Zamuner
13 - Vincent Lecavalier
13 - Anthony Cirelli

MOST SHORTHANDED GOALS - SEASON

8 - Martin St. Louis 2003-04
5 - 4 times, last: Anthony Cirelli 2018-19

MOST GAME-WINNING GOALS - CAREER

85 - Steven Stamkos
64 - Martin St. Louis
60 - Vincent Lecavalier
56 - Brayden Point

MOST GAME-WINNING GOALS - SEASON

12 - Brayden Point 2017-18
12 - Brayden Point 2023-24
12 - Steven Stamkos 2011-12
11 - Steven Stamkos 2021-22

MOST HAT TRICKS - CAREER

13 - Steven Stamkos
8 - Martin St. Louis
6 - Vincent Lecavalier

MOST HAT TRICKS - SEASON

3 - Wendel Clark 1998-99
3 - Brayden Point 2023-24
2 - 9 times, Last: Steven Stamkos 2023-24

MOST CONSECUTIVE (TEAM) GAMES SCORING GOALS

8 - Brian Bradley 11/11-11/24/92
8 - Nikita Kucherov 4/14-4/28/22
7 - Steven Stamkos 2/13-3/11/10
7 - Nikita Kucherov 10/6-10/17/17
7 - Brayden Point 2/21-3/4/23

ASSISTS

MOST ASSISTS - CAREER

588 - Martin St. Louis
582 - Steven Stamkos
572 - Victor Hedman

BY DEFENSEMAN

572 - Victor Hedman
209 - Mikhail Sergachev
187 - Dan Boyle

MOST ASSISTS - SEASON

100 - Nikita Kucherov 2023-24
87 - Nikita Kucherov 2018-19
83 - Nikita Kucherov 2022-23

BY LEFT WING

57 - Vaclav Prospal 2002-03
55 - Cory Stillman 2003-04
55 - Vaclav Prospal 2005-06

BY CENTER

68 - Brad Richards 2005-06
64 - Steven Stamkos 2021-22
59 - Steven Stamkos 2017-18

BY RIGHT WING

100 - Nikita Kucherov 2023-24
87 - Nikita Kucherov 2018-19
83 - Nikita Kucherov 2022-23

BY DEFENSEMAN

65 - Victor Hedman 2021-22
63 - Victor Hedman 2023-24
56 - Victor Hedman 2016-17

BY ROOKIE

41 - Brad Richards 2000-01
39 - Yann Gourde 2017-18
36 - Ondrej Palat 2013-14

MOST ASSISTS - GAME

5 - Mark Recchi 3/1/09 at CGY
5 - Martin St. Louis 11/18/10 @ PHI
5 - Darren Raddysch 3/9/24 vs. PHI
4 - 21 times, Last: Nikita Kucherov 3/21/24 @ SJS

BY DEFENSEMAN

5 - Darren Raddysch 3/9/24 vs. PHI
4 - 7 times, last - Victor Hedman 4/24/22 @ FLA

BY ROOKIE

3 - Rob Zamuner 10/7/92 vs. CHI
3 - Brad Richards 10/15/00 vs. ATL
3 - Brad Richards 1/30/01 @ FLA
3 - Victor Hedman 2/11/10 vs. BOS
3 - Nick Perbix 1/28/23 vs. LAK
3 - Nick Perbix 2/21/23 vs. ANA

MOST ASSISTS - PERIOD

3 - 33 times, Last: Nikita Kucherov, 3/21/24 vs. SJS (3rd period)

MOST CONSECUTIVE (TEAM) GAMES WITH AN ASSIST

13 - Nikita Kucherov 2/22-3/23/24
11 - Nikita Kucherov 11/16-12/6/23
10 - 3 times, Last: Martin St. Louis 10/6-10/31/09

POINTS

MOST POINTS - CAREER

1,137 - Steven Stamkos
953 - Martin St. Louis
874 - Vincent Lecavalier
873 - Nikita Kucherov

BY DEFENSEMAN

728 - Victor Hedman
257 - Mikhail Sergachev
253 - Dan Boyle

MOST POINTS - SEASON

144 - Nikita Kucherov (44g-100a) 2023-24
128 - Nikita Kucherov (41g-87a) 2018-19
113 - Nikita Kucherov (30g-83a) 2022-23
108 - Vincent Lecavalier (52g-56a) 2006-07

BY LEFT WING

80 - Cory Stillman (25g-55a) 2003-04
80 - Vaclav Prospal (25g-55a) 2005-06
79 - Vaclav Prospal (22g-57a) 2002-03

BY CENTER

108 - Vincent Lecavalier (52g-56a) 2006-07
106 - Steven Stamkos (42g-64a) 2021-22
98 - Steven Stamkos (45g-53a) 2018-19

BY RIGHT WING

144 - Nikita Kucherov (44g-100a) 2023-24
128 - Nikita Kucherov (41g-87a) 2018-19
113 - Nikita Kucherov (30g-83a) 2022-23
102 - Martin St. Louis (43g-59a) 2006-07

BY DEFENSEMAN

85 - Victor Hedman (20g-65a) 2021-22
76 - Victor Hedman (13g-63a) 2023-24
72 - Victor Hedman (16g-56a) 2016-17
65 - Roman Hamrlik (16g-49a) 1995-96

BY ROOKIE

64 - Yann Gourde (25g-39a) 2017-18
62 - Brad Richards (21g-41a) 2000-01
59 - Ondrej Palat (23g-36a) 2013-14

MOST POINTS - GAME

6 - Doug Crossman 11/7/92 (3g-3a) @ NYI
6 - Nikita Kucherov 11/24/23 (2g-4a) @ CAR
6 - Brayden Point 3/14/24 (3g, 3a) vs. NYR
5 - 17 times, Last: Nikita Kucherov 3/14/23 (1g-4a) vs. NYR

BY DEFENSEMAN

6 - Doug Crossman 11/7/92 (3g-3a) @ NYI
5 - Pavel Kubina 11/22/00 (1g-4a) vs. ATL
5 - Darren Raddysch 3/9/24 (0g-5a) vs. PHI
4 - 12 times, Last: Victor Hedman 1/18/24 (1g-3a) vs. MIN

BY ROOKIE

3 - 34 times, Last: Nick Perbix 2/21/23 (0g-3a) vs. ANA

MOST POINTS - PERIOD

4 - Pavel Kubina (1g-3a) 11/22/00 vs. ATL (2nd period)
 4 - Dan Boyle (3g-1a) 12/23/06 vs. NYR (3rd period)
 4 - Vincent Lecavalier (2g-2a) 11/14/07 vs. CAR (2nd period)
 4 - Martin St. Louis (1g-3a) 2/12/09 vs. TOR (1st period)
 4 - Mikhail Sergachev (2g-2a) 11/13/22 @ WSH (1st period)
 4 - Nikita Kucherov (2g-2a) 11/6/23 @ TOR (1st period)

MOST POWER PLAY POINTS - CAREER

422 - Steven Stamkos
 318 - Nikita Kucherov
 300 - Martin St. Louis

BY DEFENSEMAN

259 - Victor Hedman
 126 - Dan Boyle
 103 - Pavel Kubina

MOST POWER PLAY POINTS - SEASON

53 - Nikita Kucherov (13g-40a) 2023-24
 50 - Nikita Kucherov (8g-42a) 2022-23
 48 - Nikita Kucherov (15g-33a) 2018-19
 46 - Brad Richards (7g-39a) 2005-06

MOST POINTS AT HOME - SEASON

69 - Nikita Kucherov (23g-46a) 2023-24
 66 - Nikita Kucherov (16g-50a) 2022-23
 62 - Nikita Kucherov (20g-42a) 2018-19
 59 - Brayden Point (32g-27a) 2022-23

BY DEFENSEMAN

44 - Victor Hedman (9g-35a) 2021-22
 42 - Victor Hedman (9g-33a) 2016-17
 42 - Mikhail Sergachev (8g-34a) 2022-23

BY ROOKIE

35 - Ondrej Palat (18g-17a) 2013-14
 35 - Brad Richards (12g-23a) 2000-01
 30 - Tyler Johnson (15g-15a) 2013-14

MOST POINTS ON ROAD - SEASON

75 - Nikita Kucherov (21g-54a) 2023-24
 66 - Nikita Kucherov (21g-45a) 2018-19
 61 - Vincent Lecavalier (25g-36a) 2006-07

BY DEFENSEMAN

41 - Victor Hedman (11g-30a) 2021-22
 37 - Victor Hedman (9g-28a) 2023-24
 30 - Victor Hedman (8g-22a) 2017-18
 30 - Victor Hedman (7g-23a) 2016-17

BY ROOKIE

35 - Yanni Gourde (12g-23a) 2017-18
 27 - Brad Richards (9g-18a) 2000-01
 24 - Ondrej Palat (5g-19a) 2013-14

MOST CONSECUTIVE (TEAM) GAMES WITH A POINT

18 - Steven Stamkos 1/19-3/11/10 (17g-16a-33p)
 14 - Steven Stamkos 11/13-12/13/22 (9g-12a-21p)
 14 - Brandon Hagel 1/23-2/27/24 (9g-12a-21p)
 13 - Nikita Kucherov 2/22-3/23/24 (5g-24a-29p)
 13 - Brian Bradley 11/11-11/24/92 (10g-9a-19p)
 13 - Martin St. Louis 2/5-3/3/04 (8g-15a-23p)
 13 - Vaclav Prospal 10/26-11/20/05 (8g-15a-23p)

MOST POINTS TWO CONSECUTIVE (TEAM) GAMES

9 - Nikita Kucherov 12/22-12/27/18 (2g, 7a)
 9 - Nikita Kucherov 4/24-4/26/22 (3g, 6a)
 9 - Nikita Kucherov 11/4-11/6/23 (3g, 6a)
 8 - Nikita Kucherov 2/12-2/14/19 (2g, 6a)
 8 - Nikita Kucherov 4/23-4/24/22 (3g, 3a)
 8 - Vincent Lecavalier 11/14-11/16/07 (4g, 4a)
 8 - Steven Stamkos 4/24-4/26/22 (4g, 4a)

MOST POINTS THREE CONSECUTIVE (TEAM) GAMES

12 - Nikita Kucherov 4/23-4/26/22 (4g, 8a)
 11 - Nikita Kucherov 2/14-2/18/19 (4g, 7a)
 11 - Nikita Kucherov 2/10-2/14/19 (4g, 7a)
 11 - Nikita Kucherov 12/22-12/29/18 (3g, 8a)
 11 - Nikita Kucherov 12/20-12/27/18 (2g, 9a)
 11 - Steven Stamkos 4/23-4/26/22 (5g, 6a)

MOST SEASONS

16 - Steven Stamkos
 15 - Victor Hedman
 14 - Vincent Lecavalier

MOST GAMES PLAYED

1,082 - Steven Stamkos
 1,052 - Victor Hedman
 1,037 - Vincent Lecavalier

MOST CONSECUTIVE GAMES PLAYED

499 - Martin St. Louis 11/17/05-12/6/11
 388 - Cory Sarich 11/25/01 - 4/7/07
 344 - Brad Richards 1/20/03-2/23/08

MOST SHOTS - SEASON

339 - Vincent Lecavalier 2006-07
 318 - Vincent Lecavalier 2007-08
 309 - Vincent Lecavalier 2005-06
 306 - Nikita Kucherov 2023-24

BY DEFENSEMAN

281 - Roman Hamrlik 1995-96
 27 - Brad Richards 3/7/03 vs. COL
 219 - Victor Hedman 2021-22

MOST SHOTS - GAME

14 - John Tucker 12/16/92 @ SJS
 12 - Brad Richards 3/7/03 vs. COL
 12 - Vincent Lecavalier 3/11/2011 vs. OTT
 12 - Steven Stamkos 10/13/14 vs. MTL

BY DEFENSEMAN

10 - Victor Hedman 3/30/21 vs. CBJ
 9 - Victor Hedman 12/21/17 vs. OTT
 9 - Shawn Chambers 1/21/93 vs. TOR
 9 - Mikhail Sergachev 3/11/21 @ DET

HIGHEST PLUS-MINUS - CAREER

175 - Victor Hedman
 147 - Ondrej Palat
 135 - Nikita Kucherov

HIGHEST PLUS-MINUS - SEASON

38 - Ryan McDonagh 2018-19
 38 - Nikita Kucherov 2014-15
 35 - Martin St. Louis 2003-04

BY DEFENSEMAN

38 - Ryan McDonagh 2018-19
 32 - Victor Hedman 2017-18
 29 - Anton Stralman 2017-18
 29 - Brad Lukowich 2003-04

HIGHEST PLUS-MINUS - GAME

+6 - Matt Carle 1/11/14 vs. PHI
 +5 - 13 times, Last - Victor Hedman 2/15/24 vs. COL

BY DEFENSEMAN

+6 - Matt Carle 1/11/14 vs. PHI
 +5 - 8 times, Last - Victor Hedman 2/15/24 vs. COL

PENALTIES**MOST PENALTY MINUTES - CAREER**

828 - Chris Gratton
 784 - Pavel Kubina
 746 - Vincent Lecavalier

BY DEFENSEMAN

784 - Pavel Kubina
 742 - Victor Hedman
 604 - Enrico Ciccone

MOST PENALTY MINUTES - SEASON

265 - Zenon Konopka 2009-10
 258 - Enrico Ciccone 1995-96
 225 - Enrico Ciccone 1994-95

BY DEFENSEMAN

258 - Enrico Ciccone 1995-96
 225 - Enrico Ciccone 1994-95
 170 - Petr Svoboda 1999-00

MOST PENALTY MINUTES - GAME

49 - Darcy Tucker 12/27/99 vs. FLA
 37 - Wayne Primeau 1/20/01 @ OTT
 36 - Chris Joseph 3/9/94 @ HFD

MOST MAJOR PENALTIES - CAREER

44 - Rudy Poeschek
 42 - Andre Roy
 38 - Zenon Konopka

MOST MISCONDUCT PENALTIES - CAREER

16 - Steve Downie
 13 - Pat Maroon
 13 - Andre Roy

GOALTENDING**MOST SEASONS**

10 - Andrei Vasilevskiy
 7 - Daren Puppa
 5 - Ben Bishop

MOST GAMES PLAYED - CAREER

477 - Andrei Vasilevskiy
 227 - Ben Bishop
 206 - Daren Puppa

MOST GAMES PLAYED - SEASON

70 - Nikolai Khabibulin 2001-02
 65 - Andrei Vasilevskiy 2017-18
 65 - Nikolai Khabibulin 2002-03

MOST MINUTES PLAYED - CAREER

28,049 - Andrei Vasilevskiy
 13,005 - Ben Bishop
 11,576 - Daren Puppa

MOST MINUTES PLAYED - SEASON

3,896 - Nikolai Khabibulin 2001-02
 3,825 - Andrei Vasilevskiy 2017-18
 3,787 - Nikolai Khabibulin 2002-03

MOST WINS - CAREER

293 - Andrei Vasilevskiy
 131 - Ben Bishop
 83 - Nikolai Khabibulin

MOST WINS - SEASON

44 - Andrei Vasilevskiy 2017-18
 40 - Ben Bishop 2014-15
 39 - Andrei Vasilevskiy 2018-19
 39 - Andrei Vasilevskiy 2021-22

MOST LOSSES - CAREER

143 - Andrei Vasilevskiy
 91 - Daren Puppa
 74 - Nikolai Khabibulin

MOST LOSSES - SEASON

33 - Daren Puppa 1993-94
 33 - Kevin Weekes 2000-01
 32 - Nikolai Khabibulin 2001-02

MOST TIES - CAREER

28 - Nikolai Khabibulin
 26 - Daren Puppa
 7 - Pat Jablonski

MOST TIES - SEASON

11 - Nikolai Khabibulin 2002-03
 10 - Nikolai Khabibulin 2001-02
 9 - Daren Puppa 1995-96

MOST SHOOTOUT WINS - CAREER

22 - Andrei Vasilevskiy
 13 - Ben Bishop
 7 - Johan Holmqvist

MOST SHOOTOUT WINS - SEASON

6 - Johan Holmqvist 2006-07
 6 - Ben Bishop 2013-14
 5 - Andrei Vasilevskiy 2017-18

MOST SHOOTOUT LOSSES - CAREER

14 - Ben Bishop
 10 - Mike Smith
 7 - Andrei Vasilevskiy

MOST SHOOTOUT LOSSES - SEASON

7 - Mike Smith 2008-09
 6 - Ben Bishop 2013-14
 4 - Antero Niittymaki 2009-10

BEST GAA - CAREER (MIN. 50 GP)

2.28 - Ben Bishop
 2.39 - Nikolai Khabibulin
 2.56 - Andrei Vasilevskiy

BEST GAA - SEASON (MIN. 30 GP)

2.06 - Ben Bishop 2015-16
 2.21 - Andrei Vasilevskiy 2020-21
 2.23 - Ben Bishop 2013-14

BEST SAVE PERCENTAGE - CAREER (MIN. 50 GP)

.921 - Ben Bishop
 .917 - Andrei Vasilevskiy
 .914 - Nikolai Khabibulin

BEST SAVE PERCENTAGE - SEASON (MIN. 30 GP)

.926 - Ben Bishop 2015-16
 .925 - Andrei Vasilevskiy 2018-19
 .925 - Andrei Vasilevskiy 2020-21

MOST SAVES - CAREER

13,192 - Andrei Vasilevskiy
 5,728 - Ben Bishop
 4,959 - Daren Puppa

MOST SAVES - SEASON

1,908 - Andrei Vasilevskiy 2017-18
 1,761 - Nikolai Khabibulin 2001-02
 1,716 - Andrei Vasilevskiy 2022-23

MOST SAVES - GAME

54 - Andrei Vasilevskiy 3/20/19 @ WSH
 53 - Andrei Vasilevskiy 12/14/23 @ EDM
 52 - Andrei Vasilevskiy 11/3/22 vs. CAR

MOST SAVES AT HOME - GAME

52 - Andrei Vasilevskiy 11/3/22 vs. CAR
 48 - Andrei Vasilevskiy 12/13/18 vs. TOR
 48 - Jonas Johansson 10/21/23 vs. TOR
 45 - Daren Puppa 11/27/95 vs. LAK
 45 - Dwayne Roloson 2/16/12 vs. SJS
 45 - Andrei Vasilevskiy 3/6/18 vs. FLA
 45 - Andrei Vasilevskiy 12/29/22 vs. NYR

MOST SAVES ON ROAD - GAME

54 - Andrei Vasilevskiy 3/20/19 @ WSH
 53 - Andrei Vasilevskiy 12/14/23 @ EDM
 48 - Ben Bishop 1/19/14 @ CAR
 47 - Antero Niittymaki 3/25/10 @ BOS

MOST SHUTOUTS - CAREER

34 - Andrei Vasilevskiy
 17 - Ben Bishop
 14 - Nikolai Khabibulin

MOST SHUTOUTS - SEASON

8 - Andrei Vasilevskiy 2017-18
 7 - Nikolai Khabibulin 2001-02
 6 - Andrei Vasilevskiy 2018-19
 6 - Ben Bishop 2015-16

MOST PENALTY MINUTES - SEASON

29 - Dan Cloutier 1999-00
 23 - Mike Smith 2008-09
 14 - 4 times, Last: Andrei Vasilevskiy, 2017-18

MOST CONSECUTIVE GAMES PLAYED

25 - Mark Fitzpatrick 1/21-3/28/98
 17 - Rick Tabaracci 2/1-3/8/97, 12/4/96-1/8/97

MOST CONSECUTIVE GAMES STARTED

25 - Mark Fitzpatrick 1/21-3/28/98
 16 - Ben Bishop 1/14-3/4/14
 13 - Nikolai Khabibulin 10/28-11/23/02

MOST CONSECUTIVE VICTORIES (IN DECISIONS)

12 - Andrei Vasilevskiy 2/22-3/23/21
 11 - Louis Domingue 11/29/18-2/19/19
 10 - Andrei Vasilevskiy 12/23/19-1/17/20
 10 - Andrei Vasilevskiy 2/9-3/5/19

MOST CONSECUTIVE GAMES UNBEATEN (IN DECISIONS)

16 - Nikolai Khabibulin 2/15-4/2/03 (12-0-4)
 12 - Andrei Vasilevskiy 2/22-3/23/21 (12-0-0)
 11 - Louis Domingue 11/29/18-2/19/19 (11-0-0)

TEAM RECORDS**POINTS**

128 - 2018-19 (62-16-4)
 113 - 2017-18 (54-23-5)
 110 - 2021-22 (51-23-8)

AT HOME

66 - 2018-19 (32-7-2)
 65 - 2014-15 (32-8-1)
 61 - 2022-23 (28-8-5)

ON ROAD

62 - 2018-19 (30-9-2)
 53 - 2017-18 (25-13-3)
 51 - 2003-04 (22-12-4-3)

FEWEST POINTS

37 - 1994-95* (17-28-3)
 40 - 2012-13* (18-26-4)
 44 - 1997-98 (17-55-10)

AT HOME

20 - 1994-95* (10-14-0)
 26 - 2012-13* (12-10-2)
 27 - 1992-93 (12-26-3)

ON ROAD

14 - 2012-13* (6-16-2)
 15 - 1997-98 (6-32-3)
 17 - 1994-95* (7-14-3)

*-Season shortened to 48 games due to lockout

MOST WINS

62 - 2018-19
 54 - 2017-18
 51 - 2021-22

AT HOME

32 - 2018-19
 32 - 2014-15
 29 - 2017-18

ON ROAD

30 - 2018-19
 25 - 2017-18
 24 - 2021-22

FEWEST WINS

17 - 1994-95*
 17 - 1997-98
 18 - 2012-13*

AT HOME

10 - 1994-95*
 11 - 1997-98
 12 - 4 times, Last: 2012-13*

ON ROAD

6 - 1997-98
 6 - 1999-00
 6 - 2012-13*

FEWEST REGULATION LOSSES

16 - 2018-19
 17 - 2020-21¹
 21 - 2019-20[^]
 22 - 2003-04

¹-Season shortened to 56 games due to COVID-19 pandemic
[^]-Season shortened to 70 games due to COVID-19 pandemic

AT HOME

7 - 2020-21¹
 7 - 2018-19
 8 - 2014-15
 8 - 2021-22
 8 - 2022-23

ON ROAD

9 - 2018-19
 10 - 2020-21¹
 11 - 2019-20[^]
 12 - 2003-04

MOST REGULATION LOSSES

55 - 1997-98
 54 - 1998-99
 54 - 1992-93

AT HOME

27 - 1992-93
 25 - 1998-99
 23 - 1997-98

ON ROAD

32 - 1997-98
 29 - 1998-99
 28 - 2000-01

MOST TIES

16 - 2002-03
 12 - 1995-96
 11 - 1993-94
 11 - 2001-02

AT HOME

8 - 1996-97
 7 - 1997-98
 7 - 2002-03

AT HOME

12 - (12-0-0) 12/8/22-1/28/23
11 - (11-0-0) 12/23/19-2/15/20
10 - (9-0-1) 1/29-3/12/04

ON ROAD

7 - (6-0-1) 2/23-3/10/04
7 - (7-0-0) 1/7-2/1/07
6 - 6 times, Last: 1/29-2/17/20

LONGEST WINNING

11 - 1/29-2/17/20
10 - 12/23/19-1/11/20
10 - 2/9-2/27/19

AT HOME

12 - 12/8/22-1/28/23
11 - 12/23/19-2/15/20
10 - 12/11/14-1/31/15
9 - 11/29/18-1/10/19

ON ROAD

7 - 1/7-2/1/07
6 - 1/29-2/17/20
6 - 2/1-2/27/19
6 - 10/19-11/12/17
6 - 2/20-3/3/16
6 - 1/8-2/7/08

LONGEST GAMES WITH A POINT

18 - 2/5-3/12/04
16 - 11/29/18-1/3/19
14 - 2/1-2/27/19

AT HOME

12 - 12/8/22-2/23/23
13 - 12/17/19-2/15/20
13 - 1/3-3/12/04

ON ROAD

10 - 2/5-3/10/04
10 - 1/5-2/20/08
9 - 12/11/8-1/3/19

LONGEST WINLESS (INCLUDING OT AND SHOOTOUT LOSSES)

16 - (0-15-1) 10/10-11/17/97
16 - (0-14-2) 1/2-2/5/98
12 - (0-8-2-2) 12/14/99-1/11/00

AT HOME

11 - (0-10-1) 1/2-2/26/98
9 - (0-8-1) 3/9-4/10/93
9 - (0-9-0) 11/10/98 to 12/26/98

ON ROAD

17 - (0-11-3-3) 12/2/99-2/19/00
16 - (0-15-1) 10/10-12/10/97
12 - (0-10-1-1) 1/16-3/1/01

LONGEST LOSING (REGULATION LOSSES)

13 - 1/3-2/2/98
10 - 10/24-11/17/97
9 - 2 times, last - 11/10-12/3/98

AT HOME

10 - 1/3/98-2/26/98
9 - 11/10-12/26/98
6 - 4 times, last - 1/26-2/13/99

ON ROAD

11 - 10/24-12/10/97
8 - 12/21/98-1/15/99
7 - 10/13-11/5/07

SCORING

MOST GOALS SCORED - SEASON

319 - 2018-19
290 - 2017-18
288 - 2023-24

AT HOME

165 - 2018-19
164 - 2022-23
156 - 2023-24

ON ROAD

154 - 2018-19
145 - 2017-18
143 - 2021-22

MOST GOALS - GAME

9 - 1/7/20 in 9-2 win vs. VAN
9 - 11/14/19 in 9-3 win vs. NYR
9 - 11/8/03 in 9-0 win vs. PIT

AT HOME

9 - 1/7/20 in 9-2 win vs. VAN
9 - 11/14/19 in 9-3 win vs. NYR
9 - 11/8/03 in 9-0 win vs. PIT

ON ROAD

8 - 11/24/23 in 8-2 win at Carolina
8 - 4/24/22 in 8-4 win at Florida
8 - 10/30/17 in 8-5 win at Florida
8 - 11/8/10 in 8-7 win at Philadelphia

MOST GOALS SCORED - PERIOD

6 - 1/7/20 in 9-2 win vs. VAN (2nd period)
6 - 12/19/95 in 6-3 win vs. WPG (3rd period)
5 - 10 times, Last: 12/14/23 in 7-4 win at EDM (3rd period)

AT HOME

6 - 1/7/20 in 9-2 win vs. VAN (2nd period)
6 - 12/19/95 in 6-3 win vs. WIN (3rd period)
5 - 6 times, last - 2/23/11 in 8-3 win vs. PHX (1st period)

ON ROAD

5 - 11/24/23 in 8-2 win at CAR (3rd period)
5 - 4/29/22 in 6-4 win at NYI (3rd period)
5 - 3/30/18 in 7-3 win at NYR (3rd period)

FEWEST GOALS SCORED - SEASON

120 - 1994-95*
147 - 2012-13*
151 - 1997-98

AT HOME

63 - 1994-95*
81 - 2012-13*
88 - 1997-98

ON ROAD

57 - 1994-95*
63 - 1997-98
66 - 2012-13*

FEWEST GOALS OPPONENTS - SEASON

144 - 1994-95*
145 - 2020-21*
147 - 2012-13*

AT HOME

65 - 2020-21*
67 - 2012-13*
69 - 1994-95*

ON ROAD

75 - 1994-95*
80 - 2020-21*
80 - 2012-13*

*-Season shortened to 48 games due to lockout
*-Season shortened to 56 games due to COVID-19

MOST GOALS OPPONENTS - SEASON

332 - 1992-93
310 - 1999-00
292 - 1998-99

AT HOME

160 - 1992-93
151 - 1999-00
132 - 2008-09

ON ROAD

172 - 1992-93
165 - 1998-99
159 - 1999-00

MOST GOALS OPPONENT - GAME

10 - 5 times, last - 2/3/99 in 10-1 loss @ WAS

AT HOME

10 - 11/10/98 in 10-2 loss vs. NYR
9 - 5 times, last - 2/17/24 in 9-2 loss vs. FLA

ON ROAD

10 - 4 times, last - 2/3/99 in 10-1 loss @ WAS
9 - 12/30/21 in 9-3 loss @ FLA

MOST GOALS OPPONENT - PERIOD

8 - 2/3/99 in 10-1 loss @ WAS (2nd period)
7 - 11/20/06 in 7-2 loss @ BUF (2nd period)

AT HOME

6 - 3/7/09 in 9-3 loss vs. CAR (2nd period)
5 - 11 times, last - 2/27/20 in 5-2 loss vs. CHI (3rd period)

ON ROAD

8 - 2/3/99 in 10-1 loss @ WAS (2nd period)
7 - 11/20/06 in 7-2 loss @ BUF (2nd period)

MOST GOALS BOTH TEAMS - GAME

16 - 12/5/92 in 9-7 loss vs. DET
15 - 11/23/92 in 10-5 loss @ DET
15 - 12/13/07 in 9-6 loss vs. CGY
15 - 11/18/10 in 8-7 win @ PHI

AT HOME

16 - 12/5/92 in 9-7 loss vs. DET
15 - 12/13/07 in 9-6 loss vs. CGY
13 - 10/18/02 in 8-5 win vs. ATL
13 - 4/6/10 in 8-5 loss vs. CAR

ON ROAD

15 - 11/23/92 in 10-5 loss @ DET
15 - 11/18/10 in 8-7 win @ PHI
14 - 3/1/09 in 8-6 win @ CGY
13 - 5 times, Last: 10/14/21 in 7-6 win @ DET

MOST GOALS BOTH TEAMS - PERIOD

9 - 2 times, last - 11/18/10 in 8-7 win @ PHI (1st period) (TB 4, PHI 5)
8 - 4 times, last - 11/4/11 in 5-4 overtime win vs. CHI (2nd period) (TB 4, CHI 4)

AT HOME

8 - 12/19/95 in 6-3 win vs. WPG (3rd period) (TB 6, WPG 2)
8 - 11/4/11 in 5-4 overtime win vs. CHI (2nd period) (TB 4, CHI 4)
7 - 9 times, last - 1/27/24 in 6-3 win vs. NJD (3rd period) (TB 4, NJD 3)

ON ROAD

9 - 2 times, last - 11/18/10 in 8-7 win @ PHI (1st period) (TB 4, PHI 5)
8 - 2 times, last - 12/9/92 in 6-5 loss @ NYR (2nd period) (TB 4, NYR 4)

FASTEST GOAL START OF GAME

:11 - 2/15/97 in 4-1 win vs. WSH (Dino Ciccarelli)
:11 - 2/4/06 in 5-0 win vs. WSH (Ruslan Fedotenko)
:12 - 12/14/02 in 4-3 win vs. NYI (Cory Sarich)

AT HOME

:11 - 2/15/97 in 4-1 win vs. WSH (Dino Ciccarelli)
:11 - 2/4/06 in 5-0 win vs. WSH (Ruslan Fedotenko)
:12 - 12/14/02 in 4-3 win vs. NYI (Cory Sarich)

ON ROAD

:16 - 5/2/21 in 2-1 win at DET (Blake Coleman)
:17 - 2/4/97 in 2-0 win @ PHX (Chris Gratton)
:17 - 2/21/03 in 2-2 tie @ CAR (Vaclav Prospal)

FASTEST GOAL AGAINST START OF GAME

:07 - 1/5/11 in 8-1 loss @ PIT (Evgeni Malkin)
:12 - 3/4/06 in 6-2 loss vs. MTL (Chris Higgins)
:13 - 11/19/92 in 4-1 loss vs. MIN (Mike Craig)
:14 - 3/18/18 in 3-1 win vs. EDM (Ty Rattie)

AT HOME

:12 - 3/4/06 in 6-2 loss vs. MTL (Chris Higgins)
:13 - 11/19/92 in 4-1 loss vs. MNS (Mike Craig)
:14 - 3/18/18 in 3-1 win vs. EDM (Ty Rattie)

ON ROAD

:07 - 1/5/11 in 8-1 loss @ PIT (Evgeni Malkin)
:14 - 12/23/95 in 7-5 loss @ BOS (Kevin Stevens)
:18 - 1/31/98 in 2-0 loss @ FLA (Kirk Muller)
:18 - 12/20/08 in 4-3 loss @ ATL (Vyacheslav Kozlov)

FASTEST GOAL START OF PERIOD

:09 - 1/16/94 in 3-2 win @ WPG (overtime) (Mikael Andersson)
:09 - 3/20/06 in a 5-6 @ FLA (2nd period) (Ruslan Fedotenko)
:10 - 2 times, last - 4/25/21 in 4-3 win vs. CBJ (overtime) (Victor Hedman)

AT HOME

:10 - 4/25/21 in 4-3 win vs. CBJ (overtime) (Victor Hedman)
:11 - 4 times, last - 1/20/15 in 4-1 win vs. VAN (3rd period) (Alex Killorn)
:12 - 2 times, last - 12/14/02 in 4-3 win vs. NYI (1st period) (Cory Sarich)

ON ROAD

:09 - 1/16/94 in 3-2 win @ WPG (overtime) (Mikael Andersson)
:09 - 3/20/06 in a 5-6 @ FLA (2nd period) (Ruslan Fedotenko)
:10 - 2/15/15 in 5-2 win @ SJS (3rd period) (Ondrej Palat)
:12 - 3 times, last - 2/18/19 in a 5-1 win @ CBJ (3rd period) (Brayden Point)

FASTEST GOAL AGAINST START OF PERIOD

:06 - 11/25/96 in 4-2 loss @ MTL (2nd period) (Brian Savage)
:07 - 4/6/03 in 6-2 loss @ ATL (2nd period) (Kamil Piroš)
:07 - 1/5/11 in 8-1 loss @ PIT (1st period) (Evgeni Malkin)
:08 - 12/15/07 in 3-2 loss vs. WSH (2nd period) (David Steckel)

AT HOME

:08 - 12/15/07 in 2-3 loss vs. WSH (2nd period) (David Steckel)
:10 - 4 times, last - 3/8/16 in 1-0 loss vs. BOS (overtime) (Brad Marchand)
:11 - 3 times, last 10/10/23 in 5-3 win vs. NSH (3rd period) (Jusso Parssinen)

ON ROAD

:06 - 11/25/96 in 4-2 loss @ MTL (2nd period) (Brian Savage)
:07 - 4/6/03 in 6-2 loss @ ATL (2nd period) (Kamil Piroš)
:07 - 1/5/11 in 8-1 loss @ PIT (1st period) (Evgeni Malkin)

FASTEST 2 GOALS - TEAM

:05 - 11/30/2021 in 4-3 loss @ STL (5:24 of 1st, 5:29 of 1st - Corey Perry, Erik Cernak)
:06 - 2/15/24 in 6-3 win vs. COL (19:28 of 3rd, 19:34 of 3rd) - Anthony Cirelli, Nick Perbix)
:09 - 3 times, last - 3/25/16 in 7-4 win vs. NYI (13:42 of 1st, 13:51 of 1st - Nikita Kucherov, Vladislav Namestnikov)

FASTEST 2 GOALS - PLAYER

:11 - 2/12/12 in 2-4 loss @ PIT (9:58 of 1st, 10:09 of 1st) (Steve Downie)
:15 - 10/3/97 in 3-4 loss vs. NJD (17:51 of 3rd, 18:06 of 3rd) (Jason Wiemer)
:28 - 4/10/94 in 4-6 loss @ HFD (3:30 of 1st, 3:58 of 1st) (Denis Savard)

FASTEST 2 GOALS - OPPOSING TEAM

:07 - 2/28/98 in 5-2 win vs. WSH (5:50 of 2nd, 5:57 of 2nd - Calle Johansson, Jan Bulis)
:08 - 11/6/23 in 6-5 loss @ TOR (1:55 of 3rd, 2:03 of 3rd - Calle Jarnkrok, Mitch Marner)
:09 - 10/28/06 in 6-4 loss @ CAR (8:23 of 1st, 8:32 of 1st - Eric Staal, Keven Adams)
:10 - 3 times, last - 2/25/01 in 5-4 loss @ BUF (10:59 of 2nd, 11:09 of 2nd - Miroslav Satan, Vladimir Tsyplakov)

FASTEST 2 GOALS - OPPOSING PLAYER

:15 - 2/5/94 in 6-3 loss @ WSH (14:44 of 1st, 14:59 of 1st) (Peter Bondra)
:21 - 1/18/14 in 5-4 loss vs. SJS (12:48 of 3rd, 13:09 of 3rd) (Joe Pavelski)
:24 - 3/23/23 in 7-2 loss at OTT (13:11 of 3rd, 13:35 of 3rd) (Brady Tkachuk)

FASTEST 2 GOALS - BOTH TEAMS

:03 - 12/9/14 in 5-3 loss vs. WSH (19:56 of 3rd, 19:59 of 3rd - Valtteri Filppula (TBL), Alex Ovechkin (WSH))
:04 - 10/28/98 in 5-3 loss @ ANA (19:51 of 3rd, 19:55 of 3rd - Wendel Clark (TBL), Teemu Selanne (ANA))
:05 - 11/30/21 in 4-3 SO loss @ STL (5:24 of 1st, 5:29 of 1st - Corey Perry (TBL), Erik Cernak (TBL))

FASTEST 3 GOALS - LIGHTNING TEAM

:32 - 3/6/22 in 6-3 win @ CHI (1:51, 2:04, 2:23 of 3rd - Victor Hedman, Corey Perry, Mikhail Sergachev)
:42 - 3/11/08 in 8-4 win vs. NYI (17:43, 18:15, 18:25 of 3rd - Vincent Lecavalier, Michel Ouellet, Jason Ward)
:47 - 4/10/94 in 6-4 loss @ HFD (3:11, 3:30, 3:59 of 1st - John Tucker, Denis Savard(2))

FASTEST 3 GOALS - LIGHTNING PLAYER

1:31 - 11/15/18 in 4-3 win @ PIT (19:57 of 1st - 1:28 of 2nd) (Brayden Point)
6:17 - 10/26/06 in 5-1 win vs. CAR (10:46 of 2nd - 17:03 of 2nd) (Martin St. Louis)
6:23 - 1/18/14 in 5-4 loss vs. SJS (15:44 of 1st - 2:07 of 2nd) (Martin St. Louis)

FASTEST 3 GOALS - OPPOSING TEAM

:36 - 4/15/93 in 6-5 loss @ STL (19:38, 19:48 of 1st, 0:14 of 2nd - Kevin Miller, Bob Bassen (2))
:39 - 11/14/96 in 5-3 loss @ STL (13:15, 13:27, 13:54 of 3rd - Stephane Matteau, Pierre Turgeon, Jim Campbell)
:42 - 3/26/02 in 7-2 loss @ TOR (5:35, 6:09, 6:35 of 3rd - Mats Sundin, Tie Domi (2))

FASTEST 3 GOALS - OPPOSING PLAYER

2:06 - 2/5/94 in 3-6 loss @ WSH (14:44 of 1st - 16:50 of 1st) (Peter Bondra)
3:57 - 2/5/94 in 3-6 loss @ WSH (14:59 of 1st - 18:56 of 1st) (Peter Bondra)
4:10 - 11/8/06 in 4-3 win @ PIT (15:37 of 2nd - 19:47 of 2nd) (Nisse Ekman)

FASTEST 3 GOALS - BOTH TEAMS

:30 - 1/25/13 in 6-4 win vs. OTT (14:30, 14:45, 15:00 of 2nd) - Jason Spezza (OTT), Erik Karlsson (OTT), Steven Stamkos (TBL)
:32 - 3/6/22 in 6-3 win @ CHI (1:51, 2:04, 2:23 of 3rd) - Victor Hedman (TBL), Corey Perry (TBL), Mikhail Sergachev (TBL)
:34 - 1/1/14 in 4-2 win vs. VAN (15:27, 15:47, 16:01 of 2nd) - Valtteri Filppula (TBL), Tyler Johnson (TBL), Zac Dalpe (VAN)

LONGEST SHUTOUT STREAK - TEAM

193:01 – 2/25-3/4/21

AT HOME

159:46 - 11/21-12/2/21

ON ROAD

190:25 - 1/20-1/29/06

MOST CONSECUTIVE GAMES WITHOUT BEING SHUT OUT

125 - 12/15/13-3/26/15
84 - 3/9/19-3/10/20
76 - 1/6/02-12/23/02

LONGEST SCORELESS STREAK

166:34 - 3/19-3/24/00

AT HOME

139:14 - 1/30-2/8/97

ON ROAD

171:19 - 11/5-11/27/15

GREATEST MARGIN OF VICTORY

9 - 11/8/03 in 9-0 win vs. PIT
8 - 12/7/06 in 8-0 win vs. ATL
7 - 4/21/22 in 8-1 win vs. TOR
7 - 3/9/24 in 7-0 win vs. PHI
AT HOME
9 - 11/8/03 in 9-0 win vs. PIT
8 - 12/7/06 in 8-0 win vs. ATL
7 - 4/21/22 in 8-1 win vs. TOR
7 - 3/9/24 in 7-0 win vs. PHI

ON ROAD

6 - 7 times, last - 11/24/23 in 8-2 win @ CAR
5 - 14 times, last - 1/11/22 in 6-1 win @ BUF

GREATEST MARGIN OF DEFEAT

10 - 1/2/96 in 0-10 loss @ CGY
10 - 11/1/95 in 0-10 loss @ PIT
9 - 2/3/99 in 1-10 loss @ WSH

AT HOME

8 - 11/10/98 in 2-10 loss vs. NYR
8 - 4/8/93 in 1-9 loss vs. DET
8 - 2/8/00 in 0-8 loss vs. SJ

ON ROAD

10 - 1/2/96 in 0-10 loss @ CGY
10 - 11/1/95 in 0-10 loss @ PIT
9 - 2/3/99 in 1-10 loss @ WSH

MOST CONSECUTIVE GOALS - GAME

9 - 11/8/03 in 9-0 win vs. PIT
8 - 12/7/06 in 8-0 win vs. ATL
7 - 3/9/24 in 7-0 win vs. PHI
7 - 1/7/20 in 9-2 win vs. VAN
7 - 10/21/17 in 7-1 win vs. PIT
7 - 1/23/11 in 7-1 win vs. ATL
7 - 2/23/11 in 8-3 win vs. PHX

AT HOME

MOST POINTS - PERIOD

15 - 10/7/92 in 7-3 win vs. CHI (1st period) (5g-10a)
15 - 12/19/95 in 6-3 win vs. WPG (3rd period) (6g-9a)
14 - 11/22/00 in 8-2 win vs. ATL (2nd period) (5g-9a)
14 - 1/7/20 in 9-2 win vs. VAN (2nd period) (6g-8a)
14 - 4/29/22 in 6-4 win @ NYI (3rd period) (5g-9a)

AT HOME

15 - 10/7/92 in 7-3 win vs. CHI (1st period) (5g-10a)
15 - 12/19/95 in 6-3 win vs. WPG (3rd period) (6g-9a)
14 - 1/7/20 in 9-2 win vs. VAN (2nd period) (6g-8a)
14 - 11/22/00 in 8-2 win vs. ATL (2nd period) (5g-9a)

ON ROAD

14 - 4/29/22 in 6-4 win @ NYI (3rd period) (5g-9a)
13 - 11/24/23 in 8-2 win @ CAR (3rd period) (5g, 8a)
13 - 3/30/18 in 7-3 win @ NYR (3rd period) (5g-8a)
12 - 16 times, last - 12/14/23 in 7-4 win @ EDM (3rd period) (5g-7a)

MOST POINTS OPPONENTS - GAME

28 - 2/3/99 in 10-1loss @ WAS (10g-18a)
27 - 2 times, last - 3/8/99 in 9-3 loss @ OTT (9g-18a)
26 - 12/30/21 in 9-3 loss @ FLA (9g-17a)

AT HOME

26 - 11/10/98 in 10-2 loss vs. NYR (10g-16a)
25 - 12/5/92 in 9-7 loss vs. DET (9g-16a)
25 - 3/7/09 in 9-3 loss vs. CAR (9g-16a)

ON ROAD

28 - 2/3/99 in 10-1 loss @ WAS (10g-18a)
27 - 2 times, last - 3/8/99 in 9-3 loss @ OTT (9g-18a)
26 - 12/30/21 in 9-3 loss @ FLA (9g-17a)

MOST POINTS OPPONENT - PERIOD

22 - 2/3/99 in 10-1 loss @ WAS (2nd period) (8g-14a)
21 - 11/20/06 in 7-2 loss @ BUF (2nd period) (7g-14a)

AT HOME

18 - 3/7/09 in 9-3 loss vs. CAR (2nd period) (6g-12a)
15 - 2/28/06 in 8-2 loss vs. FLA (2nd period) (5g-10a)
14 - 5 times, last - 3/2/10 in 7-2 loss vs. PHI (3rd period) (6g-8a)

ON ROAD

22 - 2/3/99 in 10-1 loss @ WAS (2nd period) (8g-14a)
21 - 11/20/06 in 7-2 loss @ BUF (2nd period) (7g-14a)

MOST POINTS BOTH TEAMS

- GAME
45 - 11/18/10 in 8-7 win @ PHI (TBL 8-16-24 PHI 7-14-21)
44 - 12/5/92 in 9-7 loss vs. DET (TBL 7-12-19, DET 9-16-25)
39 - 11/23/92 in 10-5 loss @ DET (TBL 5-7-12, DET 10-17-27)

AT HOME

44 - 12/5/92 in 7-9 loss vs. DET (TBL 7-12-19, DET 9-16-25)
36 - 10/18/02 in 8-5 win vs. ATL (TBL 8-14-22, ATL 5-9-14)
36 - 12/13/07 in 6-9 loss vs. CGY (TBL 6-10-16, CGY 9-11-20)

ON ROAD

45 - 11/18/10 in 8-7 win @ PHI (TBL 8-16-24 PHI 7-14-21)
39 - 11/23/92 in 5-10 loss @ DET (TBL 5-7-12, DET 10-17-27)
39 - 3/1/09 in 8-6 win @ CGY (TBL 8-13-21, CGY 6-12-18)

MOST POINTS BOTH TEAMS - PERIOD

27 - 11/18/10 in 8-7 win @ PHI (1st period) (TBL 4-8-12, PHI 5-10-15)
25 - 2/3/99 in 1-10 loss @ WAS (2nd period) (TBL 1-2-3, WAS 8-14-22)
22 - 12/9/92 in 5-6 loss @ NYR (2nd period) (TBL 4-8-12, NYR 4-6-10)

AT HOME

21 - 12/19/95 in 6-3 win vs. WPG (2nd period) (TBL 6-9-15, WPG 2-4-6)
21 - 11/4/11 in 5-4 OT win vs. CHI (2nd period) (TBL 4-7-11, CHI 4-6-10)
20 - 12/5/92 in 7-9 loss vs. DET (3rd period) (TBL 2-4-6, DET 5-9-14)

ON ROAD

27 - 11/18/10 in 8-7 win @ PHI (1st period) (TBL 4-8-12, PHI 5-10-15)
25 - 2/3/99 in a 1-10 loss @ WAS (2nd period) (TBL 1-2-3, WAS 8-14-22)
22 - 12/9/92 in 5-6 loss @ NYR (2nd period) (TBL 4-8-12, NYR 4-6-10)

ASSISTS

MOST ASSISTS - GAME

17 - 11/14/19 in 9-3 win vs. NYR
16 - 10/30/18 in 8-3 win vs. NJD
16 - 11/18/10 in 8-7 win @ PHI
16 - 4/21/22 in 8-1 win vs. TOR

AT HOME

17 - 11/14/19 in 9-3 win vs. NYR
16 - 10/30/18 in 8-3 win vs. NJD
16 - 4/21/22 in 8-1 win vs. TOR
15 - 2/1/13 in 8-3 win vs. WPG

ON ROAD

16 - 11/18/10 in 8-7 win @ PHI
15 - 4/24/22 in 8-4 win @ FLA
14 - 11/24/23 in 8-2 win @ CAR
14 - 3/22/18 in 7-6 win @ NYI

MOST ASSISTS - PERIOD

10 - 10/7/92 in 7-3 win vs. CHI (1st period)
9 - 12/19/95 in 6-3 win vs. WPG (3rd period)
9 - 11/22/00 in 8-2 win vs. ATL (2nd period)
9 - 4/29/22 in 6-4 win @ NYI (3rd period)

AT HOME

10 - 10/7/92 in 7-3 win vs. CHI (1st period)
9 - 12/19/95 in 6-3 win vs. WPG (3rd period)
9 - 11/22/00 in 8-2 win vs. ATL (2nd period)

ON ROAD

9 - 4/29/22 in 6-4 win @ NYI (3rd period)
8 - 18 times, last - 11/24/23 in 8-2 win @ CAR (3rd period)

MOST ASSISTS OPPONENT - GAME

18 - 3/8/99 in 9-3 loss @ OTT
18 - 2/3/99 in 10-1 loss @ WAS
17 - 11/23/92 in 10-5 loss @ DET
17 - 12/30/21 in 9-3 loss @ FLA

AT HOME

16 - 5 times, last - 3/7/09 in 9-3 loss vs. CAR
15 - 2/17/24 in 9-2 loss vs. FLA

ON ROAD

18 - 3/8/99 in 9-3 loss @ OTT
18 - 2/3/99 in 10-1 loss @ WAS
17 - 11/23/92 in 10-5 loss @ DET
17 - 12/30/21 in 9-3 loss @ FLA

MOST ASSISTS BOTH TEAMS

- GAME
30 - 11/18/10 in 8-7 win @ PHI (TBL 16, PHI 14)
28 - 12/5/92 in 7-9 loss vs. DET (TBL 12, DET 16)
25 - 3/9/06 in 5-8 loss @ BUF (TBL 10, BUF 15)
25 - 3/1/09 in 8-6 win @ CGY (TBL 13, CGY 12)
25 - 10/14/21 in 7-6 win @ DET (TBL 13, DET 12)

AT HOME

28 - 12/5/92 in 7-9 loss vs. DET (TBL 12, DET 16)
23 - 10/18/02 in 8-5 win vs. ATL (TBL 14, ATL 9)
22 - 3x, last - 11/14/19 in 9-3 win vs. NYR (TBL 17, NYR 5)

ON ROAD

30 - 11/18/10 in 8-7 win @ PHI (TBL 16, PHI 14)
25 - 3/9/06 in 5-8 loss @ BUF (TBL 10, BUF 15)
25 - 3/1/09 in 8-6 win @ CGY (TBL 13, CGY 12)
25 - 10/14/21 in 7-6 win @ DET (TBL 13, DET 12)

MOST ASSISTS BOTH TEAMS - PERIOD

18 - 11/18/10 in 8-7 win @ PHI (1st period) (TBL 8, PHI 10)
16 - 2/3/99 in 1-10 loss @ WAS (2nd period) (TBL 2, WAS 14)
14 - 3 times, last - 3/1/09 in 8-6 win @ CGY (2nd period) (TBL 8, CGY 6)

AT HOME

13 - 3x, last - 11/4/11 in 5-4 OT win vs. CHI (2nd period) (TBL 7, CHI 6)
12 - 2x, last - 1/25/13 in 6-4 win vs. OTT (2nd period) (TBL 4, OTT 8)

ON ROAD

18 - 11/18/10 in 8-7 win @ PHI (1st period) (TBL 8, PHI 10)
16 - 2/3/99 in 1-10 loss @ WAS (2nd period) (TB 2, WAS 14)
14 - 3 times, last - 3/1/09 in 8-6 win @ CGY (2nd period) (TB 8, CGY 6)

POWER PLAY

MOST POWER PLAY GOALS - SEASON

83 - 1995-96
81 - 2005-06
74 - 2018-19
74 - 1992-93

ON ROAD

42 - 2005-06
40 - 2002-03
40 - 2010-11

FEWEST POWER PLAY GOALS - SEASON

25 - 1994-95*
31 - 2012-13*
33 - 1997-98

AT HOME

11 - 1994-95*
18 - 2020-21*
19 - 1997-98

ON ROAD

9 - 2012-13*
13 - 2015-16
14 - 1994-95*, 1997-98

* - Season shortened to 56 games due to COVID-19 pandemic

* - Season shortened to 48 games due to lockdown

MOST POWER PLAY GOALS - GAME

5 - 11/14/19 in 9-3 win vs. NYR
5 - 3/19/95 in 6-1 win @ BUF
4 - 11 times, last - 11/24/23 in 8-2 win @ CAR

AT HOME

5 - 11/14/19 in 9-3 win vs. NYR
4 - 7 times, last - 10/13/18 in 8-2 win vs. CBJ

ON ROAD

5 - 3/19/95 in 6-1 win @ BUF
4 - 4 times, last - 11/24/23 in 8-2 win @ CAR

MOST POWER PLAY CHANCES - SEASON

485 - 2005-06 (81 PPG, 16.7%)
424 - 2000-01 (53 PPG, 12.5%)
424 - 1992-93 (74 PPG, 17.5%)

AT HOME

240 - 1992-93 (38 PPG, 15.8%)
238 - 2005-06 (39 PPG, 16.4%)
218 - 2002-03 (40 PPG, 18.3%)

ON ROAD

247 - 2005-06 (42 PPG, 17.0%)
210 - 2000-01 (23 PPG, 11.0%)
188 - 2006-07 (35 PPG, 18.6%)

FEWEST POWER PLAY CHANCES - SEASON

163 - 2012-13* (31 PPG, 19.0%)
177 - 1994-95* (25 PPG, 14.1%)
180 - 2020-21* (40 PPG, 20.6%)

AT HOME

85 - 2020-21 (18 PPG, 20%)
91 - 2012-13* (22 PPG, 24.2%)
94 - 1994-95* (11 PPG, 11.7%)

ON ROAD

72 - 2012-13* (9 PPG, 12.5%)
83 - 1994-95* (14 PPG, 16.9%)
95 - 2020-21* (22 PPG, 22.1%)

* - Season shortened to 48 games due to lockdown

^ - Season shortened to 56 games due to COVID-19 pandemic

MOST POWER PLAY CHANCES - GAME

13 - 3/6/01 in 2-1 win vs. SJ (0-13)
13 - 11/09/02 in 3-2 OT loss vs. CHI (2-13)
13 - 12/29/02 in 5-3 win vs. NYR (4-13)

AT HOME

13 - 3/6/01 in 2-1 win vs. SJS (0-13)
13 - 11/09/02 in 3-2 OT loss vs. CHI (2-13)
13 - 12/29/02 in 5-3 win vs. NYR (4-13)

ON ROAD

10 - 2/23/96 in 3-2 win @ NYI (1-10)
10 - 10/20/05 in 6-0 win @ ATL (2-10)
9 - 12 times, last - 1/4/15 in 4-2 win @ OTT(1-9)

FEWEST POWER PLAY GOALS ALLOWED - SEASON

29 - 2020-21*
30 - 2012-13*
32 - 1994-95*
39 - 2023-24

AT HOME

14 - 2020-21*
14 - 2012-13*
14 - 1994-95*
17 - 3 times, last - 2023-24

ON ROAD

15 - 2020-21*
16 - 2012-13*
18 - 1994-95*

* - Season shortened to 48 games due to lockdown

^ - Season shortened to 56 games due to COVID-19 pandemic

MOST POWER PLAY GOALS ALLOWED - SEASON

101 - 1992-93
89 - 2008-09
77 - 1999-00

AT HOME

45 - 1999-00
43 - 1997-98
42 - 1992-93

ON ROAD

59 - 1992-93
49 - 2008-09
42 - 2000-01

MOST POWER PLAY GOALS ALLOWED - GAME

5 - 11/1/95 in 10-0 loss @ PIT
5 - 10/17/11 in 7-4 loss vs. FLA
4 - 10 times, last - 3/5/23 in 6-0 loss @ CAR

AT HOME

5 - 10/17/11 in 7-4 loss vs. FLA
4 - 2 times, last - 11/1/05 in 6-4 loss vs. ATL

ON ROAD

5 - 11/1/95 in 0-10 loss @ PIT
4 - 8 times, last - 3/5/23 in 0-6 loss at CAR

MOST TIMES SHORTHANDED - SEASON

439 - 1995-96 (68 PPGA, 84.5%)
422 - 2000-01 (72 PPGA, 82.9%)
410 - 1997-98 (68 PPGA, 82.4%)

AT HOME

217 - 1995-96 (35 PPGA, 83.9%)
212 - 1997-98 (43 PPGA, 79.7%)
205 - 2000-01 (30 PPGA, 85.4%)

ON ROAD

222 - 1995-96 (33 PPGA, 85.1%)
217 - 2000-01 (42 PPGA, 80.7%)
211 - 1992-93 (59 PPGA, 72%)

FEWEST TIMES SHORTHANDED - SEASON

155 - 2012-13* (30 PPGA, 80.7%)
183 - 2020-21* (29 PPGA, 85.8%)
205 - 1994-95* (32 PPGA, 84.4%)

AT HOME

77 - 2012-13* (14 PPGA, 81.8%)
78 - 2020-21* (14 PPGA, 84.6%)
103 - 2019-20* (17 PPGA, 83.5%)
104 - 2023-24 (17 PPGA, 87.4%)

ON ROAD

78 - 2012-13* (16 PPGA, 79.5%)
96 - 1994-95* (18 PPGA, 81.3%)
105 - 2020-21* (15 PPGA, 86.7%)

* - Season shortened to 48 games due to lockdown

^ - Season shortened to 70 games due to COVID-19 pandemic

MOST TIMES SHORTHANDED - GAME

11 - 3/3/01 in 6-0 win @ NYI (11-11)
10 - 9 times, last - 10/8/05 in 2-1 win vs. FLA (9-10)

AT HOME

10 - 5 times, last - 10/8/05 in 2-1 win vs. FLA (9-10)

ON ROAD

11 - 3/3/01 in 6-0 win @ NYI (11-11)
10 - 4 times, last - 2/25/01 in 5-4 loss @ BUF (7-10)

MOST SHORTHANDED GOALS - SEASON

15 - 2003-04
14 - 2006-07
13 - 1996-97

AT HOME

10 - 2003-04
8 - 2013-14
7 - 3x, Last: 2018-19

ON ROAD

9 - 1996-97
7 - 1998-99
7 - 2006-07

FEWEST SHORTHANDED GOALS - SEASON

0 - 2012-13*
1 - 2010-11
2 - 2009-10
2 - 2011-12

AT HOME

0 - 2011-12,
0 - 2012-13*
1 - 2010-11

ON ROAD

0 - 2009-10
0 - 2010-11
0 - 2012-13*

* - Season shortened to 48 games due to lockdown

FEWEST SHORTHANDED GOALS ALLOWED - SEASON

3 - 2020-21*
3 - 2018-19
3 - 2017-18
4 - 2003-04
4 - 2012-13*

AT HOME

0 - 2018-19
1 - 2021-22
1 - 2020-21*
1 - 2002-03

ON ROAD

0 - 2003-04
1 - 2017-18
2 - 4x, last - 2022-23

^ - Season shortened to 56 games due to COVID-19 pandemic

* - Season shortened to 48 games due to lockdown

MOST SHORTHANDED GOALS ALLOWED - SEASON

20 - 1993-94
16 - 1997-98
16 - 2010-11

AT HOME

11 - 2010-11
9 - 2022-23
8 - 1993-94

ON ROAD

AT HOME

79 - 2/17/24 in 9-2 loss vs. FLA (3rd period)

75 - 4/4/98 in 4-1 loss vs. PIT (2nd period)

64 – 3/9/23 in 4-3 loss vs. VGK (3rd period)

ON ROAD

65 - 5/8/21 in 5-1 loss @ FLA (3rd period)

63 - 11/6/97 in 5-2 loss @ LAK (3rd period)

59 - 1/4/93 in 7-0 loss @ VAN (3rd period)

MOST OPPONENT PENALTY MINUTES - SEASON

1736 - 1992-93

1662 - 1993-94

1608 - 1997-98

AT HOME

981 - 1993-94

964 - 1992-93

915 - 1997-98

ON ROAD

807 - 1999-00

750 - 1992-93

745 - 1995-96

FEWEST OPPONENT PENALTY MINUTES - SEASON

624 - 2020-21[^]

690 - 2019-20[^]

773 - 2018-19

AT HOME

239 - 2020-21[^]

346 - 2019-20[^]

375 - 2017-18

ON ROAD

344 - 2019-20[^]

364 - 2018-19

378 - 2013-14

- - Season shortened to 56 games

due to COVID-19 pandemic

[^]-Season shortened to 70 games

due to COVID-19 pandemic

MOST PENALTY MINUTES OPPONENT - GAME

92 - 11/6/97 in 5-2 loss @ LAK

90 – 2/17/24 in 9-2 loss vs. FLA

83 - 2 times, last - 3/21/98 in 5-1 win vs. FLA

AT HOME

90 – 2/17/24 in 9-2 loss vs. FLA

83 - 2 times, last - 3/21/98 in 5-1 win vs. FLA

ON ROAD

92 - 11/6/97 in 5-2 loss @ LAK

76 - 5/8/21 in 5-1 loss at FLA

75 - 1/4/93 in 7-0 loss @ VAN

MOST PENALTY MINUTES OPPONENT - PERIOD

79 - 2/17/24 in 9-2 loss vs. FLA (3rd period)

62 - 3/9/23 in 4-3 OT loss vs. VGK (3rd period)

60 - 3/21/98 in 5-1 win vs. FLA (3rd period)

AT HOME

79 - 2/17/24 in 9-2 loss vs. FLA (3rd period)

62 - 3/9/23 in 3-4 OT loss vs. VGK (3rd period)

60 - 3/21/98 in 5-1 win vs. FLA (3rd period)

ON ROAD

51 - 5/8/21 in 5-1 loss @ FLA (3rd period)

47 - 1/4/93 in 7-0 loss @ VAN (3rd period)

47 - 4/1/00 in 3-3 tie @ FLA (2nd period)

MOST PENALTY MINUTES BOTH TEAMS - GAME

187 - 11/6/97 in 5-2 loss @ LAK (TBL 95, LA 92)

180 - 2/17/24 in 9-2 loss vs. FLA (TBL 90, FLA 90)

169 - 10/12/02 in 5-1 win vs. CAR (TBL 89, CAR 80)

AT HOME

180 - 2/17/24 in 9-2 loss vs. FLA (TBL 90, FLA 90)

169 - 10/12/02 in 5-1 win vs. CAR (TBL 89, CAR 80)

166 - 3/21/98 in 5-1 win vs. FLA (TBL 83, FLA 83)

ON ROAD

187 - 11/6/97 in 2-5 loss @ LAK (TB 95, LA 92)

154 - 5/8/21 in 1-5 loss @ FLA (TB 78, FLA 76)

154 - 1/4/93 in 0-7 loss @ VAN (TB 79, VAN 75)

MOST PENALTY MINUTES BOTH TEAMS - PERIOD

158 - 2/17/24 in 9-2 loss vs. FLA (3rd period) (TBL 79, FLA 79)

126 - 3/9/23 in 4-3 OT loss vs. VGK (3rd period) (TB 64, VGK 62)

125 - 10/12/02 in 5-1 win vs. CAR (3rd period) (TB 67, CAR 58)

AT HOME

158 - 2/17/24 in 9-2 loss vs. FLA (3rd period) (TBL 79, FLA 79)

126 - 3/9/23 in 3-4 OT loss vs. VGK (3rd period) (TB 64, VGK 62)

125 - 10/12/02 in 5-1 win vs. CAR (3rd period) (TB 67, CAR 58)

ON ROAD

116 - 5/8/21 in 1-5 loss @ FLA (3rd period) (TB 65, FLA 51)

108 - 11/6/97 in 2-5 loss @ LAK (3rd period) (TB 63, LA 45)

106 - 1/4/93 in 0-7 loss @ VAN (3rd period) (TB 59, VAN 47)

SHOTS

MOST SHOTS - SEASON

2,680 - 2017-18

2,621 - 2022-23

2,620 - 2018-19

AT HOME

1,425 - 2022-23

1,404 - 1992-93

1,373 - 2017-18

ON ROAD

1,311 - 2018-19

1,307 - 2017-18

1,280 – 2021-22

MOST SHOTS - GAME

55 - 10/21/18 in 6-3 win @ CHI

52 - 11/18/08 in 4-3 shootout loss vs. FLA

51 - 2/17/18 in 4-3 loss vs. NJD

50 - 1/24/06 in 3-2 loss vs. FLA

50 - 12/21/13 in 3-2 OT win vs. CAR

AT HOME

52 - 11/18/08 in 4-3 shootout loss vs. FLA

51 - 2/17/18 in 4-3 loss vs. NJD

50 - 1/24/06 in 3-2 loss vs. FLA

50 - 12/21/13 in 3-2 OT win vs. CAR

ON ROAD

55 - 10/21/18 in 6-3 win @ CHI

51 - 1/17/04 in 2-1 loss @ FLA

50 - 3/30/18 in 7-3 win @ NYR

MOST SHOTS - PERIOD

33 - 10/21/18 in 6-3 win @ CHI (2nd period)

30 - 12/6/22 in 4-2 loss vs. DET (3rd period)

27 - 1/9/15 in 2-1 win vs. BUF (2nd period)

AT HOME

30 - 12/6/22 in 4-2 loss vs. Detroit (3rd period)

27 - 1/9/15 in 2-1 win vs. Buffalo (2nd period)

25 - 11/28/06 in 5-2 loss vs. WSH (3rd period)

25 - 10/8/09 in 4-3 SOL vs. NJD (2nd period)

ON ROAD

33 - 10/21/18 in 6-3 win @ CHI (2nd period)

25 - 4/1/06 in 4-2 loss @ FLA (3rd period)

24 - 2 times, last - 1/21/17 In 5-3 loss @ ARI (3rd period)

ON ROAD

91 - 10/21/18 in 6-3 win @ CHI (TB 55, CHI 36)

89 - 12/16/18 in 5-4 OT loss @ WPG (TB 47, WPG 42)

89 - 4/26/95 in 6-4 loss @ NYR (TB 41, NYR 48)

MOST SHOTS OPPONENTS - SEASON

2,701 - 2008-09

2,683 - 2017-18

2,633 - 1998-99

AT HOME

1,375 - 2008-09

1,305 - 2009-10

1,282 - 2017-18

ON ROAD

1,401 - 2017-18

1,382 - 1998-99

1,371 - 2000-01

MOST SHOTS OPPONENT - GAME

58 - 3/20/19 in 5-4 OT win @ WSH

57 - 12/14/23 in 7-4 win @ EDM

55 - 11/3/22 in 4-3 S/O loss vs. CAR

AT HOME

55 - 11/3/22 in 4-3 S/O loss vs. CAR

52 - 10/21/23 in 4-3 OT loss vs. TOR

50 - 2/16/12 in 6-5 OT win vs. SJS

49 - 3 times, last - 12/13/18 in 4-1 win vs. TOR

ON ROAD

58 - 3/20/19 in 5-4 OT win @ WSH

57 - 12/14/23 in 7-4 win @ EDM

51 - 1/19/14 in 5-3 win @ CAR

MOST SHOTS OPPONENT - PERIOD

25 - 2/3/99 in 10-1 loss @ WAS (2nd period)

24 - 10/7/17 in 5-4 loss @ FLA (1st period)

24 - 2/10/22 in 3-2 loss @ COL (1st period)

AT HOME

23 - 12/13/18 in 4-1 win vs. TOR (2nd period)

23 - 4/6/10 in 8-5 loss vs. CAR (1st period)

22 - 11/23/16 in 4-2 win vs. PHI (2nd period)

ON ROAD

25 - 2/3/99 in 10-1 loss @ WAS (2nd period)

24 - 10/7/17 in 5-4 loss @ FLA (1st period)

24 - 2/10/22 in 3-2 loss @ COL (1st period)

ON ROAD

91 - 10/21/18 in 6-3 win @ CHI (TB 55, CHI 36)

89 - 12/16/18 in 5-4 OT loss @ WPG (TB 47, WPG 42)

89 - 4/26/95 in 6-4 loss @ NYR (TB 41, NYR 48)

AT HOME

88 - 11/18/08 in 4-2 SO loss vs. FLA (TBL 52, FLA 36)

87 - 10/23/19 in 3-2 win vs. PIT (TBL 48, PIT 39)

87 - 3/15/97 in 5-2 loss vs. VAN (TBL 39, VAN 48)

ON ROAD

88 - 11/18/08 in 4-2 SO loss vs. FLA (TBL 52, FLA 36)

87 - 10/23/19 in 3-2 win vs. PIT (TBL 48, PIT 39)

87 - 3/15/97 in 5-2 loss vs. VAN (TBL 39, VAN 48)

ON ROAD

88 - 11/18/08 in 4-2 SO loss vs. FLA (TBL 52, FLA 36)

87 - 10/23/19 in 3-2 win vs. PIT (TBL 48, PIT 39)

87 - 3/15/97 in 5-2 loss vs. VAN (TBL 39, VAN 48)

ON ROAD

88 - 11/18/08 in 4-2 SO loss vs. FLA (TBL 52, FLA 36)

87 - 10/23/19 in 3-2 win vs. PIT (TBL 48, PIT 39)

87 - 3/15/97 in 5-2 loss vs. VAN (TBL 39, VAN 48)

ON ROAD

91 - 10/21/18 in 6-3 win @ CHI (TB 55, CHI 36)

89 - 12/16/18 in 5-4 OT loss @ WPG (TB 47, WPG 42)

89 - 4/26/95 in 6-4 loss @ NYR (TB 41, NYR 48)

MOST SHOTS BOTH TEAMS - PERIOD

39 - 10/21/18 in 6-3 win @ CHI (2nd) (TBL 33, CHI 6)

37 - 2/6/23 in 7-1 loss at FLA (2nd) (TBL 14, FLA 23)

37 - 12/6/22 in 4-2 loss vs. DET (3rd) (TBL 30, DET 7)

37 - 4/4/17 in 4-0 loss @ BOS (2nd) (TBL 17, BOS 20)

AT HOME

37 - 12/6/22 in 4-2 loss vs. DET (3rd) (TBL 30, DET 7)

36 - 2/16/08 in 3-2 loss vs. WSH (2nd) (TBL 24, WSH 12)

35 - 12/13/18 in 4-1 win vs. TOR (2nd) TBL 12, TOR 23)

35 - 3/27/93 in 8-3 loss vs. DET (3rd) (TBL 18, DET 17)

ON ROAD

39 - 10/21/18 in 6-3 win @ CHI (2nd) (TBL 33, CHI 6)

37 - 2/6/23 in 1-7 loss @ FLA (2nd) (TBL 14, FLA 23)

37 - 4/4/17 in 0-4 loss @ BOS (2nd) (TBL 17, BOS 20)

FEWEST SHOTS - SEASON

1,280 - 1994-95*

1,323 - 2012-13*

1,692 - 2020-21[^]

AT HOME

628 - 1994-95*

662 - 2012-13*

814 - 2020-21[^]

ON ROAD

652 - 1994-95*

661 - 2012-13*

878 - 2020-21[^]

*-Season shortened to 48 games

due to lockout

[^] - Season shortened to 56 games

due to COVID-19 pandemic

FEWEST SHOTS - GAME

11 - 12/18/93 in 5-3 loss vs. BOS

11 - 12/4/01 in 1-1 tie @ NJD

12 - 12/10/97 in 3-0 loss @ DAL

AT HOME

11 - 12/18/93 in 5-3 loss vs. BOS

15 - 3 times, last - 3/8/01 in 1-0 win vs. CAR

ON ROAD

11 - 12/4/01 in 1-1 tie @ NJD

12 - 12/10/97 in 0-3 loss @ DAL

13 – 4 times, last – 10/6/19 in 3-4 OT loss @ CAR

FEWEST SHOTS - PERIOD

0 - 11/22/99 in 4-1 win vs. PHI (2nd period)

0 - 12/2/99 in 1-3 loss @ PHX (2nd period)

0 - 10/5/13 in 3-2 SO win @ CHI (1st period)

0 - 10/6/19 in 3-4 OT loss @ CAR (2nd period)

0 - 3/5/23 in 0-6 loss @ CAR (2nd period)

0 - 12/2/00 in 3-0 win vs. DET (1st period)

0 - 2/15/94 in 2-1 loss at NYI (3rd period)

0 - 12/2/00 in 3-0 win vs. DET (



PLAYOFF HISTORY

ALL-TIME PLAYOFF SCORING

ALL-TIME PLAYOFF SERIES: 37 (1995-96, 2002-03, 2003-04, 2005-06, 2006-07, 2010-11, 2013-14, 2015-16,

2017-18, 2018-19, 2019-20, 2020-21, 2021-22, 2022-23, 2023-24)

ALL-TIME PLAYOFF RECORD: 124-95 (.566)

ALL-TIME PLAYOFF SCORING

PLAYER	GP	G	A	PTS	+/-	PIM	PP	SH	GW	OT	S
NIKITA KUCHEROV	147	53	114	167	37	114	19	0	8	2	442
VICTOR HEDMAN	165	23	94	117	24	94	10	0	5	1	415
STEVEN STAMKOS	128	50	51	101	-11	78	20	0	5	0	321
ONDREJ PALAT	138	48	46	94	35	60	10	1	12	1	289
BRAYDEN POINT	87	42	45	87	-2	41	16	0	8	3	215
ALEX KILLORN	140	37	40	77	1	121	11	1	5	0	278
MARTIN ST. LOUIS	63	33	35	68	7	28	10	3	8	3	165
TYLER JOHNSON	116	32	33	65	7	53	3	1	9	2	232
VINCENT LECHEVALIER	63	24	28	52	6	80	8	0	5	2	211
BRAD RICHARDS	45	18	29	47	-7	28	9	0	7	1	170
ANTHONY CIRELLI	103	17	25	42	-1	38	0	1	2	1	171
MIKHAIL SERGACHEV	100	9	25	34	1	90	2	0	0	0	154
YANNI GOURDE	69	16	13	29	13	40	4	1	5	0	131
BLAKE COLEMAN	48	8	16	24	11	53	0	1	1	0	110
RYAN MCDONAGH	89	2	21	23	14	46	0	0	1	0	113
DAN BOYLE	45	3	19	22	6	30	1	0	0	0	71
VALTERI FILPPULA	47	5	17	22	-5	4	2	0	1	0	63
FREDDY MODIN	39	10	11	21	3	34	3	0	2	0	88
DAVE ANDREYCHUK	34	4	16	20	-3	24	1	0	1	0	55
ERIK CERNAK	79	2	18	20	13	44	0	0	1	0	100
ROSS COLTON	52	10	9	19	2	29	2	0	3	0	79
TEDDY PURCELL	22	7	11	18	2	2	2	0	1	0	55
PAT MAROON	77	7	10	17	9	117	0	0	2	0	80
BRANDON HAGEL	34	6	10	16	-5	27	0	1	2	0	64
COREY PERRY	29	8	8	16	-1	33	5	0	0	0	55
RYAN CALLAHAN	62	6	9	15	-1	51	2	0	1	0	109
RUSLAN FEDOTENKO	42	12	3	15	-11	40	5	0	3	0	72
ANTON STRALMAN	49	3	12	15	-4	18	0	0	0	0	80
STEVE DOWNIE	17	2	12	14	7	40	0	0	1	0	27
JONATHAN DROUIN	23	5	9	14	-7	16	1	0	1	0	41
JASON GARRISON	40	3	11	14	2	20	1	0	2	1	69
VINNY PROSPAL	22	5	8	13	0	12	2	0	1	0	48
KEVIN SHATTENKIRK	25	3	10	13	8	6	1	0	2	1	43
SIMON GAGNE	15	5	7	12	6	4	0	0	1	0	21
BARCLAY GOODROW	43	3	9	12	9	42	0	0	1	0	61
CEDRIC PAQUETTE	91	5	7	12	-13	121	0	1	1	0	73
NICHOLAS PAUL	34	8	4	12	-5	14	1	0	3	0	66
SEAN BERGENHEIM	16	9	2	11	2	8	0	0	1	0	46
DOMINIC MOORE	18	3	8	11	-3	18	1	0	0	0	26
JAN RUTTA	49	3	8	11	10	37	0	0	1	0	42
J.T. MILLER	21	2	8	10	-4	15	1	0	1	0	39

GOALTENDERS

PLAYER	GP	W	L	SO	GA	GAA	SV%
ANDREI VASILEVSKIY	115	66	46	7	280	2.41	.920
BEN BISHOP	36	21	13	5	71	2.09	.927
NIKOLAI KHABIBULIN	33	21	12	5	66	1.94	.926
DWAYNE ROLOSON	17	10	6	1	41	2.51	.924
JOHAN HOLMQVIST	6	2	4	0	18	2.92	.893
JOHN GRAHAME	6	1	4	0	19	3.42	.883
DAREN PUPPA	4	1	3	0	14	4.85	.837
JEFF REESE	5	1	1	0	12	3.64	.880
MIKE SMITH	3	1	1	0	2	1.00	.958



PLAYOFF FIRSTS

GAME	April 16, 1996 at Philadelphia (Eastern Conference Quarterfinals)	HOME PENALTY SHOT FACED	Chris Conner at 9:10 of 2nd Period, April 25, 2011 vs. Pittsburgh (unsuccessful vs. Rolson)
HOME VICTORY	April 21, 1996 vs. Philadelphia, 5-4 in Overtime	ROAD PENALTY SHOT FACED	Dainius Zubrus at 11:34 of 1st Period, April 15, 2003 at Washington (unsuccessful vs. Khabibulin)
ROAD VICTORY	April 18, 1996 at Philadelphia, 2-1 in Overtime	HOME PENALTY	Shawn Burr at 4:30 of 1st Period, April 21, 1996 vs. Philadelphia (Interference)
HOME LOSS	April 23, 1996 vs. Philadelphia, 4-1	ROAD PENALTY	Bill Houlder, at 5:52 of 1st Period, April 16, 1996 at Philadelphia (Obstruction Interference)
ROAD LOSS	April 16, 1996 at Philadelphia, 7-3	HOME POWER-PLAY ATTEMPT	1:42 of 1st Period (Roughing on Eric Lindros), April 21, 1996 vs. Philadelphia
LINEUP	April 16, 1996 at Philadelphia, Game One (Starters in Bold)	ROAD POWER-PLAY ATTEMPT	8:52 of 1st Period (Cross-Checking on Shjon Pondein), April 16, 1996 at Philadelphia
GOALIES:	Daren Pupa and Jeff Reese	HOME MULTI-GOAL GAME	Rob Zamuner, (2G), April 21, 1996 vs. Philadelphia
DEFENSEMEN:	Cory Cross, Roman Hamrlik, Bill Houlder, Michel Petit, Rudy Poeschek, David Shaw	ROAD MULTI-GOAL GAME	Vincent Lecavalier, (2G), April 15, 2003 at Washington
FORWARDS:	Mikael Andersson, Brian Bellows, Brian Bradley, Shawn Burr, John Cullen, Aaron Gavey, Chris Gratton, Alex Selivanov, John Tucker, Jason Wiemer, Paul Ysebaert, Rob Zamuner	HOME MULTI-ASSIST GAME	Brian Bradley, (2A), April 21, 1996 vs. Philadelphia
HOME GOAL	Petr Klima, at 2:52 of 1st Period, April 21, 1996 vs. Philadelphia	ROAD MULTI-ASSIST GAME	Martin St. Louis, (2A), April 15, 2003 at Washington
HOME ASSISTS	John Cullen and Chris Gratton, 2:52 of 1st Period, April 21, 1996 vs. Philadelphia	HOME MULTI-POINT GAME	Rob Zamuner, (2G), April 21, 1996 vs. Philadelphia
ROAD GOAL	Jason Wiemer, at 15:08 of 2nd Period, April 16, 1996 at Philadelphia	ROAD MULTI-POINT GAME	John Cullen, (1G, 1A), April 16, 1996 at Philadelphia
ROAD ASSISTS	David Shaw and Brian Bradley, 15:08 of 2nd Period, April 16, 1996 at Philadelphia	HOME GOAL ALLOWED	Jeff Reese, by Joel Otto at 10:30 of 1st Period, April 21, 1996 vs. Philadelphia
HOME POWER-PLAY GOAL	Petr Klima, at 2:52 of 1st Period, April 21, 1996 vs. Philadelphia	ROAD GOAL ALLOWED	Daren Pupa, by Dale Hawerchuk at 0:55 of 1st Period, April 16, 1996 at Philadelphia
ROAD POWER-PLAY GOAL	Jason Wiemer, at 15:08 of 2nd Period, April 16, 1996 at Philadelphia	HOME GOALTENDER WIN	Jeff Reese, 5-4 in Overtime, April 21, 1996 vs. Philadelphia
HOME SHORTHANDED GOAL	Rob Zamuner, at 2:56 of 2nd Period, April 21, 1996 vs. Philadelphia	ROAD GOALTENDER WIN	Daren Pupa, 2-1 in Overtime, April 18, 1996 at Philadelphia
ROAD SHORTHANDED GOAL	John Cullen, at 17:59 of 3rd Period, April 25, 1996 at Philadelphia	HOME GOALTENDER LOSS	Jeff Reese, 4-1 April 23rd, 1996 vs. Philadelphia
HOME GAME-WINNING GOAL	Alexander Selivanov, at 2:04 of 1st OT, April 21, 1996 vs. Philadelphia	ROAD GOALTENDER LOSS	Daren Pupa, 7-3 April 16, 1996 at Philadelphia
ROAD GAME-WINNING GOAL	Brian Bellows, at 9:05 of Overtime, April 18, 1996 at Philadelphia		
HOME OVERTIME GOAL	Alexander Selivanov, at 2:04 of 1st OT, April 21, 1996 vs. Philadelphia		
ROAD OVERTIME GOAL	Brian Bellows, at 9:05 of Overtime, April 18, 1996 at Philadelphia		
HOME EMPTY NET GOAL	Tim Taylor, at 19:45 of the 3rd period, May 18, 2004 vs. Philadelphia		
ROAD EMPTY NET GOAL	Martin St. Louis, at 19:50 of the 3rd period, April 12, 2004 at New York Islanders		
HOME PENALTY SHOT	Have yet to attempt one		
ROAD PENALTY SHOT	Have yet to attempt one		

PLAYOFF RESULTS

1996 PLAYOFF RESULTS

EASTERN CONFERENCE QUARTER-FINAL

GM	DATE	OPPONENT	RESULT	SERIES	GWG	ATTENDANCE
1	4/16	at Philadelphia	L, 3-7	0-1	LeClair	17,380
2	4/18	at Philadelphia	W, 2-1 OT	1-1	Bellows	17,380
3	4/21	Philadelphia	W, 5-4 OT	2-1	Selivanov	25,945
4	4/23	Philadelphia	L, 1-4	2-2	Otto	28,183
5	4/25	at Philadelphia	L, 1-4	2-3	Podein	17,380
6	4/27	Philadelphia	L, 1-6	2-4	Antoski	27,189

2003 PLAYOFF RESULTS

EASTERN CONFERENCE QUARTER-FINAL

GM	DATE	OPPONENT	RESULT	SERIES	GWG	ATTENDANCE
1	4/10	Washington	L, 0-3	0-1	Lang	20,214
2	4/12	Washington	L, 3-6	0-2	Nylander	20,053
3	4/15	at Washington	W, 4-3 OT	1-2	Lecavalier	17,279
4	4/16	at Washington	W, 3-1	2-2	St. Louis	15,576
5	4/18	Washington	W, 2-1	3-2	St. Louis	21,324
6	4/20	at Washington	W, 2-1 3OT	4-2	St. Louis	15,269

EASTERN CONFERENCE SEMIFINAL

GM	DATE	OPPONENT	RESULT	SERIES	GWG	ATTENDANCE
1	4/24	at New Jersey	L, 0-3	0-1	Langenbrunner	15,568
2	4/26	at New Jersey	L, 2-3 OT	0-2	Langenbrunner	17,732
3	4/28	New Jersey	W, 4-3	1-2	Andreychuk	19,854
4	4/30	New Jersey	L, 1-3	1-3	Elias	21,222
5	5/2	at New Jersey	L, 1-2 3OT	1-4	Marshall	18,612

2004 PLAYOFF RESULTS

EASTERN CONFERENCE QUARTER-FINAL

GM	DATE	OPPONENT	RESULT	SERIES	GWG	ATTENDANCE
1	4/8	New York Islanders	W, 3-0	1-0	Roy	18,536
2	4/10	New York	L, 0-3	1-1	Niinimaa	19,982
3	4/12	at New York	W, 3-0	2-1	Richards	16,234
4	4/14	at New York	W, 3-0	3-1	St. Louis	16,234
5	4/16	New York	W, 3-2 OT	4-1	St. Louis	20,927

EASTERN CONFERENCE SEMIFINAL

GM	DATE	OPPONENT	RESULT	SERIES	GWG	ATTENDANCE
1	4/23	Montreal	W, 4-0	1-0	Fedotenko	18,904
2	4/25	Montreal	W, 3-1	2-0	Modin	19,435
3	4/27	at Montreal	W, 4-3 OT	3-0	Richards	21,273
4	4/29	at Montreal	W, 3-1	4-0	Richards	21,273

EASTERN CONFERENCE FINAL

GM	DATE	OPPONENT	RESULT	SERIES	GWG	ATTENDANCE
1	5/8	Philadelphia	W, 3-1	1-0	Richards	21,425
2	5/10	Philadelphia	L, 2-6	1-1	Kapanen	21,314
3	5/13	at Philadelphia	W, 4-1	2-1	Fedotenko	19,897
4	5/15	at Philadelphia	L, 2-3	2-2	Primeau	19,872
5	5/18	Philadelphia	W, 4-2	3-2	Richards	21,517
6	5/20	at Philadelphia	L, 4-5 OT	3-3	Gagne	19,910
7	5/22	Philadelphia	W, 2-1	4-3	Modin	22,117

STANLEY CUP FINAL

GM	DATE	OPPONENT	RESULT	SERIES	GWG	ATTENDANCE
1	5/25	Calgary	L, 1-4	0-1	Iginla	21,674
2	5/27	Calgary	W, 4-1	1-1	Richards	22,222
3	5/29	at Calgary	L, 0-3	1-2	Simon	19,221
4	5/31	at Calgary	W, 1-0	2-2	Richards	19,221
5	6/3	Calgary	L, 2-3 OT	2-3	Saprykin	22,426
6	6/5	at Calgary	W, 3-2 2OT	3-3	St. Louis	19,221
7	6/7	Calgary	W, 2-1	4-3	Fedotenko	22,717

2006 PLAYOFF RESULTS

EASTERN CONFERENCE QUARTER-FINAL

GM	DATE	OPPONENT	RESULT	SERIES	GWG	ATTENDANCE
1	4/21	at Ottawa	L, 1-4	0-1	Spezza	19,660
2	4/23	at Ottawa	W, 4-3	1-1	St. Louis	19,745
3	4/25	Ottawa	L, 4-8	1-2	Vermette	20,815
4	4/27	Ottawa	L, 2-5	1-3	Heatley	20,682
5	4/29	at Ottawa	L, 2-3	1-4	Havlat	20,004

2007 PLAYOFF RESULTS

EASTERN CONFERENCE QUARTER-FINAL

GM	DATE	OPPONENT	RESULT	SERIES	GWG	ATTENDANCE
1	4/12	at New Jersey	L, 3-5	0-1	Parise	14,495
2	4/14	at New Jersey	W, 3-2	1-1	Lecavalier	18,231
3	4/16	vs. New Jersey	W, 3-2	2-1	Prospal	20,219
4	4/18	vs. New Jersey	L, 3-4 OT	2-2	Gomez	20,940
5	4/20	at New Jersey	L, 0-3	2-3	Greene	18,096
6	4/22	vs. New Jersey	L, 2-3	2-4	Gionta	20,019

2011 PLAYOFF RESULTS

EASTERN CONFERENCE QUARTER-FINAL

GM	DATE	OPPONENT	RESULT	SERIES	GWG	ATTENDANCE
1	4/13	at Pittsburgh	L, 0-3	0-1	Kovalev	18,390
2	4/15	at Pittsburgh	W, 5-1	1-1	Lecavalier	18,507
3	4/18	vs. Pittsburgh	L, 2-3	1-2	Kennedy	20,545
4	4/20	vs. Pittsburgh	L, 2-3 2OT	1-3	Neal	20,326
5	4/23	at Pittsburgh	W, 8-2	2-3	Lecavalier	18,535
6	4/25	vs. Pittsburgh	W, 4-2	3-3	Downie	20,309
7	4/27	at Pittsburgh	W, 1-0	4-3	Bergenheim	18,507

EASTERN CONFERENCE SEMIFINAL

GM	DATE	OPPONENT	RESULT	SERIES	GWG	ATTENDANCE
1	4/29	at Washington	W, 4-2	1-0	Stamkos	18,398
2	5/1	at Washington	W, 3-2 OT	2-0	Lecavalier	18,398
3	5/3	vs. Washington	W, 4-3	3-0	Malone	20,613
4	5/4	vs. Washington	W, 5-3	4-0	Bergeron	20,835

EASTERN CONFERENCE FINAL

GM	DATE	OPPONENT	RESULT	SERIES	GWG	ATTENDANCE
1	5/14	at Boston	W, 5-2	1-0	Purcell	17,565
2	5/17	at Boston	L, 5-6	1-1	Ryder	17,565
3	5/19	vs. Boston	L, 0-2	1-2	Krejci	21,027
4	5/21	vs. Boston	W, 5-3	2-2	Gagne	21,216
5	5/23	at Boston	L, 1-3	2-3	Marchand	17,565
6	5/25	vs. Boston	W, 5-4	3-3	St. Louis	21,426
7	5/27	at Boston	L, 0-1	3-4	Horton	17,565

2014 PLAYOFF RESULTS

EASTERN CONFERENCE QUARTER-FINAL

GM	DATE	OPPONENT	RESULT	SERIES	GWG	ATTENDANCE
1	4/16	Montreal	L, 4-5 OT	0-1	Weise	19,204
2	4/18	Montreal	L, 1-4	0-2	Bourque	19,204
3	4/20	at Montreal	L, 2-3	0-3	Plekanec	21,273
4	4/22	at Montreal	L, 3-5	0-4	Pacioretty	21,273

2015 PLAYOFF RESULTS

EASTERN CONFERENCE QUARTER-FINAL

GM	DATE	OPPONENT	RESULT	SERIES	GWG	ATTENDANCE
1	4/16	vs. Detroit	L, 2-3	0-1	Luke Glendening	19,204
2	4/18	vs. Detroit	W, 5-1	1-1	Alex Killorn	19,204
3	4/21	at Detroit	L, 0-3	1-2	Pavel Datsyuk	20,027
4	4/23	at Detroit	W, 3-2 OT	2-2	Tyler Johnson	20,027
5	4/25	vs. Detroit	L, 0-4	2-3	Riley Sheahan	19,204
6	4/27	at Detroit	W, 5-2	3-3	Tyler Johnson	20,027
7	4/29	vs. Detroit	W, 2-0	4-3	Braydon Coburn	19,204

EASTERN CONFERENCE SEMIFINAL

GM	DATE	OPPONENT	RESULT	SERIES	GWG	ATTENDANCE
1	5/1	at Montreal	W, 2-1 OT	1-0	Nikita Kucherov	21,287
2	5/3	at Montreal	W, 6-2	2-0	Nikita Kucherov	21,287
3	5/6	vs. Montreal	W, 2-1	3-0	Tyler Johnson	19,204
4	5/7	vs. Montreal	L, 2-6	3-1	David Desharnais	19,204
5	5/9	at Montreal	L, 1-2	3-2	P.A. Parenteau	21,287
6	5/12	vs. Montreal	W, 4-1	4-2	Steven Stamkos	19,204

EASTERN CONFERENCE FINAL

GM	DATE	OPPONENT	RESULT	SERIES	GWG	ATTENDANCE
1	5/16	at NY Rangers	L, 1-2	0-1	Dominic Moore	18,006
2	5/18	at NY Rangers	W, 6-2	1-1	Tyler Johnson	18,006
3	5/20	vs. NY Rangers	W, 6-5 OT	2-1	Nikita Kucherov	19,204
4	5/22	vs. NY Rangers	L, 1-5	2-2	Chris Kreider	19,204
5	5/24	at NY Rangers	W, 2-0	3-2	Valtteri Filppula	18,006
6	5/26	vs. NY Rangers	L, 3-7	3-3	James Sheppard	19,204
7	5/29	at NY Rangers	W, 2-0	4-3	Alex Killorn	18,006

STANLEY CUP FINAL

GM	DATE	OPPONENT	RESULT	SERIES	GWG	ATTENDANCE
1	6/3	vs. Chicago	L, 1-2	0-1	Antoine Vermette	19,204
2	6/6	vs. Chicago	W, 4-3	1-1	Jason Garrison	19,204
3	6/8	at Chicago	W, 3-2	2-1	Cedric Paquette	22,336
4	6/10	at Chicago	L, 1-2	2-2	Brandon Saad	22,354
5	6/13	vs. Chicago	L, 1-2	2-3	Antoine Vermette	19,204
6	6/15	at Chicago	L, 0-2	2-4	Duncan Keith	22,424

2016 PLAYOFF RESULTS

EASTERN CONFERENCE QUARTER-FINAL

GM	DATE	OPPONENT	RESULT	SERIES	GWG	ATTENDANCE
1	4/13	vs. Detroit	W, 3-2	1-0	A. Killorn	19,092
2	4/15	vs. Detroit	W, 5-2	2-0	T. Johnson	19,092
3	4/17	at Detroit	L, 0-2	2-1	A. Athanasiou	20,027
4	4/19	at Detroit	W, 3-2	3-1	O. Palat	20,027
5	4/21	vs. Detroit	W, 1-0	4-1	A. Killorn	19,092

EASTERN CONFERENCE SEMIFINAL

GM	DATE	OPPONENT	RESULT	SERIES	GWG	ATTENDANCE
1	4/27	vs NY Islanders	L, 5-3	0-1	J. Tavares	19,092
2	4/30	vs NY Islanders	W, 4-1	1-1	J. Drouin	19,092
3	5/3	at NY Islanders	W, 2-1	2-1	B. Boyle	15,795
4	5/6	at NY Islanders	W, 3-1	3-1	J. Garrison	15,795
5	5/8	vs NY Islanders	W, 4-1	4-1	V. Hedman	19,092

EASTERN CONFERENCE FINAL

GM	DATE	OPPONENT	RESULT	SERIES	GWG	ATTENDANCE
1	5/13	at Pittsburgh	W, 3-1	1-0	O. Palat	18,554
2	5/16	at Pittsburgh	L, 2-3 OT	1-1	S. Crosby	18,534
3	5/28	vs. Pittsburgh	L, 2-4	1-2	S. Crosby	19,092
4	5/20	vs. Pittsburgh	W, 4-3	2-2	T. Johnson	19,092
5	5/22	at Pittsburgh	W, 4-3	3-2	T. Johnson	18,648
6	5/24	vs. Pittsburgh	L, 5-2	3-3	S. Crosby	19,092
7	5/26	at Pittsburgh	L, 2-1	3-4	B. Rust	18,638

2018 PLAYOFF RESULTS

EASTERN CONFERENCE FIRST ROUND

GM	DATE	OPPONENT	RESULT	SERIES	GWG	ATTENDANCE
1	4/12	vs. New Jersey	W 5-2	1-0	Y. Gourde	19,092
2	4/14	vs. New Jersey	W 5-3	2-0	N. Kucherov	19,092
3	4/16	at New Jersey	L 5-2	2-1	S. Noesen	16,514
4	4/18	at New Jersey	W 3-1	3-1	N. Kucherov	16,514
5	4/21	vs. New Jersey	W 3-1	4-1	N. Kucherov	19,092

EASTERN CONFERENCE SECOND ROUND

GM	DATE	OPPONENT	RESULT	SERIES	GWG	ATTENDANCE
1	4/28	vs. Boston	L 6-2	0-1	R. Nash	19,092
2	4/30	vs. Boston	W 4-2	1-1	O. Palat	19,092
3	5/2	at Boston	W 4-1	2-1	O. Palat	17,565
4	5/4	at Boston	W 4-3 OT	3-1	D. Girardi	17,565
5	5/6	vs. Boston	W 3-1	4-1	J.T. Miller	19,092

EASTERN CONFERENCE FINAL

GM	DATE	OPPONENT	RESULT	SERIES	GWG	ATTENDANCE
1	5/11	vs. Washington	L 4-2	0-1	J. Beagle	19,092
2	5/13	vs. Washington	L 6-2	0-2	L. Eller	19,092
3	5/15	at Washington	W 4-2	1-2	V. Hedman	18,506
4	5/17	at Washington	W 4-2	2-2	A. Killorn	18,506
5	5/19	vs. Washington	W 3-2	3-2	R. Callahan	19,092
6	5/21	at Washington	L 3-0	3-3	T.J. Oshie	18,506
7	5/23	vs. Washington	L 4-0	3-4	A. Ovechkin	19,092

2019 PLAYOFF RESULTS

EASTERN CONFERENCE FIRST ROUND

GM	DATE	OPPONENT	RESULT	SERIES	GWG	ATTENDANCE
1	4/10	vs. Columbus	L 4-3	0-1	S. Jones	19,092
2	4/12	vs. Columbus	L 5-1	0-2	Z. Werenski	19,092
3	4/14	at Columbus	L 3-1	0-3	O. Bjorkstrand	19,224
4	4/16	at Columbus	L 7-3	0-4	O. Bjorkstrand	19,328

2020 PLAYOFF RESULTS
STANLEY CUP QUALIFIERS ROUND ROBIN GAMES

GM	DATE	OPPONENT	RESULT	SERIES	GWG
1	8/3	Washington	W 3-2 SO	N/A	Kucherov
2	8/5	Boston	W 3-2	N/A	Johnson
3	8/8	Philadelphia	L 4-1	N/A	Aube-Kubel

EASTERN CONFERENCE QUARTER-FINAL

GM	DATE	OPPONENT	RESULT	SERIES	GWG
1	8/11	Columbus	W 3-2 5OT	1-0	Point
2	8/13	Columbus	L 3-1	1-1	Bjorkstrand
3	8/15	At Columbus	W 3-2	2-1	Hedman
4	8/17	At Columbus	W 2-1	3-1	Gourde
5	8/19	Columbus	W 5-4 OT	4-1	Point

EASTERN CONFERENCE SEMIFINAL

GM	DATE	OPPONENT	RESULT	SERIES	GWG
1	8/23	Boston	L 3-2	0-1	Marchand
2	8/25	Boston	W 4-3 OT	1-1	Palat
3	8/26	At Boston	W 7-1	2-1	Gourde
4	8/29	At Boston	W 3-1	3-1	Palat
5	8/31	Boston	W 3-2 2OT	4-1	Hedman

EASTERN CONFERENCE FINAL

GM	DATE	OPPONENT	RESULT	SERIES	GWG
1	9/7	NY Islanders	W 8-2	1-0	McDonagh
2	9/9	NY Islanders	W 2-1	2-0	Kucherov
3	9/11	At NY Islanders	L 5-3	2-1	Nelson
4	9/13	At NY Islanders	W 4-1	3-1	Palat
5	9/15	NY Islanders	L 2-1 2OT	3-2	Eberle
6	9/17	At NY Islanders	W 2-1 OT	4-2	Cirelli

STANLEY CUP FINAL

GM	DATE	OPPONENT	RESULT	SERIES	GWG
1	9/19	Dallas	L 4-1	1-0	Oleksiak
2	9/21	Dallas	W 3-2	1-1	Shattenkirk
3	9/23	At Dallas	W 5-2	2-1	Hedman
4	9/25	At Dallas	W 5-4 OT	3-1	Shattenkirk
5	9/26	Dallas	L 3-2 2OT	3-2	Perry
6	9/28	At Dallas	W 2-0	4-0	Point





2021 PLAYOFF RESULTS

FIRST ROUND

GM	DATE	OPPONENT	RESULT	SERIES	GWG	ATTENDANCE
1	5/16	at Florida	W, 5-4	1-0	Point	9,646
2	5/18	at Florida	W, 3-1	2-0	Palat	9,646
3	5/20	Florida	L, 6-5 OT	2-1	Lomberg	9,508
4	5/22	Florida	W, 6-2	3-1	Palat	9,762
5	5/24	at Florida	L, 1-4	3-2	Marchment	11,551
6	5/26	Florida	W, 4-0	4-2	Maroon	10,092

SECOND ROUND

GM	DATE	OPPONENT	RESULT	SERIES	GWG	ATTENDANCE
1	5/30	at Carolina	W, 2-1	1-0	Goodrow	16,299
2	6/1	at Carolina	W, 2-1	2-0	Cirelli	16,299
3	6/3	Carolina	L, 2-3 OT	2-1	Staal	13,544
4	6/5	Carolina	W, 6-4	3-1	Stamkos	13,773
5	6/7	at Carolina	W, 2-0	4-1	Point	16,299

STANLEY CUP SEMIFINAL

GM	DATE	OPPONENT	RESULT	SERIES	GWG	ATTENDANCE
1	6/13	NY Islanders	L, 1-2	0-1	Pulock	14,513
2	6/15	NY Islanders	W, 4-2	1-1	Rutta	14,771
3	6/17	at NY Islanders	W, 2-1	2-1	Point	12,978
4	6/19	at NY Islanders	L, 2-3	2-2	Martin	12,978
5	6/21	NY Islanders	W, 8-0	3-2	Stamkos	14,791
6	6/23	at NY Islanders	L, 2-3 OT	3-3	Beauvillier	12,978
7	6/25	NY Islanders	W, 1-0	4-3	Gourde	14,805

STANLEY CUP FINAL

GM	DATE	OPPONENT	RESULT	SERIES	GWG	ATTENDANCE
1	6/28	Montreal	W, 5-1	1-0	Gourde	15,911
2	6/30	Montreal	W, 3-1	2-0	Coleman	17,166
3	7/2	at Montreal	W, 6-3	3-0	Johnson	3,500
4	7/5	at Montreal	L, 2-3 OT	3-1	Anderson	3,500
5	7/7	Montreal	W, 1-0	4-1	Colton	18,110

2022 PLAYOFF RESULTS

FIRST ROUND

GM	DATE	OPPONENT	RESULT	SERIES	GWG	ATTENDANCE
1	5/2	at Toronto	L, 0-5	0-1	Muzzin	19,338
2	5/4	at Toronto	W, 5-3	1-1	Hagel	19,135
3	5/6	Toronto	L, 2-5	1-2	Kampf	19,092
4	5/8	Toronto	W, 7-3	2-2	Colton	19,092
5	5/10	at Toronto	L, 3-4	2-3	Matthews	19,434
6	5/12	Toronto	W, 4-3 OT	3-3	Point	19,092
7	5/14	at Toronto	W, 2-1	4-3	Paul	19,316

SECOND ROUND

GM	DATE	OPPONENT	RESULT	SERIES	GWG	ATTENDANCE
1	5/17	at Florida	W, 4-1	1-0	Bellemare	19,656
2	5/19	at Florida	W, 2-1	2-0	Colton	19,716
3	5/22	Florida	W, 5-1	3-0	Cernak	19,092
4	5/23	Florida	W, 2-0	4-0	Maroon	19,092

STANLEY CUP SEMIFINAL

GM	DATE	OPPONENT	RESULT	SERIES	GWG	ATTENDANCE
1	6/1	at NY Rangers	L, 2-6	0-1	Chytil	18,006
2	6/3	at NY Rangers	L, 2-3	0-2	Zibanejad	18,006
3	6/5	NY Rangers	W, 3-2	1-2	Palat	19,092
4	6/7	NY Rangers	W, 4-1	2-2	Kucherov	19,092
5	6/9	at NY Rangers	W, 3-1	3-2	Palat	18,006
6	6/11	NY Rangers	W, 2-1	4-2	Stamkos	19,092

STANLEY CUP FINAL

GM	DATE	OPPONENT	RESULT	SERIES	GWG	ATTENDANCE
1	6/15	at Colorado	L, 3-4 OT	0-1	Burakovsky	17,778
2	6/18	at Colorado	L, 0-7	0-2	Nichushkin	17,849
3	6/20	Colorado	W, 6-2	1-2	Paul	19,092
4	6/22	Colorado	L, 2-3 OT	1-3	Kadri	19,092
5	6/24	at Colorado	W, 3-2	2-3	Palat	18,015
6	6/26	Colorado	L, 1-2	2-4	Lehkonen	19,092

2023 PLAYOFF RESULTS

FIRST ROUND

GM	DATE	OPPONENT	RESULT	SERIES	GWG	ATTENDANCE
1	4/18	at Toronto	W, 7-3	1-0	Point	19,013
2	4/20	at Toronto	L, 2-7	1-1	Nylander	19,128
3	4/22	Toronto	L, 3-4 OT	1-2	Rielly	19,092
4	4/24	Toronto	L, 4-5 OT	1-3	Kerfoot	19,092
5	4/27	at Toronto	W, 4-2	2-3	Paul	19,663
6	4/29	Toronto	L, 1-2 OT	2-4	Tavares	19,092

2024 PLAYOFF RESULTS

FIRST ROUND

GM	DATE	OPPONENT	RESULT	SERIES	GWG	ATTENDANCE
1	4/21	at Florida	L, 2-3	0-1	Tkachuk	19,356
2	4/23	at Florida	L, 2-3 (OT)	0-2	Verhaeghe	19,484
3	4/25	Florida	L, 3-5	0-3	Lorentz	19,092
4	4/27	Florida	W, 6-3	1-3	Hagel	19,092
5	4/29	at Florida	L, 1-6	1-4	Barkov	19,750

TEAM PLAYOFF RECORDS

GAME

MOST

GOALS FOR, AT HOME

8 – Two times, Last: June 21, 2021 vs. NY Islanders (8-0)

GOALS FOR, ON ROAD

8 – April 23, 2011 (8-2) at Pittsburgh GOALS AGAINST, AT HOME8 – April 25, 2006 (4-8) vs. Ottawa

GOALS AGAINST, ON ROAD

7 – Four times, Last: April 20, 2023 (2-7) at Toronto

GOALS BY BOTH TEAMS

12 – April 25, 2006 (OTT 8, TB 4) vs. Ottawa

POINTS FOR, AT HOME

24 – September 7, 2020 vs. NY Islanders (8G-16A)

POINTS FOR, ON ROAD

24 – April 23, 2011 at Pittsburgh (8G-16A)

POINTS AGAINST, AT HOME

22 – April 25, 2006 vs. Philadelphia (8G, 14A)

POINTS AGAINST, ON ROAD

19 – Three times, Last: April 20, 2023 at Toronto (7G-12A)

POWER-PLAY GOALS FOR, AT HOME

3 – Multiple times, Last: June 21, 2021 vs. NY Islanders

POWER-PLAY GOALS FOR, ON ROAD

4 – Three times, Last: April 18, 2023 at Toronto

POWER-PLAY GOALS BY BOTH TEAMS

6 – Two times, Last: April 18, 2023 at Toronto (TB 4, TOR 2)

POWER-PLAY GOALS AGAINST, AT HOME

3 – Two times, Last: April 25, 2006 vs. Ottawa

POWER-PLAY GOALS AGAINST, ON ROAD

3 – April 15, 1996 at Philadelphia **POWER-PLAY ATTEMPTS FOR, AT HOME**

11 – April 25, 2006 vs. Ottawa (3-11) **POWER-PLAY ATTEMPTS FOR, ON ROAD**

9 – Two times, Last: April 21, 2006 at Ottawa (1-9)

POWER-PLAY ATTEMPTS AGAINST, AT HOME

7 – Multiple times, Last: May 22, 2021 vs. Florida (2-7)

POWER-PLAY ATTEMPTS AGAINST, ON ROAD

13 – April 25, 1996 at Philadelphia (3-13)

SHORTHANDED GOALS FOR, AT HOME

1 – Multiple times, last: May 12, 2022 vs. Toronto (Anthony Cirelli at 10:46, 2nd)

SHORTHANDED GOALS FOR, ON ROAD

1 – Multiple times, Last: May 16, 2021 at Florida (Blake Coleman at 7:42, 1st)

SHORTHANDED GOALS AGAINST, AT HOME

1 – Multiple times, Last: April 10, 2019 vs. Columbus (Josh Anderson)

SHORTHANDED GOALS AGAINST, ON ROAD

1 – Multiple times, Last: June 18, 2022 at Colorado (Cale Makar)

SHOTS FOR, AT HOME

88 – August 11, 2020 vs. Columbus (5 OT)

SHOTS FOR, ON ROAD

48 – September 17, 2020 at NY Islanders

SHOTS AGAINST, AT HOME

63 – August 11, 2020 vs. Columbus (5 OT)

SHOTS AGAINST, ON ROAD

61 – April 20, 2003 at Washington (3 OT)

SHOTS BY BOTH TEAMS

151 – August 11, 2020 vs. Columbus (5 OT)

FEWEST

GOALS BY BOTH TEAMS

1 – Multiple times, Last: July 7, 2021 vs. Montreal (1-0)

POINTS BY BOTH TEAMS

3 – Multiple times, Last: July 7, 2021 vs. Montreal (1-0)

SHOTS FOR, AT HOME

15 – June 7, 2004 vs. Calgary **SHOTS FOR, ON ROAD**

15 – Two times, Last: June 1, 2021 at Carolina

SHOTS AGAINST, AT HOME

14 – April 16, 2015 vs. Detroit

SHOTS AGAINST, ON ROAD

14 – April 20, 2007 at New Jersey

SHOTS BY BOTH TEAMS

32 -- June 7, 2004 vs. Calgary

PERIOD

MOST

GOALS FOR

5 – May 20, 2021 vs. Florida, 2nd (5-6, OT)

GOALS AGAINST

5 – Multiple times, Last: May 26, 2015 vs. NY Rangers, 3rd (3-7)

SHOTS FOR, AT HOME

22 – September 19, 2020 vs. Dallas, 3rd (1-4)

SHOTS FOR, ON ROAD

22 – May 24, 2021 at Florida, 1st (1-4)

SHOTS FOR IN OVERTIME

14 – Multiple times, Last: August 11, 2020 vs. Columbus, 4th OT (3-2, 5 OT)

SHOTS AGAINST, AT HOME

24 – August 19, 2020 vs. Columbus, 2nd (5-4, OT)

SHOTS AGAINST, ON ROAD

23 – April 29, 2024 at Florida, 2nd (1-6)

SHOTS AGAINST IN OVERTIME

14 – April 20, 2003 at Washington, 2nd OT (2-1, 3 OT)

FEWEST

SHOTS FOR, AT HOME

2 – May 11, 2018 vs. Washington, 1st (2-4)

SHOTS FOR, ON ROAD

3 – Multiple times, Last: April 23, 2024 at Florida, 1st (2-3, OT)

SHOTS AGAINST, AT HOME

2 – September 19, 2020 vs. Dallas, 3rd (1-4)

SHOTS AGAINST, ON ROAD

2 – Multiple times, Last: April 20, 2007 at New Jersey, 3rd (0-3)

SHOTS FOR IN OVERTIME

0 – Multiple times, Last: April 23, 2024 at Florida, 1st OT (2-3, OT)

SHOTS AGAINST IN OVERTIME

0 – Multiple times, Last: June 5, 2004 at Calgary, 2nd OT (3-2, 2 OT)

MISCELLANEOUS

LARGEST MARGIN OF VICTORY, AT HOME

8 – June 21, 2021 vs. NY Islanders (8-0)

LARGEST MARGIN OF VICTORY, ON ROAD

6 – Multiple times, Last: August 26, 2020 at Boston (7-1)

LARGEST MARGIN OF DEFEAT, AT HOME

5 – April 27, 1996 vs. Philadelphia (1-6)

LARGEST MARGIN OF DEFEAT, ON ROAD

7 – June 18, 2022 at Colorado (0-7)

FASTEST

GOAL FROM START OF GAME, FOR

0:13 – Adam Hall, May 17, 2011 at Boston (5-6)

GOAL FROM START OF GAME, AGAINST

0:11 – Rene Bourque, April 20, 2014 at Montreal (2-3)

GOAL FROM START OF 2ND PERIOD, FOR

0:16 – Barclay Goodrow, August 17, 2020 at Columbus (2-1)

GOAL FROM START OF 2ND PERIOD, AGAINST

0:39 – Pat Falloon, April 21, 1996 vs. Philadelphia (5-4, OT)

GOAL FROM START OF 3RD PERIOD, FOR

0:20 – Paul Ranger, April 25, 2006 vs. Ottawa (4-8)

GOAL FROM START OF 3RD PERIOD, AGAINST

0:30 – Artemi Panarin, June 1, 2022 at NY Rangers (2-6)

GOAL FROM START OF OVERTIME, FOR

1:05 – Brad Richards, April 27, 2004 at Montreal (4-3, OT)

GOAL FROM START OF OVERTIME, AGAINST

1:08 – Anthony Beauvillier, June 23, 2021 at NY Islanders (2-3, OT)

2 GOALS, FOR

0:12 – September 13, 2020 at NY Islanders (Coleman at 11:42 and Palat at 11:54 of 2nd Period)

2 GOALS, AGAINST

0:18 – April 13, 2011 at Pittsburgh (Kovalev at 6:05 and Asham at 6:23 of 3rd Period)

3 GOALS, FOR

1:25 – May 14, 2011 at Boston (Bergenheim at 11:15, Clark at 11:34 and Purcell at 12:40 of 1st Period)

3 GOALS, AGAINST

4:12 – May 26, 2015 vs. NY Rangers (Miller at 3:02, Sheppard at 6:00 and Brassard at 7:14 of 3rd Period)

INDIVIDUAL PLAYOFF RECORDS

GAMES PLAYED

MOST GAMES, SEASON

26 – Accomplished by multiple players

GOALS

MOST GOALS, PERIOD

2 – Multiple players, Last: Brayden Point, April 18, 2023 at Toronto (2nd Period)

MOST GOALS, GAME

3 – Tyler Johnson, May 18, 2015 at NY Rangers

MOST GOALS, SERIES

6 – Multiple players, Last: Brayden Point (2021 Stanley Cup Semifinal vs. NY Islanders)

MOST GOALS, SEASON

14 – Brayden Point (2020 and 2021)

MOST GOALS, CENTER, SERIES

6 – Brayden Point (2021 Stanley Cup Semifinal vs. NY Islanders)

MOST GOALS, CENTER, SEASON

14 – Brayden Point (2020 and 2021)

MOST GOALS, LEFT WING, SERIES

6 – Ruslan Fedotenko (2004 ECF vs. Philadelphia)

MOST GOALS, LEFT WING, SEASON

12 – Ruslan Fedotenko (2004)

MOST GOALS, RIGHT WING, SERIES

6 – Nikita Kucherov (2015 ECSF vs. Montreal)

MOST GOALS, RIGHT WING, SEASON

6 – Nikita Kucherov (2015 ECF vs. Montreal)

MOST GOALS, DEFENSEMAN, SEASON

10 – Victor Hedman (2020)

MOST POWER-PLAY GOALS, SEASON

7 – Multiple players, Last: Brayden Point (2021)

MOST SHORTHANDED GOALS, SERIES

1 – Multiple players, Last: Anthony Cirelli (2022 ECQF vs. Toronto)

MOST SHORTHANDED GOALS, SEASON

2 – Martin St. Louis (2003)

MOST GAME-WINNING GOALS, SERIES

3 – Multiple players, Last: Nikita Kucherov (2018 ECQF vs. New Jersey)

MOST GAME-WINNING GOALS, SEASON

7 – Brad Richards (2004)

MOST OVERTIME GOALS, SERIES

2 – Brayden Point (2020 1st Rd. vs. Columbus)

MOST OVERTIME GOALS, SEASON

2 – Multiple players, Last: Brayden Point (2020)

ASSISTS

MOST ASSISTS, PERIOD

3 – Victor Hedman, May 20, 2021 vs. Florida (2nd)

MOST ASSISTS, GAME

4 – Nikita Kucherov (September 7, 2020 vs. NY Islanders)

MOST ASSISTS, SERIES

9 – Nikita Kucherov (2021 Stanley Cup Semifinal vs. NY Islanders)

MOST ASSISTS, SEASON

27 – Nikita Kucherov (2020)

MOST ASSISTS, CENTER, SERIES

7 – Brayden Point (2020 2nd Rd. vs. Boston)

MOST ASSISTS, CENTER, SEASON

19 – Brayden Point (2020)

MOST ASSISTS, LEFT WING, SERIES

5 – Multiple players, Last: Simon Gagne (2011 ECQF vs. Pittsburgh)

MOST ASSISTS, LEFT WING, SEASON

13 – Dave Andreychuk (2004)

MOST ASSISTS, RIGHT WING, SERIES

9 – Nikita Kucherov (2021 Stanley Cup Semifinal vs. NY Islanders)

MOST ASSISTS, RIGHT WING, SEASON

27 – Nikita Kucherov (2020)

MOST ASSISTS, DEFENSEMAN, SERIES

8 – Victor Hedman (2021 1st Rd. vs. Florida)

MOST ASSISTS, DEFENSEMAN, SEASON

16 – Victor Hedman (2021 and 2022)

POINTS

MOST POINTS, PERIOD

3 – Multiple players, Last: Nikita Kucherov, June 28, 2021 vs. Carolina (3rd)

MOST POINTS, GAME

5 – Brayden Point (2g-3a) and Nikita Kucherov (1g-4a), September 7, 2020 vs. NY Islanders

MOST POINTS, SERIES

11 – Nikita Kucherov, 2021 1st Rd. vs. Florida (3g-8a)

MOST POINTS, SEASON

34 – Nikita Kucherov (2020, 7g-27a)

MOST POINTS, CENTER, SERIES

9 – Brad Richards, 2004 SCF vs. Calgary (4g-5a)

MOST POINTS, CENTER, SEASON

33 – Brayden Point (2020, 14g-19a)

MOST POINTS, LEFT WING, SERIES

8 – Two players, Last: Alex Killorn, 2021 1st Rd. vs. Florida (4g-4a)

MOST POINTS, LEFT WING, SEASON

21 – Ondrej Palat (2022, 11g-10a)

MOST POINTS, RIGHT WING, SERIES

11 – Nikita Kucherov, 2021 1st Rd. vs. Florida (3g-8a)

MOST POINTS, RIGHT WING, SEASON

34 – Nikita Kucherov (2020, 7g-27a)

MOST POINTS, DEFENSEMAN, SERIES

8 – Victor Hedman, 2021 1st Rd. vs. Florida (0g-8a)

MOST POINTS, DEFENSEMAN, SEASON

22 – Victor Hedman (2020, 10g-12a)

SHOTS

MOST SHOTS, GAME

10 – Ondrej Palat, August 31, 2020 vs. Boston

MOST SHOTS, SERIES

30 – Vincent Lecavalier

MOST SHOTS, SEASON

92 – Nikita Kucherov (2020)

PENALTIES


MOST PENALTY MINUTES, PERIOD

24 – Chris Dingman, May 27, 2004 vs. Calgary (3rd)

MOST PENALTY MINUTES, GAME

24 – Chris Dingman, May 27, 2004 vs. Calgary

MOST PENALTY MINUTES, SERIES



BE THE  THUNDER