



## 1976-77 SABRES' DIRECTORY

*Chairman of the Board and President*  
*Vice Chairman of the Board*  
*Vice President and Counsel*  
*Administrative Vice President*  
*Treasurer*  
*Secretary*  
*Board of Directors*  
*includes all above listed officers and*

*Vice President-Hockey/General Manager*  
*Assistant General Manager*  
*Coach*  
*Director of Scouting*  
*Comptroller*  
*Director of Public Relations*  
*Radio-TV Play-by-Play*  
*Director of Marketing*  
*Director of Sales*  
*Director of Advertising*  
*Director of Security*  
*Club Doctor*  
*Orthopedic Consultant*  
*Club Dentist*  
*Head Trainer*  
*Assistant Trainer*  
*Physical Training Instructor*  
*Club Staff*

*Executive Offices*  
*Telephone-Executive Offices*  
*Telephone-Ticket Office*  
*Home Ice*  
*Dimensions of Rink*  
*Capacity including Standees*  
*Location of Press Box*

*Club Colors*  
*Uniforms*


*Minor Officials*

*Organist*  
*Soloist*

\*Seymour H. Knox III  
 \*Northrup R. Knox  
 \*Robert O. Swados  
 \*David G. Forman  
 \*Joseph T. J. Stewart  
 James E. Rolls

Edwin C. Andrews  
 Peter C. Andrews  
 \*George L. Collins, Jr., M.D.  
 John B. Fisher  
 Robert E. Rich, Jr.  
 Howard T. Saperston, Jr.  
 Robert M. Schmon  
 \*Paul A. Schoellkopf  
 \*George Strawbridge, Jr.  
 \*Member of Executive Committee  
 Arthur Victor, Jr.  
 George "Punch" Imlach  
 Fred T. Hunt  
 Floyd Smith  
 John Andersen  
 Robert W. Pickel  
 Paul Wieland  
 Ted Darling, Voice of the Sabres,  
 Rick Jeanneret  
 Robert E. Chambers, Jr.  
 George O. Bergantz  
 James M. Biggar  
 Mike Scanlan  
 John L. Butsch, M.D.  
 Peter A. Casagrande, M.D.  
 Ralph Citron, D.D.S.  
 Frank Christie  
 Angelo Nigro  
 Fred Atkins  
 Barb Baumann, Barbara Becker,  
 Elaine Boldt, Leslie Brinkworth,  
 Pat Gerevics, Linda Hoag, Joan Hudak,  
 Linda Linck, Gerry Magill,  
 Ann Marie Maue, Mary Musen,  
 Maureen Shanahan, Bob Simonick,  
 Gretchen Staebell, Lucy Tauriello,  
 Dory Urbanek, Mary Wasielewski,  
 Verna Wojcik  
 Memorial Auditorium  
 716-856-7300  
 716-856-3111  
 Memorial Auditorium  
 196' x 85'  
 16,433  
 Suspended from ceiling on  
 West Side  
 Blue, White, Gold  
 Home: Base color white,  
 trimmed in blue and gold  
 Road: Base color blue,  
 trimmed in white and gold  
 Robert Carver, Sam Costello,  
 Milt Ellis, Dan Guynn,  
 Lester Harriott, Louis Madia,  
 Gordie Merritt, Mario Morettin,  
 David Regan, Stanley Renkas  
 Norm Wullen  
 Joe Byron

## The Front Office





### **SEYMOUR H. KNOX III**

**Chairman of the Board  
and President**

Excellence in sport is both personal accomplishment and professional aim for Seymour Knox and his brother Norty. The older Knox brother, Seymour has been a hard-driving dynamic leader in Buffalo's ascendancy in the NHL, as well as in rebuilding the city's self-image.

Formerly a nationally ranked squash racquets player and ex-President of the U. S. Squash Racquets Association, Seymour Knox had his hockey career ended as a schoolboy with a football

injury. But he continued his interest in the game and it paid off in December 1969 with the grant of a major league franchise to Buffalo. He is a Vice President of Kidder, Peabody and Co., Inc., members of the New York Stock Exchange, and active as a leader in a variety of community organizations. He also serves as the Sabres' representative on the NHL Board of Governors.



### **NORTHROP R. KNOX**

**Vice Chairman  
of the Board**

Dogged-persistence by the Knox brothers and their hockey associates led to the Buffalo Sabres franchise, and persistence to build toward championship status describes Norty Knox's life style. He was world champion in the grueling sport of court tennis for ten years, and captain and number one player on the U. S. Polo team in 1966 and 1969. A varsity goalie at Yale University, he was one of the first in the sport to wear contact lenses in the nets, and is the Sabres'

alternate representative on the NHL Board of Governors.



### **ROBERT O. SWADOS**

**Vice President  
and Counsel**

There are a few men who worked long and hard to convince the nation that Buffalo was a big league sports town in the days when there wasn't a big league sports franchise on the Niagara Frontier. Bob Swados was one of those men, and in large part it was his dedication and articulate advocacy for big time sport here that resulted in this becoming one of pro sports premier hotbeds in the past few years.

Former vice president of the Buffalo Bisons Baseball Club and vice president of Major League for Buffalo Inc., he has been counsel to the Knox brothers since their first NHL application in 1965. He is a partner in the law firm of Cohen, Swados, Wright, Hanifin & Bradford.



### **DAVID G. FORMAN**

**Administrative Vice President**

The day-to-day headaches of the business of sport have been handled since the beginning of the Sabres by Dave Forman, whose administrative ability centers on separating the wheat from the chaff when problems are put before him. If it's sometimes hard to find Dave Forman at his desk, it's because he's out in the Auditorium — in hard hat if need be — checking out some construction, or off at a TV studio arranging for a broader schedule of game telecasts.

A well-known business and civic leader in Western New York for three decades,

he was named administrative vice president and a member of the Sabres' executive committee in the fall of 1970, after serving as club VP since the franchise was awarded.



## GEORGE "PUNCH" IMLACH

Vice President/Hockey  
and General Manager

The Buffalo Sabres under Punch Imlach, says Punch Imlach, have a big problem: the club has not yet won its first Stanley Cup. And Imlach, who won four of them as coach and general manager of the Toronto Maple Leafs, is the first to admit his disappointment at this fact. But if trying, trading and an unbending will to win can do the job, then Imlach brings all the right ingredients to his job. The Sabres are still one of the NHL's younger teams, in keeping with Imlach's beginning

philosophy that he would build a winner through the draft.

The winner he built was the first expansion club to make the old East Division playoffs in 1972-73, won the Prince of Wales Conference and Adams Division championships in 1974-75, and this past season finished fourth overall in regular season play.

Born in Toronto March 15, 1918, Punch played senior hockey there, but never played in the NHL. He first coached the Quebec Aces, then joined the Springfield Indians of the AHL in 1956. Punch came to Toronto in 1958 and to Buffalo in 1970 as coach and general manager. He was sidelined from coaching duties in 1972 by a heart attack. He and his wife, Dodo, have a son, Brent, who played briefly for the Maple Leafs, and a daughter, Marlene.




## FRED T. HUNT

Assistant General Manager

One of the busiest men in the Buffalo hockey organization, Fred Hunt and hockey in Buffalo are synonymous. For 18 years he was general manager and four times coach of the old Buffalo Bisons of the AHL, and was a star winger for the Bisons for a decade preceding. Fred has been the Sabres' Assistant General Manager and troubleshooter since the club was founded, and his lengthy experience in hockey administration has been vital in setting up the very successful operation of the Sabres. In 1972-73 he was asked to

assume the extra duties of running the Sabres' farm team in Cincinnati, and served as general manager of the Swords until the club was deactivated.



## FLOYD SMITH

Coach

As a coach Floyd Smith has never been anything but a winner, guiding the Sabres to their best two finishes ever in two years with Buffalo, and leading the old AHL Cincinnati Swords to divisional and playoff championships in his tenure there. Smitty isn't satisfied with his first two seasons as an NHL coach though. He says he won't be until the Sabres win their first Stanley Cup. "And keep winning it year after year," says Smith, who tasted champagne from the cup with Toronto during his 12th-season pro career as a right

winger. Born in Perth, Ont. May 16, 1935, Smitty turned pro with the Boston organization and played for the Bruins, Rangers and Detroit, as well as under Punch Imlach at Toronto. He finished his big league career as the first captain of the Sabres, and began coaching after Imlach's 1972 heart attack. Under Smith the Sabres won more regular schedule games in two seasons than the club won in its first three full years in the NHL. He and his wife, Audrey, and son, Dean, a hockey player in his own right, reside in the Buffalo suburb of Grand Island. Smith returns to his home town each summer to defend his Perth Open Golf Tournament title.



## JOHN ANDERSEN

Director of Scouting

There are good teams, and there are young teams in the NHL. But it takes a successful scouting system to build both a good and a young team at the same time. And John Andersen has operated just that kind of a system since the Sabres began in 1970. John and his scouts have helped build the heart of a Stanley Cup contender through the draft, and high choices such as Gil Perreault, Rick Martin, Jim Schoenfeld and so on have blossomed quickly into NHL stars. A native of Denmark, Andersen emigrated to Canada and joined the Toronto Maple

Leafs organization under Punch Imlach. He was with Toronto for 10 years, then spent a year with the California Golden Seals before rejoining Punch with the Sabres.



**GEORGE O. BERGANTZ**  
Director of Sales



**JAMES M. BIGGAR**  
Director of Advertising



**ROBERT E. CHAMBERS, JR.**  
Director of Marketing



**ROBERT W. PICKEL**  
Comptroller



**MIKE SCANLAN**  
Director of Security



**FRANK CHRISTIE**  
Head Trainer



**ANGELO NIGRO**  
Assistant Trainer



**ROY CAST**  
Scout



**BILL GIBB**  
Scout



**LLOYD GRONSDAHL**  
Scout



**BUCKY KANE**  
Scout



**PAUL LOGEL**  
Scout



**DOUG MINOR**  
Scout




**MIKE RACICOT**  
Scout



**JERRY WALKER**  
Scout

## The Past Year



## THE YEAR PAST

An artistic success though an emotional letdown: a fair description of the Buffalo Sabres in 1975-76. It was a season which saw Coach Floyd Smith's young team finish fourth overall in the National Hockey League during the regular schedule, setting 19 season records enroute, but lose in the quarterfinal round of Stanley Cup competition to the New York Islanders in a six-game series.

The Sabres had progressed to the cup finals a year before, and psychologically, only winning the cup itself would have been an improvement. So there was disappointment among everyone concerned, particularly the players who felt that the spring of '76 would bring Buffalo its first Stanley Cup.

But the playoff loss shouldn't dampen a record which included Danny Gare's first 50-goal season, the highest finish ever by a Sabre in the NHL scoring race as center Gilbert Perreault counted a personal high and team mark 113 points, and the most wins by a goaltender in a season, 29, by Gerry Desjardins.

The Sabres once again were one of hockey's most explosive teams, averaging 4.24 goals per game, and 34 shots an outing, against 26 by their opponents.

The goals flew in fast and furiously on occasion, with 14 against Washington Dec. 21, 1975, a team record, and part of an NHL mark. But the day the double figures really counted was the Sabres high point, and it was a game which didn't even count in the regular standings.

On Jan. 4, 1976 the undefeated Wings of the Soviet, the heart of Russia's Olympic championship hockey team, visited Memorial Auditorium, and suffered the worst loss ever by a USSR squad in international play, a stunning 12-6 pasting by the Sabres.

The Wings never lost again on their US tour, and the Sabres were the only NHL club to totally dominate a Russian opponent during the series, and only one of the two to win.

The Sabres suffered through injuries to Captain Jim Schoenfeld, Jerry Korab and Rene Robert, but finished the season on a high note. After a thrilling two-overtime three-game series win over St. Louis, they opened the Islanders series with two wins at home, but lost the next four to the tight-checking New York club to be eliminated from the playoff race.

There's always this year, and Buffalo's young players have a year's more experience to count on this season. With General Manager Punch Imlach dealing and Coach Floyd Smith wheeling, the Sabres should do nothing but improve. And the next step: enough improvement to win the Stanley Cup.

## FINAL 1975-76 BUFFALO SABRES' SCORING STATISTICS

PLAYER	GP	G	A	PTS	PIM	PPG	SHG	GWG
Gil Perreault	80	44	69	113	36	14	0	4
Rene Robert	72	35	52	87	53	11	0	4
Richard Martin	80	49	37	86	67	18	0	7
Danny Gare	79	50	23	73	129	8	1	9
Craig Ramsay	80	22	49	71	34	1	1	0
Don Luce	77	21	49	70	42	2	2	2
Peter McNab	79	24	32	56	16	3	0	3
Jocelyn Guevremont	80	12	40	52	57	6	0	3
Fred Stanfield	80	18	30	48	4	2	1	3
Jim Lorentz	75	17	24	41	18	2	1	4
Jerry Korab	65	13	28	41	85	3	0	1
Brian Spencer	77	13	26	39	70	0	0	1
Jacques Richard	73	12	23	35	31	3	0	5
Bill Hajt	80	6	21	27	48	0	0	0
Jim Schoenfeld	56	2	22	24	114	0	0	0
Lee Fogolin	58	0	9	9	64	0	0	0
Gary McAdam	31	1	2	3	2	0	0	0
Roger Crozier	11	0	1	1	0	0	0	0
Paul McIntosh	41	0	1	1	61	0	0	0
Gerry Desjardins	55	0	1	1	2	0	0	0
Terry Martin	1	0	0	0	0	0	0	0
Morris Titanic	2	0	0	0	0	0	0	0
Ken Breitenbach	7	0	0	0	6	0	0	0
Sub-Totals	80	339	539	878	939	73	6	46
Others		0	0	0	4	0	0	0
TOTALS	80	339	539	878	943	73	6	46

GOALIES	GPI	Mins	GA	SO	EN	Avg	Saves	Effcy	W	L	T
Crozier	11	620	27	1	0	2.61	214	88.8	8	2	0
Desjardins	55	3280	161	2	1	2.94	1300	89.0	29	15	11
Smith	14	840	43	0	1	3.07	317	88.1	9	3	2
Bromley	1	60	7	0	0	7.00	27	79.4	0	1	0

SABRES' OFFENSE: 4.24 Goals Per Game SABRES' DEFENSE: 3.00 Goals Per Game

GOALS BY PERIOD	GOALS				SHOTS ON GOAL				
	1	2	3	TOT.	1	2	3	TOT.	
BUFFALO	106	110	123	339	BUFFALO	884	899	934	2717
Opponents	67	81	92	240	Opponents	670	722	706	2098

### BUFFALO PENALTIES:

372 minors, 2 bench, 29 majors, 5 misconducts = 943 minutes

### OPPONENTS PENALTIES:

351 minors, 9 bench, 28 majors, 8 misconducts = 940 minutes

BUFFALO RECORD	GP	W	L	T	GF	GA	PTS
at Home	40	28	7	5	197	106	61
on Road	40	18	14	8	142	134	44
vs. Norris Division	25	17	7	1	117	73	35
vs. Adams Division	18	11	5	2	82	58	24
vs. Patrick Division	17	6	6	5	53	52	17
vs. Smythe Division	20	12	3	5	87	57	29
Over-all 1975-76	80	46	21	13	339	240	105
Over-all 1974-75	80	49	16	15	354	240	113
Over-all 1973-74	78	32	34	12	242	250	76
Over-all 1972-73	78	37	27	14	257	219	88
Over-all 1971-72	78	16	43	19	203	289	51
Over-all 1970-71	78	24	39	15	217	291	63

## BUFFALO SABRES' 1975-76 SCORES

GAME NO.	DATE	VISITING TEAM	SCORE	HOME TEAM	W	L	T	GF	GA	
1.	Oct. 9	Detroit	0	4	BUFFALO	1	0	0	4	0
2.	Oct. 12	Toronto	3	8	BUFFALO	2	0	0	12	3
3.	Oct. 16	Chicago	1	7	BUFFALO	3	0	0	19	4
4.	Oct. 18	BUFFALO	5	3	St. Louis	4	0	0	24	7
5.	Oct. 19	Washington	4	5	BUFFALO	5	0	0	29	11
6.	Oct. 22	NY Rangers	1	9	BUFFALO	6	0	0	38	12
7.	Oct. 25	BUFFALO	5	3	Detroit	7	0	0	43	15
8.	Oct. 26	California	2	3	BUFFALO	8	0	0	46	17
9.	Oct. 29	BUFFALO	2	3	Toronto	8	1	0	48	20
10.	Oct. 30	Vancouver	4	4	BUFFALO	8	1	1	52	24
11.	Nov. 2	Pittsburgh	2	7	BUFFALO	9	1	1	59	26
12.	Nov. 3	BUFFALO	2	3	Montreal	9	2	1	61	29
13.	Nov. 5	Boston	0	4	BUFFALO	10	2	1	65	29
14.	Nov. 9	Montreal	1	5	BUFFALO	11	2	1	70	30
15.	Nov. 12	Philadelphia	3	1	BUFFALO	11	3	1	71	33
16.	Nov. 15	BUFFALO	5	2	Pittsburgh	12	3	1	76	35
17.	Nov. 16	California	1	4	BUFFALO	13	3	1	80	36
18.	Nov. 18	BUFFALO	3	1	NY Islanders	14	3	1	83	37
19.	Nov. 20	Detroit	2	7	BUFFALO	15	3	1	90	39
20.	Nov. 23	Kansas City	2	6	BUFFALO	16	3	1	96	41
21.	Nov. 25	BUFFALO	0	4	Vancouver	16	4	1	96	45
22.	Nov. 28	BUFFALO	4	2	California	17	4	1	100	47
23.	Nov. 29	BUFFALO	3	8	Los Angeles	17	5	1	103	55
24.	Dec. 3	BUFFALO	4	4	Washington	17	5	2	107	59
25.	Dec. 4	NY Rangers	6	6	BUFFALO	17	5	3	113	65
26.	Dec. 6	BUFFALO	4	2	NY Islanders	18	5	3	117	67
27.	Dec. 7	NY Islanders	3	0	BUFFALO	18	6	3	117	70
28.	Dec. 10	BUFFALO	2	2	NY Rangers	18	6	4	119	72
29.	Dec. 14	Atlanta	7	4	BUFFALO	18	7	4	123	79
30.	Dec. 17	BUFFALO	1	3	Detroit	18	8	4	124	82
31.	Dec. 18	Minnesota	2	5	BUFFALO	19	8	4	129	84
32.	Dec. 20	BUFFALO	3	5	Boston	19	9	4	132	89
33.	Dec. 21	Washington	2	14	BUFFALO	20	9	4	146	91
34.	Dec. 23	BUFFALO	5	1	Kansas City	21	9	4	151	92
35.	Dec. 26	Boston	6	3	BUFFALO	21	10	4	154	98
36.	Dec. 28	BUFFALO	2	2	Chicago	21	10	5	156	100
37.	Jan. 1	Los Angeles	9	6	BUFFALO	21	11	5	162	109
	Jan. 4	Soviet Wings	6	12	BUFFALO					
38.	Jan. 5	BUFFALO	4	2	Montreal	22	11	5	166	111
39.	Jan. 8	Vancouver	5	8	BUFFALO	23	11	5	174	116
40.	Jan. 11	Pittsburgh	0	6	BUFFALO	24	11	5	180	116
41.	Jan. 13	BUFFALO	3	7	St. Louis	24	12	5	183	123
42.	Jan. 15	Washington	3	5	BUFFALO	25	12	5	188	126
43.	Jan. 17	BUFFALO	2	3	Pittsburgh	25	13	5	190	129
44.	Jan. 18	Minnesota	1	4	BUFFALO	26	13	5	194	130

GAME NO.	DATE	VISITING TEAM	SCORE	HOME TEAM	W	L	T	GF	GA	
45.	Jan. 22	BUFFALO	3	5	Boston	26	14	5	197	135
46.	Jan. 23	BUFFALO	3	3	Atlanta	26	14	6	200	138
47.	Jan. 25	St. Louis	2	4	BUFFALO	27	14	6	204	140
48.	Jan. 28	BUFFALO	3	3	NY Rangers	27	14	7	207	143
49.	Jan. 29	Philadelphia	1	1	BUFFALO	27	14	8	208	144
50.	Feb. 1	BUFFALO	9	5	California	28	14	8	217	149
51.	Feb. 3	BUFFALO	1	2	Vancouver	28	15	8	218	151
52.	Feb. 4	BUFFALO	4	3	Los Angeles	29	15	8	222	154
53.	Feb. 7	BUFFALO	4	3	Minnesota	30	15	8	226	157
54.	Feb. 8	California	5	5	BUFFALO	30	15	9	231	162
55.	Feb. 11	Detroit	2	4	BUFFALO	31	15	9	235	164
56.	Feb. 13	BUFFALO	3	2	Atlanta	32	15	9	238	166
57.	Feb. 15	NY Islanders	3	1	BUFFALO	32	16	9	239	169
58.	Feb. 18	BUFFALO	4	4	Chicago	32	16	10	243	173
59.	Feb. 19	Atlanta	1	3	BUFFALO	33	16	10	246	174
60.	Feb. 21	BUFFALO	4	6	Toronto	33	17	10	250	180
61.	Feb. 22	Montreal	4	2	BUFFALO	33	18	10	252	184
62.	Feb. 26	Toronto	2	5	BUFFALO	34	18	10	257	186
63.	Feb. 28	BUFFALO	4	4	Kansas City	34	18	11	261	190
64.	Feb. 29	Los Angeles	1	5	BUFFALO	35	18	11	266	191
65.	Mar. 4	Chicago	3	6	BUFFALO	36	18	11	272	194
66.	Mar. 6	BUFFALO	2	3	Montreal	36	19	11	274	197
67.	Mar. 7	St. Louis	4	4	BUFFALO	36	19	12	278	201
68.	Mar. 10	BUFFALO	7	6	Pittsburgh	37	19	12	285	207
69.	Mar. 11	BUFFALO	1	6	Philadelphia	37	20	12	286	213
70.	Mar. 14	BUFFALO	8	2	Minnesota	38	20	12	294	215
71.	Mar. 16	BUFFALO	4	2	Los Angeles	39	20	12	298	217
72.	Mar. 17	BUFFALO	5	3	California	40	20	12	303	220
73.	Mar. 21	Kansas City	1	3	BUFFALO	41	20	12	306	221
74.	Mar. 24	NY Rangers	3	7	BUFFALO	42	20	12	313	224
75.	Mar. 26	BUFFALO	4	1	Washington	43	20	12	317	225
76.	Mar. 27	BUFFALO	4	2	Toronto	44	20	12	321	227
77.	Mar. 30	BUFFALO	4	4	Boston	44	20	13	325	231
78.	Apr. 1	Boston	2	7	BUFFALO	45	20	13	332	233
79.	Apr. 3	BUFFALO	2	5	Philadelphia	45	21	13	334	238
80.	Apr. 4	Toronto	2	5	BUFFALO	46	21	13	339	240

## 1976 PLAYOFF SCORES

### PRELIMINARY ROUND

Apr. 6 BUFFALO 2 at St. Louis 5  
 Apr. 8 St. Louis 2 at BUFFALO 3 (OT)  
 Apr. 9 St. Louis 1 at BUFFALO 2 (OT)

### QUARTER-FINAL ROUND

Apr. 11 N. Y. I. 3 at BUFFALO 5  
 Apr. 13 N. Y. I. 2 at BUFFALO 3 (OT)  
 Apr. 15 BUFFALO 3 at N. Y. I. 5  
 Apr. 17 BUFFALO 2 at N. Y. I. 4  
 Apr. 20 N. Y. I. 4 at BUFFALO 2  
 Apr. 22 BUFFALO 2 at N. Y. I. 3

# 1975-76 FINAL NHL STANDINGS

## PRINCE OF WALES CONFERENCE

### James Norris Division

	GP	W	L	T	GF	GA	PTS
Montreal .....	80	58	11	11	337	174	127
Los Angeles .....	80	38	33	9	263	265	85
Pittsburgh .....	80	35	33	12	339	303	82
Detroit .....	80	26	44	10	226	300	62
Washington .....	80	11	59	10	224	394	32

### Charles F. Adams Division

	GP	W	L	T	GF	GA	PTS
Boston .....	80	48	15	17	313	237	113
<b>BUFFALO</b> .....	80	46	21	13	339	240	105
Toronto .....	80	34	31	15	294	276	83
California .....	80	27	42	11	250	278	65

## CLARENCE CAMPBELL CONFERENCE

### Lester Patrick Division

	GP	W	L	T	GF	GA	PTS
Philadelphia .....	80	51	13	16	348	209	118
N.Y. Islanders .....	80	42	21	17	297	190	101
Atlanta .....	80	35	33	12	262	237	82
N.Y. Rangers .....	80	29	42	9	262	333	67

### Conn Smythe Division

	GP	W	L	T	GF	GA	PTS
Chicago .....	80	32	30	18	254	261	82
Vancouver .....	80	33	32	15	271	272	81
St. Louis .....	80	29	37	14	249	290	72
Minnesota .....	80	20	53	7	195	303	47
Kansas City .....	80	12	56	12	190	351	36



	GP	W	L	T	GF	GA
Buffalo	4	2	1	1	13	13
Atlanta	4	1	2	1	13	13



### AT BUFFALO

Dec. 14 — Atlanta	7	Buffalo	4
Feb. 19 — Buffalo	3	Atlanta	1

### AT ATLANTA

Jan. 23 — Buffalo	3	Atlanta	3
Feb. 13 — Buffalo	3	Atlanta	2

### GOALS BY PERIOD

	1	2	3	TOT.
Buffalo	2	3	8	13
Atlanta	4	4	5	13

### SHOTS ON GOAL

	1	2	3	TOT.
Buffalo	24	31	49	104
Atlanta	36	37	35	108

### BUFFALO

	GP	G	A	PTS	PIM
Luce	4	0	5	5	2
Martin	4	3	1	4	6
Korab	3	1	3	4	2
Ramsay	4	0	4	4	0
Lorentz	4	2	1	3	4
Richard	4	1	2	3	0
Hajt	4	2	0	2	0
Gare	3	1	1	2	6
Perreault	4	1	1	2	4
Guevremont	4	1	1	2	2
Robert	3	0	2	2	0
Schoenfeld	1	1	0	1	2
McNab	4	0	1	1	0
McIntosh	4	0	0	0	12
Spencer	4	0	0	0	2
Stanfield	4	0	0	0	0
Fogolin	3	0	0	0	7
McAdam	2	0	0	0	0
Breitenbach	1	0	0	0	4

SCORING

### ATLANTA

	GP	G	A	PTS	PIM
Romanchych	4	4	0	4	0
Flett	4	2	1	3	0
Meehan	1	0	3	3	0
Manery	4	0	3	3	12
Bennett	4	2	0	2	2
Comeau	4	1	1	2	2
St. Sauveur	4	1	1	2	0
Vail	4	0	2	2	0
Lysiak	4	0	2	2	0
Lemieux	1	1	0	1	4
Clement	3	1	0	1	4
Graves	4	1	0	1	2
Ecclestone	3	0	1	1	0
Gibbs	3	0	1	1	4
Carriere	4	0	1	1	11
Kryskow	4	0	1	1	7
Quinn	4	0	1	1	4
Kea	4	0	0	0	9
Houston	3	0	0	0	0
Mulhern	1	0	0	0	0

TOTALS 4 13 22 35 53

TOTALS 4 13 18 31 61

### BUFFALO GOALIES

	GPI	Mins	GA	SO	EN	Avg	Saves	Effcy	W	L	T
Smith	2	120	3	0	0	1.50	50	94.0	2	0	0
Desjardins	2	120	10	0	0	5.00	45	82.0	0	1	1

### ATLANTA GOALIES

	GPI	Mins	GA	SO	EN	Avg	Saves	Effcy	W	L	T
Bouchard	3	180	9	0	0	3.00	65	88.0	0	2	1
Myre	1	60	4	0	0	4.00	26	87.0	1	0	0

GAME WINNING GOALS: Martin, Richard, Romanchych

POWER PLAY GOALS: Martin (2), Perreault





	GP	W	L	T	GF	GA
Buffalo	6	2	3	1	24	22
Boston	6	3	2	1	22	24

**AT BUFFALO**

Nov. 5 — Buffalo	4	Boston	0	Dec. 20 — Boston	5	Buffalo	3
Dec. 26 — Boston	6	Buffalo	3	Jan. 22 — Boston	5	Buffalo	3
Apr. 1 — Buffalo	7	Boston	2	Mar. 30 — Buffalo	4	Boston	4

**AT BOSTON****GOALS BY PERIOD**

	1	2	3	TOT.
Buffalo	11	7	6	24
Boston	6	7	9	22

**SHOTS ON GOAL**

	1	2	3	TOT.
Buffalo	69	62	54	185
Boston	57	43	53	153

BUFFALO	GP	G	A	PTS	PIM	BOSTON	GP	G	A	PTS	PIM
---------	----	---	---	-----	-----	--------	----	---	---	-----	-----

Perreault	6	2	7	9	4	Cashman	6	3	6	9	2
Martin	6	4	4	8	6	Schmautz	5	3	4	7	4
Robert	4	3	5	8	0	Ratelle	5	3	3	6	0
Gare	6	4	1	5	9	O'Reilly	6	2	4	6	6
Luce	6	2	3	5	2	Park	3	0	6	6	0
Ramsay	6	2	3	5	2	Gibson	3	0	5	5	0
Spencer	6	2	3	5	9	Bucyk	5	2	2	4	0
McNab	6	3	1	4	2	Hodge	5	2	2	4	2
Lorentz	5	0	4	4	2	Marcotte	5	2	1	3	0
Hajt	6	1	2	3	4	Sheppard	4	2	0	2	0
Stanfield	6	1	2	3	0	Smith, D.	6	1	1	2	8
Schoenfeld	5	0	3	3	10	Forbes	6	1	1	2	10
Korab	6	0	2	2	4	Savard	5	0	2	2	0
Guevremont	6	0	1	1	2	Edestrand	6	0	2	2	17
McIntosh	2	0	0	0	5	Nowak	6	1	0	1	2
McAdam	2	0	0	0	0	Zanussi	4	0	1	1	2
Fogolin	4	0	0	0	0	Adduono	1	0	0	0	0
Desjardins	5	0	0	0	2	Esposito	1	0	0	0	0
Richard	5	0	0	0	8	Milbury	1	0	0	0	2
						Simmons	1	0	0	0	2
						Smith, B.	1	0	0	0	0
						Vadnais	1	0	0	0	2
						Clark	2	0	0	0	0
						Halward	2	0	0	0	0
						Langdon	3	0	0	0	2
						Sims	3	0	0	0	4
						Doak	5	0	0	0	2

<b>TOTALS</b>	<b>6</b>	<b>24</b>	<b>41</b>	<b>65</b>	<b>71</b>	<b>TOTALS</b>	<b>6</b>	<b>22</b>	<b>40</b>	<b>62</b>	<b>67</b>
---------------	----------	-----------	-----------	-----------	-----------	---------------	----------	-----------	-----------	-----------	-----------

BUFFALO GOALIES	GPI	Mins	GA	SO	EN	Avg	Saves	Effcy	W	L	T
Desjardins	5	300	18	1	0	3.60	107	86.0	2	3	0
Smith	1	60	4	0	0	4.00	24	86.0	0	0	1

BOSTON GOALIES	GPI	Mins	GA	SO	EN	Avg	Saves	Effcy	W	L	T
Gilbert	4	240	13	0	0	3.25	84	87.0	3	0	1
Reece	1	60	4	0	0	4.00	37	90.0	0	1	0
Cheevers	1	60	7	0	0	7.00	40	85.0	0	1	0

**GAME WINNING GOALS:** McNab, Gare, Cashman (2), Nowak

**GAME TIEING GOAL:** Hodge

**POWER PLAY GOALS:** Gare, Martin, McNab, Perreault, Robert, Ratelle (2), Bucyk, Cashman, Hodge, Schmautz, Sheppard



	GP	W	L	T	GF	GA
Buffalo	6	5	0	1	30	18
California	6	0	5	1	18	30

**AT BUFFALO**

Oct. 26 — Buffalo	3	California	2	Nov. 28 — Buffalo	4	California	2
Nov. 16 — Buffalo	4	California	1	Feb. 1 — Buffalo	9	California	5
Feb. 8 — Buffalo	5	California	5	Mar. 17 — Buffalo	5	California	3

**AT CALIFORNIA****GOALS BY PERIOD**

	1	2	3	TOT.
Buffalo	4	13	13	30
California	5	4	9	18

**SHOTS ON GOAL**

	1	2	3	TOT.
Buffalo	50	69	71	190
California	53	38	54	145

BUFFALO	GP	G	A	PTS	PIM	CALIFORNIA	GP	G	A	PTS	PIM
---------	----	---	---	-----	-----	------------	----	---	---	-----	-----

Perreault	6	5	8	13	0	Murdoch	6	4	5	9	2
Robert	6	5	6	11	4	MacAdam	6	4	4	8	5
Gare	6	7	2	9	22	Maruk	6	2	6	8	2
Ramsay	6	2	4	6	4	Sabourin	6	2	2	4	4
Guevremont	6	1	5	6	11	Merrick	4	1	2	3	6
Korab	5	2	3	5	2	Frig	5	1	2	3	0
Luce	6	2	2	4	4	Girard	6	1	2	3	7
Martin	6	1	3	4	10	Hampton	5	0	3	3	9
Hajt	6	0	4	4	4	Moxey	3	2	0	2	2
McNab	6	1	2	3	0	Hrechkosy	3	1	0	1	0
Stanfield	6	1	2	3	0	Pappin	2	0	1	1	0
Richard	4	2	0	2	4	Jacobs	3	0	1	1	11
Spencer	6	1	1	2	4	Stewart	6	0	1	1	2
Fogolin	3	0	2	2	5	Price	1	0	0	0	0
Lorentz	5	0	2	2	0	Simmer	1	0	0	0	0
Schoenfeld	4	0	1	1	0	Ahern	3	0	0	0	0
McAdam	2	0	0	0	0	King	3	0	0	0	0
McIntosh	3	0	0	0	13	Klassen	3	0	0	0	2
						Neilson	3	0	0	0	2
						Pesut	3	0	0	0	4
						Simmons	3	0	0	0	2
						Holt	4	0	0	0	2
						Christie	6	0	0	0	6
						Gardner	6	0	0	0	0

<b>TOTALS</b>	<b>6</b>	<b>30</b>	<b>47</b>	<b>77</b>	<b>87</b>	<b>TOTALS</b>	<b>6</b>	<b>18</b>	<b>29</b>	<b>47</b>	<b>68</b>
---------------	----------	-----------	-----------	-----------	-----------	---------------	----------	-----------	-----------	-----------	-----------

BUFFALO GOALIE	GPI	Mins	GA	SO	EN	Avg	Saves	Effcy	W	L	T
Desjardins	6	360	18	0	0	3.00	127	88.0	5	0	1

CALIFORNIA GOALIES	GPI	Mins	GA	SO	EN	Avg	Saves	Effcy	W	L	T
Meloche	3	180	11	0	1	3.67	82	88.0	0	3	0
Simmons	3	180	18	0	0	6.00	78	81.0	0	2	1

**GAME WINNING GOALS:** Gare (2), Richard, Robert, Luce

**GAME TIEING GOAL:** MacAdam

**POWER PLAY GOALS:** Perreault (2), Gare, Guevremont, Richard, Stanfield, Frig, Hrechkosy, Moxey, Murdoch

**SHORT HANDED GOAL:** MacAdam

**EMPTY NET GOAL:** Gare



	GP	W	L	T	GF	GA
Buffalo	4	2	0	2	19	10
Chicago	4	0	2	2	10	19



## AT BUFFALO

Oct. 16 — Buffalo	7
Mar. 4 — Buffalo	6

## AT CHICAGO

Dec. 28 — Buffalo	2	Chicago	2
Feb. 18 — Buffalo	4	Chicago	4

## GOALS BY PERIOD

PERIOD	1	2	3	TOT.
Buffalo	10	5	4	19
Chicago	4	4	2	10

## SHOTS ON GOAL

GOAL	1	2	3	TOT.
Buffalo	43	44	36	123
Chicago	31	40	31	102

BUFFALO	GP	G	A	PTS	PIM	CHICAGO	GP	G	A	PTS	PIM
Perreault	4	1	8	9	0	Mikita	3	1	3	4	2
Martin	4	6	1	7	2	Koroll	4	1	3	4	2
Robert	3	3	4	7	2	Marks	4	3	0	3	0
McNab	4	2	3	5	0	Russell	4	1	2	3	2
Guevremont	4	1	3	4	4	Rota	4	2	0	2	2
Gare	4	3	0	3	4	Daigle	4	1	1	2	2
Lorentz	4	1	2	3	0	Maki	2	0	2	2	0
Luce	4	1	1	2	0	Boldirev	4	0	2	2	0
Ramsay	4	1	1	2	6	Hull	4	0	2	2	4
Schoenfeld	3	0	2	2	8	Martin, P.	4	0	2	2	0
Spencer	4	0	2	2	6	Magnuson	1	1	0	1	0
Stanfield	4	0	2	2	0	Johnston	1	0	0	0	0
Korab	2	0	1	1	0	Holt	2	0	0	0	0
McAdam	3	0	1	1	0	Mulvey	2	0	0	0	0
Breitenbach	1	0	0	0	0	Redmond	2	0	0	0	0
McIntosh	1	0	0	0	4	Murray	3	0	0	0	4
Fogolin	3	0	0	0	4	Bordeleau	4	0	0	0	0
Hajt	4	0	0	0	2	Sheehan	4	0	0	0	14
Richard	4	0	0	0	0	Tallon	4	0	0	0	14
						White	4	0	0	0	14
<b>TOTALS</b>	<b>4</b>	<b>19</b>	<b>31</b>	<b>50</b>	<b>42</b>	<b>TOTALS</b>	<b>4</b>	<b>10</b>	<b>17</b>	<b>27</b>	<b>46</b>

BUFFALO GOALIE	GPI	Mins	GA	SO	EN	Avg	Saves	Effcy	W	L	T
Desjardins	4	240	10	0	0	2.50	92	90.2	2	0	2

CHICAGO GOALIE	GPI	Mins	GA	SO	EN	Avg	Saves	Effcy	W	L	T
Esposito	4	240	19	0	0	4.75	104	84.6	0	2	2

GAME WINNING GOALS: Guevremont, Lorentz

GAME TIEING GOALS: Mikita, Gare

POWER PLAY GOALS: Gare (2), Robert (2), Guevremont, Luce, Martin, McNab, Marks (2), Daigle, Mikita, Rota, Russell

SHORT HANDED GOAL: Gare



	GP	W	L	T	GF	GA
Buffalo	5	4	1	0	21	10
Detroit	5	1	4	0	10	21



## AT BUFFALO

Oct. 9 — Buffalo	4
Nov. 20 — Buffalo	7
Feb. 11 — Buffalo	4

## AT DETROIT

Oct. 25 — Buffalo	5	Detroit	3
Dec. 17 — Detroit	3	Buffalo	1

## GOALS BY PERIOD

PERIOD	1	2	3	TOT.
Buffalo	8	5	8	21
Detroit	1	3	6	10

## SHOTS ON GOAL

GOAL	1	2	3	TOT.
Buffalo	83	66	57	206
Detroit	31	54	51	136

BUFFALO	GP	G	A	PTS	PIM	DETROIT	GP	G	A	PTS	PIM
McNab	5	2	6	8	2	Libett	5	3	2	5	2
Luce	5	2	4	6	4	Hogaboam	4	2	2	4	4
Robert	4	3	1	4	4	Roberto	3	0	3	3	0
Gare	5	3	1	4	5	McKechnie	5	0	3	3	4
Ramsay	5	1	3	4	2	Watson	5	0	3	3	21
Spencer	4	3	0	3	2	Maloney	5	1	1	2	6
Lorentz	5	2	1	3	0	Harper	3	1	0	1	2
Guevremont	5	1	2	3	2	Redmond	3	1	0	1	2
Richard	5	1	2	3	6	Bergeron	5	1	0	1	2
Korab	5	0	3	3	6	Bloom	5	1	0	1	0
Stanfield	5	2	0	2	2	Harvey	1	0	1	1	0
Martin	5	1	1	2	2	Leblanc	2	0	1	1	2
Crozier	3	0	1	1	0	Salovaara	3	0	1	1	0
Schoenfeld	4	0	1	1	30	Grant	4	0	1	1	2
Hajt	5	0	1	1	2	Korney	4	0	1	1	2
Perreault	5	0	1	1	0	Bathe	1	0	0	0	0
Titanic	1	0	0	0	0	Cameron	1	0	0	0	2
McIntosh	2	0	0	0	0	Giroux	2	0	0	0	4
Fogolin	3	0	0	0	2	Polonich	2	0	0	0	2
McAdam	4	0	0	0	2	Wong	2	0	0	0	2
						Hextall	3	0	0	0	0
						Lochead	3	0	0	0	0
						Hamel	4	0	0	0	2
						Lapointe	5	0	0	0	4
<b>TOTALS</b>	<b>5</b>	<b>21</b>	<b>28</b>	<b>49</b>	<b>73</b>	<b>TOTALS</b>	<b>5</b>	<b>10</b>	<b>19</b>	<b>29</b>	<b>65</b>

BUFFALO GOALIES	GPI	Mins	GA	SO	EN	Avg	Saves	Effcy	W	L	T
Crozier	3	180	5	1	0	1.67	67	93.0	2	1	0
Smith	1	60	2	0	0	2.00	25	93.0	1	0	0
Desjardins	1	60	3	0	0	3.00	34	92.0	1	0	0

DETROIT GOALIES	GPI	Mins	GA	SO	EN	Avg	Saves	Effcy	W	L	T
Giacomin	1	60	1	0	0	1.00	28	97.0	1	0	0
Rutherford	3	180	14	0	1	4.67	130	90.0	0	3	0
McDuffe	1	60	5	0	0	5.00	27	84.0	0	1	0

GAME WINNING GOALS: Robert (2), Richard, Stanfield, Redmond

POWER PLAY GOALS: Robert (2), Gare, Guevremont, Lorentz, Richard, Bergeron, Hogaboam

EMPTY NET GOAL: Luce



	GP	W	L	T	GF	GA
Buffalo	4	3	0	1	18	8
Kansas City	4	0	3	1	8	18

**AT BUFFALO**

Nov. 23 — Buffalo 6  
Mar. 21 — Buffalo 3

Kans. City 2  
Kans. City 1

**AT KANSAS CITY**

Dec. 23 — Buffalo 5  
Feb. 28 — Buffalo 4

Kans. City 1  
Kans. City 4

**GOALS BY PERIOD**

	1	2	3	TOT.
Buffalo	6	10	2	18
Kansas City	3	1	4	8

**SHOTS ON GOAL**

	1	2	3	TOT.
Buffalo	66	47	46	159
Kansas City	25	41	34	100

**BUFFALO**

	GP	G	A	PTS	PIM
Luce	4	3	4	7	2
Ramsay	4	2	3	5	0
Gare	4	2	2	4	9
McNab	4	2	2	4	0
Perreault	4	1	3	4	0
Stanfield	4	2	1	3	0
Hajt	4	1	2	3	2
Richard	4	1	2	3	0
Spencer	4	1	2	3	2
Guevremont	4	0	3	3	0
Robert	3	1	1	2	2
Lorentz	4	1	1	2	2
Schoenfeld	4	0	2	2	6
Martin	4	1	0	1	6
Korab	3	0	1	1	4
Fogolin	2	0	0	0	7
McIntosh	3	0	0	0	4

**KANSAS CITY**

	GP	G	A	PTS	PIM
Charron	4	1	3	4	0
Rota	4	2	1	3	0
Patrick	4	2	0	2	0
Harvey	2	0	2	2	0
Arnason	2	1	0	1	0
Dupere	2	1	0	1	0
Lagace	3	1	0	1	2
Paieiment	2	0	1	1	4
Roberto	2	0	1	1	2
Burns	4	0	1	1	0
Croteau	4	0	1	1	0
Hudson	4	0	1	1	2
Patterson	4	0	1	1	0
Houde	1	0	0	0	2
Murray	1	0	0	0	4
Boucha	2	0	0	0	0
Durbano	2	0	0	0	23
Gagnon	2	0	0	0	0
Gilbert	2	0	0	0	0
McElmury	2	0	0	0	0
Nolet	2	0	0	0	0
Bergman	4	0	0	0	0
Herron	4	0	0	0	10
Johnston	4	0	0	0	4

**SCORING**

**TOTALS** 4 18 29 47 46 **TOTALS** 4 8 12 20 53

**BUFFALO GOALIES**

	GPI	Mins	GA	SO	EN	Avg	Saves	Effcy	W	L	T
Crozier	1	60	1	0	0	1.00	36	97.3	1	0	0
Smith	1	60	1	0	0	1.00	7	87.5	1	0	0
Desjardins	2	120	6	0	0	3.00	49	89.1	1	0	1

**KANSAS CITY GOALIES**

	GPI	Mins	GA	SO	EN	Avg	Saves	Effcy	W	L	T
McKenzie	2	40	3	0	0	4.48	26	89.7	0	0	0
Herron	4	200	15	0	0	4.50	116	88.5	0	3	1

**GAME WINNING GOALS:** Gare, Lorentz, Richard**GAME TIEING GOAL:** Gare**POWER PLAY GOALS:** McNab, Arnason**SHORT HANDED GOALS:** Luce, Stanfield

	GP	W	L	T	GF	GA
Buffalo	5	3	2	0	22	23
Los Angeles	5	2	3	0	23	22

**AT BUFFALO**

Jan. 1 — L. A. 9  
Feb. 29 — Buffalo 5

Buffalo 6  
L. A. 1

**AT LOS ANGELES**

Nov. 29 — L. A.  
Feb. 4 — Buffalo  
Mar. 16 — Buffalo

8 Buffalo 3  
4 L. A. 3  
4 L. A. 2

**GOALS BY PERIOD**

	1	2	3	TOT.
Buffalo	7	9	6	22
Los Angeles	4	11	8	23

**SHOTS ON GOAL**

	1	2	3	TOT.
Buffalo	49	55	42	146
Los Angeles	42	49	47	138

**BUFFALO**

	GP	G	A	PTS	PIM
Ramsay	5	2	5	7	0
Stanfield	5	4	2	6	0
Robert	5	3	3	6	6
Perreault	5	2	4	6	0
Korab	3	3	2	5	4
Gare	5	2	2	4	6
McNab	4	2	1	3	0
Spencer	5	1	2	3	19
Martin	5	1	2	3	4
Luce	5	0	3	3	2
Lorentz	4	2	0	2	0
Guevremont	5	0	2	2	2
Hajt	5	0	2	2	2
Schoenfeld	3	0	1	1	2
Fogolin	4	0	1	1	8
Richard	4	0	1	1	0
Titanic	1	0	0	0	0
McAdam	2	0	0	0	0
McIntosh	3	0	0	0	4

**LOS ANGELES**

	GP	G	A	PTS	PIM
Goring	5	4	4	8	2
Murphy	5	3	3	6	2
Nevin	5	2	4	6	0
Corrigan	5	2	3	5	0
Berry	5	1	4	5	2
St. Marseille	5	2	2	4	4
Dionne	5	1	3	4	4
Venasky	5	1	3	4	0
Widing	4	2	1	3	4
Kozak	4	1	2	3	4
Murdoch	5	0	3	3	6
Williams	4	2	0	2	0
Sargent	4	0	2	2	4
Komadoski	5	0	2	2	6
Carr	2	1	0	1	0
Demarco	2	1	0	1	0
Wilson	1	0	0	0	4
Hutchison	3	0	0	0	19
Brown	5	0	0	0	2
Kannegiesser	5	0	0	0	4

**SCORING**

**TOTALS** 5 22 33 55 59 **TOTALS** 5 23 36 59 67

**BUFFALO GOALIES**

	GPI	Mins	GA	SO	EN	Avg	Saves	Effcy	W	L	T
Smith	3	180	6	0	0	2.00	69	92.0	3	0	0
Desjardins	2	120	17	0	0	8.50	46	73.0	0	2	0

**LOS ANGELES GOALIE**

	GPI	Mins	GA	SO	EN	Avg	Saves	Effcy	W	L	T
Vachon	5	300	22	0	0	4.40	124	84.9	2	3	0

**GAME WINNING GOALS:** Dionne, Kozak, Gare, Perreault, Stanfield**POWER PLAY GOALS:** Korab, Lorentz, Perreault, Robert, Stanfield, Goring, Kozak, Murphy, Nevin**SHORT HANDED GOALS:** Goring (2)



	GP	W	L	T	GF	GA
Buffalo	4	4	0	0	21	8
Minnesota	4	0	4	0	8	21

**AT BUFFALO**

Dec. 8 — Buffalo	5	Minnesota	2	Feb. 7 — Buffalo	4	Minnesota	3
Jan. 18 — Buffalo	4	Minnesota	1	Mar. 14 — Buffalo	8	Minnesota	2

**AT MINNESOTA****GOALS BY PERIOD**

PERIOD	1	2	3	TOT.	SHOTS ON GOAL	1	2	3	TOT.
Buffalo	9	8	4	21	Buffalo	53	43	51	147
Minnesota	4	1	3	8	Minnesota	30	28	35	93

BUFFALO	GP	G	A	PTS	PIM	MINNESOTA	GP	G	A	PTS	PIM
Martin	4	4	5	9	0	Young	4	2	2	4	11
Perreault	4	4	2	6	4	Talafofus	4	2	0	2	2
McNab	4	2	4	6	0	Dunlop	2	1	1	2	2
Robert	3	1	5	6	2	Bialowas	4	1	1	2	0
Guevremont	4	1	5	6	8	Jarry	4	0	2	2	0
Lorentz	4	3	1	4	4	Hogaboam	1	1	0	1	0
Luce	4	1	3	4	2	Hicke	4	1	0	1	2
Gare	4	1	2	3	16	Goldsworthy	3	0	1	1	2
Ramsay	4	1	2	3	4	Barrett	4	0	1	1	2
Spencer	4	0	3	3	6	Nanne	4	0	1	1	2
Stanfield	4	0	3	3	0	O'Brien	4	0	1	1	8
Korab	3	1	1	2	4	Sather	4	0	1	1	2
McAdam	3	1	1	2	0	Antonovich	1	0	0	0	0
Hajt	4	1	1	2	0	Flesch	1	0	0	0	0
Richard	4	0	1	1	0	Gratton	1	0	0	0	0
McIntosh	2	0	0	0	9	Maniago	2	0	0	0	2
Schoenfeld	2	0	0	0	0	Hextall, D.	3	0	0	0	2
Fogolin	3	0	0	0	2	Reid	3	0	0	0	2
						Cameron	4	0	0	0	0
						Cressman	4	0	0	0	0
						Hextall, B.	4	0	0	0	2
<b>TOTALS</b>	<b>4</b>	<b>21</b>	<b>39</b>	<b>60</b>	<b>61</b>	<b>TOTALS</b>	<b>4</b>	<b>8</b>	<b>11</b>	<b>19</b>	<b>41</b>

BUFFALO GOALIES	GPI	Mins	GA	SO	EN	Avg	Saves	Effcy	W	L	T
Desjardins	3	180	6	0	0	2.00	65	91.5	3	0	0
Crozier	1	60	2	0	0	2.00	20	90.9	1	0	0

MINNESOTA GOALIES	GPI	Mins	GA	SO	EN	Avg	Saves	Effcy	W	L	T
Maniago	2	114	6	0	0	3.16	55	90.2	0	1	0
Lopresti	2	66	7	0	0	6.36	36	83.7	0	2	0
Harrison	1	60	8	0	0	8.00	35	81.4	0	1	0

**GAME WINNING GOALS:** Lorentz, Luce, Martin, McNab

**POWER PLAY GOALS:** Korab, Martin, McNab, Perreault, Ramsay, Bialowas, Hicke, Young



	GP	W	L	T	GF	GA
Buffalo	5	2	3	0	15	13
Montreal	5	3	2	0	13	15

**AT BUFFALO**

Nov. 9 — Buffalo	5	Montreal	1	Nov. 3 — Montreal	3	Buffalo	2
Feb. 22 — Montreal	4	Buffalo	2	Jan. 5 — Buffalo	4	Montreal	2
				Mar. 6 — Montreal	3	Buffalo	2

**AT MONTREAL****GOALS BY PERIOD**

PERIOD	1	2	3	TOT.	SHOTS ON GOAL	1	2	3	TOT.
Buffalo	4	5	6	15	Buffalo	36	39	54	129
Montreal	2	5	6	13	Montreal	47	50	44	141

BUFFALO	GP	G	A	PTS	PIM	MONTREAL	GP	G	A	PTS	PIM
Perreault	5	4	4	8	6	Cournoyer	4	3	3	6	0
Robert	5	2	4	6	0	Lambert	5	2	2	4	0
Martin	5	4	0	4	2	Jarvis	5	0	3	3	2
Richard	5	2	1	3	2	Lafleur	5	2	0	2	2
McNab	5	0	3	3	4	Roberts	5	2	0	2	2
Ramsay	5	0	3	3	4	Lapointe	5	1	1	2	4
Stanfield	5	0	3	3	0	Shutt	5	1	1	2	2
Gare	5	2	0	2	4	Risebrough	5	0	2	2	15
Luce	5	0	2	2	0	Gainey	5	1	0	1	0
Korab	3	1	0	1	7	Van Boxmeer	5	1	0	1	4
Guevremont	5	0	1	1	4	Wilson	2	0	1	1	2
Hajt	5	0	1	1	8	Awrey	5	0	1	1	2
Spencer	5	0	1	1	0	Mahovlich	5	0	1	1	2
McAdam	1	0	0	0	0	Savard	5	0	1	1	0
Breitenbach	2	0	0	0	0	Shanahan	1	0	0	0	0
Schoenfeld	4	0	0	0	9	Nyrop	2	0	0	0	2
Fogolin	5	0	0	0	6	Bouchard	3	0	0	0	0
Lorentz	5	0	0	0	0	Lemaire	3	0	0	0	0
						Tremblay	4	0	0	0	9
						Robinson	5	0	0	0	2
<b>TOTALS</b>	<b>5</b>	<b>15</b>	<b>23</b>	<b>38</b>	<b>56</b>	<b>TOTALS</b>	<b>5</b>	<b>13</b>	<b>16</b>	<b>29</b>	<b>50</b>

BUFFALO GOALIE	GPI	Mins	GA	SO	EN	Avg	Saves	Effcy	W	L	T
Desjardins	5	300	13	0	0	2.60	128	90.8	2	3	0

MONTREAL GOALIES	GPI	Mins	GA	SO	EN	Avg	Saves	Effcy	W	L	T
Dryden	3	180	8	0	0	2.67	71	89.9	2	1	0
Larocque	2	120	7	0	0	3.50	43	86.0	1	1	0

**GAME WINNING GOALS:** Gare, Martin, Cournoyer, Lambert, Van Boxmeer

**POWER PLAY GOALS:** Martin, Perreault, Robert, Lafleur

**SHORT HANDED GOAL:** Gainey



	GP	W	L	T	GF	GA
Buffalo	4	2	2	0	8	9
N. Y. I.	4	2	2	0	9	8



### AT BUFFALO

Dec. 7 — N. Y. I. 3  
Feb. 15 — N. Y. I. 3

### AT NEW YORK

Nov. 18 — Buffalo 3  
Dec. 6 — Buffalo 4

### GOALS BY PERIOD

	1	2	3	TOT.
Buffalo	3	1	4	8
N. Y. I.	3	1	5	9

### SHOTS ON GOAL

	1	2	3	TOT.
Buffalo	43	36	50	129
N. Y. I.	43	38	45	126

BUFFALO	GP	G	A	PTS	PIM	ISLANDERS	GP	G	A	PTS	PIM
Gare	4	2	2	4	2	Trottier	4	3	2	5	0
Robert	4	1	1	2	2	Gillies	4	2	1	3	2
Perreault	4	1	1	2	0	Westfall	4	1	2	3	0
Luce	4	1	1	2	0	St. Laurent	3	1	1	2	2
Lorentz	3	0	2	2	0	Drouin	4	1	1	2	2
Ramsay	4	0	2	2	2	Harris	4	0	2	2	4
McNab	4	1	0	1	0	Potvin, J.	4	0	2	2	4
Stanfield	4	1	0	1	0	Nystrom	4	1	0	1	0
Richard	4	1	0	1	0	Potvin, D.	4	0	1	1	6
Korab	4	0	1	1	11	Parise	4	0	1	1	0
Martin	4	0	0	0	4	Hart	4	0	0	0	4
Hajt	4	0	0	0	0	Howatt	4	0	0	0	5
Guevremont	4	0	0	0	0	Marshall	4	0	0	0	4
Schoenfeld	3	0	0	0	6	Henning	4	0	0	0	0
Spencer	3	0	0	0	2	Lewis	3	0	0	0	4
McIntosh	3	0	0	0	2	MacMillan	3	0	0	0	0
Fogolin	1	0	0	0	0	Bourne	1	0	0	0	0
McAdam	1	0	0	0	0						
<b>TOTALS</b>	<b>4</b>	<b>8</b>	<b>10</b>	<b>18</b>	<b>31</b>	<b>TOTALS</b>	<b>4</b>	<b>9</b>	<b>13</b>	<b>22</b>	<b>37</b>

BUFFALO GOALIE	GPI	Mins	GA	SO	EN	Avg	Saves	Effcy	W	L	T
Desjardins	4	240	8	0	1	2.00	117	92.8	2	2	0

N. Y. I. GOALIES	GPI	Mins	GA	SO	EN	Avg	Saves	Effcy	W	L	T
Resch	2	120	3	1	0	1.50	68	94.4	1	1	0
Smith	2	120	4	0	1	2.00	53	91.4	1	1	0

GAME WINNING GOALS: Gare, Stanfield, Trottier, St. Laurent

POWER PLAY GOALS: Perreault, Gillies

EMPTY NET GOALS: Gare, Trottier



	GP	W	L	T	GF	GA
Buffalo	5	2	0	3	27	15
N. Y. R.	5	0	2	3	15	27



### AT BUFFALO

Oct. 22 — Buffalo 9  
Dec. 4 — Buffalo 6  
Mar. 24 — Buffalo 7

### AT NEW YORK

Dec. 10 — Buffalo 2  
Jan. 28 — Buffalo 3

### GOALS BY PERIOD

	1	2	3	TOT.
Buffalo	9	8	10	27
N. Y. R.	9	3	3	15

### SHOTS ON GOAL

	1	2	3	TOT.
Buffalo	63	68	69	200
N. Y. R.	48	45	44	137

BUFFALO	GP	G	A	PTS	PIM	RANGERS	GP	G	A	PTS	PIM
Perreault	5	3	6	9	0	Esposito	4	5	2	7	2
Robert	5	4	4	8	6	Polis	5	1	3	4	4
Luce	5	4	3	7	2	Stemkowski	4	2	1	3	2
Ramsay	5	1	6	7	4	Gilbert	3	1	2	3	0
Gare	5	3	3	6	0	Greschner	4	1	2	3	4
Martin	5	4	1	5	2	Fairbairn	5	1	2	3	0
Richard	4	2	3	5	0	Tkaczuk	5	1	2	3	6
Schoenfeld	4	1	3	4	2	Vickers	5	0	3	3	0
Lorentz	5	1	3	4	4	Holland	3	1	1	2	0
Korab	5	1	2	3	10	Collins	4	1	1	2	2
McNab	5	1	2	3	2	Middleton	5	1	1	2	0
Spencer	5	1	2	3	2	Beverley	3	0	1	1	2
Stanfield	5	1	1	2	0	Davidson	4	0	1	1	2
Hajt	5	0	1	1	4	Vadnais	4	0	1	1	6
McAdam	1	0	0	0	0	Hickey	5	0	1	1	0
McIntosh	3	0	0	0	0	Johnstone	1	0	0	0	0
Fogolin	3	0	0	0	2	Park	1	0	0	0	0
Guevremont	5	0	0	0	4	Ratelle	1	0	0	0	0
						Sanderson	1	0	0	0	0
						Bednarski	3	0	0	0	2
						Sacharuk	3	0	0	0	0
						Jarrett	4	0	0	0	0
						Dillon	5	0	0	0	0
						Marotte	5	0	0	0	0
<b>TOTALS</b>	<b>5</b>	<b>27</b>	<b>40</b>	<b>67</b>	<b>44</b>	<b>TOTALS</b>	<b>5</b>	<b>15</b>	<b>24</b>	<b>39</b>	<b>32</b>

BUFFALO GOALIES	GPI	Mins	GA	SO	EN	Avg	Saves	Effcy	W	L	T
Desjardins	5	280	11	0	0	2.36	117	91.4	2	0	3
Crozier	1	20	4	0	0	12.00	5	55.5	0	0	0

N. Y. R. GOALIES	GPI	Mins	GA	SO	EN	Avg	Saves	Effcy	W	L	T
Wilson	1	60	3	0	0	3.00	36	92.3	0	0	1
Davidson	4	240	24	0	0	6.00	137	85.1	0	2	2

GAME WINNING GOALS: Gare, Martin

GAME TIEING GOALS: Perreault, Ramsay, Robert

POWER PLAY GOALS: Martin (2), Perreault, Robert, Esposito (4), Gilbert

SHORT HANDED GOAL: Luce



	GP	W	L	T	GF	GA
Buffalo	4	0	3	1	5	15
Phila.	4	3	0	1	15	5



## AT BUFFALO

Nov. 12 — Phila.	3	Buffalo	1	Mar. 11 — Phila.	3	Buffalo	1
Jan. 29 — Phila.	1	Buffalo	1	Apr. 3 — Phila.	5	Buffalo	2

## AT PHILADELPHIA

## GOALS BY PERIOD

	1	2	3	TOT.
Buffalo	2	3	0	5
Philadelphia	4	7	4	15

## SHOTS ON GOAL

	1	2	3	TOT.
Buffalo	31	38	33	102
Philadelphia	33	42	34	109

BUFFALO	GP	G	A	PTS	PIM	FLYERS	GP	G	A	PTS	PIM
Martin	4	2	0	2	7	Leach	4	3	1	4	2
Lorentz	4	1	1	2	0	Clarke	4	0	4	4	4
Stanfield	4	1	1	2	2	Kindrachuk	3	2	1	3	2
Korab	3	0	2	2	2	Barber	4	2	1	3	4
Luce	4	1	0	1	2	Bridgman	4	2	1	3	7
Fogolin	4	0	1	1	9	Kelly	4	1	2	3	4
Guevremont	4	0	1	1	2	Dornhoefer	3	1	1	2	2
Perreault	4	0	1	1	2	Bladon	4	1	1	2	0
Ramsay	4	0	1	1	0	Goodenough	4	1	1	2	4
Robert	4	0	1	1	2	Schultz	4	0	2	2	20
McAdam	2	0	0	0	0	Watson, Joe	4	0	2	2	0
McIntosh	3	0	0	0	2	Crisp	4	1	0	1	0
Schoenfeld	3	0	0	0	11	Saleski	4	1	0	1	0
Gare	4	0	0	0	11	Dupont	3	0	1	1	12
Hajt	4	0	0	0	4	Watson, Jim	4	0	1	1	4
McNab	4	0	0	0	2	Murray	1	0	0	0	2
Richard	4	0	0	0	2	Van Impe	1	0	0	0	2
						MacLeish	2	0	0	0	2
						McIlhargey	3	0	0	0	11
						Lonsberry	4	0	0	0	4

TOTALS 4 5 9 14 60

TOTALS 4 15 19 34 86

BUFFALO GOALIES	GPI	Mins	GA	SO	EN	Avg	Saves	Effcy	W	L	T
Desjardins	2	120	4	0	0	2.00	44	91.7	0	1	1
Smith	2	120	11	0	0	5.50	50	82.0	0	2	0

PHILADELPHIA GOALIES	GPI	Mins	GA	SO	EN	Avg	Saves	Effcy	W	L	T
Stephenson	3	180	3	0	0	1.00	79	96.3	2	0	1
Parent	1	60	2	0	0	2.00	18	90.0	1	0	0

GAME WINNING GOALS: Barber, Kindrachuk, Leach

GAME TIEING GOAL: Bladon

POWER PLAY GOALS: Martin (2), Dornhoefer, Goodenough

SHORT HANDED GOAL: Kindrachuk



	GP	W	L	T	GF	GA
Buffalo	5	4	1	0	27	13
Pittsburgh	5	1	4	0	13	27



## AT BUFFALO

Nov. 2 — Buffalo	7	Pittsburgh	2	Nov. 15 — Buffalo	5	Pittsburgh	2
Jan. 11 — Buffalo	6	Pittsburgh	0	Jan. 17 — Pittsburgh	3	Buffalo	2
				Mar. 10 — Buffalo	7	Pittsburgh	6

## AT PITTSBURGH

## GOALS BY PERIOD

	1	2	3	TOT.
Buffalo	9	8	10	27
Pittsburgh	1	3	9	13

## SHOTS ON GOAL

	1	2	3	TOT.
Buffalo	48	50	64	162
Pittsburgh	51	50	48	149

BUFFALO	GP	G	A	PTS	PIM	PITTSBURGH	GP	G	A	PTS	PIM
Robert	5	3	7	10	0	Larouche	5	1	5	6	4
Perreault	5	7	2	9	0	Kehoe	5	5	0	5	0
Ramsay	5	4	3	7	2	Pronovost	5	2	2	4	0
Guevremont	5	1	4	5	2	Stackhouse	5	0	4	4	4
Lorentz	5	3	1	4	0	MacDonald	4	2	1	3	2
Gare	5	2	2	4	16	Apps	5	1	2	3	2
Martin	5	2	2	4	4	Schock	5	0	3	3	0
Stanfield	5	1	3	4	0	Hadfield	5	1	1	2	4
Spencer	5	2	1	3	2	Gilbertson	3	1	0	1	0
Korab	4	1	2	3	2	Bianchin	1	0	1	1	0
Luce	4	0	3	3	4	Kelly	5	0	1	1	4
Richard	5	0	3	3	5	Arnason	1	0	0	0	0
McNab	5	1	2	2	2	Bennett	1	0	0	0	0
Fogolin	4	0	2	2	2	Durbano	1	0	0	0	16
Desjardins	2	0	1	1	0	Faubert	1	0	0	0	0
Schoenfeld	3	0	1	1	12	Paradise	1	0	0	0	2
McAdam	3	0	0	0	0	Gilbert	3	0	0	0	0
McIntosh	3	0	0	0	2	Nolet	3	0	0	0	0
Hajt	5	0	0	0	2	Owchar	3	0	0	0	0
						Campbell	4	0	0	0	7
						Morrison	4	0	0	0	0
						Burrows	5	0	0	0	2
						Wilkins	5	0	0	0	2

TOTALS 5 27 38 65 57

TOTALS 5 13 20 33 49

BUFFALO GOALIES	GPI	Mins	GA	SO	EN	Avg	Saves	Effcy	W	L	T
Desjardins	2	120	3	1	0	1.50	65	95.6	1	1	0
Crozier	2	120	4	0	0	2.00	37	90.2	2	0	0
Smith	1	60	6	0	0	6.00	34	85.0	1	0	0

PITTSBURGH GOALIES	GPI	Mins	GA	SO	EN	Avg	Saves	Effcy	W	L	T
Plasse	3	140	9	0	0	3.86	65	87.0	1	1	0
Laxton	2	100	10	0	1	5.99	40	80.0	0	2	0
Inness	1	60	7	0	0	7.00	30	81.1	0	1	0

GAME WINNING GOALS: Perreault (3), Spencer, Pronovost

POWER PLAY GOALS: Martin, Perreault, MacDonald (2), Apps, Kehoe

SHORT HANDED GOAL: Lorentz

EMPTY NET GOAL: Perreault



	GP	W	L	T	GF	GA
Buffalo	4	2	1	1	16	16
St. Louis	4	1	2	1	16	16

**AT BUFFALO**

Jan. 25 — Buffalo	4	St. Louis	2	Oct. 18 — Buffalo	5	St. Louis	3
Mar. 7 — Buffalo	4	St. Louis	4	Jan. 13 — St. Louis	7	Buffalo	3

**AT ST. LOUIS****GOALS BY PERIOD**

	1	2	3	TOT.
Buffalo	4	4	8	16
St. Louis	5	6	5	16

**SHOTS ON GOAL**

	1	2	3	TOT.
Buffalo	49	57	47	153
St. Louis	29	37	27	93

**BUFFALO**

	GP	G	A	PTS	PIM
Martin	4	2	4	6	4
Perreault	4	2	3	5	4
Robert	4	3	1	4	4
Gare	4	3	1	4	2
Ramsay	4	2	2	4	0
Guevremont	4	1	3	4	2
Spencer	4	2	1	3	2
Stanfield	4	0	3	3	0
Korab	3	1	1	2	6
Luce	4	0	2	2	0
Fogolin	4	0	2	2	0
Schoenfeld	2	0	1	1	0
Hajt	4	0	1	1	4
Lorentz	4	0	1	1	2
McNab	4	0	1	1	0
Richard	2	0	0	0	0
McIntosh	2	0	0	0	2
McAdam	2	0	0	0	0

**ST. LOUIS**

	GP	G	A	PTS	PIM
MacMillan	4	4	1	5	2
Unger	4	3	2	5	0
Berenson	3	3	1	4	4
Larose	4	2	2	4	0
Lefley	4	1	3	4	0
Gassoff	4	0	3	3	14
Hess	4	1	1	2	0
Sanderson	3	1	1	2	0
Plante	3	0	2	2	2
Ogilvie	1	1	0	1	2
Affleck	4	0	1	1	2
Butler	3	0	1	1	4
Thomson	4	0	1	1	0
Plager, B.	3	0	0	0	2
Plager, R.	3	0	0	0	0
Irvine	3	0	0	0	2
Patey	2	0	0	0	2
Wilson, R.	2	0	0	0	2
Wilson, B.	2	0	0	0	4
Bourbonnais	1	0	0	0	2
Smith	1	0	0	0	2

**SCORING****TOTALS 4 16 27 43 32****TOTALS 4 16 19 35 46****BUFFALO GOALIES**

	GPI	Mins	GA	SO	EN	Avg	Saves	Effy	W	L	T
Desjardins	2	120	5	0	0	2.50	40	88.9	2	0	0
Smith	1	60	4	0	0	4.00	10	71.0	0	0	1
Bromley	1	60	7	0	0	7.00	27	79.0	0	1	0

**ST. LOUIS GOALIES**

	GPI	Mins	GA	SO	EN	Avg	Saves	Effy	W	L	T
Belanger	2	117	7	0	1	3.59	60	90.0	1	1	0
Johnston	2	123	8	0	0	3.90	77	91.0	0	1	1

**GAME WINNING GOALS:** Martin, Korab, MacMillan**POWER PLAY GOALS:** Robert (2), Korab, Martin, Perreault, Unger (2), Sanderson**SHORT HANDED GOALS:** Berenson (2), MacMillan**EMPTY NET GOAL:** Ramsay

	GP	W	L	T	GF	GA
Buffalo	6	4	2	0	28	18
Toronto	6	2	4	0	18	28

**AT BUFFALO**

Oct. 12 — Buffalo	8	Toronto	3	Oct. 29 — Toronto	3	Buffalo	2
Feb. 26 — Buffalo	5	Toronto	2	Feb. 21 — Toronto	6	Buffalo	4
Apr. 4 — Buffalo	5	Toronto	2	Mar. 27 — Buffalo	4	Toronto	2

**AT TORONTO****GOALS BY PERIOD**

	1	2	3	TOT.
Buffalo	7	9	12	28
Toronto	7	4	7	18

**SHOTS ON GOAL**

	1	2	3	TOT.
Buffalo	69	70	90	229
Toronto	48	62	61	171

**BUFFALO**

	GP	G	A	PTS	PIM
Perreault	6	4	8	12	8
Gare	6	10	0	10	9
Martin	6	4	6	10	6
Robert	6	2	5	7	0
Luce	6	1	6	7	8
Guevremont	6	3	3	6	4
McNab	6	2	1	3	0
Richard	6	2	1	3	2
Schoenfeld	5	0	3	3	6
Ramsay	6	0	3	3	0
Stanfield	6	0	3	3	0
Hajt	6	0	2	2	2
Lorentz	6	0	2	2	0
Spencer	5	0	1	1	6
Fogolin	6	0	1	1	8
McAdam	1	0	0	0	0
Breitenbach	2	0	0	0	2
McIntosh	2	0	0	0	0
Korab	4	0	0	0	11

**TORONTO**

	GP	G	A	PTS	PIM
Sittler	6	2	5	7	4
McDonald	6	2	4	6	2
Salming	6	1	4	5	2
Hammarstrom	5	3	1	4	0
Williams	5	1	3	4	18
Weir	6	1	3	4	0
Thompson	5	2	1	3	0
Neely	5	2	0	2	11
Ashby	2	1	1	2	0
Valiquette	4	1	1	2	0
Ferguson	6	1	1	2	2
Dunn	2	0	2	2	6
Boutette	5	0	2	2	2
Seiling	6	0	2	2	4
McKenny	3	1	0	1	2
Stouton	1	0	1	1	0
Glennie	5	0	1	1	6
Turnbull	6	0	1	1	12
Garland	1	0	0	0	0
Walker	1	0	0	0	0
Alexander	5	0	0	0	0
Hubick	5	0	0	0	0
Thomas	5	0	0	0	2

**SCORING****TOTALS 6 28 45 73 72****TOTALS 6 18 33 51 73****BUFFALO GOALIES**

	GPI	Mins	GA	SO	EN	Avg	Saves	Effy	W	L	T
Desjardins	4	240	9	0	0	2.25	105	92.1	3	1	0
Crozier	1	60	3	0	0	3.00	19	86.4	1	0	0
Smith	1	60	5	0	1	5.00	29	85.3	0	1	0

**TORONTO GOALIES**

	GPI	Mins	GA	SO	EN	Avg	Saves	Effy	W	L	T
Thomas	5	300	22	0	1	4.40	171	88.6	2	3	0
McRae	1	60	5	0	0	5.00	30	85.7	0	1	0

**GAME WINNING GOALS:** Guevremont, Martin, Richard, Robert, Ferguson, Hammarstrom**POWER PLAY GOALS:** Gare (2), Martin (2), Guevremont (2), Luce, Richard, Robert, McDonald, Weir**EMPTY NET GOALS:** Martin, Thompson



	GP	W	L	T	GF	GA
Buffalo	4	1	2	1	13	15
Vancouver	4	2	1	1	15	13

**AT BUFFALO**

Oct. 30 — Buffalo	4	Vancouver 4	Nov. 25 — Vancouver	4	Buffalo	0
Jan. 8 — Buffalo	8	Vancouver 5	Feb. 3 — Vancouver	2	Buffalo	1

**AT VANCOUVER****GOALS BY PERIOD**

	1	2	3	TOT.
Buffalo	2	3	8	13
Vancouver	2	4	9	15

**SHOTS ON GOAL**

	1	2	3	TOT.
Buffalo	42	37	53	132
Vancouver	40	34	35	109

**BUFFALO**

	GP	G	A	PTS	PIM
Perreault	4	5	3	8	2
Martin	4	2	5	7	2
Guevremont	4	1	4	5	2
Richard	4	0	3	3	0
Stanfield	4	1	1	2	0
Gare	4	1	0	1	0
McNab	4	1	0	1	2
Ramsay	4	1	0	1	2
Robert	4	1	0	1	17
Luce	3	0	1	1	2
Hajt	4	0	1	1	4
Korab	4	0	1	1	6
Spencer	4	0	1	1	4
McIntosh	2	0	0	0	2
Schoenfeld	2	0	0	0	6
Fogolin	3	0	0	0	0
Lorentz	4	0	0	0	0

**SCORING****VANCOUVER**

	GP	G	A	PTS	PIM
Oddleifson	4	4	2	6	16
Lever	4	2	2	4	0
Ververgaert	4	2	2	4	0
Gould	3	1	3	4	0
O'Flaherty	4	1	2	3	2
Sedlbauer	1	2	0	2	0
Boddy	3	1	1	2	4
Lalonde	2	0	2	2	0
Blight	3	0	2	2	0
Bordeleau	3	0	2	2	2
Kearns	4	0	2	2	6
Robitaille	4	1	0	1	2
Snepts	4	1	0	1	0
Richardson	1	0	1	1	2
Dailey	3	0	1	1	4
Demarco	3	0	1	1	0
Monahan	4	0	1	1	0
Gassoff	1	0	0	0	5
Lockett	2	0	0	0	2
Pratt	2	0	0	0	2
Boudrias	3	0	0	0	2
Murray	3	0	0	0	0
Smith	3	0	0	0	2

**TOTALS** 4 13 20 33 51**TOTALS** 4 15 24 39 51**BUFFALO GOALIES**

	GPI	Mins	GA	SO	EN	Avg	Saves	Effcy	W	L	T
Desjardins	3	180	11	0	0	3.67	71	86.6	1	1	1
Crozier	1	60	4	0	0	4.00	23	85.2	0	1	0

**VANCOUVER GOALIES**

	GPI	Mins	GA	SO	EN	Avg	Saves	Effcy	W	L	T
Smith	3	170	8	1	0	2.83	81	91.0	2	1	0
Lockett	2	70	4	0	1	3.42	38	90.5	0	0	1

**GAME WINNING GOALS:** McNab, Sedlbauer, Snepts**GAME TIEING GOAL:** Perreault**POWER PLAY GOALS:** Martin (2), Perreault (2), Sedlbauer (2)**EMPTY NET GOAL:** Ramsay

	GP	W	L	T	GF	GA
Buffalo	5	4	0	1	32	14
Washington	5	0	4	1	14	32

**AT BUFFALO**

Oct. 19 — Buffalo	5	Wash.	4	Dec. 3 — Buffalo	4	Wash.	4
Dec. 21 — Buffalo	14	Wash.	2	Mar. 26 — Buffalo	4	Wash.	1
Jan. 15 — Buffalo	5	Wash.	3				

**AT WASHINGTON****GOALS BY PERIOD**

	1	2	3	TOT.
Buffalo	9	9	14	32
Washington	3	8	3	14

**SHOTS ON GOAL**

	1	2	3	TOT.
Buffalo	66	87	68	221
Washington	26	34	28	88

**BUFFALO**

	GP	G	A	PTS	PIM
Martin, R.	5	8	2	10	0
Luce	5	3	6	9	6
Perreault	5	2	7	9	2
Gare	5	4	4	8	8
McNab	5	4	3	7	0
Ramsay	5	3	4	7	2
Stanfield	5	3	3	6	0
Spencer	5	0	6	6	2
Korab	5	2	3	5	4
Hajt	5	1	3	4	4
Schoenfeld	4	0	4	4	4
Richard	5	0	4	4	2
Lorentz	4	1	2	3	0
Guevremont	5	1	2	3	6
Robert	4	0	2	2	2
McIntosh	3	0	1	1	0
Martin, T.	1	0	0	0	0
McAdam	2	0	0	0	0
Fogolin	3	0	0	0	2

**SCORING****WASHINGTON**

	GP	G	A	PTS	PIM
Clement	4	2	3	5	0
Bennett	3	3	0	3	0
Pyatt	5	3	0	3	2
Monahan	5	0	3	3	0
Lalonde	5	1	1	2	2
White	5	1	1	2	2
Joly	4	0	2	2	2
Stewart	4	0	2	2	2
Bailey	5	0	2	2	0
Labre	5	0	2	2	8
Paddock	1	1	0	1	0
Gilbertson	2	1	0	1	2
Lampman	2	1	0	1	2
Gryp	4	1	0	1	0
Egers	1	0	1	1	0
Paradise	3	0	1	1	0
Scamurra	3	0	1	1	0
Brossart	4	0	1	1	0
Lynch	5	0	1	1	0
Braghano	1	0	0	0	0
Kinsella	1	0	0	0	0
Lemieux	1	0	0	0	0
Meehan	1	0	0	0	2
Smith	1	0	0	0	2
Sirois	2	0	0	0	0
Marson	3	0	0	0	0
Williams	3	0	0	0	0

**TOTALS** 5 32 56 88 44**TOTALS** 5 14 21 35 26**BUFFALO GOALIES**

	GPI	Mins	GA	SO	EN	Avg	Saves	Effcy	W	L	T
Smith	1	60	1	0	0	1.00	19	95.0	1	0	0
Desjardins	3	180	9	0	0	3.00	48	84.2	2	0	1
Crozier	1	60	4	0	0	4.00	7	63.6	1	0	0

**WASHINGTON GOALIES**

	GPI	Mins	GA	SO	EN	Avg	Saves	Effcy	W	L	T
Wolfe	4	192	17	0	0	5.31	120	87.6	0	2	1
Low	2	108	15	0	0	8.33	69	82.2	0	2	0

**GAME WINNING GOALS:** Gare, Guevremont, Lorentz, Martin**GAME TIEING GOAL:** Korab**POWER PLAY GOALS:** Guevremont (2), Martin (2), Gare, Pyatt (2), Gilbertson, White**SHORT HANDED GOAL:** Ramsay



TEAM	POWER PLAY GOALS		SHORT HANDED GOALS	
	By Buffalo	Against Buffalo	By Buffalo	Against Buffalo
Atlanta	3	0	0	0
Boston	5	7	0	0
California	6	4	0	1
Chicago	8	6	1	0
Detroit	6	2	0	0
Kansas City	1	1	2	0
Los Angeles	5	4	0	2
Minnesota	5	3	0	0
Montreal	3	1	0	1
New York Islanders	1	1	0	0
New York Rangers	4	5	1	0
Philadelphia	2	2	0	1
Pittsburgh	2	4	1	0
St. Louis	5	3	0	3
Toronto	9	2	0	0
Vancouver	4	2	0	0
Washington	4	4	1	0
<b>TOTALS</b>	<b>73</b>	<b>51</b>	<b>6</b>	<b>8</b>

### 1975-76 HAT TRICKS SCORED BY SABRES

<b>Martin, Richard</b>	vs. Washington	Oct. 19, 1975
	vs. New York Rangers	Oct. 22, 1975
	vs. Minnesota	Dec. 18, 1975
	vs. Washington (4 goals)	Dec. 21, 1975
	at Montreal	Jan. 5, 1976
	vs. Chicago	Mar. 4, 1976
	at Toronto	Mar. 27, 1976
(Martin's 7 hat tricks in one season tied an NHL record originally set by Phil Esposito in 1970-71 when he scored 76 goals.)		
<b>Gare, Danny</b>	vs. Toronto	Oct. 12, 1975
	at California	Feb. 1, 1976
<b>Perreault, Gil</b>	vs. Toronto	Apr. 4, 1976
	vs. Vancouver	Jan. 8, 1976
<b>Stanfield, Fred</b>	at Minnesota	Mar. 14, 1976
	vs. Washington	Dec. 21, 1975
<b>Lorentz, Jim</b>	at Minnesota	Mar. 14, 1976

### 1975-76 HAT TRICKS SCORED AGAINST SABRES

<b>Romanchych, Larry</b>	Atlanta	Dec. 14, 1975
<b>Goring, Butch</b>	Los Angeles	Jan. 1, 1976
<b>Kehoe, Rick</b>	at Pittsburgh	Mar. 10, 1976

### SABRE PENALTY SHOTS

- Feb. 22, 1976 — Gil Perreault unsuccessful against Montreal's Ken Dryden  
Feb. 4, 1976 — Gil Perreault unsuccessful against Los Angeles' Rogie Vachon  
Oct. 19, 1975 — Don Luce unsuccessful against Washington's Ron Low  
Feb. 2, 1975 — Don Luce unsuccessful against Kansas City's Denis Herron  
Jan. 25, 1975 — Richard Martin unsuccessful against Montreal's Michel Larocque  
Jan. 31, 1974 — Richard Martin successful against Philadelphia's Bernie Parent at 9:31 of the second period  
Dec. 20, 1973 — John Gould unsuccessful against Montreal's Michel Plasse  
Nov. 7, 1970 — Paul Andrea unsuccessful against Vancouver's Dunc Wilson

### WHAT DID THEY WEAR?

#### 1975-76

1—Crozier; 3—McIntosh; 4—Korab; 5—Fogolin; 6—Schoenfeld (Capt.); 7—R. Martin; 8—Lorentz; 9—Richard; 10—Ramsay; 11—Perreault (A); 12—McAdam; 14—Robert; 16—McNab; 17—Stanfield; 18—Gare; 19—Titanic, Stanfield; 20—Luce (A); 21—Spencer; 22—Guevremont; 23—Breitenbach; 24—Hajt; 25—T. Martin; 26—D. Smith; 28—Sauve; 29—Bromley; 30—Desjardins; 31—A. Smith.

#### 1974-75

1—Crozier; 3—McIntosh, Guevremont, Robitaille; 4—Korab; 5—Fogolin; 6—Schoenfeld (Capt.); 7—Martin; 8—Lorentz (A); 9—Dudley, Gratton; 10—Ramsay; 11—Perreault (A); 12—Mickey; 14—Robert; 15—Deziel, McSheffrey, Meehan (Capt.); 16—McNab; 17—Stanfield, Dudley; 18—Gare; 19—Titanic; 20—Luce (A); 21—Spencer; 22—Guevremont, McNab; 23—Carriere; 24—Hajt; 29—Bromley; 30—Desjardins, Farr.

#### 1973-74

1—Crozier; 2—Horton (A); 3—Robitaille; 4—Korab, Pratt (A); 5—Carriere; 6—Schoenfeld (A); 7—Martin; 8—Lorentz; 9—Gratton; 10—Ramsay; 11—Perreault (A); 12—Mickey; 14—Robert; 15—Meehan (Capt.); 16—Lemieux; 17—Dudley; 18—Terbenche; 19—Atkinson; 20—Luce (A); 21—Busniuk, Gould, Spencer; 22—Rom-bough; 23—Carriere, Noris; 24—Bromley, Hajt, McNab, Wyrozub; 27—Regan; 28—Bromley, Farr; 29—Bromley; 30—Dryden.

#### 1972-73

1—Crozier; 2—Horton (A); 3—Robitaille; 4—Pratt (A); 5—Hillman; 6—Schoenfeld; 7—Martin, Robert; 8—Lorentz; 9—Deadmarsh, Martin, Gratton; 10—Ramsay; 11—Perreault (A); 12—Mickey; 14—Robert, Gratton; 15—Meehan (Capt.); 16—Wyrozub; 17—Dudley, Richer; 18—Terbenche; 19—Atkinson; 20—Luce; 21—Harris; 22—McKay, Rom-bough; 23—Carriere; 24—Gould, Busniuk; 28—Farr, Bromley; 30—Dryden.

#### 1971-72

1—Crozier; 2—Watson; 3—Robitaille, Terbenche; 4—Pratt; 5—Hillman, Barrie; 6—Hamilton (A); 7—Martin; 8—Lorentz, Martin, Duff, Deadmarsh; 9—Lawson; 10—Goyette (A); 11—Perreault (A); 12—Byers; 14—Robert, Luce, Zaine; 15—Meehan (Capt.); 16—Anderson, Deadmarsh; 17—F. Smith; 18—O'Shea; 19—Atkinson; 20—Luce; 21—Ball, Mickey, Keenan; 22—McKay, Zaine; 23—Shack, Gould, Robert; 24—Evans, McKay; 25—Ramsay; 26—Wyrozub, Keenan; 28—Dryden; 30—Dryden.

#### 1970-71

1—Crozier; 2—Watson; 3—Pratt (A); 4—McMahon; 5—Barrie; 6—Hamilton; 7—Schmautz; 8—Inglis; 9—Fleming; 10—Goyette; 11—Perreault (A); 12—Krake; 14—Wyrozub; 15—Meehan; 16—Anderson; 17—F. Smith (Capt.); 18—O'Shea; 19—At-kinson, Lacombe, Perry; 20—Duff, McDonald; 21—Andrea, Lagace; 22—Marshall (A); 23—Shack, Terbenche; 24—Talbot, Deadmarsh; 25—Myers, Perry; 26—Keenan; 28—Dryden, Ball; 30—Daley, Dryden.

## SABRES SCORING STORY

PLAYER	GP	G	A	PTS	PIM
PERREAULT, Gil	435	193	301	494	135
MARTIN, Richard	374	234	180	414	292
ROBERT, Rene	309	142	202	344	284
LUCE, Don	388	109	155	264	201
LORENTZ, Jim	336	102	149	251	106
RAMSAY, Craig	371	85	140	225	75
MEEHAN, Gerry	306	94	114	208	60
GARE, Danny	157	81	54	135	204
KORAB, Jerry	189	31	84	115	342
McNAB, Peter	154	49	59	108	26
DUDLEY, Rick	151	44	53	97	194
ATKINSON, Steve	255	49	47	96	102
GOYETTE, Phil	97	18	67	85	20
SPENCER, Brian	163	28	57	85	151
GUEVREMONT, Jocelyn	146	19	65	84	89
STANFIELD, Fred	112	30	51	81	8
SCHOENFELD, Jim	218	8	64	72	532
SHACK, Eddie	106	36	31	67	127
HAMILTON, Al	145	6	58	64	176
HAJT, Bill	162	9	49	58	116
ROBITAILLE, Mike	170	8	46	54	122
CARRIERE, Larry	197	9	43	52	266
MARSHALL, Don	62	20	29	49	6
HILLMAN, Larry	121	6	35	41	114
PRATT, Tracy	210	2	39	41	399
GRATTON, Norm	102	15	23	38	30
HARRIS, Hugh	60	12	26	38	17
RICHARD, Jacques	73	12	23	35	31
MICKEY, Larry	117	20	14	34	65
BARRIE, Doug	102	6	28	34	213
ANDREA, Paul	47	11	21	32	4
ANDERSON, Ron	111	14	16	30	63
KEENAN, Larry	66	9	20	29	8
DUFF, Dick	61	9	15	24	12
EVANS, Chris	61	6	18	24	98
O'SHEA, Kevin	93	10	13	23	52
HORTON, Tim	124	1	22	23	109
TERBENCHE, Paul	118	2	19	21	20
WATSON, Jim	144	4	15	19	248
WYROZUB, Randy	100	8	10	18	10
SMITH, Floyd	83	6	12	18	48
ROMBOUGH, Doug	51	8	9	17	27
LAWSON, Danny	78	10	6	16	15
BYERS, Mike	46	9	7	16	12
FLEMING, Reggie	78	6	10	16	159
FOGOLIN, Lee	108	2	11	13	123
SCHMAUTZ, Cliff	26	5	7	12	10
KRAKE, Skip	74	4	5	9	68
GOULD, John	40	5	3	8	2
TALBOT, Jean-Guy	57	0	7	7	36
DEADMARSH, Butch	56	2	2	4	39
BROMLEY, Gary	63	0	4	4	2
ZAINE, Rod	24	2	1	3	4
McADAM, Gary	31	1	2	3	2
BUSNIUK, Ron	66	0	3	3	13
McKAY, Ray	40	0	3	3	18
CROZIER, Roger	202	0	3	3	22
LEMIEUX, Real	11	1	1	2	4

PLAYER	GP	G	A	PTS	PIM
McINTOSH, Paul	47	0	2	2	66
LACOMBE, Francois	1	0	1	1	2
BALL, Terry	12	0	1	1	6
INGLIS, Billy	14	0	1	1	6
DESJARDINS, Gerry	64	0	1	1	2
PERRY, Brian	1	0	0	0	0
MARTIN, Terry	1	0	0	0	0
LAGACE, Jean-Guy	3	0	0	0	2
McSHEFFREY, Bryan	3	0	0	0	0
RICHER, Bob	3	0	0	0	0
BREITENBACH, Ken	7	0	0	0	6
McDONALD, Brian	12	0	0	0	29
McMAHON, Mike	12	0	0	0	0
MYERS, Hap	13	0	0	0	6
NORIS, Joe	18	0	0	0	2
TITANIC, Morris	19	0	0	0	0

<b>TOTALS</b>	<b>472</b>	<b>1612</b>	<b>2557</b>	<b>4169</b>	<b>5854</b>
---------------	------------	-------------	-------------	-------------	-------------

GOALIE	GPI	MINS	GA	SO	EN	AVG	W	L	T
DESJARDINS, G.	64	3820	186	2	1	2.92	35	17	12
DRYDEN, D.	120	6440	328	5	8	3.06	43	46	20
SMITH, A.	14	840	43	0	1	3.07	9	3	2
BROMLEY, G.	63	3445	184	4	2	3.20	29	17	14
CROZIER, R.	202	10980	591	10	11	3.23	74	76	29
FARR, R.	19	722	42	0	2	3.49	2	6	3
DALEY, J.	38	2073	128	1	2	3.70	12	16	8

<b>Totals</b>	<b>472</b>	<b>28320</b>	<b>1502</b>	<b>22</b>	<b>27</b>	<b>3.24</b>	<b>204</b>	<b>180</b>	<b>88</b>
---------------	------------	--------------	-------------	-----------	-----------	-------------	------------	------------	-----------

### BUFFALO SABRES' 1975-76 RECORD BY MONTH

AT HOME	GP	W	L	T	GF	GA	PTS
October	7	6	0	1	40	15	13
November	7	6	1	0	34	11	12
December	6	2	3	1	32	26	5
January	7	5	1	1	34	21	11
February	7	4	2	1	25	18	9
March	4	3	0	1	20	11	7
April	2	2	0	0	12	4	4
<b>Totals</b>	<b>40</b>	<b>28</b>	<b>7</b>	<b>5</b>	<b>197</b>	<b>106</b>	<b>61</b>

ON ROAD	GP	W	L	T	GF	GA	PTS
October	3	2	1	0	12	9	4
November	6	3	3	0	17	20	6
December	7	2	2	3	21	19	7
January	6	1	3	2	18	23	4
February	8	4	2	2	33	29	10
March	9	6	2	1	39	29	13
April	1	0	1	0	2	5	0
<b>Totals</b>	<b>40</b>	<b>18</b>	<b>14</b>	<b>8</b>	<b>142</b>	<b>134</b>	<b>44</b>

## SIX YEARS IN THE NHL

BUFFALO VERSUS	GP	W	L	T	GF	GA	PTS
Minnesota	30	20	7	3	115	78	43
Pittsburgh	32	16	5	11	122	90	43
California	34	16	10	8	126	104	40
Los Angeles	32	14	11	7	103	102	35
Detroit	33	16	14	3	119	99	35
Toronto	35	16	17	2	124	113	34
New York Rangers	33	13	14	6	124	125	32
New York Islanders	19	12	2	5	62	36	29
Chicago	30	11	12	7	85	88	29
St. Louis	30	11	12	7	75	100	29
Vancouver	31	13	16	2	102	106	28
Boston	35	10	19	6	120	151	26
Montreal	32	8	15	9	92	127	25
Washington	10	9	0	1	66	26	19
Atlanta	18	6	7	5	60	57	17
Philadelphia	30	6	19	5	76	115	17
Kansas City	8	7	0	1	41	12	15
<b>Totals</b>	<b>472</b>	<b>204</b>	<b>180</b>	<b>88</b>	<b>1612</b>	<b>1529</b>	<b>496</b>
<b>AT HOME</b>							
Minnesota	15	13	1	1	63	28	27
Pittsburgh	16	11	1	4	65	32	26
Detroit	16	12	3	1	67	38	25
California	17	9	3	5	66	45	23
Los Angeles	16	10	4	2	60	43	22
Vancouver	16	10	5	1	62	43	21
Toronto	18	9	7	2	66	51	20
Chicago	15	8	4	3	55	39	19
St. Louis	15	8	4	3	46	40	19
Boston	17	8	6	3	71	61	19
New York Rangers	17	8	6	3	82	64	19
Montreal	16	5	5	6	42	45	18
Philadelphia	15	6	6	3	50	48	15
New York Islanders	9	6	2	1	34	20	13
Washington	5	5	0	0	40	14	10
Atlanta	9	4	4	1	38	33	9
Kansas City	4	4	0	0	22	4	8
<b>Totals</b>	<b>236</b>	<b>136</b>	<b>61</b>	<b>39</b>	<b>929</b>	<b>648</b>	<b>311</b>
<b>ON ROAD</b>							
California	17	7	7	3	60	59	17
Pittsburgh	16	5	4	7	57	58	17
New York Islanders	10	6	0	4	28	16	16
Minnesota	15	7	6	2	52	50	16
Toronto	17	7	10	0	58	62	14
New York Rangers	16	5	8	3	42	61	13
Los Angeles	16	4	7	5	43	59	13
Chicago	15	3	8	4	30	49	10
St. Louis	15	3	8	4	29	60	10
Detroit	17	4	11	2	52	61	10
Montreal	16	3	10	3	50	82	9
Washington	5	4	0	1	26	12	9
Atlanta	9	2	3	4	22	24	8
Vancouver	15	3	11	1	40	63	7
Boston	18	2	13	3	49	90	7
Kansas City	4	3	0	1	19	8	7
Philadelphia	15	0	13	2	26	67	2
<b>Totals</b>	<b>236</b>	<b>68</b>	<b>119</b>	<b>49</b>	<b>683</b>	<b>881</b>	<b>185</b>

## BUFFALO SABRES' AMATEUR DRAFT SELECTIONS

YEAR	PLAYER	DRAFTED FROM
1976	Kowal, Joe	Hamilton Fincups
	Maze, Henry "Rocky"	Edmonton Oil Kings
	Roscoe, Ron	Hamilton Fincups
	Lemieux, Don	Three Rivers Draveurs
1975	Sauve, Robert	Laval National
	Breitenbach, Ken	St. Catharines Black Hawks
	Martin, Terry	London Knights
	McAdam, Gary	St. Catharines Black Hawks
	Neeld, Greg	Calgary Centennials
	Edwards, Don	Kitchener Rangers
	Minor, Jim	Regina Pats
	Rowe, Grant	Ottawa 67's
	Tidey, Alex	Lethbridge Broncos
	Whitby, Andy	Oshawa Generals
Moher, Len	University of Notre Dame	
1974	Fogolin, Lee	Oshawa Generals
	Gare, Danny	Calgary Centennials
	Deziel, Michel	Sorel Black Hawks
	McIntosh, Paul	Peterborough TPTs
	Lariviere, Gary	St. Catharines Black Hawks
	Given, David	Brown University
	Noreau, Bernard	Laval National
	Constantin, Charles	Quebec Remparts
	Jodzio, Rick	Hamilton Red Wings
	Smith, Derek	Ottawa 67's
1973	Tsujimoto, Taro	Tokyo Katanas
	Geoffrion, Bob	Cornwall Royals
	Titanic, Morris	Sudbury Wolves
	Landry, Jean	Quebec Remparts
1972	Deschamps, Andre	Quebec Remparts
	Dupuis, Yvon	Quebec Remparts
	Smulders, Bob	Peterborough TPTs
	Korzack, Neil	Peterborough TPTs
	Young, Bob	University of Denver
	O'Connell, Tim	University of Vermont
	Schoenfeld, Jim	Niagara Falls Flyers
	Carriere, Larry	Loyola University
	McMasters, Jim	Calgary Centennials
	Campeau, Richard	Sorel Black Hawks
1971	Gratton, Gilles	Oshawa Generals
	McNab, Peter	University of Denver
	Martin, Richard	Montreal Jr. Canadiens
	Ramsay, Craig	Peterborough TPTs
1970	Hajt, Bill	Saskatoon Blades
	Richer, Robert	Three Rivers Ducs
	Warr, Steve	Clarkson Tech.
	Duguay, Pierre	Quebec Remparts
	Perreault, Gil	Montreal Jr. Canadiens
1970	Deadmarsh, Butch	Brandon Wheat Kings
	Cuddie, Steve	Toronto Marlboros
	Wyrozub, Randy	Edmonton Oil Kings
	Morton, Mike	Shawinigan Jrs.
	Keeler, Mike	Niagara Falls Flyers
	Regan, Tim	Boston University
	Rombough, Doug	St. Catharines Black Hawks
	Nadeau, Luc	Drummondville Jrs.

## SABRES' INDIVIDUAL GAME RECORDS

**Most Goals:** (4) Richard Martin vs. Washington, Dec. 21, 1975, vs. Washington, Dec. 3, 1974 and vs. Atlanta, Oct. 22, 1972  
**Most Assists:** (5) Gil Perreault at California, Feb. 1, 1976  
**Most Points:** (7) Gil Perreault at California, Feb. 1, 1976  
**Most Penalty Minutes:** (39) Reg Fleming vs. Pittsburgh, Oct. 18, 1970  
**Most Shots On Goal:** (12) Rene Robert vs. Boston, Apr. 1, 1976

## SABRES' INDIVIDUAL SEASON RECORDS

**Most Goals:** (52) Richard Martin, 1974-75, 1973-74  
**Most Assists:** (69) Gil Perreault, 1975-76  
**Most Points:** (113) Gil Perreault, 1975-76  
**Most Penalty Minutes:** (184) Jerry Korab and Jim Schoenfeld, 1974-75  
**Most Regular Season Games Played as a Sabre:** (435) Gil Perreault over six seasons  
**Most Consecutive Regular Season Games Played as a Sabre:** (241) Craig Ramsay, Mar. 27, 1973 through Apr. 4, 1976  
**Most Goals by a Right Winger:** (50) Danny Gare, 1975-76  
**Most Assists by a Right Winger:** (60) Rene Robert, 1974-75  
**Most Points by a Right Winger:** (100) Rene Robert, 1974-75  
**Most Penalty Minutes by a Right Winger:** (129) Danny Gare, 1975-76  
**Most Goals by a Center:** (44) Gil Perreault, 1975-76  
**Most Assists by a Center:** (69) Gil Perreault, 1975-76  
**Most Points by a Center:** (113) Gil Perreault, 1975-76  
**Most Penalty Minutes by a Center:** (68) Skip Krake, 1970-71  
**Most Goals by a Left Winger:** (52) Richard Martin, 1974-75, 1973-74  
**Most Assists by a Left Winger:** (49) Craig Ramsay, 1975-76  
**Most Points by a Left Winger:** (95) Richard Martin, 1974-75  
**Most Penalty Minutes by a Left Winger:** (159) Reg Fleming, 1970-71  
**Most Goals by a Defenseman:** (13) Jerry Korab, 1975-76  
**Most Assists by a Defenseman:** (44) Jerry Korab, 1974-75  
**Most Points by a Defenseman:** (56) Jerry Korab, 1974-75  
**Most Penalty Minutes by a Defenseman:** (184) Jerry Korab and Jim Schoenfeld, 1974-75  
**\*Most Goals by a Rookie:** (44) Richard Martin, 1971-72  
**Most Assists by a Rookie:** (34) Gil Perreault, 1970-71  
**Most Points by a Rookie:** (74) Richard Martin, 1971-72  
**Most Penalty Minutes by a Rookie:** (178) Jim Schoenfeld, 1972-73  
**Most Minutes Played by a Goalie:** (3,654) Roger Crozier, 1971-72  
**Most Wins by a Goalie:** (29) Gerry Desjardins, 1975-76  
**Most Shut-Outs by a Goalie:** (4) Gary Bromley, 1974-75  
**\*Most Hat Tricks:** (7) Richard Martin, 1975-76  
**Most Power Play Goals:** (21) Richard Martin, 1974-75  
**Most Short Handed Goals:** (8) Don Luce, 1974-75  
**Most Goal Scoring Games in Succession:** (7) Richard Martin and Rene Robert, 1974-75  
**Most Assist Scoring Games in Succession:** (9) Gil Perreault, 1974-75  
**Most Point Scoring Games in Succession:** (18) Gil Perreault, 1971-72  
**\*An NHL Record**

## SABRES' TEAM GAME RECORDS

**Most Goals For:** (14) 14-2 win over Washington, Dec. 21, 1975  
**Most Goals Against:** (11) 11-2 loss at Montreal, Nov. 7, 1970  
**Most Goals — Buffalo and Opponent:** (16) 14-2 win over Washington, Dec. 21, 1975  
**Greatest Winning Margin:** (12) 14-2 win over Washington, Dec. 21, 1975  
**Greatest Losing Margin:** (9) 9-0 loss at St. Louis, Mar. 13, 1971; 11-2 loss at Montreal, Nov. 7, 1970  
**Highest Tie Score:** (6-6) vs. NY Rangers, Dec. 4, 1975; vs. Pittsburgh, Feb. 18, 1971  
**Lowest Tie Score:** (0-0) vs. California, Nov. 9, 1972

**Most Shots On Goal For:** (58) vs. Kansas City, Feb. 2, 1975  
**Fewest Shots On Goal For:** (14) vs. Montreal, Oct. 15, 1970  
**Most Shots On Goal Against:** (72) at Boston, Dec. 10, 1970  
**Fewest Shots On Goal Against:** (8) by Kansas City, Mar. 21, 1976  
**Most Buffalo Shots, One Period:** (25) vs. Toronto, Oct. 12, 1975  
**Most Penalty Minutes — Buffalo:** (76) vs. Boston, Dec. 13, 1972  
**Most Penalty Minutes — Opponent:** (79) by Montreal, Nov. 24, 1974  
**Most Penalty Minutes — Buffalo and Opponent:** (154) Montreal at Buffalo, Nov. 24, 1974; Boston at Buffalo, Dec. 13, 1972  
**Fastest Two Buffalo Goals, One Player:** (:14) by Richard Martin vs. Washington, Oct. 19, 1975  
**Fastest Two Goals Against, One Player:** (:10) by Darryl Sittler of Toronto, Feb. 19, 1972  
**Fastest Three Buffalo Goals, One Player:** (3:49) by Don Luce at Washington, Dec. 22, 1974  
**Fastest Three Goals Against, One Player:** (4:55) by Rick Kehoe at Pittsburgh, Mar. 10, 1976  
**\*Fastest Two Buffalo Goals:** (:04) by Lee Fogolin and Don Luce vs. California, Oct. 17, 1974  
**Fastest Two Goals Against:** (:07) by Jim Moxey and Wayne Merrick at California, Feb. 1, 1976  
**Fastest Three Buffalo Goals:** (1:13) by Craig Ramsay, Jim Lorentz and Rene Robert at Pittsburgh, Mar. 10, 1976  
**Fastest Three Goals Against:** (1:04) by Lowell MacDonald, Nick Beverley and Bernie Lukowich at Pittsburgh, Apr. 4, 1974  
**\*Fastest Two Goals, Both Teams:** (:05) by Richard Martin and Greg Polis of Pittsburgh, Jan. 3, 1974  
**\*Fastest Three Goals, Both Teams:** (:18) by Jim Moxey, Wayne Merrick and Danny Gare at California, Feb. 1, 1976  
**Fastest Buffalo Goal from Opening Face-Off:** (:09) by Steve Atkinson vs. Chicago, Feb. 24, 1972  
**Fastest Opponent Goal from Opening Face-Off:** (:09) by Yvan Cournoyer at Montreal, Dec. 22, 1973  
**Fastest Buffalo Goal from Start of One Period:** (:06) by Jerry Korab vs. NY Rangers, Dec. 4, 1975

\*An NHL Record

## SABRES' TEAM SEASON RECORDS

**Most Wins:** (49), 1974-75  
**Fewest Wins:** (16), 1971-72  
**Most Losses:** (43), 1971-72  
**Fewest Losses:** (16), 1974-75  
**Most Ties:** (19), 1971-72  
**Fewest Ties:** (12), 1973-74  
**Most Points:** (113), 1974-75  
**Fewest Points:** (51), 1971-72  
**Most Goals For:** (354), 1974-75  
**Fewest Goals For:** (203), 1971-72  
**Most Goals Against:** (291), 1970-71  
**Fewest Goals Against:** (219), 1972-73  
**Longest Winning Streak:** (8) Oct. 9 through Oct. 26, 1975; Dec. 3 through Dec. 20, 1972  
**Longest Home Winning Streak:** (12) Nov. 12, 1972 through Jan. 7, 1973  
**Longest Road Winning Streak:** (5) Mar. 14 through Mar. 27, 1976  
**Longest Undefeated Streak:** (12) Feb. 2 through Feb. 27, 1975  
**Longest Home Undefeated Streak:** (21) Oct. 8, 1972 through Jan. 7, 1973  
**Longest Road Undefeated Streak:** (6) Mar. 14 through Mar. 30, 1976; Oct. 26 through Nov. 13, 1974  
**Most Consecutive Ties:** (3) Feb. 6, 9, 12, 1975; Oct. 30, 31, Nov. 4, 1971  
**Longest Losing Streak:** (7) Oct. 25 through Nov. 8, 1970  
**Longest Home Losing Streak:** (3) Nov. 18, 22, 25, 1973; Mar. 2, 5, 17, 1972; Jan. 6, 9, 13, 1972; Oct. 17, 21, 24, 1971; Oct. 25, Nov. 5, 8, 1970  
**Longest Road Losing Streak:** (7) Feb. 6 through 27, 1971; Oct. 14 through Nov. 7, 1970

**Longest Non-Winning Streak:** (10) Nov. 7 through Dec. 1, 1971  
**Longest Home Non-Winning Streak:** (6) Feb. 27 through Mar. 26, 1972  
**Longest Road Non-Winning Streak:** (23) Oct. 30 through Feb. 19, 1972  
**Longest Non-Shut Out Streak:** (61) Mar. 14, 1974 through Jan. 30, 1975  
**Most Consecutive Times Shut Out:** (2) Oct. 14, 15, 1970

## SABRES' TEAM PLAYOFF RECORDS

### One Playoff Year

**Most Wins:** (10) 1975 (17 games)  
**Fewest Wins:** (2) 1976, 1973 (6 games)  
**Most Losses:** (7) 1975 (17 games)  
**Fewest Losses:** (4) 1973 (6 games)  
**Most Goals For:** (53) 1975 (17 games)  
**Fewest Goals For:** (16) 1973 (6 games)  
**Most Goals Against:** (58) 1975 (17 games)  
**Fewest Goals Against:** (21) 1973 (6 games)  
**Most Shut Outs For:** (0)  
**Most Times Shut Out:** (1) 7-0 by Montreal, May 1, 1975  
**Most Overtime Games:** (4) 1975 (17 games)  
**Longest Winning Streak:** (4) Apr. 8, 9, 11, 13, 1976; Apr. 20, 22, 27, 29, 1975  
**Longest Losing Streak:** (4) Apr. 15, 17, 20, 22, 1976  
**Greatest Winning Margin:** (4) 6-2 vs. Chicago, 1975; 5-1 vs. Montreal, 1973  
**Greatest Losing Margin:** (7) 7-0 at Montreal, 1975  
**Most Power Play Goals:** (13) 1975 (17 games)  
**Most Power Play Goals Against:** (14) 1975 (17 games)  
**Most Short Handed Goals:** (2) 1975 (17 games)  
**Most Short Handed Goals Against:** (1) 1976 (9 games), 1975 (17 games)  
**Most Shots on Goal:** (532) 1975 (17 games)  
**Fewest Shots on Goal:** (186) 1973 (6 games)  
**Most Shots on Goal Against:** (459) 1975 (17 games)  
**Fewest Shots on Goal Against:** (186) 1973 (6 games)  
**Most Buffalo Penalty Minutes:** (276) 1975 (17 games)  
**Most Opponents Penalty Minutes:** (243) (17 games)

### One Game Only

**Most Goals:** (6) at Chicago, Apr. 20, 1975  
**Most Goals Against:** (8) at Montreal, May 3, 1975  
**Most Goals, Buffalo and Opponent:** (11) 6-5 Buffalo win over Montreal, Apr. 27, 1975  
**Most Shots on Goal:** (57) vs. St. Louis, Apr. 8, 1976  
**Fewest Shots on Goal:** (17) at NY Islanders, Apr. 22, 1976  
**Most Shots on Goal Against:** (43) by Montreal, May 3, 1975  
**Fewest Shots on Goal Against:** (14) by Chicago, Apr. 22, 1975  
**Most Buffalo Penalty Minutes:** (57) vs. Montreal, May 3, 1975  
**Most Opponent Penalty Minutes:** (44) by NY Islanders, Apr. 20, 1976  
**Most Penalty Minutes, Buffalo and Opponent:** (89) Buffalo and Montreal, May 3, 1975  
**Fastest Two Buffalo Goals, One Player:** (5:10) Rick Dudley vs. Chicago, Apr. 15, 1975  
**Fastest Two Goals Against, One Player:** (:27) Guy Lafleur of Montreal, May 1, 1975  
**Fastest Three Buffalo Goals, One Player:** (0)  
**Fastest Three Goals Against, One Player:** (30:04) Yvan Cournoyer of Montreal, Apr. 5, 1973  
**Fastest Two Buffalo Goals:** (:17) Danny Gare, Richard Martin vs. Philadelphia, May 20, 1975  
**Fastest Two Goals Against:** (:16) Peter Mahovlich, Murray Wilson of Montreal, Apr. 8, 1973  
**Fastest Three Buffalo Goals:** (5:25) Jim Lorentz, Richard Martin, Rene Robert vs. Chicago, Apr. 20, 1975  
**Fastest Three Goals Against:** (5:40) Guy Lafleur, Yvon Lambert, Guy Lapointe of Montreal, May 3, 1975  
**Fastest Buffalo Goal from Opening Face Off:** (1:06) Gil Perreault vs. Montreal, Apr. 5, 1973

**Fastest Opponent Goal from Opening Face Off:** (:32) Guy Lapointe of Montreal, Apr. 27, 1975

**Shortest Over-time Game:** (62:31) 5-4 Chicago win over Buffalo, April 17, 1975 on goal by Stan Mikita

**Longest Over-time Game:** (78:29) 5-4 Buffalo win over Philadelphia, May 20, 1975 on goal by Rene Robert

## SABRES' INDIVIDUAL PLAYOFF RECORDS

### One Playoff Year

**Most Goals:** (7) Danny Gare, Richard Martin, 1975  
**Most Assists:** (9) Gil Perreault, 1975  
**Most Points:** (15) Richard Martin, Gil Perreault, 1975  
**Most Penalty Minutes:** (38) Jim Schoenfeld, 1975  
**Most Power Play Goals:** (5) Richard Martin, 1975  
**Most Short Handed Goals:** (1) Don Luce, 1975; Craig Ramsay, 1975, 1976  
**Most Minutes Played by a Goaltender:** (760) Gerry Desjardins, 1975  
**Most Shots On Goal:** (66) Gil Perreault, 1975

### One Six-Game Series

**Most Goals:** (5) Rene Robert vs. Montreal, 1973  
**Most Assists:** (7) Gil Perreault vs. Montreal, 1973  
**Most Points:** (10) Gil Perreault vs. Montreal, 1973  
**Most Penalty Minutes:** (24) Larry Carriere vs. Montreal, 1975  
**Most Power Play Goals:** (2) Richard Martin vs. NY Islanders, 1976 and vs. Montreal, 1973  
**Most Short Handed Goals:** (1) Don Luce, Craig Ramsay vs. Montreal, 1975  
**Most Minutes Played by a Goaltender:** (374) Gerry Desjardins vs. NY Islanders, 1976  
**Most Shots On Goal:** (38) Richard Martin vs. Montreal, 1973

### One Five-Game Series

**Most Goals:** (3) Danny Gare, Richard Martin, Gil Perreault vs. Chicago, 1975  
**Most Assists:** (5) Gil Perreault, Rene Robert vs. Chicago, 1975  
**Most Points:** (8) Gil Perreault vs. Chicago, 1975  
**Most Penalty Minutes:** (18) Jerry Korab vs. Chicago, 1975  
**Most Power Play Goals:** (3) Richard Martin vs. Chicago, 1975  
**Most Short Handed Goals:** (0)  
**Most Minutes Played by a Goaltender:** (303) Gerry Desjardins vs. Chicago, 1975  
**Most Shots On Goal:** (20) Gil Perreault vs. Chicago, 1975

### One Three-Game Series

**Most Goals:** (2) Danny Gare vs. St. Louis, 1976  
**Most Assists:** (2) Richard Martin, Jocelyn Guevremont vs. St. Louis, 1976  
**Most Points:** (3) Richard Martin vs. St. Louis, 1976  
**Most Penalty Minutes:** (12) Jim Schoenfeld vs. St. Louis, 1976  
**Most Power Play Goals:** (0)  
**Most Short Handed Goals:** (1) Craig Ramsay vs. St. Louis, 1976  
**Most Minutes Played by a Goaltender:** (189) Gerry Desjardins vs. St. Louis, 1976  
**Most Shots On Goal:** (17) Richard Martin vs. St. Louis, 1976

### One Game Only

**Most Goals:** (2) Rene Robert vs. NY Islanders, 1976; Danny Gare vs. St. Louis, 1976; Craig Ramsay vs. Montreal, 1975; Rick Dudley vs. Chicago, 1975; Gil Perreault, Rene Robert vs. Montreal, 1973  
**Most Assists:** (3) Gil Perreault vs. Montreal, 1973  
**Most Points:** (3) Danny Gare, Richard Martin, Gil Perreault vs. NY Islanders, 1976; Don Luce, Richard Martin vs. Philadelphia, 1975; Don Luce, Gil Perreault vs. Montreal, 1975; Richard Martin, Gil Perreault vs. Chicago, 1975; Gil Perreault, Rene Robert vs. Montreal, 1973  
**Most Penalty Minutes:** (20) Larry Carriere vs. Montreal, 1975  
**Most Power Play Goals:** (1) Rick Dudley, Jerry Korab, Richard Martin, Gil Perreault, Craig Ramsay, Rene Robert, Jim Schoenfeld  
**Most Short Handed Goals:** (1) Craig Ramsay vs. St. Louis, 1976; Don Luce, Craig Ramsay vs. Montreal, 1975  
**Most Minutes Played by a Goaltender:** (74:27) Gerry Desjardins vs. St. Louis, 1976  
**Most Shots on Goal:** (11) Danny Gare vs. St. Louis, 1976

## AWARDS AND TROPHIES

**Most Valuable Player** — Wilkinson Sword Award: Chosen by team members, this award consisted of an engraved, full-size sword and a \$500 check, presented by the Wilkinson Sword Division. Discontinued after 1974-75.

1974-75 Rene Robert  
1973-74 Don Luce  
1972-73 Tim Horton  
1971-72 Roger Crozier  
1970-71 Gil Perreault

**Most Improved Player** — The Buffalo Evening News Trophy: By a vote of his teammates, the player showing the most improvement over the course of the season. Until 1975-76 this award was presented by the Wilkinson Sword Division.

1975-76 Lee Fogolin  
1974-75 Rick Dudley  
1973-74 Rick Dudley and  
Craig Ramsay  
1972-73 Dave Dryden  
1971-72 Don Luce  
1970-71 Doug Barrie

**The Charley Barton Memorial Silver Stick Award:** Presented by the Buffalo Courier Express in memory of the late hockey writer Charley Barton, to the player who best exemplifies Charley's love of the game.

1975-76 Danny Gare  
1974-75 Gil Perreault  
1973-74 Craig Ramsay  
1972-73 Don Luce

**Star of Stars Award:** For consistent home performance as reflected in the Three Star selections.

1975-76 Gil Perreault  
1974-75 Rene Robert  
1973-74 Richard Martin  
1972-73 Gil Perreault  
1971-72 Roger Crozier

### BUFFALO SABRES' BOOSTER CLUB AWARDS

**Frank Eddolls Memorial Trophy:** Named in honor of the former Buffalo Bison coach and NHL defenseman, presented to the most popular player, as selected by members of the Booster Club.

1975-76 Danny Gare  
1974-75 Craig Ramsay  
1973-74 Richard Martin  
1972-73 Gil Perreault  
1971-72 Gil Perreault  
1970-71 Gil Perreault

**Wayne Larkin Memorial Trophy:** Named in honor of the former Buffalo Bison winger, presented to the most valuable player as voted by his teammates.

1975-76 Danny Gare  
1974-75 Rene Robert  
1973-74 Richard Martin  
1972-73 Tim Horton  
1971-72 Roger Crozier  
1970-71 Gil Perreault

**Tim Horton Memorial Award:** Named in honor of the late Buffalo Sabres' defenseman, presented to the player whose performance is far superior to the public recognition he has received, based on a vote of the Booster Club Board of Directors and members of the local sports media.

1975-76 Brian Spencer  
1974-75 Bill Hajt  
1973-74 Craig Ramsay  
1972-73 Jim Lorentz  
1971-72 Don Luce  
1970-71 Gerry Meehan

### OTHER AWARDS

1975-76

**Official NHL All-Star Second Team Left Winger:** Richard Martin

**Official NHL All-Star Second Team Center:** Gil Perreault

**Selected to NHL's Prince of Wales Conference Team in All-Star Game:** Richard Martin, Jerry Korab, Craig Ramsay

1974-75

**Bill Masterton Trophy:** Don Luce

**Official NHL All-Star First Team Left Winger:** Richard Martin

**Official Sporting News Prince of Wales Conference All-Star Team Left Winger:** Richard Martin

**Selected to NHL's Prince of Wales Conference Team in All-Star Game:** Richard Martin, Rene Robert, Gil Perreault, Jerry Korab, Don Luce

1973-74

**Official NHL All-Star First Team Left Winger:** Richard Martin

**Official Sporting News East Division All-Star Team Left Winger:** Richard Martin

**Selected to NHL's East Division Team in All-Star Game:** Richard Martin, Dave Dryden, Gil Perreault

1972-73

**Lady Byng Trophy:** Gil Perreault

**Selected to NHL's East Division Team in All-Star Game:** Richard Martin, Rene Robert

1971-72

**Selected to NHL's East Division Team in All-Star Game:** Richard Martin, Gil Perreault

**Hockey News Rookie of the Year:** Richard Martin

**Sporting News East Division Rookie of the Year:** Richard Martin

1970-71

**Calder Trophy:** Gil Perreault

**Selected to NHL's East Division Team in All-Star Game:** Gil Perreault

**Sport Magazine Rookie of the Year in All Pro Sport:** Gil Perreault

**Sporting News East Division Rookie of the Year:** Gil Perreault

## THE SABRES — FROM WHERE AND WHEN

**Desjardins, Gerry** — returned to NHL from WHA Baltimore Blades, after Buffalo acquired his NHL rights from NY Islanders for future considerations

**Fogolin, Lee** — first round pick, 1974 Amateur Draft

**Gare, Danny** — second round pick, 1974 Amateur Draft

**Guevremont, Jocelyn** — trade with Vancouver for Gerry Meehan and Mike Robitaille, October 14, 1974

**Hajt, Bill** — third round pick, 1971 Amateur Draft

**Korab, Jerry** — trade with Vancouver for John Gould and Tracy Pratt, December 27, 1973

**Lorentz, Jim** — trade with NY Rangers, January 14, 1972, for Buffalo's second choice (Larry Sacharuk) in 1972 Amateur Draft.

**Luce, Don** — and Mike Robitaille, trade with Detroit for Joe Daley, May 25, 1971

**Martin, Richard** — first round pick, 1971 Amateur Draft

**McIntosh, Paul** — fourth round pick, 1974 Amateur Draft

**Perreault, Gil** — first round pick, 1970 Amateur Draft

**Ramsay, Craig** — second round pick, 1971 Amateur Draft

**Richard, Jacques** — trade with Atlanta for Larry Carriere, October 2, 1975

**Robert, Rene** — trade with Pittsburgh for Eddie Shack, March 4, 1972


**Savard, Andre** — signed as a free agent after obtaining negotiation rights from Boston, June 11, 1976, in exchange for same rights to Peter McNab


**Schoenfeld, Jim** — first round pick, 1972 Amateur Draft

**Smith, Al** — signed as a free agent after leaving New England Whalers of WHA

**Spencer, Brian** — trade with NY Islanders for Doug Rombough, March 10, 1974

**Stanfield, Fred** — trade with Minnesota for Norm Gratton and future considerations, January 27, 1975





## Gerry Desjardins

(Day-zhar-dan')

Goaltender

Born: Sudbury, Ontario

July 22, 1944

Height: 5'11" Weight: 190

Shoots: Left

Gerry's first full season with the Sabres was one of the best in his NHL career. He played in 55 games, set a Buffalo victory record with 29, and marked up a 2.94 goals against average, and two shutouts. In the first-round playoff series against St. Louis, Desjardins kept the Sabres alive in an overtime game with one of the dazzling stops of the year against Pierre Plante who was on a breakaway. In his 12th pro season, Gerry feels he still should improve. "Every goalie should get better, should always be learning how to play his position better, and that's my aim," he says. Desjardins came to the Sabres late in the 1974-75 season from the WHA Baltimore club just before that team folded. He saw earlier NHL service with Los Angeles, Chicago and the New York Islanders.

### PROFESSIONAL RECORD

Season	Club	League	GPI	MINS	GA	SO	AVG
1965-66	Houston	CPHL	20		73	0	3.78
1966-67	Houston	CPHL	36		130	1	3.61
1967-68	Cleveland	AHL	66	3934	226	3	3.45
1968-69	Los Angeles	NHL	60	3499	190	4	3.26
1969-70	Los Angeles	NHL	43	2453	159	3	3.89
	Chicago	NHL	4	240	8	0	2.00
1970-71	Chicago	NHL	22	1217	49	0	2.41
1971-72	Chicago	NHL	6	360	21	0	3.50
1972-73	NY Islanders	NHL	44	2498	195	0	4.68
1973-74	NY Islanders	NHL	36	1945	101	0	3.12
1974-75	Baltimore	WHA	41	2282	162	0	4.26
	Buffalo	NHL	9	540	25	0	2.78
1975-76	Buffalo	NHL	55	3280	161	2	2.94
	NHL Totals		269	16032	909	9	3.40





# Buffalo Sabres' 1976-77 Roster

Player	Hgt.	Wgt.	Place of Birth	Date	1975-76 Club	1975-76 Record		
						G	A	Pts.
<b>FORWARDS</b>								
DEZIEL, Michel	5-11	180	Sorel, Que.	1-31-54	Hershey	25	30	55
GARE, Danny	5-09	175	Nelson, B.C.	5-14-54	Buffalo	50	23	73
KOWAL, Joe	6-05	212	Toronto, Ont.	2- 3-56	Hamilton	32	45	77
LORENTZ, Jim	6-00	180	Waterloo, Ont.	5- 1-47	Buffalo	17	24	41
LUCE, Don	6-02	185	London, Ont.	10- 2-48	Buffalo	21	49	70
MARTIN, Richard	5-11	179	Lasalle, Que.	7-26-51	Buffalo	49	37	86
MARTIN, Terry	5-11	175	Barrie, Ont.	10-25-55	Bflo./Charlotte/Hershey	15	16	31
MAZE, Henry "Rocky"	6-00	195	Edmonton, Alta.	2-20-56	Edmonton	31	39	70
McADAM, Gary	5-11	175	Smith Falls, Ont.	12-31-55	Buffalo/Hershey	15	15	30
McSHEFFREY, Bryan	6-02	209	Ottawa, Ont.	9-25-52	Bflo. (NAHL)/Cape Cod/Mohawk	32	34	66
MINOR, Jim	5-10	175	Vancouver, B.C.	5-31-55	Tidewater/Charlotte	17	34	51
PERREAU, Gil	6-00	202	Victoriaville, Que.	11-13-50	Buffalo	44	69	113
RAMSAY, Craig	5-10	176	Weston, Ont.	3-17-51	Buffalo	22	49	71
RICHARD, Jacques	5-11	170	Quebec City, Que.	10- 7-52	Buffalo	12	23	35
ROBERT, Rene	5-10	184	Trois-Rivieres, Que.	12-31-48	Buffalo	35	52	87
SAVARD, Anore	6-01	185	Temiscamingue, Que.	9- 2-53	Boston	17	23	40
SMITH, Derek	5-11	177	Quebec, Que.	7-31-54	Hershey	28	32	60
SPENCER, Brian	5-11	185	Fort St. James, B.C.	9- 3-49	Buffalo	13	26	39
STANFIELD, Fred	5-10	185	Toronto, Ont.	5- 4-44	Buffalo	18	30	48
TITANIC, Morris	6-01	180	Toronto, Ont.	1- 7-53	Buffalo/Hershey	6	13	19
<b>DEFENSEMEN</b>								
BREITENBACH, Ken	6-01	190	Welland, Ont.	1- 9-55	Buffalo/Hershey	1	19	20
FOGOLIN, Lee	6-00	204	Chicago, Ill.	2- 7-55	Buffalo/Hershey	1	17	18
GUEVREMONT, Jocelyn	6-02	202	Montreal, Que.	3- 1-51	Buffalo	12	40	52
HAJT, Bill	6-03	204	Borden, Sask.	11-18-51	Buffalo	6	21	27
KORAB, Jerry	6-03	218	Sault Ste. Marie, Ont.	9-15-48	Buffalo	13	28	41
LEMIEUX, Don	6-01	200	Montreal, Que.	6-25-56	Three Rivers	15	46	61
McINTOSH, Paul	5-10	177	Listowel, Ont.	3-13-54	Buffalo/Hershey	0	3	3
ROSCOE, Ron	5-11	190	Hamilton, Ont.	2-29-56	Hamilton	6	20	26
SCHOENFELD, Jim	6-02	206	Galt, Ont.	9- 4-52	Buffalo	2	22	24
<b>GOALTENDERS</b>						<b>Mins.</b>	<b>GA</b>	<b>SO</b>
DESJARDINS, Gerry	5-11	190	Sudbury, Ont.	7-22-44	Buffalo	3280	161	2
EDWARDS, Don	5-09	160	Hamilton, Ont.	9-28-55	Hershey	2253	128	3
SAUVE, Bob	5-08	165	Ste.-Genevieve, Que.	6-17-55	Providence/Charlotte	1827	80	2
SMITH, Al	6-01	200	Toronto, Ont.	11-10-45	Buffalo	840	43	0



## Lee Fogolin

(Foe'-go-lin)

### Defense

Born: Chicago, Illinois

February 7, 1955


Height: 6' Weight: 204


Shoots: Right

Last season hardly began auspiciously for Lee. He sat on the bench much of the first month, and then was sent to the American Hockey League Hershey Bears so he could play regularly. The young defenseman had been in the big league his entire rookie year — seeing little action — and the assignment to the minors wasn't his happiest moment. But in the end it paid off big for both the Sabres and Fogolin. He was soon recalled from Hershey and stepped into the Sabres' defense as a regular, improving every outing, and was voted the team's most improved player by his teammates at the end of the year. Fogolin is one of the strongest players in the NHL, a fine skater who played some wing as a junior with Oshawa, and carries the puck adeptly. He should get better with each passing season. Lee, a bachelor, is the son of Leo Fogolin, a hard-rock NHL defenseman of the 40's and 50's.

### PROFESSIONAL RECORD

Season	Club	League	GP	G	A	PTS	PIM
1974-75	Buffalo	NHL	50	2	2	4	59
1975-76	Buffalo	NHL	58	0	9	9	64
	Hershey	AHL	20	1	8	9	61
	NHL Totals		108	2	11	13	123





## Danny Gare

(Gair)

Right Wing

Born: Nelson, British Columbia

May 14, 1954


Height: 5'9" Weight: 175


Shoots: Right

What NHL winger last season tied the record for the most goals in his first two years of big league play? Gare is the winger, with a 50-goal season giving him a total of 81 in two years, equal to the established mark set by the Sabres' Richard Martin between 1971 and 1973. Gare hit the coveted 50-goal plateau with a hat trick in the season's final game against Toronto, scoring eight on the power play and one short-handed. Gare's size at first seemed to be a detriment when he was a rookie, but he has tremendous strength for his relatively short stature, and has never been intimidated by any opposition player in two seasons. He led Buffalo with 129 minutes in penalties in 1975-76, and only 10 of those minutes were misconduct totals. Danny also saw duty as a penalty killer, and his quick wrist shot is regarded as one of hockey's most accurate and most dangerous. A bachelor, he bought a home in a Buffalo suburb late in the season past. He was voted Buffalo's most valuable and most popular player in 1975-76.

### PROFESSIONAL RECORD

Season	Club	League	GP	G	A	PTS	PIM
1974-75	Buffalo	NHL	78	31	31	62	75
1975-76	Buffalo	NHL	79	50	23	73	129
	NHL Totals		157	81	54	135	204





## Jocelyn Guevremont

(Gay'-vre-mahn)

### Defense


Born: Montreal, Quebec  
 March 1, 1951  
 Height: 6'2" Weight: 200  
 Shoots: Right

In his first full season in a Buffalo uniform, Joss not only was a key point man on the Sabres' power play with six goals, but led the team in plus-minus figures at year's end. Overall, he scored 12 goals and 40 assists in 80 games and was eighth in team scoring. Since his junior days as a Memorial Cup teammate of Gil Perreault and Richard Martin on the Montreal Junior Canadiens, Joss has been an effective offensive defenseman, so his scoring totals are really no shock. But his improvement in his own end of the ice, reflected in his team-top plus-minus total indicates the lanky Guevremont is becoming a better all-round hockey player. Joss is one of the increasing number of Sabres who makes his year-round home in the Buffalo area.

### PROFESSIONAL RECORD

Season	Club	League	GP	G	A	PTS	PIM
1971-72	Vancouver	NHL	75	13	38	51	44
1972-73	Vancouver	NHL	78	16	26	42	46
1973-74	Vancouver	NHL	72	15	24	39	34
1974-75	Vancouver	NHL	2	0	0	0	0
1975-76	Buffalo	NHL	64	7	25	32	32
	Buffalo	NHL	80	12	40	52	57
	NHL Totals		371	63	153	216	213





## Bill Hajt

(Height)

Defense

Born: Borden, Saskatchewan

November 18, 1951


Height: 6'3" Weight: 204


Shoots: Left

Lanky Bill Hajt teamed with lanky Joss Guevremont as the only two Sabres' defensemen healthy enough to play every game in the 1975-76 schedule. Hajt was in his second full NHL season, one which saw him steadily improve over his rookie year. And in the rookie year Bill had been named the club's "Unsung Hero" in a vote of media personnel. Hajt's style of play has often been compared to that of Chicago's Bill White, as both use strength and finesse rather than rock'em, sock'em checking to take out the opposition. He also showed consistent improvement in his puck-handling ability last season, and improved his goal total to 6 en-route. But Bill will never be a flashy goal-scoring defenseman because it's neither his style nor temperament. Rather, he should be a steady contributor for years to come.

### PROFESSIONAL RECORD

Season	Club	League	GP	G	A	PTS	PIM
1972-73	Cincinnati	AHL	69	4	31	35	40
1973-74	Buffalo	NHL	6	0	2	2	0
	Cincinnati	AHL	66	5	30	35	66
1974-75	Buffalo	NHL	76	3	26	29	68
	Buffalo	NHL	80	6	21	27	48
1975-76	Buffalo	NHL	80	6	21	27	48
	NHL Totals		162	9	49	58	116





## Jerry Korab

(Core'-ab)

### Defense

Born: Sault Ste. Marie, Ontario

September 15, 1948

Height: 6'3" Weight: 218

Shoots: Left

The Cold War turned hot when Jerry and his teammates met the Wings of the Soviet, with the Sabres administering a stunning 12-6 pasting. And Jerry Korab played what some observers called the best game of his life, chewing up Russian skaters as if detente was only a word on a French menu. It was one of the high points of his season. The others were a second consecutive selection to the Prince of Wales Conference all-star team for the mid-season classic, and a Buffalo record for goals by a defenseman with 13. The low point came when Jerry was struck in the nose by an errant puck in a February game and required surgery, causing him to miss 15 games. He saw some service as a forward in the NHL with Chicago and Vancouver, and in a few games with Buffalo after his trade to the Sabres in 1974, but has found a permanent home on defense.

### PROFESSIONAL RECORD

Season	Club	League	GP	G	A	PTS	PIM
1969-70	Portland	WHL	65	9	12	23	169
1970-71	Portland	WHL	20	3	5	8	78
	Chicago	NHL	46	4	14	18	152
1971-72	Chicago	NHL	73	9	5	14	95
1972-73	Chicago	NHL	77	12	15	27	94
1973-74	Vancouver	NHL	31	4	7	11	64
	Buffalo	NHL	45	6	12	18	73
1974-75	Buffalo	NHL	79	12	44	56	184
1975-76	Buffalo	NHL	65	13	28	41	85
	NHL Totals		416	60	125	185	747





## Jim Lorentz

(Lor-ens')

Center-Right Wing

Born: Waterloo, Ontario

May 1, 1947


Height: 6'0" Weight: 180


Shoots: Left

Most pro hockey players will agree their trying times are not the games in which they play, but the games they don't, whether through injury or just plain sitting on the bench. Early last season Lorentz found himself in the latter situation, but he accepted the situation with the attitude of a true professional, and when his chance to play came, he was a decided asset. In his first nine games playing a regular shift late in the schedule, Jim scored eight goals, and was a vital ingredient in the Sabres' strong regular-season finish. Lorentz has been the most versatile forward in Buffalo history, playing both wings and center, penalty killing and working the tough slot area on the power play. Jim has taken up pop singing as an avocation and released his first 45 RPM record in the spring of 1976. He hopes singing will be his post-hockey career.

### PROFESSIONAL RECORD

Season	Club	League	GP	G	A	PTS	PIM
1967-68	Oklahoma City	CPHL	70	33	50	83	105
1968-69	Boston	NHL	11	1	3	4	6
	Oklahoma City	CHL	56	33	68	101	67
1969-70	Boston	NHL	68	7	16	23	30
1970-71	St. Louis	NHL	76	19	21	40	34
1971-72	St. Louis	NHL	12	0	1	1	12
	NY Rangers	NHL	5	0	0	0	0
	Buffalo	NHL	35	10	14	24	12
1972-73	Buffalo	NHL	78	27	35	62	30
1973-74	Buffalo	NHL	78	23	31	54	28
1974-75	Buffalo	NHL	72	25	45	70	18
1975-76	Buffalo	NHL	75	17	24	41	18
	NHL Totals		510	129	190	319	188





## Don Luce

(Loose)


Center

Born: London, Ontario  
 October 2, 1948  
 Height: 6'2" Weight: 185  
 Shoots: Left


One of the most popular players to ever wear a Sabres' uniform, Don is not a flashy hockey player, but effective in a variety of ways. As a penalty killer he usually teams with his normal left winger, Craig Ramsay, to give Buffalo what many consider the best pair of forwards in hockey at the job. As the center of the Ramsay, Gare and Luce line he aided his wingers to their best scoring seasons as pros, and Don tallied the most assists of his pro career in 1975-76. As a quiet leader on the ice, Luce contributes in all categories to the Sabres' team balance, takes few penalties and misses few games because of injuries. He was the 1975 Masterton trophy winner, and wears contact lenses while playing. Don, his wife, Diane, and their children, reside in suburban Amherst.

### PROFESSIONAL RECORD

Season	Club	League	GP	G	A	PTS	PIM
1968-69	Omaha	CHL	72	22	34	56	56
1969-70	Omaha	CHL	64	22	35	57	82
	NY Rangers	NHL	12	1	2	3	8
1970-71	NY Rangers	NHL	9	0	1	1	0
	Detroit	NHL	58	3	11	14	18
1971-72	Buffalo	NHL	78	11	8	19	38
1972-73	Buffalo	NHL	78	18	25	43	32
1973-74	Buffalo	NHL	75	26	31	57	44
1974-75	Buffalo	NHL	80	33	43	76	45
1975-76	Buffalo	NHL	77	21	49	70	42
	NHL Totals		467	113	170	283	227







## Richard Martin

### Left Wing

Born: Montreal, Quebec

July 26, 1951

Height: 5'11" Weight: 179

Shoots: Left

At the tender age of 24, Richard Martin had scored 234 regular season goals in the NHL, nearly 47 a year for his first five years in the league. That's a scoring pace which no player in the history of the league has ever approached in the same career span. In his 25 NHL years, Gordie Howe scored 786 goals, a figure Martin could eclipse if he is able to play until the age of 36, assuming he continues to score at his current career rate. "He's the greatest natural goal scorer I've ever seen," is Punch Imlach's description of Martin's talents, and Imlach thinks he may score even more goals a season in his next few. "And he's becoming a better hockey player every year." Martin has played in the All-Star Game every season he's been in the league, and has been a first-team all-star at left wing twice, and a second team once. He was married during the off season.

#### PROFESSIONAL RECORD

Season	Club	League	GP	G	A	PTS	PIM
1971-72	Buffalo	NHL	73	44	30	74	36
1972-73	Buffalo	NHL	75	37	36	73	79
1973-74	Buffalo	NHL	78	52	34	86	38
1974-75	Buffalo	NHL	68	52	43	95	72
1975-76	Buffalo	NHL	80	49	37	86	67
	NHL Totals		374	234	180	414	292





## Paul McIntosh

### Defense

Born: Listowel, Ontario  
 March 13, 1954  
 Height: 5'10" Weight: 177  
 Shoots: Right

This red-headed defenseman operates on the basic theory that if it moves, hit it; and consequently he spends some time in the penalty box. But Paul has everyone's attention when he's on the ice, as he is a robust body checker despite his standing as the smallest Buffalo defenseman. In his first season after junior hockey at Peterborough, Paul piled up 195 penalty minutes in 68 games at Hershey and played in six Sabres games on recall. Last year he split the season between the Bears and Buffalo, and only saw occasional duty with the Sabres; enough to amass 61 penalty minutes. He was a fourth-round choice in the 1974 draft.

### PROFESSIONAL RECORD

Season	Club	League	GP	G	A	PTS	PIM
1974-75	Buffalo	NHL	6	0	1	1	5
	Hershey	AHL	68	2	11	13	195
1975-76	Buffalo	NHL	41	0	1	1	61
	Hershey	AHL	12	0	2	2	63
NHL Totals			47	0	2	2	66





# Gil Perreault

(Pair'-o)

Center

Born: Victoriaville, Quebec

November 13, 1950


Height: 6' Weight: 202


Shoots: Left

At the tender age of 26, Gil Perreault already ranks high in career scoring in the National Hockey League, with 193 regular season goals and 301 assists in six years, more than a point a game average. He was at his best in 1975-76 setting personal and team offensive records, including 44 goals and 69 assists, to finish in third spot in league scoring. Gil is hockey's home run hitter, incomparable in the way he can carry the puck up ice through the opposition with a fluid drive not seen since they made the last DeSotos. He's won the Lady Byng and Calder Cup awards in the past, and appears to just be coming into his banner years as a player. After missing 35 games over two seasons with leg and knee injuries, Perreault was one of six Sabres to play in every game last season. It's his goals that supply memories which last for many of Buffalo's enthusiastic fans, as no one in the game scores them in more spectacular fashion.

## PROFESSIONAL RECORD

Season	Club	League	GP	G	A	PTS	PIM
1970-71	Buffalo	NHL	78	38	34	72	19
1971-72	Buffalo	NHL	76	26	48	74	24
1972-73	Buffalo	NHL	78	28	60	88	10
1973-74	Buffalo	NHL	55	18	33	51	10
1974-75	Buffalo	NHL	68	39	57	96	36
1975-76	Buffalo	NHL	80	44	69	113	36
	NHL Totals		435	193	301	494	135





## Craig Ramsay

(Ram'-zee)

Left Wing

Born: Toronto, Ontario

March 17, 1951


Height: 5'10" Weight: 176


Shoots: Left

Ramsay is the Sabres' iron man. He hasn't missed a regular season game since March 1973 and has skated in 241 over that stretch. And every one, it seems, was a solid performance by the close-checking left winger. Ramsay is the kind of hockey player around which championship teams are built. He's one of the NHL's best checkers, penalty killers and corner diggers, with the knack of scoring important goals, particularly at playoff time. Craig has been teamed with center Don Luce exclusively for the past three seasons, and combines with Luce to compose an exceptional pair of penalty killers. He scored a career high of 71 points in 1975-76, which included a personal high 49 assists. Seldom spectacular, but less often erratic, Craig strives to play that way: aiming for consistency in the way he plays.

### PROFESSIONAL RECORD

Season	Club	League	GP	G	A	PTS	PIM
1971-72	Cincinnati	AHL	19	5	7	12	4
	Buffalo	NHL	57	6	10	16	0
1972-73	Buffalo	NHL	76	11	17	28	15
1973-74	Buffalo	NHL	78	20	26	46	0
1974-75	Buffalo	NHL	80	26	38	64	26
1975-76	Buffalo	NHL	80	22	49	71	34
	NHL Totals		371	85	140	225	75





## Jacques Richard

(Ree-shar')

Left Wing

Born: Quebec City, Quebec

October 7, 1952

Height: 5'11" Weight: 170


Shoots: Left

In what was a controversial trade, Jacques came to the Sabres at the start of last season for veteran Larry Carriere and a high draft choice. The Atlanta Flames had not fanned the potential in the young left winger, who was the second player chosen in the 1972 amateur draft, and who has yet to reach his potential in the NHL. During last spring's playoffs Jacques began to play nearer the expectations of Buffalo fans, and was one of the Sabres' most solid forwards in nine playoff games. If he picks up where he left off this season, Jacques could approach the level of performance his high draft choice indicated. Still a bachelor, he was given the nickname "Costeau" by his teammates last year, but admits no interest in marine biology.

### PROFESSIONAL RECORD

Season	Club	League	GP	G	A	PTS	PIM
1972-73	Atlanta	NHL	74	13	18	31	32
1973-74	Atlanta	NHL	78	27	16	43	45
1974-75	Atlanta	NHL	63	17	12	29	31
1975-76	Buffalo	NHL	73	12	23	35	31
	NHL Totals		288	69	69	138	139





## Rene Robert

(Row-bair')

Right Wing

Born: Three Rivers (Trois Rivieres), Quebec

December 31, 1948


Height: 5'10" Weight: 184

Shoots: Right

As the right winger on the French Connection, hockey's most talked about line, Rene has a love-hate relationship with the nickname. "I wish they wouldn't call us that because it seems to draw special attention to us on the ice. But I guess I can't complain about playing on a line that's had our success either," says Rene. In his four seasons since he, Perreault and Martin were formed into the French Connection, Robert has scored 136 goals and 199 assists to rank near the top of active NHL right wingers over the same period of time. He isn't always on the Connection because it's been broken up at times, and there have been injuries to Rene and his linemates. In addition, he plays the point on the Sabres' power play. In the past Robert has been chosen to the NHL second all-star team and has played in two all-star games. He was named the Sabres' most valuable player in 1974-75, the season they reached the Stanley Cup finals.

### PROFESSIONAL RECORD

Season	Club	League	GP	G	A	PTS	PIM
1967-68	Tulsa	CPHL	3	0	2	2	0
1968-69	Tulsa	CHL	59	21	30	51	57
1969-70	Vancouver	WHL	5	0	0	0	2
	Rochester	AHL	49	23	40	63	57
1970-71	Toronto	NHL	5	0	0	0	0
	Tulsa	CHL	58	26	36	62	85
	Phoenix	WHL	7	4	3	7	6
1971-72	Pittsburgh	NHL	49	7	11	18	42
	Buffalo	NHL	12	6	3	9	2
1972-73	Buffalo	NHL	75	40	43	83	83
1973-74	Buffalo	NHL	76	21	44	65	71
1974-75	Buffalo	NHL	74	40	60	100	75
1975-76	Buffalo	NHL	72	35	52	87	53
	NHL Totals		363	149	213	362	326





## Andre Savard

(Sah-var')

Center

Born: Temiscamingue, Quebec  
September 2, 1953

Height: 6'1" Weight: 185

Shoots: Left

Before he joined the Sabres this past summer, Andre wore the same number as Gil Perreault, but with the Boston Bruins. And he was nearly always assigned to check the great Sabres center, a job he performed with such efficiency that he impressed everyone including Sabres General Manager Punch Imlach, who was quick to work out a contract with Savard when he became a free agent in June. Andre was the sixth player taken in the 1973 amateur draft after a brilliant junior career with the Quebec Remparts, and was a regular on a very successful Boston checking line, and saw duty as a penalty killer. He is rated an excellent bodychecker, and at 23, appears to have the best years of his career ahead of him.

### PROFESSIONAL RECORD

Season	Club	League	GP	G	A	PTS	PIM
1973-74	Boston	NHL	72	16	14	30	39
1974-75	Boston	NHL	77	19	25	44	45
1975-76	Boston	NHL	79	17	23	40	60
	NHL Totals		228	52	62	114	144





## Jim Schoenfeld

(Shon'-feld)

### Defense

Born: Galt, Ontario

September 4, 1952

Height: 6'2" Weight: 206

Shoots: Left


"I wish that just one of these years I could get through a whole season without missing a game," said a frustrated Schoenfeld shortly after the Sabres were eliminated from last season's Stanley Cup playoffs. The big red-headed captain of the Sabres missed 24 regular season games last season with a case of mononucleosis, and played through eight playoff games with a broken foot suffered on the last night of the regular schedule. He hurt his arm in the playoffs too, forcing him to leave during the fifth game of the Islander series and that was Jim's last action for 1975-76. He's missed portions of each of his four NHL seasons with severe or disabling injuries, including a broken leg two years ago. Named captain at 22 — youngest in the NHL at the time — Schony is a fiery leader on and off the ice when it comes to hockey, but one of the sports' most involved when it comes to a sense of community.

### PROFESSIONAL RECORD

Season	Club	League	GP	G	A	PTS	PIM
1972-73	Buffalo	NHL	66	4	15	19	178
1973-74	Buffalo	NHL	28	1	8	9	56
	Cincinnati	AHL	2	0	2	2	4
1974-75	Buffalo	NHL	68	1	19	20	184
1975-76	Buffalo	NHL	56	2	22	24	114
	NHL Totals		218	8	64	72	532







## Al Smith


### Goaltender


Born: Toronto, Ontario  
 November 10, 1945  
 Height: 6'1" Weight: 200  
 Shoots: Left

When he was a junior goalie in Toronto, Al was paired with Gerry Desjardins on the same club. But their paths didn't cross again until both ended up with the Sabres after some time in the WHA. Smitty came to Buffalo in the last half of last season, after not playing at all earlier in the year. He worked hard to get himself back into game condition, and posted a solid 9-3-2 record and 3.07 goals against average in 14 games. His last NHL season was in Detroit in 1971-72, and he played the next three with the New England club of the WHA. Al used to be known for his combative attitude toward opposition forwards, but has calmed down considerably in the past few years. "Before I used to hit them, now I try to talk them out of it," he jokes. He's a standup goaltender who likes to handle the puck and roam from his crease area.

### PROFESSIONAL RECORD

Season	Club	League	GPI	MINS	GA	SO	AVG
1965-66	Toronto	NHL	2	62	2	0	1.94
1966-67	Toronto	NHL	1	60	5	0	5.00
	Victoria	WHL	56		180	6	3.26
	Vancouver	WHL					
	California	WHL					
1967-68	Tulsa	CPHL	40	2278	126	0	3.32
1968-69	Toronto	NHL	7	335	16	0	2.87
	Tulsa	CHL	8	480	22	0	2.87
	Rochester	AHL	34	1979	114	2	3.45
1969-70	Baltimore	AHL	3	180	8	0	2.67
	Pittsburgh	NHL	46	2555	129	2	3.03
1970-71	Pittsburgh	NHL	46	2472	128	2	3.10
1971-72	Detroit	NHL	43	2500	135	4	3.24
1972-73	New England	WHA					
1973-74	New England	WHA					
1974-75	New England	WHA	59	3500	202	2	3.46
1975-76	Buffalo	NHL	14	840	43	0	3.07
	NHL Totals		159	8824	458	8	3.11





## Brian Spencer

Left Wing

Born: Fort St. James, B.C.  
 September 3, 1949  
 Height: 5'11" Weight: 185  
 Shoots: Left

Brian Spencer's value to the Sabres doesn't ordinarily show in statistics, but his robust style of play charges up the team. Nicknamed "Spinner" because of his unique way of changing direction on skates, Brian was voted the Buffalo team's Unsung Hero by the media. The award is known as the Tim Horton Memorial Trophy and its recipient — though his style and position are different — certainly exemplifies the late Horton's burning desire to win, and sense of team camaraderie. When Brian is at his best, he's akin to a whirling dervish on the ice, forechecking the opposition like a second skin, bumping and thumping in every zone. He's exuberant on and off the ice, and all the more popular for it. In his camper remodded by his own hand, Brian and his wife took an off-season trip to his home province of British Columbia.

### PROFESSIONAL RECORD

Season	Club	League	GP	G	A	PTS	PIM
1969-70	Toronto	NHL	9	0	0	0	12
	Tulsa	CHL	66	13	19	32	186
1970-71	Tulsa	CHL	23	6	8	14	103
	Toronto	NHL	50	9	15	24	115
1971-72	Tulsa	CHL	20	7	7	14	115
	Toronto	NHL	36	1	5	6	65
1972-73	NY Islanders	NHL	78	14	24	38	90
1973-74	NY Islanders	NHL	54	5	16	21	65
	Buffalo	NHL	13	3	2	5	4
1974-75	Buffalo	NHL	73	12	29	41	77
1975-76	Buffalo	NHL	77	13	26	39	70
	NHL Totals		390	57	117	174	498





## Fred Stanfield

### Center-Left Wing

Born: Toronto, Ontario

May 4, 1944

Height: 5'10" Weight: 185

Shoots: Left

Fred Stanfield's next regular season goal will be his 200th in NHL play, and the veteran of 12 big league seasons should get it early in this year's schedule. In his first full year with the Sabres, Fred saw duty as both center and forward, killed penalties and played on the power play, with his versatility and experience an asset to the young team. He was traded to Buffalo midway through the 1974-75 schedule and was instrumental in the drive which took the Sabres to their first Stanley Cup final. Fred is no stranger to the Stanley Cup, as he played on cup winners in Boston before being traded to Minnesota for goalie Gilles Gilbert in 1973. He came to Buffalo in a trade for Norm Gratton and a draft choice. Fred is one of three professional hockey players in the family, and his younger brother Jim played in 1975-76 in Buffalo with the Norsemen of the NAHL.

#### PROFESSIONAL RECORD


Season	Club	League	GP	G	A	PTS	PIM
1964-65	Chicago	NHL	58	7	10	17	14
1965-66	Chicago	NHL	39	2	2	4	2
	St. Louis	CPHL	24	7	11	18	2
1966-67	St. Louis	CPHL	37	20	21	41	10
	Chicago	NHL	10	1	0	1	0
1967-68	Boston	NHL	73	20	44	64	10
1968-69	Boston	NHL	71	25	29	54	22
1969-70	Boston	NHL	73	23	35	58	14
1970-71	Boston	NHL	75	24	52	76	12
1971-72	Boston	NHL	78	23	56	79	12
1972-73	Boston	NHL	78	20	58	78	10
1973-74	Minnesota	NHL	71	16	28	44	10
1974-75	Minnesota	NHL	40	8	18	26	12
	Buffalo	NHL	32	12	21	33	4
1975-76	Buffalo	NHL	80	18	30	48	4
	NHL Totals		778	199	383	582	126



## Ken Breitenbach

### Defense

Born: Welland, Ontario  
 January 9, 1955  
 Height: 6'1" Weight: 190  
 Shoots: Left




#### PROFESSIONAL RECORD

Season	Club	League	GP	G	A	PTS	PIM
1975-76	Buffalo	NHL	7	0	0	0	6
	Hershey	AHL	57	1	19	20	58
	NHL Totals		7	0	0	0	6

## Michel Deziel

### Left Wing

Born: Sorel, Quebec  
 January 31, 1954  
 Height: 5'11" Weight: 180  
 Shoots: Left



#### PROFESSIONAL RECORD

Season	Club	League	GP	G	A	PTS	PIM
1974-75	Hershey	AHL	69	27	24	51	10
1975-76	Hershey	AHL	71	25	30	55	42

## Don Edwards

### Goaltender

Born: Hamilton, Ontario  
 September 28, 1955  
 Height: 5'9" Weight: 160  
 Shoots: Left



#### PROFESSIONAL RECORD

Season	Club	League	GPI	MINS	GA	SO	AVG
1975-76	Hershey	AHL	39	2253	128	3	3.41

## Joe Kowal

### Left Wing

Born: Toronto, Ontario  
 February 3, 1956  
 Height: 6'5" Weight: 212  
 Shoots: Left




#### NO PROFESSIONAL RECORD

## Don Lemieux

### Defense

Born: Montreal, Quebec  
 June 25, 1956  
 Height: 6'1" Weight: 200  
 Shoots: Left




#### NO PROFESSIONAL RECORD

## Terry Martin

### Left Wing

Born: Barrie, Ontario  
 October 25, 1955  
 Height: 5'11" Weight: 175  
 Shoots: Left




#### PROFESSIONAL RECORD

Season	Club	League	GP	G	A	PTS	PIM
1975-76	Buffalo	NHL	1	0	0	0	0
	Hershey	AHL	19	3	6	9	18
	Charlotte	SHL	25	12	10	22	30
	NHL Totals		1	0	0	0	0

## Henry "Rocky" Maze

Left Wing

Born: Edmonton, Alberta  
February 20, 1956  
Height: 6' Weight: 195  
Shoots: Left




NO PROFESSIONAL RECORD

## Gary McAdam

Right Wing

Born: Smith Falls, Ontario  
December 31, 1955  
Height: 5'11" Weight: 175  
Shoots: Left



PROFESSIONAL RECORD

Season	Club	League	GP	G	A	PTS	PIM
1975-76	Buffalo	NHL	31	1	2	3	2
	Hershey	AHL	24	14	13	27	45
	NHL Totals		31	1	2	3	2

## Bryan McSheffrey

Right Wing

Born: Ottawa, Ontario  
September 25, 1952  
Height: 6'2" Weight: 209  
Shoots: Right



PROFESSIONAL RECORD

Season	Club	League	GP	G	A	PTS	PIM
1972-73	Fort Worth	WHL	39	27	22	49	24
	Vancouver	NHL	33	4	4	8	10
1973-74	Vancouver	NHL	54	9	3	12	34
1974-75	Buffalo	NHL	3	0	0	0	0
	Hershey	AHL	47	12	8	20	20
1975-76	Buffalo	NAHL	46	27	31	58	26
	Cape Cod	NAHL	3	1	0	1	0
	Mohawk	NAHL	12	4	3	7	0
	NHL Totals		90	13	7	20	44

## Jim Minor

Left Wing

Born: Vancouver, British Columbia  
May 31, 1955  
Height: 5'10" Weight: 175  
Shoots: Left



NO PROFESSIONAL RECORD

## Ron Roscoe

Defense

Born: Hamilton, Ontario  
February 29, 1956  
Height: 5'11" Weight: 190  
Shoots: Left




NO PROFESSIONAL RECORD

## Bob Sauve

Goaltender

Born: Ste.-Genevieve, Quebec  
June 17, 1955  
Height: 5'8" Weight: 165  
Shoots: Left



PROFESSIONAL RECORD

Season	Club	League	GPI	MINS	GA	SO	AVG.
1975-76	Providence	AHL	14	848	44	0	3.11
	Charlotte	SHL	17	979	36	2	2.21

# Derek Smith


Center

Born: Quebec, Quebec

July 31, 1954

Height: 5'11" Weight: 177

Shoots: Left



### PROFESSIONAL RECORD

Season	Club	League	GP	G	A	PTS	PIM
1974-75	Charlotte	SHL	4	4	3	7	0
	Hershey	AHL	64	11	16	27	10
1975-76	Hershey	AHL	67	28	32	60	14

# Morris Titanic

Left Wing

Born: Toronto, Ontario

January 7, 1953


Height: 6'1" Weight: 180

Shoots: Left



### PROFESSIONAL RECORD

Season	Club	League	GP	G	A	PTS	PIM
1973-74	Cincinnati	AHL	62	31	28	59	47
1974-75	Buffalo	NHL	17	0	0	0	0
	Hershey	AHL	34	9	17	26	64
1975-76	Buffalo	NHL	2	0	0	0	0
	Hershey	AHL	35	6	13	19	10
	NHL Totals		19	0	0	0	0



*The Media*

## RADIO AND TELEVISION

All Sabres games are broadcast on WGR Radio (550 AM) in Buffalo and on a regional network. Twenty-three regular season games will be telecast on WKBW-TV, Buffalo (Channel 7). An additional 25 home games will also be provided to cable television systems in the Buffalo area. The WKBW-TV telecast schedule is indicated on the media guide outside back cover.

Visiting radio and television positions are in the press box, with camera positions there, low center ice, the balcony face at center ice and the balcony corner at the Terrace St. end of the Auditorium. Special facilities should be arranged through the Sabres public relations office.

## SABRES' BROADCAST CREW



**TED DARLING**



**PAUL WIELAND**



**RICK AZAR**



**DON DUSSIAS**



**PAT HANNIGAN**



**RICK JEANNERET**



**GEORGE ROBERTSON**

## WKBW-TV SCHEDULE

1976-77

### OCTOBER

				Time
Saturday	October 16	At	Minnesota	(EST) 9:05 PM
Saturday	October 23	At	Philadelphia	8:05 PM

### NOVEMBER

Saturday	November 27	At	St. Louis	(EST) 9:05 PM
Tuesday	November 30	At	Boston	7:35 PM

### DECEMBER

Saturday	December 18	At	NY Islanders	8:05 PM
Wednesday	December 22	At	Chicago	(EST) 8:35 PM
Thursday	December 23	Home	Toronto	8:05 PM
Wednesday	December 29	At	Atlanta	8:05 PM

### JANUARY

Wednesday	January 5	At	Chicago	(EST) 8:35 PM
Saturday	January 15	At	Pittsburgh	8:05 PM
Saturday	January 29	At	Montreal	8:05 PM

### FEBRUARY

Tuesday	February 1	At	NY Islanders	8:05 PM
Saturday	February 5	At	St. Louis	(EST) 9:05 PM
*Monday	February 7	Home	Toronto	8:05 PM
Wednesday	February 9	At	NY Rangers	7:35 PM
Saturday	February 19	At	Detroit	7:35 PM
Thursday	February 24	Home	Philadelphia	8:05 PM

### MARCH

Saturday	March 5	At	Boston	7:35 PM
Saturday	March 12	At	Pittsburgh	8:05 PM
Sunday	March 13	Home	Toronto	7:05 PM
Thursday	March 17	At	Boston	7:35 PM
Sunday	March 20	At	Washington	1:35 PM
Tuesday	March 22	At	Atlanta	8:05 PM

\*NHL Game of the Week will be carried.

## ACCOMMODATIONS AND MEDIA SERVICES

The Sabres press box is located on the west side of Memorial Auditorium suspended from the ceiling. Telecopy transmitting facilities are located both in the press box during games and in the press interview room after games. The press interview room is located between the Sabres and visitors dressing rooms. It includes work area for both writers and broadcasters.


The press lounge is located on the west (press box) side of the building between Level Two and Level Three, and is open 90 minutes before game time and between periods. It is not open after games.

Application for single game press credentials must be made by 4 PM on game days, and will be filled if and when space is available.

The Sabres will supply dictionaries on request, but disclaim any responsibility for misspellings, mis-quotes or malaprops by writers or broadcasters.

### SABRES MEDIA SERVICE STAFF

Moving Message Programmer — Lee Coppola  
Message System Operators — John Yuskiv, Gerry Magill  
Pre-Game Statistics — Leslie Brinkworth  
Game Statistician — Hank Olejniczak  
Assistants — Sandy Marzullo, Ed Smith, Jack Ksiadz, Dave Schwenkbeck, Ted Jenkins, Mike Schalberg  
Press Lounge — Gene Vaccaro, Don Guercio, John Cerrone



## SABRES' HOMES AWAY FROM HOME

### ATLANTA

Peachtree Plaza  
Peachtree at Cain  
Atlanta, Georgia 30343  
404-659-1400

### BOSTON

Dunfey's Parker House  
Tremont & School Streets  
Boston, Massachusetts 02107  
617-227-8600

### CHICAGO

Chicago Marriott  
8535 West Higgins Road  
Chicago, Illinois 60631  
312-693-4444

### CLEVELAND

Ramada Inn  
24801 Rockside Road  
Bedford Heights, Ohio 44146  
216-439-2500

### COLORADO

Denver Hilton  
1550 Court Place  
Denver, Colorado  
303-893-3333

### DETROIT

Stouffer's Northland Inn  
21000 Northwestern Highway  
Southfield, Michigan 48075  
313-569-4700

### LOS ANGELES

Los Angeles Marriott  
5855 West Century Boulevard  
Los Angeles, California 90045  
213-641-5700

### MINNESOTA

Marriott Inn  
1919 E. 78th at Cedar Avenue  
Bloomington, Minnesota 55420  
612-854-7441

### MONTREAL

Sheraton Mt. Royal Hotel  
1455 Peel Street  
Montreal, Quebec  
514-842-7777

### LONG ISLAND

Holiday Inn of Westbury  
369 Old Country Road  
Westbury, Long Island, N.Y. 11590  
516-997-5000

### NEW YORK

Statler Hilton Hotel  
7th Avenue at 33rd Street  
New York, New York 10001  
212-736-5000

### PHILADELPHIA

Sheraton Airport Inn  
Philadelphia International Airport  
Philadelphia, Pennsylvania 19153  
215-365-4150

### PITTSBURGH

The William Penn  
Mellon Square  
Pittsburgh, Pennsylvania 15230  
412-281-7100

### ST. LOUIS

St. Louis Marriott  
I-70 at Lambert Municipal Airport  
St. Louis, Missouri 63134  
314-423-9700

### VANCOUVER

Hotel Vancouver  
Vancouver 1, British Columbia  
604-684-3131

### WASHINGTON

Holiday Inn  
Capital Beltway  
10000 Baltimore Avenue  
College Park, Maryland 20740  
301-345-6700



19 Convenient offices in greater Buffalo.

1. 17 Court Street—Main Office.
2. 284 Main Street.
3. 694 Fillmore Avenue.
4. 2157 Seneca Street.
5. 274 Elmwood Avenue.
6. 2858 Delaware Avenue, Kenmore.
7. 4248 Delaware Avenue, Tonawanda.
8. Nash Road at Deerfield, N. Tonawanda.
9. 4954 Harlem Road, Snyder.
10. 5223 Sheridan Drive, Williamsville.
11. 8637 Main Street, Clarence.

12. 3871 Union Road, Cheektowaga.
  13. 450 Como Mall, Cheektowaga.
  14. 1219 French Road, Depew.
  15. 4184 Seneca Street, West Seneca.
  16. S. 4955 Chestnut Ridge Road, Orchard Park.
  17. 4239 N. Buffalo Street, Orchard Park.
  18. 1964 Kensington Avenue, Amherst.
  19. 144 Main Street, Lockport.
- Over 150 offices throughout New York State and overseas.

*We'll help you manage your money*

*We'll help you  
manage  
your money...*

*No matter  
where you are.*



**THE BANK OF NEW YORK**  
Western Region

MEMBER FDIC

**Total**

4  
6  
4  
6  
4  
5  
5  
4  
5  
5  
4  
4  
5  
4  
6  
4  
5

10  
12  
13  
15  
14  
14  
2

22  
2  
4  
19  
10  
2  
21