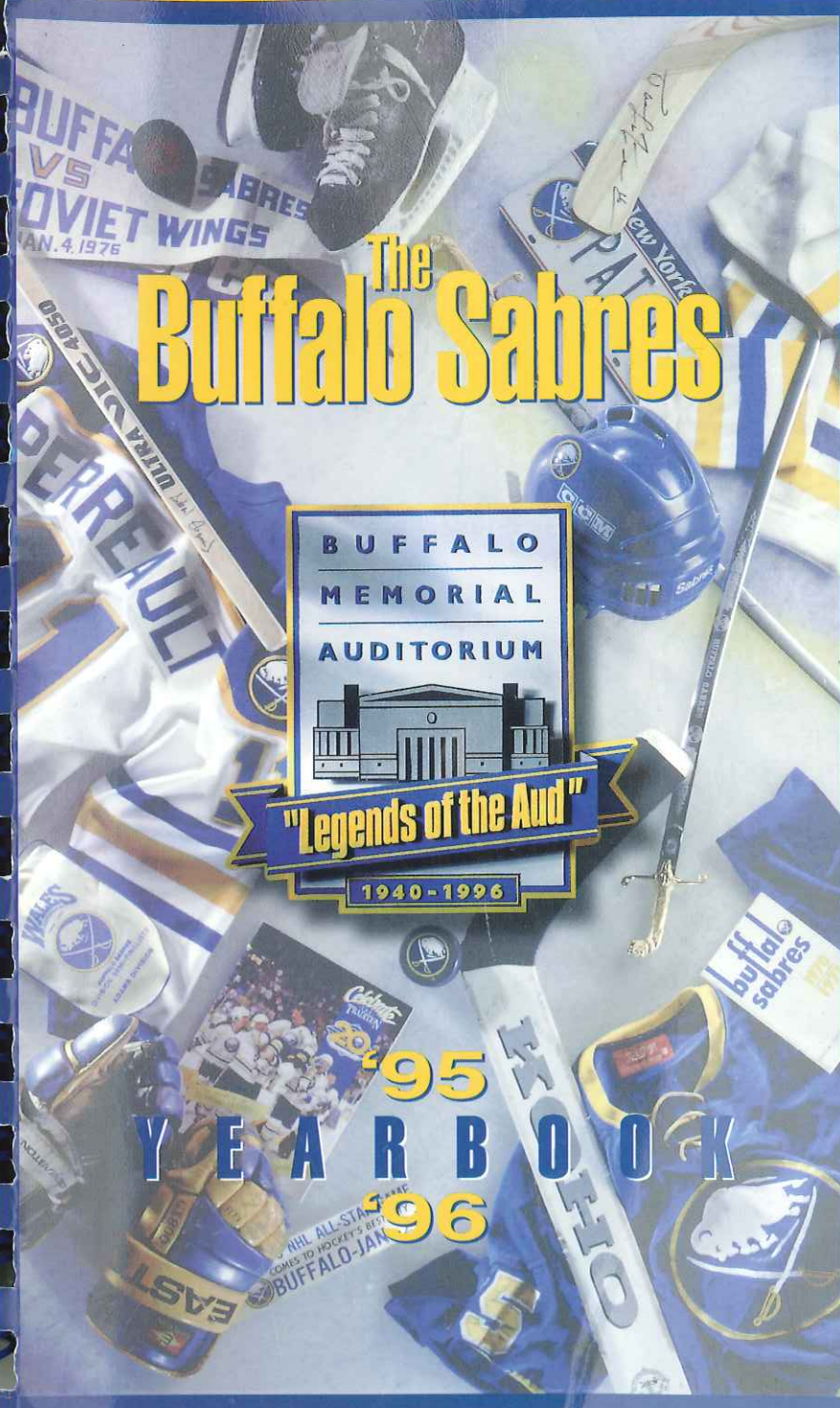


Three way tie
for thirst.



OFFICIAL BEER SPONSOR



© 1996 ANHEUSER-BUSCH, INC., BREWERS OF BUD® ICE BEER/ALE AND BUD® ICE LIGHT, ST. LOUIS, MO

The Buffalo Sabres

Table of Contents

- The Front Office 11
- The Players 31
- The Season Past 109
- Statistics & Records 157
- The Playoffs 209
- Rochester Americans 225
- Buffalo Bisons Hockey 237

Tickets

The Buffalo Sabres' Ticket Office at Memorial Auditorium is located off the Terrace St. lobby. General public window sales take place Monday through Friday from 9 a.m. to 5 p.m., Saturdays from 9 a.m. to 2 p.m., and on gamedays from 9 a.m. through the end of the second intermission. Mail orders also are accepted. Gift certificates and handicapped seating are available from the Sabres' ticket office. To reach the box office, or for season ticket inquiries, fans should call (716) 856-8100.

Fans also may purchase tickets in person at Ticketmaster outlets, including Kaufmann's locations or at Movies Plus video stores in Western New York and Blockbuster Music stores. Outlet sales are on a cash only basis, though purchases may be made on your Kaufmann's charge at their stores.

Customers who wish to use the phone and charge their ticket order through a major credit card can call Ticketmaster at (716) 852-5000. Those in Rochester should call (716) 232-1900, while fans in Canada should call (416) 870-8000. Phone orders are taken Monday through Saturday from 9 a.m. to 10 p.m., and on Sundays from 9 a.m. to 9 p.m. Canadian phone orders are taken 24 hours a day. The Sabres' ticket office no longer accepts phone orders.

No refunds or exchanges are given on any Sabres tickets.

BUFFALO
MEMORIAL
AUDITORIUM



"Legends of the Aud"

1996 PRESS & PHOTOGRAPHY
BUFFALO, NEW YORK
JUNE 22, 1991



1-0 Games	184
All-Star Break, Records at	201
Amateur Hockey	107
American Hockey League Review	229
Attendance Data, Amersks	234
Attendance Data, Sabres	153,188
Awards	153-155

Index

Assistant Coaches, All-time	15
Captains	30
Career Leaders, Americans	234
Career Leaders, Playoffs	218-219
Career Leaders, Regular Season	167-168
Carriere, Larry	20
Coaching Records	15
Club Directory, Buffalo	3
Club Directory, Rochester	226
Community Relations	243
Crossroads, The	8-9
Current Streaks	120
Draft Choices, All-time	102-106
Draft Choices, Statistics of	99
Empty Net Goals	120
Entry Draft Selections, 1995	100-101
Firsts	186
Firsts, Playoff	219
Front Office Staff	24-27
Game Records, Team	172-173
Goaltending, All-time	162
Goaltending, Playoff	217
Goaltending Wins Against, All-time	183
Hall of Fame, Sabres'	12
Hat Tricks, Sabres & Opponents	177-180
Hockey Department	23
Home and Road Records, All-time	187
Home and Road Scoring, 1994-95	118
Hotline	5
Individual Records, Game	171
Individual Records, Season and Career	169-170
Knox III, Seymour H.	12
Korn, Mitch	19
Last Streak	151
Last Time/Leads and Deficits	150
Last 10 Games vs. Each Team	148
Last Win Against Each Team	123-147
Lasts	151
Leads and Deficits	150
Lever, Don	17
Luce, Don	21
Man-games Lost to Injury	122
Martin, Terry	18
McKenney, Doug	19
Media Information	5
Medical Glossary	28-30
Memorial Auditorium	6-7



Moss, Doug	13
Muckler, John	14
NHL Directory	206
NHL Leaders and Award Winners, 1994-95	115-116
NHL Notes of Interest	207
NHL Standings, 1994-95	115
Nolan, Ted	16
One-Season Leaders	163-165
Overtime Goals	176
Overtime History, Playoffs	224
Overtime Record vs Teams, Career	148
Penalty Shots, Buffalo and Opponents	175
Player Biographies	34-98
Playoff Results, All-time	210-212
Playoff Scoring, 1995	213
Preseason, All-Time Results	111
Preseason, 1994 Results	110
Preseason, 1995 Schedule	111
Preseason, 1994 Scoring	110
Radio-Television Information	27, 242
Records, All-time by Team	121-122
Records, Americans'	231-232
Records, Individual Playoff	220-221
Records, Team Playoff	222-223
Records by Day and Month	152
Records by Month, Best & Worst	152
Records by Year, Americans'	233
Records by Year, Sabres'	187
Regular Season Records, Team, 1994-95	149
Regular Season Scoring, 1994-95	117
Schedule, Americans'	235
Scores, 1994-95	113-114
Scoring, All-time Playoff	215-217
Scoring, All-time Regular Season	158-162
Scoring, Amersks' Regular Season	228
Scoring, Amersks' Playoff	230
Scoring by Halves of Season, 1994-95	119
Scoring Leaders of Opponents, All-time	170
Scoring Leaders of Opponents, Playoffs	218
Season Openers	185
Season Records, Team & Individual	173-174
Shutouts, Sabres' and Opponents	181-183
Special Game Days	173, 186
Special Teams Statistics, All-time	188
Team-vs-Team Statistics, 1994-95	123-147
Team-vs-Team Statistics, Playoffs	214
Tortorella, John	227
Training Camp Roster	32-33
Transactions, 1994-95	112
Transactions, All-time	201-204
Uniform Numbers	204-205
Wins and Losses, Biggest	171
Won-Loss Records, Goalies	184
Year-by-year Sabres' scoring	189-200
Yearly Leaders	166

Editors: Bruce Wawrzyniak and Jeff Holbrook
Special Thanks: Tom Quinlan
Photography: Bill Wippert, Harry Scull, Jr.

BOARD OF DIRECTORS
Chairman of the Board
 Seymour H. Knox III
Vice-Chairman of the Board and Counsel
 Robert O. Swados
Vice-Chairman of the Board
 Robert E. Rich, Jr.
Treasurer
 Joseph T.J. Stewart
Board of Directors -
Niagara Frontier Hockey L.P.
(includes above listed officers)
 Edwin C. Andrews, Peter C. Andrews,
 George L. Collins, Jr. M.D., William C.
 Cox III, John B. Fisher, George T.
 Gregory, John E. Houghton, Seymour H.
 Knox IV, John J. Rigas, Michael J. Rigas,
 Richard W. Rupp, Howard T. Saperston,
 Jr., Paul A. Schoellkopf, George
 Strawbridge, Jr., William H. Weeks

ADMINISTRATION
President/CEO
 Douglas G. Moss
Assistant to the President
 Seymour H. Knox, IV
Senior Vice-President/Administration
 George Berganz
Senior Vice-President/Legal and Business Affairs
 Kevin Billett
Vice President/Finance and Chief Financial Officer
 Dan DiPofi
Vice President/Sales and Marketing
 Jeff Eisenberg
Consultant
 Northrup R. Knox
Administrative Assistants:
President
 Elaine Burzynski
General Manager
 Cindy Zorker
Administration
 Yerna B. Wojcik
Receptionists
 Olive Anticola, Evelyn Battleson

HOCKEY DEPARTMENT
General Manager
 John Muckler
Assistant to the General Manager
 Larry Carriere
Director of Player Personnel
 Don Luce
Head Coach
 Ted Nolan
Associate Coach
 Don Lever
Assistant Coach
 Terry Martin
Strength & Conditioning Coach
 Doug McKenzie
Goaltender Consultant
 Mitch Korn
Scouting Consultant
 Rudy Migay
Scouting Staff
 Don Barrie, Jim Benning, Jack Bowman,
 Ross Mahoney, Paul Merritt, Mike Racicot,
 Gleb Tchisnyakov

TRAINING/MEDICAL
Head Athletic Trainer
 Jim Pizzutelli
Trainer
 Rip Simonick
Equipment Supervisor
 George Babcock
Club Doctor
 John L. Butsch, M.D.
Orthopedic Consultant
 John Marzo, M.D.
Club Dentist
 Daniel Yustin, DDS, M.S.

Team Psychologists
 Max Offenberger, Ph.D. & Dan Smith, Ph.D.
PUBLIC RELATIONS
Director of Public Relations
 Jeff Holbrook
Director of Information
 Bruce Wawrzyniak
Media Relations Assistant
 Gil Chorbajian
Administrative Assistant
 Ann Miller
SALES & MARKETING
Director of Ticket Operations
 John Sinclair
Ticket Administrators
 Paul Barker, Jennifer Glowny, Christopher
 Makowski, Rose Thompson
Director of Sales and Marketing/ Suite and Club Seating
 Karen Marsch
Administrative Assistant
 Melinda Lucier
Manager of Telemarketing Operations
 Chris Barlow
Director of Ticket Sales
 Marc Morgan
Account Services Representatives
 Dave Forman, Jr.
 Sue Smith, Mike Tout
Area Sales Managers
 Jeffrey Krebs, Jim Meissner, Gary Rabinowitz
Director of Community Relations
 Ken Martin, Jr.
Community Relations Coordinator
 Deidre Daniels
Administrative Assistant
 Barb Blendowski
Director of Alumni Relations
 Larry Playfair
Director of Merchandising
 Julie Scully
Merchandise Manager
 Mike Kaminska
Distribution Manager
 Gerry Magill
Empire Sports Sales:
Vice-President/Advertising
 Kerry Atkinson
Administrative Assistant
 Stephanie LeMaitre
Director of Broadcast Sales
 Jim DiMino
Senior Account Manager
 Nick DiVico
Account Managers
 Nick Turano, Matt Spath, Dan Rozanski,
 Jim Harrington
Sales Assistant
 Len Synor
Traffic Manager
 Cheryl Reukauf
Assistant Traffic Manager
 Terese Schmidle

OPERATIONS & PROMOTIONS
Director of Operations & Promotions
 Stan Makowski, Jr.
Promotions Manager
 Matt Rabinowitz
Administrative Assistant
 Pat Chimera
Public Address Announcer
 Milt Ellis
FINANCE
Director of Finance
 John Cudmore
Assistant Finance Coordinator
 Elizabeth McParland
Director of MIS
 Ken Bass

Accounting Manager
 Chris Ivansitz
Finance Assistants
 Birgid Haensel, Mary Jones, Sally Lippert,
 Toni Jaruszewski
SABRELAND
Manager
 Cliff Smith
CROSSROADS ARENA CORPORATION
Executive Vice-President
 Larry Quinn
Project Director
 Carolyn Hoyt
Administrative Assistants
 Donna Webb, Debbie Driscoll
Project Accountant
 Scott Haima

Club Directory

LEGAL
Associate Counsel
 Helen ("Nellie") A. Drew
Administrative Assistants
 Eleanore Mackenzie, Karen Young
TV & RADIO
Director of Broadcast Services
 Jennifer Smith
Administrative Assistant
 Lisa Tetzlo
Television Producer - Live Telecasts
 Doug Walton
Television Director - Live Telecasts
 Phil Mollica
Television Producer - Marquee Programming
 Tim Melligan
Production Manager
 Joe Guarneri
Associate Producer/Videographer
 Martin McCreary
Consultant
 Gord Cutler
TV Stations
 Empire Sports Network, WUTV Fox 29
TV Broadcast Team:
 Rick Jeanneret (play-by-play), Jim Lorentz
 (color commentary), Barry Buetel (host)
Radio Flagship Stations
 WWKB AM-1520 & CJRN AM-710
Radio Broadcast Team
 Pete Weber (play-by-play), Danny Gare
 (color commentary), Dave Miller (host/
 producer)
GENERAL INFORMATION
Telephone/Executive Offices
 (716) 856-7300
(Outside Buffalo area, including Canada)
 (800) 333-PUCK
Season and Group Sales
 (716) 856-8100
Home Ice/Executive Offices
 Memorial Auditorium
Capacity Including Standing Room
Areas and Executive Boxes
 16,230
Dimensions of Rink
 193 feet by 84 feet
Location of Press Box
 Suspended from ceiling on west side.
Training Camp/Practice Site
 Sabreland - Wheatfield, NY
Uniforms
Home: White base with blue and gold trim
Road: Blue base with gold trim
AHL Affiliate
 Rochester Americans

Buffalo Sabres 1995-1996

SEPTEMBER '95

SUN	MON	TUE	WED	THU	FRI	SAT
					1	2
3	4	5	6	7	8	9
10	11	12	13	14	15	16
17*	18	19	20*	21	22	23*
STL▲			TOR(ONT)			PIT(CLV)
24*	25	26*	27*	28	29	30
PIT▲		WSH(MLD)	WSH(CHI)			

OCTOBER '95

1	2*	3*	4	5	6	7
	TOR	STL				OTT▲
8	9**	10	11	12	13	14
	BOS▲				ANA▲	
15	16	17	18	19	20	21
NJ▲			EDM		NVR▲	
22	23	24	25	26	27	28
STL▲		DAL▲			COL▲	
29	30	31				
CHI▲						

NOVEMBER '95

			1	2	3	4
			DET▲		PIT▲	
5	6	7	8	9	10	11
WIN			SJ▲			FLA▲
12	13	14	15	16	17	18**
TB▲			DAL▲			NJ●
19	20	21	22	23	24	25
OTT					NVI	PIT▲
26	27	28	29	30		
	STL▲		NVR▲			

DECEMBER '95

				1	2
				HAR	BOS▲
3	4	5	6	7	8
				PHI▲	WSH▲
10	11	12	13	14	15
			COL▲		NVR▲
17	18	19	20	21	22
			MTL▲		BOS▲
24/31	25	26	27	28	29
NVI▲		PIT	OTT		CHI▲

All games on
EMPIRE 1520 AM
 CJRN 710 Radio Niagara
 Empire Simulcast on **FOX 29** 5:00 PM
 NIL on FOX

Tune in to Empire for the pregame show "Sabres Cameright" 1/2 hour prior to games. "Live From the Aud" follows all home games and "Hockey Hotline" follows all away games. Also watch for "In the Zone" and "Breakaway" coming to Empire. Regular season home game starting times: Sundays - 7:05 p.m. (except as noted and April 14 - 8:05 p.m.), Wednesdays & Fridays - 7:35 p.m., afternoon games - 3:05 p.m.

JANUARY '96

	1	2	3	4	5	6
					TOR▲	MTL▲
7	8	9	10	11	12	13
			NVR▲		CGY▲	EDM▲
14	15	16	17	18	19	20
			PIT▲			
21	22	23	24	25	26	27
			HAR▲		WSH▲	FLA▲
28	29	30	31			
		NVI▲	FLA			

FEBRUARY '96

				1	2	3**
						BOS
4**	5	6	7	8	9	10
TB●			BOS▲	PHI▲		TOR▲
11	12	13	14	15	16	17
			LA		NJ▲	HAR
18	19	20	21	22	23	24
			PIT▲		PHI	
25	26	27	28	29		
FLA▲			OTT▲			

MARCH '96

					1	2
					NVR▲	
3**	4	5	6	7	8	9
VAN●			VAN▲		ANA▲	
10	11	12	13	14	15	16
SJ▲			LA●		CAL	HAR▲
17	18	19	20	21	22	23
	MTL▲				MTL▲	PIT▲
24/31	25	26	27	28	29	30
BOS			DET▲		PHI	

APRIL '96

	1	2	3	4	5	6
	MTL▲		WSH▲		TB	NVI▲
7	8	9	10	11	12	13
			OTT▲			WSH
14	15	16	17	18	19	20
HAR▲						
21	22	23	24	25	26	27
28	29	30				

*Denotes preseason game **Denotes afternoon game
 ■ HOME GAMES ■ AWAY GAMES

Requests for information should be directed to the Sabres' Public Relations Department, Buffalo Sabres, Memorial Auditorium, 140 Main St., Buffalo, NY 14202. The phone number is (716) 856-7300, ext. 250. Fax transmissions can be sent to (716) 856-2104 or 856-3213.

Season passes are available only to those media members who cover the team on a regular basis. Those who need media credentials for an individual game should contact Jeff Holbrook (ext. 442), Bruce Wawrzyniak (ext. 221), or Gil Chorbajian (ext. 279) by 5 p.m. the day before a game, and by 5 p.m. on Friday before a Sunday game. Requests for individual game seating may be asked to be provided on your media outlet's letterhead (via fax). Furthermore, free-lance photographers will be admitted on an assignment-only basis, which must come from the photo editor. Press box seats are filled on a space-available basis.

The media entrance to Memorial Auditorium during Sabres' games is located on the Pearl Street side of the building at street level. Pearl St. runs along the west side of the Aud. There is no media parking area.

All requests for pre-game (such as live shots for newscasts at the dinner hour) and intermission interviews must be given to the public relations department by the pre-game skate that morning.

Press credentials can be picked up before 5:30 p.m.

on game days from the public relations department. After the start of the game, credentials will be held at the main office for late-arriving media members. However, admittance privileges to the press box, lounge, and working facilities will be suspended until the tardy individual can produce a memento from each of the 25 seasons the Sabres have played in The Aud.

The Sabres' press lounge opens two hours before game time. It is located at the northeast end of the Auditorium between the second and third level (near the city office, which is Suite B, and the Buffalo Blizzard soccer office). Use Terrace St. lobby/Main St. side staircase (opposite elevators).

To reach the press box, take escalators on the west side of the building to the fifth and highest level, or take Terrace St. lobby elevator to "Suite Level." The entrance ramp is about 25 feet beyond and a few steps below the end of the escalator. Credentials should be displayed for admission to the press box, press lounge and dressing room areas. YOUR COOPERATION IS APPRECIATED IN MAINTAINING A WORKING ATMOSPHERE IN THE LOCKER ROOM(S). NO AUTOGRAPH REQUESTS PLEASE.

Smoking is prohibited in both the press lounge and the press box. There are designated smoking areas throughout the auditorium.

A limited amount of credit card phones are available for use, as well as one pay phone.

Most practices will be held at Sabreland, the Sabres' practice facility on Niagara Falls Boulevard in Wheatfield. Practices are open to the media, and reporters should contact the public relations department to verify times.

Media Information

DIRECTIONS TO MEMORIAL AUDITORIUM

Memorial Auditorium is at the intersection of Main and Terrace Streets in downtown Buffalo. Visitors to the city can come to the Aud by traveling on Interstate 190 and using the Elm Street exit. Take a left on Swan Street, then take a left on Pearl Street. The Aud is located two blocks down Pearl St. at Lower Terrace. There are several parking lots in that area. For more detailed information, contact the Sabres at (716) 856-7300 or (800) 333-PUCK.

DIRECTIONS TO SABRELAND

(coming from Greater Buffalo International Airport)

Turn right out of airport onto Genesee Street (stay in right hand lane). Go to Dick Road and turn right (get immediately into left hand lane). First left is entrance to Kensington Expressway (33 West). Take Kensington to first entrance to I-90. Get off I-90 at exit 50 for the 290 West (Niagara Falls). Take the 290 West to the Niagara Falls Boulevard exit, staying in the right hand lane on the exit ramp. Turn right at the light at the end of the exit ramp (onto Niagara Falls Boulevard) and proceed 5.5 miles to Sabreland (3385 Niagara Falls Blvd.), which will be on the right hand side.

Sabre Fact

The Sabres' Hotline Update works 24 hours a day and contains the latest information on the team, coming events and ticket information. The number is (716) 856-7300.

Address: 140 Main St., Buffalo, NY 14202.

Seating Capacity: 15,941

Capacity Including Standing Room Areas and Executive Boxes: 16,230.

Building Authorization Date: October 30, 1938 (President Franklin Roosevelt signed his approval of the project on that date).

Groundbreaking: December 19, 1938.

Dedication Ceremonies: October 14, 1940.

Memorial Auditorium

First Event: Rally for Republican Presidential Candidate Wendell Wilkie on October 15, 1940.

First National Hockey League Game: October 15, 1970 (Buffalo Sabres vs. Montreal Canadiens).

Roof Raised for Balcony: May 27, 1971.

NHL Special Events Site: NHL All-Star Game, January 24, 1978; Annual Congress and Entry Draft, June 22, 1991

Modern Renovations: Summer 1990 (installation of air-conditioning, elevator, additional handicapped accessible seating, roof repairs)

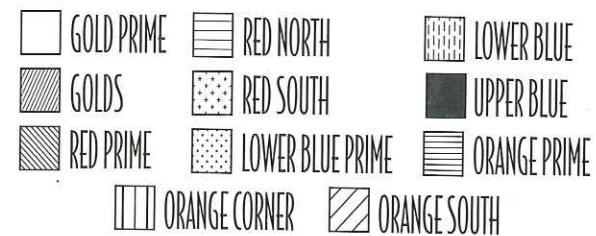
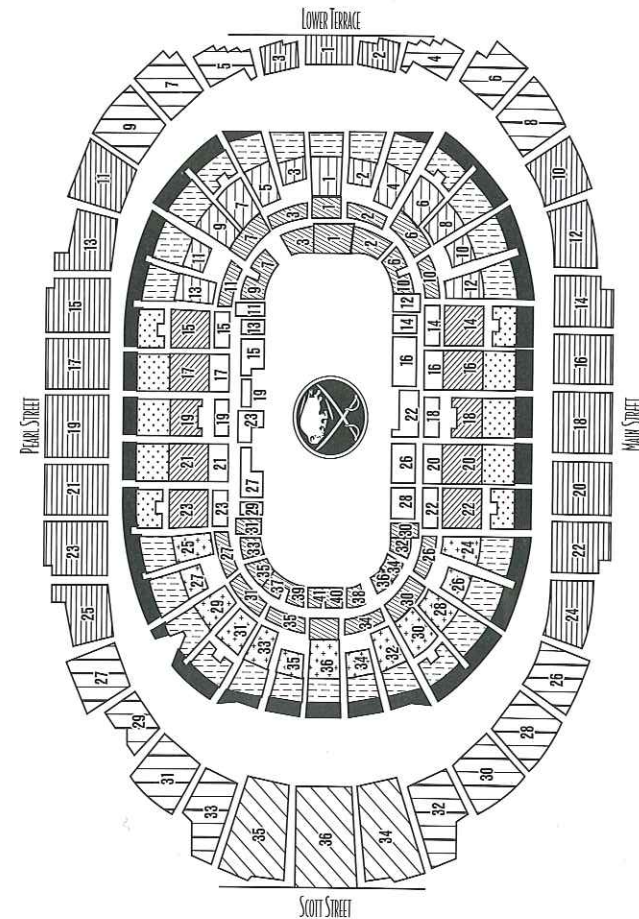
Dimensions of Rink: 193 feet by 84 feet.

Location of Press Box: Suspended from ceiling on West Side.



6


Aud Seating Diagram



7

Crossroads Arena

Sports & Entertainment Complex



Opening: October, 1996

Location: At the foot of Main St. and South Park Ave. on the Buffalo waterfront, diagonally behind Memorial Auditorium.

Seating capacity: 19,500 for hockey, lacrosse, and soccer
21,000 for basketball
21,500 for concerts

Cost: \$127 million

Project Architects:

- Ellerbe Becket
- Bergmann • Espacio/Hamilton Houston Lownie
- Flynn Battaglia Architects
- Buffalo Office Interiors/Hovey-Nardini Architects
- Gordon Architects/Planners

Features:

- Four seating levels, including 2,400 club level seats located one level below the suites. These seats will also have direct access to weather-protected structured parking, concierge and food & beverage service, with ordering done in-seat via computer, and a private club overlooking the ice.
- 80 mid-level suites connected to structured parking, with concierge and food and beverage service.
- A new "Aud Club" with seating of up to 1,000 people.
- Video scoreboard
- Food courts
- Sabres team store
- Sports bar
- 150-seat press box



From the heart of the city's waterfront, Crossroads Arena will bring the best of sports and entertainment to Buffalo! In addition to the Sabres, the Buffalo Bandits of the Major Indoor Lacrosse League, and the National Professional Soccer League's Buffalo Blizzard, Crossroads Arena will also host collegiate basketball, tennis, concerts, the circus, ice shows and other family entertainment events. The arena is expected to host over 125 events during the first year of operation.

The new Crossroads Arena will provide fans with better viewing of all events, more comfortable seating, and dining and retail businesses that will make for an enjoyable visit year round. The new Arena will also have plenty of parking. The Pavilion Building will be an exciting part of Crossroads and serve as the main entrance to the Arena. An expansive space, the Pavilion will be an exciting place to meet friends before an event or a great spot for a bite to eat any time. Food courts on the 100 & 300 levels will offer a wide selection of culinary delights and the Crossroads Sports Bar will overlook the Pavilion and is certain to become an exciting spot for sports and non-sports fans alike!

The Crossroads Arena project is a unique private-public venture with private sources providing \$67.5 million in financing and New York State, Erie County, and the City of Buffalo an additional \$55 million. The Crossroads will bring 1.5 million people to downtown Buffalo each year.

For information on The Crossroads, please contact one of the following for:

Ticket information: Buffalo Sabres ticket office, (716) 856-8100.

Suite and Club Seat Sales: Karen Marsch, (716) 856-7300, ext. 420.

Project information: (716) 856-7300, ext. 275.



DEBBIE DRISCOLL
Administrative Assistant



SCOTT HAIMA
Project Accountant



CAROLYN HOYT
Project Director



LARRY QUINN
Executive
Vice-President



Learn What *Value* Is All About.

At Your Local Chevrolet/Geo Dealer

Angola Catalano Motors	Dunkirk Dutch Bertges Chevrolet	Olean Meyer Barnard Chevrolet-Geo
Arcade Martin Bros. Chevrolet-Geo	Eden West-Herr Chevrolet-Geo	Orchard Park Daniel's Chevrolet-Geo
Batavia Ken Barrett Chevrolet-Geo	Fredonia Hank Bokman Chevrolet-Geo	Port Allegany, PA Bidwell Chevrolet-Geo
Boston Emerling Chevrolet-Geo	Grand Island Calabro Chevrolet-Geo	Ransomville Bob Krueger Chevrolet
Bradford, PA Edmond Chevrolet-Geo	Hamburg Jack Adkins Chevrolet-Geo	Springville Johnson Boys Chevrolet-Geo
Cheektowaga Keller Chevrolet-Geo	Jamestown Ed Shults Chevrolet-Geo	West Seneca Gilligly Chevrolet-Geo
Clymer Cordia Chevrolet-Geo	Kenmore Paddock Chevrolet-Geo	Wellsville Preston Auto Truck Center
Collins Steve Baldo Chevrolet-Geo	Lockport Dave Heinrich Chevrolet-Geo	Westfield LaPorte Chevrolet-Geo
Depew Joe Basil Chevrolet-Geo	North Tonawanda Flanigan Chevrolet-Geo	Williamsville Glen Campbell Chevrolet-Geo



the
**Front
Office**





Chairman of the Board

In addition to being a member of the Greater Buffalo Sports Hall of Fame, Seymour H. Knox, III is also a member of the Hockey Hall of Fame. His November 1993 induction into the latter was in the Builders' Category. Mr. Knox has been exactly that, a builder, since the day he and his brother Northrup were granted an NHL franchise. He has provided the hockey fans of Western New York and Southern Ontario with the NHL's fifth most successful team in terms of winning percentage. He has also helped add major indoor lacrosse league and soccer franchises for the region's sports fans. Now his efforts are continuing towards the 21st century with a new state-of-the-art sports and entertainment complex on the waterfront, Crossroads Arena. Construction is in

Seymour H. Knox, III

full swing, the financial closing has taken place, and Mr. Knox and the Sabres are confident that the team will take to their new ice for the opening of the 1996-97 season.

Mr. Knox also represents the Sabres as Club Governor on the National Hockey League Board of Governors. In addition, he is a Director of Pratt and Lambert United Inc. and the Woolworth Corporation. Furthermore, he is President of the Buffalo Fine Arts Academy and serves as a member of the Board of Trustees of the YMCA of Greater Buffalo and is an Honorary Trustee of the Buffalo General Hospital. His brother Northrup, Chairman of the Board of Marine Midland Bank, remains a Consultant to the team since his May 1988 resignation as Sabres' President. Son Seymour H. Knox, IV serves in the capacity of Assistant to the President and the Sabres' Alternate Governor of the NHL, and is a member of the Partnership Board of NFHMC.

The Knox brothers first made an attempt to bring the NHL to Buffalo when they applied for a franchise in September of 1965. When the city was passed over in the 1967 league expansion, Seymour and Northrup signed a contract in 1968 to purchase the Oakland franchise with the intent of moving it to Buffalo. The NHL Board of Governors decided to keep the Seals in Oakland. However, the Knox brothers continued to work towards their goal. Finally, their efforts were rewarded on December 2, 1969, when the city was granted an expansion franchise for the 1970-71 season.

Seymour and his wife, Jean, reside in East Aurora and have four children and five grandchildren.

Sabre Fact

The members of the Buffalo Sabres' Hall of Fame are Gilbert Perreault, Richard Martin, Rene Robert, George "Punch" Imlach, Fred Hunt, Frank Christie, Tim Horton, Roger Crozier, Don Luce, Craig Ramsay, David Forman, Ted Darling, Danny Gare, and Robert O. Swados. Jim Schoenfeld has also been elected and is expected to be inducted during the 1995-96 season.

President/CEO

When the Buffalo Sabres announced on November 11, 1994 that Doug Moss would come on board as the team's new President/CEO on December 19, it marked the first time in club history that someone with a last name other than Knox would be the team's President. Seymour H. Knox III and his brother Norty had, until then, been the only two men to hold the title. Thus the significance of the announcement. Especially considering the important demands that would be made on the new president.

Moss's role was defined as supervising all of the Sabres' operations, including the American Hockey League affiliate Rochester Americans, as well as Crossroads Arena, the new 20,000 seat home in which the team will begin play in October of 1996. His background has him prepared for the coming season, the first full NHL season for him as President, as well as the new era ahead, as evidenced by the pinnacle of his years of hard work, a Stanley Cup ring. When the New York Rangers won the NHL's top prize in 1994, Moss was there in the role of President of Madison Square Garden Network, a position he'd held since 1992. He'd actually begun working for that company in January of 1986 as Vice President of Advertising Sales. Prior to his MSG tenure, Moss served as General Sales Manager of Cable Networks, Inc. of New York City.

Now he's with a different team in a different role in a different city but with the same goal - looking for a second ring.



Douglas G. Moss

Administration



ROBERT O. SWADOS
Vice-Chairman of the Board and Counsel



ROBERT E. RICH, JR.
Vice-Chairman of the Board



SEYMOUR H. KNOX, IV
Assistant to the President



GEORGE BERGANTZ
Senior Vice-President/ Administration




KEVIN BILLET
Senior Vice-President/ Legal and Business Affairs



DANIEL J. DIPOFI
Vice-President/Finance and Chief Financial Officer



JEFF EISENBERG
Vice-President/Sales and Marketing



General Manager

John Muckler has just about done it all over his long career in hockey. Yet the 1995-96 National Hockey League season will mark an entry into uncharted waters for him as the team's head coach for the last three and a half seasons settles in to the sole title and responsibilities of General Manager.

In the June 13 announcement, Muckler noted that "this important decision has been made so that I may devote the necessary time and energy to the numerous challenges that face the Buffalo Sabres organization in today's NHL world. Some of these responsibilities include player evaluation and development."

The type of work which can be expected to be seen from him in player development can be exemplified in such moves he's already initiated

over the last two years as G.M. (while also serving as coach). They include acquiring defensemen Craig Muni, Doug Houda, Alexei Zhitnik, Charlie Huddy, Garry Galley, and Mike Wilson, and center Mike Peca, as well as producing draft picks such as Wayne Primeau, Curtis Brown, Rumun Ndur, Martin Biron, and Jay McKee. Muckler also put his stamp on those two seasons by building a defense corps that helped earn the '93-'94 Sabre goaltenders the Jennings Trophy for fewest goals allowed. The squad finished third in the running for this past season's trophy. Furthermore, the defensive-minded Sabres set a new team record in '93-'94 for short-handed goals in one season by totaling 21, second in the NHL in that category. And the short-handed units had a success rate which ranked them tied for first in the league at season's end. On the flip side, the power play also sparkled, finishing second overall. The '94-'95 edition finished tied for the league lead in short-handed goals with 13 on the shortened 48-game season.

"Muck" leaves behind a career Buffalo coaching record of 125-109-34 during regular season play. Those 268 games stand second on the team's all-time list for games coached. He posted an overall NHL career coaching record of 206-197-60.

Muckler was hired as the Director of Hockey Operations in the summer of '91 and took over as coach in December of that season. His first full season behind the Buffalo bench came in '92-'93 when he helped accomplish Buffalo's first appearance in the second round of the playoffs since 1983. John had the G.M.'s duties added to his title in the summer of 1993.

In two seasons as head coach in Edmonton prior to joining the Sabres, Muckler led the Oilers to the Stanley Cup during the 1989-90 season, and his other season the Oilers reached the Conference Finals.

John's coaching resume also includes three appearances on the coaching staff at the NHL All-Star game (one as head coach - his team won that game, two as co-coach), co-coaching tournament champion Canada in the 1984 Canada Cup and assistant coach of their 1987 championship team, and his recent election to the Brantford Hall of Fame in Ontario. He is also in the Paris (Ontario) Hall of Fame, which includes such hockey names as Syl Apps.

Muckler had first joined the Edmonton organization in 1981, serving as coach of Wichita in the Central Hockey League. He was promoted to assistant coach of the Oilers in 1982 and was named co-coach under Glen Sather in 1985-86. Muckler received a great deal of the credit for Edmonton's capture of four other Stanley Cups in the 80's.

He started his coaching career in 1959 as head coach of the New York Rovers of the EHL. His 1964-65 Long Island team won the EHL championship and he was named Coach of the Year. In 1966, Muckler was named director of player personnel with the New York Rangers. That was followed by a six-year association as General Manager (and sometimes coach) of affiliates in the Minnesota North Stars' organization. He switched back to the Rangers' organization to coach their top affiliate in Providence for four seasons, one of which (1973-74) saw him take his team to the Calder Cup Finals and another (1974-75) that garnered the regular season title for Providence and Coach of the Year honors for him. Muckler joined Vancouver as General Manager and Coach of their minor league affiliate in Dallas in 1979 - winning the CHL Championship and Coach of the Year honors, as well as being named Minor League Coach of the Year by "The Hockey News" - and the following year became their professional scout before moving to the Oilers.

John, and his wife Audrey have one son, John, and four daughters: Cindy, Karen, Tracy, and Jenny.

John Muckler

All-Time Coaching Records

Coach	Games	Won-Lost-Tied	Pct.
Floyd Smith - 5/74 to 5/77	241	143 - 62 - 36	.668
Roger Neilson - 10/80 to 5/81	80	39 - 20 - 21	.618
Marcel Pronovost - 10/77 to 12/78	104	52 - 29 - 23	.611
Scott Bowman - 6/79 to 5/80, 10/81 to 12/81, 3/82 to 5/85, 1/86 to 11/86	404	210 - 134 - 60	.594
Billy Inglis - 12/78 to 6/79	56	28 - 18 - 10	.589
Jim Roberts - 12/81 to 3/82	45	21 - 16 - 8	.555
Rick Dudley - 10/89 to 12/91	188	85 - 72 - 31	.535
John Muckler - 12/91 to 7/95	268	125 - 109 - 34	.530
Ted Sator - 12/86 to 4/89	207	96 - 89 - 22	.517
Jim Schoenfeld - 6/85 to 1/86	43	19 - 19 - 5	.500
Joe Crozier - 1/72 to 5/74	192	77 - 80 - 35	.492
Punch Imlach - 10/70 to 1/72	119	32 - 62 - 25	.378
Craig Ramsay - 11/86 to 12/86	21	4 - 15 - 2	.238

All-Time Coaching Records in Playoffs

Coach	Games	Won-Lost-Tied	Pct.
Scott Bowman - 1980, 1982, 1983, 1984 & 1985	36	18 - 18	.500
Floyd Smith - 1975, 1976, 1977	32	16 - 16	.500
Roger Neilson - 1981	8	4 - 4	.500
John Muckler - 1992, 1993, 1994, 1995	27	11 - 16	.407
Marcel Pronovost - 1978	8	3 - 5	.375
Rick Dudley - 1990, 1991	12	4 - 8	.333
Joe Crozier - 1973	6	2 - 4	.333
Billy Inglis - 1979	3	1 - 2	.333
Ted Sator - 1988, 1989	11	3 - 8	.273

Sabre Fact

The following people have served as assistant coaches for the Sabres:

Roger Neilson - 1979-80	Jim Roberts - 1979-80 to 1983-84
Ron Smith - 1980-81	Nick Polano - 1981-82
Red Berenson - 1982-83 to 1983-84	Joe Crozier - 1984-85
Craig Ramsay - 1984-85 to 1986-87	Barry Smith - 1985-86 to 1988-89
Don Lever - 1987-88 to 1989-90, & 1992-93 to present	John Tortorella - 1989-90 to 1994-95
John Van Boxmeer - 1990-91 to 1991-92	



Head Coach

Fans looking at the Buffalo bench this season have a new face to look at in Ted Nolan. Only, he'll be standing behind the bench, not sitting on it. Nolan was named the 14th person in team history to coach the Sabres when General Manager John Muckler made the July 18 announcement.

The move for Nolan came just 13 months after having been named as an assistant coach with the Hartford Whalers.

It comes as no surprise that just over a year after Nolan got his first position on an NHL coaching staff he already secures his first head coaching job. The 37-year old built a successful resume in junior hockey, guiding the 1992-93 Sault Ste. Marie Greyhounds of the Ontario Hockey League to the Memorial Cup championship, after having taken that team to the OHL title the two years prior.

An Ojibway Indian, he is no stranger to the NHL however, or the Sabres' organization for that matter. Nolan played 78 NHL games over the course of five seasons with Detroit and Pittsburgh from 1981-82 to 1985-86 after the Red Wings had made him their seventh draft choice (78th overall) in 1978. In between those two cities, Theodore John (Ted) Nolan had ties to Buffalo when he was signed as a free agent on March 7, 1985 by the Sabres, who sold his rights to the Penguins just over six months later. He also spent the entire 1984-85 season as a player with Rochester, being named team captain at the halfway mark of the season. His AHL days also included a Calder Cup championship while playing for Adirondack. In the final year of his NHL playing career ('85-'86), he played in Pittsburgh with current Sabres Doug Bodger and Dave Hannan, as well as Penguin star Mario Lemieux.

One of 12 children (he has six brothers and five sisters), Ted is married to Sandra. They have two children, sons Brandon and Jordan.

Ted Nolan

Coaching Record

Season	Team (League)	Reg. Sea.	Notes
1988-89	S.S. Marie (OHL)	12-25-1	
1989-90	S.S. Marie (OHL)	18-42-6	
1990-91	S.S. Marie (OHL)	42-21-3	OHL Second All-Star Team Coach & Runner-up, OHL Coach of the Year
1991-92	S.S. Marie (OHL)	41-19-6	OHL Champions, CHL All-Star Team (East) Co-Coach
1992-93	S.S. Marie (OHL)	38-23-5	OHL Champions, CHL All-Star Team (East) Co-Coach
1993-94	S.S. Marie (OHL)	35-24-7	Memorial Cup Champions
1994-95	Hartford (NHL)		Assistant Coach

Playing Career

Season	Team	League	REGULAR SEASON				PLAYOFFS								
			GP	G	A	PTS	PIM	GP	G	A	PTS	PIM			
1976-77	S.S. Marie	OHA	60	8	16	24	109								
1977-78	S.S. Marie	OHA	66	14	30	44	106	13	1	3	4	20			
1978-79	Kansas City	CHL	73	12	38	50	66	4	1	2	3	0			
1979-80	Adirondack	AHL	75	16	24	40	106	5	0	1	1	0			
1980-81	Adirondack	AHL	76	22	28	50	86	18	6	10	16	11			
1981-82	Adirondack	AHL	39	12	18	30	81								
	Detroit	NHL	41	4	13	17	45								
1982-83	Adirondack	AHL	78	24	40	64	103	6	2	5	7	14			
1983-84	Detroit	NHL	19	1	2	3	26								
	Adirondack	AHL	31	10	16	26	76	7	2	3	5	18			
1984-85	Rochester	AHL	65	28	34	62	152	5	4	0	4	18			
1985-86	Pittsburgh	NHL	18	1	1	2	34								
	Baltimore	AHL	10	4	4	8	19								
NHL TOTALS			78	6	16	22	105								

Associate Coach

Don Lever's tenure with the Sabres' organization and his resume continues to grow with the dawning of the 1995-96 season. On July 18 it was announced that Lever had been promoted to Associate Coach, effective with the start of his eleventh season with the Sabres' organization.

A left winger in his playing days, he moved on to an assistant coaching position with Buffalo and that of the Head Coach of the American Hockey League affiliate Rochester Americans before coming back to his position behind an NHL bench to start the '92-'93 season. During his days here, Lever has helped build a fast Sabre team which is also respected for its special teams play. A defensive specialist during his playing days, Lever has clearly shown his ability to pass on his experience when you consider the upward swing shown in the NHL rankings of Buffalo's penalty killing units over his years as an assistant coach: 1987-88 - 15th, 1988-89 - 12th, 1989-90 - 1st, 1992-93 - 2nd(tie), 1993-94 - 1st(tie), 1994-95 - 3rd.

Buffalo's new "bench boss" for 1995-96, Ted Nolan, will be the fourth head coach Lever has worked under as a Sabres' assistant coach, having also worked with Ted Sator, Rick Dudley, and John Muckler.

1990-91 was Lever's first season as coach of the Amerks, taking Rochester to the Calder Cup Finals. That club had already posted the league's best record during the regular season. Fittingly, AHL Coach of the Year honors went to Lever that summer. Previously, Lever was known in Rochester as a player in 1985-86 and 1986-87. He was a player-coach in his final pro season, helping the team win the Calder Cup.

Lever played his junior hockey in nearby Niagara Falls, Ontario. After scoring 126 points in 63 games for the Flyers, he was the first draft choice (and third pick overall) of the Vancouver Canucks in 1972. After spending almost eight full seasons there, Don was traded to Atlanta in February, 1980, and moved with the Flames to Calgary that summer. He was dealt to Colorado in 1981, and again was a part of a franchise shift as the Rockies became the New Jersey Devils in 1982. The Sabres acquired his rights from the Devils on September 9, 1985, and he spent two seasons as a player in Buffalo's organization. During that time he played his 1,000th NHL game. As of the beginning of the '95-'96 season, only 86 players have appeared in more NHL games than Don Lever.


Don, his wife Karen and their children, Michael, Sarah and Caitlin, live in Amherst.



Don Lever

Playing Record

Season	Team	League	REGULAR SEASON				PLAYOFFS							
			GP	G	A	PTS	PIM	GP	G	A	PTS	PIM		
1972-73	Vancouver	NHL	78	12	26	38	49							
1973-74	Vancouver	NHL	78	23	25	48	28							
1974-75	Vancouver	NHL	80	38	30	68	49	5	0	1	1	4		
1975-76	Vancouver	NHL	80	25	40	65	93	2	0	0	0	0		
1976-77	Vancouver	NHL	80	27	30	57	28							
1977-78	Vancouver	NHL	75	17	32	49	58							
1978-79	Vancouver	NHL	71	23	21	44	17	3	2	1	3	2		
1979-80	Vancouver	NHL	51	21	17	38	32							
	Atlanta	NHL	28	14	16	30	4	4	1	1	2	0		
1980-81	Calgary	NHL	62	26	31	57	56	16	4	7	11	20		
1981-82	Calgary	NHL	23	8	11	19	6							
	Colorado	NHL	59	22	28	50	20							
1982-83	New Jersey	NHL	79	23	30	53	68							
1983-84	New Jersey	NHL	70	14	19	33	44							
1984-85	New Jersey	NHL	67	10	8	18	31							
1985-86	Buffalo	NHL	29	7	1	8	6							
	Rochester	AHL	29	6	11	17	16							
1986-87	Buffalo	NHL	10	3	2	5	4							
	Rochester	AHL	57	29	25	54	69	18	4	3	7	14		
NHL TOTALS			1020	313	367	680	593	30	7	10	17	26		
TOTALS AS A SABRE			39	10	3	13	10	0	0	0	0	0		



Assistant Coach

Terry Martin has been recalled from the American Hockey League affiliate Rochester Americans. It may sound like an old press release for a Sabres' transaction, but that was part of the July 18 announcement when General Manager John Muckler unveiled the coaching staff for the 1995-96 season. After six seasons as the AHL club's Assistant Coach, Martin comes up the thruway to take that title with the NHL team.

Martin's impressive resume with the Amerks is sure to have played a large part in the decision to bring him to Buffalo.

While in Rochester, three of the six Amerks teams he was with went to the Calder Cup Finals. His work there is also highlighted by the 1993-94 season in which he helped ice an Amerks' penalty killing unit which was the second best in

the American Hockey League. His tenure included two different head coaches, including two stints with John Van Boxmeer, and two years with Don Lever, with whom he is reunited in Buffalo where Lever was recently promoted to Associate Coach. Martin is recognized by his peers as one of the foremost evaluators of hockey talent.

Prior to his coaching career, Martin began his relationship with the Sabres in 1975-76 after having been selected as the team's third round draft choice in '75. He was taken by Quebec in the 1979 Expansion Draft, and also went on to play with Toronto, Edmonton, and Minnesota. His best season came in 1981-82, when he scored 25 goals with 24 assists. The Barrie, Ontario native went on to coach the Toronto Marlboros of the OHL for two seasons before joining the Amerks.

Terry and his wife, Nancy, have a daughter named Tracy.

Terry Martin

Playing Career

Season	Team	League	REGULAR SEASON					PLAYOFFS				
			GP	G	A	PTS	PIM	GP	G	A	PTS	PIM
1973-74	London	OHA	63	33	24	57	38	—	—	—	—	—
1974-75	London	OHA	70	43	57	100	118	—	—	—	—	—
1975-76	Buffalo	NHL	1	0	0	0	0	—	—	—	—	—
	Charlotte	SNL	25	12	10	22	30	—	—	—	—	—
1976-77	Hershey	AHL	19	3	6	9	18	—	—	—	—	—
	Buffalo	NHL	62	11	12	23	8	3	0	2	2	5
1977-78	Hershey	AHL	12	1	4	5	12	—	—	—	—	—
	Buffalo	NHL	21	3	2	5	9	8	2	0	2	5
1978-79	Hershey	AHL	4	2	1	3	2	—	—	—	—	—
	Buffalo	NHL	64	6	8	14	33	—	—	—	—	—
1979-80	Quebec	NHL	3	0	0	0	0	—	—	—	—	—
	Toronto	NHL	37	6	15	21	2	3	2	0	2	7
	Syracuse	AHL	18	9	9	18	6	—	—	—	—	—
	New Brunswick	AHL	3	0	1	1	0	—	—	—	—	—
1980-81	Toronto	NHL	69	23	14	37	32	3	0	0	0	0
1981-82	Toronto	NHL	72	25	24	49	39	—	—	—	—	—
1982-83	Toronto	NHL	76	14	13	27	28	4	0	0	0	9
1983-84	Toronto	NHL	63	15	10	25	51	—	—	—	—	—
1984-85	Edmonton	NHL	4	0	2	2	0	—	—	—	—	—
	Nova Scotia	AHL	28	17	11	28	4	—	—	—	—	—
	Minnesota	NHL	7	1	1	2	0	—	—	—	—	—
1985-86	Springfield	AHL	72	19	22	41	17	—	—	—	—	—
1986-87	Newmarket	AHL	72	8	7	15	8	—	—	—	—	—
NHL TOTALS			479	104	101	205	202	21	4	2	6	26
TOTALS AS A SABRE			148	20	22	42	50	11	2	2	4	10

Goaltender Consultant

The 1995-96 season sees Mitch Korn enter his fifth season on the Sabres' coaching staff. He was hired to work with the organization's goaltenders prior to the start of the 1991 training camp.

The 38-year old left his mark on the 1994-95 season, assisting a Sabres goaltending unit that finished third in the league in fewest goals against. Furthermore, Buffalo netminder Dominik Hasek capped things off at the NHL's post-season awards in July by winning the Vezina Trophy for being the player adjudged to be the best at his position.

In 1993-94, Korn saw Buffalo's goaltending duo of Grant Fuhr and Hasek capture the league's Jennings Trophy for the team with the lowest goals against during the regular season. Hasek also earned the Vezina Trophy following that season too.

Korn, a New York City native, played college hockey for Kent State in the late 1970's, and began his coaching career as a Kent assistant in 1979. Since 1981, Korn has been employed at Miami University in Oxford, Ohio as the Assistant Director of the Goggin Ice Arena. In his 15 years at Miami, Korn's responsibilities have included the marketing and promotion of the Arena, running an officials association, coaching the Division I (CCHA) goaltenders, doing play-by-play of the collegiate games, and running the University's eight-week summer hockey school.

Mitch keeps busy during the off-season, running various goaltending and defensemen hockey schools. He also writes a column in Hockey Player Magazine. He and his wife Vicki have a daughter named Ashley. Mitch commutes to Buffalo and Rochester from his home in Oxford, Ohio.



Mitch Korn



Doug McKenney

Strength and Conditioning Coach


Another new member of the Sabres' coaching staff is 37-year old Doug McKenney who, on June 27, was named the team's strength and conditioning coach. Like Buffalo's new Head Coach Ted Nolan, McKenney too comes over from the Hartford Whalers where he had served as that club's Strength and Conditioning Coach for the last six years. He was the Conditioning Coach for the Pittsburgh Penguins the four years prior.

McKenney began working with all rostered Sabres players on strength and conditioning programs after this past July's NHL Entry Draft in Edmonton. His duties with the team include working on programs with both the NHL club and the AHL affiliate Rochester Americans, Sabres draft choices, as well as in conjunction with Buffalo's Director of Player

Personnel Don Luce on potential draftees. He also works with a physical therapist on the rehabilitation of all injured players, as well as with Dr. John Butsch, Team Doctor, and Dr. John Marzo, the Sabres' Orthopedic Consultant.

After graduating from Springfield College in 1981, McKenney taught two years of physical education at Dover High School in New Hampshire and served on the coaching staff of the school's football team. He then obtained his masters degree in exercise physiology at Mississippi State University.

Doug and his wife Suzanne have two children, sons Matthew and Neil.



Assistant to the General Manager

Another Sabre alumni who remains active with the team off the ice is Assistant to the General Manager Larry Carriere. He was given his new title on September 11.

The team's second round draft choice in 1972, Carriere played 206 games over two stints with the Sabres during his seven-year NHL career. More recently, he'd served as a scout for the Sabres in the Quebec region for the eight years prior to his August '93 appointment to Director of Player Evaluation.

Carriere's playing days with Buffalo ranged from the 1972-73 season through and including the 1974-75 campaign and the Sabres' appearance in the Stanley Cup Finals. Prior to the opening of the next season, Carriere was dealt to the Atlanta Flames and would go on to also play with

Vancouver and Los Angeles before returning to Buffalo during the 1977-78 season.

Carriere was Vice-President of Canadian Cardiovascular Products in Montreal for 12 years. He graduated from Loyola College in Montreal with a Bachelor of Commerce degree, with a major in Business Administration. He has also studied management at the University of Michigan. Larry, his wife Suzanne, and two children live in Buffalo.

Larry Carriere

Playing Record

Season	Team	League	REGULAR SEASON					PLAYOFFS						
			GP	G	A	PTS	PIM	GP	G	A	PTS	PIM		
1969-70	Loyola Univ	QUAA	32	10	34	44	—	—	—	—	—	—	—	—
1970-71	Loyola Univ	QUAA	27	8	24	32	72	—	—	—	—	—	—	—
1971-72	Loyola Univ	QUAA	32	20	29	49	69	—	—	—	—	—	—	—
1972-73	Buffalo	NHL	40	2	8	10	52	6	0	1	1	8	—	—
	Cincinnati	AHL	30	7	11	18	54	—	—	—	—	—	—	—
1973-74	Buffalo	NHL	77	6	24	30	103	—	—	—	—	—	—	—
1974-75	Buffalo	NHL	80	1	11	12	111	17	0	2	2	32	—	—
1975-76	Atlanta	NHL	75	4	15	19	96	2	0	0	0	2	—	—
1976-77	Atlanta	NHL	25	2	3	5	16	—	—	—	—	—	—	—
1977-78	Vancouver	NHL	7	0	3	3	11	—	—	—	—	—	—	—
	Los Angeles	NHL	2	0	0	0	0	—	—	—	—	—	—	—
	Buffalo	NHL	9	0	0	0	18	—	—	—	—	—	—	—
	Springfield	AHL	40	2	14	16	33	—	—	—	—	—	—	—
Tulsa	CHL	6	0	1	1	12	—	—	—	—	—	—	—	
1978-79	(Did not play)													
1979-80	Toronto	NHL	2	0	1	1	0	2	0	0	0	0	0	0
NHL TOTALS			367	16	74	90	462	27	0	3	3	42	—	—
TOTALS AS A SABRE			206	9	43	52	284	23	0	3	3	40	—	—

Director of Player Personnel

One of the faces in the Sabres' organization who is sure to reflect on many memories of Memorial Auditorium during 1995-96 when the team plays its last season in the building they've called home for their first 25 seasons in the National Hockey League, is Don Luce. A forward who spent almost 10 full seasons of his NHL career with Buffalo, Luce is now in charge of the team's scouting staff. Together they search Canadian junior leagues, American high schools and colleges, and European leagues in search of promising young players. As a result, Luce is a major player for the Sabres come draft day each year. This summer, that day was July 8 in Edmonton, two days after Sabres' captain Pat LaFontaine won the Masterton Trophy in Toronto, becoming only the second Sabre ever to win the award, Luce having done it first in 1975.

Luce became a Sabre as part of a trade with Detroit for Joe Daley in 1971. As a result, he was on the 1974-75 Sabres team, the only appearance in the Stanley Cup Finals in club history. That season, he also achieved an incredible +61 to lead the squad's plus/minus rankings, a mark that is still a team record. He and Craig Ramsay ranked as two of the league's best penalty-killers throughout the 1970's.

Don also holds the record for short-handed goals in one season by one Sabre player (eight in 1974-75). In addition, he still ranks in the top 10 with Buffalo in eight career leaders categories.


After a trade to Los Angeles, Luce went on to play for Toronto when he retired in the 1981-82 season. He rejoined the Sabres' organization in 1984, and worked on special assignments and American scouting. In 1985-86, Don was an assistant coach. He took on his current role in 1987. One of his major accomplishments was his instrumental role in bringing Alexander Mogilny to America in 1989.

Don and his wife Diane, along with children Scott, Kim, Kelly, and Kristin live in Williamsville.


Don Luce

Playing Career

Season	Team	League	REGULAR SEASON					PLAYOFFS				
			GP	G	A	PTS	PIM	GP	G	A	PTS	PIM
1968-69	Omaha	CHL	72	22	34	56	56	7	3	4	7	11
1969-70	Omaha	CHL	64	22	35	57	82	2	1	2	3	4
	N.Y. Rangers	NHL	12	1	2	3	8	5	0	1	1	4
1970-71	N.Y. Rangers	NHL	9	0	1	1	0	—	—	—	—	—
	Detroit	NHL	58	3	11	14	18	—	—	—	—	—
1971-72	Buffalo	NHL	78	11	8	19	38	—	—	—	—	—
1972-73	Buffalo	NHL	78	18	25	43	32	6	1	1	2	2
1973-74	Buffalo	NHL	75	26	30	56	44	—	—	—	—	—
1974-75	Buffalo	NHL	80	33	43	76	45	16	5	8	13	19
1975-76	Buffalo	NHL	77	21	49	70	42	9	4	3	7	6
1976-77	Buffalo	NHL	80	26	43	69	16	6	3	1	4	2
1977-78	Buffalo	NHL	78	26	35	61	24	8	0	2	2	6
1978-79	Buffalo	NHL	79	26	35	61	14	3	1	1	2	0
1979-80	Buffalo	NHL	80	14	29	43	30	14	3	3	6	11
1980-81	Buffalo	NHL	61	15	13	28	19	—	—	—	—	—
	Los Angeles	NHL	10	1	0	1	2	4	0	2	2	2
1981-82	Toronto	NHL	39	4	4	8	32	—	—	—	—	—
NHL TOTALS			894	225	328	553	364	71	17	22	39	52
TOTALS AS A SABRE			766	216	310	526	304	62	17	19	36	46



NOTHING ELSE IS A PEPSI™



Buffalo Sabres

Hockey Department



Rudy Migay
Scouting Consultant



Don Barrie
Scout



Jim Benning
Scout



Jack Bowman
Scout



Ross Mahoney
Scout



Paul Merritt
Scout



Mike Racicot
Scout



Gleb Tchistiyakov
Scout



Jim Pizutelli
Head Athletic Trainer



Rip Simonick
Trainer



George Babcock
Equipment Supervisor



Dr. John Butsch
Club Doctor



Dr. John Marzo
Orthopedic Consultant



Max Offenberger, Ph.D.
Team Psychologist



Dan Smith, Ph.D.
Team Psychologist



Dr. Daniel Yustin
Club Dentist

Buffalo Sabres

Club Staff




Olive Anticola
Receptionist



Paul Barker
Ticket Administrator



Chris Barlow
Manager of Telemarketing
Operations



Ken Bass
Director of MIS



Elaine Battleson
Receptionist



Barb Blendowski
Administrative Asst. to
Community Relations



Elaine Burzynski
Administrative Assistant
to President



Pat Chimera
Administrative Assistant
to Operations/Promotions



Gil Chorbajian
Media Relations Assistant



John Cudmore
Director of Finance



Deidre Daniels
Community Relations
Coordinator



Helen Drew
Associate Counsel



Dave Forman, Jr.
Account Services
Representative



Jennifer Glowny
Ticket Administrator



Birgid Haensel
Finance Assistant



Jeff Holbrook
Director of Public
Relations



Chris Ivansitz
Accounting Manager



Toni Jaruszewski
Finance Assistant



Mary Jones
Finance Assistant



Mike Kaminska
Merchandise Manager



Jeff Krebs
Area Sales Manager



Sally Lippert
Finance Assistant



Melinda Lucier
Administrative Assistant
to Sales & Marketing



Eleanore Mackenzie
Administrative Assistant
to Legal



Gerry Magill
Distribution Manager



Chris Makowski
Ticket Administrator



Stan Makowski, Jr.
Director of Operations
& Promotions



Karen Marsch
Director of Sales & Mktg./
Suite and Club Seating



Ken Martin, Jr.
Director of Community
Relations



Elizabeth McPartland
Assistant Finance
Coordinator



Jim Meissner
Area Sales Manager



Ann Miller
Administrative Assistant
to Public Relations



Marc Morgan
Director of Ticket Sales



Larry Playfair
Director of Alumni Relations



Gary Rabinowitz
Area Sales Manager



Matt Rabinowitz
Promotions Manager



Julie Scully
Director of Merchandising



John Sinclair
Director of Ticket Operations



Cliff Smith
Manager - Sabreland



Sue Smith
Account Services Rep.



Rose Thompson
Ticket Administrator



Mike Tout
Account Services
Representative



Lisa Tzeto
Administrative Assistant
to Broadcasting



Bruce Wawrzyniak
Director of Information

Buffalo Sabres

Club Staff



Verna Wojcik
Administrative Assistant
to Administration



Karen Young
Administrative Assistant
to Legal



Cindy Zorker
Administrative Assistant
to General Manager



SABRETOOTH
Team Mascot

Empire Sports Sales



Kerry Atkinson
Vice-President/
Advertising



Ron Bertovich
V.P./General Manager/
Empire Sports Network



Jim DiMino
Director of Broadcast
Sales



Nick DiVico
Senior Account
Manager



Cheryl Reukauf
Traffic Manager



Terese Schmidle
Assistant Traffic
Manager



Matt Spath
Account Manager



Len Synor
Sales Assistant



Nick Turano
Account Manager

Radio/Television Information

The 1995-96 season will mark the beginning of a new era in Sabres radio. For the first time in five years, fans will be tuning to a different frequency to listen to all home and away pre-, regular season, and playoff games. The new carriers are WWKB (AM 1520) and CJRN (AM 710). KB boasts a 50,000 kilowatt signal, making it the most powerful station the Sabres have ever been on in their history. CJRN, of Niagara Falls, Ontario, is the first ever Canadian affiliate for Sabres' radio, and, with a signal complementary to KB's, provides the club with increased marketing potential in Canada since CJRN reaches the Niagara Peninsula (towards Toronto).

The other "new adjustment" fans will notice in Sabres' radio is the broadcast team of Pete Weber, Danny Gare, and Dave Miller. That change is further reflected in Rick Jeanneret coming out from behind the mike to take his position on camera as the TV play-by-play announcer.

Jeanneret is joined by color commentator Jim Lorentz, a former Sabre. Barry Buetel returns to Buffalo to round out the TV broadcast trio in the role of host.

The television games are shown on Empire Sports Network, which is currently in its fifth year of operation. Empire is available to nearly three-quarters of a million cable subscribers in New York State and Northern Pennsylvania as well as an additional 210,000 home satellite dish owners nationwide. The regional sports network will show 70 of the team's 82 regular season games in 1995-96, as reflected by the schedule on page 242. Furthermore, WUTV, Fox 29, will simulcast up to ten regular and/or post season games as denoted on the TV schedule.



Barry Buetel
TV Host



Danny Gare
Radio Color
Commentary



Joe Guarnieri
Production Manager



Rick Jeanneret
TV Play-by-Play



Jim Lorentz
TV Color
Commentary



Martin McCreary
Associate Producer/
Videographer



Tim Melligan
TV Producer - Marquee
Programming



Phil Mollica
TV Director - Live
Telecasts



Jennifer Smith
Director of
Broadcast Services



Doug Walton
TV Producer - Live
Telecasts



Pete Weber
Radio Play-by-Play

Medical Glossary

AC Joint - Acromioclavicular joint; joint of the shoulder where acromion process of the scapula and the distal end of the clavicle meet; most shoulder separations occur at this point.

Adhesion - Abnormal adherence of collagen fibers to surrounding structures during immobilization following trauma or as a complication of surgery which restricts normal elasticity of the structures involved.

Aerobic - Exercise in which energy needed is supplied by oxygen inspired and is required or sustained period of vigorous exercise with a continually high pulse rate.

Anaerobic - Exercise without use of oxygen as an energy source; short bursts of rigorous exercise.

Anterior Cruciate Ligament (ACL) - A primary stabilizing ligament within the center of the knee joint that prevents hyperextension and excessive rotation of the joint. A complete tear of the ACL necessitating reconstruction could require up to 12 months of rehabilitation.

Anti-inflammatory - Any agent which prevents inflammation, such as aspirin or ibuprofen.

Arthrogram - X-ray technique for joints using air and/or dye injected into the affected area; useful in diagnosing meniscus tears of the knee and rotator cuff tears of the shoulder.

Arthroscopy - An instrument used to visualize the interior of a joint cavity.

Arthroscopy - A surgical examination of the internal structures of a joint by means for viewing through an arthroscope. An arthroscopic procedure can be used to remove or repair damaged tissue or as a diagnostic procedure in order to inspect the extent of any damage or confirm a diagnosis.

Atrophy - To lose muscle density from a lack of activity, as in muscular atrophy.

Bone Scan - An imaging procedure in which a radioactive-labeled substance is injected into the body to determine the status of a bony injury. If the radioactive substance is taken up the bone at the injury site, the injury will show up as a "hot spot" on the scan image. A bone scan is particularly useful in the diagnosis of stress fractures.

Bursa - A fluid-filled sac that is located in areas where friction is likely to occur, then minimizes the friction; for example between and tendon and bone.

Cartilage - Smooth, slippery substance preventing two ends of the bone from running together and grating.

CAT Scan - Use of a computer to produce a cross-sectional view of the anatomical part being investigated by X-ray data.

Concussion - Jarring injury of the brain resulting in a dysfunction. It can be graded as mild, moderate or severe depending on loss of consciousness, amnesia and loss of equilibrium.

Contusion - An injury to a muscle and tissues caused by a blow from a blunt object.

Cyst - Abnormal sac containing liquid or a semi-solid matter.

Degenerative Joint Disease - Changes in the joint surfaces as a result of repetitive trauma.

Deltoid Ligament - Ligament that connects the tibia to bones of the medial aspect of the foot and is primarily responsible for stability of the ankle on the medial side. Is sprained less frequently than other ankle ligaments.

Deltoid Muscle - Muscles at the top of the arm, just below the shoulder, responsible for shoulder motions to the front, side and back.

Disc, Intervertebral - A flat, rounded plate between each vertebrae of the spine. The disc consists of a thick fiber ring which surrounds a soft gel-like interior. It functions as a cushion and shock absorber for the spinal column.

Dislocation - Complete displacement of the joint surfaces.

Epicondylitis - Inflammation in the elbow due to overuse.

Femur - Thigh bone; longest bone in the body.

Fibula - Smaller of the two bones in the lower leg; runs from knee to the ankle along outside of the lower leg.

Fracture - Breach in the continuity of a bone. Types of fractures include simple, compound, comminuted, greenstick, incomplete, impacted, longitudinal, oblique, stress or transverse.

Grade One Injury - A mild injury in which ligament, tendon, or other musculoskeletal tissue may have been stretched or contused, but not torn or otherwise disrupted.

Grade Two Injury - A moderate injury when musculoskeletal tissue has been partially, but not totally, torn which causes appreciable limitation in function of the injured tissue.

Grade Three Injury - A severe injury in which tissue has been significantly, and in some cases totally, torn or otherwise disrupted causing a virtual total loss of function.

Hamstring - Category of muscle that runs from the buttocks to the knee along the back of the thigh. It functions to flex the knee, and is often times injured as a result of improper conditioning or lack of muscle flexibility.

Hematoma - Tumor-like mass produced by an accumulation of coagulated blood in a cavity.

Hyperextensions - Extreme extension of a limb or body part.

Inflammation - The body's natural response to injury in which the injury site might display various degrees of pain, sweating, heat, redness, and/or loss of function.

Ligament - Band of fibrous tissue that connects bone to bone or bone to cartilage and supports and strengthens joints.

Magnetic Resonance Imaging (MRI) - Imaging procedure in which a radio frequency pulse causes certain electrical elements of the injured tissue to react to this pulse and through this process a computer display and permanent film establish a visual image. MRI does not require radiation and is very useful in the diagnosis of soft tissue, disc, and meniscus injuries.

Medial Collateral Ligament (MCL) - Ligament of the knee along the medial aspect that connects the femur to the joint, stabilizing the knee joint.

Meniscus - Crescent shaped cartilage, usually pertaining to the knee joint; also known as cartilage. There are two menisci in the knee, medial and lateral. These work to absorb weight within the knee and provide stability.

Metacarpals - Five long bones of the hand, running from the wrist to the fingers.

Metatarsals - Five long bones of the foot, running from the ankle to the toes.

Myosistis - Inflammation of a muscle.

Patella - The kneecap. The patella functions to protect the distal end of the femur as well as increase the mechanical advantage and force generating capacities of the quadriceps muscle group.

Posterior Cruciate Ligament (PCL) - A primary stabilizing ligament of the knee that provides significant stability and prevents displacement of the tibia backward within the knee joint. A complete tear of this ligament necessitating reconstruction could require up to 12 months of rehabilitation.

Quadricep Muscles ("Quads") - A group of four muscles of the front thigh that run from the hip and form a common tendon at the patella; they are responsible for knee extension.

Reconstruction - Surgical rebuilding of a joint using natural, artificial or transplanted materials.

Rotator Cuff - Comprised of four muscles in the shoulder area that can be irritated by overuse. The muscles are the supraspinatus (most commonly injured), infra-spinatus, teres minor, and subscapularis.

Sacrum - Group of five fused vertebrae located just below the lumbar vertebrae of the low back.

Scapula - Shoulder blade.

Sciatica - Irritation of the sciatic nerve resulting in pain or tingling running down the inside of the leg.

Sciatic Nerve - Major nerve that carries impulses for muscular action and sensations between the low back and thigh and lower leg; it is the longest nerve in the body.

Shin splint - A catch-all syndrome describing pain in the shin that is not a fracture or tumor and cannot be defined otherwise.

Spleen - Large, solid organ responsible for the normal production and destruction of blood cells.

Spondylosis - Inflammation of one or more vertebrae.

Sprain - Injury resulting from a stretch or twist of the joint and causes various degrees of stretch or tear of a ligament or other soft tissue at the joint.

Strain - Injury resulting from a pull or torsion to the muscle or tendon that causes various degrees of stretch or tear to the muscle or tendon tissue.

Stress Fracture - A hair-line type of break in a bone caused by overuse.

Subluxation - Partial dislocation of a joint. The term usually implies that the joint can return to its normal position without formal reduction.

Talus - The ankle bone that articulates with the tibia and fibula to form the ankle joint.

Tarsals - Group of seven bones of the foot consisting of the calcaneous, navicular, talus, cuboid and three cuneiform bones.

Tendonitis - Inflammation of the tendon and/or tendon sheath, caused by chronic overuse of sudden injury.

Tendon - Tissue that connects muscle to bone.

Tibia - Larger of the two bones of the lower leg and is the weight-bearing bone of the shin.

Transverse Process - Small lateral projection off the right side and left side of each vertebrae that functions as an attachment site for muscles and ligaments of the spine.

Triceps - Muscle of the back of the upper arm, primarily responsible for extending the elbow.

Ulna - Forearm bone that runs from the tip of the elbow to the little finger side of the wrist.

Ulnar Nerve - Nerve in elbow commonly irritated from excessive throwing.



Ultrasound - An electronic modality that transmits a sound wave through an applicator into the skin to the soft tissue in order to heat the local area for relaxing the injured tissue and/or disperse edema.

"Wind Knocked Out" - Syndrome describing a contraction of the abdominal nerve trunk, the solar plexus, as a result of an abdominal contusion.

Sabre Fact

Alexander Mogilny served as captain of the Sabres from Nov. 15, 1993 until the end of the spring 1994 playoffs following a season-ending injury to Pat LaFontaine. LaFontaine was appointed captain of the Sabres in October of 1992. His predecessors in that position were Floyd Smith (1970-71), Gerry Meehan (1971-72 to 1973-74), Jim Schoenfeld (1974-75 to 1976-77), Danny Gare (1977-78 to 1981-82), Gil Perreault (1981-82 to 1986-87), Lindy Ruff (1986-87 to 1988-89), Mike Foligno (1988-89 to 1990-91), and Mike Ramsey (January, 1991 to October 1992).

The Players



Training Camp Roster

FORWARDS	POS	HGT	WGT	S	BIRTHPLACE	DATE	94-95 TEAM	G	A	PTS
Ambroziak, Peter	LW	6-0	206	L	Toronto, Ontario	9-15-71	Rochester	14	11	25
Audette, Donald	RW	5-8	175	R	Laval, Quebec	9-23-69	Buffalo	24	13	37
Barnaby, Matthew	LW	6-0	170	L	Ottawa, Ontario	5- 4-73	Rochester	21	29	50
Barrie, Mike	C	6-1	170	R	Kelowna, BC	3-16-74	South Carolina	8	14	22
Bienvenue, Daniel	LW	6-0	196	L	Val d'Or, Quebec	6-10-77	Val d'Or	27	14	41
Brown, Curtis	C/LW	6-0	182	L	Unity, Sask.	2-12-76	Moose Jaw	51	53	104
Davidson, Matt	RW	6-2	190	R	Flin Flon, Manitoba	8- 9-77	Portland	17	20	37
Dawe, Jason	LW	5-10	195	L	North York, Ontario	5-29-73	Buffalo	7	4	11
Dutiaume, Mark	LW	6-0	200	L	Winnipeg, Manitoba	1-31-77	Brandon	23	21	44
Hannan, Dave	C	5-10	180	L	Sudbury, Ontario	11-26-61	Buffalo	4	12	16
Holzinger, Brian	C	5-11	180	R	Parma, Ohio	10-10-72	Bowling Green	35	33	68
Jackson, Dane	RW	6-1	200	R	Castlegar, B.C.	5-17-70	Syracuse	30	28	58
Karabin, Ladislav	LW	6-1	189	L	Spisska Nova Ves,Cz	2-16-70	Cleveland	15	25	40
Khmylev, Yuri	LW	6-1	189	R	Moscow, Soviet Un.	8- 9-64	Buffalo	8	17	25
LaFontaine, Pat	C	5-10	180	R	St. Louis, Missouri	2-22-65	Buffalo	12	15	27
Leach, Jamie	RW	6-1	205	R	Winnipeg, Manitoba	8-25-69	Cincinnati	0	2	2
May, Brad	LW	6-1	210	L	Toronto, Ontario	11-29-71	Buffalo	3	3	6
Moore, Barrie	LW	5-11	175	L	London, Ontario	5-22-75	Sudbury	47	42	89
Nichol, Scott	C	5-8	160	R	Edmonton, Alberta	12-31-74	Rochester	11	16	27
Pearson, Scott	LW	6-1	205	L	Cornwall, Ontario	12-19-69	Edm./Buff.	3	5	8
Peca, Mike	RW	5-11	180	R	Toronto, Ontario	3-26-74	Vancouver	6	6	12
Philpott, Ethan	RW	6-4	230	R	Rochester, MN	2-11-75	DesMoines(USHL)	19	42	61
Plante, Derek	C	5-11	180	L	Cloquet, Minnesota	1-17-71	Buffalo	3	19	22
Polak, Mark	C	6-0	188	R	Edmonton, Alberta	5-16-76	Medicine Hat	18	25	43
Primeau, Wayne	C	6-3	193	L	Scarborough, ONT	6- 4-76	Owen Sound	34	62	96
Ray, Rob	LW	6-0	203	L	Belleville, Ontario	6- 8-68	Buffalo	0	3	3
Rushforth, Paul	C	6-0	189	R	Prince George,B.C.	4-22-74	South Carolina	6	8	14
Scott, Brian	C	6-0	187	L	Brampton, Ontario	5-22-77	Kingston/Kitc.	11	30	41
Skriac, Rob	LW	6-4	230	L	Campbell, B.C.	6-10-76	Kamloops	0	1	1
Sunderland, Mathieu	RW	6-4	192	R	Quebec City, Que.	11-30-76	Drummondville	21	24	45
Sweeney, Bob	C/RW	6-3	200	R	Concord, Mass.	1-25-64	Buffalo	5	4	9
Volkov, Mikhail	RW	5-10	174	R	Voronezh,Soviet U.	3- 9-72	Rochester	17	27	44
Ward, Dixon	RW	6-0	200	R	Leduc, Alberta	9-23-68	Toronto	0	3	3
Westerby, Bob	LW	6-1	195	L	Kelowna, B.C.	10-29-75	Kamloops	0	3	3
Zanutto, Mike	C	6-0	190	L	Burlington, Ontario	1- 1-77	N.Bay/Oshawa	14	18	32

Training Camp Roster

DEFENSEMEN	POS	HGT	WGT	S	BIRTHPLACE	DATE	94-95 TEAM	G	A	PTS
Astley, Mark	D	6-0	190	L	Calgary, Alberta	3-30-69	Rochester	5	24	29
Benazic, Cal	D	6-3	187	L	Mackenzie, B.C.	9-29-75	Medicine Hat	9	23	32
Bodger, Doug	D	6-2	213	L	Chemainus, B.C.	6-18-66	Buffalo	3	17	20
Cooper, David	D	6-2	204	L	Ottawa, Ontario	11- 2-73	South Carolina	9	19	28
Fogarty, Bryan	D	6-2	206	L	Brantford, Ontario	6-11-69	Montreal	5	2	7
Gagnon, Sean	D	6-2	210	L	S.S. Marie, Ontario	9-11-73	Dayton	9	23	32
Galley, Garry	D	6-0	204	L	Montreal, Quebec	4-16-63	Phil./Buff.	3	29	32
Hnidy, Shane	D	6-1	200	R	Brandon, Manitoba	11- 8-75	Prince Albert	5	29	34
Hollinger, Terry	D	6-1	200	L	Regina, Sask.	2-24-71	Peoria	7	25	32
Houda, Doug	D	6-2	190	R	Blairmore, Alberta	6- 3-66	Buffalo	1	2	3
Huddy, Charlie	D	6-0	210	L	Oshawa, Ontario	6- 2-59	L.A./Buff.	2	5	7
Jennings, Grant	D	6-3	210	L	Hudson Bay, Sask.	5- 5-65	Pitt./Tor.	0	6	6
Klimentiev, Sergei	D	5-11	200	L	Kiev, Ukraine	4- 5-75	Medicine Hat	19	45	64
McKee, Jay	D	6-3	175	L	Kingston, Ontario	9- 8-77	Niagara Falls	9	19	28
Melanson, Dean	D	5-11	211	R	Antigonish, NS	11-19-73	Rochester	4	7	11
Menhart, Marian	D	6-3	220	L	Most, Czech Repub.	2-14-77	Litvinov	15	19	34
Millar, Craig	D	6-2	200	L	Winnipeg, Manitoba	7-12-76	Swift Current	8	42	50
Muni, Craig	D	6-3	208	L	Toronto, Ontario	7-19-62	Buffalo	0	6	6
Ndur, Rumun	D	6-2	200	L	Zaria, Nigeria	7- 7-75	Guelph	10	21	31
Popp, Kevin	D	6-1	198	L	Surrey, B.C.	2-26-76	Seattle	5	8	13
Smehlik, Richard	D	6-3	208	L	Ostrava, Czech.	1-23-70	Buffalo	4	7	11
Wilson, Mike	D	6-4	195	L	Brampton, Ontario	2-26-75	Sudbury	13	34	47
Wright, Shayne	D	6-0	189	L	Welland, Ontario	6-30-75	Owen Sound	12	50	62
Zhitnik, Alexei	D	5-11	190	L	Kiev, Ukraine	10-10-72	L.A./Buff.	4	10	14

GOALTENDERS	POS	HGT	WGT	C	BIRTHPLACE	DATE	94-95 TEAM	GP	MIN	GAA
Biron, Martin	G	6-1	154	L	Lac St. Charles,Que	8-15-77	Beaumont	56	3193	2.48
Hasek, Dominik	G	5-11	168	L	Pardubice, Czech.	1-29-65	Buffalo	41	2416	2.11
Larouche, Jason	G	6-0	180	L	Val d'Or, Quebec	6-12-74	Timmins	31	1706	2.95
Shields, Steve	G	6-3	210	L	Toronto, Ontario	7-19-72	South Carolina	21	1157	2.69
Stauber, Robb	G	5-11	180	L	Duluth, Minnesota	11-25-67	L.A./Buff.	7	333	3.96
Trefilov, Andrei	G	6-0	180	L	Kirovo-Chepelsk,USSR	8-31-69	St. John	7	383	3.13

General Manager: John Muckler

Head Coach: Ted Nolan

Associate Coach: Don Lever

Assistant Coach: Terry Martin

Goaltender Consultant: Mitch Korn

Strength & Conditioning Coach: Doug McKenney

S - Shoots

C - Catches

Head Athletic Trainer: Jim Pizzutelli

Trainer: Rip Simonick


Equipment Supervisor: George Babcock

Mark Astley

Defense

Born – March 30, 1969 in Calgary, Alberta; Height – 6'0", Weight – 190; Shoots – Left

Personal: Single...Has two sisters...Nickname: "Ash"...Considers winning the silver medal at the 1994 Olympics as his most memorable hockey moment...Loves country music.



21

21

34

1994-95: Scored his first NHL goal 4/24 in Tampa Bay...Had registered his first NHL point (assist) 2/25 at Hartford...Buffalo earned 19 of a possible 28 points with Mark in the lineup.

Career: Made his Sabre/NHL debut Oct. 12, 1993 at Philadelphia... Named to the CCHA Second All-Star Team following the 1990-91 season...After the 1991-92 season, Mark was named to the following: CCHA First All-Star Team, NCAA West First All-American Team, and NCAA All-Tournament Team.

Playing Record

Season Team	League	REGULAR SEASON					PLAYOFFS				
		GP	G	A	PTS	PIM	GP	G	A	PTS	PIM
1988-89 Lake Superior	CCHA	42	3	12	15	26	—	—	—	—	—
1989-90 Lake Superior	CCHA	43	7	25	32	29	—	—	—	—	—
1990-91 Lake Superior	CCHA	45	19	27	46	50	—	—	—	—	—
1991-92 Lake Superior	CCHA	39	11	36	47	65	—	—	—	—	—
Cdn. National		11	2	2	4	6	—	—	—	—	—
1992-93 Lugano	Switz.	30	10	12	22	57	—	—	—	—	—
Cdn. National		22	4	14	18	14	—	—	—	—	—
1993-94 Ambri	Switz.	23	5	9	14	17	—	—	—	—	—
Cdn. National		13	4	8	12	6	—	—	—	—	—
Cdn. Olympic		8	0	1	1	4	—	—	—	—	—
Buffalo	NHL	1	0	0	0	0	—	—	—	—	—
1994-95 Rochester	AHL	46	5	24	29	49	3	0	2	2	2
Buffalo	NHL	14	2	1	3	12	2	0	0	0	0
NHL TOTALS		15	2	1	3	12	2	0	0	0	0
TOTALS AS A SABRE		15	2	1	3	12	2	0	0	0	0

How Acquired:

Tenth round draft choice (194th overall) of the Sabres in 1989.

BUFFALO
MEMORIAL
AUDITORIUM

"Legends of the Aud"

1960-1994

35


Donald Audette

Right Wing

Born – September 23, 1969 in Laval, Quebec; Height – 5'8", Weight – 175; Shoots – Right; Last Amateur Club – Laval Titans

Personal: Signed a new three-year contract on June 9, 1995...Donald and his wife Manon have one child, daughter Katherine. They live in East Amherst.

28



28

36

1994-95: Finished tied for second in the NHL in power-play goals (13) and tied for second in game-winning goals (7)...Recorded his first Sabre/NHL hat trick Mar. 30 against Ottawa...The Sabres were 15-3-2 when he scored a goal...Multiple point games: 7...Games missed to injury: 0.

94-95 Milestones: Played in his 200th Sabre/NHL game February 7, 1995 vs. Washington...Scored his 100th Sabre/NHL goal May 3, 1995 vs. New Jersey.

Career: Won the Fred T. Hunt Memorial Trophy as the Sabres' rookie of the year in 1991-92...In his first NHL season, Donald was seventh in points, third in goals and tied for first in power play goals among rookies...Led the team with six game-winning goals (two in overtime) in his rookie year...Is tied for fourth on Sabres' one-season list of goals by a rookie...Is 21st on the Sabres' all-time goal-scorers list...Is 30th on the list of all-time Sabre point-getters...In 1989-90, he was named to the first AHL All-Star team and won the Dudley "Red" Garrett Award as the AHL's rookie of the year...Was second on the Amerks in scoring in 1989-90, and was the team's VP Supply Most Popular Player...Was a first team All-Star in the QMJHL in 1988-89, and won the Guy Lafleur Trophy that season as the league's Most Valuable Player in the playoffs.

Season	Team	League	REGULAR SEASON					PLAYOFFS				
			GP	G	A	PTS	PIM	GP	G	A	PTS	PIM
1986-87	Laval	QMJHL	66	17	22	39	36	14	2	6	8	10
1987-88	Laval	QMJHL	63	48	61	109	56	14	7	12	19	20
1988-89	Laval	QMJHL	70	76	85	161	123	17	17	12	29	43
1989-90	Rochester	AHL	70	42	46	88	78	15	9	8	17	29
	Buffalo	NHL	0	0	0	0	0	2	0	0	0	0
1990-91	Rochester	AHL	5	4	0	4	2	—	—	—	—	—
	Buffalo	NHL	8	4	3	7	4	—	—	—	—	—
1991-92	Buffalo	NHL	63	31	17	48	75	—	—	—	—	—
1992-93	Buffalo	NHL	44	12	7	19	51	8	2	2	4	6
	Rochester	AHL	6	8	4	12	10	—	—	—	—	—
1993-94	Buffalo	NHL	77	29	30	59	41	7	0	1	1	6
1994-95	Buffalo	NHL	46	24	13	37	27	5	1	1	2	4
NHL TOTALS			238	100	70	170	198	22	3	4	7	16
TOTALS AS A SABRE			238	100	70	170	198	22	3	4	7	16

Playing Record

How Acquired:

Buffalo's ninth round draft choice (183rd overall) in 1989.

Career Scoring vs.:

Team	GP	G	A	PTS	PIM
Ana.	2	0	3	3	0
Bos.	18	7	6	13	11
Cgy.	6	2	3	5	17
Chi.	5	3	2	5	8
Dal.	5	1	1	2	2
Det.	5	2	2	4	6
Edm.	6	0	2	2	19
Fla.	7	7	2	9	6
Hfd.	18	7	2	9	16
L.A.	7	3	1	4	6
Mil.	19	10	5	15	21
N.J.	13	5	3	8	6
NYI.	14	8	3	11	6
NYR.	14	5	6	11	10
Ott.	13	7	4	11	20
Phi.	10	3	4	7	2
Pit.	15	4	2	6	4
Que.	16	7	4	11	9
S.J.	5	5	2	7	4
Sil.	6	2	2	4	4
T.B.	9	3	3	6	4
Tor.	3	3	0	3	4
Van.	6	2	3	5	0
Wsh.	11	2	4	6	6
Wpg.	5	2	1	3	7

BUFFALO
MEMORIAL
AUDITORIUM

"Legends of the Aud"
1940-1994

37

Matthew Barnaby


Left Wing

Born – May 4, 1973 in Ottawa, Ontario; Height – 6'0", Weight – 170; Shoots – Left; Last Amateur Club – Victoriaville Tigres

Personal: Single...Is a distant cousin of former Sabre Ray Sheppard...Enjoys Mexican and Italian food, playing golf, and working out...Speaks both English and French...Matthew's favorite sport to watch (other than hockey) is golf, although football's New York Jets are his favorite non-hockey sports team.



36



36

Career: Registered his first Sabre/NHL assist Oct. 9, 1993...His 1993-94 penalty minute total ranks eighth on the Sabres' one-season list for rookies...Won the Amerks' 1993-94 Most Popular Player award... Made his NHL debut in Buffalo's last two regular season games of 1992-93 and appeared in one playoff game that spring...Scored his first Sabre/NHL goal in his second Sabre/NHL game Apr. 15 vs. Philadelphia (PPG)...Led QMJHL in penalty minutes in 1991-92 and 1992-93.

How Acquired:

Fourth round draft choice (83rd overall) of the Sabres in 1992.

Playing Record

Season Team	League	REGULAR SEASON					PLAYOFFS				
		GP	G	A	PTS	PIM	GP	G	A	PTS	PIM
1990-91	Beaumont QMJHL	52	9	5	14	262	—	—	—	—	—
1991-92	Beaumont QMJHL	63	29	37	66	476	—	—	—	—	—
1992-93	Victoriaville QMJHL	65	44	67	111	448	6	2	4	6	44
	Buffalo NHL	2	1	0	1	10	1	0	1	1	4
1993-94	Buffalo NHL	35	2	4	6	106	3	0	0	0	17
	Rochester AHL	42	10	32	42	153	—	—	—	—	—
1994-95	Buffalo NHL	23	1	1	2	116	—	—	—	—	—
	Rochester AHL	56	21	29	50	274	—	—	—	—	—
NHL TOTALS		60	4	5	9	232	4	0	1	1	21
TOTALS AS A SABRE		60	4	5	9	232	4	0	1	1	21

Career Scoring vs.:

Team	GP	G	A	PTS	PIM
Ana.	1	0	0	0	0
Bos.	6	1	0	1	18
Cgy.	—	—	—	—	—
Chi.	1	0	0	0	0
Dal.	2	0	0	0	2
Det.	1	0	1	1	2
Edm.	1	1	0	1	2
Fla.	5	0	0	0	23
Hfd.	5	0	0	0	16
L.A.	—	—	—	—	—
Mtl.	7	0	1	1	42
N.J.	2	0	0	0	34
NYI.	4	0	1	1	16
NYR.	4	0	0	0	16
Ott.	1	0	0	0	0
Phi.	3	2	0	2	7
Pit.	5	0	0	0	14
Que.	5	0	0	0	14
S.J.	—	—	—	—	—
Stl.	1	0	1	1	0
T.B.	2	0	0	0	24
Tor.	1	0	0	0	2
Van.	—	—	—	—	—
Wsh.	2	0	1	1	0
Wpg.	1	0	0	0	0

BUFFALO
MEMORIAL
AUDITORIUM



"Legends of the Aud"

1940-1984

Doug Bodger


Defense

Born - June 18, 1966 in Chemainus, B.C.; Height - 6'2", Weight - 213; Shoots - Left; Last Amateur Club - Kamloops Junior Oilers

Personal: Signed a new one-year contract on August 9, 1995...He and his wife Tracey have two children - Ryne and Rachel...Doug has two brothers and one sister...Considers being drafted as his most memorable hockey moment...Doug's favorite athlete (in any sport) is baseball's Ken Griffey Jr., though his favorite sport to watch (other than hockey) is football... L.A.'s Great Western Forum is his favorite NHL rink to play in...Works with the Children's Hospital of Buffalo.



8



SABRES

8

1994-95: Missed the final three games of the regular season due to injury...Had 12 assists (and 13 points) in his last 20 games...Had four multiple-point games, including a three-assist performance Apr. 23 vs. Philadelphia...Led all Buffalo defensemen in scoring, though Garry Galley's combined Buffalo (10) and Philadelphia (22) totals exceeded Doug's 20 points...Finished tied for second on the team in playoff scoring...Had 12 points on the power play.

Career: First round draft choice (ninth overall) of the Penguins in 1984...His Kamloops team won the WHL championship in 1984...Was on the WHL's second all-star team in 1982-83 and the league's first all-star team in 1983-84...Played for Canada in the 1987 and 1989 World Championships...Is 19th on the all-time list of games played by a Sabre, four behind Andre Savard entering the 1995-96 season...Ranks 21st on the Sabres' all-time (points) scoring list (one behind Jerry Korab and three behind Lindy Ruff entering 1995-96) and 34th in Buffalo's all-time goal scoring.

Season	Team	League	REGULAR SEASON					PLAYOFFS				
			GP	G	A	PTS	PIM	GP	G	A	PTS	PIM
1982-83	Kamloops	WHL	72	26	66	92	98	7	0	5	5	2
1983-84	Kamloops	WHL	70	21	77	98	90	17	2	15	17	12
1984-85	Pittsburgh	NHL	65	5	26	31	67	—	—	—	—	—
1985-86	Pittsburgh	NHL	79	4	33	37	63	—	—	—	—	—
1986-87	Pittsburgh	NHL	76	11	38	49	52	—	—	—	—	—
1987-88	Pittsburgh	NHL	69	14	31	45	103	—	—	—	—	—
1988-89	Pittsburgh	NHL	10	1	4	5	7	—	—	—	—	—
	Buffalo	NHL	61	7	40	47	52	5	1	1	2	11
1989-90	Buffalo	NHL	71	12	36	48	64	6	1	5	6	6
1990-91	Buffalo	NHL	58	5	23	28	54	4	0	1	1	0
1991-92	Buffalo	NHL	73	11	35	46	108	7	2	1	3	2
1992-93	Buffalo	NHL	81	9	45	54	87	8	2	3	5	0
1993-94	Buffalo	NHL	75	7	32	39	76	7	0	3	3	6
1994-95	Buffalo	NHL	44	3	17	20	47	5	0	4	4	0
NHL TOTALS			762	89	360	449	780	42	6	18	24	25
TOTALS AS A SABRE			463	54	228	282	488	42	6	18	24	25

How Acquired:

Came to the Sabres with Darrin Shannon on November 12, 1988 in a trade with Pittsburgh for Tom Barrasso and a third round draft choice in 1990 (Joe Dziedzic).

Playing Record

Career Scoring vs.:

(As a Sabre only)

Team	GP	G	A	PTS	PIM
Ana.	2	0	0	0	2
Bos.	40	4	22	26	44
Cgy.	12	1	7	8	10
Chi.	14	1	4	5	16
Dal.	14	2	5	7	18
Det.	13	1	5	6	18
Edm.	13	1	5	6	24
Fla.	7	0	5	5	8
Hfd.	44	5	29	34	64
L.A.	15	1	10	11	14
Mil.	39	4	15	19	42
N.J.	18	4	9	13	8
NYI.	21	4	9	13	8
NYR.	23	3	13	16	16
Ott.	15	3	9	12	20
Phi.	18	2	13	15	20
Pit.	22	2	14	16	18
Que.	43	5	22	27	70
S.J.	6	2	3	5	8
Stl.	16	1	6	7	4
T.B.	9	0	1	1	4
Tor.	13	4	3	7	16
Van.	14	1	10	11	12
Wsh.	19	2	6	8	16
Wpg.	13	1	3	4	8

BUFFALO
MEMORIAL
AUDITORIUM



"Legends of the Aud"


1940-1998

Randy Burridge

Left Wing

Born – January 7, 1966 in Fort Erie, Ontario; Height – 5'9", Weight – 185; Shoots – Left; Last Amateur Club – Peterborough (OHL)

Personal: He and his wife Jill have two children – Brittany-Rae and Mackenzie...Is the youngest of eight children (five brothers and two sisters)...Lists his favorite vacation spot as Las Vegas.



1994-95: Traded to Los Angeles (for Warren Rychel on February 10, 1995) after two games with Washington. The Capitals had acquired him June 21, 1991 from Boston for Stephen Leach...Had three multiple-point games (all with the Kings).

Career: Boston's seventh choice (157th overall) in 1985...Washington's 1993-94 nominee for the Bill Masterton trophy (dedication, perseverance, and love of the game)...Had reconstructive surgery on both knees in the summer of 1992...Played in the 1992 NHL All-Star Game...Has been to the Stanley Cup Finals twice, 1988 and 1990, both with Boston...Career hat tricks: 4...Career totals vs. Buffalo: 48 games played, 11 goals, 18 assists, 29 points, 38 penalty minutes.

Season	Team	League	REGULAR SEASON					PLAYOFFS				
			GP	G	A	PTS	PIM	GP	G	A	PTS	PIM
1983-84	Peterborough	OHL	55	6	7	13	44	8	3	2	5	7
1984-85	Peterborough	OHL	66	49	57	106	88	17	9	16	25	18
1985-86	Boston	NHL	52	17	25	42	28	3	0	4	4	12
	Peterborough	OHL	17	15	11	26	23	3	1	3	4	2
	Moncton	AHL	0	0	0	0	0	3	0	2	2	2
1986-87	Boston	NHL	23	1	4	5	16	2	1	0	1	2
	Moncton	AHL	47	26	41	67	139	3	1	2	3	30
1987-88	Boston	NHL	79	27	28	55	105	23	2	10	12	16
1988-89	Boston	NHL	80	31	30	61	39	10	5	2	7	6
1989-90	Boston	NHL	63	17	15	32	47	21	4	11	15	14
1990-91	Boston	NHL	62	15	13	28	40	19	0	3	3	39
1991-92	Washington	NHL	66	23	44	67	50	2	0	1	1	0
1992-93	Washington	NHL	4	0	0	0	0	4	1	0	1	0
	Baltimore	AHL	2	0	1	1	2	—	—	—	—	—
1993-94	Washington	NHL	78	25	17	42	73	11	0	2	2	12
1994-95	Washington	NHL	2	0	0	0	2	—	—	—	—	—
	Los Angeles	NHL	38	4	15	19	8	—	—	—	—	—
NHL TOTALS			547	160	191	351	408	95	13	33	46	101

How Acquired:

Invited to Training Camp '95 as a free agent.

Playing Record

Career Scoring vs.:

Team	GP	G	A	PTS	PIM
Ana.	6	2	4	6	4
Bos.	7	3	0	3	0
Cgy.	25	8	7	15	35
Chi.	17	8	11	19	16
Dal.	21	3	5	8	14
Det.	21	4	9	13	33
Edm.	22	7	9	16	8
Fla.	5	3	1	4	0
Hfd.	43	23	14	37	29
L.A.	17	9	9	18	6
Mil.	43	6	7	13	61
N.J.	23	7	9	16	15
NYI.	22	6	9	15	8
NYR.	27	2	17	19	20
Ott.	4	1	1	2	0
Phi.	23	7	6	13	12
Pit.	25	11	6	17	20
Que.	41	19	14	33	37
S.J.	9	0	2	2	0
Stl.	20	3	5	8	18
T.B.	5	2	3	5	2
Tor.	20	4	8	12	10
Van.	20	5	4	9	16
Wsh.	14	4	5	9	4
Wpg.	19	2	8	10	2

BUFFALO
MEMORIAL
AUDITORIUM

"Legends of the Aud"

1940-1994


Jason Dawe

Left Wing

Born – May 29, 1973 in North York, Ontario; Height – 5'10", Weight – 195; Shoots – Left; Last Amateur Club – Peterborough Petes

Personal: Single...Jason has one sister...Started playing hockey at age 4...Enjoys rock, country, and dance music...Likes to watch golf and baseball...His most memorable hockey moment was assisting on Dave Hannan's goal in the fourth overtime of the playoff game vs. New Jersey (Game Six, Eastern Conference Quarterfinals, Apr. 27, 1994).

43



SABRES

43

44

1994-95: The Sabres won all six games in which he scored a goal...Scored his first career shorthanded goal April 4 (vs. Hartford)...Had a three-point night (2+1=3) on March 30 vs. Ottawa, his second two-goal game of his NHL career and his new personal high for points in one game...Multiple point games: 1...Games missed to injury: 3.

Career: Picked up his first Sabre/NHL point in his first Sabre/NHL game (assist - Jan. 27, 1994 vs. Washington)...Scored his first Sabre/NHL goal Jan. 30, 1994...In 1993-94, Buffalo was 20-9-3 with Jason in the lineup...Member of the OHL Third All-Star Team in 1991-92...CHL Second Team All-Star right wing in 1992-93. Also named to the OHL First All-Star team following that season...The OHL's leading scorer in the playoffs in 1993, and the winner of the George Parsons Trophy (Memorial Cup Tournament Most Sportsmanlike Player)...Finished sixth in the 1992-93 regular season in overall OHL scoring...Was selected to represent Canada in the 1993 IIHF World Junior Hockey Championships in Sweden...On Feb. 18, 1993, Jason became the Peterborough Petes' all-time points leader with 313 (162 goals, 151 assists in 231 games during his four years there). One night earlier, he had become the first player in Petes history to notch 50 goals in less than 50 games, scoring his 50th in his 48th game. Entering the 1995-96 season, Jason's career total of 337 points stands second on Peterborough's all-time list, three points behind his former linemate Mike Harding. Jason, however, is still first in goals (169).

Season	Team	League	REGULAR SEASON					PLAYOFFS				
			GP	G	A	PTS	PIM	GP	G	A	PTS	PIM
1989-90	Peterborough	OHL	50	15	18	33	19	12	4	7	11	4
1990-91	Peterborough	OHL	66	43	27	70	43	4	3	1	4	0
1991-92	Peterborough	OHL	66	53	55	108	55	4	5	0	5	0
1992-93	Peterborough	OHL	59	58	68	126	80	21	18	33	51	18
	Rochester	AHL	0	0	0	0	0	3	1	0	1	0
1993-94	Buffalo	NHL	32	6	7	13	12	6	0	1	1	6
	Rochester	AHL	48	22	14	36	44	-	-	-	-	-
1994-95	Buffalo	NHL	42	7	4	11	19	5	2	1	3	6
	Rochester	AHL	44	27	19	46	24	-	-	-	-	-
NHL TOTALS			74	13	11	24	31	11	2	2	4	12
TOTALS AS A SABRE			74	13	11	24	31	11	2	2	4	12

Playing Record

Career Scoring vs.:

Team	GP	G	A	PTS	PIM
Ana.	2	0	1	1	2
Bos.	4	0	2	2	0
Cgy.	-	-	-	-	-
Chi.	1	0	0	0	0
Dal.	-	-	-	-	-
Det.	1	0	0	0	0
Edm.	-	-	-	-	-
Fla.	6	3	0	3	2
Hfd.	5	3	0	3	7
L.A.	1	0	0	0	0
Mil.	6	0	1	1	2
N.J.	3	0	0	0	0
NYI.	8	1	0	1	2
NYR.	4	0	1	1	2
Ott.	6	2	3	5	2
Phi.	3	0	0	0	0
Pit.	4	0	0	0	4
Que.	8	3	2	5	4
S.J.	-	-	-	-	-
Sil.	1	0	0	0	0
T.B.	5	1	0	1	0
Tor.	-	-	-	-	-
Van.	-	-	-	-	-
Wsh.	6	0	1	1	4
Wpg.	-	-	-	-	-




45

Bryan Fogarty

Defense

Born – June 11, 1969 in Brantford, Ontario; Height – 6"2", Weight – 206; Shoots – Left; Last Amateur Club – Niagara Falls Thunder (OHL)

Personal: Wife's name is Jennifer.



Career: Prior to joining the Sabres, Bryan had played in 16 games against Buffalo in his NHL career, scoring five goals and adding five assists for 10 points to go with 26 penalty minutes. Three of his five goals all came in one game, a 4-2 Nordiques' win in Quebec on December 1, 1990...Was Quebec's first round draft choice (ninth overall) in the 1987 Entry Draft...Traded to Pittsburgh by the Nordiques for Scott Young on March 10, 1992...Signed as a free agent by Tampa Bay on September 28, 1993 and by Montreal on February 25, 1994... Named to the OHL First All-Star team following the 1986-87 and 1988-89 seasons...Earned Canadian Major Junior Player of the Year and Canadian Major Junior Defenseman of the Year honors following the '88-'89 season.

Playing Record

Season	Team	League	REGULAR SEASON					PLAYOFFS				
			GP	G	A	PTS	PIM	GP	G	A	PTS	PIM
1985-86	Kingston	OHL	47	2	19	21	14	10	1	3	4	4
1986-87	Kingston	OHL	56	20	50	70	46	12	2	3	5	5
1987-88	Kingston	OHL	48	11	36	47	50	-	-	-	-	-
1988-89	Niagara Falls	OHL	60	47	108	155	88	17	10	22	32	36
1989-90	Quebec	NHL	45	4	10	14	31	-	-	-	-	-
	Halifax	AHL	22	5	14	19	6	6	2	4	6	0
1990-91	Quebec	NHL	45	9	22	31	24	-	-	-	-	-
	Halifax	AHL	5	0	2	2	0	-	-	-	-	-
1991-92	Quebec	NHL	20	3	12	15	16	-	-	-	-	-
	Halifax	AHL	2	0	0	0	2	-	-	-	-	-
	New Haven	AHL	4	0	1	1	6	-	-	-	-	-
	Muskegon	IHL	8	2	4	6	30	-	-	-	-	-
1992-93	Pittsburgh	NHL	12	0	4	4	4	-	-	-	-	-
	Cleveland	IHL	15	2	5	7	8	3	0	1	1	17
1993-94	Montreal	NHL	13	1	2	3	10	-	-	-	-	-
	Atlanta	IHL	9	1	5	6	4	-	-	-	-	-
	Las Vegas	IHL	30	2	15	17	36	-	-	-	-	-
	Kansas City	IHL	3	2	1	3	2	-	-	-	-	-
1994-95	Montreal	NHL	21	5	2	7	34	-	-	-	-	-
NHL TOTALS			156	22	52	74	119	-	-	-	-	-

How Acquired:
Signed as a free agent by the Sabres on September 6, 1995.

Career Scoring vs.:

Team	GP	G	A	PTS	PIM
Ana.	1	0	0	0	0
Bos.	12	3	5	8	8
Cgy.	5	0	5	5	2
Chi.	3	0	4	4	0
Dal.	5	0	2	2	6
Det.	8	0	5	5	6
Edm.	4	0	1	1	2
Fla.	1	0	0	0	0
Hfd.	11	0	2	2	8
L.A.	4	0	1	1	2
Mtl.	12	3	7	10	2
N.J.	8	0	4	4	4
NYI.	8	2	2	4	6
NYR.	6	0	1	1	2
Ott.	4	1	0	1	6
Phi.	8	0	1	1	8
Pit.	8	0	0	0	19
Que.	7	3	2	5	6
S.J.	1	1	0	1	0
Stl.	5	0	1	1	0
T.B.	-	-	-	-	-
Tor.	5	2	1	3	4
Van.	6	1	1	2	2
Wsh.	3	0	1	1	0
Wpg.	5	1	1	2	0




Garry Galley

Defense

Born: April 16, 1963 in Montreal, Quebec; Height – 6'0", Weight – 204; Shoots – Left; Last Amateur Club – Bowling Green

Personal: He and his wife Terry-Lynn have one son, Wyatt, and one daughter, Shaylynn.



48

1994-95: Had a five-game point-scoring streak from Mar. 5 to Mar. 15 (0+9=9)...Was on a three-game point-scoring streak at the time he was traded to Buffalo (0+4=4), and proceeded to pick up a point (assist) in his first game as a Sabre (4/8 at Hartford). He also had one assist in each of the following three games...Multiple-point games: 6.

94-95 Milestones: Played in his 700th NHL game January 31 at Quebec (for Philadelphia)...Recorded his 400th NHL point April 26 against Florida (his first goal and multiple-point game as a Sabre).

Career: Played in the 1994 and 1991 NHL All-Star Games... Played for Team Canada at the 1993 World Championship Tournament... Prior to becoming a Sabre, Garry had played 45 career games against the Sabres, scoring four goals and adding 22 assists for 26 points to go with 62 penalty minutes... Named the 1994 winner of the Barry Ashbee Trophy as the Flyers' best defenseman (which he'd also won the previous year) and the Class Guy Award as the player who best exemplifies a strong rapport with the media... Was traded to Philadelphia by Boston on January 2, 1992 with Wes Walz and Boston's third round choice (Milos Holan) in the 1993 NHL Entry Draft for Gord Murphy, Brian Dobbin, the Flyers' third round choice (Sergei Zholtok) in the 1992 Entry Draft, and Philadelphia's fourth round choice (Charles Paquette) in the 1993 Entry Draft...Had been signed by Boston as a free agent on July 8, 1988...Was traded to Washington by Los Angeles on February 14, 1987 for Al Jensen after having started his career with the Kings when they made him their fourth choice, 100th overall, in the 1983 Entry Draft...Had an assist in his first NHL game (Oct. 11, 1984 vs. Edmonton)...Following the 1983-84 season at Bowling Green, Garry was named to the CCHA First All-Star Team and a NCAA All-American.

Season	Team	League	REGULAR SEASON					PLAYOFFS				
			GP	G	A	PTS	PIM	GP	G	A	PTS	PIM
1981-82	Bowling Green ...	CCHA	42	3	36	39	48	—	—	—	—	—
1982-83	Bowling Green ...	CCHA	40	17	29	46	40	—	—	—	—	
1983-84	Bowling Green ...	CCHA	44	15	52	67	61	—	—	—	—	
1984-85	Los Angeles	NHL	78	8	30	38	82	3	1	0	1	2
1985-86	Los Angeles	NHL	49	9	13	22	46	—	—	—	—	
	New Haven	AHL	4	2	6	8	6	—	—	—	—	
1986-87	Los Angeles	NHL	30	5	11	16	57	—	—	—	—	
	Washington	NHL	18	1	10	11	10	2	0	0	0	
1987-88	Washington	NHL	58	7	23	30	44	13	2	4	6	13
1988-89	Boston	NHL	78	8	21	29	80	9	0	1	1	33
1989-90	Boston	NHL	71	8	27	35	75	21	3	3	6	34
1990-91	Boston	NHL	70	6	21	27	84	16	1	5	6	17
1991-92	Boston	NHL	38	2	12	14	83	—	—	—	—	
	Philadelphia	NHL	39	3	15	18	34	—	—	—	—	
1992-93	Philadelphia	NHL	83	13	49	62	115	—	—	—	—	
1993-94	Philadelphia	NHL	81	10	60	70	91	—	—	—	—	
1994-95	Philadelphia	NHL	33	2	20	22	20	—	—	—	—	
	Buffalo	NHL	14	1	9	10	10	5	0	3	3	4
NHL TOTALS			740	83	321	404	831	69	7	16	23	103
TOTALS AS A SABRE			14	1	9	10	10	5	0	3	3	4

How Acquired:

Came to the Sabres on April 7, 1995 in a trade with Philadelphia for Petr Svoboda.

Playing Record

Career Scoring vs.

Team	GP	G	A	PTS	PIM
Ana.	2	0	1	1	0
Bos.	28	3	12	15	29
Cgy.	33	2	12	14	22
Chi.	25	2	12	14	25
Dal.	17	5	4	9	24
Det.	29	2	12	14	26
Edm.	34	2	11	13	60
Fla.	9	1	6	7	2
Hfd.	49	6	27	33	72
L.A.	19	0	7	7	16
Mtl.	49	4	21	25	56
N.J.	41	4	17	21	32
NYI.	44	9	25	34	59
NYR.	41	3	19	22	28
Ott.	9	0	7	7	10
Phi.	22	5	4	9	18
Pit.	39	4	18	22	67
Que.	45	4	21	25	43
S.J.	6	1	1	2	11
Stl.	20	3	6	9	22
T.B.	10	1	10	11	21
Tor.	27	4	12	16	32
Van.	33	6	9	15	76
Wsh.	35	7	11	18	12
Wpg.	29	1	14	15	6

BUFFALO
MEMORIAL
AUDITORIUM

"Legends of the Aud"

1940-1994


49

Dave Hannan

Center

Born – November 26, 1961 in Sudbury, Ontario; Height – 5'10", Weight – 180; Shoots – Left; Last Amateur Club – Brantford

Personal: Agreed to terms on a new contract on August 15, 1995...Dave and wife Ginny have three children – Jeffrey, Courtney, and Patrick...Considers Martin Brodeur the toughest NHL goalie to play against right now...Off-season home, Pittsburgh, PA...Owns Dave Hannan's Hockey Supply there...Enjoys jazz music... Dave's favorite athlete (in any sport) is golfer Greg Norman...Would like to do broadcasting after his hockey career.



50

1994-95: Scored the 20th shorthanded goal of his career on March 28 (vs. Quebec)...Had a consecutive games played streak of 98 end when he missed the March 14 game (at Florida)...Multiple point games: 2...Games missed to injury: 5.

Career: Will be best remembered for scoring the game's only goal (which he considers one of his most memorable hockey moments) in the sixth longest game in NHL playoff history when he won the sixth game of the 1994 Eastern Conference Quarter Final series for Buffalo against visiting New Jersey 5:43 into the fourth overtime...Is tied for ninth on the Sabres' all-time list of shorthanded goal leaders...Pittsburgh's 10th round draft choice (196th overall) in 1981... Played with Doug Bodger in Pittsburgh in the mid-1980's...Traded to Edmonton by Pittsburgh with Craig Simpson, Moe Mantha, and Chris Joseph for Paul Coffey, Dave Hunter, and Wayne Van Dorp on November 24, 1987...Played under John Muckler for the 1988 Stanley Cup champion Edmonton Oilers...Played with Sabres coach Ted Nolan on the 1985-86 Pittsburgh Penguins team...Claimed by Pittsburgh in 1988 Waiver Draft, and taken by Toronto in 1989 Waiver Draft...Won a silver medal at the 1992 Olympics while playing for Canada...Had an assist in his first game as a Sabre.

Season	Team	League	REGULAR SEASON					PLAYOFFS				
			GP	G	A	PTS	PIM	GP	G	A	PTS	PIM
1979-80	S.S. Marie	OHA	28	11	10	21	31	—	—	—	—	—
	Brantford	OHA	25	5	10	15	26	—	—	—	—	—
1980-81	Brantford	OHA	56	46	35	81	155	6	2	4	6	20
1981-82	Pittsburgh	NHL	1	0	0	0	0	—	—	—	—	—
	Erie	AHL	76	33	37	70	129	—	—	—	—	—
1982-83	Pittsburgh	NHL	74	11	22	33	127	—	—	—	—	—
	Baltimore	AHL	5	2	2	4	13	—	—	—	—	—
1983-84	Pittsburgh	NHL	24	2	3	5	33	—	—	—	—	—
	Baltimore	AHL	47	18	24	42	98	10	2	6	8	27
1984-85	Pittsburgh	NHL	30	6	7	13	43	—	—	—	—	—
	Baltimore	AHL	49	20	25	45	91	—	—	—	—	—
1985-86	Pittsburgh	NHL	75	17	18	35	91	—	—	—	—	—
1986-87	Pittsburgh	NHL	58	10	15	25	56	—	—	—	—	—
1987-88	Pittsburgh	NHL	21	4	3	7	23	—	—	—	—	—
	Edmonton	NHL	51	9	11	20	43	12	1	1	2	8
1988-89	Pittsburgh	NHL	72	10	20	30	157	8	0	1	1	4
1989-90	Toronto	NHL	39	6	9	15	55	3	1	0	1	4
1990-91	Toronto	NHL	74	11	23	34	82	—	—	—	—	—
1991-92	Toronto	NHL	35	2	2	4	16	—	—	—	—	—
	Can. National		3	0	0	0	2	—	—	—	—	—
	Can. Olympic		8	3	5	8	8	—	—	—	—	—
	Buffalo	NHL	12	2	4	6	48	7	2	0	2	2
1992-93	Buffalo	NHL	55	5	15	20	43	8	1	1	2	18
1993-94	Buffalo	NHL	83	6	15	21	53	7	1	0	1	6
1994-95	Buffalo	NHL	42	4	12	16	32	5	0	2	2	2
NHL TOTALS			746	105	179	284	902	50	6	5	11	44
TOTALS AS A SABRE			192	17	46	63	176	27	4	3	7	28

How Acquired:

Came to the Sabres on Mar. 10, 1992 from Toronto for a fifth round draft choice (Chris Deruiter) in 1992.

Playing Record

Career Scoring vs.

(As a Sabre only)

Team	GP	G	A	PTS	PIM
Ana.	2	0	2	2	0
Bos.	12	2	4	6	10
Cgy.	3	0	1	1	0
Chi.	5	1	1	2	19
Dal.	6	0	0	0	10
Det.	4	1	4	5	2
Edm.	4	0	2	2	4
Fla.	6	1	1	2	2
Hfd.	14	1	3	4	4
L.A.	5	0	0	0	2
Mtl.	15	1	2	3	10
N.J.	10	0	2	2	2
NYI.	11	0	0	0	35
NYR.	10	2	1	3	4
Ott.	13	0	6	6	16
Phi.	10	1	3	4	23
Pit.	11	2	3	5	2
Que.	15	2	4	6	17
S.J.	3	2	0	2	0
Stl.	3	0	0	0	4
T.B.	8	0	4	4	6
Tor.	3	0	0	0	2
Van.	5	0	0	0	0
Wsh.	10	1	2	3	2
Wpg.	4	0	1	1	0

BUFFALO MEMORIAL AUDITORIUM

1940-1996

"Legends of the Aud"

51

Dominik Hasek

Goaltender

Born – January 29, 1965 in Pardubice, Czechoslovakia; Height – 5'11", Weight – 168; Catches – Left; Last Amateur Club – Dukla Jihlava

Personal: Dominik and his wife Alena have a son named Michael and a daughter, Dominika...Has one sister and one brother, the latter plays major pro soccer in the Czech Republic...Would like to get into coaching following his hockey career...Dominik speaks Czechoslovakian, English, and Russian.

39



39

52

1994-95: Won the Vezina Trophy as the league's top goaltender for the second straight season...Also named the Official NHL First All-Star Team goaltender for the second straight year...Was the second runner-up for the Hart Trophy (League MVP), after having been the first runner-up following 1993-94...Finished tied for the league lead in goals-against average, tied for fifth in wins, led the league in save percentage (.930), and was tied for the lead in shutouts. The year before, he had led the league in GAA and save percentage (.930), while being tied for first in shutouts...Moved into seventh place on the team's all-time games and minutes played lists for goaltenders...The Sabres' Met Life Player of the Month for February...Ended the season with two shutouts in his last four games... Missed three games with a left rotator cuff strain... Named "The Hockey News" Goaltender of the Year.

94-95 Milestone: Played in his 100th game as a Sabre on Feb. 26 vs. the New York Rangers.

Career: Set the team record for shutouts in one season with seven in 1993-94. In addition, his total combined with Grant Fuhr's two set a new club record for team shutouts in one season...Became the first European-trained goaltender to lead the league in goals-against average (1.95 in 1993-94)...Teamed with Grant Fuhr to win the 1993-94 Jennings Trophy (lowest team goals-against in the regular season)...Became the first NHL goaltender to finish the regular season with a GAA below two since Bernie Parent in 1973-74 with his 1993-94 mark of 1.95...Had, in 1993-94, become only the third Sabre goaltender to finish the season first among netminders in GAA...The NHL's Co-Player of the month and the Sabres' Met Life Player of the Month for December, 1993...Set new team records in 1993-94 for goals-against average and save percentage (minimum 25 games played) by a Buffalo goalie in one season...The NHL Player of the Week for the period Dec. 6-12, 1993 (3-0-0, 1.00 goals-against average, .959 save percentage, one assist, one shutout)...The Sabres' Met Life Player of the Month for March, 1994...Posted two playoff shutouts in 1994, the second seeing him stop 70 shots in a 1-0 fourth overtime victory...Following the 1993-94 season, he won: The Hockey News/Upper Deck Goaltender of the Year, The Sporting News Second Team All-Star, Goaltender on the All-Beckett Hockey Team and was named that publication's Player of the Year, the Memorial Trophy as the team's most valuable player (as voted by his teammates), the Star of Stars Trophy, and the Reeds Jewelers Most Popular Player Award...Chicago's 11th choice (199th overall) in the 1983 Entry Draft...His first NHL victory came at Buffalo (5-3) on March 8, 1991...Was the starting goaltender for Team Czechoslovakia during the 1991 Canada Cup Tournament...Named to the Upper Deck/NHL All Rookie Team following the 1991-92 season...Czechoslovakian Goaltender of the Year: 1986, 1987, 1988, 1989, 1990... Czechoslovakian Player of the Year: 1987, 1989, 1990...Czechoslovakian First-Team All-Star: 1988, 1989, 1990...IHL First All-Star Team (1991)...Career shutouts: 13 (12 with Buffalo).

Season	Team	League	REGULAR SEASON					PLAYOFFS						
			GP	MINS	GA	SO	AVG.	GP	MIN	GA	SO	AVG		
1981-82	Pardubice	Czech	12	661	34									
1982-83	Pardubice	Czech	42	2358	105									
1983-84	Pardubice	Czech	40	2304	108									
1984-85	Pardubice	Czech	42	2419	131									
1985-86	Pardubice	Czech	45	2689	138									
1986-87	Pardubice	Czech	43	2515	103									
1987-88	Pardubice	Czech	31	1862	93									
1988-89	Pardubice	Czech	42	2507	114									
1989-90	Dukla Jihlava	Czec	40	2251	80									
1990-91	Indianapolis	IHL	33	1903	80	5	2.52	1	60	3	0	3.00		
	Chicago	NHL	5	196	8	0	2.46	3	69	3	0	2.61		
1991-92	Indianapolis	IHL	20	1162	69	1	3.56	-	-	-	-	-		
	Chicago	NHL	20	1014	44	1	2.60	3	158	8	0	3.04		
1992-93	Buffalo	NHL	28	1429	75	0	3.15	1	45	1	0	1.33		
1993-94	Buffalo	NHL	58	3358	109	7	1.95	7	484	13	2	1.61		
1994-95	Buffalo	NHL	41	2416	85	5	2.11	5	309	18	0	3.50		
NHL TOTALS			152	8412	321	13	2.29	19	1065	43	2	2.42		
TOTALS AS A SABRE			127	7203	269	12	2.24	13	838	32	2	2.29		

Playing Record

How Acquired:

Traded by Chicago to Buffalo on August 7, 1992 for Stephane Beauregard and Buffalo's fourth round choice (Eric Daze) in the 1993 Entry Draft.

Yearly Won-Lost-Tied Record

Season	Team	REGULAR SEASON		PLAY-OFFS		
		W	L	T	W	L
1990-91	Chicago	3	0	1	0	0
	Indianapolis	20	11	1	1	0
1991-92	Chicago	10	4	1	0	2
	Indianapolis	7	10	3		
1992-93	Buffalo	11	10	4	1	0
1993-94	Buffalo	30	20	6	3	4
1994-95	Buffalo	19	14	7	1	4
NHL TOTALS		73	48	19	5	10
TOTALS AS A SABRE		60	44	17	5	8

BUFFALO
MEMORIAL
AUDITORIUM

"Legends of the Aud"

1940-1998


53

Brian Holzinger

Center

Born – October 10, 1972 in Parma, Ohio; Height – 5'11", Weight – 180; Shoots: Right; Last Amateur Club – Bowling Green State University

Personal: Single...Signed a multi-year deal with the Sabres on April 12, 1995.



19

19

1994-95: Made his NHL debut on April 16 (vs. Ottawa)...Recorded his first NHL point (assist) on May 1 (vs. Montreal)...Then picked up his first multiple-point game with two assists against the Devils two nights later...Scored his first NHL goal on May 8 at Philadelphia (playoff game)...Played for Bowling Green State University prior to joining the Sabres, leading his team in scoring ...Won the Hobey Baker Award as the top U.S. collegiate hockey player...Also named the CCHA Player of the Year and to the CCHA First All-Star Team and NCAA West First All-American Team.

Career: Named to the CCHA Second All-Star Team following the 1992-93 season.

Season Team	League	REGULAR SEASON					PLAYOFFS				
		GP	G	A	PTS	PIM	GP	G	A	PTS	PIM
1990-91 Detroit	US, Jr	37	45	41	86	16	-	-	-	-	-
1991-92 Bowling Green	CCHA	30	14	8	22	36	-	-	-	-	-
1992-93 Bowling Green	CCHA	41	31	26	57	44	-	-	-	-	-
1993-94 Bowling Green	CCHA	38	22	15	37	24	-	-	-	-	-
1994-95 Bowling Green	CCHA	38	35	34	69	42	-	-	-	-	-
Buffalo	NHL	4	0	3	3	0	4	2	1	3	2
NHL TOTALS		4	0	3	3	0	4	2	1	3	2
TOTALS AS A SABRE		4	0	3	3	0	4	2	1	3	2

How Acquired:

Sixth round draft choice (124th overall) of the Sabres in 1991.

Playing Record



BUFFALO MEMORIAL AUDITORIUM



"Legends of the Aud"


1940-1996

Doug Houda

Defense

Born: June 3, 1966 in Blairmore, Alberta; Height – 6'2", Weight – 190; Shoots – Right; Last Amateur Club – Medicine Hat Tigers

Personal: Agreed to terms on a new contract August 15, 1995...He and his wife Shelley have a two-year old daughter...Doug enjoys fishing and golf...Considers being drafted as his most memorable hockey moment.



1994-95: Registered his first point as a Sabre 2/7 vs. Washington...Returned to the lineup on 3/18 after missing 12 games with a hand injury...Scored his first goal as a Sabre 4/1, also registering his first multiple point game of the season/as a Sabre.

Career: Detroit's second round pick (28th overall) in 1984...Played with current NHLer Dana Murzyn on the 1984-85 Calgary Wranglers team (WHL). Doug was a second team All-Star that season... Began playing in the NHL at the age of 19 when he appeared in six of Detroit's first 19 games of the 1985-86 season...Scored his first NHL goal December 9, 1987 vs. St. Louis (for Detroit)... AHL first team All-Star following the 1987-88 season...Traded to Los Angeles by Hartford for Marc Potvin on November 3, 1993...Traded to Hartford by Detroit on February 20, 1991 for Doug Crossman...Career totals vs. Buffalo: 23 games played, one assist, one point, 104 penalty minutes.

Season	Team	League	REGULAR SEASON					PLAYOFFS				
			GP	G	A	PTS	PIM	GP	G	A	PTS	PIM
1981-82	Calgary	WHL	3	0	0	0	0	-	-	-	-	-
1982-83	Calgary	WHL	71	5	23	28	99	16	1	3	4	44
1983-84	Calgary	WHL	69	6	30	36	195	4	0	0	0	7
1984-85	Calgary	WHL	65	20	54	74	182	8	3	4	7	29
	Kalamazoo	IHL	-	-	-	-	-	7	0	2	2	10
1985-86	Detroit	NHL	6	0	0	0	4	-	-	-	-	-
	Calgary	WHL	16	4	10	14	60	-	-	-	-	-
	Medicine Hat	WHL	35	9	23	32	80	25	4	19	23	64
1986-87	Adirondack	AHL	77	6	23	29	142	11	1	8	9	50
1987-88	Detroit	NHL	11	1	1	2	10	-	-	-	-	-
	Adirondack	AHL	71	10	32	42	169	11	0	3	3	44
1988-89	Detroit	NHL	57	2	11	13	67	6	0	1	1	0
	Adirondack	AHL	7	0	3	3	8	-	-	-	-	-
1989-90	Detroit	NHL	73	2	9	11	127	-	-	-	-	-
1990-91	Adirondack	AHL	38	9	17	26	67	-	-	-	-	-
	Detroit	NHL	22	0	4	4	43	-	-	-	-	-
	Hartford	NHL	19	1	2	3	41	6	0	0	0	8
1991-92	Hartford	NHL	56	3	6	9	125	6	0	2	2	13
1992-93	Hartford	NHL	60	2	6	8	167	-	-	-	-	-
1993-94	Hartford	NHL	7	0	0	0	23	-	-	-	-	-
	Los Angeles	NHL	54	2	6	8	165	-	-	-	-	-
1994-95	Buffalo	NHL	28	1	2	3	68	-	-	-	-	-
NHL TOTALS			393	14	47	61	840	18	0	3	3	21
TOTALS AS A SABRE			28	1	2	3	68	-	-	-	-	-

How Acquired:

Came to the Sabres on July 26, 1994 in a trade with Los Angeles for Sean O'Donnell.

Playing Record

Career Scoring vs.:

Team	GP	G	A	PTS	PIM
Ana.	5	0	2	2	2
Bos.	27	1	7	8	60
Cgy.	15	0	3	3	24
Chi.	22	1	2	3	26
Dal.	30	0	2	2	40
Det.	6	0	2	2	6
Edm.	16	1	2	3	42
Fla.	2	0	0	0	0
Hfd.	9	0	1	1	44
L.A.	8	0	1	1	34
Mil.	18	1	1	2	42
N.J.	18	0	0	0	19
NYI.	17	1	2	3	31
NYR.	15	1	0	1	29
Ott.	10	0	3	3	29
Phi.	15	1	2	3	21
Pit.	12	0	3	3	24
Que.	25	2	4	4	48
S.J.	5	0	1	1	15
Stl.	28	2	0	2	79
T.B.	5	0	0	0	6
Tor.	22	1	6	7	64
Van.	12	0	2	2	17
Wsh.	15	2	1	3	12
Wpg.	13	0	1	1	22

BUFFALO
MEMORIAL
AUDITORIUM

1991 PRESS BOX
BUFFALO JUNE

"Legends of the Aud"

1940-1994


Charlie Huddy

Defense

Born – June 2, 1959 in Oshawa, Ontario; Height – 6'0", Weight – 210; Shoots – Left

Personal: He and his wife Karen have two children, Amanda and Ryan.

22



22

1994-95: Scored his first goal as a Sabre on Feb. 26 (on the power play)...Played in his first game as a Sabre 11 days earlier...Recorded his first assist as a Sabre on Mar. 16.

Career: Signed as a free agent by Edmonton on September 14, 1979...Went on to win five Stanley Cups with the Oilers...Also went to the Stanley Cup Finals with the Kings in 1992-93...Led the NHL in plus/minus in 1982-83 (+62)...Voted by his Los Angeles teammates as the team's Unsung Hero in 1991-92...Was Edmonton's 1987-88 nominee for the Bill Masterton Trophy (dedication, perseverance, and love of the game)...Member of Team Canada in the 1984 Canada Cup... Claimed by Minnesota from Edmonton in the Expansion Draft on May 30, 1991...Traded to Los Angeles by Minnesota with Randy Gilhen, Jim Thomson, and the NY Rangers' fourth round choice (previously acquired by Minnesota - Los Angeles selected Alexei Zhitnik) in the 1991 Entry Draft for Todd Elik on June 22, 1991...Career totals vs. Buffalo: 33 games played, five goals, 11 assists, 16 points.

Season	Team	League	REGULAR SEASON					PLAYOFFS				
			GP	G	A	PTS	PIM	GP	G	A	PTS	PIM
1977-78	Oshawa	OHA	59	17	18	35	81	6	2	1	3	10
1978-79	Oshawa	OHA	64	20	38	58	108	5	3	4	7	12
1979-80	Houston	CHL	79	14	34	48	46	6	1	0	1	2
1980-81	Edmonton	NHL	12	2	5	7	6	—	—	—	—	—
	Wichita	CHL	47	8	36	44	71	17	3	11	14	10
1981-82	Edmonton	NHL	41	4	11	15	46	5	1	2	3	14
	Wichita	CHL	32	7	19	26	51	—	—	—	—	—
1982-83	Edmonton	NHL	76	20	37	57	58	15	1	6	7	10
1983-84	Edmonton	NHL	75	8	34	42	43	12	1	9	10	8
1984-85	Edmonton	NHL	80	7	44	51	46	18	3	17	20	17
1985-86	Edmonton	NHL	76	6	35	41	55	7	0	2	2	0
1986-87	Edmonton	NHL	58	4	15	19	35	21	1	7	8	21
1987-88	Edmonton	NHL	77	13	28	41	71	13	4	5	9	10
1988-89	Edmonton	NHL	76	11	33	44	52	7	2	0	2	4
1989-90	Edmonton	NHL	70	1	23	24	56	22	0	6	6	11
1990-91	Edmonton	NHL	53	5	22	27	32	18	3	7	10	10
1991-92	Los Angeles	NHL	56	4	19	23	43	6	1	1	2	10
1992-93	Los Angeles	NHL	82	2	25	27	64	23	1	4	5	12
1993-94	Los Angeles	NHL	79	5	13	18	71	—	—	—	—	—
1994-95	Los Angeles	NHL	9	0	1	1	6	—	—	—	—	—
	Buffalo	NHL	32	2	4	6	36	3	0	0	0	0
NHL TOTALS			952	94	349	443	720	170	18	66	84	127
TOTALS AS A SABRE			32	2	4	6	36	3	0	0	0	0

How Acquired:

Came to the Sabres from Los Angeles on February 14, 1995 along with Alexei Zhitnik, Robb Stauber, and a fifth round pick (Marian Mearns) in the 1995 NHL

Playing Record


Entry Draft in exchange for Grant Fuhr, Philippe Boucher, and Denis Tsygurov.

Grant Jennings

Defense

Born — May 5, 1965 in Hudson Bay, Saskatchewan; Height — 6'3", Weight — 205; Shoots — Left; Last Amateur Club — Saskatoon Blades (WHL)

Personal: Wife's name is Susan...His grandfather, Harry Stacey, coached and played for Belgium in the 1936 Olympics...Has an older brother and a younger sister.



1994-95: Had a multiple-point game (two assists) Mar. 15 against Montreal (for Pittsburgh)...Traded to Toronto on April 7 for Drake Berehowsky...Games missed to injury: 9 (all while with the Penguins).

Career: Played on the 1990-91 and 1991-92 Stanley Cup champion Pittsburgh Penguins...Prior to coming to Buffalo, Grant had played 24 games in his NHL career against the Sabres, recording three assists and 50 penalty minutes...His +17 rating in 1988-89 for Hartford led all NHL rookie defensemen...Was teammates in junior hockey (Saskatoon) with current NHLers Wendel Clark and Joey Kocur...Signed as a free agent by Washington June 25, 1985...Traded to Hartford by Washington with Ed Kastelic for Mike Millar and Neil Sheehy on July 6, 1988...Traded to Pittsburgh by Hartford with Ron Francis and Ulf Samuelsson for John Cullen, Zarley Zalapski, and Jeff Parker on March 4, 1991.

Playing Record

Season	Team	League	REGULAR SEASON					PLAYOFFS				
			GP	G	A	PTS	PIM	GP	G	A	PTS	PIM
1983-84	Saskatoon	WHL	64	5	13	18	102	-	-	-	-	-
1984-85	Saskatoon	WHL	47	10	24	34	134	-	-	-	-	-
1985-86	Binghamton	AHL	51	0	4	4	109	-	-	-	-	-
1986-87	Fort Wayne	IHL	3	0	0	0	0	-	-	-	-	-
	Binghamton	AHL	47	1	5	6	125	13	0	2	2	17
1987-88	Washington	NHL	0	0	0	0	0	1	0	0	0	0
	Binghamton	AHL	56	2	12	14	195	3	1	0	1	15
1988-89	Hartford	NHL	55	3	10	13	159	4	1	0	1	17
	Binghamton	AHL	2	0	0	0	2	-	-	-	-	-
1989-90	Hartford	NHL	64	3	6	9	171	7	0	0	0	13
1990-91	Hartford	NHL	44	1	4	5	82	-	-	-	-	-
	Pittsburgh	NHL	13	1	3	4	26	13	1	1	2	16
1991-92	Pittsburgh	NHL	53	4	5	9	104	10	0	0	0	12
1992-93	Pittsburgh	NHL	58	0	5	5	65	12	0	0	0	8
1993-94	Pittsburgh	NHL	61	2	4	6	126	3	0	0	0	2
1994-95	Pittsburgh	NHL	25	0	4	4	36	-	-	-	-	-
	Toronto	NHL	10	0	2	2	7	4	0	0	0	0
NHL TOTALS			383	14	43	57	776	54	2	1	3	68

How Acquired:

Signed as a free agent by the Sabres on August 25, 1995.

Career Scoring vs.:

Team	GP	G	A	PTS	PIM
Ana.	3	0	1	1	2
Bos.	25	2	1	3	34
Cgy.	12	0	1	1	18
Chi.	13	2	2	4	35
Dal.	13	0	3	3	31
Det.	10	0	2	2	30
Edm.	15	2	2	4	24
Fla.	6	0	1	1	6
Hfd.	12	0	0	0	19
L.A.	10	0	0	0	17
Mil.	25	0	6	6	56
N.J.	18	1	0	1	37
NYL	27	0	4	4	31
NYR.	21	1	1	2	65
Ott.	7	0	1	1	6
Phi.	25	3	0	3	43
Pit.	7	1	3	4	16
Que.	25	1	6	7	132
S.J.	4	0	1	1	2
Stl.	13	0	1	1	11
T.B.	8	0	0	0	17
Tor.	10	0	2	2	12
Van.	15	1	1	2	35
Wsh.	23	0	1	1	34
Wpg.	12	0	0	0	13




Yuri Khmylev

Left Wing

Born – August 9, 1964 in Moscow, Soviet Union; Height – 6'1"; Weight – 189; Shoots – Right; Last Amateur Club – Krylja Sovetov

Personal: Signed a new three-year contract on June 29, 1995...Yuri's wife's name is Vera. They have one daughter, Olga.

13



13

1994-95: In the last game of the regular season Yuri had three assists, giving him 15 points (6+9=15) in his last 19 games...Led the Sabres in plus/minus (+8)...Was the only Sabre to appear in all 48 regular season games...Multiple point games: 6.

94-95 Milestone: Registered his 100th Sabre/NHL point Jan. 22.

Career: Has scored two overtime goals (one regular season, one playoffs), both in his first NHL season...Won a gold medal (along with current Buffalo defenseman Alexei Zhitnik) in the 1992 Olympics playing for the C.I.S. team...Played with current NHLers Sergei Nemchinov, Sergei Makarov, and Dmitri Mironov on the Soviet Wings touring club in the 1989-90 Super Series vs. NHL teams...Hat tricks: 1.

Season Team	League	REGULAR SEASON					PLAYOFFS				
		GP	G	A	PTS	PIM	GP	G	A	PTS	PIM
1981-82 Soviet Wings	USSR	8	2	2	4	2					
1982-83 Soviet Wings	USSR	51	9	7	16	14					
1983-84 Soviet Wings	USSR	43	7	8	15	10					
1984-85 Soviet Wings	USSR	30	11	4	15	24					
1985-86 Soviet Wings	USSR	40	24	9	33	22					
1986-87 Soviet Wings	USSR	40	15	15	30	48					
1987-88 Soviet Wings	USSR	48	21	8	29	46					
1988-89 Soviet Wings	USSR	44	16	18	34	38					
1989-90 Soviet Wings	USSR	44	14	13	27	30					
1990-91 Soviet Wings	USSR	45	25	14	39	26					
1991-92 Soviet Wings	CIS	42	19	17	36	20					
1992-93 Buffalo	NHL	68	20	19	39	28	8	4	3	7	4
1993-94 Buffalo	NHL	72	27	31	58	49	7	3	1	4	8
1994-95 Buffalo	NHL	48	8	17	25	14	5	0	1	1	8
NHL TOTALS		188	55	67	122	91	20	7	5	12	20
TOTALS AS A SABRE		188	55	67	122	91	20	7	5	12	20

How Acquired:

Drafted in the fifth round (108th overall) by the Sabres in 1992.

Playing Record

Career Scoring vs.:

Team	GP	G	A	PTS	PIM
Ana.	2	0	1	1	0
Bos.	14	7	2	9	4
Cgy.	4	3	1	4	4
Chi.	4	0	2	2	0
Dal.	3	1	2	3	0
Det.	4	2	2	4	0
Edm.	4	0	1	1	4
Fla.	7	1	3	4	4
Hfd.	16	5	3	8	10
L.A.	3	3	0	3	6
Mil.	13	2	8	10	13
N.J.	9	2	4	6	2
NYI.	10	1	5	6	4
NYR.	10	5	3	8	6
Ott.	12	6	5	11	2
Phi.	8	1	2	3	8
Pit.	14	5	4	9	4
Que.	13	5	7	12	8
S.J.	3	0	2	2	2
Stl.	4	1	0	1	4
T.B.	10	2	3	5	4
Tor.	4	0	1	1	0
Van.	5	1	2	3	0
Wsh.	9	2	2	4	2
Wpg.	3	0	2	2	0

BUFFALO
MEMORIAL
AUDITORIUM

"Legends of the Aud"


1940-1994

Pat LaFontaine

Center

Born – February 22, 1965 in St. Louis, Missouri; Height – 5'10", Weight – 180; Shoots – Right; Last Amateur Club – U.S. Olympic Team

Personal: Pat and his wife, Marybeth, have two daughters, Sarah and Brianna, and welcomed their first son, Daniel, this past May. They have two dogs and live in East Amherst...Pat is very active in the United Way and is their spokesperson. He is also on the Board of Trustees for Childrens Hospital of Buffalo...Wears his jersey number because 1+6=7, which is the number he wore in juniors.



1994-95: Returned to the lineup on March 16 after missing the first 23 games of the season while continuing his rehabilitation from a November, 1993 right knee injury (for which he underwent successful surgery on the anterior cruciate ligament the next month on December 3)...Was held without a point in just five of the 22 games in which he did play and had nine multiple point games and a seven-game point-scoring streak...Won the NHL's Bill Masterton Memorial Trophy for perseverance, sportsmanship, and dedication to hockey... Finished tied for fifth in the NHL in shooting percentage (22.2)...Games missed due to injury: 24.

94-95 Milestones: Scored his 400th NHL goal Apr. 14... Played in his 700th NHL game the same night.

Career: The Islanders' first round draft choice (3rd overall) in 1983...Had at least 40 goals in six consecutive seasons until the injury-shortened 1993-94 campaign...Won the Dodge/NHL Performer of the Year Award in 1989-90...Has played in five NHL All-Star games...Played for Team USA in the 1991 Canada Cup...Holds Sabre records for assists and points in one season, goals by a center, and is tied for the record for assists in one game...Is 18th on the Sabres' all-time (points) scoring list and tied for 16th on the club's all-time list of goal scorers...Finished third in the voting for both the NHL's Lady Byng and Hart Memorial Trophies following the 1992-93 season, was named to the NHL's Second All-Star Team, and won the team's Memorial Trophy (team MVP as voted by his teammates) & Punch Imlach Award (dedication and leadership) following the same season. Also was the winner or co-winner of the club's most popular player award for three consecutive seasons...In June of 1993, Pat became the first active player to receive the USA Hockey Distinguished Achievement Award, presented annually to a U.S. citizen who has made hockey his or her profession and has made an outstanding contribution to the sport in the United States...Missed five weeks of the 1991-92 season due to a broken jaw...Played for Team USA at the 1991 Canada Cup...Hat tricks: 12 (5 with Buffalo).

Season	Team	League	REGULAR SEASON					PLAYOFFS				
			GP	G	A	PTS	PIM	GP	G	A	PTS	PIM
1982-83	Verdun	QMJHL	70	104	130	234	10	15	11	24	35	4
1983-84	U.S. National		58	56	55	111	22	—	—	—	—	—
	U.S. Olympic		6	5	5	10	0	—	—	—	—	
	N.Y. Islanders	NHL	15	13	6	19	6	16	3	6	9	8
1984-85	N.Y. Islanders	NHL	67	19	35	54	32	9	1	2	3	4
1985-86	N.Y. Islanders	NHL	65	30	23	53	43	3	1	0	1	0
1986-87	N.Y. Islanders	NHL	80	38	32	70	70	14	5	7	12	10
1987-88	N.Y. Islanders	NHL	75	47	45	92	52	6	4	5	9	8
1988-89	N.Y. Islanders	NHL	79	45	43	88	26	—	—	—	—	—
1989-90	N.Y. Islanders	NHL	74	54	51	105	38	2	0	1	1	0
1990-91	N.Y. Islanders	NHL	75	41	44	85	42	—	—	—	—	—
1991-92	Buffalo	NHL	57	46	47	93	98	7	8	3	11	4
1992-93	Buffalo	NHL	84	53	95	148	63	7	2	10	12	0
1993-94	Buffalo	NHL	16	5	13	18	2	—	—	—	—	—
1994-95	Buffalo	NHL	22	12	15	27	4	5	2	2	4	2
NHL TOTALS			709	403	449	852	476	69	26	36	62	36
TOTALS AS A SABRE			179	116	170	286	167	19	12	15	27	6

How Acquired:

Came to the Sabres with Randy Wood, Randy Hillier and a fourth round choice (Dean Melanson) in the 1992 Entry Draft on Oct. 25, 1991 in a trade with N.Y.

Playing Record

Islanders for Pierre Turgeon, Uwe Krupp, Benoit Hogue and Dave McLlwain.

Career Scoring vs.:

(As a Sabre only)

Team	GP	G	A	PTS	PIM
Ana.	—	—	—	—	—
Bos.	17	10	13	23	16
Cgy.	5	4	6	10	2
Chi.	4	3	5	8	19
Dal.	5	2	1	3	8
Det.	6	4	7	11	2
Edm.	6	5	7	12	4
Fla.	2	1	2	3	4
Hfd.	18	10	14	24	4
L.A.	5	2	8	10	4
Mtl.	15	10	13	23	30
N.J.	7	7	4	11	0
NYI.	8	4	5	9	4
NYR.	8	3	9	12	4
Ott.	9	9	9	18	19
Phi.	11	5	6	11	19
Pit.	9	4	7	11	0
Que.	14	12	14	26	4
S.J.	3	5	6	11	0
Stl.	4	3	6	9	2
T.B.	4	1	5	6	2
Tor.	4	2	6	8	8
Van.	5	4	3	7	6
Wsh.	7	3	7	10	6
Wpg.	3	3	7	10	0




Brad May

Left Wing

Born – November 29, 1971 in Toronto, Ontario; Height – 6'1", Weight – 210; Shoots – Left; Last Amateur Club: Niagara Falls Thunder

Personal: Brad's wife's name is Brigitte. They have two dogs...Lists Michael Jordan of the Chicago Bulls and golfers Greg Norman and Jack Nicklaus as his favorite athletes...Brad's favorite non-hockey sports team is the Buffalo Bills... Enjoys the outdoors...Works with the Juvenile Diabetes Foundation...Would like to get into real estate following his hockey career.



1994-95: Returned to the lineup April 14 after missing 15 games due to a broken fifth metacarpal bone in his right hand...Had a streak of 115 consecutive games played end March 14...Games missed to injury: 15.

Career: Scored a goal on his first NHL shot in his first NHL game, Oct. 4, 1991...His 1991-92 penalty minutes total is a record for a Sabre rookie and ranks fourth on the team's all-time list for penalty minutes in one season by one player...Is ninth on the Sabres' all-time penalty minute leaders list...Successful on his only penalty shot attempt to-date (Nov. 11, 1992 vs. Boston's Andy Moog)...Has two overtime goals (one regular season, one playoff)...Set new personal highs in 1993-94 for goals, assists, points, and power play goals in one season and tied his season high for game-winning goals...In 1993-94 Buffalo was 13-1-1 in games in which Brad scored a goal... One of three Sabres to appear in all 84 of the team's regular season games in 1993-94, tying the team record set by Pat LaFontaine in 1992-93...Played for Team Canada in the 1991 World Junior Championships, scoring one goal in seven games...Named to the second all-star team of the OHL for both 1989-90 and 1990-91.

Season	Team	League	REGULAR SEASON					PLAYOFFS				
			GP	G	A	PTS	PIM	GP	G	A	PTS	PIM
1988-89	Niagara Falls	OHL	65	8	14	22	304	17	0	1	1	55
1989-90	Niagara Falls	OHL	61	32	58	90	223	16	9	13	22	64
1990-91	Niagara Falls	OHL	34	37	32	69	93	14	11	14	25	53
1991-92	Buffalo	NHL	69	11	6	17	309	7	1	4	5	2
1992-93	Buffalo	NHL	82	13	13	26	242	8	1	1	2	14
1993-94	Buffalo	NHL	84	18	27	45	171	7	0	2	2	9
1994-95	Buffalo	NHL	33	3	3	6	87	4	0	0	0	2
NHL TOTALS			268	45	49	94	809	26	2	7	9	27
TOTALS AS A SABRE			268	45	49	94	809	26	2	7	9	27

How Acquired:

Buffalo's first round draft choice (14th overall) in 1990 [pick acquired along with Dale Hawerchuk and future considerations from Winnipeg on June 16, 1990]

Playing Record

in exchange for Phil Housley, Scott Arniel, Jeff Parker and a first round draft choice in 1990 (Keith Tkachuk).

Career Scoring vs.:

Team	GP	G	A	PTS	PIM
Ana.	2	2	1	3	10
Bos.	20	4	1	5	68
Cgy.	7	2	0	2	9
Chi.	4	3	1	4	6
Dal.	7	0	0	0	33
Det.	7	1	2	3	15
Edm.	7	3	1	4	14
Fla.	5	1	1	2	0
Hfd.	23	5	4	9	95
L.A.	6	1	1	2	21
Mtl.	23	3	4	7	98
N.J.	14	2	2	4	36
NYI.	13	0	4	4	44
NYR.	14	2	2	4	52
Ott.	13	3	4	7	54
Phi.	12	0	3	3	23
Pit.	16	3	0	3	70
Que.	22	2	5	7	61
S.J.	7	2	3	5	22
Stl.	7	1	1	2	8
T.B.	9	1	3	4	9
Tor.	5	2	1	3	9
Van.	6	1	1	2	6
Wsh.	13	1	1	2	19
Wpg.	6	0	3	3	27




Craig Muni

Defense

Born – July 19, 1962 in Toronto, Ontario; Height – 6'3", Weight – 208; Shoots – Left; Last Amateur Club – Windsor

Personal: He and his wife Wendy have three children: Brent, Kayla, and Lauren. The family returned to Edmonton during the off-season...Craig's favorite non-hockey sports team is football's Miami Dolphins..."Friends" is his favorite TV show, and Arnold Schwarzenegger is his favorite actor.



5

5

1994-95: Had an assist in consecutive games, Jan. 25 and Jan. 27...Had a three-game assist streak end April 6 in Boston...Games missed to injury: 6.

94-95 Milestone: Played in his 100th game as a Sabre on Apr. 6.

Career: Craig's +28 rating in 1993-94 was tops on the Sabres, thus earning the Alka-Seltzer Plus Award for Buffalo. His mark was also the highest by a Sabre since Bill Hajt's +32 in 1984-85...Won the team's Tim Horton Memorial Award (also known as the Unsung Hero) following the 1993-94 season...Picked up his first point as a Sabre (assist) in just his second game in a Buffalo uniform (Oct. 30, 1993)...Played on three Stanley Cup champion teams with Edmonton (1986-87, 1987-88, and 1989-90), which he considers his most memorable hockey moment...Played with Dave Hannan during his time spent with the Oilers...Drafted in the first round (25th overall) of the 1980 NHL Entry Draft by Toronto...Signed as a free agent by Edmonton on August 18, 1986...Had been traded to Chicago by Edmonton for Mike Hudson on March 22, 1993 (NHL trade deadline)...Career totals vs. Buffalo: 18 games played, two assists, 12 penalty minutes.

Season	Team	League	REGULAR SEASON					PLAYOFFS				
			GP	G	A	PTS	PIM	GP	G	A	PTS	PIM
1980-81	Kingston	OHA	38	2	14	16	65	—	—	—	—	—
	Windsor	OHA	25	5	11	16	41	11	1	4	5	14
	New Brunswick	AHL	—	—	—	—	—	2	0	1	1	10
1981-82	Toronto	NHL	3	0	0	0	2	—	—	—	—	—
	Windsor	OHL	49	5	32	37	92	9	2	3	5	16
	Cincinnati	CHL	—	—	—	—	—	3	0	2	2	2
1982-83	Toronto	NHL	2	0	1	1	0	—	—	—	—	—
	St. Catharines	AHL	64	6	32	38	52	—	—	—	—	—
1983-84	St. Catharines	AHL	64	4	16	20	79	7	0	1	1	0
1984-85	Toronto	NHL	8	0	0	0	0	—	—	—	—	—
	St. Catharines	AHL	68	7	17	24	54	—	—	—	—	—
1985-86	Toronto	NHL	6	0	1	1	4	—	—	—	—	—
	St. Catharines	AHL	73	3	34	37	91	13	0	5	5	16
1986-87	Edmonton	NHL	79	7	22	29	85	14	0	2	2	17
1987-88	Edmonton	NHL	72	4	15	19	77	19	0	4	4	31
1988-89	Edmonton	NHL	69	5	13	18	71	7	0	3	3	8
1989-90	Edmonton	NHL	71	5	12	17	81	22	0	3	3	16
1990-91	Edmonton	NHL	76	1	9	10	77	18	0	3	3	20
1991-92	Edmonton	NHL	54	2	5	7	34	3	0	0	0	2
1992-93	Edmonton	NHL	72	0	11	11	67	—	—	—	—	—
	Chicago	NHL	9	0	0	0	8	4	0	0	0	2
1993-94	Chicago	NHL	9	0	4	4	4	—	—	—	—	—
	Buffalo	NHL	73	2	8	10	62	7	0	0	0	4
1994-95	Buffalo	NHL	40	0	6	6	36	5	0	1	1	2
NHL TOTALS			643	26	107	133	608	99	0	16	16	102
TOTALS AS A SABRE			113	2	14	16	98	12	0	1	1	6

How Acquired:

Obtained from the Blackhawks on October 27, 1993 along with Chicago's fifth round draft choice in the 1995 NHL Entry Draft (Daniel Bienvenue) for

Playing Record

Keith Carney and Buffalo's sixth round choice in 1995 (Marc Magliarditi).

Career Scoring vs.:

Team	GP	G	A	PTS	PIM
Ana.	2	0	0	0	0
Bos.	24	0	1	1	22
Cgy.	47	2	5	7	80
Chi.	23	1	2	3	14
Dal.	25	1	2	3	40
Det.	24	1	2	3	25
Edm.	5	0	1	1	0
Fla.	7	0	1	1	2
Hfd.	25	2	4	6	22
L.A.	52	5	8	13	75
Mtl.	26	2	4	6	18
N.J.	26	3	4	7	20
NYI.	29	0	7	7	22
NYR.	22	0	3	3	24
Ott.	11	0	1	1	10
Phi.	25	0	4	4	12
Pit.	27	1	3	4	36
Que.	28	2	5	7	25
S.J.	11	0	4	4	2
Stl.	27	1	3	4	14
T.B.	13	0	1	1	12
Tor.	23	2	7	9	16
Van.	52	1	20	21	63
Wsh.	21	0	3	3	20
Wpg.	50	2	10	12	22

BUFFALO
MEMORIAL
AUDITORIUM

1940-1994


"Legends of the Aud"

Scott Pearson

Left Wing

Born – December 19, 1969 in Cornwall, Ontario; Height – 6'1", Weight – 205; Shoots – Left; Last Amateur Club: Niagara Falls Thunder

Personal: Single...Has one sister...Switched to #33 for the '95-'96 season because he likes double numbers...Considers Montreal's Patrick Roy the toughest NHL goalie to play against right now... His favorite non-hockey sports team is baseball's Philadelphia Phillies...His most memorable moment was a 4-3 win in his first playoff game in Maple Leaf Gardens, in which he scored on a breakaway.



1994-95: Scored his first goal as a Sabre in his first game with Buffalo (on his first shot)...One multiple-point game (Mar. 20 vs. Calgary - with Edmonton).

Career: Played with fellow Buffalo teammate Dave Hannan on the 1989-90 Toronto Maple Leafs...The season before, Scott played with current Sabre teammate Brad May, along with Keith Primeau (currently of the Detroit Red Wings) on the Ontario Hockey League's Niagara Falls Thunder team... Prior to becoming a Sabre, Scott had played nine career games against Buffalo, scoring one goal and adding two assists for three points to go with 16 penalty minutes...Was the scorer of the 6,000th goal allowed in Buffalo Sabres team history when he tallied (as a Quebec Nordique) on March 10, 1993...Traded to Edmonton by Quebec on June 20, 1993 for Martin Gelinas and Edmonton's sixth round choice (Nicholas Checco) in the 1993 NHL Entry Draft...Had been traded to the Nordiques by Toronto on November 17, 1990 with the Leafs' second round choices in the 1991 (later traded to Washington - the Capitals selected Eric Lavigne) and 1992 (Tuomas Gronman) Entry Drafts for Aaron Broten, Lucien Deblois, and Michel Petit...Was the first round draft choice (sixth overall) of the Maple Leafs in 1988.

Season	Team	League	REGULAR SEASON					PLAYOFFS				
			GP	G	A	PTS	PIM	GP	G	A	PTS	PIM
1985-86	Kingston	OHL	63	16	23	39	56	8	1	0	1	2
1986-87	Kingston	OHL	62	30	24	54	101	9	3	3	6	42
1987-88	Kingston	OHL	46	26	32	58	117	—	—	—	—	—
1988-89	Toronto	NHL	9	0	1	1	2	—	—	—	—	—
	Kingston	OHL	13	9	8	17	34	—	—	—	—	—
1989-90	Niagara Falls	OHL	32	26	34	60	90	17	14	10	24	53
	Toronto	NHL	41	5	10	15	90	2	2	0	2	10
1990-91	Newmarket	AHL	18	12	11	23	64	—	—	—	—	—
	Toronto	NHL	12	0	0	0	20	—	—	—	—	—
1991-92	Quebec	NHL	35	11	4	15	86	—	—	—	—	—
	Halifax	AHL	24	12	15	27	44	—	—	—	—	—
1992-93	Quebec	NHL	10	1	2	3	14	—	—	—	—	—
	Halifax	AHL	5	2	1	3	4	—	—	—	—	—
1992-93	Quebec	NHL	41	13	1	14	95	3	0	0	0	0
1992-93	Halifax	AHL	5	3	1	4	25	—	—	—	—	—
1993-94	Edmonton	NHL	72	19	18	37	165	—	—	—	—	—
1994-95	Edmonton	NHL	28	1	4	5	54	—	—	—	—	—
	Buffalo	NHL	14	2	1	3	20	5	0	0	0	4
NHL TOTALS			262	52	41	93	546	10	2	0	2	14
TOTALS AS A SABRE			14	2	1	3	20	5	0	0	0	4

How Acquired:

Came to the Sabres on April 7, 1995 in a trade with Edmonton for Ken Sutton.

Playing Record

Career Scoring vs.:

Team	GP	G	A	PTS	PIM
Ana.	9	0	1	1	16
Bos.	13	2	3	5	28
Cgy.	13	6	7	13	22
Chi.	17	0	2	2	47
Dal.	15	3	1	4	33
Det.	15	1	1	2	34
Edm.	7	0	2	2	17
Fla.	3	2	0	2	4
Hfd.	15	5	3	8	56
L.A.	12	2	3	5	26
Mtl.	14	2	0	2	31
N.J.	9	1	1	2	12
NYI.	10	1	3	4	6
NYR.	10	1	0	1	19
Ott.	9	5	1	6	14
Phi.	8	2	1	3	13
Pit.	6	3	1	4	14
Que.	4	1	0	1	9
S.J.	9	3	2	5	13
Stl.	11	3	1	4	21
T.B.	4	1	2	3	11
Tor.	8	0	1	1	7
Van.	14	1	3	4	26
Wsh.	8	1	0	1	21
Wpg.	10	5	0	5	30

BUFFALO
MEMORIAL
AUDITORIUM



"Legends of the Auld"


1940-1998

Mike Peca

Center

Born – March 26, 1974 in Toronto, Ontario; Height – 5'11", Weight – 175; Shoots – Right; Last Amateur Club – Ottawa 67's

Personal: Enjoys golfing...Has won several awards in art...Considers Chicago's Ed Belfour the toughest NHL goalie to play against right now...Single...Has two brothers.



72

Career: 1994-95 games missed due to injury: 12...Played his first NHL game December 6, 1993 at Montreal (for Vancouver)...Picked up a minor penalty in his only career regular season appearance against Buffalo...Selected by the Canucks in the second round (40th overall) at the 1992 NHL Entry Draft in Quebec...Led the Ottawa 67's in scoring in both 1992-93 and 1993-94...Won a gold medal with Canada at the 1994 World Junior Championships (which he considers his most memorable hockey moment)...Won a Canada Games gold medal with the Ontario Under-17's.

Playing Record

Season	Team	League	REGULAR SEASON					PLAYOFFS					
			GP	G	A	PTS	PIM	GP	G	A	PTS	PIM	
1989-90	Tor. Red Wings	MTHL	39	42	51	93	94						
1990-91	Sudbury	OHL	62	14	27	41	24	5	1	0	1	7	
1991-92	Sudbury	OHL	39	16	34	50	61	—	—	—	—	—	
	Ottawa	OHL	27	8	17	25	32	11	6	10	16	6	
1992-93	Ottawa	OHL	55	38	64	102	80	—	—	—	—	—	
	Hamilton	AHL	9	6	3	9	11	—	—	—	—	—	
	Vancouver	NHL	4	0	0	0	2	—	—	—	—	—	
1993-94	Ottawa	OHL	55	50	63	113	101	17	7	22	29	30	
	Canada	World Jr.	7	2	2	4	8	—	—	—	—	—	
	Vancouver	NHL	33	6	6	12	30	5	0	1	1	8	
1994-95	Syracuse	AHL	35	10	24	34	75	—	—	—	—	—	
NHL TOTALS			37	6	6	12	32	5	0	1	1	8	

How Acquired:

From Vancouver along with Mike Wilson & the Canucks' first round draft choice in 1995 (Jay McKee) in a July 8, 1995 trade for Alexander Mogilny & Buffalo's 1995 fifth round pick (Todd Norman).

BUFFALO
MEMORIAL
AUDITORIUM

"Legends of the Aud"

1940-1993

73

Derek Plante

Center

Born – January 17, 1971 in Cloquet, Minnesota; Height – 5'11", Weight – 180; Shoots – Left; Last Amateur Club – Univ. of Minnesota-Duluth

Personal: Single...Derek spent the summer in Minnesota, the home of his favorite non-hockey sports team, baseball's Twins...Wore his current number 26 in college also...Hopes to stay involved in hockey after his playing career, either through coaching or scouting...Considers Florida's John Vanbiesbrouck the toughest NHL goalie to play against right now...His most memorable hockey moment was winning the McNoughton Cup in college.



26



26

1994-95: Had a six-game point-scoring streak from 3/5 - 3/18 (1+6=7)...Multiple point games: 4.

94-95 Milestone: Played in his 100th Sabre/NHL game March 14.

Career: Finished fourth in the NHL in rookie scoring and tied for third in assists among first year players in 1993-94...Derek led all rookies in power play assists (18) and was second in power play points (26) in '93-'94...Became the tenth player in Sabre history to hit the 20-goal plateau in his rookie season...His '93-'94 assist total ranks fifth on the team's one season list for rookies and he stands seventh in the points category...Won the Fred T. Hunt Memorial Trophy following the 1993-94 season as the club's rookie of the year as selected by the Booster Club's Board of Directors and members of the local sports media...Selected as USA Hockey's 1993 (Male) Athlete of the Year... Member of the WCHA Second All-Star Team following the 1991-92 season...Named to both the WCHA First All-Star Team and the NCAA West First All-American Team following the 1992-93 season in which he led the league in goals, assists, and points...Career hat tricks: 1 (12/1/93 at Tampa Bay, which he considers one of his two most memorable hockey moments).

Season Team	League	REGULAR SEASON					PLAYOFFS				
		GP	G	A	PTS	PIM	GP	G	A	PTS	PIM
1989-90 U of Minn-Dul ..	WCHA	28	10	11	21	12	-	-	-	-	-
1990-91 U of Minn-Dul ..	WCHA	36	23	20	43	6	-	-	-	-	
1991-92 U of Minn-Dul ..	WCHA	37	27	36	63	28	-	-	-	-	
1992-93 U of Minn-Dul ..	WCHA	37	36	56	92	30	-	-	-	-	
1993-94 Buffalo	NHL	77	21	35	56	24	7	1	0	1	0
U.S. National		2	0	1	1	0	-	-	-	-	
1994-95 Buffalo	NHL	47	3	19	22	12	-	-	-	-	
NHL TOTALS		124	24	54	78	36	7	1	0	1	0
TOTALS AS A SABRE		124	24	54	78	36	7	1	0	1	0

How Acquired:

Eighth round draft choice (161st overall) of the Sabres in 1989.

Playing Record

Career Scoring vs.:

Team	GP	G	A	PTS	PIM
Ana.	1	1	0	1	0
Bos.	8	1	3	4	0
Cgy.	1	0	1	1	0
Chi.	2	1	2	3	0
Dal.	2	0	2	2	4
Det.	1	0	0	0	2
Edm.	1	0	0	0	0
Fla.	7	1	7	8	4
Hfd.	8	1	1	2	2
L.A.	1	0	0	0	0
Mil.	8	0	3	3	4
N.J.	7	0	3	3	0
NYI.	9	1	5	6	2
NYR.	8	1	2	3	2
Ott.	9	2	6	8	4
Phi.	7	3	2	5	2
Pit.	10	2	3	5	2
Que.	9	1	2	3	2
S.J.	2	1	2	3	0
Stl.	2	1	0	1	0
T.B.	8	3	4	7	4
Tor.	2	0	0	0	0
Van.	2	3	1	4	0
Wsh.	7	1	3	4	2
Wpg.	2	0	2	2	0

BUFFALO MEMORIAL AUDITORIUM

"Legends of the Aud"

1940-1994


Rob Ray

Left Wing

Born – June 8, 1968 in Belleville, Ontario; Height – 6'0", Weight: 203; Shoots: Left; Last Amateur Club – Cornwall Royals

Personal: Agreed to terms on a new multi-year contract on August 23, 1995...Single...Was the bench coach of the Buffalo Stampede (Roller Hockey International) during the summer of 1995...Rob's favorite athlete is basketball's Michael Jordan...Hopes to play 10 years in the NHL and then coach junior hockey...Rob holds an annual summer golf tournament to benefit the March of Dimes and is very active in the community.

32



32

76

1994-95: Became the Sabres' all-time penalty minute leader in the final regular season game (May 3 vs. New Jersey)...His three points (assists) all came at even strength in home games... Games missed to injury: 1.

Career: Is 24th in Sabre history in games played. Only Doug Bodger has played more games among current Sabres...His 1991-92 penalty minute total of 354 set a team record (breaking his own mark set in 1990-91) and was the second-highest in the NHL...Scored a goal on his first NHL shot and added an assist Oct. 21, 1989 in Pittsburgh...Is sixth on Buffalo's all-time playoff penalty minutes list... His total of 446 penalty minutes for the Americans in 1988-89 is a Rochester club record...Led the NHL in penalty minutes in 1990-91.

Season	Team	League	REGULAR SEASON					PLAYOFFS				
			GP	G	A	PTS	PIM	GP	G	A	PTS	PIM
1984-85	Whitby	OPJHL	35	5	10	15	318	—	—	—	—	—
1985-86	Cornwall	OHL	53	6	13	19	253	6	0	0	0	26
1986-87	Cornwall	OHL	46	17	20	37	158	5	1	1	2	16
1987-88	Cornwall	OHL	61	11	41	52	179	11	2	3	5	33
1988-89	Rochester	AHL	74	11	18	29	446	—	—	—	—	—
1989-90	Buffalo	NHL	27	2	1	3	99	—	—	—	—	—
	Rochester	AHL	43	2	13	15	335	17	1	3	4	115
1990-91	Buffalo	NHL	66	8	8	16	348	6	1	1	2	56
	Rochester	AHL	8	1	1	2	15	—	—	—	—	—
1991-92	Buffalo	NHL	63	5	3	8	354	7	0	0	0	2
1992-93	Buffalo	NHL	68	3	2	5	211	—	—	—	—	—
1993-94	Buffalo	NHL	82	3	4	7	274	7	1	0	1	43
1994-95	Buffalo	NHL	47	0	3	3	173	5	0	0	0	14
NHL TOTALS			353	21	21	42	1459	25	2	1	3	115
TOTALS AS A SABRE			353	21	21	42	1459	25	2	1	3	115

Playing Record

Career Scoring vs.:

Team	GP	G	A	PTS	PIM
Ana.	2	0	0	0	0
Bos.	33	2	1	3	170
Cgy.	11	1	1	2	54
Chi.	10	1	0	1	55
Dal.	11	0	2	2	58
Det.	5	0	1	1	19
Edm.	11	2	1	3	22
Fla.	7	0	0	0	14
Hfd.	32	1	2	3	134
L.A.	11	1	1	2	47
Mtl.	26	1	0	1	168
N.J.	16	1	0	1	52
NYI.	17	0	1	1	64
NYR.	17	0	0	0	87
Ott.	14	2	1	3	59
Phi.	15	1	0	1	73
Pit.	16	1	2	3	43
Que.	30	1	3	4	95
S.J.	5	0	1	1	7
Stl.	9	0	1	1	22
T.B.	9	0	1	1	57
Tor.	9	1	1	2	20
Van.	12	1	0	1	83
Wsh.	16	3	0	3	27
Wpg.	9	1	1	2	29

BUFFALO
MEMORIAL
AUDITORIUM

"Legends of the Aud"

1940-1998

77


Richard Smehlik

Defense

Born: January 23, 1970 in Ostrava, Czechoslovakia; Height – 6'3", Weight – 208; Shoots – Left; Last Amateur Club – TJ Vitkovice

Personal: Sustained a full tear of the anterior cruciate ligament in his right knee during a training session this summer (August 10) and underwent arthroscopic surgery the next day...Signed a new four-year contract on April 27, 1995...Richard and his wife Martina have a daughter named Adela.

42



42

1994-95: Had three multiple-point games...Had a consecutive games played streak end at 97 when he missed the Jan. 28 game...Eight of his points came in the second half of the season... Games missed to injury: 6.

94-95 Milestone: Played in his 200th Sabre/NHL game Apr. 28 in Washington.

Career: Led Sabre defensemen in scoring in 1993-94...The Sabres' Met Life Player of the Month for February, 1994...Was second on the team in plus/minus rating with a +22 (Craig Muni led with +28) in 1993-94...One of only three Sabres to appear in all 84 of the team's regular season games in '93-'94...His '93-'94 goal total is tied for seventh on the team's all-time list for one season by a defenseman...In '93-'94 he recorded the first power play, shorthanded, game-winning, and game-tying goals of his NHL career as well as his first two-goal game...Won the Fred T. Hunt Memorial Trophy as the Sabres' rookie of the year following the 1992-93 season.

Season	Team	League	REGULAR SEASON					PLAYOFFS					
			GP	G	A	PTS	PIM	GP	G	A	PTS	PIM	
1988-89	TJ Vitkovice	Czech	38	2	5	7	12						
1989-90	TJ Vitkovice	Czech	51	5	4	9							
1990-91	Dukla Jihlava	Czech	58	4	3	7	22						
1991-92	TJ Vitkovice	Czech	47	9	10	19	42						
1992-93	Buffalo	NHL	80	4	27	31	59	8	0	4	4	2	
1993-94	Buffalo	NHL	84	14	27	41	69	7	0	2	2	10	
1994-95	Buffalo	NHL	39	4	7	11	46	5	0	0	0	2	
NHL TOTALS			203	22	61	83	174	20	0	6	6	14	
TOTALS AS A SABRE			203	22	61	83	174	20	0	6	6	14	

How Acquired:

Drafted in the fifth round (97th overall) by the Sabres in 1990.

Playing Record

Career Scoring vs.:

Team	GP	G	A	PTS	PIM
Ana.	2	0	3	3	2
Bos.	15	0	2	2	12
Cgy.	4	1	0	1	2
Chi.	3	0	1	1	4
Dal.	4	0	0	0	2
Det.	4	1	1	2	4
Edm.	4	0	0	0	2
Fla.	7	1	5	6	6
Hfd.	17	3	8	11	10
L.A.	4	0	1	1	0
Mtl.	16	4	4	8	16
N.J.	10	4	2	6	2
NYI.	12	1	2	3	13
NYR.	10	0	3	3	4
Ott.	12	3	6	9	26
Phi.	10	0	2	2	13
Pit.	14	0	5	5	14
Que.	16	1	3	4	16
S.J.	4	0	3	3	4
Stl.	4	0	0	0	4
T.B.	9	1	3	4	2
Tor.	4	0	2	2	2
Van.	5	1	1	2	0
Wsh.	9	1	2	3	8
Wpg.	4	0	2	2	6

BUFFALO
MEMORIAL
AUDITORIUM



"Legends of the Aud"

1940-1995


Robb Stauber

Goaltender

Born – November 25, 1967 in Duluth, Minnesota; Height – 5'11", Weight – 180; Catches – Left; Last Amateur Club – U. Minnesota

Personal: Nickname: "Rusty"...Wife's name is Alison...Has five brothers...Robb enjoys golfing and fishing...Football's Minnesota Vikings are his favorite non-hockey sports team...His favorite vacation spot is Hawaii.

35



35

80

Career: Sixth round draft choice (107th overall) of the Kings in the 1986 NHL Entry Draft...Led Los Angeles goaltenders in goals-against average and save percentage in 1993-94...His first NHL shutout was a 0-0 tie (2/23/94 vs. Dallas, 34 saves)...In 1992-93, Robb's 15 wins were third in the league among rookie goalies. He went undefeated in his first 10 starts that year (9-0-1), including a seven-game win streak...His Kings' team went to the Stanley Cup Finals that season, which he considers his most memorable hockey moment...Had surgery on his right knee following the 1990-91 season...In his three years at Minnesota, he set school records for games played (98), minutes (5,717), and, wins (73)...Named to the WCHA Second All-Star Team following the 1988-89 season...His sophomore college season saw him win the Hobey Baker Award, given to the nation's top collegiate hockey player, becoming the first goalie so honored...Named to the NCAA West First All-American Team and the WCHA First All-Star Team following that 1987-88 season, having helped lead the Gophers to the regular season championship with a 28-7 mark...Robb also established Minnesota single season records that year for most shutouts (5), wins (34), saves (1,171), games (42), and minutes (2,502)...The year prior he shared the goaltending duties with John Blue by appearing in 20 games as a freshman.

Won-Lost-Tied:

1986-87	U. Minnesota	13-5-0
1987-88	U. Minnesota	34-10-0
1988-89	U. Minnesota	26-8-0
1989-90	Los Angeles	0-1-0
	New Haven	6-6-2
1990-91	New Haven	13-16-4
	Phoenix	1-2-0
1991-92	Phoenix	8-12-1
1992-93	Los Angeles	15-8-4
1993-94	Los Angeles	4-11-5
	Phoenix	1-1-0
1994-95	Los Angeles	0-0-0
	Buffalo	2-3-0
	NHL TOTALS	21-23-9
	BUFFALO TOTALS	2-3-0

Season	Team	League	REGULAR SEASON					PLAYOFFS				
			GP	MIN	GA	SO	AVG.	GP	MIN	GA	SO	AVG.
1986-87	U. Minnesota	WCHA	20	1072	63	0	3.53	—	—	—	—	—
1987-88	U. Minnesota	WCHA	44	2621	119	5	2.72	—	—	—	—	—
1988-89	U. Minnesota	WCHA	34	2024	82	0	2.43	—	—	—	—	—
1989-90	Los Angeles	NHL	2	83	11	0	7.95	—	—	—	—	—
	New Haven	AHL	14	851	43	0	3.03	5	302	24	0	4.77
1990-91	New Haven	AHL	33	1882	115	1	3.67	—	—	—	—	—
	Phoenix	IHL	4	160	11	0	4.13	—	—	—	—	—
1991-92	Phoenix	IHL	22	1242	80	0	3.86	—	—	—	—	—
1992-93	Los Angeles	NHL	31	1735	111	0	3.84	4	240	16	0	4.00
1993-94	Los Angeles	NHL	22	1144	65	1	3.41	—	—	—	—	—
	Phoenix	IHL	3	121	13	0	6.42	—	—	—	—	—
1994-95	Los Angeles	NHL	1	16	2	0	7.50	—	—	—	—	—
	Buffalo	NHL	6	317	20	0	3.79	—	—	—	—	—
	NHL TOTALS		62	3295	209	1	3.81	4	240	16	0	4.00
	TOTALS AS A SABRE		6	317	20	0	3.79	—	—	—	—	—

How Acquired:

Came to the Sabres from Los Angeles on February 14, 1995 along with Alexei Zhitnik, Charlie Huddy, and a fifth round pick (Marian

Playing Record

Menhart) in the 1995 NHL Entry Draft in exchange for Grant Fuhr, Philippe Boucher, and Denis Tsyurov.

BUFFALO
MEMORIAL
AUDITORIUM

1991
PRESS
FFALO
JUNE

"Legends of the Aud"

1940-1994

81


Bob Sweeney

Center/Right Wing

Born – January 25, 1964 in Concord, Massachusetts; Height – 6'3", Weight – 200; Shoots – Right; Last Amateur Club – Boston College

Personal: Bob and his wife Angela have a son named Ryan...Enjoys golf...Wears #20 because it was his number in college...Has one brother and five sisters.

20



20

1994-95: Had a three-point game April 1 at New York (Islanders), including two short-handed goals... Played in his 100th career NHL playoff game May 12 vs. Philadelphia... Multiple point games: 1... Games missed to injury: 2.

Career: Boston's sixth pick (123rd overall) in 1982...Scored his first two goals as a Sabre in his first game with Buffalo, Oct. 10, 1992 (set a personal high for assists and points in a game with his goal and four assists the next night)...Has three overtime goals as a Sabre (two regular season, one playoff) ...Had spent his entire NHL career with the Bruins before coming to Buffalo, registering seven goals, nine assists, and 58 penalty minutes in 40 games lifetime vs. the Sabres...Scored his first NHL goal Jan. 26, 1987 vs. Buffalo...Played high school hockey at Acton-Boxboro with Tom Barrasso...Led all Bruin rookies in scoring in 1987-88 and was sixth overall among league rookies. Also led Boston that year in game-winning goals with seven...Earned ECAC Second Team All-Star honors in 1984-85...Was named tournament Most Valuable Player in 1983 as Boston College won the prestigious Beanpot Tournament.

Season	Team	League	REGULAR SEASON					PLAYOFFS				
			GP	G	A	PTS	PIM	GP	G	A	PTS	PIM
1982-83	Bost. College	ECAC	30	17	11	28	10	—	—	—	—	—
1983-84	Bost. College	ECAC	23	14	7	21	10	—	—	—	—	—
1984-85	Bost. College	ECAC	44	32	32	64	43	—	—	—	—	—
1985-86	Bost. College	H.E.	41	15	24	39	52	—	—	—	—	—
1986-87	Boston	NHL	14	2	4	6	21	3	0	0	0	0
	Moncton	AHL	58	29	26	55	81	4	0	2	2	13
1987-88	Boston	NHL	80	22	23	45	73	23	6	8	14	66
1988-89	Boston	NHL	75	14	14	28	104	10	2	4	6	19
1989-90	Boston	NHL	70	22	24	46	93	20	0	2	2	30
1990-91	Boston	NHL	80	15	33	48	115	17	4	2	6	45
1991-92	Boston	NHL	63	6	14	20	103	14	1	0	1	25
	Maine	AHL	1	1	0	1	0	—	—	—	—	—
1992-93	Buffalo	NHL	80	21	26	47	118	8	2	2	4	8
1993-94	Buffalo	NHL	60	11	14	25	94	1	0	0	0	0
1994-95	Buffalo	NHL	45	5	4	9	18	5	0	0	0	4
NHL TOTALS			567	118	156	274	739	101	15	18	33	197
TOTALS AS A SABRE			185	37	44	81	230	14	2	2	4	12

How Acquired:

Claimed off waivers from Boston on October 9, 1992.

Playing Record

Career Scoring vs.:

Team	GP	G	A	PTS	PIM
Ana.	2	0	1	1	2
Bos.	15	2	2	4	14
Cgy.	18	5	4	9	18
Chi.	19	5	10	15	23
Dal.	19	2	6	8	21
Det.	16	2	9	11	17
Edm.	18	5	8	13	14
Fla.	7	1	1	2	2
Hfd.	54	15	13	28	78
L.A.	17	3	5	8	8
Mil.	52	9	16	25	99
N.J.	22	2	3	5	19
NYI.	25	6	9	15	36
NYR.	25	9	5	14	17
Ott.	14	3	3	6	18
Phi.	21	4	7	11	31
Pit.	26	2	7	9	39
Que.	50	9	17	26	103
S.J.	5	1	2	3	8
Stl.	16	3	2	5	16
T.B.	9	2	1	3	22
Tor.	17	7	2	9	13
Van.	17	4	11	15	10
Wsh.	23	3	2	5	18
Wpg.	20	7	1	8	35

BUFFALO
MEMORIAL
AUDITORIUM



"Legends of the Aud"


1940-1998

Andrei Trefilov

Goaltender

Born – August 31, 1969 in Kirovo-Chepetsk, USSR; Height – 6'0", Weight – 180; Catches – Left; Last Amateur Club: Moscow Dynamo (CIS)

Personal: He and his wife Natasha have one daughter.



Career: Calgary's 12th round choice (261st overall) in the 1991 NHL Entry Draft, held in Buffalo...His first NHL win came in his second career start (4-1 on Jan. 5, 1994 at New York Rangers, 52 saves)...Posted back-to-back shutout wins (1-0 and 10-0) on Jan. 11 and Jan. 15, 1994 vs. Quebec and Ottawa, in only his fourth and fifth career starts...Missed 23 games in the 1993-94 season due to a knee injury...His first NHL start was a 5-5 overtime tie at Vancouver on November 4, 1992...Shared the goaltending duties with Mikhail Shtalenkov (currently of the Anaheim Mighty Ducks) while playing for Dynamo Moscow. Also played on the same club (Dynamo Moscow) as current NHLers Darius Kasparaitis, Alexei Zharnov, and Sergei Bautin...Led all Soviet National League goaltenders in goals-against average in 1990-91 and 1991-92...Represented the CIS at 1991, 1992, and 1993 World Championships, winning the bronze medal in '91 and the gold in '93...Was a member of the CIS team at the 1991 Canada Cup tournament.

How Acquired:

Signed by the Sabres as a free agent on July 13, 1995.

Playing Record

Year	Team	Record
1992-93	Calgary	0-0-1
	Salt Lake	23-17-3
1993-94	Calgary	3-4-2
	Saint John	10-10-3
1994-95	Calgary	0-3-0
		1-5-1
	NHL TOTALS	3-7-3

Season	Team	League	REGULAR SEASON					PLAYOFFS				
			GP	MINS	GA	SO	GAA	GP	MINS	GA	SO	GAA
1990-91	Moscow Dynamo	USSR	20	1070	36	0	2.01	—	—	—	—	—
1991-92	Moscow Dynamo	... CIS	28	1326	35	0	1.58	—	—	—	—	—
1992-93	Calgary	NHL	1	65	5	0	4.62	—	—	—	—	—
		Salt Lake	IHL	44	2536	135	0	3.19	—	—	—	—
1993-94	Calgary	NHL	11	623	26	2	2.50	—	—	—	—	—
		Saint John	AHL	28	1629	93	0	3.42	—	—	—	—
1994-95	Calgary	NHL	6	236	16	0	4.07	—	—	—	—	—
		Saint John	AHL	7	383	20	0	3.13	—	—	—	—
	NHL TOTALS		18	924	47	2	3.05	—	—	—	—	—



BUFFALO
MEMORIAL
AUDITORIUM

"Legends of the Aud"


1940-1996

Mike Wilson

Defense

Born – February 26, 1975 in Brampton, Ontario; Height – 6'4", Weight – 195; Shoots – Left

Personal: Single...Has one brother...Nickname: "Mini"...Considers being drafted his most memorable hockey moment.



Career: Vancouver's first choice (20th overall) in the 1993 NHL Entry Draft.

How Acquired:

Acquired on July 8, 1995 by Buffalo from Vancouver along with Mike Peca and the Canucks' first round selection (Jay McKee) in the 1995 NHL Entry Draft in exchange

Playing Record

Season	Team	League	REGULAR SEASON					PLAYOFFS				
			GP	G	A	PTS	PIM	GP	G	A	PTS	PIM
1992-93	Sudbury	OHL	53	6	7	13	58	14	1	1	2	2
1993-94	Sudbury	OHL	60	4	22	26	62	9	1	3	4	8
1994-95	Sudbury	OHL	64	13	34	47	46	18	1	8	9	10

for Alexander Mogilny and Buffalo's 1995 fifth round pick (Todd Norman).




Alexei Zhитnik

Defense

Born – October 10, 1972 in Kiev, USSR; Height – 5'11", Weight – 190; Shoots – Left

Personal: Has a twin brother...Lists lobster as his favorite food.
(Dimitri)

44



44

1994-95: Scored a goal on his first shot in his first game as a Sabre 2/15 vs. NY Rangers...Returned to the lineup 4/14 after missing 11 games with a ruptured right calf muscle...Five of his points came on the power play...Had registered two multiple-point games with the Kings before coming to Buffalo.

Career: Fourth round draft choice of the Kings (81st overall) in the 1991 NHL Entry Draft, held in Buffalo...Played at the World Championships in Italy in 1993-94, tallying one goal in six games as assistant captain for Team Russia...Played on the Stanley Cup runner-up 1992-93 Los Angeles Kings team...Posted the second-highest point total ever by a Kings' rookie defenseman in 1992-93. His point total was also second in the league among rookie defensemen...Represented the gold medal Unified Team at the 1992 Winter Olympics in Albertville, France...Prior to joining the Sabres, he'd played in four games lifetime against Buffalo, registering one assist and four penalty minutes.

Season Team	League	REGULAR SEASON					PLAYOFFS				
		GP	G	A	PTS	PIM	GP	G	A	PTS	PIM
1989-90 Sokol Kiev	USSR	31	3	4	7	16	—	—	—	—	—
1990-91 Sokol Kiev	USSR	46	1	4	5	46	—	—	—	—	
1991-92 CSKA	CIS	44	2	7	9	52	—	—	—	—	
1992-93 Los Angeles	NHL	78	12	36	48	80	24	3	9	12	26
1993-94 Los Angeles	NHL	81	12	40	52	101	—	—	—	—	
1994-95 Los Angeles	NHL	11	2	5	7	27	—	—	—	—	
Buffalo	NHL	21	2	5	7	34	5	0	1	1	14
NHL TOTALS		191	28	86	114	242	29	3	10	13	40
TOTALS AS A SABRE		21	2	5	7	34	5	0	1	1	14

How Acquired:

Came to the Sabres from Los Angeles on February 14, 1995 along with Robb Stauber, Charlie Huddy, and a fifth round pick (Marian Menhart) in the 1995 NHL

Playing Record

Entry Draft in exchange for Grant Fuhr, Philippe Boucher, and Denis Tsygurov.


Career Scoring vs.:

Team	GP	G	A	PTS	PIM
Ana.	7	0	2	2	12
Bos.	5	0	3	3	4
Cgy.	14	2	13	15	12
Chi.	10	0	2	2	4
Dal.	8	1	3	4	18
Det.	10	1	5	6	10
Edm.	14	4	9	13	23
Fla.	4	1	0	1	10
Hfd.	5	2	2	4	2
L.A.	—	—	—	—	—
Mil.	8	0	2	2	27
N.J.	4	1	2	3	2
NYI.	5	2	1	3	2
NYR.	4	1	2	3	0
Ott.	5	2	3	5	4
Phi.	5	0	0	0	16
Pit.	6	1	6	7	12
Que.	6	1	1	2	10
S.J.	13	0	7	7	16
Stl.	8	3	2	5	10
T.B.	7	0	1	1	6
Tor.	10	3	4	7	16
Van.	14	1	5	6	10
Wsh.	5	1	2	3	4
Wpg.	10	1	8	9	8

BUFFALO
MEMORIAL
AUDITORIUM

"Legends of the Aud"

1940-1994



Center

Born — March 16, 1974 in Kelowna, British Columbia;
Height — 6'1", Weight — 170; Shoots — Right

How Acquired: Eighth round draft choice (194th overall) of the Sabres in 1993.

Mike Barrie

Playing Record

Season	Team	League	REGULAR SEASON					PLAYOFFS				
			GP	G	A	PTS	PIM	GP	G	A	PTS	PIM
1990-91	Kelowna Jr. A	Tier II	52	12	13	25	61	—	—	—	—	—
	Victoria	WHL	3	0	1	1	0	—	—	—	—	—
1991-92	Victoria	WHL	54	15	15	30	165	—	—	—	—	—
1992-93	Victoria	WHL	70	31	39	70	244	—	—	—	—	—
1993-94	Red Deer	WHL	19	11	14	25	53	—	—	—	—	—
	Seattle	WHL	48	24	28	52	119	9	5	3	8	14
	Rochester	AHL	0	0	0	0	0	3	0	1	1	0
1994-95	Rochester	AHL	16	1	3	4	40	—	—	—	—	—
	South Carolina	ECHL	39	8	14	22	122	—	—	—	—	—

Defense

Born — November 2, 1973 in Ottawa, Ontario; Height — 6'2", Weight — 204;
Shoots — Left; Last Amateur Club — Medicine Hat Tigers

How Acquired: First round draft choice (11th overall) of the Sabres in 1992.

Career: Led all Amerks' defensemen in scoring in 1993-94...Won the WHL Top Prospect Award in 1991-92...WHL East Division second team all-star on defense in 1991-92...Was described by Central Scouting for the 1992 NHL Draft as "A big, strong, very good skating defenseman with excellent puck handling skills and a very accurate passer who likes to rush with the puck. Has an NHL shot and is an excellent point man on the power play"...Cited Paul Coffey as his favorite NHLer.

Playing Record

Season	Team	League	REGULAR SEASON					PLAYOFFS				
			GP	G	A	PTS	PIM	GP	G	A	PTS	PIM
1989-90	Medicine Hat	WHL	61	4	11	15	65	3	0	2	2	2
1990-91	Medicine Hat	WHL	64	12	31	43	66	11	1	3	4	23
1991-92	Medicine Hat	WHL	72	17	47	64	176	4	1	4	5	8
1992-93	Medicine Hat	WHL	63	15	50	65	88	10	2	2	4	32
	Rochester	AHL	0	0	0	0	0	2	0	0	0	2
1993-94	Rochester	AHL	68	10	25	35	82	4	1	1	2	2
1994-95	Rochester	AHL	21	2	4	6	48	—	—	—	—	—
	South Carolina	ECHL	39	9	19	28	90	9	3	8	11	24


90

Defense

Born — February 24, 1971 in Regina, Saskatchewan; Height — 6'1",
Weight — 200; Shoots — Left; Last Amateur Club — Lethbridge Broncos (WHL)

How Acquired: Signed as a free agent by the Sabres on August 16, 1995.

Career: St. Louis' sixth round choice (153rd overall) in the 1991 Entry Draft, held in Buffalo.



Terry Hollinger

Playing Record


Season	Team	League	REGULAR SEASON					PLAYOFFS				
			GP	G	A	PTS	PIM	GP	G	A	PTS	PIM
1988-89	Regina	WHL	65	2	27	29	49	—	—	—	—	—
1989-90	Regina	WHL	70	14	43	57	40	—	—	—	—	—
1990-91	Regina	WHL	8	1	6	7	6	—	—	—	—	—
	Lethbridge	WHL	62	9	32	41	113	16	3	14	17	22
1991-92	Lethbridge	WHL	65	23	62	85	155	5	1	2	3	13
	Peoria	IHL	1	0	2	2	0	5	0	1	1	0
1992-93	Peoria	IHL	72	2	28	30	67	4	1	1	2	0
1993-94	St. Louis	NHL	2	0	0	0	0	—	—	—	—	—
	Peoria	IHL	78	12	31	43	96	6	0	3	3	31
1994-95	St. Louis	NHL	5	0	0	0	2	—	—	—	—	—
	Peoria	IHL	69	7	25	32	137	4	2	4	6	8
NHL TOTALS			7	0	0	0	2	—	—	—	—	—

Right Wing

Born — May 17, 1970 in Castlegar, British Columbia; Height — 6'1",
Weight — 200; Shoots — Right; Last Amateur Club — North Dakota (WCHA)

How Acquired: Signed as a free agent by the Sabres on August 16, 1995.

Career: Vancouver's third round choice (44th overall) in the 1988 NHL Entry Draft...BCJHL All-Star, 1988...Member of Canada's Under-18 National Team, 1988...Played college hockey with Dixon Ward.



Dane Jackson

Playing Record

Season	Team	League	REGULAR SEASON					PLAYOFFS				
			GP	G	A	PTS	PIM	GP	G	A	PTS	PIM
1986-87	Castlegar	Jr. B	—	—	—	—	—	—	—	—	—	—
1987-88	Vernon	Jr. A	—	—	—	—	—	—	—	—	—	—
1988-89	North Dakota	WCHA	50	28	32	60	99	—	—	—	—	—
1989-90	North Dakota	WCHA	30	4	5	9	33	—	—	—	—	—
1990-91	North Dakota	WCHA	44	15	11	26	56	—	—	—	—	—
1991-92	North Dakota	WCHA	37	17	9	26	79	—	—	—	—	—
1992-93	Hamilton	AHL	39	23	19	42	81	—	—	—	—	—
1993-94	Vancouver	NHL	68	23	20	43	59	—	—	—	—	—
	Vancouver	NHL	12	5	1	6	9	—	—	—	—	—
	Hamilton	AHL	60	25	35	60	75	4	2	2	4	16
1994-95	Vancouver	NHL	3	1	0	1	4	6	0	0	0	10
	Syracuse	AHL	78	30	28	58	162	—	—	—	—	—
NHL TOTALS			15	6	1	7	13	6	0	0	0	10

91

Left Wing

Born - February 16, 1970 in Spisska Nova Ves, Czechoslovakia;
Height - 6'1", Weight - 189; Shoots - Left

How Acquired: Signed as a free agent by the Sabres on August 16, 1995.

Career: Pittsburgh's ninth round choice (173rd overall) in the 1990 NHL Entry Draft.

Ladislav Karabin

Playing Record


Season	Team	League	REGULAR SEASON					PLAYOFFS				
			GP	G	A	PTS	PIM	GP	G	A	PTS	PIM
1988-89	Bratislava	Czech.	31	7	2	9	10					
1989-90	Bratislava	Czech 2.					unavailable					
1990-91	Bratislava	Czech.	49	21	7	28	57					
1991-92	Bratislava	Czech.	27	4	8	12	10					
1992-93	Bratislava	Czech.	39	21	23	44	—					
1993-94	Pittsburgh	NHL	9	0	0	0	2					
	Cleveland	IHL	58	13	26	39	48					
1994-95	Cleveland	IHL	47	15	25	40	26					
NHL TOTALS			9	0	0	0	2	4	0	0	0	2

Defense

Born - April 5, 1975 in Kiev, Ukraine; Height - 5'11", Weight - 200;
Shoots - Left

How Acquired: Buffalo's fifth round choice (121st overall) in the 1994 NHL Entry Draft.

Personal: Signed a multi-year contract with the Sabres on July 27, 1995.



Sergei Klimientiev

Playing Record

Season	Team	League	REGULAR SEASON					PLAYOFFS				
			GP	G	A	PTS	PIM	GP	G	A	PTS	PIM
1991-92	SVSM Kiev	CIS 3	42	4	15	19						
1992-93	Sokol Kiev	CIS	3	0	0	0	4					
1993-94	Medicine Hat	WHL	72	16	26	42	165	1	0	0	0	0
1994-95	Medicine Hat	WHL	71	19	45	64	146	3	0	0	0	4
	Rochester	AHL	7	0	0	0	8	5	4	2	6	14
								1	0	0	0	0

Right Wing

Born - August 25, 1969 in Winnipeg, Manitoba; Height - 6'1", Weight - 205;
Shoots - Right; Last Amateur Club - Niagara Falls Thunder (OHL)


How Acquired: Signed as a free agent by the Sabres on July 21, 1995.

Career: Third round draft choice (47th overall) of the Pittsburgh Penguins in the 1987 NHL Entry Draft...Scored his first NHL goal on March 12, 1991 against Montreal (for Pittsburgh)...Played for the Canadian National Junior Team at the World Junior Championships in 1988-89...Claimed on waivers by Hartford from Pittsburgh on November 21, 1992...Signed as a free agent by Florida on August 31, 1993.

Personal: Son of former NHL All-Star Reggie Leach.

Playing Record

Season	Team	League	REGULAR SEASON					PLAYOFFS				
			GP	G	A	PTS	PIM	GP	G	A	PTS	PIM
1985-86	New Westminster	WHL	58	8	7	15	20					
1986-87	Hamilton	OHL	64	12	19	31	67					
1987-88	Hamilton	OHL	64	24	19	43	79					
1988-89	Niagara Falls	OHL	58	45	62	107	47	14	6	7	13	12
1989-90	Pittsburgh	NHL	10	0	3	3	0	17	9	11	20	25
	Muskegon	IHL	72	22	36	58	39	15	9	4	13	14
1990-91	Pittsburgh	NHL	7	2	0	2	0					
	Muskegon	IHL	43	33	22	55	26					
1991-92	Pittsburgh	NHL	38	5	4	9	8					
	Muskegon	IHL	3	1	1	2	2					
1992-93	Pittsburgh	NHL	5	0	0	0	2					
	Cleveland	IHL	9	5	3	8	2					
	Hartford	NHL	19	3	2	5	2	4	1	2	3	0
1993-94	Springfield	AHL	29	13	15	28	33					
	Florida	NHL	2	1	0	1	0					
1994-95	Cincinnati	IHL	74	15	19	34	64					
	Cdn. National	NHL	41	12	26	38	26	11	1	0	1	4
	Cincinnati	IHL	11	0	2	2	9					
	San Diego	IHL	0	0	0	0	0					
NHL TOTALS			81	11	9	20	12	4	0	0	0	0




Jamie Leach

Defense

Born - November 19, 1973 in Antigonish, Nova Scotia; Height - 5'11",
Weight - 211; Shoots - Right; Last Amateur Club - St. Hyacinthe

How Acquired: Fourth round draft choice (80th overall) of the Sabres in 1992.


Career: Made his Sabre/NHL debut Feb. 19, 1995 at Pittsburgh...Rochester's 1993-94 Exec Club Defensive Player of the Year award winner.



Dean Melanson

Playing Record

Season	Team	League	REGULAR SEASON					PLAYOFFS				
			GP	G	A	PTS	PIM	GP	G	A	PTS	PIM
1990-91	St. Hyacinthe	QMJHL	69	10	17	27	110					
1991-92	St. Hyacinthe	QMJHL	42	8	19	27	158	4	0	1	1	2
1992-93	St. Hyacinthe	QMJHL	57	13	29	42	253	6	1	2	3	25
	Rochester	AHL	8	0	1	1	6					
1993-94	Rochester	AHL	80	1	21	22	138	14	1	6	7	18
1994-95	Buffalo	NHL	5	0	0	0	4	4	0	1	1	2
	Rochester	AHL	43	4	7	11	84					
NHL TOTALS			5	0	0	0	4					
TOTALS AS A SABRE			5	0	0	0	4					



Left Wing

Born – May 22, 1975 in London, Ontario; Height – 5'11", Weight – 175; Shoots – Left

How Acquired: Buffalo's ninth round choice (220th overall) in the 1993 NHL Entry Draft.

'94-'95: Led the OHL in playoff goals.

Barrie Moore

Playing Record

Season	Team	League	REGULAR SEASON					PLAYOFFS						
			GP	G	A	PTS	PIM	GP	G	A	PTS	PIM		
1990-91	Strathroy	Jr. B	24	9	10	19	14							
1991-92	Sudbury	OHL	62	15	38	53	57	11	0	7	7	12		
1992-93	Sudbury	OHL	57	13	26	39	71	14	4	3	7	19		
1993-94	Sudbury	OHL	65	36	49	85	69	10	3	5	8	14		
1994-95	Sudbury	OHL	60	47	42	89	67	18	15	14	29	24		

Defense


Born – July 7, 1975 in Zaria, Nigeria; Height – 6'2", Weight – 200; Shoots – Left

How Acquired:

Third round draft choice (69th overall) of the Sabres in 1994.

Personal:

Signed a three-year contract with Buffalo on June 22, 1995...Led Guelph in penalty minutes in 1994-95...Name is pronounced ra-moan en-der... Single... Has one brother and two sisters.



Rumun Ndur

Playing Record


Season	Team	League	REGULAR SEASON					PLAYOFFS						
			GP	G	A	PTS	PIM	GP	G	A	PTS	PIM		
1991-92	Sarnia	Jr. B	30	2	5	7	46							
1992-93	Guelph	OHL	22	1	3	4	30	4	0	1	1	4		
1993-94	Guelph	OHL	61	6	33	39	176	9	4	1	5	24		
1994-95	Guelph	OHL	63	10	21	31	187	14	0	4	4	28		

Center

Born – December 31, 1974 in Edmonton, Alberta; Height – 5'8", Weight – 160; Shoots – Right

How Acquired:

Eleventh round draft choice (272nd overall) of the Sabres in 1993.



Scott Nichol

Playing Record


Season	Team	League	REGULAR SEASON					PLAYOFFS						
			GP	G	A	PTS	PIM	GP	G	A	PTS	PIM		
1992-93	Portland	WHL	67	31	33	64	146	16	8	8	16	41		
1993-94	Portland	WHL	65	40	53	93	144	10	3	8	11	16		
1994-95	Rochester	AHL	71	11	16	27	136	5	0	3	3	14		

Center

Born – April 22, 1974 in Prince George, British Columbia; Height – 6'0", Weight – 189; Shoots – Right

How Acquired: Sixth round draft choice (131st overall) of the Sabres in 1992.


Personal: Single...Has one sister...Speaks both English and French



Paul Rushforth

Playing Record

Season	Team	League	REGULAR SEASON					PLAYOFFS						
			GP	G	A	PTS	PIM	GP	G	A	PTS	PIM		
1990-91	Ottawa	COJHL	38	14	16	30	58							
1991-92	North Bay	OHL	65	8	11	19	24	19	0	2	2	6		
1992-93	North Bay	OHL	21	4	10	14	24							
	Belleville	OHL	36	21	19	40	38							
1993-94	Belleville	OHL	63	28	35	63	109	12	6	3	9	8		
1994-95	Rochester	AHL	25	8	6	14	10	2	0	0	0	0		
	South Carolina	ECHL	41	6	8	14	130							



Steve Shields

Goaltender

Born – July 19, 1972 in Toronto, Ontario; Height – 6'3", Weight – 210; Catches – Left

How Acquired: Fifth round draft choice (101st overall) of the Sabres in the 1991 NHL Entry Draft, held in Buffalo.

Career: Was called up to Buffalo for the final five games of the 1994-95 regular season but did not see action (backup for three, scratched for other two)...Became the CCHA and the NCAA all-time leader in goalie victories during the 1993-94 season, eclipsing the previous CCHA mark of 67 (set by Bowling Green's Gary Kruzich) with his 81 conference wins. He also broke Kruzich's NCAA record of 88 career victories, by recording 111 wins...1993-94 First Team All-CCHA goaltender...Runner-up for the 1993-94 CCHA Best Goaltender...1993-94 Hobey Baker Finalist... 1993-94 Second Team All-American...Named the CCHA Defensive Player of the Week twice during the 1993-94 season...Following the 1992-93 season, Steve was named to both the CCHA First All-Star Team and the NCAA West Second All-American Team.

Won-Lost-Tied:

1990-91:	26-6-3	University of Michigan
1991-92:	27-7-2	University of Michigan
1992-93:	30-6-2	University of Michigan
1993-94:	28-6-1	University of Michigan
1994-95:	3-8-0	Rochester
	11-5	(-two overtime losses) South Carolina

Playing Record


Season	Team	League	REGULAR SEASON					PLAYOFFS				
			GP	MIN	GA	SO	AVG.	GP	MIN	GA	SO	AVG.
1990-91	U of Michigan	CCHA	37	1963	106	0	3.24	—	—	—	—	—
1991-92	U of Michigan	CCHA	37	2090	99	1	2.84	—	—	—	—	—
1992-93	U of Michigan	CCHA	39	2027	75	2	2.22	—	—	—	—	—
1993-94	U of Michigan	CCHA	36	1961	87	0	2.66	—	—	—	—	—
1994-95	Rochester	AHL	13	673	53	0	4.72	1	20	3	0	9.00
	South Carolina	ECHL	21	1157	52	2	2.69	3	144	11	0	4.58

Right Wing

Born – March 9, 1972 in Voronezh, Soviet Union; Height – 5'10", Weight – 174; Shoots – Right

How Acquired: Eleventh round draft choice (233rd overall) of the Sabres in the 1991 NHL Entry Draft, held in Buffalo.

Career: Played with Oleg Tverdovsky (second choice overall - selected by Anaheim - in the 1994 NHL Entry Draft) on the 1992-93 Soviet Wings team. His team the year before featured current NHLers Dmitri Mironov and Sergei Makarov, as well as Buffalo's Yuri Khmylev... Rochester's winner of the 1993-94 Exec Club Most Improved Player award



Mikhail Volkov

Playing Record

Season	Team	League	REGULAR SEASON					PLAYOFFS				
			GP	G	A	PTS	PIM	GP	G	A	PTS	PIM
1989-90	Soviet Wings	USSR	24	0	2	2	4	—	—	—	—	—
1990-91	Soviet Wings	USSR	40	8	4	12	8	—	—	—	—	—
1991-92	Soviet Wings	CIS	37	3	6	9	16	—	—	—	—	—
1992-93	Soviet Wings	CIS	33	9	6	15	11	5	0	1	1	2
1993-94	Rochester	AHL	62	12	26	38	28	4	0	2	2	2
1994-95	Rochester	AHL	56	17	27	44	52	4	1	0	1	2

Right Wing

Born – September 23, 1968 in Leduc, Alberta; Height – 6'0", Weight – 200; Shoots – Right; Last Amateur Club – North Dakota (WCHA)


How Acquired: Signed as a free agent by the Sabres on August 24, 1995.

Career: Vancouver's seventh round pick (128th overall) in the 1988 NHL Entry Draft...Traded to Los Angeles with a conditional draft choice in 1995 on January 8, 1994 for Jimmy Carson...Traded by the Kings to Toronto on October 3, 1994 with Guy Leveque, Kelly Fairchild, and Shayne Toporowski for Eric Lacroix, Chris Snell, and Toronto's fourth round pick in the 1996 Entry Draft...Led all NHL rookies in plus/minus in 1992-93 with a +34. Finished seventh in scoring that year among NHL rookies...Had played in four career games vs. the Sabres before coming to Buffalo, scoring one goal and adding one assist (no penalty minutes)...Scored his first NHL goal October 16, 1992 at Winnipeg (for the Canucks)...Had a four-point game (2+2=4) on November 4, 1992 vs. Calgary...Member of the WCHA Second All-Star Team following both the 1990-91 and 1991-92 seasons...Finished his four-year collegiate career ranked second on the school's all-time goals (110) and points (219) lists...Became the first player in UND history to record 100 goals and 100 assists.


Personal: Majored in journalism at the University of North Dakota, and wrote a column for the Edmonton Sun during his rookie year with the Canucks.

Playing Record

Season	Team	League	REGULAR SEASON					PLAYOFFS				
			GP	G	A	PTS	PIM	GP	G	A	PTS	PIM
1988-89	North Dakota	WCHA	37	8	9	17	26	—	—	—	—	—
1989-90	North Dakota	WCHA	45	35	34	69	44	—	—	—	—	—
1990-91	North Dakota	WCHA	43	34	35	69	84	—	—	—	—	—
1991-92	North Dakota	WCHA	38	33	31	64	90	—	—	—	—	—
1992-93	Vancouver	NHL	70	22	30	52	82	9	2	3	5	0
1993-94	Vancouver	NHL	33	6	1	7	37	—	—	—	—	—
	Los Angeles	NHL	34	6	2	8	45	—	—	—	—	—
1994-95	Toronto	NHL	22	0	3	3	31	—	—	—	—	—
	St. John's	AHL	6	3	3	6	19	—	—	—	—	—
	Detroit	IHL	7	3	6	9	7	5	3	0	3	7
	NHL TOTALS		159	34	36	70	195	9	2	3	5	0



Dixon Ward



Bob Westerby

Left Wing

Born – October 29, 1975 in Kelowna, British Columbia;
Height – 6'1", Weight – 195; Shoots – Left

How Acquired: Buffalo's eighth round choice (199th overall) in the 1994 NHL Entry Draft.

Personal: Single...Has two sisters...Considers winning the Memorial Cup his most memorable hockey moment.

Playing Record


Season	Team	League	REGULAR SEASON					PLAYOFFS						
			GP	G	A	PTS	PIM	GP	G	A	PTS	PIM		
1992-93	Kamloops.....	WHL	45	3	6	9	192							
1993-94	Kamloops.....	WHL	50	6	9	15	218	19	1	4	5	64		
1994-95	Kamloops.....	WHL	13	0	3	3	67	17	0	2	2	41		

Defense

Born – June 30, 1975 in Welland, Ontario; Height – 6'0", Weight – 189;
Shoots – Left

How Acquired: Buffalo's eleventh round choice (277th overall) in the 1994 NHL Entry Draft.

Personal: Single...Has one sister...Nickname: "Wrighter"...
Would like to become a lawyer after his hockey career...Favorite TV show is "Cheers".



Shayne Wright

Playing Record

Season	Team	League	REGULAR SEASON					PLAYOFFS				
			GP	G	A	PTS	PIM	GP	G	A	PTS	PIM
1992-93	Owen Sound.....	OHL	62	9	21	30	101	8	2	0	2	5
1993-94	Owen Sound.....	OHL	64	11	24	35	95	9	1	10	11	4
1994-95	Owen Sound.....	OHL	63	12	50	62	114	10	1	9	10	34
	Rochester.....	AHL	2	0	0	0	0	4	0	1	1	0

Also Drafted By The Sabres

CAL BENAZIC

Selected in sixth round (147th overall) in 1994
Born: September 29, 1975

Season	Team	League	GP	G	A	PTS	PIM	Defense	
								6'3"	187 lbs.
1990-91	Prince George.....	Bantam	40	4	15	19	150		
1991-92	Surrey Eagles.....	Jr. A	27	0	1	1	20		
1992-93	Surrey Eagles.....	Jr. A	60	5	37	42	210		
1993-94	Medicine Hat.....	WHL	64	2	15	17	157		
1994-95	Medicine Hat.....	WHL	71	9	23	32	166		
	Rochester.....	AHL	2	0	0	0	0		

CURTIS BROWN

Selected in second round (43rd overall) in 1994
Born: February 12, 1976

Season	Team	League	GP	G	A	PTS	PIM	Center/Left Wing	
								6'0"	182 lbs.
1990-91	Unity.....	Bantam	60	93	104	197	55		
1991-92	Moose Jaw.....	Midget	36	35	30	65	44		
1992-93	Moose Jaw.....	WHL	71	13	16	29	30		
1993-94	Moose Jaw.....	WHL	72	27	38	65	82		
1994-95	Moose Jaw.....	WHL	70	51	53	104	63		
	Buffalo.....	NHL	1	1	1	2	2		

SHANE HNYD

Selected in seventh round (173rd overall) in 1994
Born: November 8, 1975

Season	Team	League	GP	G	A	PTS	PIM	Defense	
								6'1"	200 lbs.
1990-91	Yellowhead.....	Midget	36	9	11	20	92		
1991-92	Swift Current.....	WHL	56	1	3	4	11		
	Prince Albert.....	WHL	45	5	12	17	62		
1992-93	Prince Albert.....	WHL	27	2	10	12	43		
1993-94	Prince Albert.....	WHL	69	7	26	33	113		
1994-95	Prince Albert.....	WHL	72	5	29	34	169		

CRAIG MILLAR

Selected in ninth round (225th overall) in 1994
Born: July 12, 1976

Season	Team	League	GP	G	A	PTS	PIM	Defense	
								6'2"	200 lbs.
1992-93	Swift Current.....	WHL	43	2	1	3	8		
1993-94	Swift Current.....	WHL	66	2	9	11	53		
1994-95	Swift Current.....	WHL	72	8	42	50	80		

MARK POLAK

Selected in tenth round (251st overall) in 1994
Born: May 16, 1976

Season	Team	League	GP	G	A	PTS	PIM	Center	
								6'0"	188 lbs.
1991-92	Spruce Grove.....	Bantam	53	16	24	40	68		
1992-93	Medicine Hat.....	WHL	68	11	20	31	50		
1993-94	Medicine Hat.....	WHL	70	20	26	46	48		
1994-95	Medicine Hat.....	WHL	71	18	25	43	101		

WAYNE PRIMEAU

Selected in first round (17th overall) in 1994
Born: June 4, 1976

Season	Team	League	GP	G	A	PTS	PIM	Center	
								6'3"	193 lbs.
1991-92	Whitby.....	Midget	63	36	50	86	96		
1992-93	Owen Sound.....	OHL	66	10	27	37	108		
1993-94	Owen Sound.....	OHL	65	25	50	75	75		
1994-95	Owen Sound.....	OHL	66	34	62	96	84		
	Buffalo.....	NHL	1	1	0	1	0		

1995 Entry Draft Selections

ROUND ONE - 14TH CHOICE OVERALL

JAY McKEE

Born: September 8, 1977

Season	GP	G	A	PTS	PIM
1992-93	45	1	36	37	50
1993-94	51	0	1	1	51
1994-95	65	9	19	28	151

DEFENSE
6'2-1/2", 175
Team (League)
Ernestown (Jr.C)
Sudbury (OHL)
Niagara Falls (OHL)

ROUND ONE - 16TH CHOICE OVERALL

MARTIN BIRON

Born: August 15, 1977

Season	GP	MINS	GA	SO	GAA
1993-94	23	1412	80	1	3.40
1994-95	56	3193	132	3	2.48

GOALIE
6'1-1/2", 154
Team (League)
Trois Rivières (Midget)
Beauport (QMJHL)

ROUND TWO - 42ND CHOICE OVERALL

MARK DUTIAUME

Born: January 31, 1977

Season	GP	G	A	PTS	PIM
1993-94	3	2	0	2	0
	55	4	7	11	43
1994-95	62	23	21	44	80

LEFT WING
6'0-1/2", 200
Team (League)
Tri City (WHL)
Brandon (WHL)
Brandon (WHL)

ROUND THREE - 68TH CHOICE OVERALL

MATHIEU SUNDERLAND

Born: November 30, 1976

Season	GP	G	A	PTS	PIM
1991-92	28	17	14	31	72
1992-93	42	20	20	40	114
1993-94	60	19	13	32	118
1994-95	66	21	24	45	185

RIGHT WING
6'4", 192
Team (League)
Quebec (Bantam)
Ste-Foy (Midget)
Drummondville (QMJHL)
Drummondville (QMJHL)

ROUND FOUR - 94TH CHOICE OVERALL

MATT DAVIDSON

Born: August 9, 1977

Season	GP	G	A	PTS	PIM
1992-93	36	16	18	34	46
1993-94	59	4	12	16	18
1994-95	72	17	20	37	51

RIGHT WING
6'2", 190
Team (League)
Saskatoon (Midget)
Portland (WHL)
Portland (WHL)

ROUND FIVE - 111TH CHOICE OVERALL

MARIAN MENHART

Born: February 14, 1977

Season	GP	G	A	PTS	PIM
1994-95	36	15	19	34	na

DEFENSE
6'3", 220
Team (League)
Litvinov (Czech Jr. League)

1995 Entry Draft Selections

ROUND FIVE - 119TH CHOICE OVERALL

KEVIN POPP

Born: FEBRUARY 26, 1976

Season	GP	G	A	PTS	PIM
1993-94	45	0	4	4	126
1994-95	70	5	8	13	257

DEFENSE
6'1-1/2", 198
Team (League)
Spokane (WHL)
Seattle (WHL)

ROUND FIVE - 123RD CHOICE OVERALL

DANIEL BIENVENUE

Born: June 10, 1977

Season	GP	G	A	PTS	PIM
1991-92	30	40	25	65	29
1992-93	22	38	34	72	na
1993-94	42	2	7	9	4
1994-95	67	27	14	41	40

LEFT WING
6'0", 196
Team (League)
Val d'Or (Midget)
Val d'Or (Midget)
Chicoutimi (QMJHL)
Val d'Or (QMJHL)

ROUND SEVEN - 172ND CHOICE OVERALL

BRIAN SCOTT

Born: May 22, 1977

Season	GP	G	A	PTS	PIM
1993-94	58	13	10	23	26
1994-95	38	5	24	29	15
	20	6	6	12	10

CENTER
6'0", 187
Team (League)
Kingston (OHL)
Kingston (OHL)
Kitchener (OHL)

ROUND EIGHT - 198TH CHOICE OVERALL

MIKE ZANUTTO

Born: January 1, 1977

Season	GP	G	A	PTS	PIM
1994-95	13	1	1	2	2
	42	13	17	30	2

CENTER
6'0", 190
Team (League)
North Bay (OHL)
Oshawa (OHL)

ROUND NINE - 224TH CHOICE OVERALL

ROB SKRLAC

Born: June 10, 1976

Season	GP	G	A	PTS	PIM
1994-95	23	0	1	1	177

LEFT WING
6'4-1/2", 230
Team (League)
Kamloops (WHL)

Pronunciations

Martin Biron - MAR-ten BEER-ohn

Mark Dutiaume - DOO-tee-ohm

Daniel Bienvenue - BEE-EN-vnu

Mike Zanutto - ze-NOO-toe

Rob Skrlac - SKR-lack

Draft Selections 1970-1995

1970	RD.	NO.	POS.	AMATEUR TEAM
Perreault, Gil	1	1	C	Montreal Jr. Canadiens
Deadmarsh, Butch	2	15	LW	Brandon Wheat Kings
Cuddie, Steve	3	29	D	Toronto Marlboros
Wyrozub, Randy	4	43	C	Edmonton Oil Kings
Morton, Mike	5	57	F	Shawinigan Bruins
Keeler, Tim	6	71	D	Niagara Falls Flyers
Regan, Tim	7	84	G	Boston University
Rombough, Doug	8	97	C	St. Catharines Black Hawks
Nadeau, Luc	9	107	C	Drummondville Rangers
1971	RD.	NO.	POS.	AMATEUR TEAM
Martin, Richard	1	5	LW	Montreal Jr. Canadiens
Ramsay, Craig	2	19	LW	Peterborough TPT's
Hajt, Bill	3	33	D	Saskatoon Blades
Richer, Robert	4	47	C	Three Rivers Dukes
Warr, Steve	5	61	D	Clarkson University
Duguay, Pierre	6	75	C	Quebec Remparts
1972	RD.	NO.	POS.	AMATEUR TEAM
Schoenfeld, Jim	1	5	D	Niagara Falls Flyers
Carriere, Larry	2	25	D	Loyola Univ. (Montreal)
McMasters, Jim	3	37	D	Calgary Centennials
Campeau, Richard	4	53	D	Sorel Black Hawks
Gratton, Gilles	5	69	G	Oshawa Generals
McNab, Peter	6	85	RW	University of Denver
1973	RD.	NO.	POS.	AMATEUR TEAM
Titanic, Morris	1	12	LW	Sudbury Wolves
Landry, Jean	2	28	D	Quebec Remparts
Deschamps, Andre	3	44	LW	Quebec Remparts
Dupuis, Yvon	4	60	LW	Quebec Remparts
Smulders, Bob	5	76	RW	Peterborough TPT's
Korzack, Neil	6	92	RW	Peterborough TPT's
Young, Bob	7	108	D	University of Denver
O'Connell, Tim	8	124	RW	University of Vermont
1974	RD.	NO.	POS.	AMATEUR TEAM
Fogolin, Lee	1	11	D	Oshawa Generals
Gare, Danny	2	29	RW	Calgary Centennials
Deziel, Michel	3	47	LW	Sorel Black Hawks
McIntosh, Paul	4	65	D	Peterborough TPT's
Lariviere, Gary	5	83	D	St. Catharines Black Hawks
Given, David	6	101	D	Brown University
Noreau, Bernard	7	119	RW	Laval National
Constantin, Charles	8	136	LW	Quebec Remparts
Jodzio, Rick	9	153	LW	Hamilton Red Wings
Smith, Derek	10	168	C	Ottawa 67's
Tsujimoto, Taro	11	183	C	Tokyo Katanas
Geoffrion, Bob	12	196	LW	Cornwall Royals
1975	RD.	NO.	POS.	AMATEUR TEAM
Sauve, Bob	1	17	G	Laval National
Breitenbach, Ken	2	35	D	St. Catharines Black Hawks
Martin, Terry	3	44	LW	London Knights
McAdam, Gary	3	53	RW	St. Catharines Black Hawks
Neeld, Greg	4	71	D	Calgary Centennials
Edwards, Don	5	89	G	Kitchener Rangers
Minor, Jim	6	107	LW	Regina Pats
Rowe, Grant	7	125	D	Ottawa 67's
Tidey, Alex	8	143	RW	Lethbridge Broncos
Whitby, Andy	9	159	RW	Oshawa Generals
Moher, Len	10	174	G	University of Notre Dame
1976	RD.	NO.	POS.	AMATEUR TEAM
Kowal, Joe	2	33	LW	Hamilton Fincups
Maze, Henry	4	69	LW	Edmonton Oil Kings
Roscoe, Ron	5	87	D	Hamilton Fincups
Lemieux, Don	6	105	D	Three Rivers Draveurs

Draft Selections 1970-1995

1977	RD.	NO.	POS.	AMATEUR TEAM
Seiling, Ric	1	14	RW	St. Catharines Fincups
Areschenkoff, Ron	2	32	C	Medicine Hat Tigers
Stewart, Bill	4	68	D	Niagara Falls Flyers
Sirois, Richard	5	86	G	Laval National
Ramsey, Wayne	6	104	D	Brandon Wheat Kings
1978	RD.	NO.	POS.	AMATEUR TEAM
Playfair, Larry	1	13	D	Portland Winter Hawks
McKegney, Tony	2	32	LW	Kingston Canadiens
McClanahan, Rob	3	49	LW	University of Minnesota
Gazdic, Mike	4	66	D	Sudbury Wolves
Ireland, Randy	5	82	G	Portland Winter Hawks
McGregor, Cam	6	99	LW	Cornwall Royals
Eastman, Dan	7	116	C	London Knights
Stroebe, Eric	8	133	C	University of Minnesota
O'Sullivan, Eugene	9	150	C	Calgary Wranglers
1979	RD.	NO.	POS.	AMATEUR TEAM
Ramsey, Mike	1	11	D	University of Minnesota
Ruff, Lindy	2	32	D	Lethbridge Broncos
Robinson, Mark	3	53	D	Victoria Cougars
Cloutier, Jacques	3	55	G	Three Rivers Draveurs
Hamel, Gilles	4	74	LW	Laval National
Haworth, Alan	5	95	C	Sherbrooke Beavers
Knickle, Rick	6	116	G	Brandon Wheat Kings
1980	RD.	NO.	POS.	AMATEUR TEAM
Patrick, Steve	1	20	RW	Brandon Wheat Kings
Moller, Mike	2	41	RW	Lethbridge Broncos
McKenna, Sean	3	56	RW	Sherbrooke Beavers
North, Jay	3	62	C	Jefferson H.S.
Wiemer, Jim	4	83	D	Peterborough Petes
Rueter, Dirk	5	104	D	Sault St. Marie Greyhounds
Naud, Daniel	6	125	D	Sorel Black Hawks
Pavola, Jari	7	146	G	T.P.S. (Finland)
Cunneyworth, Randy	8	167	C	Ottawa 67's
Beckon, Dave	9	188	C	Peterborough Petes
Bader, John	10	209	LW	Irondale H.S.
1981	RD.	NO.	POS.	AMATEUR TEAM
Dudacek, Jiri	1	17	RW	Czechoslovakia
Virta, Hannu	2	38	D	T.P.S. (Finland)
Aldred, Jim	3	59	LW	Kingston Canadiens
Chisholm, Colin	3	60	D	Calgary Wranglers
Eatough, Jeff	4	80	RW	Cornwall Royals
Wikberg, Anders	4	83	LW	Cornwall Royals
Eivola, Mauri	5	101	C	Timra (Sweden)
Butorac, Ali	6	122	D	T.P.S. (Finland)
Leime, Heikki	7	143	D	Ottawa 67's
Orlando, Gates	8	164	C	T.P.S. (Finland)
Sebek, Venci	9	185	D	Providence College
Harper, Warren	10	206	RW	Niagara Falls Flyers
1982	RD.	NO.	POS.	AMATEUR TEAM
Housley, Phil	1	6	D	South St. Paul H.S.
Cyr, Paul	1	9	LW	Victoria Cougars
Andreychuk, Dave	1	16	C	Oshawa Generals
Anderson, Mike	2	26	C	North St. Paul H.S.
Johansson, Jens	2	30	D	Pitea (Sweden)
Jutila, Timo	4	68	D	Tappara (Finland)
Hamilton, Jeff	4	79	C	Providence College
Logan, Bob	5	100	RW	West Island
Parker, Jeff	6	111	C	Mariner H.S.
Gustavsson, Jacob	6	121	G	Almtuna (Sweden)
Bishop, Alan	7	142	D	Niagara Falls Flyers
Verret, Claude	8	163	C	Three Rivers Draveurs
Norman, Rob	9	184	RW	Cornwall Royals
Craig, Mike	10	205	G	Billings Bighorns
Plankers, Jim	11	226	D	Cloquet H.S.

Draft Selections 1970-1995

RD.	NO.	POS.	AMATEUR TEAM
1	5	G	Acton-Boxboro H.S.
1	10	RW	Univ. of New Hampshire
1	11	C	Ottawa 67's
2	31	C	Kitchener Rangers
2	34	LW	Kamloops Jr. Oilers
4	74	G	Kirkland Lake Intermediates
5	94	D	Regina Pats
6	114	D	Windsor Spitfires
7	134	C	IFK, Helsinki (Finland)
8	154	D	Redford (Mich.) Royals
9	174	D	Sault St. Marie Greyhounds
10	194	D	Kamloops Blazers
11	214	D	Kolner (West Germany)
12	234	G	Shawinigan Cataracts
12	235	LW	Northwood Prep H.S.
1984			
RD.	NO.	POS.	AMATEUR TEAM
1	18	LW	Vastra Frolunda (Sweden)
2	39	LW	Regina Pats
3	60	RW	Cornwall Royals
4	81	D	London Knights
5	102	LW	Sault Ste. Marie Greyhounds
6	123	D	Drummondville
7	144	G	Kelowna Wings
8	165	D	Djurgardens (Sweden)
10	207	C	Ottawa 67's
11	228	RW	Kelowna Wings
12	249	LW	Seattle Breakers
1985			
RD.	NO.	POS.	AMATEUR TEAM
1	14	D	Vastra Frolunda (Sweden)
2	35	C	St. Jean Beavers
3	56	C	Windsor Compuware Spitfires
4	77	D	Sudbury Wolves
5	98	C	Victoria Cougars
6	119	D	Cornwall Royals
7	140	D	Sapko (Finland)
8	161	RW	Lethbridge Broncos
9	182	LW	Dukla Jihlava (Czech.)
10	203	C	Stratford Jr. B
11	224	C	Guelph Platers
12	245	D	Prince Albert Raiders
1986			
RD.	NO.	POS.	AMATEUR TEAM
1	5	D	Team Canada
2	26	D	St. Marks H.S.
3	47	RW	University of Maine
3	56	RW	Windsor Compuware Spitfires
4	68	D	Yale University
5	89	D	Thayer
6	110	D	Shawinigan Cataracts
7	131	RW	North Bay Centennials
8	152	LW	Laval Titans
9	173	D	Providence College
10	194	G	Prince Albert Raiders
11	215	D	Portland Winter Hawks
S1	5	LW	University of Vermont
S2	10	C	Boston University

Draft Selections 1970-1995

RD.	NO.	POS.	AMATEUR TEAM
1	1	C	Granby Bisons
2	22	D	Regina Pats
3	53	LW	Peterborough Petes
4	84	G	New Hampton H.S.
5	85	RW	Belmont Hill H.S.
6	106	LW	Belmont College H.S.
7	127	D	New Hampton H.S.
8	148	D	Groton
8	153	C	Deerfield Academy
9	169	LW	Saskatoon Blades
10	190	D	Swift Current Broncos
11	211	G	Boston College
12	232	LW	Guelph Platers
S1	1	LW	University of Minnesota
S2	6	RW	Lake Superior St.
1987			
RD.	NO.	POS.	AMATEUR TEAM
1	13	RW	Victoria Cougars
3	55	LW	Spokane Chiefs
4	76	D	Mt. St. Charles H.S.
5	89	RW	ZSKA Moscow
5	97	LW	Cornwall Royals
6	106	D	Lake Superior St.
7	118	LW	Choate
6	139	RW	Ottawa 67's
7	160	D	Madison Memorial H.S.
8	181	G	Victoria Cougars
9	181	D	Choate
11	223	RW	Miami (Ohio) University
12	244	C	Ferris State University
S3	18	D	
1988			
RD.	NO.	POS.	AMATEUR TEAM
1	14	D	Regina Pats
3	56	RW	Nichols H.S.
4	77	C	University of Wisconsin
5	98	D	Saskatoon Blades
6	107	G	Northern Michigan University
6	119	RW	University of Maine
8	161	C	Cloquet (Minn.) H.S.
9	183	RW	Laval Titans
10	194	D	Lake Superior St.
10	203	C	Toronto Marlboros
11	224	G	Thunder Bay
12	245	RW	Cushing Academy
S3	19	LW	University of Vermont
1989			
RD.	NO.	POS.	AMATEUR TEAM
1	14	D	Niagara Falls Thunder
3	56	RW	Pingree H.S. (Mass.)
4	77	C	Vitkovice (Czech.)
5	98	D	Peterborough Petes
6	107	G	Univ. of North Dakota
6	119	D	Krylja Sovetov
8	161	LW	Zetor Brno (Czech.)
9	183	D	Niagara Falls Thunder
10	194	LW	Laval Titans
10	203	D	Belmont Hill H.S. (Mass.)
11	224	RW	Lethbridge Hurricanes
12	245	LW	Univ. of North Dakota
S3	19	C	
1990			
RD.	NO.	POS.	AMATEUR TEAM
1	14	LW	Niagara Falls Thunder
4	82	C	Pingree H.S. (Mass.)
5	97	D	Vitkovice (Czech.)
5	100	G	Peterborough Petes
5	103	D	Univ. of North Dakota
7	142	LW	Krylja Sovetov
8	166	D	Zetor Brno (Czech.)
9	187	LW	Niagara Falls Thunder
10	208	RW	Laval Titans
11	229	LW	Belmont Hill H.S. (Mass.)
12	250	LW	Lethbridge Hurricanes
S3	24	C	Univ. of North Dakota

Draft Selections 1970-1995

RD.	NO.	POS.	AMATEUR TEAM
1	13	D	Granby Bisons
2	35	LW	Peterborough Petes
3	57	LW	Sudbury Wolves
4	72	LW	Ottawa 67's
5	101	G	Univ. of Michigan
6	123	D	Sudbury Wolves
7	124	C	Detroit Red Wings Jr. A
8	145	D	Ottawa 67's
9	162	D	Jihlava (Czech.)
10	189	LW	Sault St. Marie Greyhounds
11	211	RW	St. Lawrence University
12	233	RW	Krylja (U.S.S.R.)
13	255	D	Lake Superior State
14	19	RW	Michigan Tech
RD.	NO.	POS.	AMATEUR TEAM
1	11	D	Medicine Hat (WHL)
2	35	LW	Zvolen (Czech)
3	59	C	Ptzen (Czech)
4	80	D	St. Hyacinthe (QMJHL)
5	83	LW	Beauport (QMJHL)
6	107	G	Jokerit (Finland)
7	108	LW	Krylja (CIS)
8	131	C	North Bay (OHL)
9	179	C	Tri-City (WHL)
10	203	C	Niagara Falls (OHL)
11	227	RW	Sault St. Marie (OHL)
12	251	LW	Cornwall (OHL)
RD.	NO.	POS.	AMATEUR TEAM
1	38	D	Lada Togliatti (CIS)
2	64	RW	Phillips Andover Academy
3	116	LW	Nitra (EUR)
4	142	D	Moose Jaw (WHL)
5	168	LW	Dynamo Moscow (CIS)
6	194	C	Victoria (WHL)
7	220	LW	Sudbury (OHL)
8	246	G	Calgary Royals (Tier 2)
9	272	C	Portland (WHL)
RD.	NO.	POS.	AMATEUR TEAM
1	17	C	Owen Sound (OHL)
2	43	C	Moose Jaw (WHL)
3	69	D	Guelph (OHL)
4	121	D	Medicine Hat (WHL)
5	147	D	Medicine Hat (WHL)
6	168	G	Granby (QMJHL)
7	173	D	Prince Albert (WHL)
8	176	RW	Peterborough (OHL)
9	199	LW	Kamloops (WHL)
10	225	D	Swift Current (WHL)
11	251	C	Medicine Hat (WHL)
12	277	D	Owen Sound (OHL)
RD.	NO.	POS.	AMATEUR TEAM
1	14	D	Niagara Falls (OHL)
2	16	G	Beauport (QMJHL)
3	42	LW	Brandon (WHL)
4	68	RW	Drummondville (QMJHL)
5	94	RW	Portland (WHL)
6	111	D	Litvinov (Czech Jr.)
7	119	D	Seattle (WHL)
8	123	LW	Val d'Or (QMJHL)
9	172	C	Kitchener (OHL)
10	198	C	Oshawa (OHL)
11	224	LW	Kamloops (WHL)

S in round number refers to the supplemental draft.

Amateur Hockey

The Buffalo Sabres' commitment to the community and the sport of hockey is evident year round in the form of amateur hockey.

Much of this is able to be done in large part because of the presence of Sabreland in Wheatfield, New York, a two-rink facility where the Buffalo Sabres train and practice. The team-owned and operated building is home to many youth hockey leagues and tournaments. Furthermore, many of the area's hockey camps take place there, such as the LaFontaine Hockey School and Mitch Korn's Goaltenders and Buffalo Defensemen Schools, as well as the Learn to Skate Clinics for 5-8 year olds.


For the next age bracket, 6-16, there are floor/street hockey programs conducted at now 42 area centers, up from 33 which hosted them last year. In addition, eight youth clinics were held with the help of Sabres players last season at area rinks such as Fort Erie, Niagara Falls, Holiday Twin Rinks, and Audobon, for 10-14 year olds.

Another display of youth hockey involvement is seen in the Sabres' aid in sponsoring a local youth hockey team in their trip to the Quebec Tournament in 1996.

The Sabres maintain activity at all levels of the sport. Each year the team helps support Super Sunday, a day long schedule of local high school hockey championships. The event culminates with the Sabres hosting the coaches and captains of the winning teams for dinner and a game, including on-ice presentations.

The Buffalo Sabres also present the J. Michael Duffett Memorial Award, an annual honor established by the club as a tribute to the dedication and love for the game of hockey shown by the Sabres' former Administrative Director of Scouting who died of cancer in July, 1984. In 1994, John McFall was selected as the eleventh winner of the award.

Perhaps the most widely seen form of the NHL club's involvement in youth hockey is the Marine Midland Extra Effort Kids which consists of on-ice games between two local teams - sometimes including sons of Sabres players - during intermissions of Sabre home games. These groups also use the opportunity as an outing for the families of the teams to enjoy specially priced tickets for that night's Sabres game, available through the group sales department at The Aud.



Sabres' defenseman Craig Muni demonstrates his slapshot to young NHL hopefuls at the Sabres' Youth Hockey Clinic.



Back Check



Fore Check



Quality Checkd®



Hip Check



Body Check



Bounced Check



Quality Checkd®



A Crushing Check



Missed His Check



Quality Checkd®



Wendy's Dairy

DIVISION OF NIAGARA MILK COOPERATIVE INC.

Serving the Niagara Frontier with the finest Dairy Foods for over 50 years

PHONE 283-8741 692-6543

The Season Past



1976 BUFFALO SABRES ULTRA WINGS

1978 NHL ALL-STAR GAME COMES TO HOCKEY'S BEST CITY BUFFALO-JAN 27

1940-1994

BUFFALO MEMORIAL AUDITORIUM

"Legends of the Aud"

1991 PRESS & ... BUFFALO, NEW YORK JUNE 22, 1991

1994 Preseason Results

9/11	Buffalo	5	NY Islanders	4	(at Hamilton, ONT)
9/14	Hartford	3	Buffalo	0	(at St. Cath., NY)
9/16	NY Islanders	4	Buffalo	2	(at Rochester, NY)
9/17	TORONTO	4	Buffalo	3	(OT)
9/21	Buffalo	3	St. Louis	3	(at London, ONT)
9/23	BUFFALO	8	Toronto	3	
9/24	Tampa Bay	7	Buffalo	3	(at Charleston, SC)

1994 Preseason Scoring

No.	Name	GP	G	A	PTS	PIM	PP	SH	GW	GT	+/-
10	Dale Hawerchuk	5	1	7	8	2	0	0	0	0	+2
89	Alexander Mogilny	6	3	4	7	0	0	0	0	0	+1
26	Derek Plante	7	2	4	6	2	1	0	0	0	-2
27	Brad May	7	2	4	6	41	0	0	0	0	-1
9	Viktor Gordiounk	5	3	2	5	2	2	0	0	0	+2
43	Jason Dawe	7	3	2	5	0	0	0	1	0	-3
8	Doug Bodger	6	2	2	4	0	1	1	0	0	+2
18	Wayne Presley	5	1	2	3	10	0	0	1	0	+3
13	Yuri Khmylev	3	2	0	2	0	0	0	0	0	-1
16	Pat LaFontaine	1	1	1	2	0	0	0	0	0	+3
7	Petr Svoboda	4	1	1	2	6	0	0	0	0	+1
24	Wayne Primeau	1	1	0	1	2	0	0	0	0	-1
4	Philippe Boucher	3	1	0	1	6	0	0	0	0	+3
36	Matthew Barnaby	3	1	0	1	4	0	0	0	0	E
17	Todd Simon	2	0	1	1	2	0	0	0	0	E
21	Scott Thomas	2	0	1	1	4	0	0	0	0	+1
44	Doug Macdonald	2	0	1	1	15	0	0	0	0	-1
28	Donald Audette	4	0	1	1	0	0	0	0	0	-2
42	Richard Smehlik	6	0	1	1	4	0	0	0	0	-3
3	Dean Melanson	2	0	0	0	0	0	0	0	0	-2
5	Craig Muni	4	0	0	0	0	0	0	0	0	+2
6	Doug Houda	5	0	0	0	27	0	0	0	0	+3
14	Dave Hannan	3	0	0	0	2	0	0	0	0	E
19	Randy Wood	1	0	0	0	0	0	0	0	0	-1
20	Bob Sweeney	2	0	0	0	2	0	0	0	0	-1
22	Craig Simpson	1	0	0	0	0	0	0	0	0	E
29	Denis Tsygurov	3	0	0	0	2	0	0	0	0	+2
32	Rob Ray	7	0	0	0	54	0	0	0	0	-1
33	Mark Astley	1	0	0	0	0	0	0	0	0	-2
34	Kevin McLelland	1	0	0	0	21	0	0	0	0	-1
38	Jason Young	1	0	0	0	4	0	0	0	0	-1
40	Rumun Ndur	2	0	0	0	19	0	0	0	0	-2
41	Ken Sutton	5	0	0	0	0	0	0	0	0	-4
45	Scott Nichol	1	0	0	0	2	0	0	0	0	E
46	Shayne Wright	1	0	0	0	0	0	0	0	0	-1

No.	Goalie	GP	MIN	GAA	GA	W-L-T	A	PIM
31	Grant Fuhr	7	298:26	3.62	18	2-3-1	0	0
35	Steve Shields	1	28:22	10.70	5	0-1-0	0	0
39	Dominik Hasek	3	98:57	2.42	4	0-0-0	0	0

**NOTE: Plus/minus not available from 9/21 game vs. St. Louis

GOALS BY PERIOD					SHOTS BY PERIOD						
	1	2	3	OT	TOT.		1	2	3	OT	TOT.
Buff.	3	8	13	0	24	Buff.	56	70	79	1	206
Opp.	3	12	12	1	28	Opp.	74	89	73	4	240

1995 Preseason Schedule

Date	Opponent	Location
Sunday, September 17	St. Louis	Buffalo, NY
Wednesday, September 20	Toronto	Kitchener, ONT
Saturday, September 23	Pittsburgh	Cleveland, OH
Sunday, September 24	Pittsburgh	Buffalo, NY
Tuesday, September 26	Washington	Albany, NY
Wednesday, September 27	Washington	Charleston, SC
Monday, October 2	Toronto	Toronto, ONT
Tuesday, October 3	St. Louis	St. Louis, MO

All-Time Preseason Results

Year	Rec.	GF	GA	Year	Rec.	GF	GA
1970	1-5-3	22	37	1983	2-8-0	32	50
1971	4-1-5	34	31	1984	5-2-2	41	29
1972	5-2-2	24	18	1985	3-3-2	29	26
1973	0-6-2	17	28	1986	4-5-0	34	35
1974	4-4-0	24	27	1987	6-3-0	31	29
1975	3-6-0	25	35	1988	7-0-1	48	22
1976	4-5-1	27	29	1989	4-3-2	35	31
1977	3-3-4	28	27	1990	2-4-2	26	28
1978	5-6-0	37	42	1991	3-5-1	26	31
1979	3-6-2	36	38	1992	5-4-0	41	35
1980	4-5-2	35	43	1993	1-6-0	19	30
1981	2-5-3	40	41	1994	2-4-1	24	28
1982	5-2-4	46	41				

All-Time Preseason Record: 87-103-39

Sabre Fact

In the Sabres' first preseason game in 1970, the Rangers' Don Luce scored the tying goal in a 4-4 tie in Peterborough, Ontario.

Transactions 1994-95

Date	Transaction
1-14	Recalled Philippe Boucher, Viktor Gordiuk, and Jason Dawe from Rochester.
1-18	Lost Randy Wood to the Toronto Maple Leafs in the Waiver Draft.
2-9	Assigned Viktor Gordiuk to Rochester.
2-12	Recalled Matthew Barnaby from Rochester.
2-14	Traded Grant Fuhr, Philippe Boucher, and Denis Tsygurov to Los Angeles for Alexei Zhitnik, Charlie Huddy, Robb Stauber, and a fifth round draft choice in 1995 (Marian Menhart).
2-16	Recalled Dean Melanson from Rochester.
2-21	Recalled Mark Astley from Rochester.
2-22	Reassigned Matthew Barnaby to Rochester.
2-26	Recalled Viktor Gordiuk and Doug Macdonald from Rochester.
3-3	Recalled Matthew Barnaby and Peter Ambroziak from Rochester and reassigned Doug Macdonald to the Americans.
3-5	Reassigned Dean Melanson and Viktor Gordiuk to Rochester.
3-16	Reassigned Mark Astley to Rochester.
3-17	Recalled Viktor Gordiuk and Markus Ketterer from Rochester.
3-21	Reassigned Viktor Gordiuk to Rochester.
3-23	Reassigned Markus Ketterer to Rochester.
3-25	Recalled Scott Thomas from Rochester.
3-28	Reassigned Scott Thomas to Rochester.
3-30	Recalled Viktor Gordiuk from Rochester.
4-4	Reassigned Viktor Gordiuk to Rochester.
4-5	Reassigned Peter Ambroziak to Rochester.
4-7	Traded Petr Svoboda to Philadelphia for Garry Galley. Acquired Scott Pearson from Edmonton in exchange for Ken Sutton. Recalled Peter Ambroziak from Rochester.
4-9	Reassigned Peter Ambroziak to Rochester.
4-10	Wayne Primeau joined team following his junior season.
4-12	Signed Brian Holzinger.
4-15	Curtis Brown joined team following his junior season.
4-21	Recalled Mark Astley and Steve Shields from Rochester.
4-27	Signed Richard Smehlik to a new four-year contract.
5-4	Recalled Scott Thomas from Rochester.

1994-95 Regular Season Scores

NO.	DATE	H/A	OPP.	SCORE	WLT	REC	GOALIE	ATT.	GOALS BY UNI. NO. (in order scored)
1	1/20	A	NYR	2-1	W	1-0-0	Fuhr	18,200	10,28
2	1/22	A	T.B.	5-2	W	2-0-0	Hasek	22,952	13,89,43,27,18
3	1/25	H	N.J.	2-1	W	3-0-0	Hasek	16,230	28,18
4	1/27	H	QUE	3-7	L	3-1-0	Fuhr	16,230	10,26,10
5	1/28	A	OTT	2-2	T	3-1-1	Hasek	10,575	8,22 (Simpson)
6	1/31	A	N.J.	1-2	L	3-2-1	Hasek	16,311	27
7	2/2	A	WSH	1-0	W	4-2-1	Hasek	9,612	10
8	2/4	A	PHI*	2-4	L	4-3-1	Fuhr	16,770	89,24
9	2/5	H	T.B.	2-1	W	5-3-1	Hasek	13,133	18,28
10	2/7	H	WSH	2-1	W	6-3-1	Hasek	11,446	89,10
11	2/11	A	NYI*	1-2	L	6-4-1	Hasek	12,139	89
12	2/12	H	BOS	1-2	L	6-5-1	Hasek	16,230	28
13	2/15	H	NYR	1-2	L	6-6-1	Hasek	14,357	4
14	2/19	A	PIT	3-3	T	6-6-2	Hasek	16,770	28,17(2)
15	2/22	H	NYI	3-3	T	6-6-3	Hasek	14,581	18,8,17
16	2/25	A	HFD	3-1	W	7-6-3	Hasek	13,117	89,28,89
17	2/26	H	NYR	2-4	L	7-7-3	Hasek	16,230	22,14
18	3/2	H	PIT	6-3	W	8-7-3	Hasek	15,272	18,26,89,28,18,27
19	3/4	A	QUE	1-1	T	8-7-4	Hasek	13,517	22
20	3/5	H	MTL	4-1	W	9-7-4	Hasek	16,230	20,18,28(2)
21	3/8	A	MTL	2-2	T	9-7-5	Hasek	16,382	28,89
22	3/11	A	PIT*	2-6	L	9-8-5	Hasek	17,181	26,14
23	3/14	A	FLA	2-1(ot)	W	10-8-5	Hasek	14,061	28,13
24	3/16	H	NYI	6-3	W	11-8-5	Hasek	15,282	43,16,89(2),28,18
25	3/18	A	OTT*	3-4(ot)	L	11-9-5	Stauber	9,915	4,42,28
26	3/19	H	T.B.*	1-6	L	11-10-5	Stauber	15,508	89
27	3/21	H	PIT	2-3	L	11-11-5	Stauber	15,583	18,16
28	3/24	H	FLA	3-0	W	12-11-5	Hasek	16,230	16,14,89
29	3/26	A	PHI	1-3	L	12-12-5	Hasek	17,380	36
30	3/28	H	QUE	5-3	W	13-12-5	Hasek	14,899	13,14,28,16,43
31	3/30	H	OTT	7-0	W	14-12-5	Hasek	12,386	28,43,16,28,43,13,28
32	4/1	A	NYI*	5-1	W	15-12-5	Hasek	16,297	20,41,20,6,28
33	4/4	H	HFD	6-3	W	16-12-5	Hasek	13,751	28,18,16,43,18,16
34	4/6	A	BOS	1-1	T	16-12-6	Hasek	14,448	13
35	4/8	A	HFD*	2-4	L	16-13-6	Hasek	13,409	29,89

* - afternoon game

1994-95 Regular Season Scores

NO.	DATE	H/A	OPP.	SCORE	WLT	REC	GOALIE	ATT.	GOALS BY UNI. NO. (in order scored)
36	4/9	H	BOS*	5-6	L	16-14-6	Hasek	16,230	20,16,18,13(2)
37	4/12	A	NYR	1-3	L	16-15-6	Hasek	18,200	20
38	4/14	A	QUE	2-5	L	16-16-6	Hasek	15,399	28,16
39	4/16	H	OTT	2-1	W	17-16-6	Hasek	14,273	8,16
40	4/18	H	HFD	1-2	L	17-17-6	Hasek	15,123	18
41	4/19	A	BOS	1-4	L	17-18-6	Hasek	14,448	89
42	4/23	H	PHI*	4-2	W	18-18-6	Hasek	16,230	28,18,28,16
43	4/24	A	T.B.	3-1	W	19-18-6	Hasek	18,738	33,89,13
44	4/26	H	FLA	5-0	W	20-18-6	Hasek	14,299	28,43,3,29,89
45	4/28	A	WSH	1-5	L	20-19-6	Hasek	17,109	89
46	4/29	A	MTL	3-3	T	20-19-7	Hasek	17,959	89,33,16
47	5/1	H	MTL	2-0	W	21-19-7	Hasek	16,230	42,89
48	5/3	H	N.J.	5-4	W	22-19-7	Stauber	15,304	42(2),28,37,76

* - afternoon game

Playoffs

NO.	DATE	H/A	OPP.	SCORE	WLT	REC	GOALIE	ATT.	GOALS BY UNI. NO. (in order scored)
1	5/7	A	PHI	3-4ot	L	0-1	Hasek	17,380	43,16,43
2	5/8	A	PHI	1-3	L	0-2	Hasek	17,380	19
3	5/10	H	PHI	3-1	W	1-2	Hasek	13,256	28,18,89
4	5/12	H	PHI	2-4	L	1-3	Hasek	16,230	89,16
5	5/14	A	PHI	4-6	L	1-4	Hasek	17,380	18(2),89,19

1994-95 NHL Standings

EASTERN CONFERENCE

	NORTHEAST DIVISION				GF	GA	PTS	PCTG
	GP	W	L	T				
Quebec Nordiques	48	30	13	5	185	134	65	.677
Pittsburgh Penguins	48	29	16	3	181	158	61	.635
Boston Bruins	48	27	18	3	150	127	57	.594
Buffalo Sabres	48	22	19	7	130	119	51	.531
Hartford Whalers	48	19	24	5	127	141	43	.448
Montreal Canadiens	48	18	23	7	125	148	43	.448
Ottawa Senators	48	9	34	5	117	174	23	.240

ATLANTIC DIVISION

	GP	W	L	T	GF	GA	PTS	PCTG
Philadelphia Flyers	48	28	16	4	150	132	60	.625
New Jersey Devils	48	22	18	8	136	121	52	.542
Washington Capitals	48	22	18	8	136	120	52	.542
New York Rangers	48	22	23	3	139	134	47	.490
Florida Panthers	48	20	22	6	115	127	46	.479
Tampa Bay Lightning	48	17	28	3	120	144	37	.385
New York Islanders	48	15	28	5	126	158	35	.365

WESTERN CONFERENCE

	CENTRAL DIVISION				GF	GA	PTS	PCTG
	GP	W	L	T				
Detroit Red Wings	48	33	11	4	180	117	70	.729
St. Louis Blues	48	28	15	5	178	135	61	.635
Chicago Blackhawks	48	24	19	5	156	115	53	.552
Toronto Maple Leafs	48	21	19	8	135	146	50	.521
Dallas Stars	48	17	23	8	136	135	42	.438
Winnipeg Jets	48	16	25	7	157	177	39	.406

PACIFIC DIVISION

	GP	W	L	T	GF	GA	PTS	PCTG
Calgary Flames	48	24	17	7	163	135	55	.573
Vancouver Canucks	48	18	18	12	153	148	48	.500
San Jose Sharks	48	19	25	4	129	161	42	.438
Los Angeles Kings	48	16	23	9	142	174	41	.427
Edmonton Oilers	48	17	27	4	136	183	38	.396
Anaheim Mighty Ducks	48	16	27	5	125	164	37	.385

SCORING LEADERS

	GP	G	A	PTS
Jaromir Jagr, Pit	48	32	38	70
Eric Lindros, Phi	46	29	41	70
Alexei Zhamnov, Wpg	48	30	35	65
Joe Sakic, Que	47	19	43	62
Ron Francis, Pit	44	11	48	59
Theoren Fleury, Cgy	47	29	29	58
Paul Coffey, Det	45	14	44	58

GOALS AGAINST AVE.

	GP	GA	AVG.
DOMINIK HASEK, BUF	41	85	2.11
Rick Tabaracci, Wsh-Cgy	13	21	2.11
Jim Carey, Wsh	28	57	2.13
Chris Osgood, Det	19	41	2.26
Ed Belfour, Chi	42	93	2.28

Other NHL Leaders

Goals: Peter Bondra, Washington - 34
Assists: Ron Francis, Pittsburgh - 48
Points by a Defenseman: Paul Coffey, Detroit - 58
Power Play Goals: Cam Neely, Boston - 16
Short-Handed Goals: Peter Bondra, Washington - 6
Game-Winning Goals: Owen Nolan, Quebec - 8
Game-Tying Goals: Dan Quinn, Los Angeles, Trevor Linden, Vancouver - 3
Shots: Ray Bourque, Boston - 210
Shooting Percentage: Ian LaPerriere, St. Louis - 24.5
Plus/Minus: Ron Francis, Pittsburgh - +30
Points by a Rookie: Peter Forsberg, Quebec - 50
Wins by a Goalie: Ken Wregget, Pittsburgh - 25
Save Percentage: DOMINIK HASEK, BUFFALO - .930
Shutouts: DOMINIK HASEK, BUFFALO, Ed Belfour, Chicago - 5

1994-95 NHL Award Winners

Hart Memorial Trophy: Eric Lindros, Philadelphia
James Norris Memorial Trophy: Paul Coffey, Detroit
Calder Memorial Trophy: Peter Forsberg, Quebec
Frank Selke Trophy: Ron Francis, Pittsburgh
Lady Byng Memorial Trophy: Ron Francis, Pittsburgh
Vezina Trophy: DOMINIK HASEK, BUFFALO
Jack Adams Award: Marc Crawford, Quebec
King Clancy Award: Joe Nieuwendyk, Calgary
Conn Smythe Trophy: Claude Lemieux, New Jersey
Art Ross Trophy: Jaromir Jagr, Pittsburgh
William Jennings Trophy: Ed Belfour, Chicago
Bill Masterton Trophy: PAT LaFontaine, BUFFALO

1994-95 Final Regular Season Scoring

NO.	PLAYER	GP	G	A	PTS	+/-	PIM	PP	SH	GW	GT	S	PCTG
89	# Alexander Mogilny	44	19	28	47	0	36	12	0	2	1	148	12.8
28	Donald Audette	46	24	13	37	-3	27	13	0	7	0	124	19.4
3	Garry Galley (PHI)	33	2	20	22	0	20	1	0	0	0	66	3.0
	(BUF)	14	1	9	10	4	10	1	0	0	0	31	3.2
	(TOT)	47	3	29	32	4	30	2	0	0	0	97	3.1
16	Pat LaFontaine	22	12	15	27	2	4	6	1	3	1	54	22.2
13	Yuri Khmylev	48	8	17	25	8	14	2	1	1	0	71	11.3
26	Derek Plante	47	3	19	22	-4	12	2	0	0	0	94	3.2
8	Doug Bodger	44	3	17	20	-3	47	2	0	0	0	87	3.4
18	# Wayne Presley	46	14	5	19	5	41	0	5	2	0	90	15.6
10	# Dale Hawerchuk	23	5	11	16	-2	2	2	0	2	0	56	8.9
14	Dave Hannan	42	4	12	16	3	32	0	2	0	0	36	11.1
44	Alexei Zhitnik (LA)	11	2	5	7	-3	27	2	0	0	0	33	6.1
	(BUF)	21	2	5	7	-3	34	1	0	0	0	33	6.1
	(TOT)	32	4	10	14	-6	61	3	0	0	0	66	6.1
43	Jason Dawe	42	7	4	11	-6	19	0	1	2	0	51	13.7
17	# Craig Simpson	24	4	7	11	-5	26	1	0	0	1	20	20.0
42	Richard Smehlik	39	4	7	11	5	46	0	1	1	0	49	8.2
20	Bob Sweeney	45	5	4	9	-6	18	1	2	0	0	47	10.6
29	Scott Pearson (EDM)	28	1	4	5	-11	54	0	0	0	0	21	4.8
	(BUF)	14	2	1	3	-3	20	0	0	0	0	19	10.5
	(TOT)	42	3	5	8	-14	74	0	0	0	0	40	7.5
22	Charlie Huddy (LA)	9	0	1	1	-6	6	0	0	0	0	11	.0
	(BUF)	32	2	4	6	-1	36	1	0	0	0	40	5.0
	(TOT)	41	2	5	7	-7	42	1	0	0	0	51	3.9
27	Brad May	33	3	3	6	5	87	1	0	0	0	42	7.1
5	Craig Muni	40	0	6	6	-4	36	0	0	0	0	32	.0
24	# Philippe Boucher	9	1	4	5	6	0	0	0	0	0	15	6.7
7	# Petr Svoboda	26	0	5	5	-5	60	0	0	0	0	22	.0
33	* Mark Astley	14	2	1	3	-2	12	0	0	0	0	21	9.5
41	# Ken Sutton	12	1	2	3	-2	30	0	0	1	0	12	8.3
6	Doug Houda	28	1	2	3	1	68	0	0	0	0	21	4.8
19	* Brian Holzinger	4	0	3	3	2	0	0	0	0	0	3	.0
32	Rob Ray	47	0	3	3	-4	173	0	0	0	0	7	.0
37	* Curtis Brown	1	1	1	2	2	2	0	0	0	0	4	25.0
36	Matthew Barnaby	23	1	1	2	-2	116	0	0	0	0	27	3.7
9	*# Viktor Gordiuk	10	0	2	2	-3	0	0	0	0	0	10	.0
76	* Wayne Primeau	1	1	0	1	-2	0	0	0	1	0	2	50.0
12	* Peter Ambroziak	12	0	1	1	-1	0	0	0	0	0	3	.0
44	*# Doug Macdonald	2	0	0	0	-1	0	0	0	0	0	0	.0
29	*# Denis Tsygurov	4	0	0	0	-1	4	0	0	0	0	4	.0
3	* Dean Melanson	5	0	0	0	-1	4	0	0	0	0	1	.0
31	# Grant Fuhr	3	0	0	0	0	0	0	0	0	0	0	.0
35	Robb Stauber (LA)	1	0	0	0	0	0	0	0	0	0	0	.0
	(BUF)	6	0	0	0	0	0	0	0	0	0	0	.0
	(TOT)	7	0	0	0	0	0	0	0	0	0	0	.0
39	Dominik Hasek	41	0	0	0	0	2	0	0	0	0	0	.0

NO.	GOALTENDER	GP	MINS	AVG	W	L	T	EN	SO	GA	SA	SPCT	A	PIM
39	Dominik Hasek	41	2416	2.11	19	14	7	2	5	85	1221	.930	0	2
35	Robb Stauber	6	317	3.79	2	3	0	0	0	20	150	.867	0	0
31	Grant Fuhr	3	180	4.00	1	2	0	0	0	12	85	.859	0	0
	TEAM TOTALS	48	2920	2.45	22	19	7	2	5	119	1458	.918		

* - rookie
 # - no longer with organization

Home/Road Scoring 1994-95 Regular Season

No- Player	Home				Road				Total			
	GP	G	A	Pts.	GP	G	A	Pts.	GP	G	A	Pts.
3- Dean Melanson	2	0	0	0	3	0	0	0	5	0	0	0
3- Garry Galley	7	1	5	6	7	0	4	4	14	1	9	10
5- Craig Muni	19	0	5	5	21	0	1	1	40	0	6	6
6- Doug Houda	14	0	1	1	14	1	1	2	28	1	2	3
7- Petr Svoboda	13	0	1	1	13	0	4	4	26	0	5	5
8- Doug Bodger	21	2	10	12	23	1	7	8	44	3	17	20
9- Viktor Gordiouk	4	0	2	2	6	0	0	0	10	0	2	2
10- Dale Hawerchuk	9	3	5	8	14	2	6	8	23	5	11	16
12- Peter Ambroziak	6	0	1	1	6	0	0	0	12	0	1	1
13- Yuri Khmylev	24	4	9	13	24	4	8	12	48	8	17	25
14- Dave Hannan	20	3	9	12	22	1	3	4	42	4	12	16
16- Pat LaFontaine	13	10	9	19	9	2	6	8	22	12	15	27
17- Craig Simpson	11	1	5	6	13	3	2	5	24	4	7	11
18- Wayne Presley	23	13	3	16	23	1	2	3	46	14	5	19
19- Brian Holzinger	4	0	3	3	0	0	0	0	4	0	3	3
20- Bob Sweeney	22	2	2	4	23	3	2	5	45	5	4	9
22- Charlie Huddy	17	1	4	5	15	1	0	1	32	2	4	6
24- Philippe Boucher	3	0	2	2	6	1	2	3	9	1	4	5
26- Derek Plante	23	2	9	11	24	1	10	11	47	3	19	22
27- Brad May	16	1	1	2	17	2	2	4	33	3	3	6
28- Donald Audette	24	16	5	21	22	8	8	16	46	24	13	37
29- Scott Pearson	7	1	1	2	7	1	0	1	14	2	1	3
29- Denis Tsygurov	1	0	0	0	3	0	0	0	4	0	0	0
31- Grant Fuhr	1	0	0	0	2	0	0	0	3	0	0	0
32- Rob Ray	24	0	3	3	23	0	0	0	47	0	3	3
33- Mark Astley	8	0	0	0	6	2	1	3	14	2	1	3
35- Robb Stauber	4	0	0	0	2	0	0	0	6	0	0	0
36- Matthew Barnaby	11	0	1	1	12	1	0	1	23	1	1	2
37- Curtis Brown	1	1	1	2	0	0	0	0	1	1	1	2
39- Dominik Hasek	20	0	0	0	21	0	0	0	41	0	0	0
41- Ken Sutton	9	0	2	2	3	1	0	1	12	1	2	3
42- Richard Smehlik	19	3	4	7	20	1	3	4	39	4	7	11
43- Jason Dawe	21	6	3	9	21	1	1	2	42	7	4	11
44- Doug Macdonald	2	0	0	0	0	0	0	0	2	0	0	0
44- Alexei Zhitnik	11	1	3	4	10	1	2	3	21	2	5	7
76- Wayne Primeau	1	1	0	1	0	0	0	0	1	1	0	1
89- Alexander Mogilny	22	8	18	26	22	11	10	21	44	19	28	47

No- Goalie	Home				Road				Overall			
	GP	MIN	GA	GAA	GP	MIN	GA	GAA	GP	MIN	GA	GAA
31- Grant Fuhr	1	60	7	7.00	2	120	5	2.50	3	180	12	4.00
35- Robb Stauber	4	219	15	4.11	2	97	5	3.09	6	317	20	3.79
39- Dominik Hasek	20	1163	35	1.81	21	1253	50	2.39	41	2416	85	2.11

Scoring By Halves of Season

Name	1st Half 94-95 Season				2nd Half 94-95 Season				Totals			
	GP	G	A	Pts	GP	G	A	Pts	GP	G	A	Pts
Alexander Mogilny	24	10	13	23	20	9	15	24	44	19	28	47
Donald Audette	22	12	4	16	24	12	9	21	46	24	13	37
Pat LaFontaine	1	1	1	2	21	11	14	25	22	12	15	27
Yuri Khmylev	24	2	8	10	24	6	9	15	48	8	17	25
Derek Plante	24	3	13	16	23	0	6	6	47	3	19	22
Doug Bodger	24	2	5	7	20	1	12	13	44	3	17	20
Wayne Presley	24	8	3	11	22	6	2	8	46	14	5	19
Dale Hawerchuk	17	5	6	11	6	0	5	5	23	5	11	16
Dave Hannan	22	2	6	8	20	2	6	8	42	4	12	16
Jason Dawe	20	2	0	2	22	5	4	9	42	7	4	11
Craig Simpson	19	4	5	9	5	0	2	2	24	4	7	11
Richard Smehlik	18	0	3	3	21	4	4	8	39	4	7	11
Garry Galley	0	0	0	0	14	1	9	10	14	1	9	10
Bob Sweeney	22	1	1	2	23	4	3	7	45	5	4	9
Alexei Zhitnik	8	1	4	5	13	1	1	2	21	2	5	7
Brad May	22	3	2	5	11	0	1	1	33	3	3	6
Charlie Huddy	12	2	1	3	20	0	3	3	32	2	4	6
Craig Muni	18	0	3	3	22	0	3	3	40	0	6	6
Philippe Boucher	9	1	4	5	0	0	0	0	9	1	4	5
Petr Svoboda	22	0	5	5	4	0	0	0	26	0	5	5
Mark Astley	7	0	1	1	7	2	0	2	14	2	1	3
Scott Pearson	0	0	0	0	14	2	1	3	14	2	1	3
Ken Sutton	6	0	0	0	6	1	2	3	12	1	2	3
Doug Houda	11	0	1	1	17	1	1	2	28	1	2	3
Brian Holzinger	0	0	0	0	4	0	3	3	4	0	3	3
Rob Ray	23	0	2	2	24	0	1	1	47	0	3	3
Curtis Brown	0	0	0	0	1	1	1	2	1	1	1	2
Matthew Barnaby	9	0	1	1	14	1	0	1	23	1	1	2
Viktor Gordiouk	7	0	2	2	3	0	0	0	10	0	2	2
Wayne Primeau	0	0	0	0	1	1	0	1	1	1	0	1
Peter Ambroziak	6	0	0	0	6	0	1	1	12	0	1	1
Doug Macdonald	2	0	0	0	0	0	0	0	2	0	0	0
Denis Tsygurov	4	0	0	0	0	0	0	0	4	0	0	0
Dean Melanson	5	0	0	0	0	0	0	0	5	0	0	0

Goalies	GP	MIN	GA	GAA	GP	MIN	GA	GAA	GP	MIN	GA	GAA
Grant Fuhr	3	180	12	4.00	0	0	0	0.00	3	180	12	4.00
Dominik Hasek	21	1243	40	1.93	20	1173	45	2.30	41	2416	85	2.11
Robb Stauber	1	40	2	3.00	5	277	18	3.90	6	317	20	3.79

BUFFALO TOTALS ONLY

Empty Net Goals

By Sabres	94-95	93-94	92-93	91-92	90-91
Yuri Khmylev	1	2	0	-	-
Wayne Presley	1	1	0	0	-
Pat LaFontaine	1	0	2	2	-
Brad May	1	0	0	0	-
Alexander Mogilny	0	0	2	2	0
Bob Sweeney	0	0	1	-	-
Dave Hannan	0	0	1	0	-
Donald Audette	0	0	0	1	0
Dale Hawerchuk	0	0	0	0	1
Others	0	0	0	0	3
Team Total	4	4	6	8	4
By Opponents	2	3	5	4	3

1994-95 ENG by opponents: Sergei Zubov (N.Y.R.), Steve Larmer (N.Y.R.)

Current Streaks

Unbeaten Streak

Montreal Canadiens	8
Toronto Maple Leafs	6
Calgary Flames	5
Florida Panthers	5
New York Islanders	3
Anaheim Mighty Ducks	2
San Jose Sharks	2
Edmonton Oilers	2
Vancouver Canucks	2
Los Angeles Kings	2
Ottawa Senators	2
Detroit Red Wings	1
New Jersey Devils	1
Tampa Bay Lightning	1
Philadelphia Flyers	1

Last Loss

10/9/93
2/17/91
12/8/91
1/30/94
2/11/95
None
11/5/92
1/31/93
3/1/93
3/15/93
3/18/95
10/18/93
1/31/95
3/19/95
3/26/95

Last Game

5/1/95
1/2/94 (T)
12/10/93
4/26/95
4/1/95
3/9/94
3/8/94 (T)
1/19/94 (T)
1/9/94
3/12/94
4/16/95
3/6/94
5/3/95
4/24/95
4/23/95

Winless Streak

Boston Bruins	4
New York Rangers	3
St. Louis Blues	2
Pittsburgh Penguins	2
Hartford Whalers	2
Winnipeg Jets	1
Chicago Blackhawks	1
Dallas Stars	1
Washington Capitals	1
Quebec Nordiques	1

Last Loss

4/1/94
1/20/95
3/16/93
3/2/95
4/4/95
11/19/93
1/11/94
1/16/94
2/7/95
3/28/95

Last Game

4/19/95
4/12/95
3/23/94
3/21/95
4/18/95
1/12/94
2/25/94
2/13/94
4/28/95
4/14/95

All-Time Records By Team

ALL-TIME RECORD	GP	W	L	T	GF	GA	PTS	PCT.
Anaheim	2	2	0	0	7	2	4	1.000
COLORADO	31	25	2	4	142	76	54	.813
Ottawa	16	12	2	2	75	31	26	.813
San Jose	7	5	1	1	37	28	11	.786
Washington	76	50	15	11	315	206	111	.730
Winnipeg	44	30	10	4	186	124	64	.727
Florida	7	5	2	0	24	9	10	.714
Tampa Bay	10	6	3	1	27	25	13	.650
CLEVELAND	46	25	13	8	191	139	58	.630
Toronto	99	54	34	11	395	297	119	.601
Detroit	92	49	31	12	354	300	110	.598
Calgary	41	22	14	5	158	141	49	.598
New Jersey	41	21	13	7	163	146	49	.598
Hartford	114	59	39	16	420	355	134	.588
N.Y. Islanders	86	42	31	13	281	250	97	.564
MINNESOTA	89	42	31	16	305	261	100	.562
Los Angeles	91	43	32	16	345	299	102	.560
Chicago	88	43	33	12	294	254	98	.557
ATLANTA	35	15	11	9	135	111	39	.557
N.Y. Rangers	98	45	36	17	358	334	107	.546
Pittsburgh	101	40	34	27	396	338	107	.530
Quebec	112	50	44	18	404	395	118	.528
St. Louis	87	39	38	10	294	303	88	.506
Vancouver	89	36	35	18	310	298	90	.506
Dallas	2	1	1	0	7	7	2	.500
Boston	167	65	77	25	569	604	155	.464
Montreal	158	59	71	28	484	550	146	.462
Philadelphia	94	33	47	14	290	320	80	.426
Edmonton	45	13	25	7	154	187	33	.367

(Defunct teams in CAPS)

HOME RECORD	GP	W	L	T	GF	GA	PTS	PCT.
Ottawa	7	7	0	0	39	10	14	1.000
San Jose	4	4	0	0	21	16	8	1.000
Anaheim	1	1	0	0	4	2	2	1.000
Winnipeg	22	19	1	2	104	53	40	.909
COLORADO	16	14	1	1	80	35	29	.906
Washington	39	29	6	4	171	101	62	.795
Detroit	45	31	7	7	209	124	69	.767
Florida	4	3	1	0	14	4	6	.750
Calgary	20	14	5	1	85	54	29	.725
Chicago	45	28	11	6	174	116	62	.689
St. Louis	44	28	12	4	183	138	60	.682
New Jersey	20	12	5	3	86	75	27	.675
CLEVELAND	23	13	5	5	94	63	31	.674
N.Y. Rangers	50	30	14	6	226	166	66	.660
Toronto	50	31	16	3	212	146	65	.650
Quebec	56	32	16	8	226	182	72	.643
MINNESOTA	44	23	11	10	165	119	56	.636
N.Y. Islanders	43	24	13	6	156	125	54	.628
Pittsburgh	51	25	**12	14	222	146	64	.627
Vancouver	45	23	*14	8	164	130	54	.600
Hartford	56	30	19	7	236	182	67	.598
Montreal	79	38	23	18	250	222	94	.595
Los Angeles	45	22	15	8	183	141	52	.578
Boston	84	41	29	14	316	263	96	.571
Philadelphia	45	22	17	6	159	138	50	.556
ATLANTA	18	8	7	3	75	61	19	.528
Edmonton	23	9	9	5	95	90	23	.500
Tampa Bay	5	2	2	1	13	17	5	.500
Dallas	1	0	1	0	3	5	0	.000

* - includes one game played at Hamilton, ONT
 ** - includes one game played at Sacramento, CA

All-Time Records By Team

ROAD RECORD	GP	W	L	T	GF	GA	PTS	PCT.
Anaheim	1	1	0	0	3	0	2	1.000
Dallas	1	1	0	0	4	2	2	1.000
COLORADO	15	11	1	3	62	41	25	.833
Tampa Bay	5	4	1	0	14	8	8	.800
Ottawa	9	5	2	2	36	21	12	.667
Florida	3	2	1	0	10	5	4	.667
Washington	37	21	9	7	144	105	49	.662
ATLANTA	17	7	4	6	60	50	20	.588
CLEVELAND	23	12	8	3	97	76	27	.587
Hartford	58	29	20	9	184	173	67	.578
Toronto	49	23	18	8	183	151	54	.551
Winnipeg	22	11	9	2	82	71	24	.545
Los Angeles	46	21	17	8	162	158	50	.543
New Jersey	21	9	8	*4	77	71	22	.524
N.Y. Islanders	43	18	18	**7	125	125	43	.500
San Jose	3	1	1	1	16	12	3	.500
MINNESOTA	45	19	20	6	140	142	44	.489
Calgary	21	8	9	4	73	87	20	.476
Detroit	47	18	24	5	145	176	41	.436
Pittsburgh	50	15	22	13	174	194	43	.430
N.Y. Rangers	48	15	22	11	132	168	41	.427
Chicago	43	15	22	6	120	138	36	.419
Quebec	56	18	28	10	178	213	46	.411
Vancouver	44	13	21	10	146	168	36	.409
Boston	83	24	48	11	253	341	59	.355
Montreal	79	21	48	10	234	328	52	.329
St. Louis	43	11	26	6	111	165	28	.326
Philadelphia	49	11	30	8	131	182	30	.306
Edmonton	22	4	16	2	59	97	10	.227

* - includes one game played at Hamilton, ONT

** - includes one game played at Minneapolis, MN

Sabre Fact

The following are yearly totals of man-games lost to injury:

1994-95 - 164	1984-85 - 155
1993-94 - 291	1983-84 - 145
1992-93 - 238	1982-83 - 123
1991-92 - 143	1981-82 - 108
1990-91 - 235	1980-81 - 160
1989-90 - 206	1979-80 - 45
1988-89 - 334	1978-79 - 187
1987-88 - 390	1977-78 - 233
1986-87 - 192	1976-77 - 93
1985-86 - 279	



Anaheim Mighty Ducks



Paul Kariya
Ducks' 94-95
Leading Scorer

First NHL Season: 1993-94

Arena (capacity): The Arrowhead Pond of Anaheim (17,174)

Team Colors: Purple, Jade, Silver and White

Vice President/General Manager: Jack Ferreira

Head Coach: Ron Wilson

Assistant Coaches: Al Sims, Tim Army

Selections, July 1995 NHL Entry Draft

1st round, 4th overall: Chad Kilger, C, 6'3", 204 pounds, 18 years old, Kingston (OHL)

2nd round, 29th overall: Brian Wesenberg, RW, 6'3", 173 pounds, 18 years old, Guelph (OHL)

3rd round, 55th overall: Mike Leclerc, LW, 6'1", 205 pounds, 18 years old, Brandon (WHL)

5th round, 107th overall: Igor Nikulin, RW, 6'1", 180 pounds, 22 years old, Cherepovets

6th round, 133rd overall: Peter Leboutillier, RW, 6'2", 195 pounds, 20 years old, Red Deer (WHL)

7th round, 159th overall: Mike Laplante, D, 6'1", 176 pounds, 19 years old, Calgary Royals (T2)

8th round, 185th overall: Igor Karpenko, G, 5'8", 158 pounds, 18 years old, Kiev (EUR)

Series Fact

Buffalo's biggest win in their lifetime series with Anaheim was a 3-0 win on March 9, 1994.

The Ducks' have not posted a win in their lifetime series with the Sabres yet.

The Season Ahead

The Sabres and Mighty Ducks meet in 1995-96 on: October 13, 1995 in Buffalo
and on: March 8, 1996 in Anaheim



Buffalo Sabres

vs. Boston Bruins



1994-95 SUMMARY:

	GP	W	L	T	GF	GA	PTS	PIM	PPG	PPA
Buffalo	4	0	3	1	8	13	1	49	2	19
Boston	4	3	0	1	13	8	7	84	4	17

AT BUFFALO

Feb. 12	-	Boston 2	Buffalo 1
Apr. 9	-	Boston 6	Buffalo 5

AT BOSTON

Apr. 6	-	Buffalo 1	Boston 1
Apr. 19	-	Boston 4	Buffalo 1

INDIVIDUAL STATISTICS

BUFFALO	GP	G	A	PTS	PIM	BOSTON	GP	G	A	PTS	PIM
D. Audette	4	1	1	2	0	C. Billington	2	0	0	0	0
M. Barnaby	4	0	0	0	6	R. Bourque	4	2	2	4	6
D. Bodger	4	0	0	0	0	M. Czerkawski	4	1	2	3	0
P. Boucher	1	0	0	0	0	T. Donato	4	0	0	0	2
J. Dawe	2	0	1	1	0	J. Gruden	3	0	1	1	2
G. Galley	2	0	1	1	0	S. Heinze	3	0	1	1	6
D. Hannan	3	0	0	0	4	B. Hughes	4	0	0	0	16
D. Hasek	4	0	0	0	0	J. Huscroft	4	0	0	0	7
D. Hawerchuk	3	0	2	2	0	A. Kasatonov	2	0	1	1	0
D. Houda	3	0	0	0	0	F. Knipscheer	1	0	0	0	0
C. Huddy	3	0	0	0	2	B. Lacher	1	0	0	0	0
Y. Khmylev	4	3	0	3	0	D. Lacroix	1	0	0	0	4
P. LaFontaine	3	1	1	2	0	S. Leach	2	0	1	1	0
B. May	2	0	0	0	8	S. Moger	3	0	3	3	2
A. Mogilny	4	1	2	3	4	G. Murray	4	1	0	1	15
C. Muni	4	0	0	0	4	M. Naslund	3	2	2	2	0
S. Pearson	2	0	1	1	5	C. Neely	3	2	2	4	4
D. Plante	4	0	1	1	0	A. Oates	4	1	6	7	0
W. Presley	3	1	0	1	0	D. Reid	4	0	2	2	0
R. Ray	4	0	0	0	4	V. Riendeau	1	0	0	0	0
C. Simpson	2	0	0	0	4	J. Rohloff	3	0	1	1	16
R. Smehlik	3	0	0	0	2	D. Shaw	4	0	0	0	2
K. Sutton	1	0	0	0	2	B. Smolinski	3	3	0	3	2
P. Svoboda	1	0	0	0	0	C. Stewart	1	0	0	0	0
B. Sweeney	4	1	0	1	0	J. Stumpel	4	0	2	2	0
D. Tsygurov	1	0	0	0	0	D. Sweeney	4	1	1	2	0
A. Zhitnik	1	0	0	0	2						

GWG: None
PPG: Mogilny, Khmylev
SHG: None
GTG: None

GWG: Bourque, Smolinski, Sweeney
PPG: Neely, Bourque (2), Czerkawski
SHG: None
GTG: Neely

GOALTENDING

BUFFALO	GP	MIN	GA	EN	SO	AVG.	W	L	T	BOSTON	GP	MIN	GA	EN	SO	AVG.	W	L	T
Hasek	4	244	13	0	0	3.20	0	3	1	Billington	2	120	6	0	0	3.00	2	0	0
										Lacher	1	65	1	0	0	0.92	0	0	1
										Riendeau	1	60	1	0	0	1.00	1	0	0

GOALS BY PERIOD

	1	2	3	OT	TOT	SHOTS ON GOAL	1	2	3	OT	TOT
Buffalo	3	2	3	0	8	Buffalo	33	23	34	0	90
Boston	4	5	4	0	13	Boston	57	46	42	0	145

Last Sabres' Win in Buffalo: April 1, 1994 (5-0)
Last Buffalo Win in Boston: October 7, 1993 (5-3)

Last Boston Win in Buffalo: April 9, 1995 (6-5)
Last Boston Win in Boston: April 19, 1995 (4-1)



Calgary Flames



Theoren Fleury
Flames' 94-95
Leading Scorer

First NHL Season: 1972-73 (Atlanta)
Arena (capacity): Olympic Saddledome (20,230)
Team Colors: Red, White and Gold

Vice-President/General Manager: Doug Risebrough
Head Coach: Pierre Page
Assistant Coaches: Don Hay, Guy Lapointe

Selections, July 1995 NHL Entry Draft

- 1st round, 20th overall:** Denis Gauthier Jr., D, 6'1", 195 pounds, 18 years old, Drummondville (QMJL)
- 2nd round, 46 overall:** Pavel Smirnov, C, 6'3", 191 pounds, 18 years old, Molot Perm (EUR)
- 3rd round, 72nd overall:** Rocky Thompson, D, 6'2", 189 pounds, 17 years old, Medicine Hat (WHL)
- 4th round, 98th overall:** Jan Labraalen, LW, 6'2", 198 pounds, 18 years old, Farjestad Jr (EUR)
- 6th round, 150th overall:** Wilm Clarke, C, 5'11", 201 pounds, 18 years old, Saskatoon (WHL)
- 7th round, 176th overall:** Ryan Gillis, D, 6'1", 195 pounds, 18 years old, North Bay (OHL)
- 9th round, 233th overall:** Steve Shirreffs, N/A, N/A, N/A, 19 years old, Hotchkiss (USS)

Series Fact

Buffalo's biggest win in their lifetime series with Calgary was an 11-2 win on November 13, 1983.


The Flames' biggest win in their lifetime series with the Sabres was a 9-0 win on November 5, 1988.

The Season Ahead

The Sabres and Flames meet in 1995-96 on: March 15, 1996 in Buffalo
and on: January 12, 1996 in Calgary



Chicago Blackhawks



Bernie Nicholls
Blackhawks '94-95
Leading Scorer

First NHL Season: 1926-27
Arena (capacity): United Center (20,500)
Team Colors: Red, Black and White

Senior Vice President/General Manager: Robert Pulford
Head Coach: Craig Hartsburg
Assistant Coaches: Lorne Henning, Dirk Graham

Selections, July 1995 NHL Entry Draft

- 1st round, 19th overall:** Dimitri Nabokov, C, 6'2", 209 pounds, 18 years old, Krylja Sovetov (EUR)
- 2nd round, 45th overall:** Christian Laflamme, D, 6'1", 195 pounds, 18 years old, Beauport (QMJL)
- 3rd round, 71st overall:** Kevin McKay, D, 6'2", 198 pounds, 18 years old, Moose Jaw (WHL)
- 4th round, 82nd overall:** Chris Van Dyk, D, 6'2", 185 pounds, 18 years old, Windsor (OHL)
- 4th round, 97th overall:** Pavel Kriz, D, 6'1", 205 pounds, 18 years old, Tri-City (WHL)
- 6th round, 146th overall:** Marc Magliarditi, G, 5'11", 170 pounds, 19 years old, Des Moines (J.R.A)
- 6th round, 149th overall:** Marty Wilford, D, 6'0", 207 pounds, 18 years old, Oshawa (OHL)
- 7th round, 175th overall:** Steve Tardiff, C, 5'11", 178 pounds, 18 years old, Drummondville (QMJL)
- 8th round, 201st overall:** Casey Hankinson, LW, 6'1", 187 pounds, 19 years old, U. of Minnesota (USC)
- 9th round, 227th overall:** Mike Pittman, C, 5'11", 180 pounds, 19 years old, Guelph (OHL)

Series Fact

Buffalo's biggest wins in their lifetime series with Chicago was a 8-2 and 7-1 win on Dec 28, 1972 & Oct. 16, 1975, respectively.

The Blackhawks' biggest win in their lifetime series with Buffalo was a 6-1 win on Dec. 9, 1970.

The Season Ahead

The Sabres and Blackhawks meet in 1995-96 on: December 29, 1995 in Buffalo
and on: October 29, 1995 in Chicago



Dallas Stars



Dave Gagner
Stars '94-95
Leading Scorer

First NHL Season: 1967-68
Arena (capacity): Reunion Arena (16,914)
Team Colors: Black, Green, Gold and White

General Manager: Bob Gainey
Head Coach: Bob Gainey
Assistant Coaches: Doug Jarvis, Rick Wilson

Selections, July 1995 NHL Entry Draft

- 1st round, 11th overall:** Jarome Iginla, C, 6'1", 193 pounds, 18 years old, Kamloops (WHL)
- 2nd round, 37th overall:** Patrick Cote, LW, 6'2", 199 pounds, 20 years old, Beauport (QMJL)
- 3rd round, 63rd overall:** Petr Buzek, D, 6'0", 183 pounds, 18 years old, Dukla Jihlava (EUR)
- 3rd round, 69th overall:** Sergei Gusev, D, 5'11", 176 pounds, 20 years old, Mayak Samara (EUR)
- 5th round, 115th overall:** Wade Strand, D, 6'3", 185 pounds, 19 years old, Regina (WHL)
- 6th round, 141st overall:** Dominic Marleau, D, 6'1", 194 pounds, 18 years old, Victoriaville (QMJL)
- 7th round, 173rd overall:** Jeff Dewar, RW, 6'2", 200 pounds, 19 years old, Moose Jaw (WHL)
- 8th round, 193rd overall:** Anatoli Kovensnikov, LW, 5'11", 187 pounds, 22 years old, Kiev (EUR)
- 8th round, 202nd overall:** Sergei Luchinkin, W, 5'11", 172 pounds, 18 years old, N/A (EUR)
- 9th round, 219th overall:** Stephen Lowe, N/A, 5'11", 164 pounds, 18 years old, Sault-Ste-Marie (OHL)

Series Fact

Buffalo's biggest win in their lifetime series with Dallas was a 9-2 win on Oct. 19, 1978.


The Stars' biggest win in their lifetime series with Buffalo was a 6-1 win on Jan. 21, 1987.

The Season Ahead

The Sabres and Stars meet in 1995-96 on: November 15, 1995 in Buffalo
and on: October 24, 1995 in Dallas



Detroit Red Wings



Paul Coffey
Red Wings' 94-95
Leading Scorer

First NHL Season: 1926-27
Arena (capacity): Joe Louis Arena (19,275)
Team Colors: Red and White

Assistant General Manager: Ken Holland
Dir. of Player Personnel/Head Coach: Scott Bowman
Assistant Coaches: Barry Smith, Dave Lewis

Selections, July 1995 NHL Entry Draft

- 1st round, 26th overall:** Maxim Kuznetsov, D, 6'5", 198 pounds, 18 years old, Dynamo (EUR)
- 2nd round, 52nd overall:** Phillipe Audet, LW, 6'1", 175 pounds, 18 years old, Granby (QMJL)
- 3rd round, 58th overall:** Darryl Laplante, C, 6'0", 185 pounds, 18 years old, Moose Jaw (WHL)
- 4th round, 104th overall:** Anatoly Ustugov, LW, N/A, N/A, 18 years old, Yaroslavl
- 5th round, 125th overall:** Chad Wilchynski, D, 6'3", 179 pounds, 18 years old, Regina (WHL)
- 5th round, 126th overall:** David Arseneault, G, 6'1", 165 pounds, 18 years old, Drummondville (QMJL)
- 6th round, 156th overall:** Tyler Perry, C, 6'0", 175 pounds, 17 years old, Seattle (WHL)
- 7th round, 182th overall:** Per Eklund, F, 5'11", 196 pounds, 25 years old, Djurgarden Stockholm (EUR)
- 8th round, 208th overall:** Andrei Samokvalov, RW, 5'11", 169 pounds, 20 years old, Ust-Kamenogorsk (EUR)
- 9th round, 234th overall:** David Engbloom, C, 6'1", 183 pounds, 18 years old, Vallentuna (EUR)

Series Fact

Buffalo's biggest win in their lifetime series with Detroit was a 10-1 win on March 27, 1980.
The Red Wings' biggest win in their lifetime series with the Sabres was a 7-0 win on March 28, 1978.

The Season Ahead

The Sabres and Red Wings meet in 1995-96 on: November 1, 1995 in Buffalo
and on: March 27, 1996 in Detroit



Edmonton Oilers



Doug Weight
Oilers' 94-95
Leading Scorer

First NHL Season: 1979-80
Arena (capacity): Northlands Coliseum (17,503)
Team Colors: Blue, Orange and White

President/General Manager: Glen Sather
Head Coach: Ron Low
Assistant Coaches: Kevin Primeau, Bob McCammon

Selections, July 1995 NHL Entry Draft

- 1st round, 6th overall:** Steve Kelly, C, 6'1", 188 pounds, 18 years old, Prince Albert (WHL)
- 2nd round, 31nd overall:** Georges Laraque, RW, 6'3", 225 pounds, 18 years old, St-Jean (QMJL)
- 3rd round, 57th overall:** Lukas Zib, D, 6'1", 198 pounds, 18 years old, C Ceske-Budejovice (EUR)
- 4th round, 83th overall:** Mike Minard, G, 6'3", 205 pounds, 18 years old, Chilliwack T-II Jr. A(T2)
- 5th round, 109th overall:** Jan Snopek, D, 6'3", 212 pounds, 19 years old, Oshawa (OHL)
- 7th round, 161st overall:** Martin Cerven, C, 6'4", 200 pounds, 18 years old, Trencin Jr. (EUR)
- 8th round, 187th overall:** Stephen Douglas, D, 6'5", 195 pounds, 17 years old, Niagara Falls (OHL)
- 9th round, 213rd overall:** Jiri Antonin, D, 6'4", 207 pounds, 19 years old, Pardubice Jrs. (EUR)

Series Fact

Buffalo's biggest win in their lifetime series with Edmonton was an 8-2 win on January 10, 1992.
The Oilers' biggest win in their lifetime series with the Sabres was a 7-0 win on November 18, 1983.

The Season Ahead

The Sabres and Oilers meet in 1995-96 on: October 18, 1995 in Buffalo
and on: January 13, 1996 in Edmonton



Buffalo Sabres



vs. Florida Panthers

1994-95 SUMMARY:

	GP	W	L	T	GF	GA	PTS	PIM	PPG	PPA
Buffalo	3	3	0	0	10	1	6	54	3	11
Florida	3	0	3	0	1	10	0	31	0	17

AT BUFFALO

Mar. 24	- Buffalo	3	Florida	0
Apr. 26	- Buffalo	5	Florida	0

AT FLORIDA

Mar. 14	- Buffalo	2	Florida	1 (ot)
---------	-----------	---	---------	--------

BUFFALO	GP	G	A	PTS	PIM	INDIVIDUAL STATISTICS					
						FLORIDA	GP	G	A	PTS	PIM
P. Ambroziak	2	0	1	1	0	S. Barnes	3	0	0	0	0
M. Astley	1	0	0	0	4	J. Belanger	2	0	0	0	0
D. Audette	3	2	1	3	2	B. Benning	1	0	0	0	2
M. Barnaby	2	0	0	0	19	K. Brown	1	0	0	0	0
D. Bodger	3	0	2	2	6	J. Cirella	1	0	0	0	4
J. Dawe	3	1	0	1	2	G. Duchesne	1	0	0	0	0
G. Galley	1	1	1	2	0	D. Eakins	1	0	0	0	2
D. Hannan	2	1	1	2	0	T. Fitzgerald	3	0	0	0	2
D. Hasek	3	0	0	0	0	J. Garpenlov	3	0	0	0	0
D. Hawerchuk	1	0	0	0	0	M. Hough	3	0	0	0	0
D. Houda	1	0	0	0	0	J. Hull	3	0	0	0	0
C. Huddy	2	0	0	0	0	B. Kudelski	1	0	0	0	0
Y. Khmylev	3	1	1	2	0	P. Laus	3	0	0	0	9
P. LaFontaine	2	1	2	3	4	B. Lindsay	3	0	0	0	0
B. May	1	0	0	0	0	A. Lomakin	2	0	0	0	0
A. Mogilny	3	2	1	3	2	D. Lowry	3	0	0	0	2
S. Muni	2	0	0	0	0	S. Mellanby	3	0	0	0	2
S. Pearson	1	1	0	1	0	G. Murphy	3	0	0	0	2
D. Plante	3	0	1	1	2	R. Niedermayer	3	0	0	0	0
W. Presley	3	0	0	0	0	B. Skrudland	3	1	0	1	2
R. Ray	3	0	0	0	5	G. Smith	3	0	0	0	2
C. Simpson	1	0	0	0	2	M. Svensson	2	0	0	0	0
R. Smehlik	3	0	2	2	2	J. Woolley	3	0	0	0	0
K. Sutton	1	0	0	0	0						
P. Svoboda	2	0	0	0	2						
B. Sweeney	3	0	0	0	0						
A. Zhitnik	2	0	0	0	2						

GWG: Audette, LaFontaine, Khmylev
 PPG: Audette, LaFontaine, Galley
 SHG: Hannan

GWG: None
 PPG: None
 SHG: None

GOALTENDING

BUFFALO	GP	MIN	GA	EN	SO	AVG.	W	L	T	FLORIDA	GP	MIN	GA	EN	SO	AVG.	W	L	T
Hasek	3	181	1	0	2	0.33	3	0	0	Vanbiesbrouck	3	179	10	0	0	3.35	0	3	0

GOALS BY PERIOD	1	2	3	OT	TOT	SHOTS ON GOAL	1	2	3	OT	TOT
Buffalo	3	5	1	1	10	Buffalo	22	20	16	1	59
Florida	0	1	0	0	1	Florida	28	27	37	0	92

Last Sabres' Win in Buffalo: April 26 1995 (5-0)
 Last Buffalo Win in Florida: March 14, 1995 (2-1)

Last Florida Win in Buffalo: January 30, 1994 (3-2)
 Last Panthers' Win in Florida: December 2, 1995 (2-1 OT)



Buffalo Sabres



vs. Hartford Whalers

1994-95 SUMMARY:

	GP	W	L	T	GF	GA	PTS	PIM	PPG	PPA
Buffalo	4	2	2	0	12	10	4	108	6	19
Hartford	4	2	2	10	10	12	4	122	2	17

AT BUFFALO

Apr. 4	- Buffalo	6	Hartford	3
Apr. 26	- Hartford	2	Buffalo	1

AT HARTFORD

Feb. 25	- Buffalo	3	Hartford	1
Apr. 8	- Hartford	4	Buffalo	2

BUFFALO	GP	G	A	PTS	PIM	INDIVIDUAL STATISTICS					
						HARTFORD	GP	G	A	PTS	PIM
M. Astley	1	0	1	1	0	S. Burke	4	0	0	0	4
D. Audette	4	2	1	3	2	A. Burt	4	0	1	1	5
M. Barnaby	2	0	0	0	9	J. Carson	3	2	0	2	2
D. Bodger	4	0	4	4	9	A. Cassels	4	2	2	4	4
J. Dawe	3	1	0	1	7	K. Chase	2	0	0	0	20
G. Galley	2	0	1	1	4	I. Chibirev	3	0	1	1	0
D. Hannan	4	0	3	3	2	T. Drury	4	0	0	0	7
D. Hasek	4	0	0	0	0	G. Featherstone	2	0	1	1	20
D. Hawerchuk	3	0	5	5	0	B. Glynn	3	0	1	1	0
B. Holzinger	1	0	0	0	0	A. Godynnyuk	1	0	0	0	0
D. Houda	3	0	0	0	19	M. Janssens	4	0	0	0	1
C. Huddy	4	0	0	0	2	R. Kron	1	1	0	1	0
Y. Khmylev	4	0	0	0	2	F. Krucera	4	0	0	0	6
P. LaFontaine	2	2	0	2	0	J. Lemieux	4	0	1	1	2
B. May	2	0	0	0	0	B. McCrimmon	3	0	0	0	2
D. Melanson	1	0	0	0	0	A. Nikolishin	4	2	0	2	2
A. Mogilny	4	3	3	6	2	C. Pronger	4	0	1	1	16
C. Muni	3	0	1	1	6	P. Ranheim	4	0	3	3	0
S. Pearson	2	1	0	1	2	S. Rice	3	0	0	0	4
D. Plante	4	0	0	0	0	G. Sanderson	4	2	3	5	4
W. Presley	4	3	0	3	18	K. Smyth	2	0	2	2	2
R. Ray	4	0	0	0	14	J. Storm	1	0	0	0	0
C. Simpson	1	0	0	0	0	D. Turcotte	3	1	1	2	2
R. Smehlik	3	0	0	0	6	P. Verbeek	1	0	0	0	2
R. Stauber	1	0	0	0	0						
G. Wesley	4	0	1	1	4						
K. Sutton	1	0	1	1	2						
P. Svoboda	1	0	0	0	2						
B. Sweeney	4	0	0	0	0						
A. Zhitnik	1	0	0	0	0						

GWG: Audette, Dawe
 PPG: Mogilny (3), Audette (2), LaFontaine
 SHG: Presley (2), LaFontaine, Dawe

GWG: Carson, Turcotte
 PPG: Sanderson, Kron
 SHG: None

GOALTENDING

BUFFALO	GP	MIN	GA	EN	SO	AVG.	W	L	T	HARTFORD	GP	MIN	GA	EN	SO	AVG.	W	L	T
Hasek	4	204	9	0	0	2.65	2	2	0	Burke	4	237	11	1	0	2.78	2	2	0
Stauber	1	34	1	0	0	1.76	0	0	0										

GOALS BY PERIOD	1	2	3	OT	TOT	SHOTS ON GOAL	1	2	3	OT	TOT
Buffalo	4	4	4	x	12	Buffalo	37	50	37	x	124
Hartford	3	3	4	x	10	Hartford	52	43	31	x	126

Last Sabres' Win in Buffalo: April 4, 1995 (6-3)
 Last Buffalo Win in Hartford: February 25, 1995 (3-1)

Last Hartford Win in Buffalo: April 26, 1995 (2-1)
 Last Whalers' Win in Hartford: April 8, 1995 (4-2)



Los Angeles Kings



Wayne Gretzky
Kings' 94-95
Leading Scorer

First NHL Season: 1967-68
Arena (capacity): Great Western Forum (16,005)
Team Colors: Black, White and Silver

General Manager: Sam McMaster
Head Coach: Larry Robinson
Assistant Coaches: John Perpich, Rick Green

Selections, July 1995 NHL Entry Draft

- 1st round, 3rd overall:** Aki-Petteri Berg, D, 6'3", 196 pounds, 17 years old, TPS Jr. (EUR)
- 2nd round, 33rd overall:** Donald MacLean, C, 6'2", 174 pounds, 18 years old, Beauport (QMJL)
- 2nd round, 50th overall:** Pavel Rosa, W, 5'11", 180 pounds, 18 years old, Litinov Jr. (EUR)
- 3rd round, 59th overall:** Vladimir Tsylakov, LW, N/A, N/A, 26 years old, Fort Wayne (IHL)
- 5th round, 118th overall:** Jason Morgan, C, 6'1", 190 pounds, 18 years old, Kingston (OHL)
- 6th round, 137th overall:** Igor Melyakov, W, 5'10", 176 pounds, 18 years old, Yaroslavl (EUR)
- 7th round, 157th overall:** Benoit Larose, D, 6'5", 195 pounds, 17 years old, Sherbrooke (QMJL)
- 7th round, 163rd overall:** Juha Vuovirta, C, 6'23, 189 pounds, 19 years old, Tappara Tampere (EUR)
- 9th round, 215th overall:** Brian Stewart, D, 6'3", 175 pounds, 18 years old, Sault-Ste-Marie (OHL)

Series Fact

Buffalo's biggest win in their lifetime series with Los Angeles was a 9-1 win on December 20, 1979.
The Kings' biggest win in their lifetime series with the Sabres was a 6-0 win on October 26, 1978.

The Season Ahead

The Sabres and Kings meet in 1995-96 on: February 14, 1996 in Buffalo
and on: March 13, 1996 in Los Angeles



Buffalo Sabres



vs. Montreal Canadiens

1994-95 SUMMARY:

	GP	W	L	T	GF	GA	PTS	PIM	PPG	PPA
Buffalo	4	2	0	2	11	6	6	91	4	22
Montreal	4	0	2	2	6	11	2	108	2	19

AT BUFFALO

Mar. 5	-	Buffalo 4	Montreal 1
May 1	-	Buffalo 2	Montreal 0

AT MONTREAL

Mar. 8	-	Buffalo 2	Montreal 2
Apr. 29	-	Buffalo 3	Montreal 3

INDIVIDUAL STATISTICS

BUFFALO	GP	G	A	PTS	PIM	MONTREAL	GP	G	A	PTS	PIM
P. Ambroziak	2	0	0	0	0	B. Bellows	2	0	0	0	2
M. Astley	3	1	0	1	4	D. Brashear	2	0	0	0	0
D. Audette	4	3	1	4	7	P. Brisebois	4	1	0	1	2
M. Barnaby	2	0	0	0	13	B. Brunet	4	0	2	2	0
D. Bodger	2	0	0	0	0	V. Bure	3	0	0	0	2
J. Dawe	4	0	1	1	2	J. Daigneault	4	1	0	1	4
G. Galley	2	0	2	2	2	V. Damphousse	4	0	3	3	2
D. Hannan	4	0	1	1	2	C. Darby	1	0	0	0	0
D. Hasek	4	0	0	0	0	P. Di Pietro	1	0	0	0	0
B. Holzinger	1	0	1	1	0	G. Fleming	1	0	0	0	5
C. Huddy	4	0	0	0	26	B. Fogarty	3	1	0	1	20
Y. Khmylev	4	0	2	2	2	M. Keane	4	0	1	1	7
P. LaFontaine	2	1	2	3	0	M. Lamb	4	0	0	0	0
B. May	4	0	0	0	7	V. Malakhov	2	0	0	0	0
A. Mogilny	4	3	5	8	0	K. Muller	2	0	0	0	2
C. Muni	4	0	0	0	2	L. Odelein	4	0	0	0	19
S. Pearson	2	0	0	0	0	P. Popovic	3	0	0	0	4
D. Plante	3	0	3	3	2	Y. Racine	3	0	2	2	2
W. Presley	4	1	0	1	0	M. Recchi	4	1	0	1	2
R. Ray	4	0	0	0	10	M. Roberge	2	0	0	0	19
R. Smehlik	4	1	0	1	4	E. Ronan	3	0	0	0	2
P. Svoboda	1	0	0	0	0	P. Roy	3	0	0	0	0
B. Sweeney	4	1	1	2	0	B. Savage	4	1	1	2	2
A. Zhitnik	4	0	1	1	8	M. Schneider	2	0	0	0	6
						P. Sevigny	1	0	0	0	2
						T. Stevenson	3	1	0	1	2
						R. Tugnut	1	0	0	0	0
						P. Turgeo	2	0	1	1	0

GWG: Presley, Smehlik
PPG: Audette (3), Mogilny
SHG: Presley
GTG: Mogilny, LaFontaine

GWG: None
PPG: Fogarty, Recchi
SHG: None
GTG: None

GOALTENDING

BUFFALO	GP	MIN	GA	EN	SO	AVG.	W	L	T	MONTREAL	GP	MIN	GA	EN	SO	AVG.	W	L	T
Hasek	4	250	6	0	1	1.44	2	0	2	Roy	3	189	7	0	0	2.22	0	1	2
										Tugnut	1	60	4	0	0	4.00	0	1	0

GOALS BY PERIOD

	1	2	3	OT	TOT	SHOTS ON GOAL	1	2	3	OT	TOT
Buffalo	5	3	3	0	11	Buffalo	37	35	42	3	117
Montreal	0	5	1	0	6	Montreal	35	44	36	6	121

Last Sabres' Win in Buffalo: May 1, 1995 (2-0)
Last Buffalo Win in Montreal: January 29, 1994 (3-2)

Last Montreal Win in Buffalo: April 13, 1993(3-2 ot)
Last Canadiens' Win in Montreal: October 9, 1993 (7-4)



Buffalo Sabres

vs. New Jersey Devils



1994-95 SUMMARY:

	GP	W	L	T	GF	GA	PTS	PIM	PPG	PPA
Buffalo	3	2	1	0	8	7	4	81	1	11
New Jersey	3	1	2	0	7	8	2	72	1	9

AT BUFFALO

Jan. 25	-	Buffalo 2	New Jersey 1
May 3	-	Buffalo 5	New Jersey 4

AT NEW JERSEY

Jan. 31	-	New Jersey 2	Buffalo 1
---------	---	--------------	-----------

BUFFALO	INDIVIDUAL STATISTICS					NEW JERSEY					
	GP	G	A	PTS	PIM	GP	G	A	PTS	PIM	
M. Astley	1	0	0	0	0	T. Albelin	3	0	1	1	2
D. Audette	3	2	0	2	2	M. Brodeur	3	0	1	1	0
M. Barnaby	1	0	0	0	17	N. Broten	1	0	0	0	2
D. Bodger	2	0	0	0	0	B. Carpenter	2	0	0	0	4
P. Boucher	1	0	1	1	0	S. Chambers	1	0	1	1	0
C. Brown	1	1	1	2	2	T. Chorske	2	0	0	0	2
J. Dawe	2	0	0	0	0	D. Cole	1	0	0	0	0
G. Galley	1	0	1	1	0	K. Daneyko	3	1	0	1	7
V. Gordiuk	1	0	0	0	0	J. Dowd	1	0	0	0	0
D. Hannan	2	0	1	1	0	B. Driver	3	0	0	0	2
D. Hasek	2	0	0	0	0	D. Emma	1	0	0	0	0
D. Hawerchuk	2	0	0	0	0	B. Guerin	3	2	0	2	5
B. Holzinger	1	0	2	2	0	B. Hankinson	2	0	0	0	0
D. Houde	3	0	0	0	5	B. Holik	3	2	1	3	0
C. Huddy	1	0	1	1	0	C. Lemieux	3	0	0	0	15
Y. Khmylev	3	0	3	3	0	J. MacLean	2	1	0	1	0
B. May	3	1	1	2	4	C. McAlpine	1	0	0	0	0
A. Mogilny	2	0	0	0	0	R. McKay	3	0	1	1	4
C. Muni	2	0	1	1	2	C. Millen	2	0	1	1	2
S. Pearson	1	0	0	0	2	J. Modry	2	0	0	0	0
D. Plante	3	0	1	1	0	S. Niedermayer	3	0	0	0	2
W. Presley	2	1	0	1	0	M. Peluso	3	0	2	2	7
W. Primeau	1	1	0	1	0	S. Richer	3	1	0	1	0
R. Ray	3	0	0	0	25	B. Rolston	1	0	1	1	0
C. Simpson	3	0	0	0	12	A. Semak	2	0	0	0	0
R. Smehlik	2	2	0	2	0	S. Stevens	3	0	1	1	16
R. Stauber	1	0	0	0	0	C. Terreri	1	0	0	0	0
K. Sulton	1	0	0	0	2						
P. Svoboda	2	0	1	1	6						
B. Sweeney	2	0	0	0	0						
D. Tsygurov	1	0	0	0	2						
A. Zhitnik	1	0	0	0	0						

GWG: Presley, Primeau
PPG: May
SHG: None

GWG: Guerin
PPG: Guerin
SHG: None

GOALTENDING

BUFFALO	GP	MIN	GA	EN	SO	AVG.	W	L	T	NEW JERSEY	GP	MIN	GA	EN	SO	AVG.	W	L	T
Hasek	2	120	3	0	0	1.50	1	1	0	Brodeur	3	132	5	0	0	2.27	1	1	0
Stauber	1	60	4	0	0	4.00	1	0	0	Terreri	1	47	3	0	0	3.83	0	1	0

GOALS BY PERIOD	1	2	3	OT	TOT	SHOTS ON GOAL	1	2	3	OT	TOT
Buffalo	3	2	3	x	8	Buffalo	23	25	17	x	65
New Jersey	5	0	2	x	7	New Jersey	29	33	20	x	82

Last Sabres' Win in Buffalo: May 3, 1995 (5-4)
Last Buffalo Win in New Jersey: February 2, 1994 (3-2)

Last New Jersey Win in Buffalo: March 17, 1994 (6-1)
Last Devils' Win in New Jersey: January 31, 1995 (2-1)



Buffalo Sabres

vs. New York Islanders



1994-95 SUMMARY:

	GP	W	L	T	GF	GA	PTS	PIM	PPG	PPA
Buffalo	4	2	1	1	15	9	5	108	3	22
N.Y. Islanders	4	1	2	1	9	15	3	103	2	22

AT BUFFALO

Feb. 22	-	Buffalo 3	New York 3
Mar. 16	-	Buffalo 6	New York 3

AT NEW YORK

Feb. 11	-	New York 2	Buffalo 1
Apr. 1	-	Buffalo 5	New York 1

BUFFALO	INDIVIDUAL STATISTICS					NEW YORK	GP	G	A	PTS	PIM
	GP	G	A	PTS	PIM						
P. Ambroziak	1	0	0	0	0	B. Beers	2	0	2	2	0
M. Astley	1	0	0	0	2	D. Chynoweth	3	0	0	0	9
D. Audette	4	2	2	4	2	D. Chyzowski	2	0	0	0	2
M. Barnaby	2	0	1	1	2	B. Dalgarno	3	1	0	1	4
D. Bodger	4	1	2	3	4	R. Ferraro	4	1	1	2	4
J. Dawe	4	1	0	1	2	P. Flatley	4	1	1	2	0
V. Gordiuk	1	0	0	0	0	T. Green	4	0	2	2	11
D. Hannan	3	0	0	0	16	B. Hogue	4	0	0	0	20
D. Hasek	4	0	0	0	0	D. Kasparaitis	1	0	0	0	2
D. Hawerchuk	2	0	2	2	0	D. King	3	0	1	1	5
D. Houde	2	1	1	2	10	S. LaChance	2	1	3	4	0
C. Huddy	3	0	1	1	0	B. Lindros	1	0	0	0	0
Y. Khmylev	4	0	2	2	0	T. Loney	3	1	1	2	0
P. LaFontaine	2	1	1	2	0	C. Luongo	4	0	0	0	2
B. May	2	0	0	0	10	V. Malakhov	2	1	1	2	2
D. Melanson	1	0	0	0	2	C. Marinucci	1	0	0	0	0
A. Mogilny	4	3	0	3	2	M. McNinis	3	1	0	1	2
C. Muni	3	0	2	2	2	J. McLennan	2	0	0	0	0
D. Plante	4	0	3	3	2	K. Miller	2	0	0	0	0
W. Presley	4	2	1	3	4	Z. Palfy	1	0	0	0	0
R. Ray	4	0	1	1	22	R. Pilon	2	0	0	0	4
C. Simpson	3	1	2	3	2	B. Severyn	1	0	0	0	2
R. Smehlik	4	0	0	0	9	T. Soderstrom	2	0	0	0	2
R. Stauber	1	0	0	0	0	P. Stanton	2	0	0	0	0
K. Sulton	1	1	0	1	7	R. Sutter	1	0	0	0	0
P. Svoboda	3	0	1	1	6	S. Thomas	4	0	2	2	4
B. Sweeney	4	2	1	3	0	M. Tichy	1	0	0	0	2
D. Tsygurov	1	0	0	0	2	P. Turgeon	4	2	1	3	2
A. Zhitnik	1	0	1	1	0	D. Vaske	4	0	0	0	0
						M. Vukota	4	0	0	0	24

GWG: Mogilny, Sulton
PPG: Mogilny (2), Bodger
SHG: Sweeney (2)
GTG: None

GWG: Loney
PPG: LaChance, Turgeon
SHG: None
GTG: Dalgarno

GOALTENDING

BUFFALO	GP	MIN	GA	EN	SO	AVG.	W	L	T	NEW YORK	GP	MIN	GA	EN	SO	AVG.	W	L	T
Hasek	4	204	7	0	0	2.06	1	1	1	McLennan	2	120	6	0	0	3.00	1	1	0
Stauber	1	40	2	0	0	3.00	1	0	0	Soderstrom	2	124	8	1	0	3.87	0	1	1

GOALS BY PERIOD	1	2	3	OT	TOT	SHOTS ON GOAL	1	2	3	OT	TOT
Buffalo	6	4	5	0	15	Buffalo	33	36	47	0	116
New York	1	5	3	0	9	New York	29	41	33	1	104

Last Sabres' Win in Buffalo: March 16, 1995 (6-3)
Last Buffalo Win in New York: April 1, 1995 (5-1)

Last New York Win in Buffalo: March 8, 1992 (6-2)
Last Islanders' Win in New York: February 11, 1995 (2-1)



Buffalo Sabres



vs. New York Rangers

1994-95 SUMMARY:

	GP	W	L	T	GF	GA	PTS	PIM	PPG	PPA
Buffalo	4	1	3	0	6	10	2	79	2	18
N.Y. Rangers	4	3	1	0	10	6	6	89	1	14

AT BUFFALO

Feb. 15	-	New York 2	Buffalo 1
Feb. 26	-	New York 4	Buffalo 2

AT NEW YORK

Jan. 20	-	Buffalo 2	New York 1
Apr. 12	-	New York 3	Buffalo 1

INDIVIDUAL STATISTICS

BUFFALO						NEW YORK					
GP	G	A	PTS	PIM		GP	G	A	PTS	PIM	
M. Astley	1	0	0	0	0	J. Beukeboom	4	0	1	1	23
D. Audette	4	1	1	2	2	A. Graves	4	0	2	2	5
M. Barnaby	2	0	0	0	10	G. Healy	1	0	0	0	0
D. Bodger	4	0	0	0	4	A. Karpovtsev	4	0	0	0	0
P. Boucher	1	0	0	0	0	J. Kocur	4	0	0	0	4
J. Dawe	3	0	0	0	0	A. Kovalev	4	0	1	1	0
G. Fuhr	1	0	0	0	0	N. Kypreos	3	0	0	0	0
G. Galley	1	0	1	1	0	N. Lafayette	1	0	0	0	0
V. Gordioug	1	0	0	0	0	D. Langdon	1	0	0	0	19
D. Hannan	4	1	0	1	0	S. Larmer	4	3	0	3	0
D. Hasek	3	0	0	0	0	B. Leetch	4	0	3	3	2
D. Hawerchuk	3	1	0	1	0	K. Lowe	4	0	1	1	4
D. Houda	2	0	0	0	5	S. Matteau	4	0	1	1	2
C. Huddy	3	1	0	1	2	M. Messier	4	1	1	2	4
Y. Khmylev	4	0	2	2	2	P. Nedved	4	0	1	1	4
P. LaFontaine	1	0	1	1	0	S. Nemchinov	4	1	2	3	0
D. Macdonald	1	0	0	0	0	B. Noonan	4	2	1	3	2
B. May	3	0	0	0	17	E. Olczyk	3	0	0	0	2
D. Melanson	1	0	0	0	2	M. Osborne	3	0	0	0	0
A. Mogilny	3	0	1	1	0	M. Richter	3	0	0	0	2
C. Muni	3	0	0	0	2	P. Verbeek	1	1	0	1	0
S. Pearson	1	0	0	0	2	J. Wells	4	0	0	0	4
D. Plante	4	0	0	0	2	S. Zubov	4	2	1	3	2
W. Presley	4	0	1	1	6						
R. Ray	4	0	0	0	17						
C. Simpson	2	0	1	1	0						
R. Smehlik	3	0	1	1	2						
K. Sutton	1	0	0	0	0						
P. Svoboda	3	0	0	0	4						
B. Sweeney	4	1	1	2	0						
A. Zhitnik	1	1	0	1	0						

GWG: Audette
PPG: Sweeney, Huddy
SHG: None

GWG: Verbeek, Larmer, Messier
PPG: Larmer
SHG: Larmer, Messier

GOALTENDING

BUFFALO						NEW YORK													
GP	MIN	GA	EN	SO	AVG.	W	L	T	GP	MIN	GA	EN	SO	AVG.	W	L	T		
Hasek	3	179	7	2	0	2.35	0	3	0	Healy	1	60	2	0	0	2.00	1	0	0
Fuhr	1	60	1	0	0	1.00	1	0	0	Richter	3	179	4	0	0	1.34	2	1	0

GOALS BY PERIOD						SHOTS ON GOAL					
1	2	3	OT	TOT		1	2	3	OT	TOT	
Buffalo	2	1	3	x	6	Buffalo	34	31	32	x	97
New York	3	2	5	x	10	New York	43	39	40	x	12

Last Sabres' Win in Buffalo: December 31, 1993 (4-1)
Last Buffalo Win in New York: January 20, 1995 (2-1)

Last New York Win in Buffalo: February 15, 1995 (2-1)
Last Rangers' Win in New York: April 12, 1995 (3-1)



Buffalo Sabres



vs. Ottawa Senators

1994-95 SUMMARY:

	GP	W	L	T	GF	GA	PTS	PIM	PPG	PPA
Buffalo	4	2	1	1	14	7	5	70	7	22
Ottawa	4	1	2	1	7	14	3	76	1	18

AT BUFFALO

Mar. 30	-	Buffalo 7	Ottawa 0
Apr. 16	-	Buffalo 2	Ottawa 1

AT OTTAWA

Jan. 28	-	Buffalo 2	Ottawa 2
Mar. 18	-	Ottawa 4	Buffalo 3 ot

INDIVIDUAL STATISTICS

BUFFALO						OTTAWA					
GP	G	A	PTS	PIM		GP	G	A	PTS	PIM	
P. Ambroziak	2	0	0	0	0	D. Archibald	1	0	0	0	0
D. Audette	4	4	2	6	8	D. Beupre	3	0	0	0	0
M. Barnaby	1	0	0	0	0	R. Bicanek	1	0	0	0	0
D. Bodger	4	2	3	5	6	C. Billington	1	0	0	0	2
P. Boucher	1	0	0	0	0	R. Bonk	4	0	1	1	4
J. Dawe	4	2	2	4	2	P. Bourque	3	0	0	0	2
G. Galley	1	0	0	0	2	R. Cunneyworth	4	0	0	0	2
V. Gordioug	3	0	0	0	0	C. Dahlquist	4	0	0	0	4
D. Hannan	3	0	0	0	2	A. Daigle	4	1	1	2	0
D. Hasek	3	0	0	0	0	P. Demitra	1	0	0	0	0
D. Hawerchuk	1	0	1	1	0	P. Elynuik	3	0	0	0	4
B. Holzinger	1	0	0	0	0	R. Gaudreau	3	1	1	2	2
D. Houda	4	0	0	0	9	S. Hill	4	0	1	1	4
C. Huddy	3	0	0	0	0	B. Huard	2	0	0	0	7
Y. Khmylev	4	1	2	3	0	K. Huffman	4	0	0	0	6
P. LaFontaine	2	2	2	4	0	D. Laperriere	1	0	0	0	0
B. May	2	0	0	0	4	S. Levins	2	0	1	1	2
A. Mogilny	3	0	6	6	4	N. Maciver	1	1	0	1	0
C. Muni	4	0	1	1	2	T. Mallette	2	0	0	0	9
S. Pearson	1	0	0	0	4	D. McLlwin	4	1	0	1	0
D. Plante	4	0	1	1	2	T. Murray	3	1	0	1	2
W. Presley	4	0	1	1	0	S. Neckar	4	0	0	0	2
R. Ray	4	0	0	0	17	J. Paek	3	0	0	0	0
C. Simpson	2	1	0	1	0	M. Picard	2	0	0	0	0
R. Smehlik	2	1	2	3	0	M. Straka	1	0	0	0	0
R. Stauber	1	0	0	0	0	S. Turgeon	4	0	0	0	8
K. Sutton	1	0	1	1	0	D. Vial	3	0	0	0	1
P. Svoboda	1	0	0	0	2	A. Yashin	4	2	1	3	2
B. Sweeney	3	0	1	1	2						
D. Tsygurov	1	0	0	0	0						
A. Zhitnik	2	1	0	1	4						

GWG: Audette, LaFontaine
PPG: Audette (2), LaFontaine (2), Bodger, Simpson, Zhitnik
SHG: Smehlik, Khmylev
GTG: Simpson

GWG: Murray
PPG: Yashin
SHG: Daigle
GTG: None

GOALTENDING

BUFFALO						OTTAWA													
GP	MIN	GA	EN	SO	AVG.	W	L	T	GP	MIN	GA	EN	SO	AVG.	W	L	T		
Hasek	3	185	3	0	1	0.97	2	0	1	Beupre	3	188	7	0	0	2.23	1	1	1
Stauber	1	63	4	0	0	3.81	0	1	0	Billington	1	60	7	0	0	7.00	0	1	0

GOALS BY PERIOD						SHOTS ON GOAL					
1	2	3	OT	TOT		1	2	3	OT	TOT	
Buffalo	4	5	5	0	14	Buffalo	39	38	47	1	125
Ottawa	3	2	1	1	7	Ottawa	38	35	39	5	117

Last Sabres' Win in Buffalo: April 16, 1995 (2-1)
Last Buffalo Win in Ottawa: March 2, 1994 (7-2)

Last Ottawa Win in Buffalo: None
Last Senators' Win in Ottawa: March 18, 1995 (4-3 ot)



Buffalo Sabres



vs. Philadelphia Flyers

1994-95 SUMMARY:	GP	W	L	T	GF	GA	PTS	PIM	PPG	PPA
Buffalo	3	1	2	0	7	9	2	58	3	19
Philadelphia	3	2	1	0	9	7	4	78	3	15

AT BUFFALO

Apr. 23 - Buffalo 4	Philadelphia 2
Mar. 26 - Philadelphia 3	Buffalo 1

AT PHILADELPHIA

Feb. 4 - Philadelphia 4	Buffalo 2
-------------------------	-----------

INDIVIDUAL STATISTICS

BUFFALO	GP	G	A	PTS	PIM	PHILADELPHIA	GP	G	A	PTS	PIM
P. Ambroziak	1	0	0	0	0	S. Antoski	2	0	0	0	7
M. Astley	1	0	0	0	2	J. Beranek	1	0	2	2	0
D. Audette	2	2	1	3	0	J. Bowen	1	0	0	0	0
M. Barnaby	1	1	0	1	2	R. Brind'Amour	3	0	2	2	2
D. Bodger	3	0	3	3	2	D. Brown	2	0	0	0	5
P. Boucher	1	1	1	2	0	E. Desjardins	2	1	1	2	0
J. Dawe	3	0	0	0	0	R. Dimaio	3	0	0	0	14
G. Fuhr	1	0	0	0	0	K. Dineen	2	1	0	1	4
G. Galley	1	0	1	1	0	G. Dionne	1	0	0	0	0
V. Gordioug	1	0	0	0	0	Y. Dupre	1	0	0	0	0
D. Hannan	3	0	1	1	0	K. Dykhuis	2	0	1	1	2
D. Hasek	2	0	0	0	2	B. Fedyk	2	1	0	1	4
D. Hawerchuk	1	0	0	0	0	G. Galley	2	1	0	1	0
D. Houde	2	0	0	0	7	K. Haller	1	0	0	0	4
C. Huddy	1	0	0	0	0	R. Hexall	1	0	0	0	0
Y. Khmylev	3	0	0	0	2	P. Juhlin	2	0	0	0	0
P. LaFontaine	2	1	1	2	0	M. Lamb	1	0	0	0	2
B. May	2	0	1	1	4	J. Leclair	2	1	0	1	4
A. Mogilny	3	1	2	3	0	E. Lindros	3	2	4	6	9
C. Muni	3	0	0	0	2	C. MacTavish	3	0	2	2	2
S. Pearson	1	0	0	0	5	R. McGill	1	0	0	0	0
D. Plante	3	0	2	2	0	S. Podesin	3	0	1	1	0
W. Presley	3	1	0	1	4	M. Recchi	1	0	0	0	2
R. Ray	3	0	0	0	9	M. Renberg	2	1	1	2	2
C. Simpson	1	0	0	0	0	D. Roussel	2	0	0	0	2
R. Smehlik	3	0	0	0	9	A. Semenov	2	0	1	1	0
P. Svoboda	2	0	0	0	2	P. Svoboda	1	0	0	0	0
B. Sweeney	3	0	0	0	4	C. Therien	3	0	0	0	2
A. Zhitnik	1	0	0	0	2	D. Yushkevich	2	1	0	1	4
						R. Zettler	2	0	0	0	7

GWG: Audette
PPG: Audette (2), LaFontaine
SHG: Presley

GWG: Fedyk, Yushkevich
PPG: Dineen, Fedyk, Galley
SHG: Yushkevich

GOALTENDING

BUFFALO	GP	MIN	GA	EN	SO	AVG.	W	L	T	PHILADELPHIA	GP	MIN	GA	EN	SO	AVG.	W	L	T
Hasek	2	120	5	0	0	2.50	1	1	0	Hexall	1	60	4	0	0	4.00	0	1	0
Fuhr	1	60	4	0	0	4.00	0	1	0	Roussel	2	120	3	0	0	1.50	2	0	0

GOALS BY PERIOD

	1	2	3	OT	TOT	SHOTS ON GOAL	1	2	3	OT	TOT
Buffalo	1	3	3	x	7	Buffalo	38	25	34	x	97
Philadelphia	3	6	0	x	9	Philadelphia	17	37	18	x	72

Last Sabres' Win in Buffalo: April 23, 1995 (4-2)
Last Buffalo Win in Philadelphia: November 13, 1993 (7-2)

Last Philadelphia Win in Buffalo: December 27, 1993 (2-0)
Last Flyers' Win in Philadelphia: March 26, 1995 (3-1)



Buffalo Sabres



vs. Pittsburgh Penguins

1994-95 SUMMARY:	GP	W	L	T	GF	GA	PTS	PIM	PPG	PPA
Buffalo	4	1	2	1	13	15	3	118	3	28
Pittsburgh	4	2	1	1	15	13	5	144	5	23

AT BUFFALO

Mar. 2 - Buffalo 6	Pittsburgh 3
Mar. 21 - Pittsburgh 3	Buffalo 2

AT PITTSBURGH

Feb. 19 - Buffalo 3	Pittsburgh 3
Mar. 11 - Pittsburgh 6	Buffalo 2

INDIVIDUAL STATISTICS

BUFFALO	GP	G	A	PTS	PIM	PITTSBURGH	GP	G	A	PTS	PIM
P. Ambroziak	1	0	0	0	0	G. Andrusak	1	0	1	1	0
M. Astley	2	0	0	0	0	L. Barrie	4	0	5	5	22
D. Audette	4	2	1	3	0	J. Cullen	3	1	1	2	2
M. Barnaby	3	0	0	0	14	R. Francis	3	1	2	3	4
D. Bodger	4	0	1	1	0	G. Hawgood	2	0	0	0	6
J. Dawe	3	0	0	0	4	M. Hudson	4	0	2	2	2
V. Gordioug	1	0	1	1	0	J. Jagr	4	1	4	5	2
D. Hannan	4	1	3	4	2	G. Jennings	3	0	0	0	9
D. Hasek	3	0	0	0	0	C. Joseph	2	1	0	1	4
D. Hawerchuk	1	0	0	0	0	F. Leroux	2	0	0	0	4
D. Houde	1	0	0	0	2	S. McEachern	4	2	1	3	2
C. Huddy	4	0	0	0	2	C. McKenzie	4	0	0	0	6
Y. Khmylev	4	0	1	1	2	J. Mullen	4	1	3	4	0
P. LaFontaine	1	1	0	1	0	L. Murphy	4	2	4	6	0
D. Macdonald	1	0	0	0	0	M. Naslund	3	0	1	1	0
B. May	3	1	0	1	22	L. Robitaille	4	5	0	5	4
D. Melanson	1	0	0	0	0	K. Samuelsson	3	0	0	0	4
A. Mogilny	4	1	2	3	16	U. Samuelsson	3	0	1	1	28
C. Muni	2	0	0	0	0	T. Sandstrom	4	0	0	0	6
D. Plante	4	2	2	4	0	K. Stevens	1	1	1	2	10
W. Presley	4	3	1	4	7	M. Straka	3	0	0	0	2
R. Ray	3	0	1	1	7	P. Taglianetti	2	0	0	0	0
C. Simpson	3	2	2	4	2	C. Tamer	4	0	0	0	19
R. Smehlik	4	0	2	2	6	K. Wregget	4	0	0	0	4
R. Stauber	1	0	0	0	0	W. Young	1	0	0	0	2
P. Svoboda	4	0	1	1	16						
B. Sweeney	4	0	0	0	6						
A. Zhitnik	2	0	2	2	8						

GWG: Audette
PPG: Plante, Audette, LaFontaine
SHG: Presley
GTG: None

GWG: Cullen, Stevens
PPG: Robitaille (2), Murphy, Mullen, Francis
SHG: Jagr, McEachern
GTG: Robitaille

GOALTENDING

BUFFALO	GP	MIN	GA	EN	SO	AVG.	W	L	T	PITTSBURGH	GP	MIN	GA	EN	SO	AVG.	W	L	T
Hasek	3	185	12	0	0	3.89	1	1	1	Wregget	4	204	9	0	0	2.65	2	0	1
Stauber	1	59	3	0	0	3.05	0	1	0	Young	1	39	3	0	0	4.62	0	1	0

GOALS BY PERIOD

	1	2	3	OT	TOT	SHOTS ON GOAL	1	2	3	OT	TOT
Buffalo	4	6	3	0	13	Buffalo	42	42	27	31	14
Pittsburgh	2	6	7	0	15	Pittsburgh	44	43	38	21	27

Last Sabres' Win in Buffalo: March 2, 1995 (6-3)
Last Buffalo Win in Pittsburgh: January 23, 1992 (5-4 ot)

Last Pittsburgh Win in Buffalo: March 21, 1995 (3-2)
Last Penguins' Win in Pittsburgh: March 11, 1995 (6-2)



Buffalo Sabres



vs. Quebec Nordiques

1994-95 SUMMARY:

	GP	W	L	T	GF	GA	PTS	PIM	PPG	PPA
Buffalo	4	1	2	1	11	16	3	92	5	17
Quebec	4	2	1	1	16	11	5	84	3	18

AT BUFFALO

Jan. 27	-	Quebec	7	Buffalo	3
Mar. 28	-	Buffalo	5	Quebec	3

AT QUEBEC

Mar. 4	-	Buffalo	1	Quebec	1
Apr. 14	-	Quebec	5	Buffalo	2

INDIVIDUAL STATISTICS

BUFFALO	GP	G	A	PTS	PIM	QUEBEC	GP	G	A	PTS	PIM
P. Ambroziak	2	0	0	0	0	B. Bassen	4	3	0	3	4
M. Astley	1	0	0	0	0	W. Clark	3	1	2	3	7
D. Audette	4	2	0	2	0	A. Deadmarsh	4	2	1	3	7
M. Barnaby	2	0	0	0	7	S. Finn	3	0	1	1	8
D. Bodger	4	0	1	1	12	S. Fiset	3	0	0	0	0
J. Dawe	4	1	0	1	0	A. Foote	1	0	0	0	0
G. Fuhr	1	0	0	0	0	P. Forsberg	4	1	2	3	0
G. Galley	1	0	1	1	2	A. Gusarov	1	0	0	0	0
V. Gordiounk	1	0	1	1	0	B. Huard	1	0	0	0	5
D. Hannan	4	1	0	1	0	V. Kamensky	3	3	1	4	0
D. Hasek	3	0	0	0	0	J. Klemm	2	0	0	0	0
D. Hawerchuk	2	2	0	2	0	A. Kovalenko	4	0	1	1	0
D. Houda	2	0	0	0	7	U. Krupp	4	1	0	1	2
C. Huddy	3	1	2	3	2	C. Lapointe	3	0	0	0	17
Y. Khmylev	4	1	2	3	2	J. Laukkanen	2	0	1	1	2
P. LaFontaine	2	2	3	5	0	C. Leschyshyn	4	0	3	3	4
B. May	3	0	1	1	4	S. Lefebvre	4	0	0	0	0
D. Melanson	1	0	0	0	0	P. MacDermid	1	0	0	0	7
A. Mogilny	3	0	4	4	2	A. Miller	1	0	0	0	0
C. Muni	3	0	1	1	6	O. Nolan	4	0	4	4	9
S. Pearson	1	0	0	0	0	D. Norris	2	0	0	0	0
D. Plante	4	1	2	3	0	M. Ricci	4	2	2	4	2
W. Presley	4	0	1	1	2	M. Rucinsky	1	0	1	1	0
R. Ray	4	0	0	0	17	J. Sakic	4	1	3	4	4
C. Simpson	1	0	0	0	0	C. Simon	2	0	0	0	4
R. Smehlik	4	0	0	0	4	J. Thibault	2	0	0	0	0
K. Sulton	2	0	0	0	17	C. Wolanin	2	0	2	2	0
P. Svoboda	1	0	0	0	2	S. Young	4	2	1	3	0
B. Sweeney	3	0	0	0	2						
A. Zhitnik	2	0	0	0	4						

GWG: LaFontaine
 PPG: Khmylev, Plante, Audette (2), Hawerchuk
 SHG: Hannan
 GTG: None

GWG: Kamensky (2)
 PPG: Kamensky (2), Young
 SHG: Young
 GTG: Krupp

GOALTENDING

BUFFALO	GP	MIN	GA	EN	SO	AVG	W	L	T	QUEBEC	GP	MIN	GA	EN	SO	AVG	W	L	T
Hasek	3	185	9	0	0	2.92	1	1	1	Thibault	2	69	1	0	0	0.87	0	0	1
Fuhr	1	60	7	0	0	7.00	0	1	0	Fiset	31	75	10	0	0	3.43	2	1	0

GOALS BY PERIOD

	1	2	3	OT	TOT	SHOTS ON GOAL	1	2	3	OT	TOT
Buffalo	5	4	2	0	11	Buffalo	47	39	25	2	113
Quebec	6	3	7	0	16	Quebec	41	46	54	5	146

Last Sabres' Win in Buffalo: March 28, 1995 (5-3)
 Last Buffalo Win in Quebec: April 2, 1994 (6-2)

Last Quebec Win in Buffalo: January 27, 1995 (7-3)
 Last Nordiques' Win in Quebec: April 14, 1995 (5-2)



San Jose Sharks



Ulf Dahlen
 Sharks' 94-95
 Leading Scorer

First NHL Season: 1990-91
 Arena (capacity): San Jose Arena (17,310)
 Team Colors: Pacific Teal, Gray, Black and White

Vice President and Dir. of Player Personnel: Chuck Grillo
 Head Coach: Kevin Constantine
 Assistant Coaches: Wayne Thomas, Vasily Tikhonov, Drew Remenda

Selections, July 1995 NHL Entry Draft

- 1st round, 12th overall: Teemu Riihijarvi, LW, 6'6", 202 pounds, 18 years old, Espoo Jr. (EUR)
- 2nd round, 38th overall: Peter Roed, C, 5'10", 210 pounds, 18 years old, White Bear Lake (USS)
- 3rd round, 64th overall: Marko Makinen, RW, 6'4", 198 pounds, 18 years old, TPS Jr. (EUR)
- 4th round, 90th overall: Vesa Toskala, G, 5'9", 172 pounds, 18 years old, Ilves Jr. (EUR)
- 5th round, 116th overall: Miikka Kiprusoff, G, 6'0", 176 pounds, 18 years old, TPS Jr. (EUR)
- 5th round, 130th overall: Michal Bros, C, 6'1", 174 pounds, 19 years old, HC Olomouc (EUR)
- 6th round, 140th overall: Timo Hakanen, C, 6'2", 189 pounds, 18 years old, Assat Jr. (EUR)
- 6th round, 142nd overall: Jaroslav Kudrna, LW, 5'11", 176 pounds, 19 years old, Penticton T-II Jr. A (T2)
- 7th round, 167th overall: Brad Mehalko, RW, 5'11", 182 pounds, 18 years old, Lethbridge (WHL)
- 7th round, 168th overall: Robert Jindrich, D, 5'11", 167 pounds, 18 years old, Plzen (EUR)
- 8th round, 194th overall: Ryan Kraft, C, 5'9", 181 pounds, 19 years old, U. of Minnesota (USC)
- 9th round, 227th overall: Miiko Markkanen, W, 5'9", 165 pounds, 18 years old, TPS Jr. (EUR)

Series Fact

Buffalo's biggest win in their lifetime series with San Jose was a 7-1 win on November 12, 1991.
 The Sharks' biggest win in their lifetime series with Buffalo was a 7-5 win on November 2, 1992.

The Season Ahead

The Sabres and Sharks meet in 1995-96 on: November 8, 1995 in Buffalo
 and on: March 10, 1996 in San Jose



St. Louis Blues



Brett Hull
Blues' 94-95
Leading Scorer

First NHL Season: 1967-68
Arena (capacity): Kiel Center (19,260)
Team Colors: Blue, Gold, Red and White

General Manager: Mike Keenan
Head Coach: Mike Keenan
Associate Coaches: Bob Berry, Roger Neilson

Selections, July 1995 NHL Entry Draft

- 2nd round, 49th overall:** Jochen Hecht, C, 6'1", 180 pounds, 17 years old, Mannheim (EUR)
- 3rd round, 75th overall:** Scott Roche, G, 6'4", 220 pounds, 18 years old, North Bay (OHL)
- 4th round, 101st overall:** Michal Handzus, C, 6'3", 191 pounds, 18 years old, Banska Bystrica (EUR)
- 5th round, 127th overall:** Jeff Ambrosio, LW, 6'0", 190 pounds, 18 years old, Belleville (OHL)
- 6th round, 153rd overall:** Denis Hamel, LW, 6'2", 188 pounds, 18 years old, Chicoutimi (QMJL)
- 7th round, 179th overall:** Jean-Luc Grand-Pierre, D, 6'2", 197 pounds, 18 years old, Val D'Or (QMJL)
- 8th round, 205th overall:** Derek Bekar, C, 6'2", 180 pounds, 19 years old, Powell River T-II JA (T2)
- 9th round, 209th overall:** Libor Zabransky, D, 6'3", 191 pounds, 21 years old, C Ceske-Budejovice (EUR)

Series Fact

Buffalo's biggest wins in their lifetime series with St. Louis was a 5-0 and 9-4 win on November 10, 1976 and March 9, 1980, respectively.

The Blues' biggest win in their lifetime series with the Sabres was a 9-0 win on March 13, 1971.

The Season Ahead

The Sabres and Blues meet in 1995-96 on: October 22, 1995 in Buffalo
and on: November 27, 1995 in St. Louis



Buffalo Sabres



vs. Tampa Bay Lightning

1994-95 SUMMARY:	GP	W	L	T	GF	GA	PTS	PIM	PPG	PPA
Buffalo	4	3	1	0	11	10	6	93	3	21
Tampa Bay	4	1	3	0	10	11	2	80	7	23

AT BUFFALO

Feb. 5 - Buffalo 2 Tampa Bay 1
Mar. 19 - Tampa Bay 6 Buffalo 1

AT TAMPA BAY

Jan. 22 - Buffalo 5 Tampa Bay 2
Apr. 24 - Buffalo 3 Tampa Bay 1

INDIVIDUAL STATISTICS

BUFFALO	GP	G	A	PTS	PIM	TAMPA BAY	GP	G	A	PTS	PIM
P. Ambroziak	1	0	0	0	0	M. Andersson	4	0	0	0	2
M. Astley	1	1	0	1	0	J. Bergeron	1	0	0	0	0
D. Audette	4	1	1	2	2	M. Bergevin	3	0	0	0	2
M. Barnaby	1	0	0	0	17	B. Bradley	4	1	2	3	0
D. Bodger	3	0	1	1	2	M. Bureau	4	0	1	1	2
P. Boucher	2	0	1	1	0	S. Chambers	2	0	0	0	0
J. Dawe	4	1	0	1	0	E. Charron	4	0	0	0	6
G. Galley	1	0	0	0	0	E. Ciccone	4	0	1	1	10
D. Hannan	3	0	2	2	4	D. Cole	2	1	1	2	0
D. Hasek	3	0	0	0	0	C. Cross	4	0	2	2	4
D. Hawerchuk	2	0	1	1	0	C. Gratton	4	1	5	6	4
D. Houda	3	0	0	0	4	B. Halkidis	2	0	0	0	9
C. Huddy	1	0	0	0	0	R. Hamrik	4	1	0	1	8
Y. Khmylev	4	2	2	4	2	B. Hankinson	1	0	0	0	0
P. LaFontaine	2	0	1	1	0	P. Klima	4	2	1	3	0
B. May	3	1	0	1	0	B. Myhres	1	0	0	0	0
A. Mogilny	4	3	1	4	4	A. Plavsic	1	0	0	0	0
C. Muni	4	0	0	0	4	R. Poeschek	2	0	0	0	21
S. Pearson	1	0	0	0	0	D. Puppa	3	0	1	1	0
D. Plante	4	0	2	2	2	D. Savard	3	1	2	3	2
W. Presley	4	2	0	2	0	A. Selivanov	4	3	0	3	2
R. Ray	4	0	1	1	22	A. Semak	2	0	0	0	0
C. Simpson	3	0	2	2	4	J. Tucker	4	0	2	2	2
R. Smehlik	3	0	0	0	0	J. Wierner	3	0	0	0	2
R. Stauber	1	0	0	0	0	P. Ysebaert	2	0	0	0	2
K. Sutton	1	0	0	0	0	R. Zamuner	4	0	0	0	2
P. Svoboda	3	0	1	1	18						
B. Sweeney	4	0	0	0	4						
A. Zhitnik	2	0	1	1	4						

GWG: Dawe, Mogilny, Audette
PPG: Mogilny (3)
SHG: None

GWG: Selivanov
PPG: Selivanov (3), Gratton, Savard, Hamrik, Cole
SHG: None

GOALTENDING

BUFFALO	GP	MIN	GA	EN	SO	AVG.	W	L	T	TAMPA	GP	MIN	GA	EN	SO	AVG.	W	L	T
Hasek	3	180	4	0	0	1.3	3	0	0	Bergeron	1	60	5	0	0	5.00	0	1	0
Stauber	1	60	6	0	0	6.00	0	1	0	Puppa	3	178	5	1	0	1.69	1	2	0

GOALS BY PERIOD

	1	2	3	OT	TOT	SHOTS ON GOAL	1	2	3	OT	TOT
Buffalo	4	4	3	x	11	Buffalo	39	35	31	x	105
Tampa Bay	2	5	3	x	10	Tampa Bay	32	38	36	x	106

Last Sabres' Win in Buffalo: February 5, 1995 (2-1)
Last Buffalo Win in Tampa Bay: April 24, 1995 (3-1)

Last Tampa Win in Buffalo: March 19, 1995 (6-1)
Last Lightning Win in Tampa: January 24, 1994 (4-0)



Toronto Maple Leafs



Mats Sundin
Leafs' 94-95
Leading Scorer

First NHL Season: 1917-18
Arena (capacity): Maple Leaf Gardens (15,720)
Team Colors: Blue and White

General Manager: Cliff Fletcher
Head Coach: Pat Burns
Assistant Coaches: Mike Kitchen, Rick Wamsley

Selections, July 1995 NHL Entry Draft

- 1st round, 15th overall:** Jeff Ware, D, 6'4", 214 pounds, 18 years old, Oshawa (OHL)
- 3rd round, 54th overall:** Ryan Pepperall, RW, 6'1", 175 pounds, 18 years old, Kitchener (OHL)
- 6th round, 139th overall:** Doug Bonner, G, 5'9", 170 pounds, 18 years old, Seattle (WHL)
- 6th round, 145th overall:** Yannick Tremblay, D, 6'2", 175 pounds, 19 years old, Beauport (QMJJL)
- 7th round, 171st overall:** Marek Melenovsky, C, 5'9", 176 pounds, 18 years old, N/A (EUR)
- 8th round, 197th overall:** Mark Murphy, LW, 5'11", 195 pounds, 18 years old, Stratford Jr. B (JRB)
- 9th round, 223rd overall:** Danilil Markov, D, 5'11", 176 pounds, 19 years old, Spartak (EUR)

Series Fact

Buffalo's biggest win in their lifetime series with Toronto was a 14-4 win on March 19, 1981.
The Maple Leafs' biggest win in their lifetime series with the Sabres was an 8-1 win on December 18, 1971.

The Season Ahead

The Sabres and Maple Leafs meet in 1995-96 on: January 5, 1996 in Buffalo
and on: February 10, 1996 in Toronto



Vancouver Canucks



Pavel Bure
Canucks' 94-95
Leading Scorer

First NHL Season: 1970-71
Arena (capacity): General Motors Place (19,056)
Team Colors: White, Black, Red, and Yellow

President, General Manager, Alternate Governor: Pat Quinn
Head Coach: Rick Ley
Assistant Coaches: Stan Smyl, Glen Hanlon

Selections, July 1995 NHL Entry Draft

- 2nd round, 40th overall:** Chris McAllister, D, 6'6", 236 pounds, 20 years old, Saskatoon (WHL)
- 3rd round, 61st overall:** Larry Courville, LW, 6'2", 184 pounds, 20 years old, Oshawa (OHL)
- 3rd round, 66th overall:** Peter Schaefer, LW, 5'11", 178 pounds, 19 years old, Brandon (WHL)
- 4th round, 92nd overall:** Lloyd Shaw, D, 6'3", 215 pounds, 18 years old, Seattle (WHL)
- 5th round, 120th overall:** Todd Norman, LW, 5'10", 186 pounds, 18 years old, Guelph (OHL)
- 6th round, 144th overall:** Brent Soper, D, 6'1", 185 pounds, 18 years old, Swift Current (WHL)
- 7th round, 170th overall:** Stewart Bodtker, C, 6'1", 175 pounds, 18 years old, Colorado College (USC)
- 8th round, 196th overall:** Tyler Willis, RW, 5'8", 160 pounds, 18 years old, Swift Current (WHL)
- 9th round, 222nd overall:** Jason Cugnet, G, 6'1", 170 pounds, 18 years old, Kelowna T-II Jr. A (T2)

Series Fact

Buffalo's biggest wins in their lifetime series with Vancouver was a 6-0 and 7-1 win on October 19, 1972 and November 9, 1990, respectively.
The Blues' biggest wins in their lifetime series with the Sabres was a 7-2 and 8-3 win on October 8, 1988 and April 28, 1995, respectively.

The Season Ahead

The Sabres and Canucks meet in 1995-96 on: March 3, 1996 in Buffalo
and on: March 6, 1996 in Vancouver



Buffalo Sabres

vs. Washington Capitals



1994-95 SUMMARY:
Buffalo
Washington

GP	W	L	T	GF	GA	PTS	PIM	PPG	PPA
3	2	1	0	4	6	4	21	3	13
3	1	2	0	6	4	2	31	1	8

AT BUFFALO

Feb. 7 - Buffalo 2 Washington 1

AT WASHINGTON

Feb. 2 - Buffalo 1 Washington 0
Apr. 28 - Washington 5 Buffalo 1

INDIVIDUAL STATISTICS

BUFFALO					WASHINGTON				
GP	G	A	PTS	PIM	GP	G	A	PTS	PIM
M. Astley	1	0	0	0	J. Allison	2	0	0	0
D. Audette	2	0	1	0	C. Berube	3	0	0	0
D. Bodger	3	0	0	2	P. Bondra	3	2	0	2
P. Boucher	2	0	1	1	R. Burridge	1	0	0	0
J. Dawe	3	0	0	0	J. Carey	1	0	0	0
G. Galley	1	0	0	0	S. Cote	3	0	0	6
V. Gordiounk	1	0	0	0	M. Eagles	1	0	1	0
D. Hannan	3	0	0	0	S. Gonchar	1	0	0	0
D. Hasek	3	0	0	0	D. Hunter	3	0	2	2
D. Hawerchuk	2	2	0	2	C. Johansson	3	0	1	1
D. Houda	2	0	1	1	J. Johnson	3	0	1	2
Y. Khmylev	3	0	0	0	K. Jones	3	1	1	2
P. LaFontaine	1	0	1	1	J. Juneau	2	1	1	2
B. May	3	0	0	0	K. Kaminski	1	0	0	0
A. Mogilny	3	2	1	3	D. Khristich	3	0	1	1
C. Muni	3	0	0	0	K. Klee	1	0	0	0
S. Pearson	1	0	0	0	O. Kolzig	1	0	0	0
D. Plante	3	0	1	1	S. Konowalchuk	2	1	0	1
W. Presley	3	0	0	0	K. Miller	3	1	0	1
R. Ray	3	0	0	0	P. Peake	2	0	0	0
C. Simpson	2	0	0	0	R. Pearson	2	0	0	0
R. Smehlik	1	0	0	0	M. Pivonka	2	0	2	2
K. Sutton	2	0	0	0	D. Poulin	3	0	0	0
P. Svoboda	2	0	1	1	J. Reekie	3	0	0	0
B. Sweeney	3	0	0	0	J. Slaney	2	0	0	0
A. Zhitnik	1	0	0	0	R. Tabaracci	2	0	0	0
					M. Tinordi	1	0	0	0
					I. Ulanov	1	0	0	2

GWG: Hawerchuk (2)
PPG: Mogilny (2), Hawerchuk
SHG: None

GWG: Jones
PPG: Juneau
SHG: None

GOALTENDING

BUFFALO	GP	MIN	GA	EN	SO	AVG.	W	L	T	WASHINGTON	GP	MIN	GA	EN	SO	AVG.	W	L	T
Hasek	3	180	6	0	1	2.00	2	1	0	Tabaracci	2	106	1	0	0	0.57	0	1	0
										Kolzig	1	12	2	0	0	10.0	0	1	0
										Carey	1	60	1	0	0	1.00	1	0	0

GOALS BY PERIOD	1	2	3	OT	TOT	SHOTS ON GOAL	1	2	3	OT	TOT
Buffalo	3	1	0	x	4	Buffalo	21	17	16	x	54
Washington	2	2	2	x	6	Washington	37	26	35	x	98

Last Sabres' Win in Buffalo: February 7, 1995 (2-1)
Last Buffalo Win in Washington: February 2, 1995 (1-0)

Last Washington Win in Buffalo: April 14, 1994 (3-2)
Last Capitals' Win in Washington: April 28, 1995 (5-1)



Winnipeg Jets



Alexei Zhamnov
Jets' 94-95
Leading Scorer

First NHL Season: 1979-80
Arena (capacity): Winnipeg Arena (15,393)
Team Colors: Blue, Red and White

General Manager: John Paddock
Head Coach: Terry Simpson
Assistant Coaches: Perry Pearn, Randy Carlyle

Selections, July 1995 NHL Entry Draft

- 1st round, 7th overall:** Shane Doan, RW, 6'1", 215 pounds, 18 years old, Kamloops (WHL)
- 2nd round, 32nd overall:** Marc Choinard, C, 6'4", 187 pounds, 18 years old, Beauport (QMJL)
- 2nd round, 34th overall:** Jason Doig, D, 6'3", 216 pounds, 18 years old, Laval (QMJL)
- 3rd round, 67th overall:** Brad Isbister, RW, 6'2", 198 pounds, 18 years old, Portland (WHL)
- 4th round, 84th overall:** Justin Kurtz, D, 5'11", 188 pounds, 18 years old, Brandon (WHL)
- 5th round, 121st overall:** Brian Elder, G, 6'0", 175 pounds, 19 years old, Brandon (WHL)
- 6th round, 136th overall:** Sylvain Daigle, G, 5'7", 182 pounds, 18 years old, Shawinigan (QMJL)
- 7th round, 162nd overall:** Paul Traynor, D, 6'1", 170 pounds, 17 years old, Kitchener (OHL)
- 8th round, 188th overall:** Jaroslav Obsut, D, 6'1", 185 pounds, 18 years old, North Battleford (T2)
- 8th round, 189th overall:** Frederik Loven, C, 6'2", 183 pounds, 18 years old, Djurgarden Stockholm (EUR)
- 9th round, 214th overall:** Ron Deciantis, C, 5'11", 175 pounds, 19 years old, Kitchener (OHL)

Series Fact

Buffalo's biggest win in their lifetime series with Winnipeg was a 6-0 win on November 19, 1993.
The Jets' biggest win in their lifetime series with the Sabres was a 6-0 win on March 9, 1983.

The Season Ahead

The Sabres and Jets meet in 1995-96 on: November 5, 1995 in Buffalo
and on: January 10, 1996 in Winnipeg

Last 10 Games vs. Each Team

Team	1	2	3	4	5	6	7	8	9	10	Record
Anaheim Mighty Ducks	-	-	-	-	-	-	-	-	W	W	2-0-0
Boston Bruins	L	W	L	W	T	W	L	T	L	L	3-5-2
Calgary Flames	W	T	L	W	L	W	W	W	W	W	7-2-1
Chicago Blackhawks	W	W	L	W	L	W	W	W	W	L	7-3-0
Dallas Stars	W	T	L	L	L	L	L	L	W	L	2-7-1
Detroit Red Wings	W	W	T	L	W	L	T	L	W	L	4-4-2
Edmonton Oilers	L	L	L	W	L	T	W	L	L	L	2-7-1
Florida Panthers	-	-	-	L	L	W	W	W	W	W	5-2-0
Hartford Whalers	T	L	T	W	W	W	W	W	L	L	5-3-2
Los Angeles Kings	L	L	T	T	L	W	L	L	W	W	3-5-2
Montreal Canadiens	L	L	W	W	W	W	W	T	T	W	6-2-2
New Jersey Devils	L	T	W	L	L	W	L	W	L	W	4-5-1
New York Islanders	W	L	W	L	T	W	L	T	W	W	5-3-2
New York Rangers	W	T	L	L	W	L	W	L	L	L	3-6-1
Ottawa Senators	W	W	W	W	W	W	T	L	W	W	8-1-1
Philadelphia Flyers	T	W	L	L	L	W	L	L	L	W	3-6-1
Pittsburgh Penguins	L	L	L	L	L	W	T	W	L	L	2-7-1
Quebec Nordiques	L	T	W	W	L	W	L	T	W	L	4-4-2
St. Louis Blues	L	L	L	L	W	L	W	T	L	L	2-7-1
San Jose Sharks	-	-	-	W	W	W	W	L	W	T	5-1-1
Tampa Bay Lightning	W	W	W	T	L	L	W	W	L	W	6-3-1
Toronto Maple Leafs	L	W	W	L	W	W	T	W	W	T	6-2-2
Vancouver Canucks	W	T	L	L	L	L	L	L	W	W	3-6-1
Washington Capitals	W	W	L	L	W	T	L	W	W	L	5-4-1
Winnipeg Jets	W	W	W	W	W	L	W	W	W	L	8-2-0

Game 10 is most recent

Regular Season OT Record vs. Each Team

VS.	Record	Team	Record	Team	Record
Anaheim	0-0-0	Los Angeles	0-1-4	Quebec	0-0-14
Boston	1-3-15	Montreal	2-3-11	San Jose	0-0-1
Calgary	1-0-3	New Jersey	0-0-6	St. Louis	1-2-1
Chicago	1-1-0	N.Y. Islanders	0-1-5	Tampa Bay	1-1-1
Dallas*	1-1-5	N.Y. Rangers	0-3-5	Toronto	1-3-4
Detroit	0-1-6	Ottawa	0-1-2	Vancouver	0-0-4
Edmonton	2-3-4	Philadelphia	3-2-3	Washington	0-0-6
Florida	1-1-0	Pittsburgh	3-2-6	Winnipeg	3-0-1
Hartford	2-2-11				

* - includes games as Minnesota North Stars

Sabres' Career Overtime Record: 23-31-118

1994-95 Regular Season Records

TEAM SCORING

Most Goals Scored - Game	7	- 3/30 vs. Ottawa
Most Goals Scored - Period	3	- Several times
Most Goals Allowed - Game	7	- 1/27 vs. Quebec
Most Goals Allowed - Period	3	- Several times
Largest Margin of Victory	7	- 3/30 vs. Ottawa
Largest Margin of Defeat	5	- 3/19 vs. Tampa Bay
Most Power Play Goals - Game	3	- Three times
Most Power Play Opportunities - Game	8	- 2/19 at Pittsburgh
Most Power Play Goals Against - Game	5	- 3/19 vs. Tampa Bay
Most PP Opportunities Against - Game	9	- NY Islanders 2/22

SHOOTING

Most Shots Taken - Game	42	- 4/23 vs. Philadelphia
Most Shots Taken - Period	18	- 4/23 vs. Philadelphia (3rd)
Fewest Shots Taken - Game	15	- 1/25 vs. New Jersey, 2/2 at Washington
Fewest Shots Taken - Period	2	- 1/22 at T.B., 1/25 vs. NJ
Most Shots Allowed - Game	44	- 4/19 at Boston
Most Shots Allowed - Period	23	- 4/19 at Boston (1st)
Fewest Shots Allowed - Game	16	- 2/5 vs. Tampa Bay
Fewest Shots Allowed - Period	2	- Two times

PENALTY MINUTES

Most Penalty Minutes - Game	71	- 4/4 vs. Hartford
Fewest Penalty Minutes - Game	4	- 4/12 at NY Rangers
Most Opp. Penalty Minutes - Game	73	- Hartford 4/4
Fewest Opp. Penalty Minutes - Game	6	- 3/4 at Quebec and 4/29 at Montreal

TEAM STREAKS

Longest Winning Streak	4	- 3/28 - 4/4
Longest Unbeaten Streak	5	- 3/28 - 4/6
Longest Losing Streak	4	- 4/8 - 4/14
Longest Winless Streak	5	- 2/11 - 2/22 & 4/6 - 4/14

INDIVIDUAL RECORDS FOR A GAME

Most Goals	3	- Donald Audette, 3/30 vs. Ottawa
Most Assists	4	- Alexander Mogilny (3/30)
Most Points	4	- Alexander Mogilny (3/30)
Most Penalty Minutes	26	- Charlie Huddy, 5/1 vs. Montreal
Most Shots	10	- Alexander Mogilny (4/23)
Most Goals by Opponent	2	- Several tied
Most Shots by Opponent	10	- Scott Young of Quebec, 3/28

INDIVIDUAL STREAKS

Consecutive Game Goal-Scoring	5	- Alexander Mogilny (4/24 - 5/1)
Consecutive Game Assists	7	- LaFontaine (4/19 - 5/1)
Consecutive Game Points	7	- LaFontaine & Mogilny (both 4/19 - 5/1)

Leads & Deficits 1994-95 Season

When the Sabres'

Largest Lead was:	Their Record was:	93-94 Record	92-93 Record	91-92 Record
0 goals	0-14-0	0-16-1	0-17-2	0-21-4
1 goal	6- 4-5	4-11-5	9-15-5	5-12-6
2 goals	6- 1-1	10- 5-3	6- 4-2	9- 3-1
3 goals	3- 0-1	15- 0-0	8- 0-1	7- 1-1
4 goals	5- 0-0	8- 0-0	6- 0-0	5- 0-0
5 goals	1- 0-0	5- 0-0	3- 0-0	1- 0-0
6 goals	0- 0-0	1- 0-0	2- 0-0	3- 0-0
7 goals	1- 0-0	0- 0-0	2- 0-0	0- 0-0
8 goals	0- 0-0	0- 0-0	1- 0-0	1- 0-0
9 goals	0- 0-0	0- 0-0	1- 0-0	

When the Sabres'

Largest Deficit was:	Their Record was:	93-94 Record	92-93 Record	91-92 Record
0 goals	14- 0-4	31- 0-4	24- 0-5	15- 0-2
1 goal	7- 6-3	11-10-4	7- 8-3	11- 4-4
2 goals	1- 4-0	1-11-1	5-11-2	2-12-6
3 goals	0- 4-0	0- 4-0	2-12-0	3- 9-0
4 goals	0- 4-0	0- 6-0	0- 3-0	0- 9-0
5 goals	0- 1-0	0- 1-0	0- 2-0	0- 3-0
6 goals	0- 0-0	0- 0-0	0- 0-0	0- 0-0
7 goals	0- 0-0	0- 0-0	0- 0-0	0- 0-0
8 goals	0- 0-0	0- 0-0	0- 0-0	0- 0-0
9 goals	0- 0-0	0- 0-0	0- 0-0	0- 0-0

The Last Time...

The Sabres trailed by two goals and won:
May 3, 1995 vs. New Jersey (5-4)

The Sabres trailed by three goals and won:
February 14, 1993 vs. Pittsburgh (7-4)

The Sabres trailed by four goals and won:
January 21, 1989 at Boston (6-5 OT)

The Sabres trailed by five goals and won:
February 25, 1983 vs. Boston (7-6)

The Sabres led by two goals and lost:
April 9, 1995 vs. Boston (6-5)

The Sabres led by three goals and lost:
December 13, 1991 vs. Hartford (8-4)

The Sabres led by four goals and lost:
March 12, 1987 at Calgary (10-4)

The Sabres led by five goals and lost:
Has never happened

The Sabres trailed by two goals and tied:
March 8, 1994 at San Jose (4-4)

The Sabres trailed by three goals and tied:
March 30, 1991 at Hartford (5-5)

The Sabres trailed by four goals and tied:
February 27, 1982 at Minnesota (5-5)

The Sabres trailed by five goals and tied:
Has never happened

The Sabres led by two goals and tied:
February 22, 1995 vs. N.Y. Islanders (3-3)

The Sabres led by three goals and tied:
March 13, 1993 at Hartford (3-3)

The Sabres led by four goals and tied:
October 28, 1978 at St. Louis (7-7)

The Sabres led by five goals and tied:
Has never happened

Sabres' Lasts

Scored 10 or More Goals: Feb. 24, 1993 vs. Detroit (10-7)
Allowed 10 or More Goals: Mar. 12, 1988 at Calgary (10-4)
Recorded 50 or More Shots: Oct. 11, 1992 vs. Montreal (50)
Allowed 50 or More Shots: Dec. 15, 1992 at Boston (50)

Scored Two Short-handed Goals in One Game: Apr. 4, 1995 vs. Hartford
(Jason Dawe, Wayne Presley, and Pat LaFontaine)

Allowed Two Short-handed Goals in One Game: Oct. 15, 1993 vs. N.Y. Rangers
(Adam Graves and Mike Gartner)

Scored a Goal While Two Men Short: Jan. 30, 1990 at Quebec (Phil Housley)

Won a Home Game in Overtime: Jan. 3, 1993 vs. St. Louis (Brad May)

Won a Road Game in Overtime: Mar. 14, 1995 at Florida (Yuri Khmylev)

Lost a Home Game in Overtime: Mar. 30, 1994 vs. Tampa Bay (Brian Bradley)

Lost a Road Game in Overtime: Mar. 18, 1995 at Ottawa (Troy Murray)

The Last Streak

SABRES' WINNING STREAKS

Games	Dates
3	4/23/95 to 4/26/95
4	3/28/95 to 4/ 4/95
5	1/12/91 to 1/24/91
6	12/31/92 to 1/10/93
7	2/ 8/84 to 2/21/84
8	10/ 9/75 to 10/26/75
9	11/24/79 to 12/13/79
10	1/ 4/84 to 1/23/84

SABRES' UNBEATEN STREAKS

Games	Dates
4	3/ 2/95 to 3/ 8/95
5	3/28/95 to 4/ 6/95
6	3/ 2/94 to 3/12/94
7	1/23/92 to 2/ 4/92
8	12/23/90 to 1/ 8/91
9	10/27/89 to 11/16/89
10	12/23/84 to 1/12/85
11	12/15/77 to 1/11/78
12	1/21/81 to 2/15/81
13	1/ 4/84 to 1/29/84
14	3/ 6/80 to 4/ 6/80

SABRES' LOSING STREAKS

Games	Dates
3	3/18/95 to 3/21/95
4	4/ 8/95 to 4/14/95
5	12/ 7/90 to 12/16/90
6	1/26/91 to 2/ 6/91
7	10/ 9/93 to 10/22/93

SABRES' WINLESS STREAKS

Games	Dates
4	11/30/92 to 12/ 7/92
5	4/ 6/95 to 4/14/95
6	11/14/92 to 11/25/92
7	1/26/91 to 2/ 8/91
8	10/ 9/93 to 10/23/93
9	None
10	11/ 7/71 to 12/ 1/71
11	None
12	11/23/91 to 12/20/91

Consecutive Ties

4	12/9/84 to 12/16/84
---	---------------------

Record By Day Of The Week

Day	1994-95 Season			1993-94 Season		
	No.	Record	Pct.	No.	Record	Pct.
Monday	2	2-0-0	1.000	8	3-5-0	.375
Tuesday	7	4-3-0	.571	5	1-3-1	.300
Wednesday	8	3-3-2	.500	16	8-7-1	.531
Thursday	5	4-0-1	.900	9	4-4-1	.500
Friday	5	2-3-0	.400	17	12-4-1	.735
Saturday	10	2-5-3	.350	12	6-4-2	.583
Sunday	11	5-5-1	.500	17	9-5-3	.618

Record By Month

Month	1994-95 Season			1993-94 Season		
	No.	Record	Pct.	No.	Record	Pct.
October	0	0-0-0	.000	12	4-7-1	.375
November	0	0-0-0	.000	12	6-5-1	.542
December	0	0-0-0	.000	14	8-5-1	.607
January	6	3-2-1	.583	12	5-5-2	.500
February	11	4-5-2	.455	14	8-4-2	.643
March	14	7-5-2	.571	13	8-3-2	.692
April	15	6-7-2	.467	7	4-3-0	.571
May	2	2-0-0	1.000	0	0-0-0	.000

Best & Worst Record By Month

Month	Best (Year)	Worst (Year)
October	8-1-1 - 17 pts. (1972)	1-7-2 - 4 pts. (1986)
November	12-1-3 - 27 pts. (1974)	1-7-3 - 5 pts. (1971)
December	11-2-0 - 22 pts. (1976)	3-8-2 - 8 pts. (1970)
January	11-0-2 - 24 pts. (1984)	2-7-3 - 7 pts. (1972)
February	10-4-0 - 20 pts. (1977)	3-2-1 - 7 pts. (1995)*
March	9-2-2 - 20 pts. (1978)	4-10-1 - 9 pts. (1971)
April	10-3-4 - 24 pts. (1979)	3-6-3 - 9 pts. (1972)
May	6-7-2 - 14 pts. (1995)*	2-8-4 - 8 pts. (1972)
	4-0-0 - 8 pts. (1980)	0-1-0 - 0 pts. (1983)
	4-3-0 - 8 pts. (1994)	0-7-0 - 0 pts. (1993)
	2-0-0 - 4 pts. (1995)*	2-0-0 - 4 pts. (1995)*

* - shortened season (48 games)

Home Attendance By Month

Month	1994-95		1993-94	
	Average	Sellouts	Average	Sellouts
October	DNP	-	14,931	1
November	DNP	-	13,618	0
December	DNP	-	15,388	4
January	16,230	2	13,981	1
February	14,330	2	15,106	2
March	15,174	2	14,909 *	3
April/May	15,180	3		

* - March/April games combined

Home Attendance By Day of Week

Day	1994-95				1993-94			
	GP	Total	Ave.	SRO	GP	Total	Average	SRO
Sunday	8	124,064	15,508	5	13	187,718	14,440	2
Monday	1	16,230	16,230	1	3	42,886	14,295	1
Tuesday	5	70,802	14,160	0	0			0
Wednesday	5	74,771	14,954	1	6	81,163	13,527	0
Thursday	3	42,940	14,313	0	3	40,365	13,455	0
Friday	2	32,460	16,230	2	16	250,647	15,665	8
Saturday	0			0	0			0

Awards Won By Sabres

1994-95	Bill Masterton Trophy: Pat LaFontaine Vezina Trophy: Dominik Hasek Official NHL First Team All-Star Goaltender: Dominik Hasek
1993-94	Jennings Trophy: Grant Fuhr and Dominik Hasek Vezina Trophy: Dominik Hasek Official NHL First Team All-Star Goaltender: Dominik Hasek Selected to the NHL's Eastern Conference Team for NHL All-Star Game: Alexander Mogilny Selected as the NHL's Co-Player of the Month: Dominik Hasek (December, 1993)
1992-93	Elected to Hall of Fame: Seymour H. Knox, III Selected as the NHL's Co-Player of the Month: Alexander Mogilny (January, 1993) Official NHL Second Team All-Star Center: Pat LaFontaine Official NHL Second Team All-Star Right Wing: Alexander Mogilny Selected to the NHL's Wales Conference Team for NHL All-Star Game: Alexander Mogilny (one goal, one assist) and Pat LaFontaine (one goal)
1991-92	Selected as the NHL's Co-Player of the Month: Pat LaFontaine (January, 1992) Selected to the NHL's Wales Conference Team for NHL All-Star Game: Alexander Mogilny (one goal, one assist)
1990-91	Elected to Hall of Fame: Scott Bowman Selected to the NHL's Wales Conference Team for NHL All-Star Game: Uwe Krupp

Awards Won By Sabres

- 1989-90 Elected to Hall of Fame: Gil Perreault
Selected to the NHL's Wales Conference Team for All-Star Game: Pierre Turgeon (two goals), Dave Andreychuk (one goal, one assist), Daren Puppa (31 MIN, 4 GA) and Phil Housley (one assist).
- 1988-89 Selected to NHL's Wales Conference Team for All-Star Game: Phil Housley
- 1987-88 Selected to NHL's Wales Conference Team for All-Star Game: Christian Ruuttu
Selected as the NHL's Player of the Month: Tom Barrasso (January, 1988)
Selected as the NHL's Rookie of the Month: Ray Sheppard (February, 1988)
- 1986-87 Selected to NHL's All-Star Team for Rendez-Vous '87: Mike Ramsey
- 1985-86 Selected to NHL's Wales Conference Team for All-Star Game: Mike Ramsey
- 1984-85 Selke Award: Craig Ramsay
Jennings Trophy: Tom Barrasso and Bob Sauve
Official NHL Second Team All-Star Goaltender: Tom Barrasso
Selected to NHL's Wales Conference Team for All-Star Game: Tom Barrasso (30 MIN, 2 GA), Bill Hajt (did not play due to injury), Mike Ramsey
- 1983-84 Vezina Trophy: Tom Barrasso
Calder Trophy: Tom Barrasso
Official NHL All-Star First Team Goaltender: Tom Barrasso
Elected to Hall of Fame: Punch Imlach
Official NHL All-Rookie Team Goaltender: Tom Barrasso
Selected to NHL's Wales Conference Team for All-Star Game: Gil Perreault, Phil Housley (one assist)
- 1982-83 Official NHL All-Rookie Team Defenseman: Phil Housley
Selected to NHL's Wales Conference Team for All-Star Game: Mike Ramsey
- 1981-82 Selected to NHL's Wales Conference Team for All-Star Game: John Van Boxmeer (did not play due to injury), Mike Ramsey
- 1980-81 Selected to NHL's Wales Conference Team for All-Star Game: Danny Gare, Bill Hajt (did not play due to injury)
Coach of the NHL's Wales Conference Team for All-Star Game: Scott Bowman
- 1979-80 Vezina Trophy: Don Edwards and Bob Sauve
Official NHL All-Star Second Team Goaltender: Don Edwards
Official NHL All-Star Second Team Defenseman: Jim Schoenfeld
Official NHL All-Star Second Team Right Wing: Danny Gare
Selected to NHL's Wales Conference Team for All-Star Game: Gil Perreault (one assist), Danny Gare, Jim Schoenfeld, Don Edwards
- 1978-79 Selected to NHL Challenge Cup All-Star Team: Gil Perreault (one goal, one assist), Jim Schoenfeld
- 1977-78 Official NHL All-Star Second Team Goaltender: Don Edwards
Elected to NHL Hall of Fame: Marcel Pronovost
Selected to NHL's Wales Conference Team for All-Star Game: Gil Perreault (one goal), Rick Martin (game-winning goal in overtime)
- 1976-77 Official NHL All-Star Second Team Left Winger: Rick Martin
Official NHL All-Star Second Team Center: Gil Perreault
Elected to NHL Hall of Fame: Tim Horton
Charlie Conacher Memorial Trophy: Jim Lorentz
Selected to NHL's Wales Conference Team for All-Star Game: Gerry Desjardins (29 MIN, 2 GA), Gil Perreault (one assist), Rick Martin (two goals), Jim Schoenfeld
Most Valuable Player in All-Star Game: Rick Martin.
- 1975-76 Official NHL All-Star Second Team Left Winger: Rick Martin
Official NHL All-Star Second Team Center: Gil Perreault
Selected to NHL's Wales Conference Team for All-Star Game: Rick Martin (one goal, two assists), Jerry Korab, Craig Ramsay
Coach of the NHL's Wales Conference Team for All-Star Game: Floyd Smith
- 1974-75 Official NHL All-Star First Team Left Winger: Rick Martin
Official NHL All-Star Second Team Right Winger: Rene Robert
Bill Masterton Trophy: Don Luce
Selected to NHL's Wales Conference Team for All-Star Game: Rick Martin (one assist), Rene Robert, Gil Perreault, Jerry Korab, Don Luce (one goal)
- 1973-74 Official NHL All-Star First Team Left Winger: Rick Martin
Selected to NHL's East Division Team for All-Star Game: Rick Martin, Dave Dryden (30 MIN, 5 GA), Gil Perreault
- 1972-73 Lady Byng Trophy: Gil Perreault
Selected to NHL's East Division Team for All-Star Game: Rick Martin, Rene Robert (one goal)
- 1971-72 Selected to NHL's East Division Team for All-Star Game: Rick Martin, Gil Perreault
- 1970-71 Calder Trophy: Gil Perreault
Selected to NHL's East Division Team for All-Star Game: Gil Perreault

Other Awards

FRANK EDDOLLS MEMORIAL TROPHY - Named in honor of the former Buffalo Bisons' coach and NHL defenseman. It is presented to the most popular player as selected by the members of the Buffalo Sabres' Booster Club.

1994-95 - Dominik Hasek	1986-87 - Mike Foligno	1977-78 - Don Edwards
1993-94 - Pat LaFontaine	1985-86 - Mike Foligno	1976-77 - Andre Savard
1992-93 - Pat LaFontaine	1984-85 - Mike Foligno	1975-76 - Danny Gare
1991-92 - Pat LaFontaine	1983-84 - Mike Ramsey	1974-75 - Craig Ramsay
& Clint Malarchuk	1982-83 - Mike Ramsey	1973-74 - Rick Martin
1990-91 - Alexander Mogilny	1981-82 - Jean Francois Sauve	1972-73 - Gil Perreault
1989-90 - Pierre Turgeon	1980-81 - Danny Gare	1971-72 - Gil Perreault
1988-89 - Mike Foligno	1979-80 - Derek Smith	1970-71 - Gil Perreault
1987-88 - Mike Foligno	1978-79 - Craig Ramsay	

MEMORIAL TROPHY - Named in honor of deceased members of the Sabres. (It formerly was the Wayne Larkin Memorial Trophy, in honor of the former Buffalo Bisons' winger.) It is presented to the most valuable player as voted by his teammates.

1994-95 - Dominik Hasek	1986-87 - Mike Ramsey	1977-78 - Don Edwards
1993-94 - Dominik Hasek	1985-86 - Mike Foligno	1976-77 - Gerry Desjardins
1992-93 - Pat LaFontaine	1984-85 - Tom Barrasso	1975-76 - Danny Gare
1991-92 - Pat LaFontaine	1983-84 - Gil Perreault	1974-75 - Rene Robert
1990-91 - Dale Hawerchuk	1982-83 - Mike Ramsey	1973-74 - Rick Martin
1989-90 - Pierre Turgeon	1981-82 - Don Edwards	1972-73 - Tim Horton
& Daren Puppa	1980-81 - Danny Gare	1971-72 - Roger Crozier
1988-89 - Phil Housley	1979-80 - Danny Gare	1970-71 - Gil Perreault
1987-88 - Tom Barrasso	1978-79 - Craig Ramsay	

TIM HORTON MEMORIAL AWARD - Named in honor of the late Sabres' defenseman. It is presented to the player whose performance is far superior to the public recognition he has received, and it is based on a vote of the Booster Club Board of Directors' and members of the local sports media. (Known as the Unsung Hero Award before 1975.)

1994-95 - Wayne Presley	1985-86 - Mike Ramsey	1977-78 - Gary McAdam
1993-94 - Craig Muni	1984-85 - Dave Fenyves	1976-77 - Jim Lorentz
1992-93 - Doug Bodger	1983-84 - Ric Seiling	1975-76 - Brian Spencer
1991-92 - Randy Wood	1982-83 - Brent Peterson	1974-75 - Bill Hajt
1990-91 - Grant Ledyard	1981-82 - Mike Ramsey	1973-74 - Craig Ramsay
1989-90 - Uwe Krupp	1980-81 - Andre Savard	1972-73 - Jim Lorentz
1988-89 - Mark Napier	1979-80 - Bill Hajt	1971-72 - Don Luce
1987-88 - Scott Arniel	1978-79 - Ric Seiling	1970-71 - Gerry Meehan
1986-87 - Scott Arniel		

FRED T. HUNT MEMORIAL TROPHY - Named in honor of the late Buffalo Sabres' Assistant General Manager and former player, coach and general manager of the Buffalo Bisons. It is presented to the outstanding rookie as selected by the Booster Club Board of Directors and members of the local sports media.


1994-95 - None awarded	1988-89 - Benoit Hogue	1982-83 - Phil Housley
1993-94 - Derek Plante	1987-88 - Ray Sheppard	1981-82 - Jean Francois Sauve
1992-93 - Richard Smehlik	1986-87 - Christian Ruuttu	1980-81 - Alan Haworth
1991-92 - Donald Audette	1985-86 - Steve Dykstra	1979-80 - Lindy Ruff
1990-91 - None awarded	1984-85 - John Tucker	1978-79 - Bill Stewart
1989-90 - Dave Snuggerud	1983-84 - Tom Barrasso	1977-78 - Don Edwards

THE STAR OF STARS TROPHY - Presented to the player with the most consistent performance in home games as reflected in the Three Star selections.


1994-95 - Dominik Hasek	1986-87 - Mike Foligno & Phil Housley	1978-79 - Rick Martin
1993-94 - Dominik Hasek	1985-86 - Mike Foligno	1977-78 - Don Edwards
1992-93 - Alexander Mogilny	1984-85 - Gil Perreault	1976-77 - Gil Perreault
1991-92 - Pat LaFontaine	1983-84 - Gil Perreault	1975-76 - Craig Ramsay
1990-91 - Dale Hawerchuk	1982-83 - Phil Housley	1974-75 - Rene Robert
1989-90 - Pierre Turgeon	1981-82 - Ric Seiling	1973-74 - Rick Martin
1988-89 - Phil Housley	1980-81 - Danny Gare	1972-73 - Gil Perreault
1987-88 - Tom Barrasso		1971-72 - Roger Crozier
		1970-71 - Gil Perreault

THE PUNCH IMLACH MEMORIAL AWARD - Named after the late General Manager and Coach of the Sabres. It is presented to the player who displays dedication and leadership in the winning tradition which Punch Imlach brought to the Sabres' organization and to professional hockey.

1994-95 - Dave Hannan	1991-92 - Mike Ramsey	1988-89 - Mark Napier
1993-94 - Dale Hawerchuk	1990-91 - Clint Malarchuk	1987-88 - Mike Ramsey
1992-93 - Pat LaFontaine	1989-90 - Mike Ramsey	



Stats And Records



All-Time Individual Scoring

REGULAR SEASON

Player and Seasons	GP	G	A	PTS	PIM	Unif. No.
Peter Ambrozak (1994-95)	12	0	1	1	0	12
Ron Anderson (1970-71-1971-72)	111	14	16	30	63	16
Shawn Anderson (1986-87-1989-90)	113	6	26	32	66	37
Mikael Andersson (1985-86-1988-89)	99	4	33	37	18	14
Paul Andrea (1970-71)	47	11	21	32	4	21
Dave Andreychuk (1982-83-1992-93)	763	348	423	771	574	25,29
Scott Arniel (1986-87-1989-90)	295	64	74	138	243	9
Mark Astley (1993-94-1994-95)	15	2	1	3	12	33
Steve Atkinson (1970-71-1973-74)	255	49	47	96	96	19
Donald Audette (1990-91-1994-95)	238	100	70	170	198	28,45
Terry Ball (1970-71-1971-72)	12	0	1	1	6	21,28
Matthew Barnaby (1992-93-1994-95)	60	4	5	9	232	36
Tom Barrasso (1983-84-1988-89)	266	0	17	17	184	30
Doug Barrie (1970-71-1971-72)	102	6	28	34	213	5
James Black (1993-94)	2	0	0	0	0	40
Doug Bodger (1988-89-1994-95)	463	54	228	282	488	8
Mike Boland (1978-79)	22	1	2	3	29	15
Phillippe Boucher (1992-93-1994-95)	65	7	16	23	43	24,4
Ken Breitenbach (1975-76-1976-77;1978-79)	68	1	13	14	49	23,26
Gary Bromley (1973-74-1975-76)	63	0	4	4	4	24,28,29
Curtis Brown (1994-95)	1	1	1	2	2	37
Greg Brown (1990-91;1992-93)	49	1	3	4	41	15,9
Paul Brydges (1986-87)	15	2	2	4	6	16
Ron Busniak (1972-73-1973-74)	66	0	3	3	13	21,24
Mike Byers (1971-72)	46	9	7	16	12	12
Keith Carney (1991-92-1993-94)	51	4	9	13	77	6,26
Larry Carriere (1972-73-1974-75;1977-78)	206	9	43	52	284	5,23
Peter Ciavaglia (1991-92-1992-93)	5	0	0	0	0	12
Jacques Cloutier (1981-82-1982-83;1984-85-1988-89)	144	0	7	7	29	1,29
Real Cloutier (1983-84-1984-85)	82	24	36	60	25	8
Bob Corkum (1989-90;1991-92-1992-93)	96	10	8	18	63	29,42
Adam Creighton (1983-84-1988-89)	172	40	60	100	196	15,34,38
Roger Crozier (1970-71-1975-76)	202	0	3	3	24	1
Randy Cunneyworth (1980-81-1981-82)	21	2	4	6	47	7,19,23
Brian Curran (1990-91-1991-92)	20	0	1	1	57	39,41
Paul Cyr (1982-83-1987-88)	342	85	111	196	454	8,18
Joe Daley (1970-71)	38	0	1	1	12	30
Mal Davis (1982-83-1985-86)	89	29	22	51	34	25,29
Jason Dawe (1993-94-1994-95)	74	13	11	24	31	43
Butch Deadmarsh (1970-71-1972-73)	56	2	2	4	39	8,9,16,24
Dale DeGray (1989-90)	6	0	0	0	6	28
Gerry Desjardins (1974-75-1977-78)	116	0	1	1	4	30
Gord Donnelly (1991-92-1993-94)	134	5	11	16	557	34
Mike Donnelly (1987-88-1989-90)	74	11	16	27	62	7,16,24
Tom Draper (1991-92-1992-93)	37	0	3	3	4	35
Dave Dryden (1970-71-1973-74)	120	0	2	2	4	28,30
Rick Dudley (1972-73-1974-75;1978-79-1980-81)	279	70	94	164	264	9,17
Dick Duff (1970-71-1971-72)	61	9	15	24	12	8,20
Richie Dunn (1977-78-1981-82;1985-86-1988-89)	327	27	105	132	235	3,21,26,29
Steve Dykstra (1985-86-1987-88)	128	5	23	28	378	4,42
Jeff Eatough (1981-82)	1	0	0	0	0	19
Don Edwards (1976-77-1981-82)	307	0	11	11	32	1,29
Darren Eliot (1988-89)	2	0	0	0	0	34
Brian Engblom (1985-86)	30	1	4	5	16	28
Bob Errey (1992-93)	8	1	3	4	4	12
Chris Evans (1971-72)	61	6	18	24	98	24
Rocky Farr (1972-73-1974-75)	19	0	0	0	2	28,30
Dave Fenyyes (1982-83-1986-87)	148	2	27	29	87	8,31
Mark Ferner (1986-87;1988-89)	15	0	3	3	11	28,29
Ron Fischer (1981-82-1982-83)	18	0	7	7	6	6,23,28
Reg Fleming (1970-71)	78	6	10	16	159	9
Lee Fogolin (1974-75-1978-79;1986-87)	338	8	70	78	432	5,33

All-Time Individual Scoring

REGULAR SEASON

Player and Seasons	GP	G	A	PTS	PIM	Unif. No.
Mike Foligno (1981-82-1990-91)	664	247	264	511	1450	17
Lou Franceschetti (1990-91-1991-92)	36	1	8	9	26	15,37,34
Grant Fuhr (1992-93-1994-95)	64	0	4	4	26	31
Jody Gage (1985-86;1987-88;1991-92)	18	3	3	6	2	12,14,33
Garry Galley (1994-95)	14	1	9	10	10	3
Paul Gardner (1985-86)	2	0	0	0	0	28
Danny Gare (1974-75-1981-82)	503	267	233	500	686	18
Clark Gillies (1986-87-1987-88)	86	15	19	34	132	39,90
Jere Gillis (1982-83)	3	0	0	0	0	25
Viktor Gordiouk (1992-93;1994-95)	26	3	8	11	0	9
John Gould (1971-72-1973-74;1979-80)	92	14	12	26	13	17,21,23,24
Phil Goyette (1970-71-1971-72)	97	18	67	85	20	10
Norm Gratton (1972-73-1974-75)	102	15	23	38	30	9,14
Francois Guay (1989-90)	1	0	0	0	0	43
Jocelyn Guevremont (1974-75-1978-79)	326	38	130	168	189	3,22
Richard Hajdu (1985-86-1986-87)	5	0	0	0	4	8,28
Bill Hajt (1973-74-1986-87)	854	42	202	244	433	24
Bob Halkidis (1984-85-1988-89)	89	2	14	16	315	18,19
Kevin Haller (1989-90-1991-92)	81	7	23	30	95	7,15
Gilles Hamel (1980-81-1985-86)	365	92	114	206	215	9,17,18
Al Hamilton (1970-71-1971-72)	145	6	58	64	176	6
Dave Hannan (1991-92-1994-95)	192	17	46	63	176	14
Hugh Harris (1972-73)	60	12	26	38	17	21
Paul Harrison (1981-82)	6	0	0	0	2	30
Mike Hartman (1986-87-1990-91)	225	34	25	59	890	20
Dominik Hasek (1992-93-1994-95)	127	0	3	3	8	39
Dale Hawerchuk (1990-91-1994-95)	342	110	275	385	204	10
Alan Haworth (1980-81-1981-82)	106	37	38	75	64	14
Bob Hess (1981-82)	33	0	8	8	14	23
Randy Hillier (1991-92)	28	0	1	1	48	23
Larry Hillman (1971-72-1972-73)	121	6	35	41	114	5
Jim Hoftord (1985-86-1986-87)	17	0	0	0	45	3,33
Benoit Hogue (1987-88-1991-92)	196	45	67	112	273	33
Brian Holzinger (1994-95)	4	0	3	3	0	19
Tim Horton (1972-73-1973-74)	124	1	22	23	109	2
Ed Hospodar (1987-88)	42	0	1	1	98	24
Doug Houda (1994-95)	28	1	2	3	68	6
Bill Houlder (1990-91-1992-93)	32	4	7	11	18	23,37,47
Phil Housley (1982-83-1989-90)	608	178	380	558	386	6
Charlie Huddy (1994-95)	32	2	4	6	36	22
Pat Hughes (1985-86)	50	4	9	13	25	26
Billy Inglis (1970-71)	14	0	1	1	6	8
Randy Ireland (1978-79)	2	0	0	0	0	30
Jim Jackson (1987-88)	5	2	0	2	0	8
Val James (1981-82)	7	0	0	0	16	26,29,30
Calle Johansson (1987-88-1988-89)	118	6	49	55	70	3
Timo Jutila (1984-85)	10	1	5	6	13	4
Trent Kaese (1988-89)	1	0	0	0	0	39
Larry Keenan (1970-71-1971-72)	66	9	20	29	8	21,26
Dean Kennedy (1989-90-1990-91)	144	6	20	26	172	26
Yuri Khmylev (1992-93-1994-95)	188	55	67	122	91	13
Jerry Korab (1973-74-1979-80;1983-84-1984-85)	537	67	216	283	870	4,44
Jim Korn (1986-87)	52	4	10	14	158	4,34
Joe Kowal (1976-77-1977-78)	22	0	5	5	13	27
Skip Krake (1970-71)	74	4	5	9	68	12
Uwe Krupp (1986-87-1991-92)	327	25	78	103	386	4,40
Tom Kurvers (1986-87)	55	6	17	23	24	28
Francois Lacombe (1970-71)	1	0	1	1	2	19
Norm Lacombe (1984-85-1986-87)	84	12	18	30	46	32
Pat LaFontaine (1991-92-1994-95)	179	116	170	286	167	16
Jean-Guy Lagace (1970-71)	3	0	0	0	2	21
Yvon Lambert (1981-82)	77	25	39	64	38	15

All-Time Individual Scoring

Player and Seasons	REGULAR SEASON					
	GP	G	A	PTS	PIM	Unif. No.
Chris Langevin (1983-84;1985-86)	22	3	1	4	22	15
Reed Larson (1989-90)	1	0	0	0	0	55
Danny Lawson (1971-72)	78	10	6	16	15	9
Real Lemieux (1973-74)	11	1	1	2	4	16
Grant Ledyard (1988-89-1992-93)	240	18	71	89	181	3
Don Lever (1985-86-1986-87)	39	10	3	13	10	8,20
David Littman (1990-91-1991-92)	2	0	0	0	0	1,34
Darcy Loewen (1989-90-1991-92)	12	0	0	0	14	36
Bob Logan (1986-87-1987-88)	38	10	5	15	0	26
Jim Lorentz (1971-72-1977-78)	487	134	197	331	126	8
Don Luce (1971-72-1980-81)	766	216	310	526	304	14,20
Jan Ludvig (1987-88-1988-89)	26	1	8	9	104	36
Steve Ludzik (1989-90)	11	0	1	1	6	14
Doug Macdonald (1992-93-1994-95)	11	1	0	1	2	44Kevin
Maguire (1987-88-1989-90)	167	18	25	43	518	19
Mikko Makela (1990-91)	60	15	7	22	25	42
Clint Malarchuk (1988-89-1991-92)	102	0	6	6	41	30
Dave Maloney (1984-85)	52	1	21	22	41	26
Don Marshall (1970-71)	62	20	29	49	6	22
Rick Martin (1971-72-1980-81)	681	382	313	695	475	7,8,9
Terry Martin (1975-76-1978-79)	148	20	22	42	50	25
Brad May (1991-92-1994-95)	268	45	49	94	809	27
Gary McAdam (1975-76-1978-79;1982-83)	227	40	45	85	76	12,15,32
Rob McClanahan (1979-80-1980-81)	66	5	17	22	38	15
Dale McCourt (1981-82-1983-84)	119	41	56	97	22	7
Brian McDonald (1970-71)	12	0	0	0	29	20
Paul McIntosh (1974-75-1975-76)	47	0	2	2	66	3
Ray McKay (1971-72-1972-73)	40	0	3	3	18	22,24
Tony McKegney (1978-79-1982-83)	363	127	141	268	117	8
Sean McKenna (1981-82-1985-86)	237	56	53	109	120	12,19,23
Dave McLlwain (1991-92)	5	0	0	0	2	20
Mike McMahan (1970-71)	12	0	0	0	0	4
Peter McNab (1973-74-1975-76)	154	49	59	108	26	16,22,24
Bryan McShelley (1974-75)	3	0	0	0	0	15
Don McSween (1987-88;1989-90)	9	0	1	1	12	32,39
Gerry Meehan (1970-71-1974-75)	306	94	114	208	60	15
Dean Melanson (1994-95)	5	0	0	0	4	3
Scott Metcalfe (1987-88-1989-90)	17	1	2	3	18	12,32,34
Larry Mickey (1971-72-1974-75)	117	20	14	34	65	12,21
Brad Miller (1988-89-1991-92)	63	1	4	5	265	42,44
Alexander Mogilny (1989-90-1994-95)	381	211	233	444	203	89
Mike Moller (1980-81-1984-85)	127	13	27	40	41	9,14,29
Randy Moller (1991-92-1993-94)	126	5	20	25	296	24
Mitch Molloy (1989-90)	2	0	0	0	10	40
Bob Mongrain (1979-80-1981-82;1983-84-1984-85)	70	11	11	22	12	8,25,32
Craig Muni (1993-94-1994-95)	113	2	14	16	98	5
Hap Myers (1970-71)	13	0	0	0	6	25
Phil Myre (1982-83)	5	0	0	0	2	33
Mark Napier (1986-87-1988-89)	128	26	30	56	41	65
Joe Norris (1973-74)	18	0	0	0	2	23
Gates Orlando (1984-85-1986-87)	98	18	26	44	51	23
Kevin O'Shea (1970-71-1971-72)	93	10	13	23	52	18
Wilf Paiement (1986-87)	56	20	17	37	108	27
Jeff Parker (1986-87-1989-90)	137	16	19	35	161	28,29
Greg Paslawski (1990-91)	12	2	1	3	4	12
Steve Patrick (1980-81-1984-85)	152	21	34	55	125	26
Colin Patterson (1991-92-1992-93)	88	8	10	18	52	17
Scott Pearson (1994-95)	14	2	1	3	20	29
Gil Perreault (1970-71-1986-87)	1191	512	814	1326	500	11
Brian Perry (1970-71)	1	0	0	0	0	19
Brent Peterson (1981-82-1984-85)	265	43	63	106	180	20
Sergei Petrenko (1993-94)	15	0	4	4	0	15

All-Time Individual Scoring

Player and Seasons	REGULAR SEASON					
	GP	G	A	PTS	PIM	Unif. No.
Derek Plante (1993-94-1994-95)	124	24	54	78	36	26
Larry Playfair (1978-79-1985-86;1988-89-1989-90)	577	24	76	100	1390	27,40
Tracy Pratt (1970-71-1973-74)	210	2	39	41	399	3,4
Wayne Presley (1991-92-1994-95)	202	48	32	80	297	18
Ken Priestlay (1986-87-1989-90)	117	25	25	50	59	12,56
Wayne Primeau (1994-95)	1	1	0	1	0	76
Daren Puppa (1985-86-1992-93)	215	0	14	14	30	31,35
Craig Ramsay (1971-72-1984-85)	1070	252	420	672	201	10,25
Mike Ramsey (1979-80-1992-93)	911	73	256	329	924	5,23
Wayne Ramsey (1977-78)	2	0	0	0	0	32
Rob Ray (1989-90-1994-95)	353	21	21	42	1459	32
Joe Reekie (1985-86-1988-89)	104	3	15	18	190	27,31,55
Mark Renaud (1983-84)	10	1	3	4	6	4
Jacques Richard (1975-76-1976-77;1978-79)	155	24	38	62	73	9
Bob Richer (1972-73)	3	0	0	0	0	17
Rene Robert (1971-72-1978-79)	524	222	330	552	401	7,14,23
Geordie Robertson (1982-83)	5	1	2	3	7	15
Mike Robitaille (1971-72-1974-75)	170	8	46	54	122	3
Doug Rombough (1972-73-1973-74)	51	8	9	17	27	22
Lindy Ruff (1979-80-1988-89)	608	102	183	285	1126	22
Phil Russell (1985-86-1986-87)	18	2	5	7	24	26
Christian Ruutu (1986-87-1991-92)	438	101	220	331	483	21
Bob Sauve (1976-77-1984-85)	246	0	8	8	20	28
Jean-Francois Sauve (1980-81-1982-83)	98	24	49	73	67	9,21
Joel Savage (1990-91)	3	0	1	1	0	38
Andre Savard (1976-77-1982-83)	467	130	175	305	221	12
Cliff Schmutz (1970-71)	26	5	7	12	10	7
Ron Schock (1977-78)	40	4	4	8	0	21
Jim Schoenfeld (1972-73-1981-82;1984-85)	584	45	183	228	1025	6,13
Dave Schultz (1978-79-1979-80)	41	3	3	6	114	21
Ric Seiling (1977-78-1985-86)	664	176	200	376	524	16
Jiri Sejba (1990-91)	11	0	2	2	8	23
Eddie Shack (1970-71-1971-72)	106	36	31	67	127	23
Darrin Shannon (1988-89-1991-92)	55	10	14	24	16	16,26
Ray Sheppard (1987-88-1989-90)	159	64	50	114	29	23
Todd Simon (1993-94)	15	0	1	1	0	17
Craig Simpson (1993-94-1994-95)	45	12	15	27	34	17,22
Richard Smehtik (1992-93-1994-95)	203	22	61	83	174	42
Al Smith (1975-76-1976-77)	21	0	0	0	0	31
Derek Smith (1976-77-1981-82)	244	65	98	163	38	16,17,19,26
Doug Smith (1985-86-1987-88)	162	35	54	89	296	15
Floyd Smith (1970-71-1971-72)	83	6	12	18	48	17
Steve Smith (1988-89)	3	0	0	0	0	24
Dave Snuggerrud (1989-90-1991-92)	215	26	46	72	109	18
Brian Spencer (1973-74-1976-77)	240	42	72	114	206	21
Bill Stewart (1977-78-1978-79)	81	3	17	20	116	3
Fred Stanfield (1974-75-1977-78)	248	42	73	115	16	17,19
Robb Stauber (1994-95)	6	0	0	0	0	35
Kai Suikkanen (1981-82-1982-83)	2	0	0	0	0	20,23
Ken Sutton (1990-91-1994-95)	232	18	60	78	223	41
Petr Svoboda (1991-92-1994-95)	139	5	49	54	260	7
Bob Sweeney (1992-93-1994-95)	185	37	44	81	230	20,33
Jean-Guy Talbot (1970-71)	57	0	7	7	36	24
Tony Tanti (1990-91-1991-92)	80	16	23	39	106	19
Paul Terbenche (1970-71-1973-74)	118	2	19	21	20	3,18,23
Scott Thomas (1992-93-1993-94)	39	3	3	6	23	21
Alex Tidey (1976-77-1977-78)	3	0	0	0	0	19,26
Morris Titanic (1974-75-1975-76)	19	0	0	0	0	19
Doug Trapp (1986-87)	2	0	0	0	0	19
Denis Tsygurov (1993-94-1994-95)	12	0	0	0	12	29
John Tucker (1983-84-1990-91)	345	116	154	270	142	7

All-Time Individual Scoring

Player and Seasons	REGULAR SEASON					
	GP	G	A	PTS	PIM	Unif. No.
Pierre Turgeon (1987-88-1991-92)	322	122	201	323	119	77
Rick Vaive (1988-89-1991-92)	190	74	62	136	226	12,22
John Van Boxmeer (1979-80-1982-83)	294	49	166	215	239	4, 5
Claude Verret (1983-84-1984-85)	14	2	5	7	2	21
Hannu Virta (1981-82-1985-86)	245	25	101	126	66	3,23
Darcy Wakaluk (1988-89-1990-91)	22	0	0	0	2	35
Jim Walsh (1981-82)	4	0	1	1	4	28
Jim Watson (1970-71-1971-72)	144	4	15	19	248	2
Jay Wells (1989-90-1991-92)	85	3	12	15	243	24
Jim Wiemer (1983-84-1984-85)	74	8	17	25	52	19
Randy Wood (1991-92-1993-94)	236	60	57	117	213	19,15
Randy Wyrozub (1970-71-1973-74)	100	8	10	18	10	14,16,24,26
Rod Zaine (1971-72)	24	2	1	3	4	14,22
Alexei Zhitnik (1994-95)	21	2	5	7	34	44,4

Any player who took part in at least one Sabres' regular season game in his career is listed. Eight players dressed but never played a game for Buffalo: #27 - Tim Regan (1973-74), #31 - Jim Weaver (1978-79), #30 - Jari Paavola (1981-82), #35 - Mike Craig (1984-85), #34 - Kenton Rein (1987-88), #33 - Bill Pye (1992-93), #30 - Markus Ketterer (1993-94 & 1994-95), and #30 - Steve Shields (1994-95). Michel Deziel is the only Sabre to have played in a playoff game without participating in a regular season game.

All-Time Goaltenders' Statistics

GOALIE	GP	MINS	GA	SO	AVG.	W	L	T
Dominik Hasek	127	7203	269	12	2.24	60	44	17
Gerry Desjardins	116	6802	319	5	2.81	66	30	18
Don Edwards	307	17969	869	14	2.90	156	83	61
Dave Dryden	120	6440	328	5	3.06	43	45	20
Bob Sauve	246	14063	752	7	3.20	113	76	39
Gary Bromley	63	2334	184	4	3.20	29	17	14
Roger Crozier	202	10980	591	10	3.23	74	76	29
Tom Barrasso	266	15463	843	13	3.28	124	102	28
Tom Draper	37	2067	116	1	3.37	15	15	5
Al Smith	21	1105	62	0	3.37	9	6	2
Clint Malarchuk	102	5692	323	2	3.40	39	39	16
Daren Puppa	215	11763	668	5	3.41	96	68	28
Rocky Farr	19	722	42	0	3.49	2	6	8
Darcy Wakaluk	22	844	50	0	3.55	5	8	3
Grant Fuhr	64	3600	216	2	3.60	25	29	5
Paul Harrison	6	229	14	0	3.67	2	1	1
Joe Daley	38	2073	128	1	3.70	12	16	8
Jacques Cloutier	144	7452	459	1	3.70	50	58	15
Robb Stauber	6	317	20	0	3.79	2	3	0
Phil Myre	5	300	21	0	4.20	3	2	0
David Littman	2	96	7	0	4.37	0	1	0
Randy Ireland	2	30	3	0	6.00	0	0	0
Darren Eliot	2	67	7	0	6.27	0	0	0

Sabres' One-Season Leaders

Most Goals in a Season

Alexander Mogilny - 1992-93 - 76
 Danny Gare - 1979-80 - 56
 Pat LaFontaine - 1992-93 - 53
 Rick Martin - 1973-74 - 52
 Rick Martin - 1974-75 - 52
 Danny Gare - 1975-76 - 50
 Rick Martin - 1975-76 - 49
 Pat LaFontaine - 1991-92 - 46
 Danny Gare - 1980-81 - 46
 Rick Martin - 1979-80 - 45

Most Points in a Season

Pat LaFontaine - 1992-93 - 148
 Alexander Mogilny - 1992-93 - 127
 Gil Perreault - 1975-76 - 113
 Gil Perreault - 1979-80 - 106
 Pierre Turgeon - 1989-90 - 106
 Rene Robert - 1974-75 - 100
 Dale Hawerchuk - 1991-92 - 98
 Dale Hawerchuk - 1992-93 - 96
 Gil Perreault - 1974-75 - 96
 Rick Martin - 1974-75 - 95
 Gil Perreault - 1976-77 - 95

Best Plus/Minus in a Season (40 GP)

Don Luce - 1974-75 - +61
 Jim Schoenfeld - 1979-80 - +60
 Craig Ramsay - 1974-75 - +51
 Danny Gare - 1979-80 - +49
 Bill Hajt - 1974-75 - +47
 Jocelyn Guevremont - 1975-76 - +47
 Craig Ramsay - 1975-76 - +44
 Jerry Korab - 1974-75 - +41
 Danny Gare - 1974-75 - +40
 Jim Schoenfeld - 1975-76 - +40
 Tony McKeagney - 1979-80 - +40
 John Van Boxmeer - 1979-80 - +40

Most Shots in a Season

Alexander Mogilny - 1992-93 - 360
 Dave Andreychuk - 1991-92 - 337
 Rick Martin - 1975-76 - 327
 Rick Martin - 1973-74 - 320
 Pat LaFontaine - 1992-93 - 306
 Danny Gare - 1975-76 - 303
 Rick Martin - 1974-75 - 301
 Rick Martin - 1972-73 - 299
 Danny Gare - 1974-75 - 274
 Rene Robert - 1975-76 - 273

Most Short-Handed Goals in a Season

Don Luce - 1974-75 - 8
 Craig Ramsay - 1974-75 - 7
 Wayne Presley - 1994-95 - 5
 Wayne Presley - 1993-94 - 5
 Craig Ramsay - 1977-78 - 5
 Dave Snuggerud - 1990-91 - 4
 Don Luce - 1980-81 - 4
 Several tied at three each

Most Assists in a Season

Pat LaFontaine - 1992-93 - 95
 Dale Hawerchuk - 1992-93 - 80
 Dale Hawerchuk - 1991-92 - 75
 Gil Perreault - 1975-76 - 69
 Gil Perreault - 1979-80 - 66
 Pierre Turgeon - 1989-90 - 66
 Rene Robert - 1974-75 - 60
 Phil Housley - 1989-90 - 60
 Gil Perreault - 1972-73 - 60
 Gil Perreault - 1983-84 - 59

Most Penalty Minutes in a Season

Rob Ray - 1991-92 - 354
 Rob Ray - 1990-91 - 348
 Mike Hartman - 1988-89 - 316
 Brad May - 1991-92 - 309
 Gord Donnelly - 1991-92 - 295
 Rob Ray - 1993-94 - 274
 Larry Playfair - 1981-82 - 258
 Brad May - 1992-93 - 242
 Kevin Maguire - 1988-89 - 241
 Gord Donnelly - 1992-93 - 221

Most Power Play Goals in a Season

Dave Andreychuk - 1991-92 - 28
 Alexander Mogilny - 1992-93 - 27
 Pat LaFontaine - 1991-92 - 23
 Rick Martin - 1974-75 - 21
 Pat LaFontaine - 1992-93 - 20
 Dave Andreychuk - 1992-93 - 20
 Pierre Turgeon - 1988-89 - 19
 Rick Martin - 1971-72 - 19
 Rick Martin - 1975-76 - 18
 Dave Andreychuk - 1989-90 - 18

Most Game-Winning Goals in a Season

Alexander Mogilny - 1992-93 - 11
 Danny Gare - 1979-80 - 11
 Pierre Turgeon - 1989-90 - 10
 Gil Perreault - 1976-77 - 9
 Gil Perreault - 1974-75 - 8
 14 tied at 7 each

Best Shooting Percentage (50+ GP)

Peter McNab - 1974-75 - 24.4
 Mikko Makela - 1990-91 - 24.2
 Yvon Lambert - 1981-82 - 23.1
 Craig Ramsay - 1978-79 - 23.0
 Kevin Maguire - 1988-89 - 22.9
 Pat LaFontaine - 1991-92 - 22.7
 Gil Perreault - 1979-80 - 22.2
 Ray Sheppard - 1987-88 - 22.0
 Craig Ramsay - 1980-81 - 21.8
 Gil Perreault - 1977-78 - 21.4
 Ric Seiling - 1980-81 - 21.4

Sabres' One-Season Leaders

Most Hat Tricks in a Season

Rick Martin - 1975-76 - 7
 Alexander Mogilny - 1992-93 - 7
 Rick Martin - 1972-73 - 4
 Gil Perreault - 1977-78 - 4
 Pat LaFontaine - 1991-92 - 4
 Gil Perreault - 1974-75 - 3
 Danny Gare - 1975-76 - 3
 Rene Robert - 1976-77 - 3
 Dave Andreychuk - 1987-88 - 3
 Eddie Shack - 1970-71 - 3

Most Games by a Goalie

Don Edwards - 1977-78 - 72
 Roger Crozier - 1971-72 - 63
 Don Edwards - 1981-82 - 62
 Tom Barrasso - 1985-86 - 60
 Dominik Hasek - 1993-94 - 58
 Daren Puppa - 1989-90 - 56
 Gerry Desjardins - 1975-76 - 55
 Don Edwards - 1978-79 - 54
 Bob Sauve - 1982-83 - 54
 Tom Barrasso - 1984-85 - 54
 Tom Barrasso - 1987-88 - 54

Most Wins by a Goalie

Don Edwards - 1977-78 - 38
 Gerry Desjardins - 1976-77 - 31
 Daren Puppa - 1989-90 - 31
 Dominik Hasek - 1993-94 - 30
 Gerry Desjardins - 1975-76 - 29
 Tom Barrasso - 1985-86 - 29
 Don Edwards - 1979-80 - 27
 Gary Bromley - 1974-75 - 26
 Don Edwards - 1978-79 - 26
 Don Edwards - 1981-82 - 26
 Tom Barrasso - 1983-84 - 26

Best Save Percentage (25+ GP)

Dominik Hasek - 1993-94 - .930
 Dominik Hasek - 1994-95 - .930
 Dave Dryden - 1972-73 - .908
 Don Edwards - 1977-78 - .906
 Roger Crozier - 1972-73 - .905
 Daren Puppa - 1989-90 - .903
 Clint Malarchuk - 1989-90 - .903
 Roger Crozier - 1971-72 - .902
 Roger Crozier - 1970-71 - .901
 Gerry Desjardins - 1976-77 - .900
 Bob Sauve - 1979-80 - .900

Most Game-Tying Goals in a Season

Danny Gare - 1977-78 - 6
 Danny Gare - 1978-79 - 4
 Danny Gare - 1975-76 - 4
 Rick Martin - 1971-72 - 4
 Several players tied with 3 each

Most Minutes by a Goalie

Don Edwards - 1977-78 - 4,209
 Roger Crozier - 1971-72 - 3,654
 Tom Barrasso - 1985-86 - 3,561
 Don Edwards - 1981-82 - 3,500
 Dominik Hasek - 1993-94 - 3,358
 Gerry Desjardins - 1975-76 - 3,280
 Tom Barrasso - 1984-85 - 3,248
 Daren Puppa - 1989-90 - 3,241
 Don Edwards - 1978-79 - 3,160
 Tom Barrasso - 1987-88 - 3,133

Most Losses by a Goalie

Roger Crozier - 1971-72 - 34
 Tom Barrasso - 1985-86 - 24
 Don Edwards - 1981-82 - 23
 Tom Barrasso - 1986-87 - 23
 Dominik Hasek - 1993-94 - 20
 Bob Sauve - 1982-83 - 20
 Dave Dryden - 1973-74 - 20
 Roger Crozier - 1970-71 - 20
 Jacques Cloutier - 1986-87 - 19
 Don Edwards - 1978-79 - 18
 Tom Barrasso - 1984-85 - 18
 Tom Barrasso - 1987-88 - 18

Lowest Goals Against Ave. (25+ GP)

Dominik Hasek - 1993-94 - 1.95
 Dominik Hasek - 1994-95 - 2.11
 Bob Sauve - 1979-80 - 2.36
 Don Edwards - 1976-77 - 2.51
 Don Edwards - 1979-80 - 2.57
 Gerry Desjardins - 1976-77 - 2.63
 Don Edwards - 1977-78 - 2.64
 Dave Dryden - 1972-73 - 2.65
 Tom Barrasso - 1984-85 - 2.66
 Roger Crozier - 1972-73 - 2.76

Sabres' One-Season Leaders

Most Shots Faced By A Goalie

Roger Crozier - 1971-72 - 2,190
 Don Edwards - 1977-78 - 1,970
 Tom Barrasso - 1985-86 - 1,778
 Don Edwards - 1981-82 - 1,722
 Tom Barrasso - 1987-88 - 1,658
 Daren Puppa - 1989-90 - 1,610
 Don Edwards - 1978-79 - 1,568
 Dominik Hasek - 1993-94 - 1,552
 Gerry Desjardins - 1975-76 - 1,461
 Dave Dryden - 1973-74 - 1,399

Most Assists by a Defenseman

Phil Housley - 1989-90 - 60
 John Van Boxmeer - 1981-82 - 54
 John Van Boxmeer - 1980-81 - 51
 Phil Housley - 1986-87 - 46
 Doug Bodger - 1992-93 - 45
 Jerry Korab - 1974-75 - 44
 Phil Housley - 1988-89 - 44
 Richie Dunn - 1980-81 - 42
 Doug Bodger - 1988-89 - 40
 Phil Housley - 1983-84 - 40
 John Van Boxmeer - 1979-80 - 40
 Jerry Korab - 1978-79 - 40
 Jocelyn Guevremont - 1975-76 - 40

Most Goals by a Rookie

Rick Martin - 1971-72 - 44
 Gil Perreault - 1970-71 - 38
 Ray Sheppard - 1987-88 - 38
 Danny Gare - 1974-75 - 31
 Donald Audette - 1991-92 - 31
 John Tucker - 1984-85 - 22
 Peter McNab - 1974-75 - 22
 Christian Ruuttu - 1986-87 - 22
 Derek Plante - 1993-94 - 21
 Steve Atkinson - 1970-71 - 20

Most Points by a Rookie

Rick Martin - 1971-72 - 74
 Gil Perreault - 1970-71 - 72
 Phil Housley - 1982-83 - 66
 Ray Sheppard - 1987-88 - 65
 Christian Ruuttu - 1986-87 - 65
 Danny Gare - 1974-75 - 62
 Derek Plante - 1993-94 - 56
 J.F. Sauve - 1981-82 - 55
 John Tucker - 1984-85 - 49
 Donald Audette - 1991-92 - 48

Most Goals by a Defenseman

Phil Housley - 1987-88 - 29
 Phil Housley - 1988-89 - 26
 Phil Housley - 1983-84 - 24
 Phil Housley - 1986-87 - 21
 Phil Housley - 1989-90 - 21
 John Van Boxmeer - 1980-81 - 18
 Richard Smehlik - 1993-94 - 14
 John Van Boxmeer - 1981-82 - 14
 Jerry Korab - 1976-77 - 14
 Hannu Virta - 1982-83 - 13
 Jerry Korab - 1975-76 - 13

Most Points by a Defenseman

Phil Housley - 1989-90 - 81
 Phil Housley - 1988-89 - 70
 John Van Boxmeer - 1980-81 - 69
 John Van Boxmeer - 1981-82 - 68
 Phil Housley - 1986-87 - 67
 Phil Housley - 1987-88 - 66
 Phil Housley - 1983-84 - 64
 Jerry Korab - 1974-75 - 56
 Doug Bodger - 1992-93 - 54
 Jocelyn Guevremont - 1976-77 - 52

Most Assists by a Rookie

Phil Housley - 1982-83 - 47
 Christian Ruuttu - 1986-87 - 43
 Calle Johansson - 1987-88 - 38
 J.F. Sauve - 1981-82 - 36
 Derek Plante - 1993-94 - 35
 Gil Perreault - 1970-71 - 34
 Danny Gare - 1974-75 - 31
 Benoit Hogue - 1988-89 - 30
 Rick Martin - 1971-72 - 30
 Pierre Turgeon - 1987-88 - 28
 Alexander Mogilny - 1989-90 - 28

Most Penalty Minutes by a Rookie

Brad May - 1991-92 - 309
 Jim Schoenfeld - 1972-73 - 178
 Doug Barrie - 1970-71 - 168
 Kevin Maguire - 1987-88 - 162
 Benoit Hogue - 1988-89 - 120
 Bob Halkidis - 1985-86 - 115
 Steve Dykstra - 1985-86 - 108
 Matthew Barnaby - 1993-94 - 106
 Bill Stewart - 1978-79 - 101
 Rob Ray - 1989-90 - 99

Yearly Leaders

YEAR	GOALS	ASSISTS	POINTS
1970-71	Perreault (38)	Goyette (46)	Perreault (72)
1971-72	Martin (44)	Perreault (48)	Martin & Perreault (74)
1972-73	Robert (40)	Perreault (60)	Perreault (88)
1973-74	Martin (52)	Robert (44)	Martin (86)
1974-75	Martin (52)	Robert (60)	Robert (100)
1975-76	Gare (50)	Perreault (69)	Perreault (113)
1976-77	Perreault (39)	Perreault (56)	Perreault (95)
1977-78	Perreault (41)	Perreault & Robert (48)	Perreault (89)
1978-79	Martin (32)	Perreault (58)	Perreault (85)
1979-80	Gare (56)	Perreault (66)	Perreault (106)
1980-81	Gare (46)	Van Boxmeer (51)	Gare (85)
1981-82	Perreault (31)	Van Boxmeer (54)	Perreault (73)
1982-83	McKegney (36)	Housley (47)	Perreault (76)
1983-84	Andreychuk (38)	Perreault (59)	Perreault (90)
1984-85	Andreychuk (31)	Perreault (53)	Perreault (83)
1985-86	Foligno (41)	Andreychuk (51)	Andreychuk (87)
1986-87	Foligno (30)	Andreychuk (48)	Andreychuk (73)
1987-88	Sheppard (38)	Andreychuk (45)	Andreychuk (78)
1988-89	Turgeon (34)	Turgeon (54)	Turgeon (88)
1989-90	Andreychuk & Turgeon (40)	Turgeon (66)	Turgeon (106)
1990-91	Andreychuk (36)	Hawerchuk (58)	Hawerchuk (89)
1991-92	LaFontaine (46)	Hawerchuk (75)	Hawerchuk (98)
1992-93	Mogilny (76)	LaFontaine (95)	LaFontaine (148)
1993-94	Hawerchuk (35)	Hawerchuk (51)	Hawerchuk (86)
1994-95	Audette (24)	Mogilny (28)	Mogilny (47)
YEAR	PENALTY MINUTES	PLUS-MINUS	GOALS-AGAINST AVE.
1970-71	Pratt (179)	Atkinson (+1)	Crozier (3.69)
1971-72	Hamilton (105)	Ramsay (+5)	Crozier (3.51)
1972-73	Schoenfeld (178)	Robert (+16)	Dryden (2.65)
1973-74	Carriere (103)	Ramsay (+17)	Dryden (2.97)
1974-75	Korab & Schoenfeld (184)	Luce (+61)	Bromley (3.10)
1975-76	Gare (129)	Guevremont (+47)	Desjardins (2.95)
1976-77	Korab (120)	Hajt (+39)	Edwards (2.51)
1977-78	Korab (119)	Hajt (+36)	Edwards (2.64)
1978-79	Korab (104)	Ramsay (+21)	Edwards (3.02)
1979-80	Playfair (145)	Schoenfeld (+60)	Sauve (2.36)
1980-81	Playfair (169)	Ramsay (+39)	Edwards (2.96)
1981-82	Playfair (258)	Van Boxmeer (+23)	Edwards (3.51)
1982-83	Playfair (180)	Ramsay (+19)	Sauve (3.45)
1983-84	Playfair (209)	Foligno (+32)	Barrasso (2.84)
1984-85	Playfair (157)	Hajt (+32)	Barrasso (2.66)
1985-86	Foligno (168)	Foligno (+25)	Barrasso (3.61)
1986-87	Dykstra (179)	Foligno (+13)	Barrasso (3.65)
1987-88	Foligno (220)	Johansson (+12)	Barrasso (3.31)
1988-89	Hartman (316)	Ruuttu (+13)	Puppa (3.36)
1989-90	Hartman (211)	Ramsay (+21)	Puppa (2.89)
1990-91	Ray (348)	Four Players (+14)	Malarchuk (3.35)
1991-92	Ray (354)	LaFontaine (+10)	Draper (3.21)
1992-93	May (242)	Bodger (+14)	Hasek (3.15)
1993-94	Ray (274)	Muni (+28)	Hasek (1.95)
1994-95	Ray (173)	Khmylev (+8)	Hasek (2.11)

Sabres' Career Leaders

Games Played	Tot.	Goals	Tot.
Gil Perreault	1191	Gil Perreault	512
Craig Ramsay	1070	Rick Martin	382
Mike Ramsey	911	Dave Andreychuk	348
Bill Hajt	854	Danny Gare	267
Don Luce	766	Craig Ramsay	252
Dave Andreychuk	763	Mike Foligno	247
Rick Martin	681	Rene Robert	222
Ric Seiling	664	Don Luce	216
Mike Foligno	662	Alexander Mogilny (19)	211
Lindy Ruff	608	Phil Housley	178
Phil Housley	608		
Assists	Tot.	Points	Tot.
Gil Perreault	814	Gil Perreault	1326
Dave Andreychuk	423	Dave Andreychuk	771
Craig Ramsay	420	Rick Martin	695
Phil Housley	380	Craig Ramsay	672
Rene Robert	330	Phil Housley	558
Rick Martin	313	Rene Robert	552
Don Luce	310	Don Luce	526
Dale Hawerchuk (11)	275	Mike Foligno	511
Mike Foligno	254	Danny Gare	500
Mike Ramsey	256	Alexander Mogilny (47)	444
Penalty Minutes	Tot.	Power Play Goals	Tot.
Rob Ray (173)	1,459	Dave Andreychuk	153
Mike Foligno	1,450	Gil Perreault	128
Larry Playfair	1,390	Rick Martin	112
Lindy Ruff	1,126	Alexander Mogilny (12)	78
Jim Schoenfeld	1,025	Danny Gare	66
Mike Ramsey	924	Phil Housley	61
Mike Hartman	890	Mike Foligno	61
Jerry Korab	870	Pierre Turgeon	57
Brad May (87)	809	Rene Robert	53
Danny Gare	686	Pat LaFontaine (6)	50
Game-Winning Goals	Tot.	Hat Tricks	Tot.
Gil Perreault	81	Rick Martin	21
Rick Martin	47	Gil Perreault	18
Mike Foligno	43	Alexander Mogilny	10
Danny Gare	35	Danny Gare	10
Dave Andreychuk	34	Dave Andreychuk	8
Rene Robert	32	Mike Foligno	5
Craig Ramsay	32	Rene Robert	5
Don Luce	30	Pat LaFontaine	5
Alexander Mogilny (2)	29	Andre Savard	4
Jim Lorentz	25	Four tied at	3

Sabres' Career Leaders

Short-Handed Goals	Tot.
Craig Ramsay	27
Don Luce	21
Wayne Presley (5)	11
Ric Seiling	9
Gil Perreault	8
Gilles Hamel	8
Christian Ruuttu	8
Bob Sweeney (2)	8
Andre Savard	7
Dave Hannan (2)	7

Shots	Tot.
Gil Perreault	2,837
Dave Andreychuk	2,223
Rick Martin	2,192
Phil Housley	1,610
Don Luce	1,562
Rene Robert	1,481
Danny Gare	1,480
Craig Ramsay	1,479
Mike Foligno	1,438
Alexander Mogilny (148)	1,333

Goalie Minutes	Total
Don Edwards	17,969
Tom Barrasso	15,463
Bob Sauve	14,063
Daren Puppa	11,763
Roger Crozier	10,980
Jacques Cloutier	7,442
Dominik Hasek (2,416)	7,203
Gerry Desjardins	6,802
Dave Dryden	6,440
Clint Malarchuk	5,692

Shutouts	Tot.
Don Edwards	14
Tom Barrasso	13
Dominik Hasek (5)	12
Roger Crozier	10
Bob Sauve	7
Daren Puppa	5
Dave Dryden	5
Gerry Desjardins	5
Gary Bromley	4
Grant Fuhr	2
Clint Malarchuk	2

Game-Tying Goals	Tot.
Danny Gare	21
Rick Martin	20
Gil Perreault	16
Craig Ramsay	15
Rene Robert	10
Don Luce	10
Mike Foligno	8
Dave Andreychuk	8
Gerry Meehan	7
Ric Seiling	6
Larry Playfair	6

Goalie Games	Tot.
Don Edwards	307
Tom Barrasso	266
Bob Sauve	246
Daren Puppa	215
Roger Crozier	202
Jacques Cloutier	144
Dominik Hasek (41)	127
Dave Dryden	120
Gerry Desjardins	116
Clint Malarchuk	102

Goalie Wins	Tot.
Don Edwards	156
Tom Barrasso	124
Bob Sauve	119
Daren Puppa	96
Roger Crozier	74
Gerry Desjardins	66
Dominik Hasek (19)	60
Jacques Cloutier	50
Dave Dryden	43
Clint Malarchuk	39

Goalie Win. Pct.	W	L	T	Pct.
Gerry Desjardins	66	30	18	.657
Don Edwards	156	83	61	.622
Gary Bromley	29	17	14	.600
Bob Sauve	113	76	39	.581
Daren Puppa	96	68	28	.573
Dominik Hasek	60	44	17	.566
Tom Barrasso	124	102	28	.543
Clint Malarchuk	39	39	16	.500
Tom Draper	15	15	5	.500
Roger Crozier	74	76	29	.494

(Minimum 25 games played)

1994-95 totals in parentheses.

Individual Records

OVERALL	ONE SEASON	CAREER
Most Games Played:	84 - Four players	1191 - Gil Perreault
Most Goals:	76 - Alexander Mogilny (92-93)	512 - Gil Perreault
Most Assists:	95 - Pat LaFontaine (92-93)	814 - Gil Perreault
Most Points:	148 - LaFontaine (92-93)	1326 - Gil Perreault
Most Penalty Minutes:	354 - Rob Ray (91-92)	1459 - Rob Ray
Most Hat Tricks:	7 - Two players	21 - Rick Martin
Most PPG:	28 - Dave Andreychuk (91-92)	153 - Dave Andreychuk
Most SHG:	8 - Don Luce (74-75)	27 - Craig Ramsay
Most GWG:	11 - Two players	81 - Gil Perreault
Most GTG:	6 - Danny Gare (77-78)	21 - Danny Gare
Most Shots:	360 - Alexander Mogilny (92-93)	2837 - Gil Perreault

LEFT WINGS		
Most Games Played:	84 - Randy Wood & Brad May (93-94)	1070 - Craig Ramsay
Most Goals:	52 - Rick Martin (twice)	382 - Rick Martin
Most Assists:	51 - Dave Andreychuk (85-86)	423 - Dave Andreychuk
Most Points:	95 - Rick Martin (74-75)	771 - Dave Andreychuk
Most Penalty Minutes:	354 - Rob Ray (91-92)	1459 - Rob Ray

CENTERS		
Most Games Played:	84 - Pat LaFontaine (92-93)	1191 - Gil Perreault
Most Goals:	53 - Pat LaFontaine (92-93)	512 - Gil Perreault
Most Assists:	95 - Pat LaFontaine (92-93)	814 - Gil Perreault
Most Points:	148 - Pat LaFontaine (92-93)	1326 - Gil Perreault
Most Penalty Minutes:	120 - Benoit Hogue (88-89)	500 - Gil Perreault

RIGHT WINGS		
Most Games Played:	80 - Three players	664 - Ric Seiling
Most Goals:	76 - Alexander Mogilny (92-93)	267 - Danny Gare
Most Assists:	60 - Rene Robert (74-75)	330 - Rene Robert
Most Points:	127 - Alexander Mogilny (92-93)	552 - Rene Robert
Most Penalty Minutes:	295 - Gord Donnelly (91-92)*	1450 - Mike Foligno

DEFENSEMEN		
Most Games Played:	84 - Richard Smehlik (93-94)	911 - Mike Ramsey
Most Goals:	29 - Phil Housley (87-88)	156 - Phil Housley
Most Assists:	60 - Phil Housley (89-90)	334 - Phil Housley
Most Points:	81 - Phil Housley (89-90)	490 - Phil Housley
Most Penalty Minutes:	258 - Larry Playfair (81-82)	1390 - Larry Playfair

GOALIES		
Most Games Played:	72 - Don Edwards (77-78)	307 - Don Edwards
Most Minutes Played:	4209 - Don Edwards (77-78)	17969 - Don Edwards
Most Wins:	38 - Don Edwards (77-78)	156 - Don Edwards
Most Losses:	34 - Roger Crozier (71-72)	102 - Tom Barrasso
Most Shutouts:	7 - Dominik Hasek (93-94)	14 - Don Edwards
Most Penalty Minutes:	50 - Tom Barrasso (87-88)	182 - Tom Barrasso
Most Assists:	6 - Tom Barrasso (84-85)	17 - Tom Barrasso
Lowest GAA:	1.95 - Dominik Hasek (93-94)	2.24 - Dominik Hasek

*-has spent part of his career at defense

Individual Career Records

Most Seasons: Gil Perreault - 17 (1970-71 to 1986-87)
 Most Consecutive Games Played: 776 - Craig Ramsay, Mar. 27, 1973 to Feb. 10, 1983.
 Most 20-Goal Seasons: 15 - Gil Perreault.
 Most 30-Goal Seasons: 10 - Gil Perreault.
 Most 40-Goal Seasons: 5 - Rick Martin.
 Most 50-Goal Seasons: 2 - Danny Gare and Rick Martin.
 Most Consecutive 20-Goal Seasons: 12 - Gil Perreault (1974-75 to 1985-86).
 Most Consecutive 30-Goal Seasons: 6 - Rick Martin (1971-72 to 1976-77).
 Most Consecutive 40-Goal Seasons: 3 - Rick Martin (1973-74 to 1975-76).
 Most Consecutive 50-Goal Seasons: 2 - Rick Martin (1973-74 to 1974-75).

Career Point Leaders Against Sabres

Name	Total
Michel Goulet	100
Ray Bourque	99
Peter Stastny	92
Ron Francis	79
Wayne Gretzky	75
x - Guy Lafleur	74
x - Phil Esposito	69
x - Larry Robinson	69
x - Marcel Dionne	68
Bryan Trottier	63
x - Jean Ratelle	61
Joe Sakic	59
Denis Savard	58
Stephane Richer	56
Dale Hunter	55
Kevin Dineen	54
Mark Messier	54
x - Barry Pederson	54
Steve Yzerman	54
x - Bobby Smith	53
Mario Lemieux	52
Dave Babych	49
Mike Gartner	48
Adam Oates	48
Pat Verbeek	48
Jari Kurri	47
Joe Mullen	47
x - Ryan Walter	45
Cam Neely	44

Name	Total
Brian Bellows	39
Guy Carbonneau	39
Kirk Muller	39
Ray Ferraro	38
Larry Murphy	38
Keith Acton	36
Chris Chelios	36
Steve Kasper	36
Paul Coffey	35
Bernie Nicholls	35
x - Dave Taylor	34
Andrew Cassels	34
Neal Broten	33
Dean Evason	33
x - John Ogronick	33
Doug Gilmour	32
Glenn Anderson	31
Bob Carpenter	31
Jaromir Jagr	31
Luc Robitaille	31

x - retired

Biggest Wins & Biggest Losses

IN SABRES' HISTORY

Date	Opponent & Score	Date	Opponent & Score
12-21-75	Washington - 14-2	11-7-70	@ Montreal - 11-2
2-25-78	@ Cleveland - 13-3	3-13-71	@ St. Louis - 9-0
3-19-81	Toronto - 14-4	10-10-81	@ Montreal - 9-0
2-7-80	Pittsburgh - 9-0	12-22-87	@ Boston - 9-0
3-27-80	Detroit - 10-1	11-5-88	@ Calgary - 9-0
12-7-80	Pittsburgh - 10-1	12-6-88	@ Hartford - 9-0
11-13-83	Calgary - 11-2	11-18-87	@ Hartford - 9-1
10-30-93	Ottawa - 12-3		(Eight games tied at seven.)
3-16-75	@ Toronto - 11-3		
10-22-75	N.Y. Rangers - 9-1		Biggest home loss:
1-27-80	Los Angeles - 9-1		1-6-77 vs. Montreal (9-2)
4-5-80	@ Pittsburgh - 9-1		
3-4-83	Pittsburgh - 10-2		

Individual Game Records

Most Goals: 5 - Dave Andreychuk at Boston, Feb. 6, 1986.

Most Goals by a Defenseman: 3 - Phil Housley vs. New Jersey, Jan. 22, 1988 and vs. Winnipeg, Jan. 23, 1983; Hannu Virta at Montreal, Mar. 19, 1983; Jim Schoenfeld at Winnipeg, Mar. 13, 1981; John Van Boxmeer at N.Y. Islanders, Nov. 7, 1981; Jerry Korab vs. Minnesota, Nov. 19, 1978.

Most Assists: 5 - Gil Perreault vs. Winnipeg Jan. 4, 1984, vs. St. Louis Mar. 9, 1980, at California, Feb. 1, 1976; Dale Hawerchuk Jan. 15, 1992 at New Jersey; Pat LaFontaine at Winnipeg Feb. 10, 1993, vs. N.Y. Rangers Dec. 31, 1992, at Los Angeles Mar. 19, 1992.

Most Assists by a Defenseman: 4 - Bill Hajt vs. N.Y. Rangers, Nov. 13, 1976; Phil Housley at Quebec, Dec. 23, 1989.

Most Points: 7 - Gil Perreault at California, Feb. 1, 1976.

Most Points by a Defenseman: 5 - John Van Boxmeer at N.Y. Islanders, Nov. 7, 1981; Phil Housley at Quebec, Dec. 23, 1989.

Most Penalty Minutes: 39 - Reg Fleming vs. Pittsburgh, Oct. 18, 1970.

Most Shots on Goal: 12 - Alexander Mogilny at St. Louis, Mar. 16, 1993; Dave Andreychuk vs. Hartford, Nov. 13, 1992; Ken Priestlay vs. N.Y. Rangers, Mar. 4, 1988; Mike Foligno vs. Hartford, Mar. 3, 1982; Jim Schoenfeld vs. Toronto, Dec. 10, 1978; Rene Robert vs. Boston, Apr. 1, 1976.

Most Saves: 64 - Joe Daley at Boston, Dec. 10, 1970.

Fewest Saves in Complete Game: 7 - Al Smith vs. Kansas City, Mar. 21, 1976.

Most Saves in a Shutout: 38 - Gerry Desjardins vs. St. Louis, Nov. 10, 1976

Fewest Saves in a Shutout: 14 - Gary Bromley vs. Minnesota, Dec. 8, 1974; Don Edwards vs. Detroit, Dec. 10, 1979; Tom Barrasso vs. Winnipeg, Dec. 28, 1984; Tom Barrasso vs. Hartford, Jan. 19, 1985; Tom Barrasso vs. Hartford, Apr. 5, 1987.

Team Game Records

Most Goals For: 14 (14-4 vs. Toronto on Mar. 19, 1981; 14-2 vs. Washington on Dec. 21, 1975)
Most Goals Against: 11 (11-2 at Montreal on Nov. 7, 1970)
Most Goals - Buffalo and Opponent: 18 (14-4 win vs. Toronto on Mar. 19, 1981)

Greatest Winning Margin: 12 (14-2 win vs. Washington on Dec. 21, 1975)
Greatest Losing Margin: 9 (9-0 loss at Hartford on Dec. 6, 1988; 9-0 loss at Calgary on Nov. 5, 1988; 9-0 loss at Boston on Dec. 22, 1987; 9-0 loss at Montreal on Oct. 10, 1981; 9-0 loss at St. Louis on Mar. 13, 1971; 11-2 loss at Montreal on Nov. 7, 1970.)
Highest Tie Score: 8-8 (at New Jersey on Jan. 15, 1992) ←
Lowest Tie Score: 0-0 (vs. Montreal on Oct. 15, 1986; at Quebec on Feb. 5, 1983; at Chicago on Oct. 31, 1979; vs. California on Nov. 9, 1972)

Most Buffalo Shots on Goal: 58 (vs. Kansas City on Feb. 2, 1975)
Fewest Buffalo Shots on Goal: 12 (vs. Calgary on Nov. 9, 1988)
Most Shots on Goal by Opponents: 72 (at Boston on Dec. 10, 1970)
Fewest Shots on Goal by Opponents: 8 (vs. Kansas City on Mar. 21, 1976)
Most Shots on Goal by Sabres and Opponents Combined: 100 (vs. Boston, Dec. 10, 1970)
Fewest Shots on Goal by Sabres and Opponents Combined: 33 (vs. Boston, Oct. 15, 1983)
Greatest Margin of Shots on Goal Favoring the Sabres: 37 (vs. Hartford, Mar. 3, 1982, 52-15)
Greatest Margin of Shots on Goal Favoring the Sabres' Opponents: 44 (vs. Boston, Dec. 10, 1970, 72-28)

Most Buffalo Shots on Goal in One Period: 26 (vs. Cleveland on Feb. 25, 1978)
Fewest Buffalo Shots on Goal in One Period: 0 (at Montreal on Feb. 19, 1981)
Most Shots on Goal Allowed in One Period: 30 (by Boston on Dec. 10, 1970)
Fewest Shots on Goal Allowed in One Period: 0 (by Kansas City on Mar. 21, 1976)
Most Shots by Sabres and Opponents Combined in One Period: 41 (vs. Kansas City, Feb. 2, 1975)
Least Shots by Sabres and Opponents Combined in One Period: 5 (vs. Minnesota, Mar. 14, 1972; vs. Los Angeles, Dec. 23, 1972; vs. St. Louis, Jan. 13, 1974)

Most Shots by the Sabres in an Overtime Period: 7 (vs. N.Y. Rangers, Nov. 21, 1990)
Most Shots by Opponents in an Overtime Period: 9 (vs. Vancouver, Jan. 8, 1991; vs. Minnesota, Feb. 23, 1991)
Most Shots by Sabres and Opponents Combined in an Overtime Period: 11 (vs. N.Y. Rangers, Nov. 21, 1990)

Most Buffalo Penalty Minutes: 188 (at Minnesota on Mar. 31, 1992)
Most Penalty Minutes by Opponents: 172 (at Minnesota on Mar. 31, 1992)
Most Penalty Minutes by Buffalo and Opponents: 360 (Buffalo at Minnesota, Mar. 31, 1992)

Fastest Two Buffalo Goals by One Player: :10 (Danny Gare at Washington on Nov. 8, 1980)
Fastest Two Goals Against by One Player: :10 (Darryl Sittler at Toronto on Feb. 19, 1972.)
Fastest Three Buffalo Goals by One Player: 3:49 (Don Luce at Washington on Dec. 22, 1974)
Fastest Three Goals Against by One Player: 4:55 (Rick Kehoe at Pittsburgh on Mar. 10, 1976)
Fastest Two Buffalo Goals: :04 (Lee Fogolin and Don Luce vs. California on Oct. 17, 1974)
Fastest Two Goals Against: :07 (Larry DePalma and Dave Snuggerud at San Jose on Nov. 5, 1992; Marcel Dionne and Hartland Monahan of Los Angeles on Jan. 11, 1978; Jim Moxey and Wayne Merrick at California on Feb. 1, 1976)
Fastest Three Buffalo Goals: :39 (Mar. 22, 1992 at Chicago)
Fastest Three Goals Against: :34 (Danny Gare twice and Bob Manno at Detroit on Oct. 26, 1984)
Fastest Two Goals, Both Teams: :04 (Marian Stastny and Dale McCourt at Quebec on Jan. 2, 1982)
Fastest Three Goals, Both Teams: :18 (Jim Moxey, Wayne Merrick and Danny Gare at California on Feb. 1, 1976)

Team Game Records

Fastest Buffalo Goal from Opening Face-off: :05 (Alexander Mogilny vs. Toronto, Dec. 21, 1991)
Fastest Opponents' Goal from Opening Face-Off: :09 (Jim Wiemer of N.Y. Rangers on Mar. 27, 1985; Yvon Cournoyer at Montreal on Dec. 22, 1973)
Fastest Buffalo Goal from Start of A Period: :05 (Alexander Mogilny vs. Toronto, Dec. 21, 1991)
Fastest Two Goals from Start of A Period: :31 (Rene Robert and Rick Martin at N.Y. Rangers on Jan. 10, 1974)
Fastest Goal by Rookie from Start of First NHL Game: :18 (Danny Gare vs. Boston on Oct. 10, 1974)

Most Buffalo Goals in One Period: 9 (vs. Toronto on Mar. 19, 1981)
Most Goals Allowed by Buffalo in One Period: 7 (at Montreal on November 7, 1970)
Most Goals, Buffalo and Opponent, in One Period: 12 (Buffalo, 9, and Toronto, 3, on Mar. 19, 1981)
Most Buffalo Points in One Game: 40 (vs. Washington on Dec. 21, 1975)
Most Buffalo Points in One Period: 23 (vs. Toronto on Mar. 19, 1981 and vs. Washington on Dec. 21, 1975)
Most Points, Buffalo and Opponent, in One Period: 31 (Buffalo, 23, and Toronto, 8, on Mar. 19, 1981)

→ Bold

Individual Season Records

Most Goals by a Rookie: 44 - Rick Martin (1971-72)
Most Assists by a Rookie: 47 - Phil Housley (1982-83)
Most Points by a Rookie: 74 - Rick Martin (1971-72)
Most Penalty Minutes by a Rookie: 309 - Brad May (1991-92)
Most Consecutive Goal-Scoring Games: 8 - Alexander Mogilny, Dec. 15, 1992 to Jan. 3, 1993 and Mike Foligno, Dec. 28, 1984 to Jan. 12, 1985.
Most Consecutive Assists-Scoring Games: 11 - Gil Perreault, Dec. 23, 1984 to Jan. 13, 1985.
Most Point-Scoring Games in Succession: 18 - Gil Perreault, 1971-72.
Highest Plus-Minus Rating: +61 - Don Luce (1974-75)
Highest Shooting Percentage (50 or more games): 24.4 - Peter McNab, 1974-75.

The Sabres On "Super Bowl Sunday"

DATE	OPPONENT	PLACE	SCORE
Jan. 17, 1971	Montreal	Buffalo	T 4-4
Jan. 16, 1972	Montreal	Buffalo	W 4-2
Jan. 14, 1973	Boston	Boston	L 6-0
Jan. 13, 1974	St. Louis	Buffalo	W 1-0
Jan. 12, 1975	Vancouver	Buffalo	W 5-1
Jan. 18, 1976	Minnesota	Buffalo	W 4-1
Jan. 9, 1977	Cleveland	Buffalo	W 7-4
Jan. 20, 1980	Edmonton	Buffalo	T 4-4
Jan. 31, 1988	Winnipeg	Buffalo	T 4-4
Jan. 22, 1989	Boston	Buffalo	W 6-4
Jan. 28, 1990	Pittsburgh	Buffalo	W 7-2
Jan. 27, 1991	Calgary	Buffalo	L 5-4
Jan. 26, 1992	Winnipeg	Buffalo	W 5-2
Jan. 31, 1993	Edmonton	Buffalo	L 5-4 (ot)
Jan. 30, 1994	Florida	Buffalo	L 3-2

The Sabres are 8-4-3 on Super Bowl Sunday (8-3-3 at home and 0-1-0 on the road).

The Sabres had a home game scheduled on Super Bowl Sunday of 1979 (Jan. 21) re-scheduled to Feb. 14 (2-1 win over the Islanders).

Team Season Records

CATEGORY	OVERALL	HOME	AWAY
Points - Most	113 (74-75)	63 (72-73)	51 (74-75)
- Least	51 (71-72)	31 (71-72)	20 (71-72)
Wins - Most	49 (74-75)	30 (72-73)	23 (83-84)
- Least	16 (71-72)	11 (71-72)	5 (71-72)
Losses - Most	44 (86-87)	19 (71-72)	26 (twice)
- Least	16 (74-75)	5 (79-80)	10 (74-75)
Ties - Most	21 (80-81)	12 (twice)	11 (72-73)
- Least	6 (85-86)	1 (85-86)	1 (83-84)
Overtime Games - Most	24 (90-91)	16 (90-91)	12 (92-93)
Overtime Wins - Most	5 (83-84)	2 (5 times)	3 (83-84)
Overtime Losses - Most	4 (4 times)	2 (5 times)	4 (86-87)
Goals Scored - Most	354 (74-75)	199 (74-75)	155 (74-75)
- Least	203 (71-72)	110 (71-72)	93 (71-72)
Goals Against - Most	308 (86-87)	147 (85-86)	168 (70-71)
- Least	201 (79-80)	80 (72-73)	106 (79-80)
Shutouts - Most	9 (93-94)	6 (72-73)	4 (twice)
Shutouts Against - Most	7 (70-71)	3 (70-71)	4 (twice)
Non-Shutout Streak	178 (11-18-83 to 1-4-86)	340 (11-23-77 to 2-12-86)	106 (2-12-91 to 11-29-93)
Longest Win Streak	10 (1-4-84 to 1-23-84)	12 (twice)	10 (12-10-83 to 1-23-84)
Longest Unbeaten Streak	14 (3-6-80 to 4-6-80)	21 (10-8-72 to 1-7-73)	10 (12-10-83 to 1-23-84)
Longest Losing Streak	7 (3 times)	6 (10-10-93 to 11-10-93)	7 (twice)
Longest Winless Streak	12 (11-23-91 to 12-20-91)	12 (1-27-91 to 3-10-91)	23 (10-30-71 to 2-19-72)

Longest Winning Streak at the Start of a Season: 8 (1975-76)

Longest Losing Streak at the Start of a Season: 2 (2 times)

Most Consecutive Ties: 4 (Four times)

Most Consecutive Ties at Home: 5 (1984-85)

Most Consecutive Ties on the Road: 4 (1981-82)

Most Power Play Goals:	105 (91-92)
Least Power Play Goals:	48 (73-74)
Most Power Play Goals Against:	95 (87-88)
Least Power Play Goals Against:	31 (77-78)
Most Short-handed Goals:	21 (93-94)
Least Short-handed Goals:	1 (71-72)
Most Short-handed Goals Against:	17 (92-93)
Least Short-handed Goals Against:	3 (77-78)
Most Penalty Minutes:	2713 (1991-92)
Least Penalty Minutes:	787 (1973-74)

Most 20 Goal Scorers:	9 (74-75)
Most 30 Goal Scorers:	6 (74-75)
Most 40 Goal Scorers:	3 (79-80, 75-76)
Most 50 Goal Scorers:	2 (92-93)
Most 60 Goal Scorers:	1 (92-93)
Most 70 Goal Scorers:	1 (92-93)
Most 70 Point Scorers:	6 (Two times)
Most 80 Point Scorers:	4 (91-92)
Most 90 Point Scorers:	3 (Three times)
Most 100 Point Scorers:	2 (92-93)

Sabres' Penalty Shots

November 5, 1970 at Buffalo - Paul Andrea unsuccessful vs. Vancouver's Dunc Wilson.
 December 20, 1973 at Buffalo - John Gould unsuccessful vs. Montreal's Michel Plasse.
 January 31, 1974 at Philadelphia - Rick Martin successful vs. Philadelphia's Bernie Parent.
 January 25, 1975 at Montreal - Rick Martin unsuccessful vs. Montreal's Michel Larocque.
 February 2, 1975 at Buffalo - Don Luce unsuccessful vs. Kansas City's Denis Herron.
 October 19, 1975 at Buffalo - Don Luce unsuccessful vs. Washington's Ron Low.
 February 4, 1976 at Los Angeles - Gil Perreault unsuccessful vs. Los Angeles' Rogie Vachon.
 February 22, 1976 at Buffalo - Rene Robert unsuccessful vs. Montreal's Ken Dryden.
 April 1, 1978 at Toronto - Gil Perreault unsuccessful vs. Toronto's Mike Palmateer.
 December 19, 1982 at Buffalo - Brent Peterson unsuccessful vs. Quebec's Dan Bouchard.
 November 25, 1983 at Buffalo - Gil Perreault successful vs. Chicago's Murray Bannerman.
 January 14, 1984 at Detroit - Brent Peterson unsuccessful vs. Detroit's Greg Stefan.
 October 31, 1984 at Buffalo - John Tucker successful vs. Philadelphia's Pelle Lindbergh.
 December 26, 1984 at Buffalo - John Tucker unsuccessful vs. Toronto's Rick St. Croix.
 November 22, 1986 at Quebec - Dave Andreychuk unsuccessful vs. Quebec's Clint Malarchuk.
 November 15, 1987 at Buffalo - Christian Ruutu unsuccessful vs. Toronto's Ken Wregget.
 *April 9, 1988 at Buffalo - John Tucker successful vs. Boston's Andy Moog.
 February 19, 1989 at Buffalo - Mike Foligno unsuccessful vs. Detroit's Glen Hanlon.
 October 17, 1990 at Buffalo - Pierre Turgeon successful vs. Montreal's Patrick Roy.
 October 12, 1991 at Quebec - Dave McLlwain unsuccessful vs. Quebec's Ron Tugnutt.
 January 10, 1992 at Buffalo - Alexander Mogilny unsuccessful vs. Edmonton's Bill Ranford.
 February 7, 1992 at Buffalo - Dave Andreychuk unsuccessful vs. Minnesota's Darcy Wakaluk.
 November 11, 1992 at Buffalo - Brad May successful vs. Boston's Andy Moog.
 November 29, 1992 at Ottawa - Pat LaFontaine successful vs. Ottawa's Peter Sidorkiewicz.
 December 17, 1993 at Buffalo - Alexander Mogilny unsuccessful vs. Los Angeles' Robb Stauber.
 January 11, 1994 at Chicago - Randy Wood successful vs. Chicago's Jeff Hackett.
 February 10, 1994 at Boston - Wayne Presley unsuccessful vs. Boston's Vincent Riendeau.

* - indicates a playoff game

Opponents' Penalty Shots

October 20, 1971 at Toronto - Paul Henderson unsuccessful vs. Roger Crozier.
 November 12, 1972 at Buffalo - Lowell McDonald of Pittsburgh unsuccessful vs. Roger Crozier.
 March 9, 1973 at Vancouver - Andre Boudrias successful vs. Roger Crozier.
 November 13, 1974 at Montreal - Steve Shutt unsuccessful vs. Gary Bromley.
 December 5, 1974 at Buffalo - Tommy Williams of Washington unsuccessful vs. Gary Bromley.
 January 23, 1975 at Buffalo - Pierre Jarry of Detroit unsuccessful vs. Roger Crozier.
 February 22, 1981 at Buffalo - Steve Shutt of Montreal unsuccessful vs. Don Edwards.
 December 17, 1981 at Philadelphia - Behn Wilson successful vs. Don Edwards.
 March 29, 1983 at Hartford - Blaine Stoughton successful vs. Bob Sauve.
 March 9, 1984 at Buffalo - Marcel Dionne of Los Angeles successful vs. Tom Barrasso.
 January 5, 1985 at New York Islanders - Bryan Trottier unsuccessful vs. Tom Barrasso.
 January 24, 1991 at Chicago - Dave Manson unsuccessful vs. Darcy Wakaluk.
 January 29, 1992 at Detroit - Steve Yzerman successful vs. Daren Puppia.
 March 4, 1992 at Quebec - Mats Sundin successful vs. Tom Draper.
 March 8, 1992 at Buffalo - Marty McInnis of New York Islanders unsuccessful vs. Tom Draper.
 March 17, 1992 at Minnesota - Ulf Dahlin unsuccessful vs. Daren Puppia.
 March 10, 1993 at Quebec - Alexei Gusarov successful vs. Grant Fuhr.
 March 8, 1995 at Montreal - Mark Recchi unsuccessful vs. Dominik Hasek

Regular Season Overtime Goals

Date	Opponent	Scorer	Score	Time
Oct. 26, 1983	@ Detroit	Sieve Yzerman	6-5 Det	4:38
Nov. 16, 1983	@ Winnipeg	Mike Ramsey	6-5 Buf	0:17
Feb. 8, 1984	@ Pittsburgh	Dave Andreychuk	6-5 Buf	0:31
Feb. 17, 1984	Minnesota	Dave Andreychuk	5-4 Buf	1:31
Feb. 21, 1984	@ Philadelphia	Phil Housley	5-4 Buf	4:09
Mar. 11, 1984	Hartford	Mike Foligno	4-3 Buf	1:53
Oct. 13, 1984	@ Toronto	Jim Benning	4-3 Tor	2:41
Feb. 15, 1985	Montreal	Mats Naslund	4-3 Mtl	2:31
Mar. 24, 1985	Boston	Dave Reid	4-3 Bos	0:56
Nov. 30, 1985	@ Toronto	Steve Thomas	3-2 Tor	0:26
Jan. 17, 1986	Montreal	Gates Orlando	5-4 Buf	1:11
Mar. 11, 1986	@ St. Louis	Charlie Bourgeois	3-2 STL	2:04
Oct. 22, 1986	@ Pittsburgh	Randy Cunneynworth	5-4 Pit	2:30
Nov. 12, 1986	N.Y. Rangers	Walt Poddubny	2-1 NYR	2:01
Dec. 20, 1986	@ Toronto	Steve Thomas	5-4 Tor	4:55
Jan. 8, 1987	@ Minnesota	Brian Bellows	5-4 Min	1:05
Jan. 18, 1987	Edmonton	Scott Arniel	6-5 Buf	1:49
Feb. 14, 1988	Chicago	Steve Thomas	4-3 Chi	3:48
Oct. 9, 1988	@ Philadelphia	Ron Sutter	4-3 Phi	2:44
Nov. 13, 1988	Edmonton	Esa Tikkanen	5-4 Edm	3:25
Nov. 25, 1988	Chicago	Phil Housley	5-4 Buf	3:15
Dec. 3, 1988	@ Montreal	Guy Carbonneau	3-2 Mtl	4:22
Jan. 4, 1989	Hartford	Kevin Dineen	5-4 Hfd	3:19
Jan. 21, 1989	@ Boston	Pierre Turgeon	6-5 Buf	3:58
Oct. 27, 1989	Toronto	Pierre Turgeon	6-5 Buf	2:30
Dec. 7, 1989	@ Philadelphia	Ron Sutter	4-3 Phi	0:24
Dec. 29, 1989	Boston	Craig Janney	4-3 Bos	1:33
Feb. 20, 1990	@ Winnipeg	Mike Hartman	4-3 Buf	2:06
Mar. 14, 1990	Los Angeles	Bob Kudelski	6-5 LA	1:25
Mar. 18, 1990	Winnipeg	Phil Housley	4-3 Buf	2:03
Mar. 30, 1990	@ Pittsburgh	Uwe Krupp	3-2 Buf	1:00
Nov. 23, 1990	Edmonton	Benoit Hogue	3-2 Buf	0:34
Dec. 7, 1990	Hartford	Scott Young	4-3 Hfd	0:53
Dec. 20, 1990	@ Hartford	Dave Andreychuk	4-3 Buf	1:07
Feb. 6, 1991	St. Louis	Brett Hull	5-4 STL	4:15
Mar. 20, 1991	Montreal	Dave Andreychuk	3-2 Buf	1:14
Nov. 8, 1991	Philadelphia	Donald Audette	4-3 Buf	1:29
Nov. 29, 1991	N.Y. Rangers	Mark Messier	5-4 NYR	0:43
Jan. 23, 1992	@ Pittsburgh	Donald Audette	5-4 Buf	4:15
Mar. 28, 1992	@ Boston	Steve Heinze	4-3 Bos	3:59
Oct. 16, 1992	Tampa Bay	Bob Sweeney	5-4 Buf	2:30
Nov. 2, 1992	@ N.Y. Rangers	Darren Turcotte	7-6 NYR	0:58
Jan. 3, 1993	St. Louis	Brad May	6-5 Buf	1:20
Jan. 17, 1993	@ Edmonton	Zdeno Ciger	3-2 Edm	0:25
Jan. 19, 1993	@ Calgary	Yuri Khmylev	3-2 Buf	2:07
Jan. 26, 1993	@ Philadelphia	Bob Sweeney	4-3 Buf	2:23
Jan. 31, 1993	Edmonton	Kelly Buchberger	5-4 Edm	0:46
Apr. 13, 1993	Montreal	Brian Bellows	3-2 Mtl	3:50
Dec. 2, 1993	@ Florida	Jesse Belanger	2-1 Fla	0:23
Dec. 26, 1993	@ NY Islanders	Benoit Hogue	4-3 NYI	2:28
Jan. 7, 1994	Pittsburgh	Ron Francis	4-3 Pit	4:54
Mar. 30, 1994	Tampa Bay	Brian Bradley	3-2 TB	3:52
Mar. 14, 1995	@ Florida	Yuri Khmylev	2-1 Buf	0:54
Mar. 18, 1995	@ Ottawa	Troy Murray	4-3 Ott	3:42

All-Time Record in Overtime Decisions: 23-31

Sabres' Overtime Goal Scorers

Dave Andreychuk - 4
Phil Housley - 3
Pierre Turgeon - 2
Donald Audette - 2
Bob Sweeney - 2

Yuri Khmylev - 2
Scott Arniel - 1
Mike Hartman - 1
Benoit Hogue - 1
Brad May - 1

Mike Foligno - 1
Mike Ramsey - 1
Uwe Krupp - 1
Gates Orlando - 1

Sabres' Hat Tricks

PLAYER	OPPONENT	DATE	PLACE
Gil Perreault	California	1-29-71	California
Eddie Shack	Los Angeles	2- 4-71	Buffalo
Gerry Meehan	Detroit	2-20-71	Detroit
Steve Atkinson	Minnesota	2-28-71	Buffalo
Eddie Shack	Boston	3-21-71	Boston
Eddie Shack	Pittsburgh	3-31-71	Pittsburgh
Rick Martin	Vancouver	10-30-71	Vancouver
Craig Ramsay	Minnesota	12- 5-71	Buffalo
Rick Martin	California	1- 2-72	Buffalo
Rick Martin (4)	Atlanta	10-22-72	Buffalo
Gerry Meehan	Minnesota	12- 2-72	Minnesota
Rene Robert	Minnesota	12- 2-72	Minnesota
Gerry Meehan	Chicago	12-28-72	Buffalo
Rick Martin	California	10-31-73	Buffalo
Rick Dudley	NY Rangers	12- 6-73	Buffalo
Jim Lorentz	Detroit	12-31-73	Detroit
Rick Martin	Pittsburgh	1- 3-74	Buffalo
Rick Martin	Minnesota	3-17-74	Buffalo
Rick Martin	St. Louis	4- 7-74	Buffalo
Gil Perreault	Boston	10-10-74	Buffalo
Rene Robert	Montreal	11-13-74	Montreal
Rick Martin (4)	Washington	12- 3-74	Washington
Gil Perreault	Washington	12- 5-74	Washington
Don Luce	Washington	12-22-74	Washington
Craig Ramsay	Washington	2-21-75	Washington
Rick Martin	Toronto	3-16-75	Toronto
Gil Perreault	Toronto	3-16-75	Toronto
Danny Gare	Toronto	10-12-75	Buffalo
Rick Martin	Washington	10-19-75	Buffalo
Rick Martin	NY Rangers	10-22-75	Buffalo
Rick Martin	Minnesota	12-18-75	Buffalo
Rick Martin (4)	Washington	12-21-75	Buffalo
Fred Stanfield	Washington	12-21-75	Buffalo
Rick Martin	Montreal	1- 5-76	Montreal
Gil Perreault	Vancouver	1- 8-76	Buffalo
Danny Gare	California	2- 1-76	California
Rick Martin	Chicago	3- 4-76	Buffalo
Gil Perreault	Minnesota	3-14-76	Minnesota
Jim Lorentz	Minnesota	3-14-76	Minnesota
Rick Martin	Toronto	3-27-76	Toronto
Danny Gare	Toronto	4- 4-76	Buffalo
Rick Martin	Vancouver	11-24-76	Buffalo
Rick Martin	NY Rangers	12-16-76	Buffalo
Andre Savard	Cleveland	1- 9-77	Buffalo
Rene Robert	Minnesota	2-13-77	Buffalo
Rene Robert	Toronto	2-14-77	Buffalo
Jim Lorentz	Chicago	3- 2-77	Buffalo
Rene Robert	St. Louis	4- 3-77	Buffalo
Danny Gare	Colorado	10-20-77	Buffalo
Craig Ramsay	Colorado	10-20-77	Buffalo
Gil Perreault	St. Louis	11- 6-77	Buffalo
Gil Perreault	Washington	11-19-77	Washington
Gil Perreault	Los Angeles	12-15-77	Los Angeles
Gil Perreault	Cleveland	1-12-78	Cleveland

Sabres' Hat Tricks

PLAYER	OPPONENT	DATE	PLACE
Danny Gare	Cleveland	2-25-78	Cleveland
Rick Martin	St. Louis	10-28-78	St. Louis
Jerry Korab	Minnesota	11-19-78	Buffalo
Andre Savard	Minnesota	11-19-78	Buffalo
Rick Martin	Boston	3-28-79	Boston
Danny Gare	Boston	4-5-79	Boston
Jacques Richard	Colorado	4-8-79	Buffalo
Danny Gare	Winnipeg	12-31-79	Buffalo
Rick Dudley	Los Angeles	1-16-80	Los Angeles
Danny Gare	Pittsburgh	2-7-80	Buffalo
Rick Martin (4)	St. Louis	3-9-80	Buffalo
Danny Gare	Winnipeg	10-22-80	Buffalo
Rick Dudley	Pittsburgh	12-7-80	Buffalo
Gil Perreault	Quebec	1-21-81	Quebec
Andre Savard	Detroit	2-6-81	Buffalo
Ric Seiling	Washington	2-12-81	Buffalo
Danny Gare	Philadelphia	3-8-81	Buffalo
Jim Schoenfeld	Winnipeg	3-13-81	Winnipeg
Gil Perreault	Toronto	3-19-81	Buffalo
Andre Savard	Toronto	3-19-81	Buffalo
Tony McKeegney	Toronto	10-23-81	Buffalo
John Van Boxmeer	NY Islanders	11-7-81	New York
Lindy Ruff	NY Islanders	11-29-81	Buffalo
Tony McKeegney	Colorado	12-9-81	Buffalo
Gil Perreault	Detroit	12-12-81	Buffalo
Yvon Lambert	Toronto	1-15-82	Buffalo
Mike Foligno	Colorado	2-21-82	Buffalo
Gil Perreault	Edmonton	2-24-82	Buffalo
Gil Perreault	Washington	10-16-82	Washington
Phil Housley	Winnipeg	1-23-83	Buffalo
Paul Cyr	Boston	3-3-83	Boston
Hannu Virta	Montreal	3-19-83	Montreal
Gilles Hamel	Winnipeg	10-23-83	Buffalo
Mike Foligno	Calgary	11-13-83	Buffalo
Gil Perreault	Calgary	11-13-83	Buffalo
Real Cloutier	Quebec	12-29-83	Buffalo
Real Cloutier	Winnipeg	1-4-84	Buffalo
John Tucker	Toronto	4-1-84	Buffalo
Mike Foligno	Quebec	10-19-84	Buffalo
Sean McKenna	Boston	12-5-84	Buffalo
Gil Perreault	Calgary	2-9-85	Calgary
Gil Perreault	Quebec	11-22-85	Buffalo
Lindy Ruff (4)	Quebec	12-15-85	Buffalo
Mike Foligno	NY Islanders	12-29-85	Buffalo
Dave Andreychuk (5)	Boston	2-6-86	Boston
Wilf Paiement	St. Louis	2-26-87	Buffalo
Dave Andreychuk	Quebec	12-3-87	Buffalo
Dave Andreychuk	Montreal	1-6-88	Montreal
Phil Housley	New Jersey	1-22-88	Buffalo
Dave Andreychuk	N.Y. Islanders	2-6-88	N.Y. Islanders
Ray Sheppard	Quebec	2-21-88	Buffalo
Ray Sheppard	Vancouver	3-13-88	Vancouver
Dave Andreychuk	Pittsburgh	10-12-88	Buffalo
Adam Creighton	N.Y. Rangers	11-2-88	Buffalo

178

Sabres' Hat Tricks

PLAYER	OPPONENT	DATE	PLACE
Mike Foligno	Hartford	1-31-89	Hartford
Pierre Turgeon	New Jersey	12-1-89	Buffalo
Dave Andreychuk	Detroit	3-27-90	Detroit
Pierre Turgeon	Hartford	10-28-90	Buffalo
Dale Hawerchuk	Winnipeg	3-13-91	Winnipeg
Alexander Mogilny	Washington	3-31-91	Buffalo
Pat LaFontaine	San Jose	11-12-91	San Jose
Dave Andreychuk	Boston	11-23-91	Boston
Tony Tanti	Edmonton	12-20-91	Buffalo
Alexander Mogilny	N.Y. Islanders	1-3-92	Buffalo
Pat LaFontaine	Edmonton	1-10-92	Buffalo
Pat LaFontaine	Montreal	1-25-92	Montreal
Dale Hawerchuk	San Jose	2-14-92	Buffalo
Pat LaFontaine	New Jersey	3-6-92	Buffalo
Dave Andreychuk (4)	Los Angeles	3-19-92	Los Angeles
Alexander Mogilny	Quebec	10-8-92	Buffalo
Dave Andreychuk (4)	Hartford	11-13-92	Buffalo
Alexander Mogilny	Boston	12-9-92	Buffalo
Alexander Mogilny	Washington	12-23-92	Buffalo
Yuri Khmylev	N.Y. Rangers	12-31-92	Buffalo
Alexander Mogilny	N.Y. Rangers	12-31-92	Buffalo
Alexander Mogilny	Ottawa	1-2-93	Ottawa
Pat LaFontaine	Calgary	1-10-93	Buffalo
Alexander Mogilny (4)	Winnipeg	2-10-93	Winnipeg
Alexander Mogilny (4)	Detroit	2-24-93	Buffalo
Alexander Mogilny	Winnipeg	11-19-93	Buffalo
Derek Plante	Tampa Bay	12-1-93	Tampa Bay
Donald Audette	Ottawa	3-30-95	Buffalo

Players listed scored three goals unless otherwise noted.

Hat Tricks Against The Sabres

PLAYER	TEAM	DATE	PLACE
Dave Balon	N.Y. Rangers	12-22-70	Buffalo
Rosaire Paiement (4)	Vancouver	2-9-71	Vancouver
Garry Unger	St. Louis	3-13-71	St. Louis
Bill Goldsworthy	Minnesota	10-23-71	Minnesota
Darryl Sittler	Toronto	2-19-72	Toronto
Jim Johnston	California	3-8-72	California
Bob Schmutz (4)	Vancouver	11-19-72	Vancouver
Pete Stelmowski	N.Y. Rangers	1-11-73	Buffalo
Phil Esposito (4)	Boston	1-14-73	Boston
Bill Flett	Philadelphia	1-21-73	Buffalo
Bill McCreary	Atlanta	1-28-73	Buffalo
Ray Comeau	Atlanta	1-28-73	Buffalo
Yvon Cournoyer	Montreal	12-22-73	Montreal
Billy Harris	N.Y. Islanders	3-3-74	Buffalo
Bob Nevin	Los Angeles	10-13-74	Buffalo
Don Kozak	Los Angeles	10-24-74	Los Angeles
Guy Lapointe	Montreal	11-13-74	Montreal
Larry Romanchych	Atlanta	12-14-75	Buffalo
Butch Goring	Los Angeles	1-1-76	Buffalo
Rick Kehoe	Pittsburgh	3-10-76	Pittsburgh

179

Hat Tricks Against The Sabres

PLAYER	TEAM	DATE	PLACE
Bernie Federko	St. Louis	2-5-77	St. Louis
Marcel Dionne	Los Angeles	2-27-77	Buffalo
Guy Lafleur	Montreal	12-2-78	Montreal
Wayne Cashman	Boston	12-31-78	Buffalo
Lanny McDonald	Toronto	4-1-79	Buffalo
Blaine Stoughton	Hartford	11-21-79	Hartford
Mark Napier (4)	Montreal	12-3-80	Buffalo
Dan Labraaten	Calgary	2-14-81	Calgary
Dwight Foster	Boston	3-1-81	Boston
Stan Smyl	Vancouver	3-27-82	Vancouver
Wayne Gretzky	Edmonton	2-24-82	Buffalo
Peter Stastny	Quebec	10-6-82	Buffalo
Peter Stastny	Quebec	10-9-82	Quebec
John Paul Kelly	Los Angeles	2-10-83	Los Angeles
Tim Young	Minnesota	3-8-83	Minnesota
Darcy Rota	Vancouver	3-12-83	Vancouver
Anton Stastny	Quebec	10-8-83	Quebec
Wayne Babych	St. Louis	12-6-83	St. Louis
Paul Lawless	Hartford	12-13-85	Buffalo
Steve Larmer	Boston	12-31-85	Buffalo
Steve Larmer	Chicago	3-12-86	Chicago
Wendel Clark (4)	Toronto	10-11-86	Toronto
Mario Lemieux	Toronto	10-17-86	Buffalo
Michel Goulet	Pittsburgh	10-17-86	Buffalo
Brent Ashton	Quebec	11-21-86	Quebec
Peter Zezel	Quebec	12-13-86	Buffalo
Tony McKegney	Philadelphia	1-28-87	Buffalo
Ron Francis	N.Y. Rangers	2-24-87	Buffalo
Bernie Nicholls	Hartford	11-19-87	Hartford
Bob Carpenter	Buffalo	11-22-87	Buffalo
Joe Nieuwendyk (4)	Los Angeles	11-22-87	Buffalo
Cam Neely	Calgary	12-13-87	Buffalo
Peter Stastny	Boston	1-16-88	Boston
Tony Tanti	Quebec	2-21-88	Buffalo
Stephane Richer	Vancouver	3-13-88	Vancouver
Joe Mullen	Montreal	4-2-88	Montreal
Trevor Linden	Calgary	11-5-88	Calgary
Wayne Gretzky	Calgary	11-22-88	Vancouver
Mario Lemieux	Vancouver	11-22-88	Vancouver
Pat LaFontaine	Trevor Linden	2-5-89	Los Angeles
Vincent Damphousse	Wayne Gretzky	2-14-89	Pittsburgh
Bryan Fogarty	Mario Lemieux	2-14-89	Pittsburgh
Owen Nolan	Pat LaFontaine	12-31-89	Buffalo
Murray Craven	Toronto	3-16-90	Buffalo
Steve Yzerman	Quebec	12-1-90	Quebec
Kevin Miller	Quebec	10-12-91	Quebec
Joe Juneau	Hartford	12-7-91	Hartford
Sergei Nemchinov	Detroit	1-29-92	Detroit
Kelly Buchberger	Detroit	2-12-92	Buffalo
Brian Bellows (4)	Kevin Miller	1-12-93	Boston
Kevin Dineen	Joe Juneau	1-29-93	Buffalo
Shawn Burr	Sergei Nemchinov	1-31-93	Buffalo
	Kelly Buchberger	2-27-93	Montreal
	Brian Bellows (4)	2-27-93	Montreal
	Kevin Dineen	4-15-93	Buffalo
	Shawn Burr	10-18-93	Buffalo

Players listed scored three goals unless otherwise noted.

Sabres' Shutouts

GOALTENDER	OPPONENT	SCORE	DATE	PLACE	SAVES
Roger Crozier	Minnesota	1-0	12-6-70	Buffalo	24
Joe Daley	California	3-0	2-12-71	Buffalo	26
Dave Dryden	Minnesota	5-0	3-14-71	Minnesota	35
Roger Crozier	Los Angeles	2-0	12-2-71	Buffalo	31
Roger Crozier	Vancouver	1-0	1-20-72	Buffalo	29
Roger Crozier	California	0-0	11-9-72	Buffalo	23
Roger Crozier	Pittsburgh	1-0	11-12-72	Buffalo	18
Dave Dryden	Toronto	4-0	12-17-72	Buffalo	21
Dave Dryden	Philadelphia	2-0	1-7-73	Buffalo	35
Dave Dryden	California	4-0	2-8-73	Buffalo	24
Dave Dryden	St. Louis	1-0	1-13-74	Buffalo	18
Gary Bromley	St. Louis	2-0	10-26-74	St. Louis	21
Roger Crozier	Atlanta	4-0	11-17-74	Buffalo	25
Gary Bromley	Minnesota	5-0	12-8-74	Buffalo	14
Gary Bromley	Washington	4-0	12-22-74	Washington	26
Roger Crozier	California	4-0	1-15-75	California	26
Gary Bromley	Kansas City	5-0	1-19-75	Buffalo	20
Roger Crozier	Los Angeles	5-0	2-27-75	Buffalo	21
Roger Crozier	Detroit	4-0	10-9-75	Buffalo	18
Gerry Desjardins	Boston	4-0	11-5-75	Buffalo	16
Gerry Desjardins	Pittsburgh	6-0	1-11-76	Buffalo	28
Gerry Desjardins	Vancouver	4-0	10-20-76	Buffalo	29
Gerry Desjardins	St. Louis	5-0	11-10-76	Buffalo	38
Don Edwards	Colorado	3-0	1-16-77	Buffalo	21
Don Edwards	Chicago	3-0	2-16-77	Buffalo	23
Don Edwards	Philadelphia	2-0	2-24-77	Buffalo	25
Don Edwards	Montreal	4-0	10-30-77	Montreal	34
Don Edwards	Vancouver	3-0	12-11-77	Buffalo	19
Don Edwards	N.Y. Rangers	2-0	2-9-78	Buffalo	25
Don Edwards	Los Angeles	5-0	2-16-78	Buffalo	29
Don Edwards	Philadelphia	4-0	2-23-78	Buffalo	20
Don Edwards	Toronto	1-0	10-19-78	Buffalo	19
Don Edwards	Washington	2-0	11-11-78	Washington	25
Bob Sauve	Quebec	3-0	10-27-79	Quebec	19
Bob Sauve	Chicago	0-0	10-31-79	Chicago	20
Bob Sauve	Washington	2-0	12-2-79	Buffalo	20
Don Edwards	Detroit	4-0	12-10-79	Buffalo	14
Bob Sauve	Vancouver	3-0	2-3-80	Buffalo	22
Don Edwards	Pittsburgh	9-0	2-7-80	Buffalo	25
Bob Sauve	Edmonton	2-0	10-15-80	Buffalo	15
Don Edwards	N.Y. Rangers	4-0	1-18-81	Buffalo	30
Don Edwards	Winnipeg	4-0	2-1-81	Buffalo	23
Don Edwards	Philadelphia	4-0	2-5-81	Philadelphia	31
Bob Sauve	Calgary	4-0	3-4-81	Buffalo	24
Bob Sauve	Quebec	0-0	2-5-83	Quebec	22
Tom Barrasso	Los Angeles	4-0	1-18-84	Los Angeles	30
Tom Barrasso	New Jersey	6-0	3-24-84	New Jersey	24
Tom Barrasso	Toronto	6-0	12-26-84	Buffalo	22
Tom Barrasso	Winnipeg	4-0	12-28-84	Buffalo	14
Tom Barrasso	Boston	3-0	1-10-85	Boston	20
Tom Barrasso	Hartford	2-0	1-19-85	Hartford	14
Tom Barrasso	Washington	4-0	3-2-85	Washington	23
Tom Barrasso	Montreal	6-0	10-16-85	Montreal	25
Daren Puppa	Edmonton	2-0	11-1-85	Edmonton	37
Tom Barrasso	Hartford	2-0	11-19-85	Hartford	23
Jacques Cloutier	Philadelphia	1-0	3-27-86	Philadelphia	30

Sabres' Shutouts

GOALTENDER	OPPONENT	SCORE	DATE	PLACE	SAVES
Tom Barrasso	Montreal	0-0	10-15-86	Buffalo	28
Tom Barrasso	Hartford	6-0	4-5-87	Buffalo	14
Tom Barrasso	St. Louis	3-0	2-16-88	St. Louis	25
Tom Barrasso	Boston	3-0	3-6-88	Buffalo	32
Daren Pappa	N.Y. Islanders	3-0	11-12-88	New York	34
Clint Malarchuk	N.Y. Rangers	2-0	3-8-89	New York	32
Daren Pappa	Hartford	5-0	3-10-90	Hartford	31
Clint Malarchuk	Hartford	5-0	10-28-90	Buffalo	29
Daren Pappa	Chicago	5-0	12-28-90	Buffalo	33
Daren Pappa	Winnipeg	2-0	2-10-91	Winnipeg	24
Tom Draper	Chicago	2-0	11-22-91	Buffalo	29
Grant Fuhr	Winnipeg	6-0	11-19-93	Buffalo	22
Dominik Hasek	Toronto	3-0	11-29-93	Toronto	24
Dominik Hasek	Tampa Bay	3-0	12-1-93	Tampa Bay	33
Dominik Hasek	Hartford	3-0	12-11-93	Hartford	25
Dominik Hasek	Los Angeles	2-0	12-17-93	Buffalo	27
Dominik Hasek	Montreal	5-0	12-23-93	Buffalo	25
Dominik Hasek	Anaheim	3-0	3-9-94	Anaheim	24
Grant Fuhr	Boston	5-0	4-1-94	Buffalo	31
Dominik Hasek	Montreal	1-0	4-8-94	Buffalo	31
Dominik Hasek	Washington	1-0	2-2-95	Washington	33
Dominik Hasek	Florida	3-0	3-24-95	Buffalo	28
Dominik Hasek	Ottawa	7-0	3-30-95	Buffalo	35
Dominik Hasek	Florida	5-0	4-26-95	Buffalo	31
Dominik Hasek	Montreal	2-0	5-1-95	Buffalo	32

Shutouts Against The Sabres

GOALTENDER	OPPONENT	SCORE	DATE	PLACE	SAVES
Ed Giacomin	N.Y. Rangers	3-0	10-14-70	New York	15
Phil Myre	Montreal	3-0	10-15-70	Buffalo	14
Tony Esposito	Chicago	4-0	10-25-70	Buffalo	27
Cesar Maniago	Minnesota	3-0	11-21-70	Minnesota	22
Bruce Gamble	Toronto	4-0	12-13-70	Buffalo	17
Ed Giacomin	N.Y. Rangers	4-0	12-16-70	New York	20
Glenn Hall	St. Louis	9-0	3-13-71	St. Louis	27
Doug Favell	Philadelphia	5-0	12-16-71	Philadelphia	35
Jim Rutherford	Pittsburgh	2-0	2-17-72	Buffalo	23
Ken Dryden	Montreal	4-0	2-20-71	Buffalo	32
Gary Edwards	California	0-0	11-9-72	Buffalo	28
Rogie Vachon	Los Angeles	2-0	12-23-72	Los Angeles	20
Ed Johnston	Boston	6-0	1-14-73	Boston	20
Jacques Caron	St. Louis	2-0	3-13-73	St. Louis	23
Gilles Meloche	California	2-0	11-18-73	Buffalo	27
Dan Bouchard	Atlanta	3-0	1-9-74	Atlanta	32
Gilles Gilbert	Boston	4-0	3-12-74	Boston	27
Bernie Parent	Philadelphia	6-0	2-1-75	Philadelphia	26
Gary Smith	Vancouver	4-0	11-25-75	Vancouver	35
Glenn Resch	N.Y. Islanders	3-0	12-7-75	Buffalo	22
Ed Giacomin	Detroit	4-0	10-9-76	Detroit	20
Glenn Resch	N.Y. Islanders	3-0	12-4-76	New York	33
Gary Edwards	Cleveland	3-0	1-23-77	Buffalo	27
Mike Veisor	Chicago	2-0	10-16-77	Buffalo	34
Ron Hrahame	Boston	2-0	11-23-77	Buffalo	21

Shutouts Against The Sabres

GOALTENDER	OPPONENT	SCORE	DATE	PLACE	SAVES
Ron Low	Detroit	7-0	3-28-78	Detroit	25
Mike Palmateer	Toronto	2-0	10-18-78	Toronto	21
Mario Lessard	Los Angeles	6-0	10-26-78	Los Angeles	18
Glenn Resch	N.Y. Islanders	2-0	3-31-79	New York	32
Jim Rutherford	Detroit	4-0	10-25-79	Detroit	26
Tony Esposito	Chicago	0-0	10-31-79	Chicago	21
Rick Wamsley	Montreal	9-0	10-10-81	Montreal	22
Murray Bannerman	Chicago	4-0	10-20-82	Chicago	37
Pete Peeters	Boston	4-0	1-20-83	Boston	20
Dan Bouchard	Quebec	0-0	2-5-83	Quebec	22
Brian Hayward	Winnipeg	6-0	3-9-83	Winnipeg	24
Billy Smith	N.Y. Islanders	4-0	11-5-83	New York	25
Andy Moog	Edmonton	7-0	11-18-83	Edmonton	29
Pat Riggan	Boston	4-0	1-4-86	Boston	24
Bob Froese	Philadelphia	4-0	2-12-86	Buffalo	28
Patrick Roy	Montreal	0-0	10-15-86	Buffalo	23
Mike Liut	Hartford	3-0	11-26-86	Hartford	27
Clint Malarchuk	Quebec	7-0	12-13-86	Quebec	28
Don Beaupre	Minnesota	5-0	1-20-87	Minnesota	27
Grant Fuhr	Edmonton	5-0	11-7-87	Edmonton	26
Rejean Lemelin	Boston	9-0	12-22-87	Boston	33
Rejean Lemelin	Boston	2-0	12-31-87	Buffalo	17
Greg Stefan	Detroit	4-0	3-1-88	Detroit	19
Rick Wamsley	Calgary	9-0	11-5-88	Calgary	21
Peter Sidorkiewicz	Hartford	9-0	12-6-88	Hartford	31
Jon Casey	Minnesota	3-0	3-18-89	Minnesota	27
Grant Fuhr	Edmonton	3-0	11-17-89	Edmonton	30
Mark Fitzpatrick	N.Y. Islanders	3-0	12-5-89	New York	32
Patrick Roy	Montreal	1-0	2-3-90	Montreal	30
Glenn Healy	N.Y. Islanders	1-0	2-4-90	Buffalo	39
John Vanbiesbrouck	N.Y. Rangers	5-0	11-26-90	New York	27
Jeff Reese	Toronto	3-0	2-17-91	Buffalo	28
Patrick Roy	Montreal	5-0	11-2-91	Montreal	15
Craig Billington	New Jersey	3-0	12-28-91	New Jersey	26
Darcy Wakaluk	Minnesota	2-0	2-7-92	Buffalo	39
Patrick Roy	Montreal	3-0	11-30-92	Montreal	23
Andy Moog	Boston	2-0	3-24-93	Buffalo	21
Andy Moog	Boston	3-0	4-4-93	Buffalo	31
Chris Terreri	New Jersey	4-0	11-17-93	New Jersey	30
Mike Richter	N.Y. Rangers	2-0	12-13-93	New York	28
Tommy Soderstrom	Philadelphia	2-0	12-27-93	Buffalo	30
Daren Pappa	Tampa Bay	4-0	1-24-94	Tampa Bay	23

All-Time Opposing Goalie Wins

Mike Liut - 22-20-2
 Patrick Roy - 21-15-6
 Dan Bouchard - 18-19-10
 Bernie Parent - 17-4-3
 Tony Esposito - 16-16-8
 Pete Peeters - 16-14-2
 Andy Moog - 16-17-4
 Billy Smith - 15-22-5
 Ken Dryden - 13-8-3
 Ron Hextall - 12-6-2

Grant Fuhr - 12-6-2
 Rogie Vachon - 12-17-5

Other Active Leaders
 Brian Hayward - 11-14-2
 Don Beaupre - 10-11-9
 Ken Wregget - 10-9-1
 Peter Sidorkiewicz - 9-13-3
 Rick Wamsley - 9-14-2
 Jon Casey - 8-3-4

Vincent Riendeau - 7-1-1
 Tom Barrasso - 7-4-0
 Mario Gosselin - 7-6-2
 Reggie Lemelin - 6-12-4
 Kelly Hrudey - 6-6-2
 Mike Vernon - 6-7-2

Most Losses - 22
 Billy Smith & Jim Rutherford

Yearly Won-Lost Records Of Sabres' Goalies

Year	Goalie	W	L	T	Year	Goalie	W	L	T
1970-71	Roger Crozier	9	20	7	1983-84	Tom Barrasso	26	12	3
	Joe Daley	12	16	8		Bob Sauve	22	13	4
	Dave Dryden	3	3	0	1984-85	Tom Barrasso	25	18	10
1971-72	Roger Crozier	13	34	14		Jacques Cloutier	0	0	1
	Dave Dryden	3	9	5		Bob Sauve	13	10	3
1972-73	Roger Crozier	23	13	7	1985-86	Tom Barrasso	29	24	5
	Dave Dryden	14	13	7		Jacques Cloutier	5	9	1
	Rocky Farr	0	1	0		Daren Puppa	0	2	1
1973-74	Gary Bromley	3	5	3	1986-87	Tom Barrasso	17	23	2
	Roger Crozier	4	5	0		Jacques Cloutier	11	19	5
	Dave Dryden	23	20	8		Daren Puppa	0	2	1
	Rocky Farr	2	4	1	1987-88	Tom Barrasso	25	18	8
1974-75	Gary Bromley	26	11	11		Jacques Cloutier	4	8	2
	Roger Crozier	17	2	1		Daren Puppa	8	6	1
	Gerry Desjardins	6	2	1	1988-89	Tom Barrasso	2	7	0
	Rocky Farr	0	1	2		Jacques Cloutier	15	14	0
1975-76	Gary Bromley	0	1	0		Clint Malarchuk	3	1	1
	Roger Crozier	8	2	5		Daren Puppa	17	10	6
	Gerry Desjardins	29	15	11	1989-90	Darcy Wakaluk	1	3	0
	Al Smith	9	3	2		Clint Malarchuk	14	11	2
1976-77	Gerry Desjardins	31	12	6		Daren Puppa	31	16	6
	Don Edwards	16	7	2	1990-91	David Littman	0	0	0
	Bob Sauve	1	2	0		Clint Malarchuk	12	14	10
	Al Smith	0	3	0		Daren Puppa	15	11	6
1977-78	Gerry Desjardins	0	1	0		Darcy Wakaluk	4	5	3
	Don Edwards	38	16	17	1991-92	Tom Draper	10	9	5
	Bob Sauve	6	2	0		David Littman	0	1	0
1978-79	Don Edwards	26	18	9		Clint Malarchuk	10	13	3
	Randy Ireland	0	0	0		Daren Puppa	11	14	4
	Bob Sauve	10	10	7	1992-93	Tom Draper	5	6	0
1979-80	Don Edwards	27	9	12		Grant Fuhr	11	15	2
	Bob Sauve	20	8	4		Dominik Hasek	11	10	4
1980-81	Don Edwards	23	10	12		Daren Puppa	11	5	4
	Bob Sauve	16	10	9	1993-94	Grant Fuhr	13	12	3
1981-82	Jacques Cloutier	5	1	0		Dominik Hasek	30	20	6
	Don Edwards	26	23	9	1994-95	Grant Fuhr	1	2	0
	Paul Harrison	2	1	1		Dominik Hasek	19	14	7
	Bob Sauve	6	1	5		Robb Stauber	2	3	0
1982-83	Jacques Cloutier	10	7	6					
	Phil Myre	3	2	0					
	Bob Sauve	25	20	7					

1-0 Games Involving The Sabres

Date	Opponent	Place	Goal-Scorer	Goalie
12/6/70	Minnesota	Buffalo	Anderson	Crozier
1/20/72	Vancouver	Buffalo	Luce	Crozier
1/13/74	St. Louis	Buffalo	Perreault	Dryden
10/19/78	Toronto	Buffalo	Ramsay	Edwards
3/27/86	Philadelphia	Philadelphia	Perreault	Cloutier
2/3/90	Montreal	Montreal	Richer	Roy
2/4/90	N.Y. Islanders	Buffalo	King	Healy
4/8/94	Montreal	Buffalo	Audette	Hasek
2/2/95	Washington	Washington	Hawerchuk	Hasek

Sabres' Season Openers

OPENER

2-1 at Pit. 10-10-70
2-1 vs. Pit. 10-10-71
5-3 vs. Atl. 10-8-72
4-7 at Tor. 10-10-73
9-5 vs. Bos. 10-10-74
4-0 vs. Det. 10-9-75
0-4 at Det. 10-9-76
3-2 vs. NYI. 10-13-77
2-2 vs. NYI. 10-12-78
6-3 vs. Wsh. 10-11-79

HOME

0-3 vs. Mtl. 10-15-70
2-1 vs. Pit. 10-10-71
5-3 vs. Atl. 10-8-72
3-1 vs. Van. 10-14-73
9-5 vs. Bos. 10-10-74
4-0 vs. Det. 10-9-75
3-1 vs. Mtl. 10-10-76
3-2 vs. NYI. 10-13-76
2-2 vs. NYI. 10-12-78
6-3 vs. Wsh. 10-11-79

ROAD

2-1 at Pit. 10-10-70
1-4 at StL. 10-12-71
1-1 at Atl. 10-14-72
4-7 at Tor. 10-10-73
1-6 at Phi. 10-12-74
5-3 at StL. 10-18-75
0-4 at Det. 10-9-76
5-2 at Tor. 10-15-77
5-2 at Min. 10-14-78
5-2 at NYI. 10-13-79

3-4 at Chi. 10-9-80
5-3 vs. Wsh. 10-7-81
4-6 vs. Que. 10-6-82
5-3 vs. Hfd. 10-5-83
4-3 vs. Mtl. 10-11-84
4-5 vs. Hfd. 10-10-85
2-3 at Wpg. 10-9-86
2-2 vs. Min. 10-8-87
3-2 vs. Mtl. 10-6-88
4-3 vs. Que. 10-5-89

3-3 vs. Hfd. 10-12-80
5-3 vs. Wsh. 10-7-81
4-6 vs. Que. 10-6-82
5-3 vs. Hfd. 10-5-83
4-3 vs. Mtl. 10-11-84
4-5 vs. Hfd. 10-10-85
2-4 vs. Cgy. 10-12-86
2-2 vs. Min. 10-8-87
3-2 vs. Mtl. 10-6-88
4-3 vs. Que. 10-5-89

3-4 at Chi. 10-9-80
0-9 at Mtl. 10-10-81
4-6 at Que. 10-9-82
2-9 at Que. 10-8-83
3-4 at Tor. 10-13-84
6-2 at Min. 10-12-85
2-3 at Wpg. 10-9-86
3-6 at Mtl. 10-10-87
2-6 at Wsh. 10-8-88
1-5 at Mtl. 10-7-89

3-3 vs. Mtl. 10-4-90
4-5 vs. Pit. 10-4-91
4-5 vs. Que. 10-8-92
5-3 at Bos. 10-7-93
2-1 at NYR 1-20-95

3-3 vs. Mtl. 10-4-90
4-5 vs. Pit. 10-4-91
4-5 vs. Que. 10-8-92
2-3 vs. Hfd. 10-10-93
2-1 vs. N.J. 1-25-95

5-6 at Mtl. 10-6-90
1-3 at Wsh. 10-5-91
5-2 at Hfd. 10-10-92
5-3 at Bos. 10-7-93
2-1 at NYR 1-20-95

The Sabres are 14-8-3 in opening games (11-4-3 at home and 3-4-0 on the road). The club is 14-7-4 in home openers and 9-15-1 in road openers.

Sabre Fact

The milestone goals in team history:

- 1,000th Sabre goal** - 11/16/74 - Rick Martin vs. Boston
- 2,000th Sabre goal** - 12/22/77 - Rene Robert vs. Pittsburgh
- 3,000th Sabre goal** - 2/1/81 - Ric Seiling vs. Winnipeg
- 4,000th Sabre goal** - 2/19/84 - Bill Hajt vs. Hartford
- 5,000th Sabre goal** - 11/15/87 - Doug Smith vs. Toronto
- 6,000th Sabre goal** - 2/19/91 - Christian Ruuttu vs. Pittsburgh
- 7,000th Sabre goal** - 1/27/95 - Dale Hawerchuk vs. Quebec

- 1,000th Sabre goal allowed** - 3/2/74 - Bill Flett of Philadelphia
- 2,000th Sabre goal allowed** - 11/12/78 - Bob Miller of Boston
- 3,000th Sabre goal allowed** - 10/31/82 - Mark Hunter of Montreal
- 4,000th Sabre goal allowed** - 3/21/86 - Uli Hiemer of New Jersey
- 5,000th Sabre goal allowed** - 11/25/89 - Jeff Brown of Quebec
- 6,000th Sabre goal allowed** - 3/10/93 - Scott Pearson of Quebec

Sabres' Firsts

First Players on the Ice: Roger Crozier, Paul Terbenche, Tracy Pratt, Ron Anderson, Hap Myers and Bill Inglis.
First Goal: Jim Watson, Oct. 10, 1970, at Pittsburgh at 5:01 of second period.
First Assist: Gerry Meehan, Oct. 10, 1970, at Pittsburgh on Jim Watson's goal.
First Penalty: Gerry Meehan, Oct. 10, 1970, at Pittsburgh for holding at 7:54 of first period.
First Goal by Opponent: Wally Boyer of Pittsburgh, Oct. 10, 1970, at 8:09 of second period.
First Assist by Opponent: Duane Rupp of Pittsburgh, Oct. 10, 1970, on Boyer's goal.
First Penalty by Opponent: Duane Rupp of Pittsburgh, Oct. 10, 1970, for hooking at 1:41 of first period.
First Power Play Goal: Gil Perreault, Oct. 10, 1970, at Pittsburgh at 11:26 of third period.
First Power Play Goal by Opponent: Dave Balon on N.Y. Rangers, Oct. 14, 1970 in New York at 15:52 of third period.
First Short-handed Goal: Ron Anderson, October 23, 1970 vs. Detroit at 13:40 of the third period.
First Major Penalty: Brian McDonald, Oct. 10, 1970, at Pittsburgh for fighting at 8:01 of third period.
First Major Penalty by Opponent: Bryan Hexhall of Pittsburgh, Oct. 10, 1970 for fighting at 8:01 of third period.
First Win: Oct. 10, 1970 (2-1 at Pittsburgh)
First Tie: Oct. 18, 1970 (1-1 vs. Pittsburgh)
First Loss: Oct. 14, 1970 (3-0 in New York vs. Rangers)
First Shutout: Dec. 6, 1970 by Roger Crozier vs. Minnesota (1-0)
First Shutout by Opponent: Oct. 14, 1970 by Ed Giacomin at N.Y. Rangers (3-0)
First Goal at Home: Oct. 18, 1970 by Gerry Meehan vs. Pittsburgh at 5:48 of the second period.
First Hat Trick: Jan. 29, 1971 by Gil Perreault vs. California
First Hat Trick by Opponent: Dec. 22, 1970 by Dave Balon of N.Y. Rangers
First Two Goal Game: Oct. 27, 1970 by Randy Wyrozub vs. Vancouver
First Multiple Point Game: Oct. 10, 1970 by Gerry Meehan vs. Pittsburgh (goal and assist)

The Sabres On New Years' Eve

Dec. 31	OPPONENT	PLACE	SCORE
1971	Pittsburgh	Pittsburgh	T 3-3
1972	Chicago	Chicago	L 4-2
1973	Detroit	Detroit	W 6-5
1977	NY Rangers	New York	T 2-2
1978	Boston	Buffalo	L 7-3
1979	Winnipeg	Buffalo	W 6-2
1980	Los Angeles	Buffalo	L 5-2
1981	Minnesota	Buffalo	W 4-2
1982	NY Islanders	Buffalo	W 5-1
1983	NY Rangers	Buffalo	L 3-2
1984	New Jersey	Buffalo	W 6-4
1985	Boston	Buffalo	T 6-6
1986	Chicago	Buffalo	W 5-2
1987	Boston	Buffalo	L 2-0
1988	Philadelphia	Buffalo	L 3-2
1989	NY Islanders	Buffalo	L 4-2
1990	Philadelphia	Buffalo	W 5-2
1991	St. Louis	Buffalo	W 4-3
1992	NY Rangers	Buffalo	W 11-6
1993	NY Rangers	Buffalo	W 4-1

The Sabres are 10-7-3 in New Year's Eve games (9-6-1 at home and 1-1-2 on the road).

Sabres' Record By Year

YEAR	GP	W	L	T	GF	GA	PTS
1970-71	78	24	39	15	217	291	63
1971-72	78	16	43	19	203	289	51
1972-73	78	37	27	14	257	219	88
1973-74	78	32	34	12	242	250	76
1974-75	80	49	16	15	354	240	113
1975-76	80	46	21	13	339	240	105
1976-77	80	48	24	8	301	220	104
1977-78	80	44	19	17	288	215	105
1978-79	80	36	28	16	280	263	88
1979-80	80	47	17	16	318	201	110
1980-81	80	39	20	21	327	250	99
1981-82	80	39	26	15	307	273	93
1982-83	80	38	29	13	318	285	89
1983-84	80	48	25	7	315	257	103
1984-85	80	38	28	14	290	237	90
1985-86	80	37	37	6	296	291	80
1986-87	80	28	44	8	280	308	64
1987-88	80	37	32	11	283	305	85
1988-89	80	38	35	7	291	299	83
1989-90	80	45	27	8	286	248	98
1990-91	80	31	30	19	292	278	81
1991-92	80	31	37	12	289	299	74
1992-93	84	38	36	10	335	297	86
1993-94	84	43	32	9	282	218	95
1994-95	48	22	19	7	130	119	51
TOTALS	1968	931	725	312	7120	6392	2174

All-Time Home And Away Records

YEAR	HOME						AWAY							
	GP	W	L	T	GF	GA	PTS	GP	W	L	T	GF	GA	PTS
1970-71	39	16	13	10	119	123	42	39	8	26	5	98	168	21
1971-72	39	11	19	9	110	127	31	39	5	24	10	93	162	20
1972-73	39	30	6	3	162	80	63	39	7	21	11	95	139	25
1973-74	39	23	10	6	142	99	52	39	9	24	6	100	151	24
1974-75	40	28	6	6	199	113	62	40	21	10	9	155	127	51
1975-76	40	28	7	5	197	106	61	40	18	14	8	142	134	44
1976-77	40	27	8	5	165	101	59	40	21	16	3	136	119	45
1977-78	40	25	7	8	142	86	58	40	19	12	9	146	129	47
1978-79	40	19	13	8	150	130	46	40	17	15	8	130	133	42
1979-80	40	27	5	8	180	95	62	40	20	12	8	138	106	48
1980-81	40	21	7	12	177	111	54	40	18	13	9	150	139	45
1981-82	40	23	8	9	179	128	55	40	16	18	6	128	145	38
1982-83	40	25	7	8	189	124	58	40	13	22	5	129	161	31
1983-84	40	25	9	6	168	119	56	40	23	16	1	147	138	47
1984-85	40	23	10	7	164	116	53	40	15	18	7	126	121	37
1985-86	40	23	16	1	169	147	47	40	14	21	5	127	144	33
1986-87	40	18	18	4	153	144	40	40	10	26	4	127	164	24
1987-88	40	19	14	7	144	138	45	40	18	18	4	139	167	40
1988-89	40	25	12	3	167	141	53	40	13	23	4	124	158	30
1989-90	40	27	11	2	160	121	56	40	18	16	6	126	127	42
1990-91	40	15	13	12	157	129	42	40	16	17	7	135	149	39
1991-92	40	22	13	5	158	133	49	40	9	24	7	131	166	25
1992-93	42	25	15	2	190	145	52	42	13	21	8	145	152	34
1993-94	42	22	17	3	140	107	47	42	21	15	6	142	111	48
1994-95	24	15	8	1	80	58	31	24	7	11	6	50	61	20
TOTALS	984	562	272	150	3961	2921	1274	984	369	453	162	3159	3471	900

Major Transactions – 1970-95

Date	Transaction
1-14-72	Traded a second round draft choice in 1972 (Larry Sacharuk) to the New York Rangers for Jim Lorentz.
3- 3-72	Lost Kevin O'Shea on waivers to St. Louis.
3- 4-72	Traded Eddie Shack to Pittsburgh for Rene Robert.
3- 5-72	Traded Chris Evans to St. Louis for George Morrison and a second round draft choice in 1972 (Larry Carriere).
3- 5-72	Sold Phil Goyette to the N.Y. Rangers.
6- 5-72	Acquired Tim Horton from Pittsburgh in Intra-League Draft.
6- 6-72	Lost Tom Miller and Ken Murray to the N.Y. Islanders and Rod Zaine to Atlanta in the Expansion Draft.
6-18-72	Purchased Rod Busniuk from Montreal.
2-14-73	Traded Butch Deadmarsh to Atlanta for Norm Gratton.
6-12-73	Lost Ray McKay to California and acquired Joe Noris from St. Louis in the Intra-League Draft.
6-14-73	Traded Jake Rathwell to St. Louis for Paul Curtis.
12-27-73	Traded Tracy Pratt and John Gould to Vancouver for Jerry Korab.
1-21-74	Traded Paul Curtis to the N.Y. Rangers for Real Lemieux.
3-10-74	Traded Doug Rombough to the N.Y. Islanders for Brian Spencer.
6-10-74	Lost Ron Busniuk to Detroit in Intra-League Draft.
6-12-74	Lost Paul Terbenche to Kansas City and Steve Atkinson and Randy Wyzob to Washington in the Expansion Draft.
10-14-74	Traded Gerry Meehan and Mike Robitaille to Vancouver for Jocelyn Guevremont and Bryan McSheffrey.
1-27-75	Traded Norm Gratton and a third round draft choice in 1976 (Ron Zanussi) to Minnesota for Fred Stanfield.
3- 3-75	Traded the rights to Garry Lariviere to the N.Y. Islanders for the rights to Gerry Desjardins.
10- 1-75	Sold Rocky Farr to Kansas City.
10- 1-75	Traded Larry Carriere, a first round draft choice in 1976 (Greg Carroll) and cash to Atlanta for Jacques Richard.
6-11-76	Traded the rights to free agent Peter McNab to Boston for the rights to free agent Andre Savard.
3- 3-77	Sold Roger Crozier to Washington.
9-20-77	Traded Brian Spencer to Pittsburgh for Ron Schock.
2- 6-79	Traded Gary McAdam to Pittsburgh for Dave Schultz.
3-12-79	Traded Jocelyn Guevremont to the N.Y. Rangers for a third round draft choice in 1979 (Jacques Cloutier) and a third round draft choice in 1980 (Sean McKenna).
6-13-79	Lost Lee Fogolin and Ron Areshenkoff to Edmonton, Terry Martin to Quebec and Dave Given to Hartford in the Expansion Draft.
10- 5-79	Traded Rene Robert to Colorado for John Van Boxmeer.
11-13-79	Traded Alex Tidey to Edmonton for John Gould.
3-10-80	Traded Jerry Korab to Los Angeles for a first round draft choice in 1982 (Phil Housley).
10-30-80	Traded Bill Stewart to St. Louis for Bob Hess and a fourth round draft choice in 1981 (Anders Wickenberg).
1-12-81	Lost Rick Dudley on waivers to Winnipeg.
3-10-81	Traded Rick Martin to Los Angeles for a third round draft choice in 1981 (Colin Chisholm) and a first round draft choice in 1983 (Tom Barrasso).
3-10-81	Traded Don Luce to Los Angeles for a sixth round draft choice in 1982 (Jeff Parker) and cash.
10- 5-81	Acquired Yvon Lambert from Montreal and lost Rob McClanahan to Hartford in Waiver Draft.
12- 2-81	Traded Jim Schoenfeld, Danny Gare and Derek Smith to Detroit for Mike Foligno, Dale McCourt and Brent Peterson.
12- 2-81	Traded Bob Sauve to Detroit for a conditional first round draft choice (Sauve was returned to the Sabres after the 1981-82 season).
2- 8-82	Acquired Paul Harrison on waivers from Pittsburgh.
6- 9-82	Traded Alan Haworth and a third round draft choice in 1982 (Milan Novy) to Washington for a second round draft choice (Mike Anderson) and a fourth round draft choice (Timo Jutila) in 1982.
6- 9-82	Traded Don Edwards, Richie Dunn, a second round draft choice in 1982 (Rich Kromm) and a first round draft choice in 1983 (Dan Quinn) to Calgary for a first round draft choice (Paul Cyr) and second round draft choice (Jens Johansson) in 1982 and a first round draft choice (Norm Lacombe) and a second round draft choice in 1983 (John Tucker).
6- 9-82	Traded a 12th round draft choice in 1982 (Marco Callas) to Washington for a 12th round draft choice in 1983 (Kermit Salli).
6- 6-83	Traded Tony McKeegney, Andre Savard, J.F. Sauve and a third round draft choice in 1983 (Iirvo Jarvi) to Quebec for Real Cloutier and a first round draft choice in 1983 (Adam Creighton).
10- 3-83	Lost John Van Boxmeer to Quebec in the Waiver Draft.
12- 6-84	Traded Steve Patrick and Jim Wiemer to the N.Y. Rangers for Dave Maloney and Chris Renaud.
9- 9-85	Purchased Don Lever from New Jersey.

Major Transactions – 1970-95

Date	Transaction
10- 4-85	Traded Randy Cunneynworth and Mike Moller to Pittsburgh for Pat Hughes.
10- 7-85	Lost Brent Peterson to Vancouver in the Waiver Draft.
10-15-85	Traded Bob Sauve to Chicago for a third round draft choice in 1985 (Kevin Kerr).
1-30-86	Traded Larry Playfair, Sean McKenna and Ken Baumgartner to Los Angeles for Brian Engblom and Doug Smith.
3-11-86	Traded a 12th round draft choice in 1986 (Doug Kirton) to New Jersey for Phil Russell.
4-22-86	Traded a third round draft choice in 1987 (Ross Wilson) to Los Angeles for an eighth round draft choice in 1987 (Tim Roberts) and future considerations.
6-21-86	Traded Gilles Hamel to Winnipeg for Scott Arniel.
10- 3-86	Traded Brian Engblom to Calgary for Jim Korn.
10- 6-86	Acquired Clark Gillies from the N.Y. Islanders and Wilf Paiement from the N.Y. Rangers while losing Pat Hughes to St. Louis and Mal Davis to Los Angeles in the Waiver Draft.
10- 7-86	Traded Ric Seiling to Detroit for future considerations.
11-19-86	Traded a second round draft choice in 1988 (Martin St. Amour) to Montreal for Tom Kurvers.
3- 6-87	Traded Norm Lacombe, the professional rights to Wayne Van Dorp and a fourth round draft choice in 1987 (Peter Eriksson) to Edmonton for Mark Napier, Lee Fogolin and a fourth round draft choice in 1987 (John Bradley).
5-22-87	Traded Jim Korn to New Jersey for Jan Ludvig.
6-13-87	Traded Tom Kurvers to New Jersey for a third round draft choice in 1987 (Andrew MacVicar) and a 10th round draft choice in 1989 (Mark Astley).
10- 5-87	Acquired Ed Hospodar from Philadelphia and Kevin Maguire from Toronto and lost Dave Fenyves to Philadelphia in the Waiver Draft.
10-13-87	Traded Andy Ristau to Minnesota for a sixth round draft choice in 1988 (David Di Vita).
12-31-87	Traded Paul Cyr and a 10th round draft choice in 1988 (Eric Fenton) to the N.Y. Rangers for Mike Donnelly and a fifth round draft choice in 1988 (Alexander Mogilny).
2-11-88	Traded Steve Dykstra and a seventh round draft choice in 1989 (Davis Payne) to Edmonton for Scott Metcalfe and a ninth round draft choice in 1989 (Donald Audette).
10- 3-88	Acquired Steve Smith from Calgary and lost Doug Smith to Edmonton and Jim Hofford to Los Angeles in the Waiver Draft.
10- 3-88	Acquired Wayne Van Dorp from Pittsburgh for a seventh round draft choice in 1990 (Pat Neaton).
10-21-88	Traded Bob Logan and a ninth round draft choice in 1989 (Jim Giacin) to Los Angeles for Larry Playfair.
11-12-88	Traded Tom Barrasso and a third round draft choice in 1990 (Joe Dziedzic) to Pittsburgh for Doug Bodger and Darrin Shannon.
12-26-88	Traded Adam Creighton and future considerations to Chicago for Rick Vaive and future considerations.
2-16-89	Traded Wayne Van Dorp to Chicago for a seventh round draft choice in 1990 (Viktor Gordiuk).
3- 6-89	Traded Calle Johansson and a second round draft choice in 1989 (Byron Dafoe) to Washington for Clint Malarchuk, Grant Ledyard and a sixth round draft choice in 1991 (Brian Holzinger).
3- 7-89	Traded Lindy Ruff to the N.Y. Rangers for a fifth round draft choice in 1990 (Richard Smehtlik).
6- 1-89	Traded Mark Ferner to Washington for Scott McCrory.
6-17-89	Traded Joe Reekie to the N.Y. Islanders for a sixth round draft choice in 1989 (Bill Pye).
9-29-89	Traded Jacques Cloutier and a sixth round draft choice in 1990 (Derek Edgerly) to Chicago for Steve Ludzik and a fifth round draft choice in 1990 (Todd Bojunc).
10- 2-89	Lost Mikael Andersson to Hartford in the Waiver Draft.
10- 4-89	Traded a fourth round draft choice in 1991 (Keith Redmond) to Los Angeles for Dean Kennedy.
11-24-89	Traded Bob Halkidis and future considerations to Los Angeles for Dale DeGray and future considerations.
1- 5-90	Traded John Tucker to Washington for future considerations.
3- 5-90	Traded Kevin Maguire and a second round draft choice in 1990 (Mikael Renberg) to Philadelphia for Jay Wells and a fourth round draft choice in 1991 (Peter Ambroziak).
6-16-90	Traded Phil Housley, Scott Arniel, Jeff Parker and a first round draft choice in 1990 (Keith Tkachuk) to Winnipeg for Dale Hawerchuk and a first round draft choice in 1990 (Brad May).
7- 3-90	Purchased John Tucker from the Washington Capitals.
7- 9-90	Traded Ray Sheppard to the N.Y. Rangers for cash and future considerations.
9-30-90	Traded Mike Donnelly to Los Angeles for Mikko Makela. Traded Shawn Anderson to Washington for Bill Houlder.
12-17-90	Traded Mike Foligno and an eighth round draft choice in 1991 (Thomas Kucharcik) to Toronto for Lou Franceschetti and Brian Curran.
1-21-91	Traded John Tucker to the N.Y. Islanders for future considerations.
3- 5-91	Traded the rights to Ken Priestley to Pittsburgh for Tony Tanti. Acquired Steve Weeks from Vancouver for future considerations.

Major Transactions – 1970-95

Date	Transaction
5-26-91	Traded Darcy Wakaluk to Minnesota for an eighth round draft choice in 1991 (Jiri Kuntos).
5-30-91	Lost Greg Paslawski to San Jose in the expansion draft.
6-22-91	Acquired Tom Draper from Winnipeg for Buffalo's seventh round choice (Artur Oktyabrev) in 1992.
10-11-91	Traded Darrin Shannon, Dean Kennedy and Mike Hartman to Winnipeg for Dave McLwain, Gord Donnelly, Winnipeg's fifth round choice (Yuri Khmylev) in the 1992 Entry Draft, and future considerations.
10-24-91	Acquired Colin Patterson from Calgary for future considerations.
10-25-91	Traded Pierre Turgeon, Uwe Krupp, Dave McLwain and Benoit Hogue to the N.Y. Islanders for Pat LaFontaine, Randy Wood and Randy Hillier.
3-9-92	Traded Dave Snuggerud to San Jose for Wayne Presley. Traded Jay Wells to the N.Y. Rangers for Randy Moller.
3-10-92	Traded Kevin Haller to Montreal for Petr Svoboda. Acquired Dave Hannan from Toronto for a sixth round draft choice (Chris Deruiter) in 1992.
6-15-92	Traded Christian Ruutu and future considerations to Winnipeg for Stephane Beauregard.
6-18-92	Lost Darcy Loewen and Brad Miller to Ottawa in the expansion draft.
8-7-92	Traded Stephane Beauregard and Buffalo's fourth round choice (Eric Daze) in the 1993 Entry Draft to Chicago for Dominik Hasek.
2-3-93	Traded Dave Andreychuk, Daren Puppa, and the team's first round draft choice in 1993 (Kenny Jonsson) to Toronto for Grant Fuhr and the Maple Leafs' fifth round pick (Kevin Popp) in the 1995 Entry Draft.
3-22-93	Traded Mike Ramsey to the Pittsburgh Penguins for Bob Errey.
6-24-93	Lost Bill Houlder and Bob Corkum to Anaheim in the expansion draft.
9-1-93	Traded Jozef Cierny and Buffalo's fourth round choice (Jussi Tarvainen) in 1994 to Edmonton for Craig Simpson.
9-30-93	Traded Tom Draper to the New York Islanders for future considerations (Steve Plouffe, 7th round choice, 1994 Entry Draft).
10-27-93	Traded Keith Carney and Buffalo's sixth round choice (Marc Magliarditi) in 1995 to the Blackhawks for Craig Muni and Chicago's fifth round choice (Daniel Bienvenue) in 1995.
12-15-93	Traded Gord Donnelly to the Dallas Stars for James Black and a conditional draft choice in 1994 (Steve Webb).
7-8-94	Acquired Kevin McClelland from the Winnipeg Jets in exchange for future considerations.
7-26-94	Traded Sean O'Donnell to the Los Angeles Kings for Doug Houda.
1-18-95	Lost Randy Wood to Toronto in the Waiver Draft.
2-14-95	Traded Philippe Boucher, Grant Fuhr, and Denis Tsygurov to Los Angeles for Charlie Huddy, Robb Stauber, Alexei Zhitnik, and a fifth round draft choice in 1995 (Marian Mienhart).
4-7-95	Traded Petr Svoboda to Philadelphia for Garry Galley. Traded Ken Sutton to Edmonton for Scott Pearson.
7-8-95	Traded Alexander Mogilny and a fifth round draft choice in 1995 (Todd Norman) to Vancouver for Mike Peca, Mike Wilson, and a first round draft choice in 1995 (Jay McKee).

All-Time Uniform Numbers

- David Littman, Jacques Cloutier, Don Edwards, Roger Crozier.
- Tim Horton, Jim Watson.
- Garry Galley, Dean Melanson, Grant Ledyard, Calle Johansson, Jim Hoffer, Richie Dunn, Hannu Virta, Bill Stewart, Paul McIntosh, Jocelyn Guevremont, Mike Robitaille, Paul Terbenche, Tracy Pratt.
- Alexei Zhitnik, Philippe Boucher, Uwe Krupp, Steve Dykstra, Jim Korn, Jerry Korab, Timo Jutila, Mark Renaud, John Van Boxmeer, Tracy Pratt, Mike McMahon.
- Craig Muni, Mike Ramsey, John Van Boxmeer, Lee Fogolin, Larry Carriere, Larry Hillman, Doug Barrie.
- Doug Houda, Keith Carney, Phil Housley, Ron Fischer, Jim Schoenfeld, Al Hamilton.
- Petr Svoboda, Kevin Haller, John Tucker, Mike Donnelly, Dale McCourt, Randy Cunneyworth, Rick Martin, Rene Robert, Cliff Schmutz.
- Doug Bodger, Jim Jackson, Paul Cyr, Richard Hajdu, Don Lever, Dave Fenyves, Bob Mongrain, Real Cloutier, Tony McKegney, Jim Lorenz, Rick Martin, Dick Duff, Butch Deadmarsh, Bill Inglis.
- Viktor Gordiounk, Greg Brown, Scott Arniel, Gilles Hamel, Mike Moller, J.F. Sauve, Rick Dudley, Jacques Richard, Norm Gratton, Rick Martin, Butch Deadmarsh, Danny Lawson, Reggie Fleming.
- Dale Hawerchuk, Craig Ramsay, Phil Goyette.
- Gil Perreault.
- Peter Ambroziak, Bob Errey, Peter Ciavaglia, Greg Paslawski, Scott Metcalfe, Rick Vaive, Ken Priestlay, Jody Gage, Sean McKenna, Andre Savard, Gary McAdam, Larry Mickey, Mike Byers, Skip Krake.
- Yuri Khmylev, Jim Schoenfeld.

All-Time Uniform Numbers

- Dave Hannan, Jody Gage, Steve Ludzik, Mikael Andersson, Mike Moller, Alan Haworth, Rene Robert, Norm Gratton, Don Luce, Rod Zaine, Randy Wyrozub.
- Sergei Petrenko, Greg Brown, Randy Wood, Lou Franceschetti, Kevin Haller, Doug Smith, Chris Langevin, Adam Creighton, Geordie Robertson, Yvon Lambert, Rob McClanahan, Mike Boland, Gary McAdam, Michel Deziel, Bryan McShelley, Gerry Meehan.
- Pat LaFontaine, Darrin Shannon, Mike Donnelly, Paul Brydges, Ric Seiling, Derek Smith, Peter McNab, Real Lemieux, Randy Wyrozub, Ron Anderson, Butch Deadmarsh.
- Craig Simpson, Todd Simon, Colin Patterson, Mike Foligno, Gilles Hamel, John Gould, Rick Dudley, Derek Smith, Fred Stanfield, Bob Richer, Floyd Smith.
- Wayne Presley, Dave Snuggerud, Bob Halkidis, Paul Cyr, Gilles Hamel, Danny Gare, Paul Terbenche, Kevin O'Shea.
- Brian Holzinger, Randy Wood, Tony Tanti, Kevin Maguire, Doug Trapp, Bob Halkidis, Jim Wiemer, Sean McKenna, Jeff Eatough, Randy Cunneyworth, Derek Smith, Alex Tidey, Morris Titanic, Fred Stanfield, Steve Atkinson, Francois Lacombe, Brian Perry.
- Bob Sweeney, Dave McLwain, Mike Hartman, Don Lever, Brent Peterson, Kai Suikkanen, Don Luce, Dick Duff, Brian McDonald.
- Scott Thomas, Christian Ruutu, Richie Dunn, Claude Verret, J.F. Sauve, Dave Schultz, Ron Schock, Brian Spencer, Ron Busniuk, John Gould, Hugh Harris, Terry Ball, Larry Mickey, Larry Keenan, Paul Andrea, Jean-Guy Lagace.
- Charlie Huddy, Craig Simpson, Rick Vaive, Lindy Ruff, Jocelyn Guevremont, Peter McNab, Doug Rombough, Ray McKay, Rod Zaine, Don Marshall.
- Bill Houlder, Randy Hillier, Jiri Sejba, Ray Sheppard, Gates Orlando, Kai Suikkanen, Ron Fischer, Hannu Virta, Sean McKenna, Bob Hess, Randy Cunneyworth, Mike Ramsey, Ken Breitenbach, Larry Carriere, Joe Noris, Eddie Shack, John Gould, Rene Robert, Paul Terbenche.
- Philippe Boucher, Randy Moller, Jay Wells, Mike Donnelly, Steve Smith, Ed Hospodar, Bill Hajt, Gary Bromley, Peter McNab, Randy Wyrozub, John Gould, Ron Buzniuk, Chris Evans, Ray McKay, Jean-Guy Talbot, Butch Deadmarsh.
- Dave Andreychuk, Mal Davis, Jere Gillis, Bob Mongrain, Terry Martin, Craig Ramsay, Hap Myers, Brian Perry.
- Derek Plante, Keith Carney, Dean Kennedy, Darrin Shannon, Richie Dunn, Bob Logan, Phil Russell, Pat Hughes, Dave Maloney, Steve Patrick, Val James, Ken Breitenbach, Alex Tidey, Derek Smith, Randy Wyrozub, Larry Keenan.
- Brad May, Larry Playfair, Joe Reekie, Wilf Paiment, Joe Kowal.
- Donald Audette, Dale DeGray, Mark Ferner, Jeff Parker, Tom Kurvers, Brian Engblom, Richard Hajdu, Paul Gardner, Bob Sauve, Ron Fischer, Jim Walsh, Gary Bromley, Rocky Farr, Dave Dryden, Terry Ball.
- Scott Pearson, Denis Tsygurov, Bob Corkum, Jeff Parker, Richie Dunn, Mark Ferner, Jeff Parker, Mal Davis, Dave Andreychuk, Jacques Cloutier, Val James, Mike Moller, Don Edwards, Gary Bromley.
- Clint Malarchuk, Tom Barrasso, Paul Harrison, Val James, Randy Ireland, Gerry Desjardins, Rocky Farr, Dave Dryden, Joe Daley.
- Grant Fuhr, Daren Puppa, Joe Reekie, Dave Fenyves, Al Smith.
- Rob Ray, Scott Metcalfe, Don McSween, Norm Lacombe, Bob Mongrain, Gary McAdam, Wayne Ramsey.
- Mark Astley, Bob Sweeney, Benoit Hogue, Jody Gage, Lee Fogolin, Jim Hoffer, Phil Myre.
- Gord Donnelly, David Littman, Lou Franceschetti, Darren Eliot, Scott Metcalfe, Jim Korn, Adam Creighton.
- Robb Stauber, Tom Draper, Darcy Wakaluk, Daren Puppa.
- Matthew Barnaby, Darcy Loewen, Jan Ludvig.
- Curtis Brown, Lou Franceschetti, Bill Houlder, Shawn Anderson.
- Joel Savage, Adam Creighton.
- Dominik Hasek, Brian Curran, Don McSween, Trent Kaese, Clark Gillies.
- James Black, Mitch Molloy, Larry Playfair, Uwe Krupp.
- Ken Sutton, Brian Curran.
- Richard Smehlik, Mikko Makela, Bob Corkum, Brad Miller, Steve Dykstra.
- Jason Dawe, Francois Guay.
- Alexei Zhitnik, Doug Macdonald, Brad Miller, Jerry Korab.
- Donald Audette.
- Bill Houlder.
- Reed Larson, Joe Reekie.
- Ken Priestlay.
- Mark Napier.
- Wayne Primeau.
- Pierre Turgeon.
- Alexander Mogilny.
- Clark Gillies.

NHL Directory

Anaheim Mighty Ducks

Arrowhead Pond of Anaheim
2695 Katella Ave.
P.O. Box 61077
Anaheim, CA 92803-6177
(714) 704-2700

Boston Bruins

#1 Fleet Center
Suite 250
Boston, MA 02114
(617) 624-1050

Calgary Flames

Canadian Airlines Saddledome
P.O. Box 1540 - Station M
Calgary, Alta. T2P 3B9
(403) 777-2177

Chicago Blackhawks

The United Center
1901 W. Madison St.
Chicago, Ill. 60612
(312) 455-7000

Colorado Avalanche

McNichols Sports Arena
1635 Clay Street
Denver, Colorado 80204
(303) 893-6700

Dallas Stars

211 Cowboys Parkway
Irving, TX 75063
(214) 868-2890

Detroit Red Wings

Joe Louis Arena
600 Civic Center Dr.
Detroit, Mich. 48226
(313) 396-7544

Edmonton Oilers

Edmonton Coliseum
7424 - 118 Ave.
Edmonton, Alta. T5B 4M9
(403) 474-8561

Florida Panthers

100 N.E. Third Avenue
10th Floor
Fort Lauderdale, FL 33301
(305) 768-1900

Hartford Whalers

242 Trumbull St.
Eighth Floor
Hartford, Conn. 06103
(203) 728-3366

Los Angeles Kings

P.O. Box 17013
Inglewood, Calif. 90308
(310) 419-3160

Montreal Canadiens

Montreal Forum
2313 St. Catherine St. West
Montreal, Que. H3H 1N2
(514) 932-2582

New Jersey Devils

Byrne Meadowlands Arena
P.O. Box 504
East Rutherford, N.J. 07073
(201) 935-6050

New York Islanders

Nassau Coliseum
Uniondale, NY 11553
(516) 794-4100

New York Rangers

Madison Square Garden
14th Floor
2 Pennsylvania Plaza
New York, NY 10121
(212) 465-6486

Ottawa Senators

301 Promenade Moodie Drive
Suite 200
Nepean, Ontario K2H 9C4
(613) 721-0115

Philadelphia Flyers

Corestates Spectrum
3601 South Broad Street
Philadelphia, PA 19148
(215) 465-4500

Pittsburgh Penguins

Civic Arena, Gate 9
Pittsburgh, PA 15219
(412) 642-1300

St. Louis Blues

Kiel Center
1401 Clark Street
St. Louis, MO 63103
(314) 622-2500

San Jose Sharks

San Jose Arena
525 West Santa Clara St.
San Jose, CA 95113
(408) 287-7070

Tampa Bay Lightning

One Mack Center
501 East Kennedy Blvd.
Suite 175
Tampa, Florida 33602
(813) 229-2658

Toronto Maple Leafs

Maple Leaf Gardens
60 Carlton St.
Toronto, Ontario M5B 1L1
(416) 977-1641

Vancouver Canucks

GM Place
800 Griffiths Way
Vancouver, B.C. V6B 6G1
(604) 899-4600

Washington Capitals

USAir Arena
One Harry S. Truman Drive
Landover, MD 20785
(301) 386-7000

Winnipeg Jets

10th Floor - 1661 Portage Ave.
Winnipeg, Manitoba R3J 3T7
(204) 982-5387

NHL - Montreal

1800 McGill College Ave.
26th Floor, Room 2600
Montreal, Quebec H3A 3J6
(514) 288-9220

NHL - New York

1251 Avenue of the Americas
47th Floor
New York, NY 10020-1198
(212) 789-2000

NHL - Toronto

75 International Blvd.
Suite 300
Rexdale, Ontario M9W 6L9
(416) 798-0809

NHL Notes of Interest

SEASON AHEAD: The 1995-96 season will be the 79th in the history of the National Hockey League. It marks the Sabres' 26th.

WAIVER DRAFT: October 2, 1995 at 11 a.m. EST.

TRADING DEADLINE: March 20, 1996 (3:00 p.m. EST). The date also marks the last day for loans and recalls from minor league teams except in emergency (usually injury-related) situations.

ENTRY DRAFT: The 1996 Entry Draft will be held in St. Louis on June 22nd.

GOALS-AGAINST AVERAGE: To calculate for a player or team, divide goals against by minutes played and multiply by 60.

GOALS-FOR AVERAGE: To calculate for a goalie, divide goals scored by his team while he played by minutes played and multiply by 60.

SHOTS AGAINST AVERAGE: To calculate for a player or team, divide shots against by minutes played and multiply by 60.

PLUS-MINUS RATING: A player received a "plus-one" when he is on the ice for an even-strength or short-handed goal by his team. He receives a "minus-one" when he is on the ice for an even-strength or short-handed goal by the other team. The overall season rating is determined by totaling all of the pluses and minuses for the season.

POWER PLAY RANKINGS: When a team scores during a five minute power play situation, it is considered that a new situation is about to begin. Therefore, if a team scores one power play goal in five minutes it is considered one for two in the official league rankings. If it scores two goals in that time, it is considered two for three. If the team scores exactly five minutes after the penalty is called, it is one for one. If a team has a two man advantage of any kind, it is considered to be two separate power-play opportunities for statistical purposes.

ROOKIE: In order to be considered a rookie, a player must not have played in 25 or more NHL games in any preceding season, nor in six or more NHL games in each of any two preceding seasons. In addition, to qualify for the Calder Trophy (rookie of the year), a player cannot have attained his 26th birthday by September 15 of the season in which he is eligible for the award.

SCHEDULE: All of the 26 teams will play 82 games this season, 41 at home and 41 on the road. Each Eastern Conference team will play either five or six games against divisional opponents; four games against teams in the other division of their conference; and two games against each of the 13 teams in the Western conference. In the Western Conference, each club will play either five or six games against divisional opponents; four games against teams in the other division of their conference and two games against each of the 13 teams in the Eastern Conference.

TIE-BREAKERS IN THE STANDINGS: According to the NHL, the following is the official method of determining which team is higher in the standings if two or more clubs have the same number of points:

1. Overall wins.
2. Points in head-to-head competition.
3. Overall goals scored minus overall goals allowed.
4. Special emergency meeting or conference call of general managers.

There is no provision for a coin flip. The same procedure is used for determining the order of the Entry Draft.

PLAYOFF FORMAT: The league's playoff format will be conference-based in 1995-96, with the first place team in the regular season competing against the eighth place team; second against seventh; third against sixth; and fourth against fifth. The playoff matchups will be based on overall points achieved in the regular season, with the four division regular season champions being placed in the first and second place seeds in each Conference to thus assure home-ice advantage in the first two playoff rounds.

All series will remain best-of-seven with home-ice rotating on a 2-2-1-1-1 basis, with the exception of matchups between Central and Pacific division teams. In such matchups, the team with the most points will have its choice on the format (2-3-2 or 2-2-1-1-1). Regardless of which format they choose however, they will open at home.

The Eastern Conference champion will face the Western Conference champion in the Stanley Cup Final.

Support Our Community,
Buy...

DUNN TIRE

VALUE • QUALITY • INTEGRITY

A Western New York original...

Locally owned and operated
offering the lowest prices on
Buffalo's own ➤ **DUNLOP** tires.

DUNLOP

SUPER TIRE

D65 TOURING



GET A DUNN DEAL!

The
Playoffs



1978 NHL ALL-STAR BR
COMES TO PROCEEDS BEST CITY
BUFFALO JAN 24

11 ANNUA
S & ENT
LO. NEW
NE 22, 1

**BUFFALO
MEMORIAL
AUDITORIUM**

"Legends of the Aud"

1940-1994

Sabres' All Time Playoff Results

Date	Score	Location
April 4, 1973	Montreal 2, Buffalo 1	Montreal
April 5, 1973	Montreal 7, Buffalo 3	Montreal
April 7, 1973	Montreal 5, Buffalo 2	Buffalo
April 8, 1973	Buffalo 5, Montreal 1	Buffalo
April 10, 1973	Buffalo 3, Montreal 2 OT	Montreal
April 12, 1973	Montreal 4, Buffalo 2	Buffalo
	(Montreal wins series 4 games to 2)	
April 13, 1975	Buffalo 4, Chicago 1	Buffalo
April 15, 1975	Buffalo 3, Chicago 1	Buffalo
April 17, 1975	Chicago 5, Buffalo 4 OT	Chicago
April 20, 1975	Buffalo 6, Chicago 2	Chicago
April 22, 1975	Buffalo 3, Chicago 1	Buffalo
	(Buffalo wins series 4 games to 1)	
April 27, 1975	Buffalo 6, Montreal 5 OT	Buffalo
April 29, 1975	Buffalo 4, Montreal 2	Buffalo
May 1, 1975	Montreal 7, Buffalo 0	Montreal
May 3, 1975	Montreal 8, Buffalo 2	Montreal
May 6, 1975	Buffalo 5, Montreal 4 OT	Buffalo
May 8, 1975	Buffalo 4, Montreal 3	Montreal
	(Buffalo wins series 4 games to 2)	
May 15, 1975	Philadelphia 4, Buffalo 1	Philadelphia
May 18, 1975	Philadelphia 2, Buffalo 1	Philadelphia
May 20, 1975	Buffalo 5, Philadelphia 4 OT	Buffalo
May 22, 1975	Buffalo 4, Philadelphia 2	Buffalo
May 25, 1975	Philadelphia 5, Buffalo 1	Philadelphia
May 27, 1975	Philadelphia 2, Buffalo 0	Philadelphia
	(Philadelphia wins series 4 games to 2)	
April 6, 1976	St. Louis 5, Buffalo 2	St. Louis
April 8, 1976	Buffalo 3, St. Louis 2 OT	Buffalo
April 9, 1976	Buffalo 2, St. Louis 1 OT	Buffalo
	(Buffalo wins series 2 games to 1)	
April 11, 1976	Buffalo 5, N.Y. Islanders 3	Buffalo
April 13, 1976	Buffalo 3, N.Y. Islanders 2 OT	Buffalo
April 15, 1976	N.Y. Islanders 5, Buffalo 3	N.Y. Islanders
April 17, 1976	N.Y. Islanders 4, Buffalo 2	N.Y. Islanders
April 20, 1976	N.Y. Islanders 4, Buffalo 2	N.Y. Islanders
April 22, 1976	N.Y. Islanders 3, Buffalo 2	N.Y. Islanders
	(N.Y. Islanders win series 4 games to 2)	
April 5, 1977	Buffalo 4, Minnesota 2	Buffalo
April 7, 1977	Buffalo 7, Minnesota 1	Minnesota
	(Buffalo wins series 2 games to 0)	
April 11, 1977	N.Y. Islanders 4, Buffalo 2	N.Y. Islanders
April 13, 1977	N.Y. Islanders 4, Buffalo 2	N.Y. Islanders
April 15, 1977	N.Y. Islanders 4, Buffalo 3	Buffalo
April 17, 1977	N.Y. Islanders 4, Buffalo 3	Buffalo
	(N.Y. Islanders win series 4 games to 0)	
April 11, 1978	Buffalo 4, N.Y. Rangers 1	Buffalo
April 13, 1978	N.Y. Rangers 4, Buffalo 3 OT	N.Y. Rangers
April 15, 1978	Buffalo 4, N.Y. Rangers 1	Buffalo
	(Buffalo wins series 2 games to 1)	
April 17, 1978	Philadelphia 4, Buffalo 1	Philadelphia
April 19, 1978	Philadelphia 3, Buffalo 2	Philadelphia
April 22, 1978	Buffalo 4, Philadelphia 1	Buffalo
April 23, 1978	Philadelphia 4, Buffalo 2	Philadelphia
April 25, 1978	Philadelphia 4, Buffalo 2	Philadelphia
	(Philadelphia wins series 4 games to 1)	

Sabres' All Time Playoff Results

Date	Score	Location
April 10, 1979	Pittsburgh 4, Buffalo 3	Buffalo
April 12, 1979	Buffalo 3, Pittsburgh 1	Pittsburgh
April 14, 1979	Pittsburgh 4, Buffalo 3 OT	Buffalo
	(Pittsburgh wins series 2 games to 1)	
April 8, 1980	Buffalo 2, Vancouver 1	Buffalo
April 9, 1980	Buffalo 6, Vancouver 0	Buffalo
April 11, 1980	Vancouver 5, Buffalo 4	Vancouver
April 12, 1980	Buffalo 3, Vancouver 1	Vancouver
	(Buffalo wins series 3 games to 1)	
April 16, 1980	Buffalo 5, Chicago 0	Buffalo
April 17, 1980	Buffalo 6, Chicago 4	Buffalo
April 19, 1980	Buffalo 2, Chicago 1	Chicago
April 20, 1980	Buffalo 3, Chicago 2	Chicago
	(Buffalo wins series 4 games to 0)	
April 29, 1980	N.Y. Islanders 4, Buffalo 1	Buffalo
May 1, 1980	N.Y. Islanders 2, Buffalo 1 (2OT)	Buffalo
May 3, 1980	N.Y. Islanders 7, Buffalo 4	N.Y. Islanders
May 6, 1980	Buffalo 7, N.Y. Islanders 4	N.Y. Islanders
May 8, 1980	Buffalo 2, N.Y. Islanders 0	Buffalo
May 10, 1980	N.Y. Islanders 5, Buffalo 2	N.Y. Islanders
	(N.Y. Islanders win series 4 games to 2)	
April 8, 1981	Buffalo 3, Vancouver 2 OT	Buffalo
April 9, 1981	Buffalo 5, Vancouver 2	Buffalo
April 11, 1981	Buffalo 5, Vancouver 3	Vancouver
	(Buffalo wins series 3 games to 0)	
April 16, 1981	Minnesota 4, Buffalo 3 OT	Buffalo
April 17, 1981	Minnesota 5, Buffalo 2	Buffalo
April 19, 1981	Minnesota 6, Buffalo 4	Minnesota
April 20, 1981	Buffalo 5, Minnesota 4 OT	Minnesota
April 22, 1981	Minnesota 4, Buffalo 3	Buffalo
	(Minnesota wins series 4 games to 1)	
April 7, 1982	Boston 3, Buffalo 1	Boston
April 8, 1982	Boston 7, Buffalo 3	Boston
April 10, 1982	Buffalo 5, Boston 2	Buffalo
April 11, 1982	Boston 5, Buffalo 2	Buffalo
	(Boston wins series 3 games to 1)	
April 6, 1983	Buffalo 1, Montreal 0	Montreal
April 7, 1983	Buffalo 3, Montreal 0	Montreal
April 9, 1983	Buffalo 4, Montreal 2	Buffalo
	(Buffalo wins series 3 games to 0)	
April 14, 1983	Buffalo 7, Boston 4	Boston
April 15, 1983	Boston 5, Buffalo 3	Boston
April 17, 1983	Buffalo 4, Boston 3	Buffalo
April 18, 1983	Boston 6, Buffalo 2	Buffalo
April 20, 1983	Boston 9, Buffalo 0	Boston
April 22, 1983	Buffalo 5, Boston 3	Buffalo
April 24, 1983	Boston 3, Buffalo 2 OT	Boston
	(Boston wins series 4 games to 3)	
April 4, 1984	Quebec 3, Buffalo 2	Buffalo
April 5, 1984	Quebec 6, Buffalo 2	Buffalo
April 7, 1984	Quebec 4, Buffalo 1	Quebec
	(Quebec wins series 3 games to 0)	
April 10, 1985	Quebec 5, Buffalo 2	Quebec
April 11, 1985	Quebec 3, Buffalo 2	Quebec
April 13, 1985	Buffalo 6, Quebec 4	Buffalo
April 14, 1985	Buffalo 7, Quebec 4	Buffalo
April 16, 1985	Quebec 6, Buffalo 5	Quebec
	(Quebec wins series 3 games to 2)	

Sabres' All Time Playoff Results

Date	Score	Location
April 6, 1988	Boston 7, Buffalo 3	Boston
April 7, 1988	Boston 4, Buffalo 1	Boston
April 9, 1988	Buffalo 6, Boston 2	Buffalo
April 10, 1988	Buffalo 6, Boston 5 OT	Buffalo
April 12, 1988	Boston 5, Buffalo 4	Boston
April 14, 1988	Boston 5, Buffalo 2	Buffalo
(Boston wins series 4 games to 2)		
April 5, 1989	Buffalo 6, Boston 0	Boston
April 6, 1989	Boston 5, Buffalo 3	Boston
April 8, 1989	Boston 4, Buffalo 2	Buffalo
April 9, 1989	Boston 3, Buffalo 2	Buffalo
April 11, 1989	Boston 4, Buffalo 1	Boston
(Boston wins series 4 games to 1)		
April 5, 1990	Buffalo 4, Montreal 1	Buffalo
April 7, 1990	Montreal 3, Buffalo 0	Buffalo
April 9, 1990	Montreal 2, Buffalo 1 OT	Montreal
April 11, 1990	Buffalo 4, Montreal 2	Montreal
April 13, 1990	Montreal 4, Buffalo 2	Buffalo
April 15, 1990	Montreal 5, Buffalo 2	Montreal
(Montreal wins series 4 games to 2)		
April 3, 1991	Montreal 7, Buffalo 5	Montreal
April 5, 1991	Montreal 5, Buffalo 4	Montreal
April 7, 1991	Buffalo 5, Montreal 4	Buffalo
April 9, 1991	Buffalo 6, Montreal 4	Buffalo
April 11, 1991	Montreal 4, Buffalo 3	Montreal
April 13, 1991	Montreal 5, Buffalo 1	Buffalo
(Montreal wins series 4 games to 2)		
April 19, 1992	Buffalo 3, Boston 2	Boston
April 21, 1992	Boston 3, Buffalo 2 OT	Boston
April 23, 1992	Boston 3, Buffalo 2	Buffalo
April 25, 1992	Boston 5, Buffalo 4 OT	Buffalo
April 27, 1992	Buffalo 2, Boston 0	Boston
April 29, 1992	Buffalo 9, Boston 3	Buffalo
May 1, 1992	Boston 3, Buffalo 2	Boston
(Boston wins series 4 games to 3)		
April 18, 1993	Buffalo 5, Boston 4 OT	Boston
April 20, 1993	Buffalo 4, Boston 0	Boston
April 22, 1993	Buffalo 4, Boston 3 OT	Buffalo
April 24, 1993	Buffalo 6, Boston 5 OT	Buffalo
(Buffalo wins series 4 games to 0)		
May 2, 1993	Montreal 4, Buffalo 3	Montreal
May 4, 1993	Montreal 4, Buffalo 3 OT	Montreal
May 6, 1993	Montreal 4, Buffalo 3 OT	Buffalo
May 8, 1993	Montreal 4, Buffalo 3 OT	Buffalo
(Montreal wins series 4 games to 0)		
April 17, 1994	Buffalo 2, New Jersey 0	New Jersey
April 19, 1994	New Jersey 2, Buffalo 1	New Jersey
April 21, 1994	New Jersey 2, Buffalo 1	Buffalo
April 23, 1994	Buffalo 5, New Jersey 3	Buffalo
April 25, 1994	New Jersey 5, Buffalo 3	New Jersey
April 27, 1994	Buffalo 1, New Jersey 0 (4OT)	Buffalo
April 29, 1994	New Jersey 2, Buffalo 1	New Jersey
(New Jersey wins series 4 games to 3)		
May 7, 1995	Philadelphia 4, Buffalo 3 (OT)	Philadelphia
May 8, 1995	Philadelphia 3, Buffalo 1	Philadelphia
May 10, 1995	Buffalo 3, Philadelphia 1	Buffalo
May 12, 1995	Philadelphia 4, Buffalo 2	Buffalo
May 14, 1995	Philadelphia 6, Buffalo 4	Philadelphia
(Philadelphia wins series 4 games to 1)		

Final 1995 Playoff Scoring

NO.	PLAYER	GP	G	A	PTS	+/-	PIM	PP	SH	GW	OT	S	PCTG
89	Alexander Mogilny	5	3	2	5	-6	2	0	0	0	0	18	16.7
18	Wayne Presley	5	3	1	4	3	8	0	1	1	0	14	21.4
16	Pat LaFontaine	5	2	2	4	-2	2	1	0	0	0	11	18.2
8	Doug Bodger	5	0	4	4	1	0	0	0	0	0	12	0
19	* Brian Holzinger	4	2	1	3	-3	2	1	0	0	0	6	33.3
43	Jason Dawe	5	2	1	3	-2	6	0	0	0	0	10	20.0
3	Garry Galley	5	0	3	3	-3	4	0	0	0	0	12	.0
28	Donald Audette	5	1	1	2	-2	4	1	0	0	0	12	8.3
14	Dave Hannan	5	0	2	2	2	2	0	0	0	0	1	.0
5	Craig Muni	5	0	1	1	0	2	0	0	0	0	3	.0
44	Alexei Zhitnik	5	0	1	1	-7	14	0	0	0	0	12	.0
13	Yuri Khmylev	5	0	1	1	-1	8	0	0	0	0	7	.0
10	Dale Hawerchuk	2	0	0	0	-1	0	0	0	0	0	3	.0
33	* Mark Astley	2	0	0	0	-2	0	0	0	0	0	0	.0
22	Charlie Huddy	3	0	0	0	1	0	0	0	0	0	5	.0
27	Brad May	4	0	0	0	2	1	0	0	0	0	4	.0
39	Dominik Hasek	5	0	0	0	0	0	0	0	0	0	0	.0
29	Scott Pearson	5	0	0	0	-1	4	0	0	0	0	9	.0
32	Rob Ray	5	0	0	0	0	14	0	0	0	0	0	.0
20	Bob Sweeney	5	0	0	0	-1	4	0	0	0	0	5	.0
42	Richard Smehlik	5	0	0	0	-1	2	0	0	0	0	3	.0

NO.	GOALTENDER	GP	MINS	AVG	W	L	EN	SO	GA	SA	SPCT	A	PIM
39	Dominik Hasek	5	309	3.50	1	4	0	0	18	131	.863	0	0
TEAM TOTALS		5	310	3.48	1	4	0	0	18	131	.863		

* - rookie

Sabre Fact

The Sabres have had 136 hat tricks in their history entering 1995-96. Wilf Paiement recorded the 100th three (or more) goal game in Buffalo history on February 26, 1987 vs. the visiting St. Louis Blues.



1995 Playoffs



Buffalo vs. Philadelphia

Eastern Conference Quarter Finals

SUMMARY:

Buffalo
Philadelphia

	GP	W	L	GF	GA	PIM	PPG	PPA
Buffalo	5	1	4	13	18	80	3	26
Philadelphia	5	4	1	18	13	70	3	26

AT BUFFALO

May 10 - Sabres 3 Flyers 1
May 12 - Flyers 4 Sabres 2

AT PHILADELPHIA

May 7 - Flyers 4 Sabres 3 (ot)
May 8 - Flyers 3 Sabres 1
May 14 - Flyers 6 Sabres 4

INDIVIDUAL SCORING LEADERS

BUFFALO	GP	G	A	PTS	PIM	PHILADELPHIA	GP	G	A	PTS	PIM
M. Astley	2	0	0	0	0	S. Antoski	3	0	0	0	0
D. Audette	5	1	1	2	4	R. Brind'Amour	5	3	5	8	2
D. Bodger	5	0	4	4	0	D. Brown	3	0	0	0	0
J. Dawe	5	2	1	3	6	E. Desjardins	5	1	1	2	4
G. Galley	5	0	3	3	4	R. DiMaio	5	2	2	4	2
D. Hannan	5	0	2	2	2	K. Dineen	5	1	2	3	8
D. Hasek	5	0	0	0	0	G. Dionne	1	0	0	0	2
D. Hawerchuk	2	0	0	0	0	K. Dykhuis	5	2	0	2	6
B. Holzinger	4	2	1	3	2	B. Fedyk	5	2	0	2	6
C. Huddy	3	0	0	0	0	K. Haller	5	2	2	4	6
Y. Khmylev	5	0	1	1	8	R. Hextall	5	0	1	1	0
P. LaFontaine	5	2	2	4	2	P. Juhlin	3	1	0	1	0
B. May	4	0	0	0	2	J. LeClair	5	2	1	3	2
A. Mogilny	5	3	2	5	2	E. Lindros	2	1	4	5	4
C. Muni	5	0	1	1	2	C. MacTavish	5	0	1	1	10
S. Pearson	5	0	0	0	4	J. Montgomery	3	0	0	0	0
W. Presley	5	3	1	4	8	S. Podein	5	0	2	2	4
R. Ray	5	0	0	0	14	M. Renberg	5	0	2	2	6
R. Smehlik	5	0	0	0	2	A. Semenov	5	1	1	2	0
B. Sweeney	5	0	0	0	4	P. Svoboda	5	0	2	2	0
A. Zhitnik	5	0	1	1	14	C. Therien	5	0	0	0	6
						D. Yushkevich	5	0	2	2	2

GWG: Presley

PPG: LaFontaine, Holzinger, Audette

SHG: Presley

OTG: None

GWG: Dykhuis, DiMaio, Desjardins, LeClair

PPG: Brind'Amour, Dykhuis, Desjardins

SHG: DiMaio

OTG: Dykhuis

GOALTENDING

SABRES	GP	MIN	GA	EN	SO	AVG.	W	L	FLYERS	GP	MIN	GA	EN	SO	AVG.	W	L
Hasek	5	309	18	0	0	3.50	1	4	Hextall	5	310	2	1	0	2.32	4	1

GOALS BY PERIOD

	1	2	3	OT	TOT
Buffalo	3	4	6	0	13
Philadelphia	8	8	1	1	18

SHOTS ON GOAL

	1	2	3	OT	TOT
Buffalo	36	68	43	0	147
Philadelphia	58	35	33	5	131

Sabres' All Time Playoff Scoring

PLAYER	GP	G	A	PTS	PIM
Shawn Anderson	5	0	1	1	4
Mikael Andersson	1	1	0	1	0
Dave Andreychuk	41	12	20	32	32
Scott Arniel	16	2	1	3	13
Mark Astley	2	0	0	0	0
Donald Audette	22	3	4	7	16
Matthew Barnaby	4	0	1	1	21
Tom Barrasso	12	0	0	0	9
Doug Bodger	42	6	18	24	25
Philippe Boucher	7	1	1	2	2

Ken Breitenbach	8	0	1	1	4
Keith Carney	15	0	6	6	6
Larry Carriere	23	0	3	3	40
Jacques Cloutier	4	0	0	0	0
Real Cloutier	2	0	0	0	0
Bob Corkum	14	2	0	2	6
Roger Crozier	9	0	1	1	2
Paul Cyr	18	3	6	9	21
Mal Davis	7	1	0	1	0
Jason Dawe	11	2	2	4	12

Gerry Desjardins	25	0	0	0	4
Michel Deziel	1	0	0	0	0
Gord Donnelly	4	0	1	1	0
Tom Draper	7	0	0	0	0
Dave Dryden	2	0	0	0	0
Rick Dudley	25	7	2	9	69
Richie Dunn	27	2	14	16	16
Don Edwards	31	0	0	0	7
Bob Errey	4	0	1	1	10
Dave Fenyves	11	0	0	0	9

Lee Fogolin	30	0	6	6	58
Mike Foligno	39	13	11	24	143
Lou Franceschetti	6	1	0	1	2
Grant Fuhr	8	0	0	0	2
Garry Galley	5	0	3	3	4
Danny Gare	57	23	21	44	147
Clark Gillies	5	0	1	1	25
Norm Gratton	6	0	1	1	2
Jocelyn Guevremont	40	4	17	21	18
Bill Hajt	80	2	16	18	70

Bob Halkidis	8	0	0	0	41
Kevin Haller	6	1	4	5	10
Gilles Hamel	18	2	5	7	8
Dave Hannan	27	4	3	7	28
Hugh Harris	3	0	0	0	0
Paul Harrison	1	0	0	0	0
Mike Hartman	19	0	0	0	104
Dominik Hasek	13	0	0	0	2
Dale Hawerchuk	30	9	25	34	16
Alan Haworth	10	4	5	9	4

Larry Hillman	6	0	0	0	8
Benoit Hogue	13	3	1	4	37
Brian Holzinger	4	2	1	3	2
Tim Horton	6	0	1	1	4
Bill Houlder	8	0	2	2	4
Phil Housley	35	10	17	27	22
Charlie Huddy	3	0	0	0	0
Val James	3	0	0	0	0
Calle Johansson	6	0	1	1	0
Dean Kennedy	8	1	2	3	29

Sabres' All Time Playoff Scoring

PLAYER	GP	G	A	PTS	PIM
Yuri Khmylev	20	7	5	12	20
Jerry Korab	46	7	14	21	69
Joe Kowal	2	0	0	0	0
Uwe Krupp	23	1	2	3	29
Pat LaFontaine	19	12	15	27	6
Yvon Lambert	4	3	0	3	2
Grant Ledyard	19	4	5	9	20
Jim Lorenz	35	11	9	20	22
Don Luce	62	17	19	36	46
Kevin Maguire	10	0	0	0	86

Clint Malarchuk	5	0	1	1	2
Dave Maloney	1	0	0	0	0
Rick Martin	62	24	29	53	74
Terry Martin	11	2	2	4	10
Brad May	26	2	7	9	27
Gary McAdam	15	3	2	5	7
Rob McClanahan	15	0	2	2	17
Dale McCourt	14	5	5	10	4
Paul McIntosh	2	0	0	0	7
Tony McKegney	38	11	9	20	10

Sean McKenna	8	1	1	2	2
Peter McNab	25	2	6	8	4
Gerry Meehan	6	0	1	1	0
Larry Mickey	6	1	0	1	5
Alexander Mogilny	31	14	16	30	18
Mike Moller	3	0	1	1	0
Randy Moller	14	0	2	2	16
Bob Mongrain	11	1	2	3	2
Craig Muni	12	0	1	1	6
Phil Myre	1	0	0	0	0

Mark Napier	9	1	3	4	0
Gates Orlando	5	0	4	4	14
Jeff Parker	5	0	0	0	26
Steve Patrick	8	0	1	1	6
Colin Patterson	13	1	1	2	2
Scott Pearson	5	0	0	0	4
Gil Perreault	90	33	70	103	44
Brent Peterson	22	2	3	5	50
Derek Plante	7	1	0	1	0
Larry Playfair	40	0	6	6	97

Tracy Pratt	6	0	0	0	6
Wayne Presley	27	9	5	14	42
Ken Priestley	14	0	0	0	21
Daren Puppa	5	0	0	0	0
Craig Ramsay	89	17	31	48	27
Mike Ramsey	72	8	18	26	158
Rob Ray	25	2	1	3	115
Joe Reekie	2	0	0	0	4
Jacques Richard	12	2	1	3	7
Rene Robert	47	22	17	39	71

Mike Robitaille	6	0	0	0	0
Lindy Ruff	42	11	10	21	164
Christian Ruuttu	23	3	8	11	43
Bob Sauve	22	0	0	0	2
Jean Francois Sauve	7	2	2	4	0
Andre Savard	45	5	11	16	40
Ron Schock	2	0	0	0	0
Jim Schoenfeld	75	3	13	16	151
Dave Schultz	3	0	2	2	4
Ric Seiling	55	14	14	28	31

Sabres' All Time Playoff Scoring

PLAYER	GP	G	A	PTS	PIM
Darrin Shannon	14	1	3	4	8
Ray Sheppard	7	1	2	3	2
Todd Simon	5	1	0	1	0
Richard Smehlik	20	0	6	6	14
Al Smith	1	0	0	0	0
Derek Smith	30	9	14	23	13
Doug Smith	1	0	0	0	0
Dave Snuggerud	12	1	3	4	6
Brian Spencer	30	1	4	5	12
Bill Stewart	9	0	3	3	0

Ken Sutton	25	3	4	7	14
Petr Svoboda	10	1	4	5	10
Bob Sweeney	14	2	2	4	12
Tony Tanti	12	2	3	5	12
Paul Terbenche	6	0	0	0	0
Alex Tidey	2	0	0	0	0
John Tucker	17	9	11	20	18
Pierre Turgeon	23	12	13	25	14
John Van Boxmeer	35	5	14	19	35
Rick Vaive	17	7	5	12	20

Hannu Virta	17	1	3	4	6
Darcy Wakaluk	2	0	0	0	2
Jay Wells	7	0	1	1	12
Jim Wiemer	1	0	0	0	0
Randy Wood	21	3	5	8	10
Alexei Zhitnik	5	0	1	1	14

All Time Playoff Goaltending Statistics

PLAYER	GP	MIN	GA	EN	SO	AVG.	W	L
Dominik Hasek	13	838	32	1	2	2.29	5	8
Paul Harrison	1	26	1	0	0	2.31	0	0
Jacques Cloutier	4	238	10	1	1	2.52	1	3
Tom Draper	7	433	19	0	1	2.63	3	4
Roger Crozier	9	541	25	1	0	2.77	5	4
Bob Sauve	23	1268	59	1	4	2.79	13	9
Don Edwards	31	1859	98	3	1	3.16	13	18
Darcy Wakaluk	2	37	2	0	0	3.24	0	1
Gerry Desjardins	25	1382	75	1	0	3.25	11	11
Grant Fuhr	8	474	27	0	1	3.42	3	4
Al Smith	1	17	1	0	0	3.53	0	0
Daren Puppa	11	593	36	2	0	3.64	3	6
Tom Barrasso	12	663	46	1	0	4.16	3	8
Clint Malarchuk	5	305	22	0	0	4.33	2	3
Dave Dryden	2	120	9	0	0	4.50	0	2
Phil Myre	1	57	7	0	0	7.37	0	0

Career Playoff Leaders

AGAINST THE SABRES

Name	G	A	PTS.
Ray Bourque - Boston	6	25	31
Rick Middleton - Boston	9	19	28
Barry Pederson - Boston	10	12	22
Stephane Richer - Mont., N.J.	13	6	19
Adam Oates - Boston	4	15	19
Cam Neely - Boston	11	6	17
Bryan Trottier - N.Y. Islanders	3	14	17
Denis Potvin - N.Y. Islanders	5	12	17
Guy Lafleur - Montreal	9	7	16
Peter Stastny - Quebec	1	14	15
Jacques Lemaire - Montreal	6	8	14
Pete Mahovlich - Montreal	4	10	14

Sabres' Career Playoff Leaders

Games Played	Tot.	Goals	Tot.
Gil Perreault	90	Gil Perreault	33
Craig Ramsay	89	Rick Martin	24
Bill Hajt	80	Danny Gare	23
Jim Schoenfeld	75	Rene Robert	22
Mike Ramsey	72	Craig Ramsay	17
Don Luce	62	Don Luce	17
Rick Martin	62	Ric Seiling	14
Danny Gare	57	Alexander Mogilny (3)	14
Ric Seiling	55	Mike Foligno	13
Rene Robert	47	Pierre Turgeon	12
		Dave Andreychuk	12
		Pat LaFontaine (2)	12
Assists	Tot.	Points	Tot.
Gil Perreault	70	Gil Perreault	103
Craig Ramsay	31	Rick Martin	53
Rick Martin	29	Craig Ramsay	48
Dale Hawerchuk	25	Danny Gare	44
Danny Gare	21	Rene Robert	39
Dave Andreychuk	20	Don Luce	36
Don Luce	19	Don Luce	34
Mike Ramsey	8	Dale Hawerchuk	32
Doug Bodger (4)	18	Dave Andreychuk	30
Jocelyn Guevremont	17	Alexander Mogilny (5)	28
Phil Housley	17	Ric Seiling	2
Rene Robert	17		2
Penalty Minutes	Tot.	Short-Handed Goals	Tot.
Lindy Ruff	164	Craig Ramsay	2
Mike Ramsey	158	Don Luce	2
Jim Schoenfeld	151	Wayne Presley (1)	2
Danny Gare	147	Scott Arniel	1
Mike Foligno	143	Christian Ruuttu	1
Rob Ray (14)	115	Dave Snuggerud	1
Mike Hartman	104	Pat LaFontaine	1
Larry Playfair	97	Peter Svoboda	1
Kevin Maguire	86	Mike Foligno	1
Rick Martin	74		

Sabres' Career Playoff Leaders

Power Play Goals	Tot.	Game-Winning Goals	Tot.
Rick Martin	12	Gil Perreault	5
Gil Perreault	9	Danny Gare	5
Danny Gare	8	Rene Robert	4
Rick Vaive	7	Rick Martin	4
Pat LaFontaine (1)	7	Craig Ramsay	4
Pierre Turgeon	5	Mike Ramsey	3
Doug Bodger	5	Wayne Presley (1)	3
Derek Smith	4	John Van Boxmeer	2
John Tucker	4	Don Luce	2
Dale Hawerchuk	4	Rick Dudley	2
		Tony McKeegney	2
		Dave Andreychuk	2
		John Tucker	2
		Brad May	2
		Jim Lorentz	2
Goalie Games	Tot.	Goalie Minutes	Total
Don Edwards	31	Don Edwards	1,859
Gerry Desjardins	25	Gerry Desjardins	1,382
Bob Sauve	23	Bob Sauve	1,268
Dominik Hasek (5)	13	Dominik Hasek (309)	838
Tom Barrasso	12	Tom Barrasso	663
Daren Puppa	11	Daren Puppa	593
Roger Crozier	9	Roger Crozier	541
Grant Fuhr	8	Grant Fuhr	474
Tom Draper	7	Tom Draper	433
Clint Malarchuk	5	Clint Malarchuk	305
Goalie Wins	Tot.	Shutouts	Tot.
Don Edwards	13	Bob Sauve	4
Bob Sauve	13	Dominik Hasek	2
Gerry Desjardins	11	Jacques Cloutier	1
Roger Crozier	5	Don Edwards	1
Dominik Hasek (1)	4	Tom Draper	1
Grant Fuhr	3	Grant Fuhr	1
Tom Barrasso	3		
Daren Puppa	3		
Tom Draper	3		
Clint Malarchuk	2		

1995 totals in parentheses

Sabres' Playoff Firsts

- First Game:** April 4, 1973 at Montreal
- First Goal:** Craig Ramsay, April 4, 1973, at Montreal at 3:13 of the second period.
- First Assist:** Don Luce, April 4, 1973, at Montreal on Ramsay's goal.
- First Penalty:** Larry Hillman, April 4, 1973 at Montreal at 6:21 of the first period.
- First Major Penalty:** Larry Mickey, April 5, 1973 at Montreal at 17:19 of the first period.
- First Power Play Goal:** Rick Martin, April 5, 1973 at Montreal at 16:48 of the first period.
- First Short-handed Goal:** Don Luce, May 3, 1975 at Montreal at 6:42 of the first period.
- First Game-winning Goal:** Gil Perreault, April 8, 1973 vs. Montreal.
- First Goal by Opponent:** Jacques Lemaire of Montreal, April 4, 1973 at 17:01 of the second period.
- First Hat Trick:** Jim Lorentz, April 9, 1977, at Minnesota.
- First Hat Trick by Opponent:** Yvon Cournoyer of Montreal, April 5, 1973 in Montreal.
- First Win:** April 8, 1973 vs. Montreal.
- First Shutout:** April 9, 1980 vs. Vancouver (6-0, Bob Sauve)
- First Time Shut Out:** May 1, 1975 by Montreal (7-0, Ken Dryden)

Sabres' Individual Playoff Records

ONE PLAYOFF YEAR

Most Goals: 10 - Gil Perreault, 1980
Most Goals by a Defenseman: 4 - Mike Ramsey, 1983
Most Assists: 11 - Gil Perreault, 1980
Most Points: 21 - Gil Perreault, 1980
Most Penalty Minutes: 56 - Rob Ray, 1991
Most Power Play Goals: 5 - Rick Martin, 1975; Pat LaFontaine, 1992
Most Short-handed Goals: 1 - Don Luce, 1980 & 1975; Craig Ramsay, 1976 & 1975; Scott Arniel, 1989; Mike Foligno, 1989; Christian Ruutu, 1991; Dave Snuggerud, 1991; Pat LaFontaine, 1992; Petr Svoboda, 1992; Wayne Presley, 1993 & 1995
Most Minutes Played by a Goaltender: 760 - Gerry Desjardins, 1975
Most Shots on Goal: 66 - Gil Perreault, 1975
Most Consecutive Goal-Scoring Games: 7 - Pat LaFontaine, 1992
Most Point Scoring Games in Succession: 8 - Dale Hawerchuk, 1993

ONE PLAYOFF SERIES

Most Goals: 8 - Pat LaFontaine vs. Boston, 1992
Most Assists: 7 - Gil Perreault vs. Montreal, 1973; vs. Boston, 1982, vs. Boston, 1983; Dale Hawerchuk vs. New Jersey, 1994.
Most Points: 11 - Pat LaFontaine vs. Boston, 1992
Most Penalty Minutes: 56 - Rob Ray vs. Montreal, 1991
Most Power Play Goals: 5 - Pat LaFontaine vs. Boston, 1992
Most Short-Handed Goals: 1 - Don Luce vs. N.Y. Islanders, 1980, vs. Montreal, 1975; Craig Ramsay vs. St. Louis, 1976, vs. Montreal, 1975; Scott Arniel vs. Boston, 1989; Mike Foligno vs. Boston, 1989; Christian Ruutu vs. Montreal, 1991; Dave Snuggerud vs. Montreal, 1991; Petr Svoboda vs. Boston, 1992; Pat LaFontaine vs. Boston, 1992; Wayne Presley vs. Philadelphia, 1995, vs. Boston, 1993
Most Minutes Played by a Goaltender: 484 - Dominik Hasek vs. New Jersey, 1994
Most Shots on Goal: 38 - Rick Martin vs. Montreal, 1973
Most Goals by an Opposing Player: 7 - Guy Lafleur of Montreal, 1975; Barry Pederson of Boston, 1983
Most Assists by an Opposing Player: 14 - Rick Middleton of Boston, 1983.
Most Points by an Opposing Player: 18 - Rick Middleton of Boston, 1983.

ONE FINAL SERIES

(All vs. Philadelphia, 1975, 6 games)

Most Goals: 2 - Danny Gare, Jerry Korab, Don Luce, Rick Martin
Most Assists: 4 - Rick Martin
Most Points: 6 - Rick Martin
Most Penalty Minutes: 12 - Don Luce
Most Power Play Goals: 1 - Jerry Korab, Rick Martin, Gil Perreault
Most Short-handed Goals: 0
Most Minutes Played by a Goaltender: 260 - Gerry Desjardins
Most Shots on Goal: 23 - Gil Perreault
Most Goals by An Opposing Player: 3 - Reggie Leach
Most Assists by An Opposing Player: 4 - Bill Barber
Most Points by An Opposing Player: 6 - Bill Barber

ONE SEMI-FINAL SERIES

Most Goals: 6 - Gil Perreault vs. N.Y. Islanders, 1980
Most Assists: 4 - Peter McNab vs. Montreal, 1975
Most Points: 8 - Gil Perreault vs. N.Y. Islanders, 1980
Most Penalty Minutes: 24 - Larry Carriere vs. Montreal, 1975
Most Power Play Goals: 2 - Derek Smith vs. N.Y. Islanders, 1980

Sabres' Individual Playoff Records

Most Short-handed Goals: 1 - Don Luce vs. N.Y. Islanders, 1980, vs. Montreal, 1975; Craig Ramsay vs. Montreal, 1975.
Most Minutes Played by a Goaltender: 259 - Bob Sauve vs. N.Y. Islanders, 1980
Most Shots on Goal: 27 - Rick Martin vs. Montreal, 1975
Most Goals by an Opposing Player: 7 - Guy Lafleur of Montreal, 1975
Most Assists by an Opposing Player: 7 - Pete Mahovlich of Montreal, 1975
Most Points by an Opposing Player: 10 - Guy Lafleur, Jacques Lemaire and Pete Mahovlich of Montreal, 1975

ONE QUARTER-FINAL SERIES

Most Goals: 5 - Rene Robert vs. Montreal, 1973
Most Assists: 7 - Gil Perreault vs. Montreal, 1973; vs. Boston, 1983.
Most Points: 10 - Gil Perreault vs. Montreal, 1973
Most Penalty Minutes: 47 - Lindy Ruff vs. Boston, 1983
Most Power Play Goals: 3 - Rick Martin vs. Chicago, 1975
Most Short-handed Goals: 0
Most Minutes Played by a Goaltender: 347 - Gerry Desjardins vs. N.Y. Islanders, 1976
Most Shots on Goal: 38 - Rick Martin vs. Montreal, 1973.
Most Goals by an Opposing Player: 7 - Barry Pederson of Boston, 1983
Most Assists by an Opposing Player: 14 - Rick Middleton of Boston, 1983
Most Points by an Opposing Player: 18 - Rick Middleton of Boston, 1983

ONE FIRST ROUND SERIES

Most Goals: 8 - Pat LaFontaine vs. Boston, 1992
Most Assists: 7 - Gil Perreault vs. Boston, 1982; Dale Hawerchuk vs. New Jersey, 1994.
Most Points: 11 - Pat LaFontaine vs. Boston, 1992
Most Penalty Minutes: 56 - Rob Ray vs. Montreal, 1991
Most Power Play Goals: 5 - Pat LaFontaine vs. Boston, 1992
Most Short-handed Goals: 1 - Craig Ramsay vs. St. Louis, 1976; Scott Arniel vs. Boston, 1989; Mike Foligno vs. Boston, 1989; Christian Ruutu vs. Montreal, 1991; Dave Snuggerud vs. Montreal, 1991; Petr Svoboda vs. Boston, 1992; Pat LaFontaine vs. Boston, 1992; Wayne Presley vs. Philadelphia, 1995, vs. Boston, 1993
Most Minutes Played by a Goaltender: 484 - Dominik Hasek vs. New Jersey, 1994.
Most Shutouts: 2 - Bob Sauve vs. Montreal, 1983; Dominik Hasek vs. New Jersey, 1994.
Most Shots on Goal: 27 - Dave Andreychuk and Pat LaFontaine vs. Boston, 1992
Most Goals by an Opposing Player: 6 - Michel Goulet of Quebec, 1982
Most Assists by an Opposing Player: 10 - Peter McNab of Boston, 1982; Peter Stastny of Quebec, 1985
Most Points by an Opposing Player: 10 - Peter McNab of Boston, 1982; Peter Stastny of Quebec, 1985; Denis Savard of Montreal, 1991; Adam Oates of Boston, 1992

ONE GAME ONLY

Most Goals: 4 - John Tucker, Apr. 9, 1988 vs. Boston
Most Assists: 4 - Gil Perreault, Apr. 10, 1982 vs. Boston and Apr. 17, 1980 vs. Chicago, Dave Andreychuk, Apr. 11, 1990 at Montreal.
Most Points: 5 - John Tucker, Apr. 10, 1988 vs. Boston
Most Penalty Minutes: 32 - Kevin Maguire, Apr. 9, 1988 vs. Boston
Most Power Play Goals: 2 - John Tucker, Apr. 9 and 10, 1988 vs. Boston
Most Short-handed Goals: 1 - Nine players
Most Minutes Played by a Goaltender: 125:43 - Dominik Hasek vs. New Jersey, April 27, 1994
Most Shots on Goal: 11 - Tony McKegney vs. Minnesota, 1981; Danny Gare vs. St. Louis, 1976
Most Goals by Opposing Player: 3 - Yvon Cournoyer of Montreal, Apr. 5, 1973; Guy Lafleur of Montreal, May 1, 1975; Barry Pederson of Boston, Apr. 8, 1982
Most Assists by Opposing Player: 4 - Rick Middleton of Boston, Apr. 18, 1983
Most Points by Opposing Player: 6 - Rick Middleton of Boston, Apr. 18, 1983

Sabres' Team Playoff Records

ONE PLAYOFF YEAR

Most Wins: 10 - 1975 (17 games)
Fewest Wins: 0 - 1984 (3 games)
Most Losses: 7 - 1975 (17 games)
Fewest Losses: 2 - 1979 (3 games)

Most Goals For: 53 - 1975 (17 games)
Fewest Goals For: 5 - 1984 (3 games)
Most Goals Against: 58 - 1975 (17 games)
Fewest Goals Against: 9 - 1979 (3 games)

Most Shutouts For: 3 - 1980 (14 games)
Most Shutouts Against: 1 - 1975, 1980, 1990
Most Overtime Games: 6 - 1993 (8 games)
Longest Winning Streak: 5 - Apr. 12, 16, 17, 19, 20, 1980
Longest Losing Streak: 4 - April 11, 13, 15, 17, 1977
- April 15, 17, 20, 22, 1976
- April 6, 8, 9, 11, 1989
- May 2, 4, 6, 8, 1993

Most Power Play Goals: 17 - 1980 (14 games)
Most Power Play Goals Against: 14 - 1975 (17 games)
Most Short-handed Goals: 2 - 1975 (17 games); 1989 (5 games); 1991 (6 games); 1992 (7 games)
Most Short-handed Goals Against: 3 - 1988 (6 games); 1980 (14 games)

Most Shots on Goal: 532 - 1975 (17 games)
Fewest Shots on Goal: 83 - 1984 (3 games)
Most Shots on Goal Against: 459 - 1975 (17 games)
Fewest Shots on Goal Against: 73 - 1984 (3 games)
Most Penalty Minutes: 286 - 1988 (6 games)
Most Opponents' Penalty Minutes: 308 - 1988 (6 games)

ONE PLAYOFF SERIES

Most Goals Scored in a Two Game Series: 11 - Vs. Minnesota in 1977
Most Goals Allowed in a Two Game Series: 3 - Minnesota in 1977

Most Goals Scored in a Three Game Series: 13 - Vs. Vancouver in 1981
Least Goals Scored in a Three Game Series: 5 - Vs. Quebec in 1984
Most Goals Allowed in a Three Game Series: 13 - Quebec in 1984
Least Goals Allowed in a Three Game Series: 2 - Montreal in 1983

Most Goals Scored in a Four Game Series: 19 - Vs. Boston in 1993
Least Goals Scored in a Four Game Series: 10 - Vs. N.Y. Islanders in 1977
Most Goals Allowed in a Four Game Series: 17 - Boston in 1982
Least Goals Allowed in a Four Game Series: 7 - Vancouver in 1980

Most Goals Scored in a Five Game Series: 22 - Vs. Quebec in 1985
Least Goals Scored in a Five Game Series: 11 - Vs. Philadelphia in 1978
Most Goals Allowed in a Five Game Series: 24 - Minnesota in 1981
Least Goals Allowed in a Five Game Series: 10 - Chicago in 1975

Most Goals Scored in a Six Game Series: 24 - Vs. Montreal in 1991
Least Goals Scored in a Six Game Series: 12 - Vs. Philadelphia in 1975
Most Goals Allowed in a Six Game Series: 29 - Montreal in 1975, Montreal in 1991
Least Goals Allowed in a Six Game Series: 17 - Montreal in 1990

Most Goals Scored in a Seven Game Series: 24 - Boston in 1992
Least Goals Scored in a Seven Game Series: 14 - New Jersey in 1994
Most Goals Allowed in a Seven Game Series: 33 - Boston in 1983
Least Goals Allowed in a Seven Game Series: 14 - New Jersey in 1994

Sabres' Team Playoff Records

ONE GAME ONLY

Most Goals: 9 - vs. Boston, Apr. 29, 1992
Most Goals Against: 9 - at Boston, Apr. 20, 1983
Most Goals, Buffalo and Opponent: 12 - at Montreal, Apr. 3, 1991 (7-5 MI); vs. Boston, Apr. 29, 1992 (9-3 Buf)
Most Goals, One Period: 5 - Third period vs. Quebec, Apr. 14, 1985; third period vs. Quebec, Apr. 13, 1985; third period vs. Chicago, Apr. 20, 1975.
Most Goals Against, One Period: 5 - Second period by Montreal, Apr. 5, 1973; second period by Boston, Apr. 8, 1982; First period by Boston, Apr. 20, 1983
Most Goals by Buffalo and Opponent, One Period: 7 - vs. Quebec, Apr. 13, 1985 (third)
Greatest Winning Margin: 6 - 6-0 vs. Vancouver in 1980; 7-1 vs. Minnesota in 1977; 6-0 vs. Boston in 1989; 9-3 vs. Boston in 1992
Greatest Losing Margin: 9 - 9-0 at Boston in 1983

Most Shots on Goal: 57 - vs. St. Louis, Apr. 8, 1976
Fewest Shots on Goal: 15 - vs. N.Y. Islanders, May 8, 1980
Most Shots on Goal Against: 70 - vs. New Jersey, Apr. 27, 1994
Fewest Shots on Goal Against: 14 - by Chicago, Apr. 22, 1975

Most Shots on Goal in One Period: 22 - vs. St. Louis, Apr. 8, 1976; vs. N.Y. Islanders, Apr. 15, 1976.
Least Shots on Goal in One Period: 3 - vs. Chicago, Apr. 15, 1975; vs. Philadelphia, May 18, 1975; vs. Philadelphia, Apr. 19, 1978; vs. Boston, Apr. 11, 1989; at New Jersey, Apr. 25, 1994.
Most Shots on Goal Against in One Period: 24 - Chicago, April 20, 1980
Least Shots on Goal Against in One Period: 1 - Chicago, April 16, 1980; Boston, Apr. 11, 1982; Montreal, Apr. 7, 1983; Quebec, Apr. 4, 1984
Most Shots on Goal by Both Teams in One Period: 35 - vs. Montreal, Apr. 9, 1991 (second)

Most Penalty Minutes: 121 - vs. Boston, Apr. 9, 1988
Most Penalty Minutes by Opponent: 105 - vs. Boston, Apr. 9, 1988
Most Penalty Minutes, Buffalo and Opponent: 226 - vs. Boston, Apr. 9, 1988

Fastest Two Goals, One Player: :27 - Pierre Turgeon at Boston, Apr. 6, 1989.
Fastest Two Goals Against, One Player: :27 - Guy Lafleur of Montreal, May 1, 1975
Fastest Three Goals, One Player: 12:37 - Dave Andreychuk vs. Quebec, Apr. 14, 1985.
Fastest Three Goals Against, One Player: 13:40 - Barry Pederson of Boston, Apr. 8, 1982
Fastest Two Goals: :14 - Mike Foligno Sean McKenna vs. Quebec, Apr. 5, 1984
Fastest Two Goals Against: :08 - Eric Desjardins Stephane Richer of Montreal, Apr. 9, 1991.
Fastest Two Goals, Both Teams: :05 - Gil Perreault of Buffalo and Jim Hamilton of Pittsburgh, Apr. 14, 1979
Fastest Three Goals: 1:48 - Randy Wood, Dave Hannan and Bob Corkum vs. Boston, Apr. 29, 1992
Fastest Three Goals Against: 1:19 - Russ Courtnall (2) Mathieu Schneider of Montreal, Apr. 3, 1991.
Fastest Three Goals, Both Teams: :36 - Eric Desjardins and Stephane Richer of Montreal and Benoit Hogue of Buffalo, Apr. 9, 1991

Fastest Four Goals: 6:38 (Apr. 29, 1992 vs. Boston)
Fastest Four Goals Against: 2:52 (Apr. 3, 1991 by Montreal)
Fastest Four Goals, Both Teams: 2:38 (Apr. 9, 1991 vs. Montreal)
Fastest Five Goals: 14:37 (Apr. 20, 1975 at Chicago)
Fastest Five Goals Against: 9:31 (Apr. 3, 1991 by Montreal)
Fastest Five Goals, Both Teams: 7:08 (Apr. 9, 1991 vs. Montreal)

Fastest Goal from Opening Face-off: 1:06 - Gil Perreault vs. Montreal, Apr. 5, 1973
Fastest Opponents' Goal from Opening Face-off: :14 - Kirk Muller of Montreal, May 6, 1993

Shortest Overtime Game: 60:22 - Minnesota's Steve Payne scored the winning goal on Apr. 16, 1981
Longest Overtime Game: 125:43 - Buffalo's Dave Hannan scored the winning goal on April 27, 1994

Sabres' Overtime History In Playoffs

April 10, 1973 — Buffalo defeated Montreal 3-2 on goal by Rene Robert at 9:18.
 April 17, 1975 — Chicago defeated Buffalo 5-4 on goal by Stan Mikita at 2:31.
 April 27, 1975 — Buffalo defeated Montreal 6-5 on goal by Danny Gare at 4:42.
 May 6, 1975 — Buffalo defeated Montreal 5-4 on goal by Rene Robert at 5:56.
 May 20, 1975 — Buffalo defeated Philadelphia 5-4 on goal by Rene Robert at 18:29.

April 8, 1976 — Buffalo defeated St. Louis 3-2 on goal by Danny Gare at 11:43.
 April 9, 1976 — Buffalo defeated St. Louis 2-1 on goal by Don Luce at 14:27.
 April 13, 1976 — Buffalo defeated N.Y. Islanders 3-2 on goal by Danny Gare at 14:04.
 April 13, 1978 — N.Y. Rangers defeated Buffalo 4-3 on goal by Don Murdoch at 1:37.
 April 14, 1979 — Pittsburgh defeated Buffalo 4-3 on goal by George Ferguson at :47.

May 1, 1980 — N.Y. Islanders defeated Buffalo 2-1 on goal by Bob Nystrom at 21:20.
 April 8, 1981 — Buffalo defeated Vancouver 3-2 on goal by Alan Haworth at 5:00.
 April 16, 1981 — Minnesota defeated Buffalo 4-3 on goal by Steve Payne at :22.
 April 20, 1981 — Buffalo defeated Minnesota 5-4 on goal by Craig Ramsay at 16:32.
 April 24, 1983 — Boston defeated Buffalo 3-2 on goal by Brad Park at 1:52.

April 10, 1988 — Buffalo defeated Boston 6-5 on goal by John Tucker at 5:32.
 April 9, 1990 — Montreal defeated Buffalo 2-1 on goal by Brian Skrudland at 12:35.
 April 11, 1991 — Montreal defeated Buffalo 4-3 on goal by Russ Courtnall at 5:56.
 April 21, 1992 — Boston defeated Buffalo 3-2 on goal by Adam Oates at 11:14.
 April 25, 1992 — Boston defeated Buffalo 5-4 on goal by Ted Donato at 2:08.

April 18, 1993 — Buffalo defeated Boston 5-4 on goal by Bob Sweeney at 11:03.
 April 22, 1993 — Buffalo defeated Boston 4-3 on goal by Yuri Khmylev at 1:05.
 April 24, 1993 — Buffalo defeated Boston 6-5 on goal by Brad May at 4:48.
 May 4, 1993 — Montreal defeated Buffalo 4-3 on goal by Guy Carboneau at 2:50.
 May 6, 1993 — Montreal defeated Buffalo 4-3 on goal by Gilbert Dionne at 8:28.

May 8, 1993 — Montreal defeated Buffalo 4-3 on goal by Kirk Muller at 11:37.
 April 27, 1994 — Buffalo defeated New Jersey 1-0 on goal by Dave Hannan at 65:43.
 May 7, 1995 — Philadelphia defeated Buffalo 4-3 on goal by Karl Dykhuis at 10:06.

Sabres are 14-14 in overtime games during the playoffs (11-6 at home and 3-8 on road). Overtime goals have ended a Sabres' playoff series five times (April 9, 1976, April 14, 1979, April 24, 1983, April 24, 1993, and May 8, 1993).

Sabre Fact

April 12, 1992, a 3-1 win over Montreal, should have an asterisk - not because it was a game postponed by the players' strike, but for the fact that it was the 500th regular season home-ice win in Sabres history.

Rochester Americans




1991 PRESS & ENTERTAINMENT WEEKLY
 BUFFALO, NEW YORK
 JUNE 22, 1991

Rochester Americans Directory

Governor, President, Chief Executive Officer	Steve Donner
General Manager, Alternate Governor	Joe Baumann
Head Coach	John Tortorella
Broadcaster/Director of Public Relations	Don Stevens
Director of Marketing	Chris Palin
Assistant Public Relations Director	Peter Mancuso
Director of Marketing Services	Lynne Vangellow
Executive Assistant	Michele Butz
Marketing Associate	Bradford Ford
Marketing Associate	Sean McCrossan
Administrative Assistant	Lisa Fuss
Athletic Trainer	Kent Weisbeck
Equipment Manager	Pete Rogers
Strength Coaches	Bill Brackmann, Dave Statt
Executive Offices	War Memorial 100 Exchange St. Rochester, NY 14614
Telephone/Executive Offices	(716) 454-5335
Fax Number	(716) 454-3954
Telephone/Hotline	(716) 454-1033
Telephone/Press Box	(716) 546-1302
Home Ice	War Memorial
Dimensions of Rink	197' x 85'
Seating Capacity	6,973
Location of Press Box	Above Sections 2-9
NHL Affiliate	Buffalo Sabres
Club Colors	Red, White and Blue
Uniforms	Home: Base - White / Trim - Blue & Red Road: Base - Blue / Trim - White & Red
Ticket Prices	\$14.00, \$13.00, \$12.00, \$11.00, \$8.00/\$6.00
Home Game Times	Mon.-Sat. 7:35 p.m., Sun. 6:05 p.m.
Radio Stations	SPORTSRADIO 990 AM WBUR 90.5 FM
Color Analyst	John Bednarski

Head Coach

While he may not have been as recognizable as John Muckler, John Tortorella has been a fixture in the Buffalo Sabres' organization since joining the club in 1989. However, he had to be publicly introduced this past June 14 as he was now going to be the man the Rochester fans see behind the Amerks' bench as Muckler and Americans' President Steve Donner named him the team's 24th Head Coach. The 37-year old takes over for John Van Boxmeer, who left May 2 to become the General Manager and Head Coach of the new Los Angeles Ice Dogs of the IHL. Van Boxmeer left behind the longest tenure in the Amerks' 39-year history. Now it is Tortorella's turn to guide the Sabres' top minor league affiliate after having spent the previous six seasons working with the established pros.



John Tortorella

A Boston area native, John started his playing career at Salem State College and then transferred to the University of Maine. There he won three letters and was a two-time ECAC All-Star. After some time in Sweden, he played in the Atlantic Coast Hockey League for such teams as Virginia, Hampton Roads, and Erie. Former Sabres' Coach Rick Dudley was coach for Carolina in the ACHL during that time. Tortorella was Virginia's top scorer during the 1985-86 season.

In 1986 he was named General Manager and Head Coach of the Virginia Lancers of the ACHL. In two years he had an 87-31 record, and won the league championship and coach of the year honors both times. In 1988, Tortorella worked as an assistant coach for the Fort Wayne Komets during the International Hockey League playoffs. Dudley then hired him to be his assistant in New Haven in 1988, the only previous AHL experience until now on John's resume, and Tortorella was then brought along when Dudley was hired as the Sabres' coach in 1989.

John and his wife Chris have two children, Brittany and Dominick.

Tortorella Timeline

Year	Role	League	Notes
1985-86	Played for Virginia Lancers	ACHL	Led team in scoring
1986-87	Coach G.M. of Virginia	ACHL	League championship & Coach of the Year
1987-88	Coach G.M. of Virginia	ACHL	League championship & Coach of the Year
Spring 88	Asst. Coach, Fort Wayne Komets	IHL	Joined team for playoffs.
1988-89	Asst. Coach, New Haven	AHL	Northern Division Champs & Calder Cup Finalists.
1989-90	Asst. Coach, Buffalo Sabres	NHL	
1990-91	Asst. Coach, Buffalo Sabres	NHL	
1991-92	Asst. Coach, Buffalo Sabres	NHL	Team's power-play unit ranked first in NHL Adams Division Finals
1992-93	Asst. Coach, Buffalo Sabres	NHL	Team's power-play unit ranked 2nd in NHL
1993-94	Asst. Coach, Buffalo Sabres	NHL	Team's penalty killing shared the league lead in short hand goals.
1994-95	Asst. Coach, Buffalo Sabres	NHL	

1994-95 Regular Season Scoring

NO.	PLAYER	GP	G	A	PTS	+/-	PIM	PP	SH	GW	S	PCTG
17	Todd Simon	69	25	65	90	-21	78	16	0	2	215	11.6
26	Viktor Gordiounk	63	31	30	61	8	36	7	5	6	225	13.8
10	Scott Metcalfe	63	19	36	55	8	216	2	0	1	150	12.7
36	Matthew Barnaby	56	21	29	50	7	274	6	0	1	116	18.1
25	Jason Dawe	44	27	19	46	-12	24	10	0	2	117	23.1
19	Scott Thomas	55	21	25	46	2	115	9	0	7	144	14.6
24	Doug Macdonald	58	21	25	46	6	73	7	1	0	138	15.2
18	Mikhail Volkov	56	17	27	44	6	52	4	1	2	111	15.3
32	Philippe Boucher	43	14	27	41	-1	26	5	0	1	221	6.3
38	Jim Wiener	45	9	29	38	-8	74	3	0	2	149	6.0
16	Jason Young	51	18	17	35	-7	80	3	2	3	109	16.5
33	Mark Astley	46	5	24	29	-10	49	2	0	2	104	4.8
20	Sergei Petrenko	43	12	16	28	4	16	1	0	0	61	19.8
28	Scott Nichol	71	11	16	27	-12	136	1	4	1	114	9.6
12	Peter Ambroziak	46	14	11	25	2	35	1	1	2	51	27.5
2	Tom Nemeth	56	4	17	21	-3	32	0	0	0	99	4.0
21	Mark Kryz	70	3	16	19	15	113	0	0	0	96	3.1
4	Todd Copeland	77	4	12	16	1	152	0	0	0	83	4.8
27	Paul Rushforth	25	8	6	14	2	10	0	0	2	55	14.5
7	Dean Melanson	43	4	7	11	2	84	0	0	0	62	6.5
9	Jody Gage	23	4	5	9	-10	20	1	0	0	43	9.3
5	Eric Germain	18	1	7	8	1	13	0	0	1	15	6.7
8	Mike Bavis	27	3	4	7	-9	100	0	0	0	32	9.4
23	David Cooper	21	2	4	6	-6	48	0	0	0	30	6.7
22	Mike Barrie	16	1	3	4	0	40	0	0	0	20	5.0
37	Scott Boston	16	1	1	2	-5	6	0	0	0	32	3.1
32	Lorne Knauft	5	0	2	2	4	8	0	0	0	8	.0
34	Steve Shields	13	0	2	2	—	0	0	0	0	0	.0
29	Kevin McClelland	22	0	2	2	-4	93	0	0	0	7	.0
3	Don Martin	1	0	1	1	2	2	0	0	0	1	.0
3	Chris Foy	5	0	1	1	0	2	0	0	0	0	.0
44	Jacques Mailhot	15	0	1	1	-4	52	0	0	0	1	.0
30	Markus Ketterer	47	0	1	1	—	0	0	0	0	0	.0
3	Sergei Klimentiev	7	0	0	0	0	8	0	0	0	9	.0
32	Cal Benazic	2	0	0	0	-4	0	0	0	0	2	.0
37	Shayne Wright	2	0	0	0	0	0	0	0	0	2	.0
15	Brian McCarthy	4	0	0	0	-2	5	0	0	0	3	.0
39	Bruce Shoebottom	1	0	0	0	-1	0	0	0	0	0	.0
32	Doug Evans	2	0	0	0	-1	0	0	0	0	0	.0
3	Scott Campbell	3	0	0	0	-2	15	0	0	0	3	.0
39	Eric Raymond	29	0	0	0	—	6	0	0	0	0	.0
	Bench						28					
NO.	GOALTENDER	GP	MIN	AVG	W	L	T	EN	SO	GA	SA	SPCT.
39	Eric Raymond	29	1593	3.47	13	10	4	2	0	92	843	.891
30	Markus Ketterer	47	2564	3.60	19	20	3	3	1	154	1347	.886
34	Steve Shields	13	674	4.72	3	8	0	0	0	53	311	.830
	Totals	80	4848	3.76	35	38	7	5	1	299	2501	.879

1994-95 AHL Regular Season Standings

	GP	W	L	T	PTS	GF	GA
Southern							
Binghamton	80	43	30	7	93	302	261
Cornwall	80	38	33	9	85	236	248
Hershey	80	34	36	10	78	275	300
Rochester	80	35	38	7	77	300	304
Syracuse	80	29	42	9	67	288	325
Northern							
Albany	80	46	17	17	109	293	219
Portland	80	46	22	12	104	333	233
Providence	80	39	30	11	89	300	268
Adirondack	80	32	38	10	74	271	294
Springfield	80	31	37	12	74	269	289
Worcester	80	24	45	11	59	234	300
Atlantic							
PEI Senators	80	41	31	8	90	305	271
St. John's	80	33	37	10	76	263	263
Fredericton	80	35	40	5	75	274	288
Saint John, NB	80	27	40	13	67	250	286
Cape Breton	80	27	44	9	63	298	342

1994-95 AHL Scoring Leaders

Name and Team	GP	G	A	PTS
Peter White, Cape Breton	65	36	69	105
Steve Larouche, PEI	70	53	48	101
Andrew McKim, Adirondack	77	39	55	94
Ralph Intranuovo, Cape Breton	70	46	47	93
Brett Harkins, Providence	80	23	69	92
Todd Simon, Rochester	69	25	65	90
Michel Picard, PEI	57	32	57	89
Mitch Lamoureux, Hershey	76	39	46	85
Jeff Nelson, Portland	64	33	50	83
Shawn McCosh, Binghamton	67	23	60	83

1994-95 AHL All-Stars

First Team

Jim Carey, Portland
 Jeff Serowik, Providence
 Kevin Dean, Albany
 Steve Larouche, PEI
 Dwayne Norris, Cornwall
 Michel Picard, PEI

Position

Goal
 Defense
 Defense
 Center
 Right Wing
 Left Wing

Second Team

Corey Schwab, Albany
 Darren Rumble, PEI
 Mike Hurlbut, Cornwall
 Peter White, Cape Breton
 Ralph Intranuovo, Cape Breton
 Andrew Brunette, Portland

Les Cunningham Award (MVP): Steve Larouche, PEI
 Eddie Shore Award (Top Defenseman): Jeff Serowik, Providence
 "Red" Garrett Award (Rookie of the Year): Jim Carey, Portland
 Fred Hunt Award (Sportsmanship Dedication): Steve Larouche, PEI

1995 Playoff Scoring Statistics

No.	Name	GP	G	A	PTS	PIM	PP	SH	GW	SHOTS	+/-
19	Scott Thomas	5	4	0	4	4	4	0	0	10	-1
2	Tom Nemeth	4	2	1	3	4	0	0	1	12	-2
28	Scott Nichol	5	0	3	3	14	0	0	0	11	-4
10	Scott Metcalfe	5	1	1	2	4	0	0	0	9	-7
33	Mark Astley	3	0	2	2	2	0	0	0	10	-2
26	Viktor Gordiuk	3	0	2	2	0	0	0	0	7	-1
5	Eric Germain	5	0	2	2	18	0	0	0	7	0
38	Jim Wiemer	5	0	2	2	6	0	0	0	27	-6
17	Todd Simon	5	0	2	2	21	0	0	0	11	-5
16	Jason Young	4	1	0	1	16	0	0	0	6	0
18	Mikhail Volkov	4	1	0	1	2	0	0	0	7	-4
4	Todd Copeland	5	1	0	1	14	0	0	0	8	0
24	Doug Macdonald	5	0	1	1	0	0	0	0	10	-3
8	Mike Bavis	5	0	1	1	9	0	0	0	4	3
37	Shayne Wright	4	0	1	1	0	0	0	0	9	-4
12	Peter Ambroziak	4	0	0	0	6	0	0	0	5	-2
21	Mark Kryz	3	0	0	0	0	0	0	0	6	-2
9	Jody Gage	2	0	0	0	0	0	0	0	0	-1
27	Paul Rushforth	2	0	0	0	0	0	0	0	2	-1
39	Eric Raymond	5	0	0	0	0	0	0	0	0	0
34	Steve Shields	1	0	0	0	0	0	0	0	0	0
3	Sergei Klimentiev	1	0	0	0	0	0	0	0	0	-1

No.	Goalie	GP	MIN	GAA	W	L	EN	SO	GA	SAVE	PCT.
34	Steve Shields	1	20	9.00	0	0	0	0	3	14	.824
39	Eric Raymond	5	286	3.78	1	4	0	0	18	132	.880
	Team Totals	5	307	4.10	1	4	0	0	21	146	.874

Period Scoring:

	1	2	3	OT	TOT
Americans	3	5	2	0	10
Opponents	7	7	6	1	21

Period Shots:

	1	2	3	OT	TOT
Americans	63	48	50	0	161
Opponents	54	58	52	3	167

Home Record: 1-1
Road Record: 0-3

Power Play: 4 of 25 -16.1%
Penalty Killing: 16 of 22 -72.7%

AHL 1995 Playoff Review

Quarter Finals

Albany defeated Adirondack four games to none.
Providence defeated Portland four games to three.
Binghamton defeated Rochester four games to one.
Cornwall defeated Hershey four games to two.
Fredericton defeated St. John's four games to one.
PEI defeated St. John four games to one.

Semi-Finals

Albany defeated Providence four games to two.
Fredericton defeated PEI four games to two.
Cornwall defeated Binghamton four games to two.

Mini-Series

Fredericton defeated Cornwall two games to none.

Calder Cup Finals

Albany defeated Fredericton four games to none.

Jack Butterfield Trophy Winner (M.V.P. of Playoffs):

Corey Schwab & Mike Dunham, Albany

Americans' Team Season Records

CATEGORY	OVERALL	HOME	AWAY
Points - Most	101 (twice)	64 (87-88)	46 (90-91)
- Least	52 (69-70)	37 (69-70)	10 (62-63)
Wins - Most	48 (64-65)	30 (87-88)	21 (twice)
- Least	18 (69-70)	14 (69-70)	4 (twice)
Losses - Most	42 (twice)	18 (78-79)	30 (62-63)
- Least	21 (twice)	4 (65-66)	13 (twice)
Ties - Most	16 (69-70)	9 (69-70)	8 (4 times)
- Least	2 (twice)	0 (twice)	1 (3 times)

Most Goals Scored - 389 (82-83)
Fewest Goals Scored - 205 (57-58)
Most Goals Against - 349 (78-79)
Fewest Goals Against - 199 (twice)

Most Scoring Points: 1043 (82-83)
Most Power-Play Goals: 109 (92-93)
Most Short-handed Goals: 19 (82-83, 88-89, 89-90)
Most Penally Minutes: 2356 (88-89)

Most 20 Goal Scorers: 8 (73-74, 77-78, 82-83)
Most 30 Goal Scorers: 5 (64-65, 81-82, 82-83)
Most 40 Goal Scorers: 3 (74-75, 82-83, 89-90)

Longest Winning Streak: 11 (Oct. 11 - Nov. 2, 1984)
Longest Home Winning Streak: 15 (Jan. 17 - Mar. 26, 1965)
Longest Unbeaten Streak: 14 (1965-66 - 13-0-1)
Longest Losing Streak: 10 (Feb. 6 - 21, 1981; Oct. 7-29, 1988)
Longest Winless Streak: 14 (Mar. - Apr., 1970 - 0-10-4)

Americans' Team Game Records

Most Goals: 14 (vs. Cleveland, Nov. 24, 1966)
Most Goals on Road: 10 (vs. Springfield, Apr. 1, 1972; vs. Fredericton, Nov. 24, 1981; vs. Maine, Dec. 29, 1982)
Most Assists: 25 (vs. St. Catharines, Apr. 7, 1985)
Most Points: 38 (vs. St. Catharines, Apr. 7, 1985)
Most Goals - Both Teams: 20 (Rochester 14, Cleveland 6 - Nov. 24, 1966)
Greatest Winning Margin: 12 (Rochester 13, New Haven 1 - Jan. 17, 1975)
Greatest Losing Margin: 12 (Providence 15, Rochester 3 - Feb. 13, 1972; Nova Scotia 13, Rochester 1 - Feb. 15, 1980; Baltimore 12, Rochester 0 - Nov. 23, 1984)
Highest Tie Score: 8-8 (Nov. 11, 1962 vs. Springfield)
Scoreless Ties: Nov. 7, 1964 vs. Buffalo; Mar. 31, 1967 vs. Pittsburgh; Feb. 26, 1971 vs. Baltimore; Feb. 11, 1972 vs. Richmond; Jan. 27, 1974 vs. Virginia; Nov. 20, 1991 at Halifax.

Americans' One-Season Individual Records

Most Goals: 61 (Paul Gardner - 1985-86)
 Most Assists: 73 (Geordie Robertson - 1982-83)
 Most Points: 119 (Geordie Robertson - 1982-83)
 Most Penalty Minutes: 446 (Rob Ray - 1988-89)
 Most Power Play Goals: 25 (Paul Gardner - 1985-86)
 Most Short-handed Goals: 11 (Gary McAdam - 1982-83)
 Most Game-Winning Goals: 9 (Jody Gage - 1987-88)
 Most Unassisted Goals: 9 (Paul O'Neill - 1975-76)

Most Goals by a Center: 61 (Paul Gardner - 1985-86)
 Most Assists by a Center: 73 (Geordie Robertson - 1982-83)
 Most Points by a Center: 119 (Geordie Robertson - 1982-83)
 Most Penalty Minutes by a Center: 246 (Brad Rubachuk - 1993-94)

Most Goals by a Left Wing: 51 (Murray Kuntz - 1973-74)
 Most Assists by a Left Wing: 59 (Stan Smrke - 1964-65)
 Most Points by a Left Wing: 98 (Dick Gamble - 1965-66; Mike Donnelly - 1989-90)
 Most Penalty Minutes by a Left Wing: 446 (Rob Ray - 1988-89)

Most Goals by a Right Wing: 60 (Jody Gage - 1987-88)
 Most Assists by a Right Wing: 61 (Ed Litzenberger - 1964-65)
 Most Points by a Right Wing: 104 (Jody Gage - 1987-88)
 Most Penalty Minutes by a Right Wing: 352 (Kevin Kerr - 1987-88)

Most Goals by a Defenseman: 18 (Rick Pagnutti - 1972-73)
 Most Assists by a Defenseman: 58 (Bob Hess - 1980-81)
 Most Points by a Defenseman: 75 (Bob Hess - 1980-81)
 Most Penalty Minutes by a Defenseman: 322 (Jim Hofford - 1987-88)

Most Goals by a Goaltender: 1 (Darcy Wakaluk - 1987-88)
 Most Assists by a Goaltender: 7 (Darcy Wakaluk - 1989-90; David Littman - 1990-91)
 Most Penalty Minutes by a Goaltender: 55 (Jim Pettie - 1976-77)
 Most Games Played by a Goaltender: 72 (Gerry Cheevers - 1964-65)
 Most Minutes Played by a Goaltender: 4359 (Gerry Cheevers - 1964-65)
 Most Wins by a Goaltender: 48 (Gerry Cheevers - 1964-65)
 Most Shutouts by a Goaltender: 6 (Bob Perreault - 1967-68)
 Lowest Goals-Against Average: 2.68 (Gerry Cheevers - 1964-65)

Most Goals by a Rookie: 42 (Donald Audette - 1989-90)
 Most Assists by a Rookie: 66 (Todd Simon - 1992-93)
 Most Points by a Rookie: 98 (Peter Ciavaglia - 1991-92)
 Most Penalty Minutes by a Rookie: 446 (Rob Ray - 1988-89)

Most Consecutive Games With a Point: 25 (Peter Ciavaglia - 1992-93)

Americans' Individual Game Records

Most Goals: 5 (Dave Hynes - Jan. 17, 1975; Donald Audette - Oct. 29, 1989)
 Most Assists: 6 (Rudy Migay - Feb. 6, 1959; Ed Litzenberger - Jan. 24, 1965;
 Geordie Robertson - Dec. 26, 1983)
 Most Points: 7 (Ed Joyal - Feb. 24, 1967; Geordie Robertson - Dec. 26, 1983;
 Darrin Shannon, Jan. 13, 1991)
 Most Penalty Minutes: 54 (Wally Weir - Jan. 16, 1981 - four misconducts, two majors, two minors)

All-Time Americans' Regular Season Records

Season	GP	W	L	T	Pts.	Coach
1956-57	64	34	25	5	73	Billy Reay
1957-58	70	29	35	6	64	Roly McLenahan
1958-59	70	34	31	5	73	Bucko MacDonald, Sam Pollack, Steve Kraftcheck
1959-60	72	40	27	5	85	Steve Kraftcheck
1960-61	72	32	36	4	68	Steve Kraftcheck, Jack Riley
1961-62	70	33	31	6	72	Johnny Crawford
1962-63	72	24	39	9	57	Rudy Migay
1963-64	72	40	30	2	82	Joe Crozier
1964-65	72	48	21	3	99	Joe Crozier
1965-66	72	46	21	5	97	Joe Crozier
1966-67	72	38	25	9	85	Joe Crozier
1967-68	72	38	25	9	85	Joe Crozier
1968-69	74	25	38	11	61	Dick Gamble
1969-70	72	18	38	16	52	Dick Gamble
1970-71	72	25	36	11	61	Dick Gamble, John O'Flaherty
1971-72	76	28	38	10	66	Doug Adams, Don Cherry
1972-73	76	33	31	12	78	Don Cherry
1973-74	76	42	21	13	97	Don Cherry
1974-75	76	42	25	9	93	Dick Mattiussi
1975-76	76	42	25	9	93	Dick Mattiussi
1976-77	80	42	33	5	89	Duane Rupp
1977-78	81	43	31	7	93	Duane Rupp
1978-79	80	26	42	12	64	Duane Rupp, Gary Darling, Ron Garwaisiuk, Pat Kelly
1979-80	80	28	42	10	66	Billy Inglis
1980-81	80	30	42	8	68	Mike Keenan
1981-82	80	40	31	9	89	Mike Keenan
1982-83	80	46	25	9	101	Mike Keenan
1983-84	80	46	32	2	94	Joe Crozier
1984-85	80	40	27	13	93	Jim Schoenfeld, John Van Boxmeer
1985-86	80	34	39	7	71	John Van Boxmeer
1986-87	80	47	26	7	101	John Van Boxmeer
1987-88	80	46	27	7	100	John Van Boxmeer
1988-89	80	38	37	5	81	John Van Boxmeer
1989-90	80	43	28	9	95	John Van Boxmeer
1990-91	80	45	26	9	99	Don Lever
1991-92	80	37	31	12	86	Don Lever
1992-93	80	40	33	7	87	John Van Boxmeer
1993-94	80	31	34	15	77	John Van Boxmeer
1994-95	80	35	38	7	77	John Van Boxmeer

Career Leaders 1956-1995

Games Played

Jody Gage	637
Dick Gamble	571
Norm Armstrong	566
Darryl Sly	517
Stan Smrke	513
Bronco Horvath	473
Gerry Ehman	465
Les Duff	399
Don Cherry	390
Jim Jackson	360

Goals

Jody Gage	348
Dick Gamble	300
Gerry Ehman	237
Bronco Horvath	199
Stan Smrke	197
Geordie Robertson	164
Norm Armstrong	164
Mal Davis	155
Bob Mongrain	153
Jim Pappin	134
Barry Merrell	134

Assists

Jody Gage	365
Bronco Horvath	343
Gerry Ehman	283
Dick Gamble	265
Stan Smrke	239
Geordie Robertson	231
Norm Armstrong	228
Jim Jackson	205
Barry Merrell	187
Bob Mongrain	186

Points

Jody Gage	713
Dick Gamble	565
Bronco Horvath	542
Gerry Ehman	520
Stan Smrke	436
Geordie Robertson	395
Norm Armstrong	392
Bob Mongrain	339
Barry Merrell	321
Ron Garwasiuk	308

Penalty Minutes

Jim Hofford	1,212
Norm Armstrong	983
Scott Metcalfe	797
Rob Ray	796
Chris Langevin	750
Kevin Kerr	680
Brad Rubachuk	665
Ron Garwasiuk	655
Sean O'Donnell	638
Brad Miller	638

Amerk Fact

The Rochester Americans led the American Hockey League in attendance for 10 straight seasons from 1982-83 - 1991-92. Here are the numbers for the past several seasons:

1994-95 - 244,156	1982-83 - 218,720
1993-94 - 225,848	1981-82 - 197,345
1992-93 - 222,920	1980-81 - 165,307
1991-92 - 242,820	1979-80 - 166,936
1990-91 - 255,470	1978-79 - 141,923
1989-90 - 260,277	1977-78 - 186,120
1988-89 - 255,776	1976-77 - 172,722
1987-88 - 254,601	1975-76 - 180,899
1986-87 - 242,112	1974-75 - 209,371
1985-86 - 243,142	1973-74 - 201,428
1984-85 - 255,585	1972-73 - 197,151
1983-84 - 220,866	1971-72 - 138,886
	1970-71 - 146,074

Americans 1995-96 Schedule

HOME

Fri., Oct. 13	Cornwall
Fri., Oct. 20	Baltimore
Fri., Oct. 27	Albany
Sun., Oct. 29	P.E.I.
Fri., Nov. 3	Cornwall
Sun., Nov. 5	Binghamton
Sun., Nov. 12	Springfield
Fri., Nov. 17	Albany
Sun., Nov. 19	Cornwall
Wed., Nov. 22	Carolina
Fri., Nov. 24	Cape Breton
Sun., Nov. 26	Cape Breton
Fri., Dec. 8	Adirondack
Fri., Dec. 15	Carolina
Sun., Dec. 17	Carolina
Fri., Dec. 22	Adirondack
Tue., Dec. 26	Syracuse
Fri., Jan. 5	Cornwall
Fri., Jan. 12	Adirondack
Fri., Jan. 19	Syracuse
Sun., Jan. 21	Cornwall
Fri., Jan. 26	Hershey
Wed., Jan. 31	Hershey
Fri., Feb. 9	Binghamton
Sun., Feb. 11	Albany
Fri., Feb. 16	Syracuse
Sun., Feb. 18	Adirondack
Wed., Feb. 21	P.E.I.
Fri., Feb. 23	Binghamton
Fri., Mar. 8	Hershey
Sun., Mar. 10	Adirondack
Fri., Mar. 22	Syracuse
Sun., Mar. 24	Binghamton
Fri., Mar. 29	Albany
Sun., Mar. 31	Baltimore
Wed., Apr. 3	Worcester
Fri., Apr. 5	Syracuse
Fri., Apr. 12	Syracuse
Sun., Apr. 14	Providence
Tue., Apr. 16	Baltimore

ROAD

Fri., Oct. 6	Cape Breton
Sat., Oct. 7	Cape Breton
Mon., Oct. 9	P.E.I.
Wed., Oct. 11	P.E.I.
Sat., Oct. 14	Binghamton
Sat., Oct. 21	Albany
Sun., Oct. 22	Cornwall
Sat., Oct. 28	Adirondack
Sat., Nov. 4	Cornwall
Fri., Nov. 10	Syracuse
Sat., Nov. 11	Binghamton
Sat., Nov. 18	Binghamton
Sat., Nov. 25	Albany
Fri., Dec. 1	Providence
Sat., Dec. 2	Hershey
Sun., Dec. 10	Baltimore
Sat., Dec. 16	Cornwall
Sat., Dec. 23	Albany
Wed., Dec. 27	Syracuse
Thu., Dec. 28	Hershey
Sun., Dec. 31	Adirondack
Sat., Jan. 6	Syracuse
Sun., Jan. 7	Baltimore
Tue., Jan. 9	Carolina
Sat., Jan. 13	Cornwall
Sat., Jan. 20	Binghamton
Sat., Jan. 27	Cornwall
Fri., Feb. 2	Carolina
Sun., Feb. 4	Carolina
Sat., Feb. 10	Adirondack
Sat., Feb. 17	Syracuse
Sat., Feb. 24	Hershey
Sun., Feb. 25	Baltimore
Fri., Mar. 15	Syracuse
Sat., Mar. 16	Albany
Sun., Mar. 17	Worcester
Sat., Mar. 23	Syracuse
Sat., Mar. 30	Adirondack
Sat., Apr. 6	Adirondack
Sat., Apr. 13	Springfield

Starting Times:

Tuesday, Wednesday, and Friday nights - 7:35 p.m.
Sunday nights - 6:05 p.m.

Tim Hortons




YOU'VE ALWAYS GOT TIME

Stop in any time for freshly baked goods
and fresh hot Tim Hortons coffee.

- 1705 Niagara Falls Blvd., Amherst 833-4233
- 1137 Bailey Ave., Buffalo 893-8611
- 3515 Seneca St., West Seneca 674-7960
- 5816 Transit Rd., Lockport 433-3032
- 19000 Military Rd. (Factory Outlet Mall), Niagara Falls 298-4606
- 1777 Sheridan Dr., Tonawanda 871-0052
- 5226 Sheridan Dr., Williamsville 626-5993
- 342 Buffalo Rd., Hamburg 648-4838
- 5316 Transit Rd., Depew (New Location)
- The Walker Centre, 5140 Main St., Suite 301, Williamsville (New Location)

Buffalo Bisons Hockey



PA

*Celebrate
Tradition*

**BUFFALO
MEMORIAL
AUDITORIUM**

"Legends of the Aud"

1940-1998

Hockey In Buffalo...Before The Sabres

The Sabres began playing hockey in Memorial Auditorium in 1970-71 and will leave the over-50-year old building at the end of the 1995-96 NHL season. For 31 years before the current NHL franchise was born, fans watched the Buffalo Bisons of the American Hockey League, a team which won five Calder Cups as league champions, to go with four runner-up performances in the finals.

ALL-TIME BISONS' REGULAR SEASON RECORDS

Season	GP	W	L	T	Pts.	Coach
1936-37+	11	3	8	0	6	NA
1940-41	56	19	27	10	48	Tiny Thomas
1941-42	56	25	25	6	56	Tiny Thomas
1942-43*	56	28	21	7	63	Art Chapman
1943-44*	54	25	16	13	63	Art Chapman
1944-45	60	31	21	8	70	Art Chapman
1945-46*	62	38	16	8	84	Frank Beisler
1946-47	64	36	17	11	83	Frank Beisler
1947-48~	68	41	23	4	86	R. Goldsworthy
1948-49	68	33	27	8	74	Hector Blake, R. Goldsworthy
1949-50	70	32	29	9	73	R. Goldsworthy
1950-51	70	40	26	4	84	R. Goldsworthy
1951-52	68	28	36	4	60	R. Goldsworthy
1952-53	64	22	39	3	47	Frank Eddolls
1953-54	70	39	24	7	85	Frank Eddolls
1954-55~	64	31	28	5	67	Gaye Stewart
1955-56	64	29	30	5	63	Frank Eddolls
1956-57	64	25	37	2	52	Frank Eddolls
1957-58	70	25	42	3	53	Harry Watson
1958-59~	70	38	28	4	80	Bobby Kirk, Fred Hunt
1959-60	72	33	35	4	70	Dit Clapper
1960-61	72	35	34	3	73	Frank Eddolls
1961-62~	70	36	31	3	75	Billy Reay
1962-63*	72	41	24	7	89	Billy Reay
1963-64	72	25	40	7	57	Tex Evans
1964-65	72	40	26	6	86	Phil Watson
1965-66	72	29	40	3	61	Phil Watson
1966-67	72	14	51	7	35	Fred Hunt
1967-68	72	32	28	12	76	Fred Shero
1968-69	74	41	18	15	97	Fred Shero
1969-70*	72	40	17	15	95	Fred Shero

+ - Buffalo withdrew December 9, 1936 when fire destroyed building and all games involving Buffalo were eliminated from counting in the standings.

* - Won Calder Cup.

~- Runner-up in Calder Cup Finals.

Hockey In Buffalo...Before The Sabres

BISONS PLAYERS SCORING 100 OR MORE POINTS IN ONE SEASON

Player	Year	GP	G	A	Pts
Ab DeMarco	1950-51	64	37	76	113
Phil Maloney	1960-61	71	37	65	102
Art Stratton	1964-65	71	25	84	109

50-GOAL SCORERS

Player	Year	GP	G	Pts
Len Lunde	1964-65	72	50	96
Guy Trottier	1969-70	71	55	88

BISONS PLAYERS AS AHL REGULAR SEASON SCORING LEADERS

Player	Year	GP	G	A	Pts
Ab DeMarco	1950-51	64	37	76	113
Art Stratton	1964-65	71	25	84	109

BISONS PLAYERS AS AHL REGULAR SEASON GOALTENDING LEADERS

Goalie	Year	GP	GA	SO	GAA
Gordie Bell	1942-43	52	125	9	2.40
Yves Nadon	1944-45	30	87	3	2.90
Connie Dion*	1945-46	42	124	1	2.95
Jacques Plante	1953-54	55	148	3	2.69
Dennis DeJordy	1962-63	67	187	6	2.79
Gilles Villemure	1968-69	62	148	6	2.41
Gilles Villemure	1969-70	65	156	8	2.52

* - spent part of the season with St. Louis

American Hockey League Trophies

WON BY THE BISONS

Louis A.R. Pieri Memorial Award - Named in honor of the late long-time contributor to the American Hockey League as owner of the Providence Reds. It is presented to the outstanding coach in the AHL.

1969-70 - Fred Shero

Les Cunningham Plaque - Named in honor of the first AHL player to score 200 points in regular season play. Les Cunningham played a total of 10 seasons with the Cleveland Barons, averaging better than a point a game. It is presented to the most valuable player selected by the media and players of the League.

1950-51 - Ab DeMarco
1960-61 - Phil Maloney
1962-63 - Dennis DeJordy
1964-65 - Art Stratton
1968-69 - Gilles Villemure
1969-70 - Gilles Villemure

John B. Sollenberger Trophy - Named in honor of the longtime contributor to the AHL as manager and president of the Hershey Bears, and former Chairman of the Board of Governors of the American Hockey League. It is presented to the individual who accumulated the most points over the course of the season. (Previously known as the Wally Kilrea Trophy and the Carl Liscombe Trophy.)

1950-51 - Ab DeMarco
1964-65 - Art Stratton

Eddie Shore Plaque - Named in honor of the late Hockey Hall of Fame member who, after retiring from the NHL in 1940, bought the Springfield franchise and operated it until his retirement in 1976. Shore is widely regarded as one of hockey's greatest defensemen. The award goes to the player voted by the media and the players in each AHL city adjudged to be the best defenseman in the League.

1968-69 - Bob Blackburn

Harry (Hap) Holmes Memorial Trophy - From 1947-48 through 1970-71 this award was given annually to the goaltender with the lowest goals-against average providing he had played in 50% of the total championship games. Harry "Hap" Holmes was an early figure in professional hockey and was one of the outstanding goalkeepers of his era. He played for and managed the Cleveland entry in pre-AHL days.

1949-50 - Connie Dion
1962-63 - Dennis DeJordy
1968-69 - Gilles Villemure
1969-70 - Gilles Villemure

Dudley (Red) Garrett Memorial Trophy - Named after a young player who gave his life during World War II while in the service of the Canadian Navy. It is presented annually to the American Hockey League's outstanding rookie as voted by the media and players in each AHL city.

1949-50 - Paul Meger
1953-54 - Don Marshall
1960-61 - Chico Maki
1962-63 - Doug Robinson
1964-65 - Ray Cullen

Buffalo Bisons All-Stars

First Team

G — Gordon Bell (1942-43)
D — Frank Beisler (1942-43)
D — Roger Leger (1944-45)
D — Gordon Davidson (1944-45)
D — Roger Leger (1945-46)
C — Murdo MacKay (1948-49)
C — Ab DeMarco (1950-51)
LW — Paul Meger (1950-51)
D — Frank Eddolls (1953-54)
RW — Ed Slowinski (1953-54)
LW — Gaye Stewart (1953-54)
D — Frank Sullivan (1955-56)
G — Marcel Paille (1958-59)
D — Ivan Irwin (1958-59)
C — Phil Maloney (1960-61)
LW — Dick Gamble (1960-61)
LW — Barry Cullen (1961-62)
G — Dennis DeJordy (1962-63)
C — Art Stratton (1962-63)
RW — John McKenzie (1962-63)
C — Art Stratton (1964-65)
LW — Len Lunde (1964-65)
RW — Pat Hannigan (1964-65)
D — Ron Ingram (1967-68)
G — Gilles Villemure (1968-69)
D — Bob Blackburn (1968-69)
RW — Guy Trottier (1968-69)
G — Gilles Villemure (1969-70)
RW — Guy Trottier (1969-70)

Second Team

G — Claude Bourque (1941-42)
RW — Bill Summerhill (1942-43)
D — Gordon Davidson (1943-44)
G — Connie Dion (1945-46)
G — Connie Dion (1949-50)
C — Ab DeMarco (1949-50)
LW — Paul Meger (1949-50)
D — Hugh Currie (1950-51)
RW — Lorne Davis (1952-53)
D — Frank Sullivan (1954-55)
C — Ken Wharram (1954-55)
C — Larry Wilson (1955-56)
G — Harry Lumley (1956-57)
D — Frank Sullivan (1956-57)
D — Frank Martin (1958-59)
D — Gus Mortson (1959-60)
C — Larry Wilson (1959-60)
D — Ian Cushenan (1962-63)
LW — Doug Robinson (1962-63)
G — Ed Chadwick (1964-65)
D — John Miszuk (1964-65)
D — Ron Ingram (1968-69)
C — Dennis Hextall (1968-69)
LW — Don Blackburn (1969-70)

Sabre Fact

Buffalo fans may join the Sabres Booster Club through the following:

P.O. Box 1065
Cheektowaga, NY 14225
(716) 834-3761

1995-96 Television Schedule

Sat. Oct. 7	at Ottawa Senators	8:00 p.m.	Wed. Jan. 24	Hartford Whalers	7:30 p.m.
Mon. Oct. 9	at Boston Bruins	1:30 p.m.	Fri. Jan. 26	at Washington Capitals	8:00 p.m.
Fri. Oct. 13	Anaheim Mighty Ducks	7:30 p.m.	Sat. Jan. 27	at Florida Panthers	7:30 p.m.
Sun. Oct. 15	New Jersey Devils	7:00 p.m.	Tues. Jan. 30	at New York Islanders	7:30 p.m.
Fri. Oct. 20	New York Rangers	7:30 p.m.	Sat. Feb. 3	** Boston	3:00 p.m.
Sun. Oct. 22	St. Louis Blues	7:00 p.m.	Sun. Feb. 4	* Tampa Bay Lightning	3:00 p.m.
Tues. Oct. 24	at Dallas Stars	8:30 p.m.	Wed. Feb. 7	Boston Bruins	7:30 p.m.
Fri. Oct. 27	at Colorado Avalanche	9:00 p.m.	Thurs. Feb. 8	at Philadelphia Flyers	7:30 p.m.
Sun. Oct. 29	at Chicago Blackhawks	8:30 p.m.	Sat. Feb. 10	at Toronto Maple Leafs	7:30 p.m.
Wed. Nov. 1	Detroit Red Wings	7:30 p.m.	Wed. Feb. 14	Los Angeles Kings	7:30 p.m.
Fri. Nov. 3	Pittsburgh Penguins	7:30 p.m.	Fri. Feb. 16	New Jersey Devils	7:30 p.m.
Wed. Nov. 8	San Jose Sharks	7:30 p.m.	Sat. Feb. 17	at Hartford Whalers	7:00 p.m.
Sat. Nov. 11	at Florida Panthers	7:30 p.m.	Wed. Feb. 21	Pittsburgh Penguins	7:30 p.m.
Sun. Nov. 12	at Tampa Bay Lightning	7:30 p.m.	Fri. Feb. 23	Philadelphia Flyers	7:30 p.m.
Wed. Nov. 15	Dallas Stars	7:30 p.m.	Sun. Feb. 25	Florida Panthers	7:00 p.m.
Sat. Nov. 19	* at New Jersey Devils	1:00 p.m.	Wed. Feb. 28	at Ottawa Senators	7:30 p.m.
Sat. Nov. 25	at Pittsburgh Penguins	7:30 p.m.	Fri. Mar. 1	at New York Rangers	7:30 p.m.
Mon. Nov. 27	at St. Louis Blues	8:30 p.m.	Sun. Mar. 3	* Vancouver Canucks	3:00 p.m.
Wed. Nov. 29	at New York Rangers	7:30 p.m.	Wed. Mar. 6	at Vancouver Canucks	10:30 p.m.
Sat. Dec. 2	at Boston Bruins	7:00 p.m.	Fri. Mar. 8	at Anaheim Mighty Ducks	10:30 p.m.
Thurs. Dec. 7	at Philadelphia Flyers	7:30 p.m.	Sun. Mar. 10	at San Jose Sharks	5:00 p.m.
Fri. Dec. 8	Washington Capitals	7:30 p.m.	Wed. Mar. 13	* Los Angeles Kings	10:30 p.m.
Wed. Dec. 13	Colorado Avalanche	7:30 p.m.	Sat. Mar. 16	at Hartford Whalers	7:00 p.m.
Fri. Dec. 15	New York Rangers	7:30 p.m.	Mon. Mar. 18	at Montreal Canadiens	7:30 p.m.
Sat. Dec. 16	at New Jersey Devils	7:30 p.m.	Fri. Mar. 22	Montreal Canadiens	7:30 p.m.
Wed. Dec. 20	Montreal Canadiens	7:30 p.m.	Sat. Mar. 23	at Pittsburgh Penguins	7:30 p.m.
Fri. Dec. 22	Boston Bruins	7:30 p.m.	Wed. Mar. 27	at Detroit Red Wings	7:30 p.m.
Sat. Dec. 23	at Ottawa Senators	8:00 p.m.	Fri. Mar. 29	Philadelphia Flyers	7:30 p.m.
Fri. Dec. 29	Chicago Blackhawks	7:30 p.m.	Sun. Mar. 31	** Boston at Buffalo	3:00 p.m.
Sun. Dec. 31	New York Islanders	7:00 p.m.	Mon. April 1	at Montreal Canadiens	7:30 p.m.
Fri. Jan. 5	Toronto Maple Leafs	7:30 p.m.	Wed. April 3	Washington Capitals	7:30 p.m.
Sat. Jan. 6	at Montreal Canadiens	7:30 p.m.	Fri. April 5	at Tampa Bay Lightning	7:30 p.m.
Wed. Jan. 10	at Winnipeg Jets	8:30 p.m.	Sat. April 6	at New York Islanders	7:00 p.m.
Fri. Jan. 12	at Calgary Flames	9:30 p.m.	Wed. April 10	Ottawa Senators	7:30 p.m.
Sat. Jan. 13	at Edmonton Oilers	10:30 p.m.	Sat. April 13	at Washington Capitals	7:30 p.m.
Wed. Jan. 17	Pittsburgh Penguins	7:30 p.m.	Sun. April 14	Hartford Whalers	6:00 p.m.

* Games (selected to date) to be simulcast on WUTV-TV

** NHL on Fox

Sabres In The Community

The Buffalo Sabres have taken a proactive approach to reaching out and putting a strong emphasis on community involvement in Western New York. The organization will have a presence in many ways by the time this book is printed, continuing throughout the season, into next summer, and the future.

Exemplifying the club's presence is the fact that the following are just some of the examples of community relations projects planned for 1995-96. The "Read-to-Me" program continues, in which children in grades Kindergarten through fifth grade are read to by members of the Sabres, Buffalo Bandits (Major Indoor Lacrosse League), and Buffalo Blizzard (National Professional Soccer League) organizations. In addition, this program will this season include the donation of Hockey Hall of Fame books to the school's libraries. The Sabres also plan to feed the homeless with two food donations this year at the City Mission. Hospital visits are also planned, including stops at the Erie County Medical Center's Trauma Center and Buffalo General Hospital's Pediatric Unit, in addition to Roswell Park Cancer Institute and Children's Hospital. A weekly television show for kids is also scheduled and will be hosted by Sabres players in an effort to address issues affecting kids in Western New York. It will also lead to the establishment of a Junior Sabres Fan Club. And, the Sabres Carnival returns after the April 2, 1994 edition which raised 25 thousand dollars for Children's Hospital. The '95-'96 edition is scheduled for February 11.

Players are also involved on individual levels with their favorite charities as well. For example, Rob Ray is the spokesperson for the Make-A-Wish Foundation in addition to being a board member and honorary spokesperson for Roswell Park. Pat LaFontaine continues his involvement with the United Way, while left wing Brad May lends his name to the Juvenile Diabetes Foundation. That organization also now has Sabres center Dave Hannan as their spokesperson.

LaFontaine will also serve as the celebrity editor for "Power Play Magazine". Furthermore, the team captain plans to do a children's book this year which will be based on his life and perseverance, and include a guide to hockey.

The commitment doesn't stop with the players, however. It also extends to their wives, the team's alumni, and organizational involvement in various events.

The Sabres' organization lends their support to many fundraising activities through the donation of 40 dozen team autographed sticks and 400 pairs of tickets.

A familiar player in the Sabres' off-ice role is team mascot, Sabretooth! Making over 425 appearances a year, the popular mascot has even gone as far south as Florida to participate in the National Mascot Olympics. Sabretooth is also an active participant in the Erie County Sheriff Department's School Safety Program, in which he visits approximately 100 schools.



Sabres' centers Dave Hannan and Pat LaFontaine join in a Christmas time hospital visit with team mascot Sabretooth.

Notes



**About the only
thing it can't buy is
a Stanley Cup.**

But it can be used at 66,000 stores, gas stations and ATMs. And should the Sabres make the finals, your MAC® card can at least buy your way in to see it.

MAC Does More®